



Full wwPDB X-ray Structure Validation Report ⓘ

Oct 8, 2023 – 02:12 PM EDT

PDB ID : 6GSL
Title : Structure of *T. thermophilus* 70S ribosome complex with mRNA, tRNA^{fMet} and cognate tRNA^{Arg} in the A-site
Authors : Rozov, A.; Yusupov, M.; Yusupova, G.
Deposited on : 2018-06-14
Resolution : 3.16 Å (reported)

This is a Full wwPDB X-ray Structure Validation Report for a publicly released PDB entry.

We welcome your comments at validation@mail.wwpdb.org

A user guide is available at

<https://www.wwpdb.org/validation/2017/XrayValidationReportHelp>

with specific help available everywhere you see the ⓘ symbol.

The types of validation reports are described at

<http://www.wwpdb.org/validation/2017/FAQs#types>.

The following versions of software and data (see [references ⓘ](#)) were used in the production of this report:

MolProbity : 4.02b-467
Mogul : 1.8.5 (274361), CSD as541be (2020)
Xtriage (Phenix) : 1.13
EDS : 2.35.1
Percentile statistics : 20191225.v01 (using entries in the PDB archive December 25th 2019)
Refmac : 5.8.0158
CCP4 : 7.0.044 (Gargrove)
Ideal geometry (proteins) : Engh & Huber (2001)
Ideal geometry (DNA, RNA) : Parkinson et al. (1996)
Validation Pipeline (wwPDB-VP) : 2.35.1

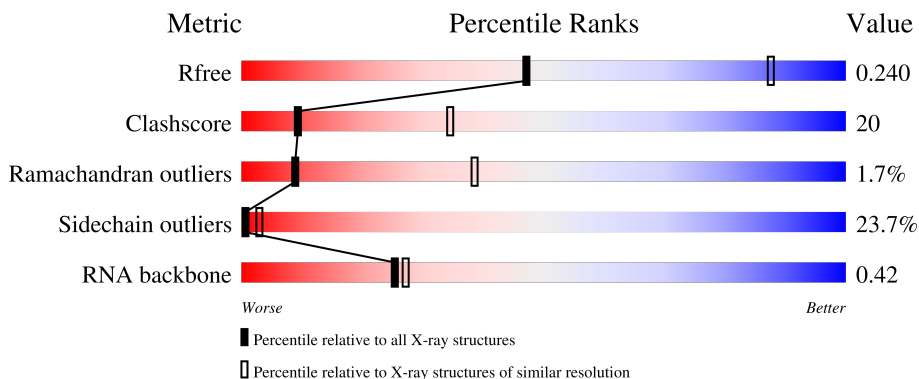
1 Overall quality at a glance

The following experimental techniques were used to determine the structure:

X-RAY DIFFRACTION

The reported resolution of this entry is 3.16 Å.

Percentile scores (ranging between 0-100) for global validation metrics of the entry are shown in the following graphic. The table shows the number of entries on which the scores are based.



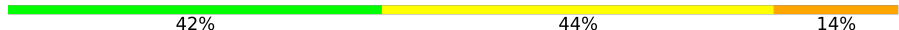











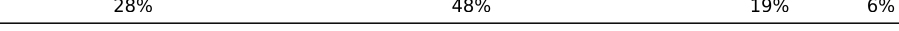





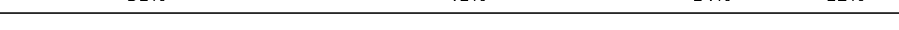






Metric	Whole archive (#Entries)	Similar resolution (#Entries, resolution range(Å))
R_{free}	130704	1665 (3.20-3.12)
Clashscore	141614	1804 (3.20-3.12)
Ramachandran outliers	138981	1770 (3.20-3.12)
Sidechain outliers	138945	1769 (3.20-3.12)
RNA backbone	3102	1073 (3.50-2.82)

The table below summarises the geometric issues observed across the polymeric chains and their fit to the electron density. The red, orange, yellow and green segments of the lower bar indicate the fraction of residues that contain outliers for ≥ 3 , 2, 1 and 0 types of geometric quality criteria respectively. A grey segment represents the fraction of residues that are not modelled. The numeric value for each fraction is indicated below the corresponding segment, with a dot representing fractions $\leq 5\%$.

Mol	Chain	Length	Quality of chain
1	13	1522	28% (green), 45% (yellow), 22% (orange), 5% (red), 0% (grey)
1	1G	1522	33% (green), 45% (yellow), 19% (orange), 5% (red), 0% (grey)
2	12	256	30% (green), 46% (yellow), 14% (orange), 5% (red), 5% (grey)
2	1E	256	28% (green), 48% (yellow), 13% (orange), 5% (red), 10% (grey)
3	22	239	38% (green), 34% (yellow), 9% (orange), 18% (grey)
3	2E	239	48% (green), 32% (yellow), 6% (orange), 14% (grey)

Continued on next page...

Continued from previous page...

Mol	Chain	Length	Quality of chain
4	32	209	 42% 44% 14%
4	3E	209	 50% 41% 9%
5	42	162	 41% 38% 14% 7%
5	4E	162	 49% 34% 9% 8%
6	52	101	 58% 33% 8%
6	5E	101	 57% 37% 6%
7	62	156	 38% 41% 8% 12%
7	6E	156	 52% 41% 6%
8	72	138	 51% 39% 9%
8	7E	138	 37% 53% 10%
9	82	128	 37% 52% 7%
9	8E	128	 42% 41% 14%
10	1A	105	 28% 48% 19% 6%
10	1I	105	 36% 44% 13% 6%
11	2A	129	 45% 33% 9% 12%
11	2I	129	 40% 37% 9% 14%
12	3A	132	 43% 36% 11% 8%
12	3I	132	 39% 42% 11% 8%
13	4A	126	 31% 41% 14% 12%
13	4I	126	 44% 40% 10% 6%
14	5A	61	 38% 44% 10% 7%
14	5I	61	 39% 46% 15%
15	6A	89	 49% 46%
15	6I	89	 47% 46%
16	7A	88	 50% 41% 5% 5%

Continued on next page...

Continued from previous page...

Mol	Chain	Length	Quality of chain
16	7I	88	
17	8A	105	
17	8I	105	
18	9A	88	
18	9I	88	
19	AA	93	
19	AI	93	
20	BA	106	
20	BI	106	
21	1B	27	
21	1F	27	
22	1K	77	
22	1L	77	
23	2K	77	
23	2L	77	
24	3K	77	
24	3L	77	
25	4K	27	
25	4L	27	
26	14	2917	
26	1H	2917	
27	16	122	
27	1J	122	
28	71	229	
28	79	229	


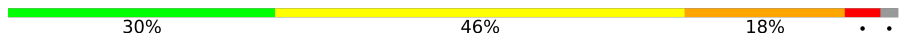








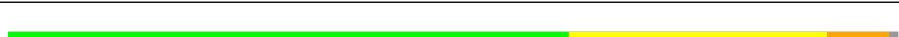






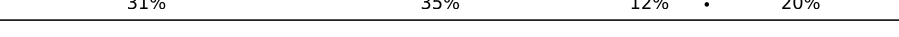







Continued on next page...

Continued from previous page...

Mol	Chain	Length	Quality of chain
29	11	276	51% 37% 10% ..
29	19	276	54% 33% 11% ..
30	21	206	40% 42% 15% ..
30	29	206	44% 40% 14% ..
31	31	210	49% 38% 10% .
31	39	210	30% 50% 16% ..
32	41	182	42% 45% 11% ..
32	49	182	36% 46% 16% ..
33	51	180	43% 34% 14% . 5%
33	59	180	36% 42% 14% . 5%
34	18	125	5% 15% .. 76%
34	28	125	. 14% 6% . 76%
35	61	148	46% 38% 12% ..
35	69	148	36% 42% 19% ..
36	38	173	18% 28% 21% 15% 17%
37	48	147	29% 46% 20% ..
38	15	140	51% 40% 6% ..
38	58	140	42% 42% 13% ..
39	25	122	51% 34% 13% .
39	68	122	61% 33% 6%
40	35	150	36% 39% 21% ..
40	78	150	36% 45% 16% ..
41	45	141	35% 40% 21% ..
41	88	141	50% 45% 6%
42	55	118	55% 39% 6%

Continued on next page...

Continued from previous page...

Mol	Chain	Length	Quality of chain
42	98	118	
43	65	112	
43	A8	112	
44	75	146	
44	B8	146	
45	85	118	
45	C8	118	
46	95	101	
46	D8	101	
47	A5	113	
47	E8	113	
48	B5	96	
48	F8	96	
49	C5	110	
49	G8	110	
50	D5	206	
50	H8	206	
51	E5	85	
51	I8	85	
52	F5	98	
52	J8	98	
53	G5	72	
53	K8	72	
54	H5	60	
54	L8	60	

Continued on next page...

Continued from previous page...

Mol	Chain	Length	Quality of chain
55	M8	71	
56	J5	60	
56	N8	60	
57	O8	54	
58	L5	49	
58	P8	49	
59	M5	65	
59	Q8	65	

The following table lists non-polymeric compounds, carbohydrate monomers and non-standard residues in protein, DNA, RNA chains that are outliers for geometric or electron-density-fit criteria:

Mol	Type	Chain	Res	Chirality	Geometry	Clashes	Electron density
61	SF4	32	303	-	-	X	-
61	SF4	3E	303	-	-	X	-

2 Entry composition

There are 63 unique types of molecules in this entry. The entry contains 306138 atoms, of which 0 are hydrogens and 0 are deuteriums.

In the tables below, the ZeroOcc column contains the number of atoms modelled with zero occupancy, the AltConf column contains the number of residues with at least one atom in alternate conformation and the Trace column contains the number of residues modelled with at most 2 atoms.

- Molecule 1 is a RNA chain called 16S ribosomal RNA.

Mol	Chain	Residues	Atoms					ZeroOcc	AltConf	Trace
			Total	C	N	O	P			
1	13	1512	Total 32497	C 14464	N 6017	O 10504	P 1512	0	0	0
1	1G	1509	Total 32437	C 14437	N 6010	O 10481	P 1509	0	0	0

- Molecule 2 is a protein called 30S ribosomal protein S2.

Mol	Chain	Residues	Atoms					ZeroOcc	AltConf	Trace
			Total	C	N	O	S			
2	1E	231	Total 1874	C 1199	N 334	O 336	S 5	0	0	0
2	12	237	Total 1924	C 1228	N 344	O 347	S 5	0	0	0

- Molecule 3 is a protein called 30S ribosomal protein S3.

Mol	Chain	Residues	Atoms					ZeroOcc	AltConf	Trace
			Total	C	N	O	S			
3	2E	205	Total 1605	C 1011	N 313	O 280	S 1	0	0	0
3	22	195	Total 1533	C 969	N 297	O 266	S 1	0	0	0

- Molecule 4 is a protein called 30S ribosomal protein S4.

Mol	Chain	Residues	Atoms					ZeroOcc	AltConf	Trace
			Total	C	N	O	S			
4	3E	207	Total 1690	C 1058	N 336	O 289	S 7	0	0	0
4	32	208	Total 1702	C 1066	N 339	O 290	S 7	0	0	0

- Molecule 5 is a protein called 30S ribosomal protein S5.

Mol	Chain	Residues	Atoms					ZeroOcc	AltConf	Trace
5	4E	149	Total	C	N	O	S	0	0	0
			1142	722	216	200	4			
5	42	151	Total	C	N	O	S	0	0	0
			1155	729	218	204	4			

- Molecule 6 is a protein called 30S ribosomal protein S6.

Mol	Chain	Residues	Atoms					ZeroOcc	AltConf	Trace
6	5E	101	Total	C	N	O	S	0	0	0
			842	531	155	153	3			
6	52	101	Total	C	N	O	S	0	0	0
			842	531	155	153	3			

- Molecule 7 is a protein called 30S ribosomal protein S7.

Mol	Chain	Residues	Atoms					ZeroOcc	AltConf	Trace
7	6E	154	Total	C	N	O	S	0	0	0
			1242	770	250	216	6			
7	62	138	Total	C	N	O	S	0	0	0
			1110	689	221	194	6			

- Molecule 8 is a protein called 30S ribosomal protein S8.

Mol	Chain	Residues	Atoms					ZeroOcc	AltConf	Trace
8	7E	138	Total	C	N	O	S	0	0	0
			1115	705	215	192	3			
8	72	138	Total	C	N	O	S	0	0	0
			1115	705	215	192	3			

- Molecule 9 is a protein called 30S ribosomal protein S9.

Mol	Chain	Residues	Atoms				ZeroOcc	AltConf	Trace
9	8E	126	Total	C	N	O	0	0	0
			1000	634	196	170			
9	82	124	Total	C	N	O	0	0	0
			983	624	190	169			

- Molecule 10 is a protein called 30S ribosomal protein S10.

Mol	Chain	Residues	Atoms					ZeroOcc	AltConf	Trace
10	1I	99	Total	C	N	O	S	0	0	0
			801	504	157	139	1			

Continued on next page...

Continued from previous page...

Mol	Chain	Residues	Atoms					ZeroOcc	AltConf	Trace
			Total	C	N	O	S			
10	1A	99	801	504	157	139	1	0	0	0

- Molecule 11 is a protein called 30S ribosomal protein S11.

Mol	Chain	Residues	Atoms					ZeroOcc	AltConf	Trace
			Total	C	N	O	S			
11	2I	111	823	512	154	154	3	0	0	0
11	2A	113	835	520	156	156	3	0	0	0

- Molecule 12 is a protein called 30S ribosomal protein S12.

Mol	Chain	Residues	Atoms					ZeroOcc	AltConf	Trace
			Total	C	N	O	S			
12	3I	122	956	603	193	159	1	0	0	0
12	3A	121	947	597	191	158	1	0	0	0

- Molecule 13 is a protein called 30S ribosomal protein S13.

Mol	Chain	Residues	Atoms					ZeroOcc	AltConf	Trace
			Total	C	N	O	S			
13	4I	119	936	579	191	164	2	0	0	0
13	4A	111	887	549	180	156	2	0	0	0

- Molecule 14 is a protein called 30S ribosomal protein S14 type Z.

Mol	Chain	Residues	Atoms					ZeroOcc	AltConf	Trace
			Total	C	N	O	S			
14	5I	61	499	317	105	72	5	0	0	0
14	5A	57	466	297	97	68	4	0	0	0

- Molecule 15 is a protein called 30S ribosomal protein S15.

Mol	Chain	Residues	Atoms					ZeroOcc	AltConf	Trace
			Total	C	N	O	S			
15	6I	87	729	457	146	124	2	0	0	0
15	6A	87	729	457	146	124	2	0	0	0

- Molecule 16 is a protein called 30S ribosomal protein S16.

Mol	Chain	Residues	Atoms					ZeroOcc	AltConf	Trace
16	7I	83	Total	C	N	O	S	0	0	0
			700	443	139	117	1			
16	7A	84	Total	C	N	O	S	0	0	0
			705	446	140	118	1			

- Molecule 17 is a protein called 30S ribosomal protein S17.

Mol	Chain	Residues	Atoms					ZeroOcc	AltConf	Trace
17	8I	100	Total	C	N	O	S	0	0	0
			834	534	155	143	2			
17	8A	99	Total	C	N	O	S	0	0	0
			823	528	151	142	2			

- Molecule 18 is a protein called 30S ribosomal protein S18.

Mol	Chain	Residues	Atoms				ZeroOcc	AltConf	Trace
18	9I	67	Total	C	N	O	0	0	0
			544	349	104	91			
18	9A	67	Total	C	N	O	0	0	0
			544	349	104	91			

- Molecule 19 is a protein called 30S ribosomal protein S19.

Mol	Chain	Residues	Atoms					ZeroOcc	AltConf	Trace
19	AI	80	Total	C	N	O	S	0	0	0
			643	411	118	112	2			
19	AA	62	Total	C	N	O	S	0	0	0
			481	306	85	88	2			

- Molecule 20 is a protein called 30S ribosomal protein S20.

Mol	Chain	Residues	Atoms					ZeroOcc	AltConf	Trace
20	BI	98	Total	C	N	O	S	0	0	0
			751	464	158	127	2			
20	BA	98	Total	C	N	O	S	0	0	0
			757	467	161	127	2			

- Molecule 21 is a protein called 30S ribosomal protein Thx.

Mol	Chain	Residues	Atoms				ZeroOcc	AltConf	Trace
			Total	C	N	O			
21	1F	24	208	128	50	30	0	0	0
21	1B	24	208	128	50	30	0	0	0

- Molecule 22 is a RNA chain called tRNAArg.

Mol	Chain	Residues	Atoms						ZeroOcc	AltConf	Trace
			Total	C	N	O	P	S			
22	1K	72	1544	690	282	498	72	2	0	0	0
22	1L	74	1584	708	287	513	74	2	0	0	0

- Molecule 23 is a RNA chain called tRNAfMet.

Mol	Chain	Residues	Atoms						ZeroOcc	AltConf	Trace
			Total	C	N	O	P	S			
23	2K	77	1646	735	298	535	77	1	0	0	0
23	2L	77	1646	735	298	535	77	1	0	0	0

- Molecule 24 is a RNA chain called tRNAArg.

Mol	Chain	Residues	Atoms					ZeroOcc	AltConf	Trace
			Total	C	N	O	P			
24	3K	73	1561	696	285	507	73	0	0	0
24	3L	74	1581	705	287	515	74	0	0	0

There are 2 discrepancies between the modelled and reference sequences:

Chain	Residue	Modelled	Actual	Comment	Reference
3K	6	U	C	conflict	GB 1387059712
3L	6	U	C	conflict	GB 1387059712

- Molecule 25 is a RNA chain called mRNA.

Mol	Chain	Residues	Atoms					ZeroOcc	AltConf	Trace
			Total	C	N	O	P			
25	4K	21	462	207	97	137	21	0	0	0
25	4L	17	374	167	77	113	17	0	0	0

- Molecule 26 is a RNA chain called 23S ribosomal RNA.

Mol	Chain	Residues	Atoms					ZeroOcc	AltConf	Trace
			Total	C	N	O	P			
26	1H	2895	62351	27751	11658	20047	2895	0	0	0
26	14	2895	62347	27751	11660	20042	2894	0	0	0

There are 14 discrepancies between the modelled and reference sequences:

Chain	Residue	Modelled	Actual	Comment	Reference
1H	161	U	UNK	conflict	GB 55771382
1H	654A	A	G	conflict	GB 55771382
1H	654E	C	G	conflict	GB 55771382
1H	654P	G	C	conflict	GB 55771382
1H	654T	A	C	conflict	GB 55771382
1H	1058	U	G	conflict	GB 55771382
1H	1080	A	C	conflict	GB 55771382
14	158	U	UNK	conflict	GB 55771382
14	654A	A	G	conflict	GB 55771382
14	654E	C	G	conflict	GB 55771382
14	654P	G	C	conflict	GB 55771382
14	654T	A	C	conflict	GB 55771382
14	1058	U	G	conflict	GB 55771382
14	1080	A	C	conflict	GB 55771382

- Molecule 27 is a RNA chain called 5S ribosomal RNA.

Mol	Chain	Residues	Atoms					ZeroOcc	AltConf	Trace
			Total	C	N	O	P			
27	16	122	2617	1166	486	844	121	0	0	0
27	1J	122	2617	1166	486	844	121	0	0	0

- Molecule 28 is a protein called 50S ribosomal protein L1.

Mol	Chain	Residues	Atoms					ZeroOcc	AltConf	Trace
			Total	C	N	O	S			
28	71	134	1043	659	196	187	1	0	0	0
28	79	130	1010	637	188	184	1	0	0	0

- Molecule 29 is a protein called 50S ribosomal protein L2.

Mol	Chain	Residues	Atoms					ZeroOcc	AltConf	Trace
29	11	273	Total	C	N	O	S	0	0	0
			2120	1338	421	358	3			
29	19	273	Total	C	N	O	S	0	0	0
			2120	1338	421	358	3			

- Molecule 30 is a protein called 50S ribosomal protein L3.

Mol	Chain	Residues	Atoms					ZeroOcc	AltConf	Trace
30	21	203	Total	C	N	O	S	0	0	0
			1558	985	298	269	6			
30	29	203	Total	C	N	O	S	0	0	0
			1558	985	298	269	6			

- Molecule 31 is a protein called 50S ribosomal protein L4.

Mol	Chain	Residues	Atoms					ZeroOcc	AltConf	Trace
31	31	202	Total	C	N	O	S	0	0	0
			1585	1011	297	275	2			
31	39	206	Total	C	N	O	S	0	0	0
			1610	1026	301	281	2			

- Molecule 32 is a protein called 50S ribosomal protein L5.

Mol	Chain	Residues	Atoms					ZeroOcc	AltConf	Trace
32	41	179	Total	C	N	O	S	0	0	0
			1457	931	265	257	4			
32	49	179	Total	C	N	O	S	0	0	0
			1457	931	265	257	4			

- Molecule 33 is a protein called 50S ribosomal protein L6.

Mol	Chain	Residues	Atoms					ZeroOcc	AltConf	Trace
33	51	171	Total	C	N	O	S	0	0	0
			1312	832	246	233	1			
33	59	171	Total	C	N	O	S	0	0	0
			1312	832	246	233	1			

- Molecule 34 is a protein called 50S ribosomal protein L7/L12.

Mol	Chain	Residues	Atoms					ZeroOcc	AltConf	Trace
34	18	30	Total	C	N	O	S	0	0	0
			237	150	38	48	1			

Continued on next page...

Continued from previous page...

Mol	Chain	Residues	Atoms					ZeroOcc	AltConf	Trace
34	28	30	Total	C	N	O	S	0	0	0
			237	150	38	48	1			

- Molecule 35 is a protein called 50S ribosomal protein L9.

Mol	Chain	Residues	Atoms					ZeroOcc	AltConf	Trace
35	61	145	Total	C	N	O	S	0	0	0
			1131	723	200	207	1			
35	69	145	Total	C	N	O	S	0	0	0
			1131	723	200	207	1			

- Molecule 36 is a protein called 50S ribosomal protein L10.

Mol	Chain	Residues	Atoms					ZeroOcc	AltConf	Trace
36	38	143	Total	C	N	O	S	0	0	0
			1089	694	191	202	2			

- Molecule 37 is a protein called 50S ribosomal protein L11.

Mol	Chain	Residues	Atoms					ZeroOcc	AltConf	Trace
37	48	142	Total	C	N	O	S	0	0	0
			1047	665	184	193	5			

- Molecule 38 is a protein called 50S ribosomal protein L13.

Mol	Chain	Residues	Atoms					ZeroOcc	AltConf	Trace
38	58	137	Total	C	N	O	S	0	0	0
			1096	706	205	181	4			
38	15	137	Total	C	N	O	S	0	0	0
			1096	707	205	181	3			

- Molecule 39 is a protein called 50S ribosomal protein L14.

Mol	Chain	Residues	Atoms					ZeroOcc	AltConf	Trace
39	68	122	Total	C	N	O	S	0	0	0
			932	588	171	169	4			
39	25	122	Total	C	N	O	S	0	0	0
			932	588	171	169	4			

- Molecule 40 is a protein called 50S ribosomal protein L15.

Mol	Chain	Residues	Atoms					ZeroOcc	AltConf	Trace
40	78	147	Total	C	N	O	S	0	0	0
			1122	698	229	192	3			
40	35	148	Total	C	N	O	S	0	0	0
			1130	704	230	193	3			

- Molecule 41 is a protein called 50S ribosomal protein L16.

Mol	Chain	Residues	Atoms					ZeroOcc	AltConf	Trace
41	88	141	Total	C	N	O	S	0	0	0
			1113	709	210	187	7			
41	45	138	Total	C	N	O	S	0	0	0
			1099	702	208	183	6			

- Molecule 42 is a protein called 50S ribosomal protein L17.

Mol	Chain	Residues	Atoms					ZeroOcc	AltConf	Trace
42	98	118	Total	C	N	O	S	0	0	0
			967	604	203	159	1			
42	55	118	Total	C	N	O	S	0	0	0
			967	604	203	159	1			

- Molecule 43 is a protein called 50S ribosomal protein L18.

Mol	Chain	Residues	Atoms				ZeroOcc	AltConf	Trace
43	A8	111	Total	C	N	O	0	0	0
			881	556	176	149			
43	65	110	Total	C	N	O	0	0	0
			876	553	175	148			

- Molecule 44 is a protein called 50S ribosomal protein L19.

Mol	Chain	Residues	Atoms					ZeroOcc	AltConf	Trace
44	B8	136	Total	C	N	O	S	0	0	0
			1132	704	232	195	1			
44	75	134	Total	C	N	O		0	0	0
			1115	694	229	192				

- Molecule 45 is a protein called 50S ribosomal protein L20.

Mol	Chain	Residues	Atoms					ZeroOcc	AltConf	Trace
45	C8	115	Total	C	N	O	S	0	0	0
			950	603	199	147	1			

Continued on next page...

Continued from previous page...

Mol	Chain	Residues	Atoms					ZeroOcc	AltConf	Trace
			Total	C	N	O	S			
45	85	117	Total 963	C 610	N 202	O 150	S 1	0	0	0

- Molecule 46 is a protein called 50S ribosomal protein L21.

Mol	Chain	Residues	Atoms					ZeroOcc	AltConf	Trace
			Total	C	N	O	S			
46	D8	101	Total 778	C 501	N 142	O 134	S 1	0	0	0
46	95	100	Total 774	C 499	N 141	O 133	S 1	0	0	0

- Molecule 47 is a protein called 50S ribosomal protein L22.

Mol	Chain	Residues	Atoms					ZeroOcc	AltConf	Trace
			Total	C	N	O	S			
47	E8	112	Total 890	C 560	N 175	O 153	S 2	0	0	0
47	A5	111	Total 886	C 558	N 174	O 152	S 2	0	0	0

- Molecule 48 is a protein called 50S ribosomal protein L23.

Mol	Chain	Residues	Atoms					ZeroOcc	AltConf	Trace
			Total	C	N	O	S			
48	F8	95	Total 743	C 482	N 134	O 126	S 1	0	0	0
48	B5	94	Total 738	C 479	N 133	O 125	S 1	0	0	0

- Molecule 49 is a protein called 50S ribosomal protein L24.

Mol	Chain	Residues	Atoms					ZeroOcc	AltConf	Trace
			Total	C	N	O	S			
49	G8	105	Total 784	C 504	N 147	O 128	S 5	0	0	0
49	C5	106	Total 785	C 504	N 147	O 129	S 5	0	0	0

- Molecule 50 is a protein called 50S ribosomal protein L25.

Mol	Chain	Residues	Atoms					ZeroOcc	AltConf	Trace
			Total	C	N	O	S			
50	H8	165	Total 1330	C 851	N 241	O 236	S 2	0	0	0
50	D5	200	Total 1582	C 1008	N 279	O 292	S 3	0	0	0

- Molecule 51 is a protein called 50S ribosomal protein L27.

Mol	Chain	Residues	Atoms					ZeroOcc	AltConf	Trace
51	I8	81	Total	C	N	O	S	0	0	0
			630	389	133	107	1			
51	E5	78	Total	C	N	O	S	0	0	0
			616	381	130	104	1			

- Molecule 52 is a protein called 50S ribosomal protein L28.

Mol	Chain	Residues	Atoms					ZeroOcc	AltConf	Trace
52	J8	93	Total	C	N	O	S	0	0	0
			729	457	145	126	1			
52	F5	94	Total	C	N	O	S	0	0	0
			737	463	146	127	1			

- Molecule 53 is a protein called 50S ribosomal protein L29.

Mol	Chain	Residues	Atoms					ZeroOcc	AltConf	Trace
53	K8	69	Total	C	N	O	S	0	0	0
			576	358	116	101	1			
53	G5	66	Total	C	N	O	S	0	0	0
			558	346	113	98	1			

- Molecule 54 is a protein called 50S ribosomal protein L30.

Mol	Chain	Residues	Atoms				ZeroOcc	AltConf	Trace
54	L8	58	Total	C	N	O	0	0	0
			459	293	89	77			
54	H5	58	Total	C	N	O	0	0	0
			459	293	89	77			

- Molecule 55 is a protein called 50S ribosomal protein L31.

Mol	Chain	Residues	Atoms					ZeroOcc	AltConf	Trace
55	M8	48	Total	C	N	O	S	0	0	0
			371	237	62	67	5			

- Molecule 56 is a protein called 50S ribosomal protein L32.

Mol	Chain	Residues	Atoms					ZeroOcc	AltConf	Trace
56	N8	50	Total	C	N	O	S	0	0	0
			386	241	77	63	5			

Continued on next page...

Continued from previous page...

Mol	Chain	Residues	Atoms					ZeroOcc	AltConf	Trace
56	J5	56	Total	C	N	O	S	0	0	0
			434	272	87	70	5			

- Molecule 57 is a protein called 50S ribosomal protein L33.

Mol	Chain	Residues	Atoms					ZeroOcc	AltConf	Trace
57	O8	45	Total	C	N	O	S	0	0	0
			389	241	79	65	4			

- Molecule 58 is a protein called 50S ribosomal protein L34.

Mol	Chain	Residues	Atoms					ZeroOcc	AltConf	Trace
58	P8	47	Total	C	N	O	S	0	0	0
			401	246	99	54	2			
58	L5	47	Total	C	N	O	S	0	0	0
			409	251	102	54	2			

- Molecule 59 is a protein called 50S ribosomal protein L35.

Mol	Chain	Residues	Atoms					ZeroOcc	AltConf	Trace
59	Q8	64	Total	C	N	O	S	0	0	0
			516	331	102	81	2			
59	M5	64	Total	C	N	O	S	0	0	0
			516	331	102	81	2			

- Molecule 60 is MAGNESIUM ION (three-letter code: MG) (formula: Mg).

Mol	Chain	Residues	Atoms		ZeroOcc	AltConf
60	13	227	Total	Mg	0	0
			227	227		
60	3E	2	Total	Mg	0	0
			2	2		
60	5E	2	Total	Mg	0	0
			2	2		
60	6I	1	Total	Mg	0	0
			1	1		
60	1K	2	Total	Mg	0	0
			2	2		
60	2K	7	Total	Mg	0	0
			7	7		
60	4K	1	Total	Mg	0	0
			1	1		

Continued on next page...

Continued from previous page...

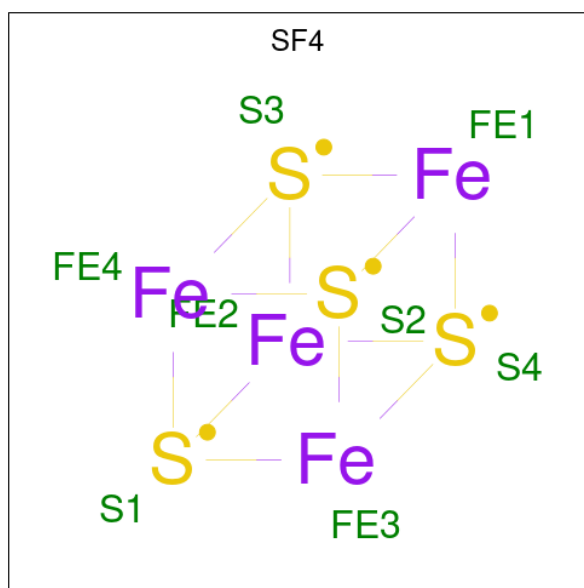
Mol	Chain	Residues	Atoms		ZeroOcc	AltConf
60	1H	669	Total 669	Mg 669	0	0
60	16	20	Total 20	Mg 20	0	0
60	11	6	Total 6	Mg 6	0	0
60	21	2	Total 2	Mg 2	0	0
60	31	2	Total 2	Mg 2	0	0
60	41	1	Total 1	Mg 1	0	0
60	78	1	Total 1	Mg 1	0	0
60	88	4	Total 4	Mg 4	0	0
60	98	2	Total 2	Mg 2	0	0
60	I8	2	Total 2	Mg 2	0	0
60	N8	1	Total 1	Mg 1	0	0
60	P8	1	Total 1	Mg 1	0	0
60	Q8	1	Total 1	Mg 1	0	0
60	1G	167	Total 167	Mg 167	0	0
60	32	2	Total 2	Mg 2	0	0
60	52	1	Total 1	Mg 1	0	0
60	2A	1	Total 1	Mg 1	0	0
60	1L	1	Total 1	Mg 1	0	0
60	2L	2	Total 2	Mg 2	0	0
60	4L	2	Total 2	Mg 2	0	0
60	14	607	Total 607	Mg 607	0	0

Continued on next page...

Continued from previous page...

Mol	Chain	Residues	Atoms	ZeroOcc	AltConf
60	1J	8	Total Mg 8 8	0	0
60	29	5	Total Mg 5 5	0	0
60	39	2	Total Mg 2 2	0	0
60	25	2	Total Mg 2 2	0	0
60	35	1	Total Mg 1 1	0	0
60	45	2	Total Mg 2 2	0	0
60	55	2	Total Mg 2 2	0	0
60	75	1	Total Mg 1 1	0	0
60	C5	1	Total Mg 1 1	0	0
60	E5	1	Total Mg 1 1	0	0
60	F5	1	Total Mg 1 1	0	0
60	M5	1	Total Mg 1 1	0	0

- Molecule 61 is IRON/SULFUR CLUSTER (three-letter code: SF4) (formula: Fe₄S₄).



Mol	Chain	Residues	Atoms			ZeroOcc	AltConf
61	3E	1	Total	Fe	S	0	0
			8	4	4		
61	32	1	Total	Fe	S	0	0
			8	4	4		

- Molecule 62 is ZINC ION (three-letter code: ZN) (formula: Zn).

Mol	Chain	Residues	Atoms		ZeroOcc	AltConf
62	5I	1	Total	Zn	0	0
			1	1		
62	5A	1	Total	Zn	0	0
			1	1		

- Molecule 63 is water.

Mol	Chain	Residues	Atoms		ZeroOcc	AltConf
63	13	544	Total	O	0	0
			544	544		
63	1E	1	Total	O	0	0
			1	1		
63	3E	1	Total	O	0	0
			1	1		
63	4E	2	Total	O	0	0
			2	2		
63	8E	1	Total	O	0	0
			1	1		
63	1I	1	Total	O	0	0
			1	1		
63	3I	5	Total	O	0	0
			5	5		
63	5I	3	Total	O	0	0
			3	3		
63	6I	4	Total	O	0	0
			4	4		
63	BI	1	Total	O	0	0
			1	1		
63	1F	1	Total	O	0	0
			1	1		
63	1K	1	Total	O	0	0
			1	1		
63	2K	16	Total	O	0	0
			16	16		
63	4K	13	Total	O	0	0
			13	13		

Continued on next page...

Continued from previous page...

Mol	Chain	Residues	Atoms		ZeroOcc	AltConf
63	1H	1966	Total 1966	O 1966	0	0
63	16	42	Total 42	O 42	0	0
63	11	12	Total 12	O 12	0	0
63	21	9	Total 9	O 9	0	0
63	31	8	Total 8	O 8	0	0
63	58	3	Total 3	O 3	0	0
63	78	10	Total 10	O 10	0	0
63	88	7	Total 7	O 7	0	0
63	98	1	Total 1	O 1	0	0
63	A8	2	Total 2	O 2	0	0
63	B8	3	Total 3	O 3	0	0
63	C8	7	Total 7	O 7	0	0
63	D8	1	Total 1	O 1	0	0
63	F8	1	Total 1	O 1	0	0
63	G8	3	Total 3	O 3	0	0
63	I8	5	Total 5	O 5	0	0
63	J8	10	Total 10	O 10	0	0
63	L8	4	Total 4	O 4	0	0
63	P8	1	Total 1	O 1	0	0
63	Q8	7	Total 7	O 7	0	0
63	1G	397	Total 397	O 397	0	0

Continued on next page...

Continued from previous page...

Mol	Chain	Residues	Atoms		ZeroOcc	AltConf
63	32	5	Total 5	O 5	0	0
63	42	1	Total 1	O 1	0	0
63	52	4	Total 4	O 4	0	0
63	3A	2	Total 2	O 2	0	0
63	5A	1	Total 1	O 1	0	0
63	6A	1	Total 1	O 1	0	0
63	7A	2	Total 2	O 2	0	0
63	9A	2	Total 2	O 2	0	0
63	BA	2	Total 2	O 2	0	0
63	2L	7	Total 7	O 7	0	0
63	4L	8	Total 8	O 8	0	0
63	14	1520	Total 1520	O 1520	0	0
63	1J	23	Total 23	O 23	0	0
63	19	12	Total 12	O 12	0	0
63	29	9	Total 9	O 9	0	0
63	39	8	Total 8	O 8	0	0
63	15	1	Total 1	O 1	0	0
63	25	13	Total 13	O 13	0	0
63	35	5	Total 5	O 5	0	0
63	45	4	Total 4	O 4	0	0
63	85	4	Total 4	O 4	0	0

Continued on next page...

Continued from previous page...

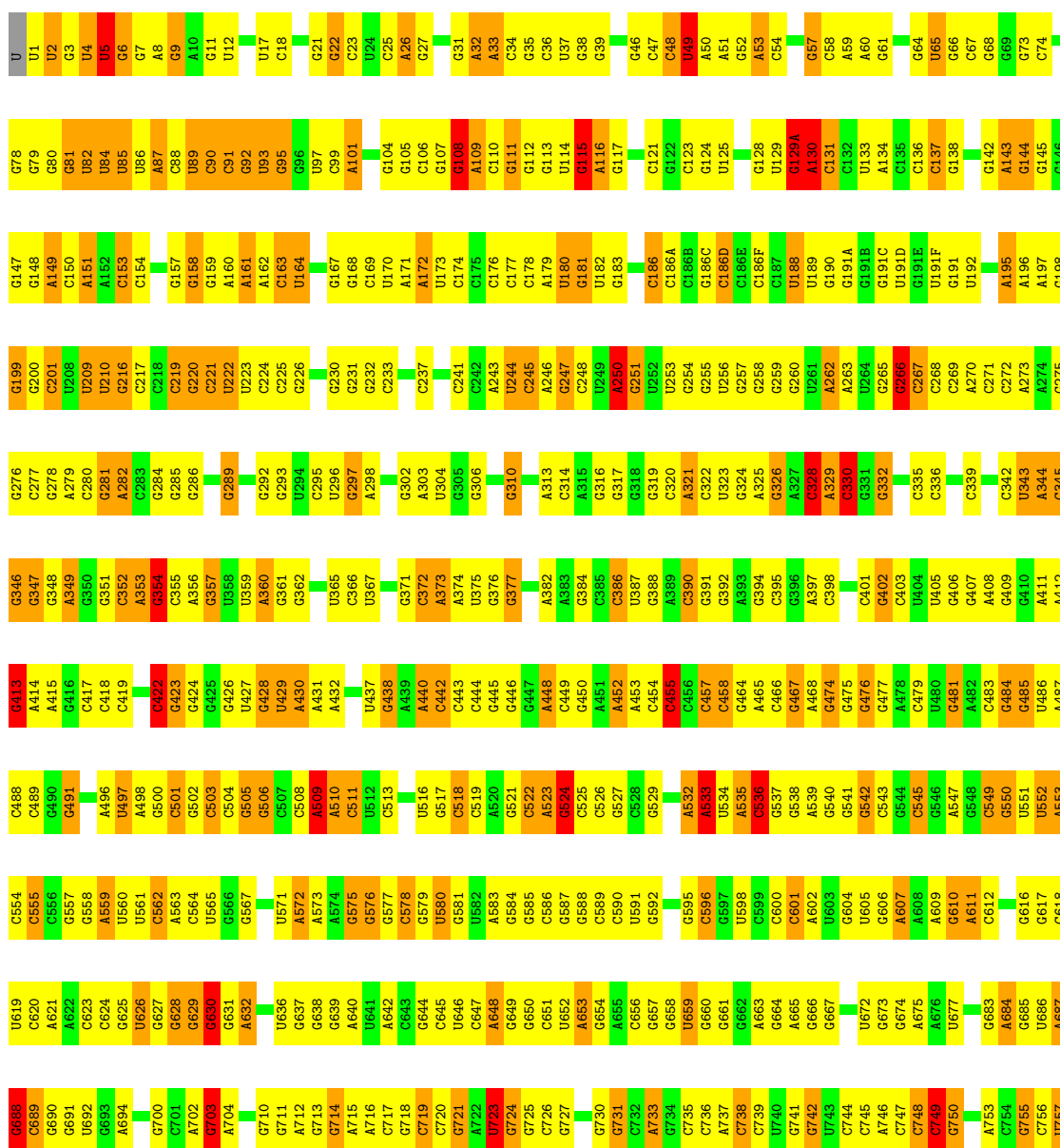
Mol	Chain	Residues	Atoms	ZeroOcc	AltConf
63	A5	1	Total O 1 1	0	0
63	B5	1	Total O 1 1	0	0
63	C5	1	Total O 1 1	0	0
63	E5	3	Total O 3 3	0	0
63	F5	6	Total O 6 6	0	0
63	L5	2	Total O 2 2	0	0
63	M5	9	Total O 9 9	0	0

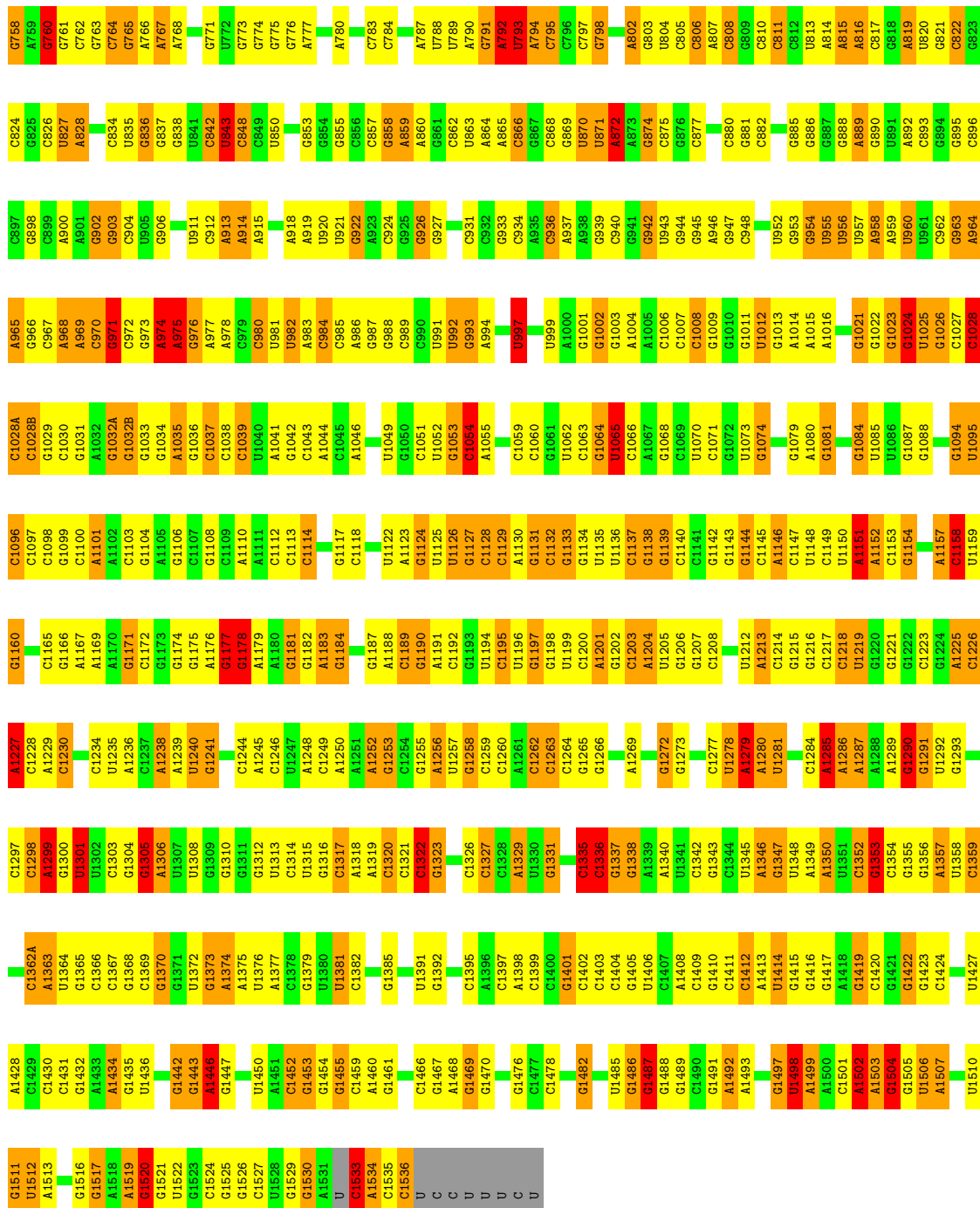
3 Residue-property plots

These plots are drawn for all protein, RNA, DNA and oligosaccharide chains in the entry. The first graphic for a chain summarises the proportions of the various outlier classes displayed in the second graphic. The second graphic shows the sequence view annotated by issues in geometry. Residues are color-coded according to the number of geometric quality criteria for which they contain at least one outlier: green = 0, yellow = 1, orange = 2 and red = 3 or more. Stretches of 2 or more consecutive residues without any outlier are shown as a green connector. Residues present in the sample, but not in the model, are shown in grey.

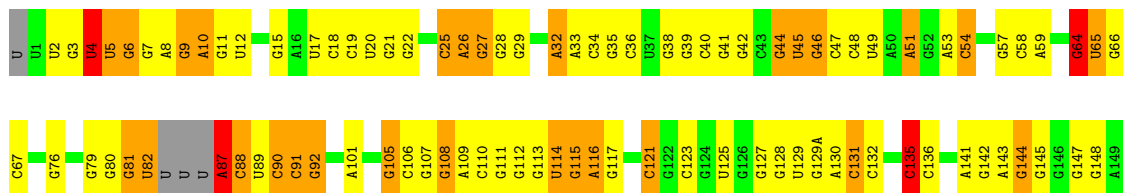
- Molecule 1: 16S ribosomal RNA

Chain 13: 

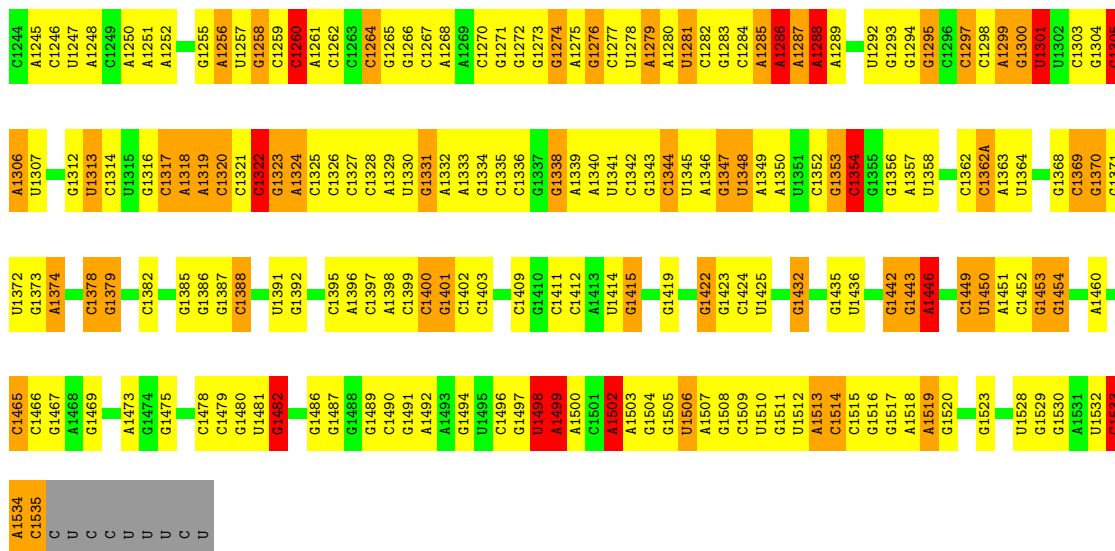




● Molecule 1: 16S ribosomal RNA




A1180	A1181	A1182	A1183	A1184	A1185	A1186	A1187	A1188	A1189	A1190	A1191	A1192	A1193	A1194	A1195	A1196	A1197	A1198	A1199	A1200	A1201	A1202	A1203	A1204	A1205	A1206	A1207	A1208	A1209	A1210	A1211	A1212	A1213	A1214	A1215	A1216	A1217	A1218	A1219	A1220	A1221	A1222	A1223	A1224	A1225	A1226	A1227	A1228	A1229	A1230	A1231	A1232	A1233	A1234	A1235	A1236	A1237	A1238	A1239	A1240	A1241	A1242	A1243																																																																																																																																																																																																																																																																																																																																																																																																																																																																							
C1112	C1113	C1114	C1115	C1116	C1117	C1118	C1119	A1123	A1124	A1125	A1126	A1127	C1128	A1129	A1130	A1131	A1132	A1133	A1134	A1135	A1136	A1137	A1138	A1139	A1140	A1141	A1142	A1143	A1144	A1145	A1146	A1147	A1148	A1149	A1150	A1151	A1152	A1153	A1154	A1155	A1156	A1157	A1158	A1159	A1160	A1161	A1162	A1163	A1170	A1171	A1172	A1173	A1174	A1175	A1176	A1177	A1178	A1179	A1180																																																																																																																																																																																																																																																																																																																																																																																																																																																																											
G1042	G1043	A1044	C1045	A1046	G1050	C1051	G1052	G1053	G1054	A1055	A1056	G1057	G1058	G1059	A1060	G1061	G1062	G1063	G1064	C1071	G1072	U1073	G1077	U1078	G1079	A1080	A1081	G1084	U1085	U1086	G1087	G1088	G1089	U1090	U1091	A1092	A1093	G1094	U1095	C1096	C1097	C1098	G1099	G1099	C1100	A1101	A1102	C1103	G1104	A1105	G1106	G1107	C1108	C1109	A1110	A1111																																																																																																																																																																																																																																																																																																																																																																																																																																																																														
C984	C985	A986	G987	C990	C991	G992	G993	A994	C995	A996	A997	G998	C998A	C999	A1000	G1001	G1002	G1003	A1004	A1005	A1006	C1007	G1008	G1011	A1014	A1015	A1016	G1017	U1018	U1019	U1020	G1021	G1022	G1023	G1024	U1025	G1026	C1027	G1028	C1028A	C1028B	G1029	C1030	G1031	A1032	G1032A	G1032B	G1033	G1034	A1035	G1036	C1037	C1038	A1039	U1040	A1041																																																																																																																																																																																																																																																																																																																																																																																																																																																																														
A918	A919	A920	A921	A922	A923	G926	G927	G928	G929	A932	C932	G933	A934	A935	A936	A937	G939	C940	A941	A942	A943	A944	G947	A948	A949	U950	G953	U955	U956	U957	A958	U959	U960	U961	G962	G963	G966	C967	A968	A969	C970	G971	C972	G973	A974	A975	A976	A977	A978	C979	C980	A981	A982	C983	A984	A985	A986	A987	A988	A989	A990	A991	A992	C993	A994	A995	A996	A997	A998	A999	A1000	A1001	A1002	A1003	A1004	A1005	A1006	A1007	A1008																																																																																																																																																																																																																																																																																																																																																																																																																																																							
A894	A895	A896	G897	G898	G899	G900	C901	A902	A903	A904	A905	A906	A907	A908	A909	A910	A911	A912	A913	A914	A915	A916	A917	A918	A919	A920	A921	A922	A923	A924	A925	A926	A927	A928	A929	A930	A931	A932	A933	A934	A935	A936	A937	A938	A939	A940	A941	A942	A943	A944	A945	A946	A947	A948	A949	A950	A951	A952	A953	A954	A955	A956	A957	A958	A959	A960	A961	A962	A963	A964	A965	A966	A967	A968	A969	A970	A971	A972	A973	A974	A975	A976	A977	A978	A979	A980	A981	A982	A983	A984	A985	A986	A987	A988	A989	A990	A991	A992	A993	A994	A995	A996	A997	A998	A999	A1000	A1001	A1002	A1003	A1004	A1005	A1006	A1007	A1008																																																																																																																																																																																																																																																																																																																																																																																																																				
G542	A468	G474	G475	G481	G482	G483	G484	G485	G486	G487	G488	G489	G490	G491	G492	G493	G494	G495	G496	G497	G498	G500	C501	C502	C503	C504	C505	C506	C507	C508	A509	A510	C511	U512	C513	C514	C515	C516	C517	C518	C519	A520	C521	C522	A523	C526	C527	C528	C529	U530	U531	A532	A533	U534	A535	A536	A537	A538	A539	A540	A541	A542	A543	A544	A545	A546	A547	A548	A549	A550	A551	A552	A553	A554	A555	A556	A557	A558	A559	A560	A561	A562	A563	A564	A565	A566	A567	A568	A569	A570	A571	A572	A573	A574	A575	A576	A577	A578	A579	A580	A581	A582	A583	A584	A585	A586	A587	A588	A589	A590	A591	A592	A593	A594	A595	A596	A597	A598	A599	A600	A601	A602	A603	A604	A605	A606	A607	A608	A609	A610	A611	A612	A613	A614	A615	A616	A617	A618	A619	A620	A621	A622	A623	A624	A625	A626	A627	A628	A629	A630	A631	A632	A633	A634	A635	A636	A637	A638	A639	A640	A641	A642	A643	A644	A645	A646	A647	A648	A649	A650	A651	A652	A653	A654	A655	A656	A657	A658	A659	A660	A661	A662	A663	A664	A665	A666	A667	A668	A669	A670	A671	A672	A673	A674	A675	A676	A677	A678	A679	A680	A681	A682	A683	A684	A685	A686	A687	A688	A689	A690	A691	A692	A693	A694	A695	A696	A697	A698	A699	A700	A701	A702	A703	A704	A705	A706	A707	A708	A709	A710	A711	A712	A713	A714	A715	A716	A717	A718	A719	A720	A721	A722	A723	A724	A725	A726	A727	A728	A729	A730	A731	A732	A733	A734	A735	A736	A737	A738	A739	A740	A741	A742	A743	A744	A745	A746	A747	A748	A749	A750	A751	A752	A753	A754	A755	A756	A757	A758	A759	A760	A761	A762	A763	A764	A765	A766	A767	A768	A769	A770	A771	A772	A773	A774	A775	A776	A777	A778	A779	A780	A781	A782	A783	A784	A785	A786	A787	A788	A789	A790	A791	A792	A793	A794	A795	A796	A797	A798	A799	A800	U804	C805	C811	C812	A815	A816	C817	C818	C819	U820	U821	U822	U823	U824	U825	U826	U827	U828	U829	U830	U831	U832	U833	U834	U835	U836	U837	U838	U839	U840	U841	U842	U843	U844	U845	U846	U847	U848	U849	U850	U851	U852	U853	U854	U855	U856	U857	U858	U859	U860	U861	U862	U863	U864	U865	U866	U867	U868	U869	U870	U871	U872	U873	U874	U875	U876	U877	U878	U879	U880	U881	U882	U883	U884	U885	U886	U887	U888	U889	U890	U891	U892	U893	U894	U895	U896	U897	U898	U899	U900	U901	U902	U903	U904	U905	U906	U907	U908	U909	U910	U911	U912	U913	U914	U915	U916	U917	U918	U919	U920	U921	U922	U923	U924	U925	U926	U927	U928	U929	U930	U931	U932	U933	U934	U935	U936	U937	U938	U939	U940	U941	U942	U943	U944	U945	U946	U947	U948	U949	U950	U951	U952	U953	U954	U955	U956	U957	U958	U959	U960	U961	U962	U963	U964	U965	U966	U967	U968	U969	U970	U971	U972	U973	U974	U975	U976	U977	U978	U979	U980	U981	U982	U983	U984	U985	U986	U987	U988	U989	U990	U991	U992	U993	U994	U995	U996	U997	U998	U999	A1000	A1001	A1002	A1003	A1004	A1005	A1006	A1007	A1008
C299	A300	A315	C320	A321	C322	U323	C324	A325	G326	A327	C328	A329	C330	G331	G332	G333	C337	U340	C341	A344	C345	U352	G252	G254	G257	G258	G259	G260	U261	G266	G267	C272	A273	G275	G276	C277	G278	A279	C280	G281	A195	A197	G198	G199	C201	U208	U209	U210	U296	C297	A298																																																																																																																																																																																																																																																																																																																																																																																																																																																																																			
C390	G394	C395	G396	A397	C398	G402	U323	A405	G406	G407	A408	G409	C410	A411	A412	G413	A414	A415	G416	C419	U420	U421	C422	G423	G424	A425	G426	U427	G428	U429	A430	A431	U434	C435	C436	U437	C438	A439	A440	C442	C443	C372	C373	A447	A448	C449	G450	A451	A452	A453	C458	G464	A465	C466	G467																																																																																																																																																																																																																																																																																																																																																																																																																																																																															
G617	C618	U619	C620	A621	A622	C623	C624	G625	U626	G627	G628	G629	G630	G631	A632	G637	G638	C645	U646	C647	G650	C651	U652	A653	G654	C656	C657	C658	C659	C660	A663	A664	A665	A666	U669	G670	C671	C672	C673	G674	A675	A676	U677	U678	C679	G683	A684	G685	U686	A687	A688	G689	A690	A691	A692	A693	A694	A695	A696	A697	A698	A699	A700	A701	A702	A703	A704	A705	A706	A707	A708	A709	A710	A711	A712	A713	A714	A715	A716	A717	A718	A719	A720	A721	A722	A723	A724	A725	A726	A727	A728	A729	A730	A731	A732	A733	A734	A735	A736	A737	A738	A739	A740	A741	A742	A743	A744	A745	A746	A747	A748	A749	A750	A751	A752	A753	A754	A755	A756	A757	A758	A759	A760	A761	A762	A763	A764	A765	A766	A767	A768	A769	A770	A771	A772	A773	A774	A775	A776	A777	A778	A779	A780	A781	A782	A783	A784	A785	A786	A787	A788	A789	A790	A791	A792	A793	A794	A795	A796	A797	A798	A799	A800	U804	C805	C811	C812	A815	A816	C817	C818	C819	U820	U821	U822	U823	U824	U825	U826	U827	U828	U829	U830	U831	U832	U833	U834	U835	U836	U837	U838	U839	U840	U841	U842	U843	U844	U845	U846	U847	U848	U849	U850	U851	U852	U853	U854	U855	U856	U857	U858	U859	U860	U861	U862	U863	U864	U865	U866	U867	U868	U869	U870	U871	U872	U873	U874	U875	U876	U877	U878	U879	U880	U881	U882	U883	U884	U885	U886	U887	U888	U889	U890	U891	U892	U893	U894	U895	U896	U897	U898	U899	U900	U901	U902	U903	U904	U905	U906	U907	U908	U909	U910	U911	U912	U913	U914	U915	U916	U917	U918	U919	U920	U921	U922	U923	U924	U925	U926	U927	U928	U929	U930	U931	U932	U933	U934	U935	U936	U937	U938	U939	U940	U941	U942	U943	U944	U945	U946	U947	U948	U949	U950	U951	U952	U953	U954	U955	U956	U957	U958	U959	U960	U961	U962	U963	U964	U965	U966	U967	U968	U969	U970	U971	U972	U973	U974	U975	U976	U977	U978	U979	U980	U981	U982	U983	U984	U985	U986	U987	U988	U989	U990	U991	U992	U993	U994	U995	U996	U997	U998	U999	A1000	A1001	A1002	A1003	A1004	A1005	A1006	A1007	A1008																																																																																																																																																													
C221	U222	U223	C224	C225	G226	C227	G232	C233	C234	C235	G236	C237	G238	U239	C240	A243																																																																																																																																																																																																																																																																																																																																																																																																																																																																																																																						



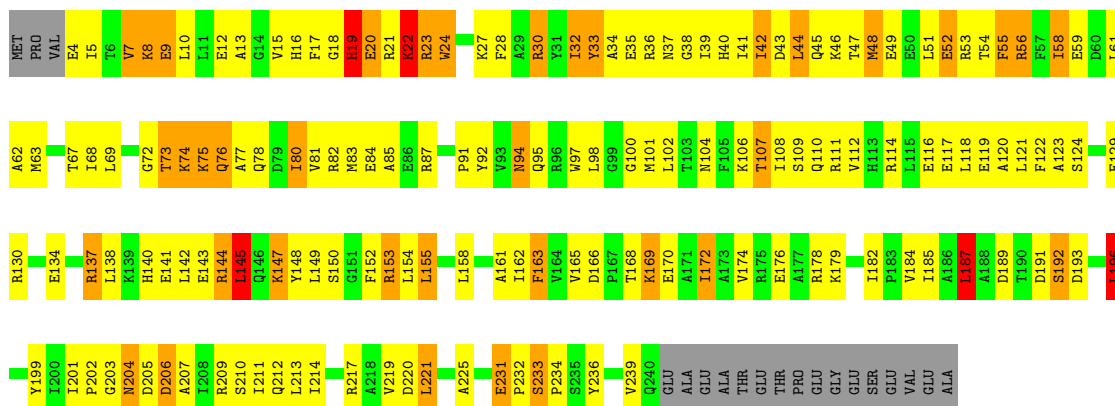
• Molecule 2: 30S ribosomal protein S2

Chain 1E: 28% 48% 13% 10%




• Molecule 2: 30S ribosomal protein S2

Chain 12: 30% 46% 14% 7%



• Molecule 3: 30S ribosomal protein S3



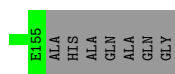
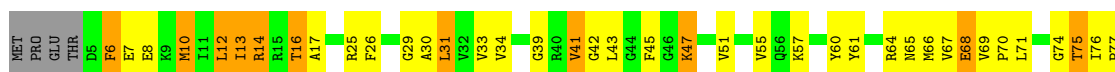
- Molecule 5: 30S ribosomal protein S5

Chain 4E: 49% 34% 9% 8%



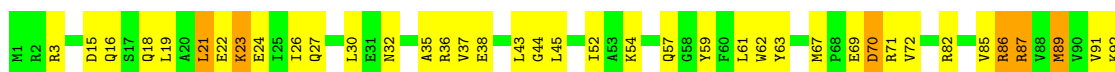
- Molecule 5: 30S ribosomal protein S5

Chain 42: 41% 38% 14% 7%



- Molecule 6: 30S ribosomal protein S6

Chain 5E: 57% 37% 6%



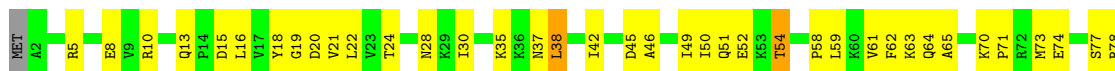
- Molecule 6: 30S ribosomal protein S6

Chain 52: 58% 33% 8%


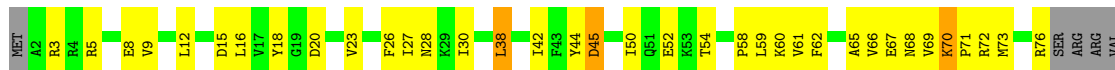
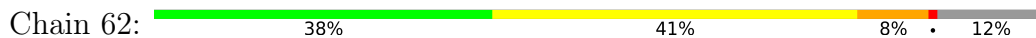


- Molecule 7: 30S ribosomal protein S7

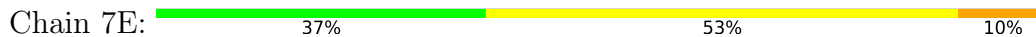
Chain 6E: 52% 41% 6%



- Molecule 7: 30S ribosomal protein S7



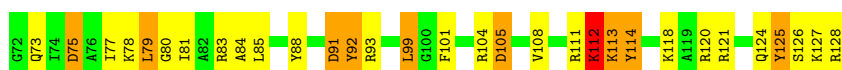
- Molecule 8: 30S ribosomal protein S8



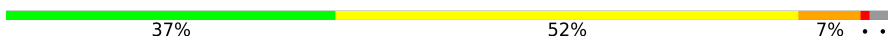
- Molecule 8: 30S ribosomal protein S8

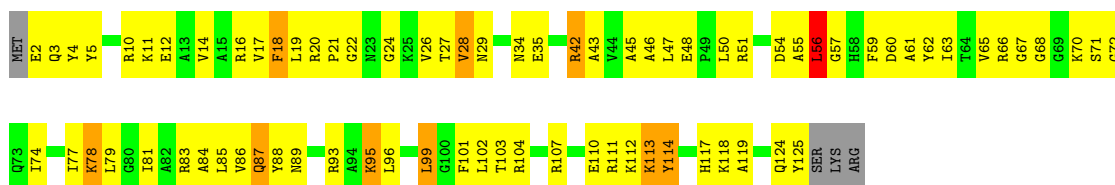


- Molecule 9: 30S ribosomal protein S9




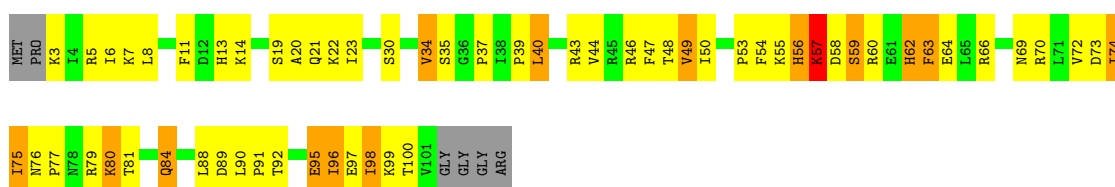
- Molecule 9: 30S ribosomal protein S9

Chain 82:  37% 52% 7% ..



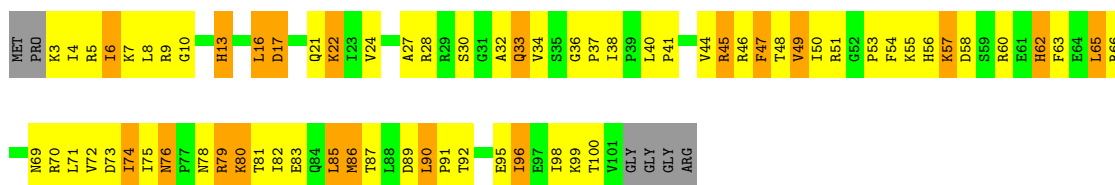
- Molecule 10: 30S ribosomal protein S10

Chain 11:  36% 44% 13% • 6%



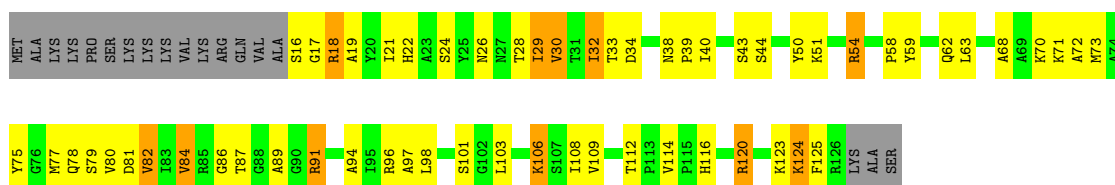
- Molecule 10: 30S ribosomal protein S10

Chain 1A:  28% 48% 19% 6%



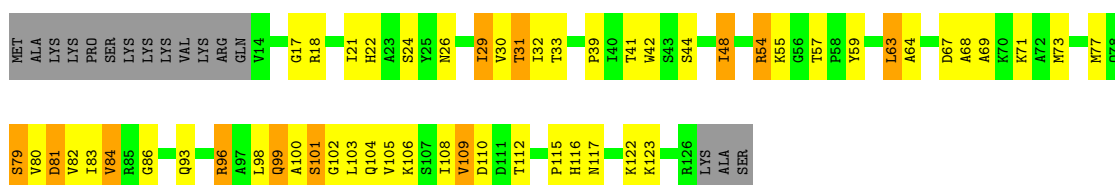
- Molecule 11: 30S ribosomal protein S11

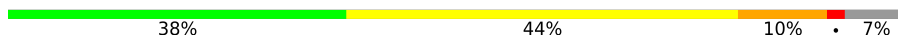
Chain 2I:  40% 37% 9% 14%



- Molecule 11: 30S ribosomal protein S11

Chain 2A:  45% 33% 9% 12%

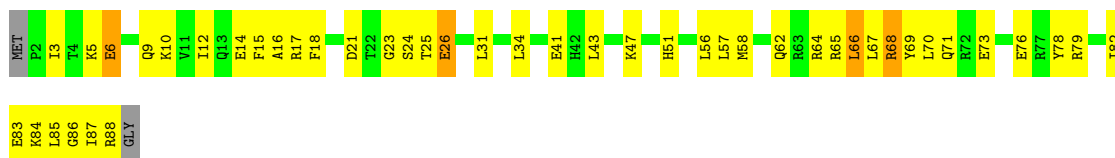


Chain 5A:  38% 44% 10% 7%



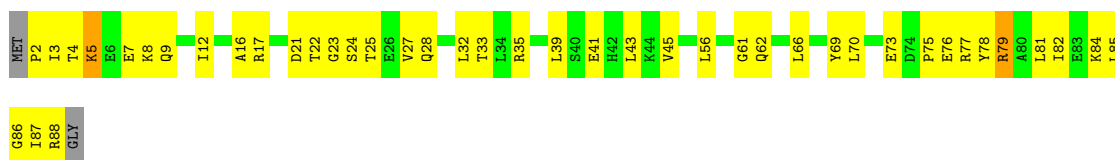
- Molecule 15: 30S ribosomal protein S15

Chain 6I:  47% 46% . .




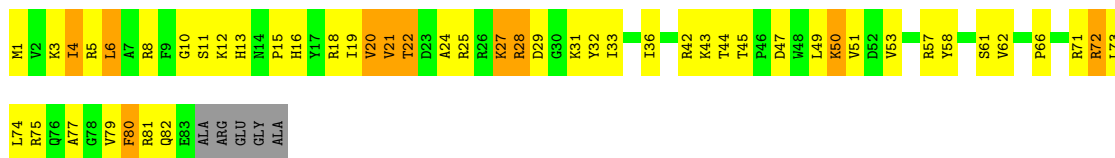
- Molecule 15: 30S ribosomal protein S15

Chain 6A:  49% 46% . .



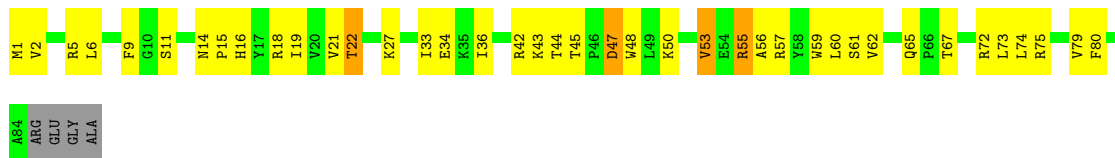
- Molecule 16: 30S ribosomal protein S16

Chain 7I:  38% 45% 11% 6%

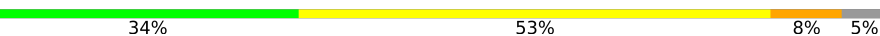



- Molecule 16: 30S ribosomal protein S16

Chain 7A:  50% 41% 5% 5%



- Molecule 17: 30S ribosomal protein S17

Chain 8I:  34% 53% 8% 5%

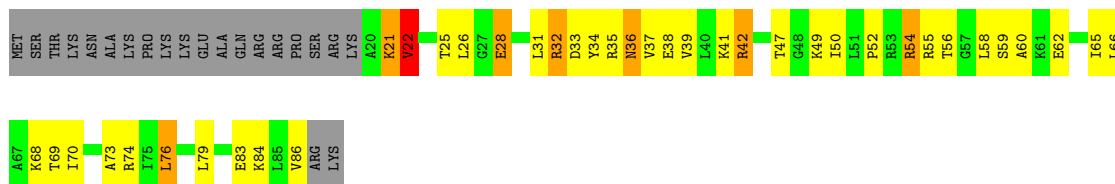




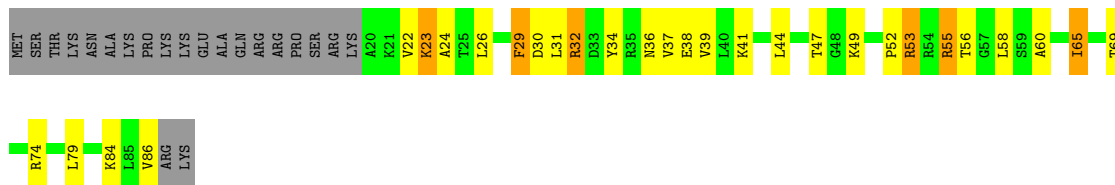
• Molecule 17: 30S ribosomal protein S17




• Molecule 18: 30S ribosomal protein S18



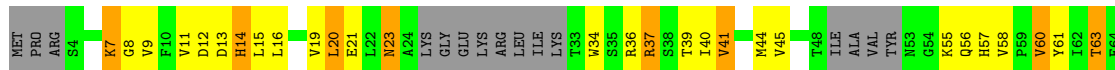
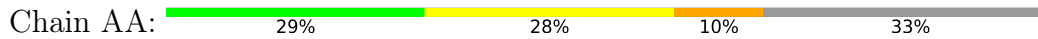
• Molecule 18: 30S ribosomal protein S18

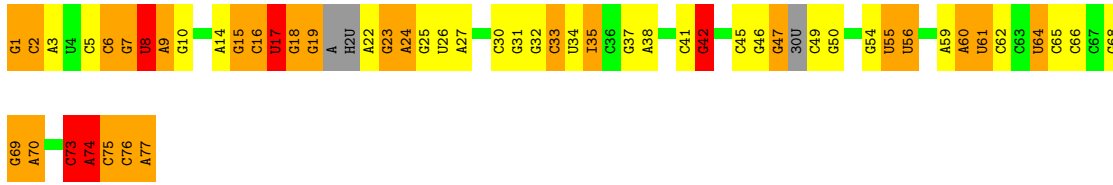


• Molecule 19: 30S ribosomal protein S19

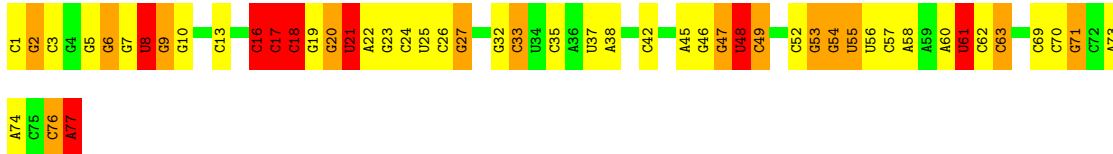
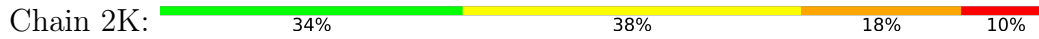


• Molecule 19: 30S ribosomal protein S19

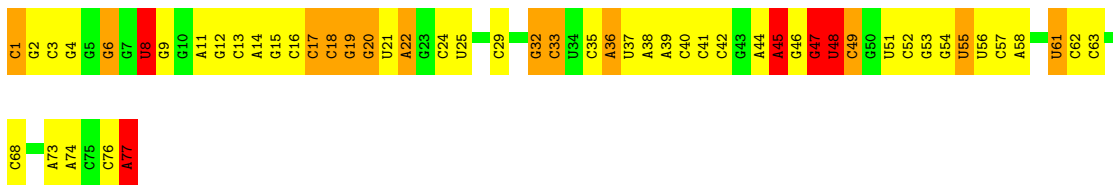
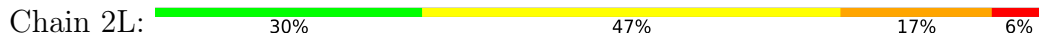





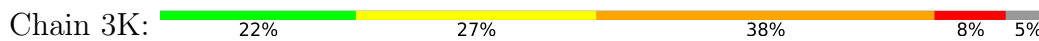
- Molecule 23: tRNA^fMet



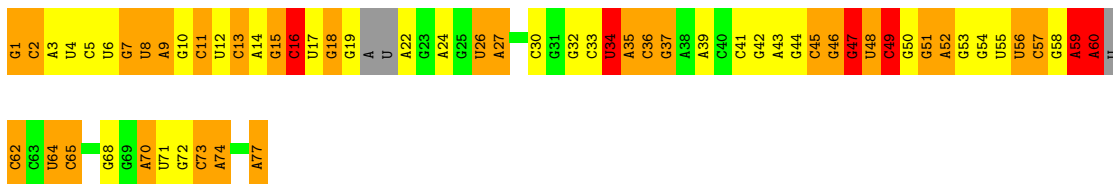
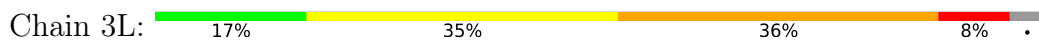
- Molecule 23: tRNA^fMet



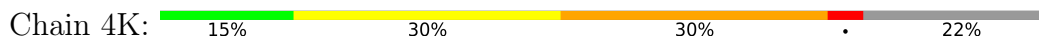
- Molecule 24: tRNA^{Arg}



- Molecule 24: tRNA^{Arg}




- Molecule 25: mRNA

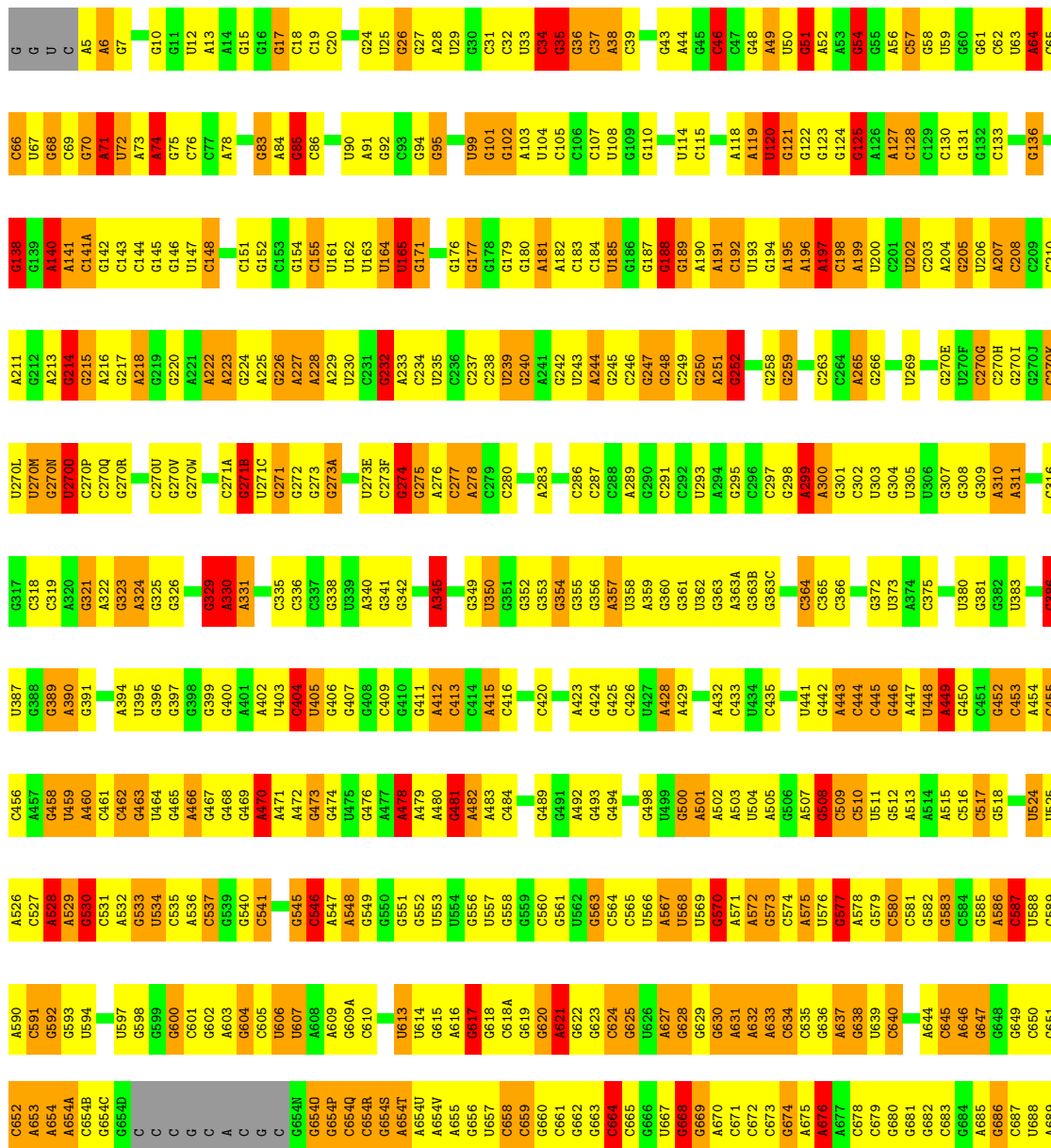
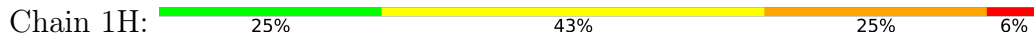




• Molecule 25: mRNA

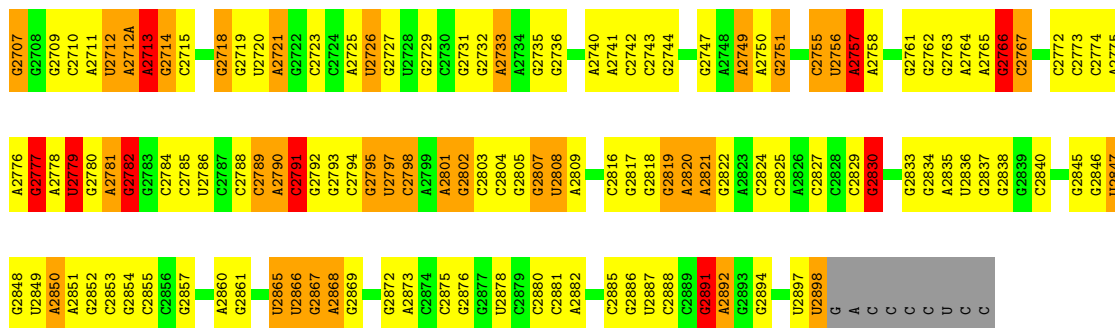


• Molecule 26: 23S ribosomal RNA



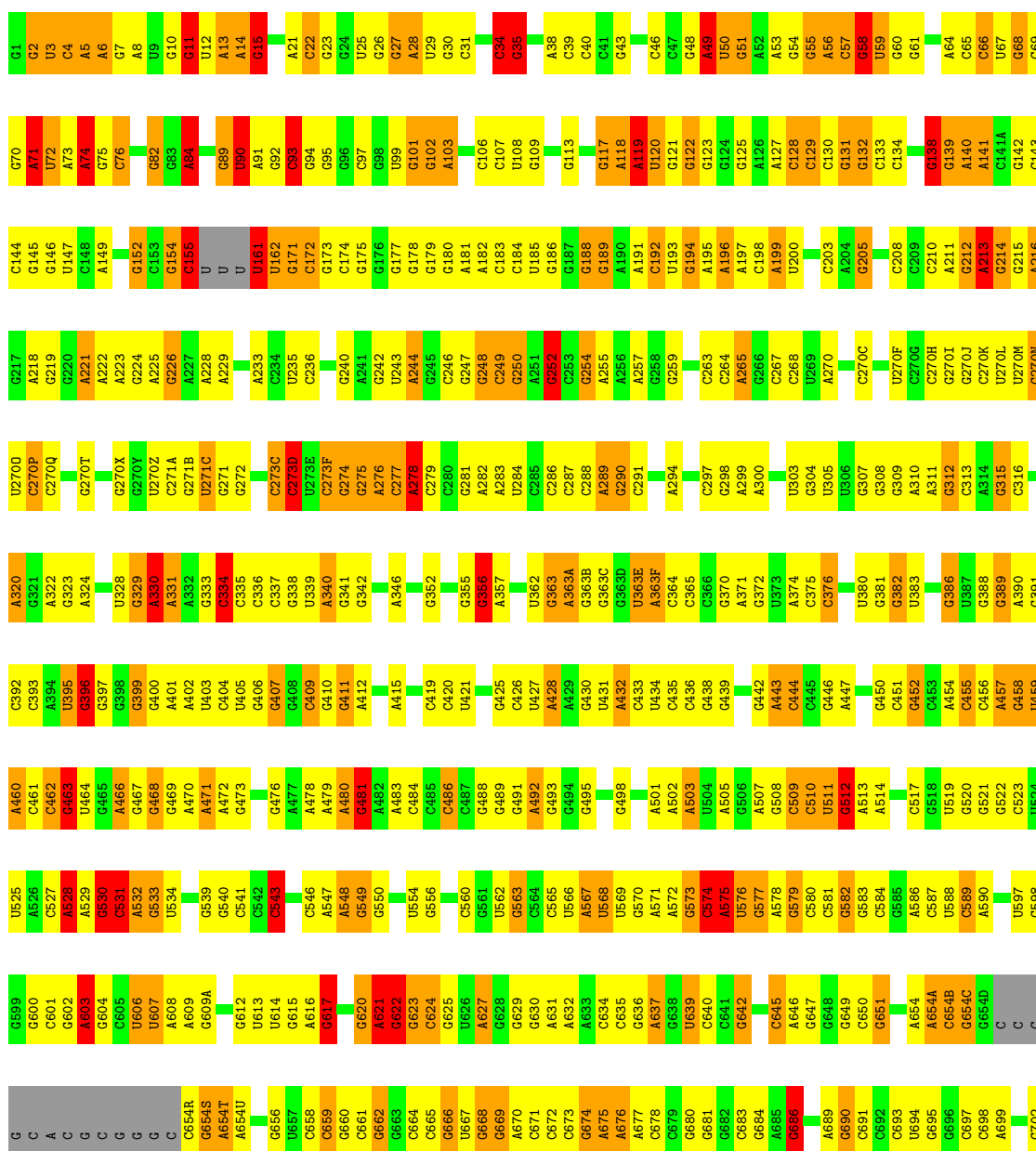
C1605	G1539	G1470	C1403	A1342	A1278	U1211	G1144	C1076	C1013	C949	C884	C817	G765	G690
G1606	G1540	A1471	C1404	G1343	G1279	G1212	C1145	A1077	U1014	G950	C885	G818	C766	C691
A1608	A1543	A1472	U1405	C1344	G1280	G1215	C1146	U1078	G1015	C951	C886	A821	C758	C692
A1609	A1544	G1473	U1406	C1345	G1281	G1216	C1147	C1079	G1016	C952	C887	U822	C759	C693
A1610	A1545	G1474	C1407	G1346	G1282	G1217	G1149	A1080	U1019	A953	C888	G823	C760	U694
C1611	C1547	G1475	C1408	G1347	G1283	G1218	C1153	U1081	U1020	C955	C889	A824	C761	G695
G1612	C1548	G1476	G1410	G1348	G1284	G1219	G1154	U1082	A1021	G956	C890	U825	C762	C696
G1613	G1477	G1478	C1411	C1349	A1286	A1220	G1155	A1083	G1022	C957	C891	U826	C763	C697
A1614	G1479	G1488	A1412	C1350	C1222	C1221	G1156	A1084	U1023	U958	C892	U827	C764	A699
C1615	C1550	G1489	G1413	C1351	C1223	C1222	G1157	A1085	U1024	U959	C893	U828	C765	G700
A1616	A1553	G1486	G1414	U1352	C1290	C1223	G1158	A1086	G1024	A960	C894	U829	C766	G701
A1617	G1487	G1488	U1415	C1353	U1291	G1224	C1159	G1087	U1025	A960	C895	G830	C767	G702
A1618	A1554	G1488	G1416	A1354	U1292	C1225	G1160	U1088	U1026	C961	C896	G831	C768	U703
G1619	G1555	G1489	C1417	G1355	C1293	G1229	G1161	G1089	A1027	G962	C897	G832	C769	U704
G1620	C1556	U1489	U1420	U1356	G1296	G1229A	G1162	U1090	A1028	U963	C898	G833	C770	G705
U1621	C1557	U1490	G1421	G1357	C1297	G1229B	U1165	G1091	A1029	U964	C899	C834	C771	A706
G1622	A1558	G1492	U1422	G1358	C1298	G1230	U1166	G1092	G1030	C965	C900	C835	C772	A707
G1623	G1559	A1493	G1423	A1359	C1298	G1231	G1168	G1093	G1031	G966	C901	G836	C773	G707
G1624	U1560	A1494	G1424	A1360	U1300	G1232	G1169	U1094	A1032	C967	C902	C837	C774	G710
C1625	G1561	A1495	U1426	G1361	U1300	G1232	G1170	A1095	U1033	G968	C903	C838	C775	G711
G1626	C1564	A1496	A1427	G1362	A1301	G1236	G1171	U1096	G1034	U969	C904	U839	C776	A712
G1627	A1565	U1497	C1428	C1363	A1302	G1237	G1172	U1097	U1035	C970	C905	U840	C777	G713
G1628	C1566	G1498	G1429	G1364	A1303	A1238	G1173	A1098	G1036	C971	C906	C841	C778	U714
A1629	A1566	C1499	C1430	C1365	C1304	G1239	A1174	U1101	U1037	G972	C907	G842	C779	G715
A1567	A1567	G1500	C1432	A1366	C1305	U1240	A1175	C1102	G1038	G973	C908	G843	C780	G716
G1630	A1568	C1501	U1433	A1367	C1306	A1241	G1176	A1103	G1039	G974	C909	C844	C781	G717
C1630A	A1569	G1502	U1434	G1368	A1307	G1242	A1177	C1104	C1040	C974A	C910	G845	C782	A718
A1631	A1570	A1507	A1434	G1369	A1308	G1244	C1178	U1105	C1041	C975	C911	G846	C783	A719
A1632	A1571	U1508	G1435	C1370	A1309	G1245	C1179	G1106	G1042	G985	C912	U847	C784	C720
G1633	A1572	C1509	G1436	G1371	G1310	A1246	C1180	G1107	C1043	G978	C913	G848	C785	C721
A1634	G1573	C1510	U1437	U1372	G1311	G1247	C1181	U1108	G1044	G979	C914	U849	C786	G722
A1637	C1577	A1510	U1438	A1373	U1312	G1248	A1182	C1109	A1045	A988	C915	C850	C787	G723
C1638	C1578	A1511	A1439	G1374	U1313	U1249	G1183	G1110	A1046	U989	C916	U851	C788	U724
G1639	A1579	G1512	G1440	C1375	U1314	G1250	C1184	A1111	G1047	G852	C917	U852	C789	G725
C1640	C1580	C1513	G1441	C1376	C1315	C1251	G1185	A1112	A1048	C985	C918	G853	C790	G726
A1641	G1581	U1514	G1442	G1377	C1316	G1252	G1186	U1113	C1049	C986	C919	U854	C791	G727
G1642	A1582	C1515	G1443	A1378	A1317	G1253	G1187	G1119	A1050	G987	C920	U855	C792	A727
G1643	C1583	U1516	G1444	A1379	C1318	A1254	G1188	G1120	G1051	A988	C921	U856	C793	G728
C1644	A1583	G1517	A1444A	G1380	G1319	A1254	A1189	G1121	C1052	G989	C922	U857	C794	G729
G1645	C1585	G1518	G1448	G1381	C1320	G1256	G1190	G1121	C1053	A990	C923	A861	C795	C730
C1646	A1586	U1520	A1449	C1382	A1321	C1257	G1191	G1122	G1056	C991	C924	G862	C796	C731
G1647	A1587	G1521	G1449A	C1383	A1322	C1258	G1192	C1123	U1057	C992	C925	A863	C797	C732
C1648	C1588	G1522	C1450	G1384	U1323	G1259	G1193	C1124	A1057	G993	C926	G864	C798	G733
G1649	A1589	U1523	G1451	G1385	G1324	G1260	G1194	G1125	U1058	C994	C927	C865	C799	A734
G1650	U1590	G1524	A1453	C1386	G1325	C1261	C1195	A1126	G1059	C995	C928	A866	C800	A735
G1651	G1591	G1525	U1454	G1387	U1326	A1262	C1196	A1127	U1060	A996	C929	A867	C801	C736
A1652	C1592	G1526	G1455	C1388	C1327	G1264	G1197	A1128	U1061	C997	C930	U868	C802	G738
G1653	G1593	G1527	G1455	G1389	G1328	G1265	U1198	A1129	G1062	C998	C931	U869	C803	G739
A1654	C1594	U1528	C1458	U1390	U1329	A1265	U1199	U1130	G1063	U999	C932	A870	C804	U740
A1655	G1595	A1529	G1459	U1391	C1330	G1266	C1200	G1135	U1066	A1000	C933	U871	C805	G741
C1656	A1596	G1530	A1460	A1392	A1331	U1267	C1201	G1136	U1067	A1001	C934	G875	C806	A746
A1657	A1597	C1531	G1461	U1393	G1332	A1268	C1202	G1137	G1068	G1002	C935	G876	C807	G747
C1658	C1598	C1532	G1461	U1394	C1333	A1269	G1203	G1138	A1069	C1005	C936	U877	C808	U748
G1659	A1599	C1533	G1464	C1395	G1334	C1270	A1204	G1139	C1070	C1006	C937	U878	C809	C749
C1660	G1600	G1534	G1465	U1397	G1337	G1271	U1205	G1140	A1070	A1009	C938	G879	C810	A750
A1661	A1601	U1535	G1466	C1398	G1338	A1272	U1206	C1141	G1071	C945	C939	G880	C811	A751
C1662	U1602	A1536	C1467	C1399	G1339	U1273	C1207	U141	C1072	G946	C940	G881	C812	A752
C1663	A1603	C1537	U1340	G1339	U1340	A1275	G1208	U142	A1073	G947	C941	G882	C813	C753
A1664	C1604	G1538	A1469	U1341	U1341	A1276	A1210	A143	C1075	G948	C942	G883	C814	C754

U1686	A1665	C1751	G1816	A1903	C2036	G2103	C2164	G2239	G2304	G2367	G2436	A2503	A2572	U2686	G2653	G2663	G2673	G2673
U1687	G1666	C1752	G1817	C1902	G2037	G2104	G2165	C2240	A2304	G2367	U2437	U2504	C2573	U2687	G2654	G2664	C2674	G2674
A1668	G1667	G1753	U1818	G1906	C2038	C2105	G2166	C2241	A2305	G2371	A2438	U2505	G2574	U2688	G2655	G2665	C2675	G2675
C1669	A1669	G1756	U1819	G1907	C2039	G2106	U2167	G2242	C2306	G2372	A2439	U2506	C2575	U2689	G2656	C2666	C2676	G2676
U1670	C1670	U1757	U1820	G1908	C2040	C2107	G2168	U2243	G2307	G2373	C2440	U2507	G2576	U2690	G2657	C2667	C2677	G2677
U1671	C1671	G1758	U1821	C1909	U2041	C2108	A2169	U2244	G2308	C2374	C2441	G2508	A2577	U2691	G2658	C2668	C2678	G2678
C1672	U1672	A1759	A1825	A1913	C2042	U2109	A2170	U2245	A2309	G2375	C2442	G2509	G2578	U2692	G2659	C2669	C2679	G2679
G1673	G1826	A1760	G1826	G1914	C2043	G2110	U2171	G2246	A2310	A2376	C2443	C2510	C2579	U2693	U2511	G2660	C2680	G1706
C1674	G1827	G1760	G1827	C1914	C2044	C2111	A2172	A2247	A2311	A2377	G2444	U2511	C2580	U2694	U2512	G2661	C2681	G1710
C1675	U1915	A1762	G1828	G1915	G2048	G2112	A2173	C2248	C2312	U2378	G2445	C2511	G2581	U2695	C2512	G2662	C2682	G1792
C1676	U1916	G1763	G1829	A1916	G2049	G2113	C2174	U2249	C2313	G2379	G2446	C2512	C2582	U2696	C2513	G2663	C2683	G1793
A1676	A1829	G1764	A1829	A1917	G2052	G2114	C2175	G2250	C2314	C2380	G2447	G2513	C2583	U2697	C2514	G2664	C2684	G1794
A1677	C1830	C1765	C1830	A1918	G2053	G2115	A2176	G2251	C2315	C2381	A2448	G2514	C2584	U2698	C2515	G2665	C2685	G1795
G1678	G1831	U1768	G1831	A1919	G2054	G2116	C2177	G2252	C2316	C2382	U2449	U2515	C2585	U2699	A2516	G2666	C2686	G1796
U1679	C1832	G1769	C1832	C1920	A2054	A2117	G2181	G2253	C2317	C2383	A2450	U2516	C2586	U2700	A2517	G2667	C2687	G1797
G1681	G1835	U1770	G1835	G1921	A2055	A2118	G2182	G2254	C2318	C2384	A2451	U2517	C2587	U2701	A2518	G2668	C2688	G1798
C1682	U1922	G1771	U1922	G1922	G2055	G2119	C2183	G2255	G2319	C2385	C2452	U2518	C2588	U2702	A2519	G2669	C2689	G1799
C1683	G1923	G1772	C1838	G1923	G2056	G2120	C2184	G2256	G2320	C2386	G2453	U2519	C2589	U2703	A2520	G2670	C2690	G1800
C1684	C1838	A1773	C1838	C1924	A2057	G2121	G2185	G2257	G2321	U2387	G2454	U2520	C2590	U2704	A2521	G2671	C2691	G1801
C1685	C1839	A1774	C1839	U1926	A2058	G2122	C2186	G2258	A2322	A2388	G2455	G2521	C2591	U2705	A2522	G2672	C2692	G1802
C1686	C1843	C1774	C1843	U1927	A2059	G2123	G2187	G2259	G2323	A2389	G2456	G2522	C2592	U2706	A2523	G2673	C2693	G1803
C1687	U1775	U1775	C1844	A1927	A2060	G2124	G2188	G2260	G2324	A2390	U2457	G2523	C2593	U2707	A2524	G2674	C2694	G1804
U1688	U1776	U1776	G1845	G1928	G2061	G2125	C2189	G2261	G2325	A2391	G2458	G2524	C2594	U2708	A2525	G2675	C2695	G1805
A1689	U1777	U1777	G1846	G1929	A2062	U1995	U2189	G2262	C2326	C2394	U2459	U2525	C2595	U2709	A2526	G2676	C2696	G1806
C1693	U1778	U1778	G1847	G1930	G2063	G2126	G2190	G2263	A2327	C2395	U2460	U2526	C2596	U2710	A2527	G2677	C2697	G1807
C1694	U1779	U1779	A1847	U1931	C2064	C2128	G2191	A2267	A2328	G2396	C2461	G2527	C2597	U2711	A2528	G2678	C2698	G1808
C1695	A1780	A1780	A1848	A1932	C2065	C2129	G2192	A2268	G2329	G2400	U2462	U2528	C2598	U2712	A2529	G2679	C2699	G1809
C1696	C1781	C1781	G1849	G1933	C2066	U2130	G2193	A2269	G2330	U2401	C2463	G2529	C2599	U2713	A2530	G2680	C2700	G1810
C1697	C1782	C1782	G1850	G1934	A2067	G2271	C2196	G2270	G2331	U2402	C2464	G2530	C2600	U2714	A2531	G2681	C2701	G1811
C1698	A1783	A1783	U1851	G1935	G2068	G2272	C2197	G2271	G2332	U2403	C2465	G2531	C2601	U2715	A2532	G2682	C2702	G1812
C1699	G1697	A1784	A1936	A1936	G2069	G2273	U2197	U2272	G2333	C2404	C2466	G2532	C2602	U2716	A2533	G2683	C2703	G1813
A1698	A1785	A1785	G1855	A1937	G2070	C2070	A2198	A2273	A2334	C2405	C2467	G2533	C2603	U2717	A2534	G2684	C2704	G1814
C1699	A1786	A1786	G1856	A1938	A2071	A2135	A2199	A2274	A2335	C2406	C2468	G2534	C2604	U2718	A2535	G2685	C2705	G1815
G1705	A1787	A1787	G1857	A1939	C2072	G2072	C2205	C2275	G2337	U2406	C2471	G2535	C2605	U2719	A2536	G2686	C2706	G1816
U1706	C1788	C1788	G1858	U1940	C2073	C2137	C2206	C2276	G2338	U2407	C2472	G2536	C2606	U2720	A2537	G2687	C2707	G1817
C1710	A1789	A1789	A1859	C1941	U2074	C2138	G2207	G2277	G2339	G2410	U2473	G2537	C2607	U2721	A2538	G2688	C2708	G1818
C1710	C1860	C1860	G1860	C1942	U2075	C2140	U2208	A2278	G2340	G2411	C2474	G2538	C2608	U2722	A2539	G2689	C2709	G1819
G1717	G1792	G1792	U1864	G1946	U2079	C2143	C2209	G2279	G2341	U2412	C2475	G2539	C2609	U2723	A2540	G2690	C2710	G1820
G1718	C1793	C1793	G1869	U1947	A2013	C2144	G2210	G2280	C2342	G2413	C2476	G2540	C2610	U2724	A2541	G2691	C2711	G1821
G1725	U1794	U1794	A1870	U1948	A2014	U2144	G2211	G2281	C2343	G2414	A2477	G2541	C2611	U2725	A2542	G2692	C2712	G1822
G1726	C1795	C1795	A1871	G1948	A2015	U2145	A2212	C2282	C2344	G2415	C2478	G2542	C2612	U2726	A2543	G2693	C2713	G1823
U1727	U1796	U1796	A1872	G1949	C2084	C2146	U2213	C2283	C2345	G2416	C2479	G2543	C2613	U2727	A2544	G2694	C2714	G1824
G1728	U1797	U1797	G1878	U1950	C2085	G2147	G2215	C2284	C2346	C2417	C2480	G2544	C2614	U2728	A2545	G2695	C2715	G1825
C1729	U1798	U1798	C1879	G1953	U2086	G2148	G2216	A2285	C2347	U2418	G2481	G2545	C2615	U2729	A2546	G2696	C2716	G1826
U1730	G1799	G1799	C1880	A1954	G2087	G2149	G2224	A2286	C2350	U2419	G2482	G2546	C2616	U2730	A2547	G2697	C2717	G1827
G1731	C1800	C1800	G1883	U1954	G2090	U2150	A2225	A2287	G2351	A2422	G2483	G2547	C2617	U2731	A2548	G2698	C2718	G1828
A1732	G1801	G1801	G1883	U1955	G2091	U2151	C2226	A2288	A2352	U2423	A2484	G2548	C2618	U2732	A2549	G2699	C2719	G1829
G1733	A1802	A1802	C1887	U1956	U2092	G2152	C2227	G2289	G2353	U2424	A2485	G2549	C2619	U2733	A2550	G2700	C2720	G1830
C1734	C1957	C1957	C1888	C1957	G2093	G2153	G2228	U2291	G2354	A2425	A2486	G2550	C2620	U2734	A2551	G2701	C2721	G1831
C1734	U1805	U1805	G1888	G1960	G2094	G2154	G2229	C2292	C2355	U2426	U2491	G2551	C2621	U2735	A2552	G2702	C2722	G1832
G1735	C1806	C1806	A1889	A1961	G2095	G2155	G2230	C2293	C2356	A2427	U2492	G2552	C2622	U2736	A2553	G2703	C2723	G1833
C1741	G1807	G1807	A1890	C1961	U2028	G2156	U2231	C2294	U2357	G2428	U2493	G2553	C2623	U2737	A2554	G2704	C2724	G1834
C1742	U1808	U1808	A1891	C1962	G2029	G2157	U2232	C2295	U2358	U2429	U2494	G2554	C2624	U2738	A2555	G2705	C2725	G1835
G1743	C1892	C1892	C1892	U1963	C2097	A2030	U2233	C2296	C2359	U2430	U2495	G2555	C2625	U2739	A2556	G2706	C2726	G1836
G1746	U1964	U1964	G1896	G1964	G2031	A2031	U2234	C2297	A2361	U2431	U2496	G2556	C2626	U2740	A2557	G2707	C2727	G1837
G1747	A1812	A1812	G1896	C1967	G2032	G2160	G2235	A2298	A2362	U2432	U2497	G2557	C2627	U2741	A2558	G2708	C2728	G1838
G1748	G1813	G1813	G1899	C1968	U2033	G2161	G2236	G2299	G2360	U2433	U2498	G2558	C2628	U2742	A2559	G2709	C2729	G1839
G1750	A1900	A1900	A1900	A1969	U2102	C2163	G2238	C2301	A2366	U2434	U2499	G2559	C2629	U2743	A2560	G2710	C2730	G1840




● Molecule 26: 23S ribosomal RNA

Chain 14: 28% 44% 22% 5%



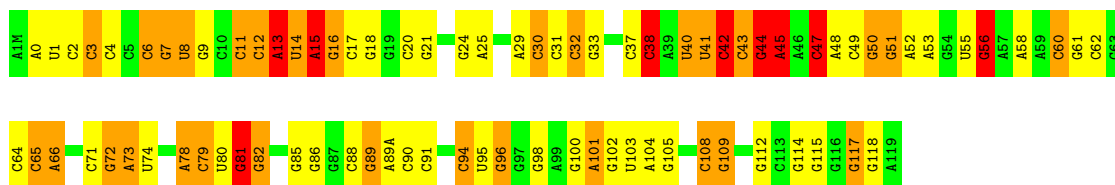
U1579	A1579	U1433	G1569	A1301	G1238	G1163	A1095	G1030	G966	C898	C837	U703
A1580	A1580	G1440	C1370	A1302	G1239	G1164	A1096	U1033	C967	C838	C838	G704
C1582	C1582	G1441	U1371	G1303	U1240	U1165	U1097	U1033	G775	U839	U839	A706
A1583	A1583	G1442	A1373	G1306	A1241	U1166	U1098	G1034	A777	U968	U968	A707
C1585	C1585	G1374	A1307	A1307	A1242	U1167	G1099	U1035	C970	A841	A841	G708
A1586	A1586	G1375	A1308	A1308	G1243	G1168	A1103	U1036	C971	G842	G842	C709
A1587	A1587	C1376	G1309	G1309	A1246	G1169	A1103	G1037	G972	G843	G843	U709
C1588	C1588	G1377	U1310	U1310	A1247	G1170	C1104	U1038	A761	G844	G844	U709
U1589	U1589	A1378	G1311	G1311	A1248	G1171	U1105	G1039	A762	G845	G845	G712
A1590	A1590	G1447	A1378	A1378	U1249	G1173	U1106	G974	A763	G846	G846	G713
A1591	A1591	G1448	A1379	A1379	U1249	A1174	G1107	C974A	A764	U847	U847	A713
A1592	A1592	G1449	G1380	G1380	U1250	U1175	U1108	G975	A765	U848	U848	G717
G1593	G1593	G1449A	U1313	U1313	G1250	G1176	U1109	G1042	A766	G849	G849	G717
G1594	G1594	C1450	C1314	C1314	G1251	G1177	C1109	G1043	A767	U878	U878	G717
A1595	A1595	C1451	C1315	C1315	G1252	A1177	G1110	G1044	A768	C850	C850	A722
A1596	A1596	A1453	A1316	A1316	A1253	C1179	A1111	A1045	A769	U851	U851	A723
A1597	A1597	U1454	U1317	U1317	A1254	C1179	A1112	A1046	C790	G852	G852	G724
C1598	C1598	G1455	G1385	G1385	U1255	C1180	U1113	G1047	C791	G853	G853	G725
C1599	C1599	A1456	C1387	C1387	G1256	C1181	A1048	A984	A792	G854	G854	G725
A1600	A1600	A1457	C1388	C1388	U1257	A1182	G1115	C1049	A793	G855	G855	G729
A1601	A1601	G1458	U1389	U1389	G1258	G1183	C1050	A1050	A796	C856	C856	G730
G1602	G1602	U1459	G1390	G1390	U1259	G1186	G1122	C1052	C796	C857	C857	G730
A1603	A1603	G1460	G1324	G1324	G1260	G1187	C991	C1053	C797	U858	U858	G732
A1604	A1604	G1461	G1325	G1325	C1261	U1188	A1054	G1054	A800	U860	U860	A734
C1605	C1605	C1462	C1327	C1327	A1262	C1189	C992	C1055	A801	U861	U861	A735
G1606	G1606	G1465	G1328	G1328	G1264	G1190	G1125	G1056	A802	G862	G862	C736
A1608	A1608	G1466	U1329	U1329	A1265	G1191	A1126	A1057	A803	A863	A863	C737
A1609	A1609	C1467	C1330	C1330	U1266	A1128	A1128	A1058	U804	U864	U864	C738
A1610	A1610	G1470	U1331	U1331	U1267	U1198	A1129	G1059	A805	G865	G865	G739
C1611	C1611	A1471	C1332	C1332	A1268	U1199	U1130	U1060	A806	U866	U866	U740
G1612	G1612	A1472	U1335	U1335	U1270	C1201	G1132	G1061	A807	U867	U867	G741
A1613	A1613	G1473	A1336	A1336	G1271	C1202	U1133	U1062	G808	U868	U868	G744
G1615	G1615	A1474	G1337	G1337	A1272	A1204	A1000	G1063	G809	G869	G869	G744
A1616	A1616	G1475	U1405	U1405	U1273	G1136	U1001	U1066	U810	U871	U871	G745
C1617	C1617	G1475	U1406	U1406	A1274	A1067	G1002	A1067	U811	U872	U872	A746
A1618	A1618	G1478	C1407	C1407	U1275	G1138	G1003	G1004	U812	A872	A872	U747
A1619	A1619	G1479	C1408	C1408	A1276	C1207	U1012	U1012	U813	G873	G873	G748
A1620	A1620	G1479	C1408	C1408	U1277	G1208	U1005	C1005	U814	C874	C874	C749
G1621	G1621	G1480	A1412	A1412	A1278	G1209	U1006	C1006	U815	G875	G875	A750
G1622	G1622	U1482	G1413	G1413	U1279	U1210	U1070	C1070	U816	C876	C876	A751
G1623	G1623	G1483	G1414	G1414	U1280	U1211	U1071	C1071	U817	U877	U877	A752
G1624	G1624	G1484	U1415	U1415	G1281	G1212	G944	C1072	U818	U878	U878	C753
A1625	A1625	G1485	G1416	G1416	U1282	G1215	A945	G1073	A819	G879	G879	C754
A1626	A1626	A1486	C1417	C1417	U1284	G1216	U1014	G1074	A820	G880	G880	C755
G1627	G1627	A1487	G1418	G1418	A1284	G1217	G948	C1075	A821	G881	G881	C756
G1628	G1628	G1488	A1419	A1419	U1285	A1220	A1148	U1076	U822	G882	G882	G759
U1629	U1629	U1489	U1421	U1421	A1286	A1221	G1149	G1077	A824	C883	C883	G760
A1632	A1632	A1490	G1422	G1422	U1287	A1222	C1018	A1080	C825	C884	C884	A761
A1633	A1633	G1491	G1357	G1357	U1288	G1224	U1019	U1088	U826	C885	C885	A761
A1634	A1634	C1492	A1358	A1358	C1291	G1225	A1084	A887	U827	A887	A887	A764
A1635	A1635	U1493	A1360	A1360	U1292	G1226	A1085	A888	U828	C888	C888	G765
G1636	G1636	A1494	G1425	G1425	U1293	G1227	U1086	C1022	A829	C889	C889	G766
A1637	A1637	A1495	A1427	A1427	C1293	G1228	G1087	U1023	A830	G890	G890	U767
A1638	A1638	U1497	C1363	C1363	G1296	G1229	A1156	G1088	G831	G891	G891	G768
U1639	U1639	C1498	A1365	A1365	G1297	G1230	U1159	G1089	G832	C892	C892	G769
C1577	C1577	A1499	A1366	A1366	C1298	G1231	G1160	U1090	U833	C893	C893	G770
U1578	U1578	G1500	A1367	A1367	C1299	G1232	U1161	A1027	C834	C894	C894	G771
			C1432	C1432	U1300	G1236	G1162	U1028	A835	C895	C895	G772
								A1029	C965	C897	C897	U773

U2698	U2699	C2700	C2701	C2702	C2703	C2704	A2705	C2706	C2707	C2708	C2709	C2710	A2711	U2712	A2712A	A2713	C2714	C2715	C2716	C2717	C2718	C2719	U2720	A2721	C2722	A2723	C2724	A2725	U2726	C2727	C2728	C2729	C2730	C2731	C2732	A2733	A2734	C2735	C2736	U2737	A2738	A2739	A2740	A2741	C2742	C2743	C2744	C2745	C2746	C2747	C2748	A2749	A2750	C2751	C2752	C2753	C2754	C2755	C2756	A2757	A2758	C2759	C2760	C2761	C2762	C2763																																						
G2556	G2557	C2558	U2559	U2560	U2561	U2562	A2563	A2564	U2565	C2566	U2567	C2568	U2569	U2570	U2571	U2572	C2573	C2574	U2575	U2576	C2577	C2578	U2579	U2580	U2581	U2582	C2583	C2584	U2585	C2586	A2587	U2588	C2589	U2590	C2591	U2592	U2593	C2594	U2595	U2596	C2597	U2598	C2599	U2600	C2601	U2602	U2603	U2604	U2605	C2606	U2607	U2608	U2609	U2610	U2611	C2612	U2613	U2614	U2615	U2616	U2617	U2618	C2619	U2620	U2621																																							
A2422	U2423	C2424	C2425	U2426	C2427	C2428	C2429	A2430	U2431	U2432	U2433	U2434	U2435	U2436	U2437	U2438	U2439	U2440	C2441	C2442	U2443	U2444	C2445	A2446	C2447	A2448	A2451	C2452	U2453	C2454	C2455	U2456	U2457	A2458	C2459	C2460	U2461	U2462	C2463	C2464	C2465	U2466	C2467	U2468	A2469	C2470	C2471	U2472	U2473	C2474	U2475	U2476	C2477	U2478	U2479	U2480	U2481	U2482	U2483	U2484	C2485	U2486	U2487	U2488																																								
G2353	G2354	C2355	C2356	U2357	G2358	C2359	A2360	A2361	U2362	C2363	C2364	G2365	A2366	U2367	U2368	U2369	C2370	U2371	U2372	U2373	U2374	U2375	A2376	U2377	U2378	U2379	G2383	U2384	C2385	C2386	U2387	U2388	U2389	A2392	A2393	C2394	C2395	C2396	U2399	U2400	U2401	C2402	C2403	C2404	U2405	U2406	U2407	U2411	A2412	U2413	U2414	U2415	U2416	C2417	U2418	U2419																																																
C2292	C2293	C2294	C2295	U2296	C2297	A2298	C2299	U2300	C2301	C2302	G2303	C2304	A2305	C2306	C2307	U2308	U2309	U2310	A2311	U2312	C2313	C2314	U2315	G2316	C2317	U2318	U2319	C2320	C2321	U2322	C2323	C2324	C2325	C2326	A2327	C2328	C2329	U2330	U2331	U2332	C2333	C2334	C2335	C2336	C2337	C2338	C2339	U2340	C2341	C2342	U2343	U2344	U2345	A2346	C2347	C2350	A2352	C2355	A2356																																													
G2228	C2229	G2230	C2231	U2232	C2233	U2234	C2235	G2236	C2237	U2238	C2239	C2240	A2241	U2242	C2243	U2244	U2245	U2246	U2247	U2250	C2251	U2252	C2253	C2254	U2255	C2256	C2257	C2258	U2259	U2260	U2261	C2262	C2263	C2264	A2267	U2268	U2269	C2270	A2273	A2274	C2275	C2276	C2277	U2278	U2279	C2280	C2281	C2282	U2283	C2284	U2285	A2286	U2287	U2288	C2289	U2291																																																
U2150	G2151	C2152	G2153	U2154	C2155	C2156	C2157	A2158	U2159	C2160	C2161	C2162	C2163	C2164	G2165	C2166	U2167	C2168	A2169	A2170	U2171	U2172	C2173	C2174	C2175	C2176	C2177	C2178	C2179	U2180	U2181	C2182	C2183	C2184	C2185	U2186	C2187	C2188	C2189	U2190	C2191	U2192	A2193	C2194	C2195	C2196	C2197	C2198	U2199	C2200	C2201	C2202	C2203	C2204	C2205	C2206	C2207	C2208	C2209	C2210	C2211	C2212	C2213	C2214	C2215	C2216	C2217	C2218	C2219	C2220	C2221	C2222	C2223	C2224	C2225	C2226	C2227																											
C2087	C2088	U2089	C2090	U2091	C2092	C2093	C2094	C2095	U2096	C2097	U2098	A2099	C2100	C2101	U2102	C2103	U2104	C2105	C2106	C2107	C2108	U2109	C2110	C2111	C2112	C2113	A2114	C2115	C2116	U2117	C2118	U2119	C2120	C2121	U2122	C2123	C2124	C2125	A2126	C2127	C2128	C2129	U2130	C2131	U2132	C2133	A2134	C2135	C2136	C2137	C2138	C2142	C2143	C2144	U2145	C2146	C2147	C2148	C2149																																													
G1950	U1951	A1952	U1953	U1954	U1955	U1956	C1957	A1958	C1959	C1960	A1961	C1962	U1963	C1964	C1965	U1966	C1967	U1968	A1969	C1970	C1971	A1972	C1973	C1974	C1975	U1976	C1977	A1978	U1979	C1980	A1981	C1982	C1983	C1984	C1985	C1986	C1987	C1988	C1989	C1990	C1991	C1992	C1993	C1994	C1995	C1996	C1997	C1998	C1999	A2000	C2001	C2002	A2003	C2004	C2005	C2006	C2007	C2008	C2009	C2010	C2011	C2012	A2013	C2014	C2015	C2016	C2017	C2018	C2019	C2020																																		
C2021	U2022	G2023	C2024	C2025	C2026	U2027	U2028	C2029	U2030	A2031	C2032	C2033	U2034	C2035	C2036	C2037	U2038	C2039	C2040	U2041	C2042	C2043	C2044	C2045	C2046	C2047	C2048	C2049	C2050	C2051	C2052	C2053	C2054	C2055	C2056	C2057	C2058	C2059	C2060	C2061	A2062	C2063	C2064	C2065	C2066	C2067	C2068	C2069	C2070	C2071	C2072	C2073	U2074	C2075	U2076	C2077	C2078	C2079	C2080	C2081	C2082	C2083	C2084	C2085	C2086	C2087	C2088	C2089	C2090																																			
U1796	C1797	U1798	U1799	A1800	C1801	A1802	A1803	C1804	U1805	C1806	U1807	C1808	A1809	A1810	C1811	A1812	C1813	C1814	A1815	C1816	C1817	C1818	C1819	U1820	A1821	C1822	A1823	U1824	C1825	C1826	C1827	C1828	A1829	C1830	C1831	C1832	U1833	U1834	C1835	C1836	C1837	C1838	C1839	C1840	C1841	C1842	U1843	C1844	C1845	C1846	C1847	C1848	C1849	C1850	U1851	C1852	A1853	A1854	C1855	C1856	C1857	U1858	A1859	C1860	C1861	C1862	C1863	C1864	C1865	C1866	C1867	C1868	C1869	C1870	C1871	C1872	C1873	C1874	C1875	C1876	C1877	C1878																						
G1883	A1884	U1885	C1886	C1887	C1888	A1889	C1890	U1891	C1892	C1893	C1894	C1895	U1896	C1897	U1898	C1899	A1900	U1901	C1902	C1903	C1904	C1905	C1906	C1907	C1908	C1909	A1913	C1914	C1915	C1916	U1917	A1918	C1919	C1920	C1921	C1922	C1923	C1924	C1925	C1926	C1927	C1928	C1929	U1930	A1931	C1932	C1933	C1934	C1935	C1936	C1937	C1938	C1939	C1940	C1941	C1942	U1943	C1944	C1945	C1946	C1947	C1948	C1949	C1950	C1951	C1952	C1953	C1954	C1955	C1956	C1957	C1958	C1959	C1960	C1961	C1962	C1963	C1964	C1965	C1966	C1967	C1968	C1969	C1970	C1971	C1972	C1973	C1974	C1975	C1976	C1977	C1978	C1979	C1980	C1981	C1982	C1983	C1984	C1985	C1986	C1987	C1988	C1989	C1990
U1716	G1717	C1718	C1719	C1720	C1721	U1722	C1723	C1724	C1725	C1726	C1727	C1728	A1729	C1730	C1731	C1732	C1733	C1734	C1735	C1736	C1737	C1738	C1739	C1740	C1741	C1742	C1743	C1744	C1745	C1746	C1747	C1748	C1749	C1750	C1751	C1752	C1753	C1754	C1755	C1756	C1757	C1758	C1759	C1760	C1761	C1762	C1763	C1764	C1765	C1766	C1767	C1768	C1769	C1770	C1771	C1772	A1773	C1774	U1775	C1776	U1777	U1778	C1779	A1780	C1781	C1782	C1783	A1784	C1785	C1786	C1787	C1788	C1789	C1790	A1791	C1792	C1793	C1794	C1795	C1796	C1797	C1798	C1799																					



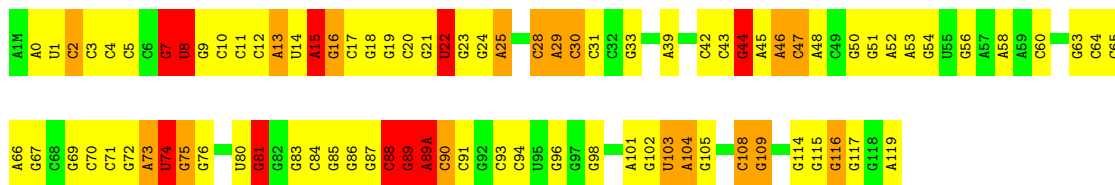
• Molecule 27: 5S ribosomal RNA

Chain 16: 32% 36% 25% 7%



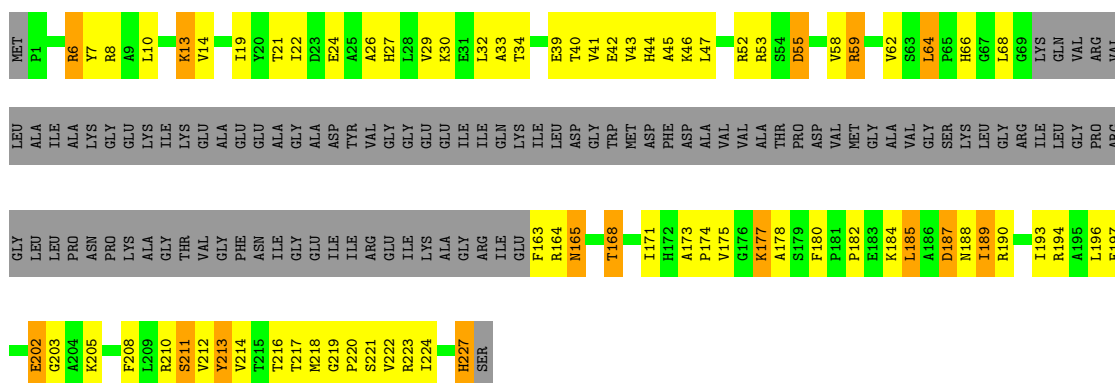
• Molecule 27: 5S ribosomal RNA

Chain 1J: 29% 49% 14% 8%



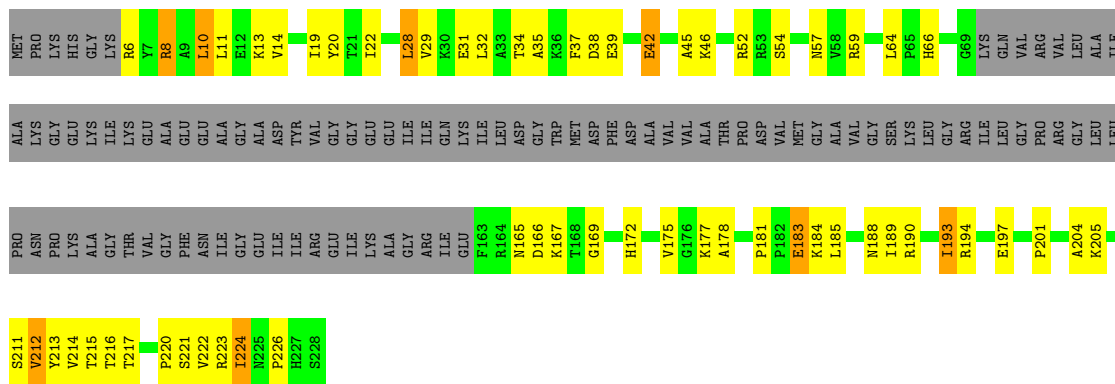
• Molecule 28: 50S ribosomal protein L1

Chain 71: 25% 27% 7% 41%



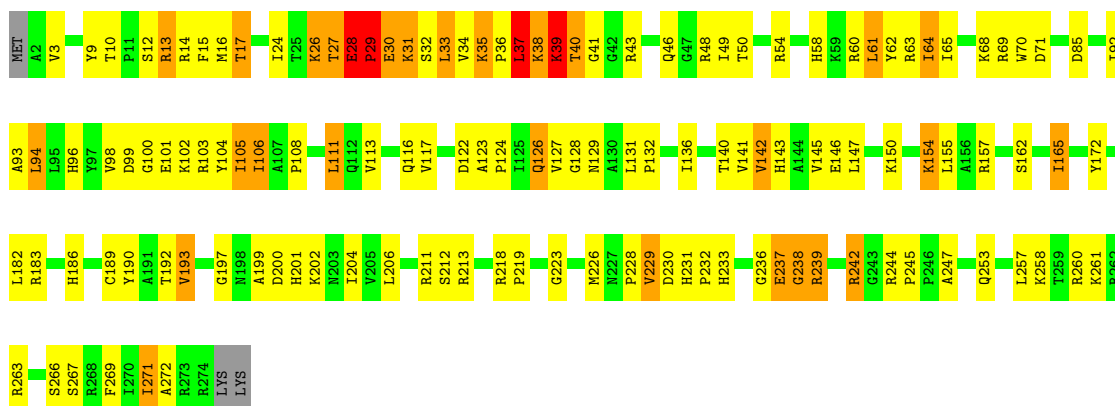
• Molecule 28: 50S ribosomal protein L1

Chain 79: 30% 23% 43%



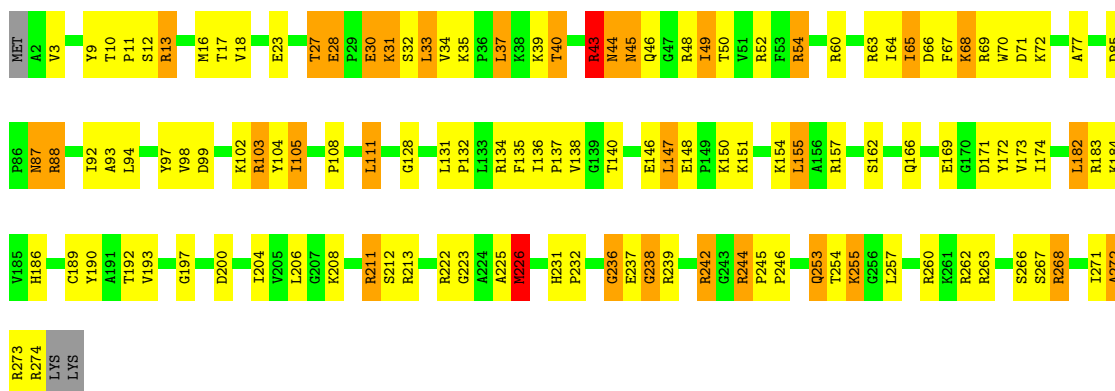
- Molecule 29: 50S ribosomal protein L2

Chain 11: 51% 37% 10% ..



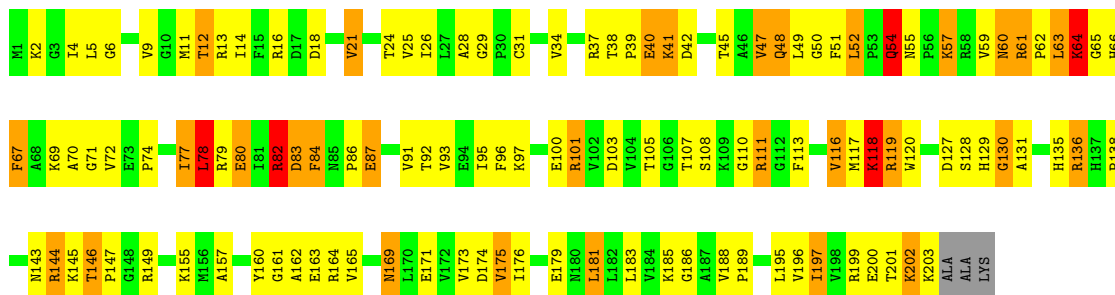
- Molecule 29: 50S ribosomal protein L2

Chain 19: 54% 33% 11% ..



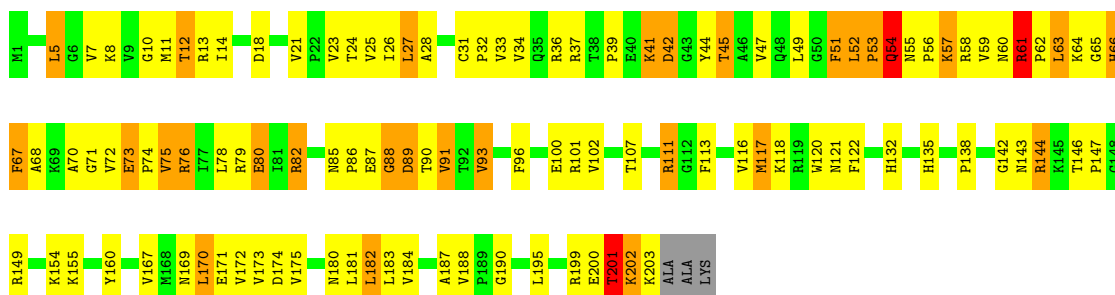
- Molecule 30: 50S ribosomal protein L3

Chain 21: 40% 42% 15% ..



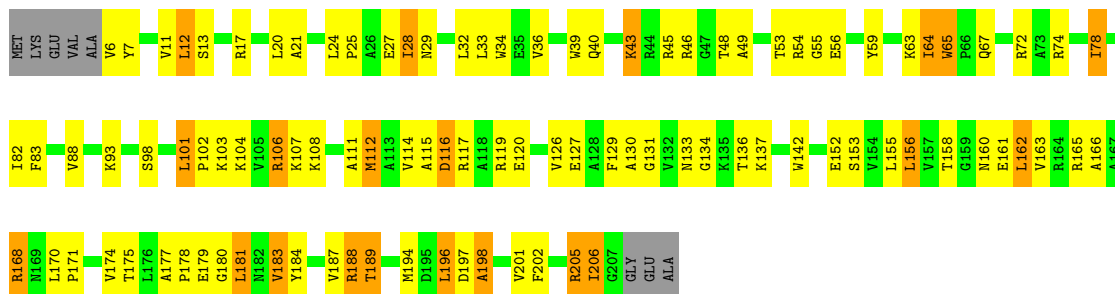
- Molecule 30: 50S ribosomal protein L3

Chain 29: 44% 40% 14% ..




- Molecule 31: 50S ribosomal protein L4

Chain 31: 49% 38% 10% .



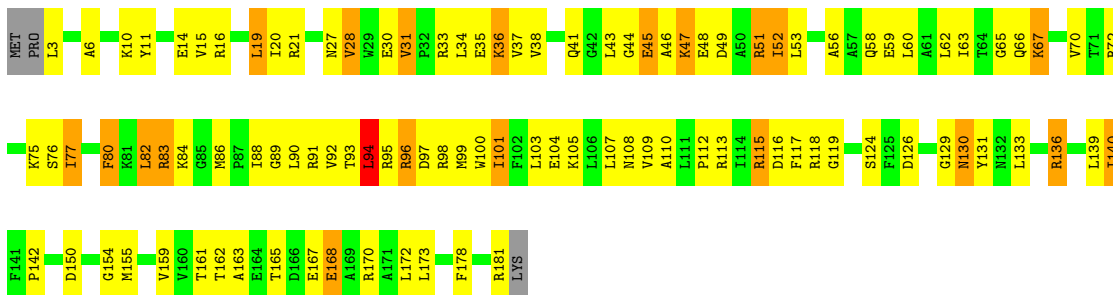
- Molecule 31: 50S ribosomal protein L4

Chain 39: 30% 50% 16% ..

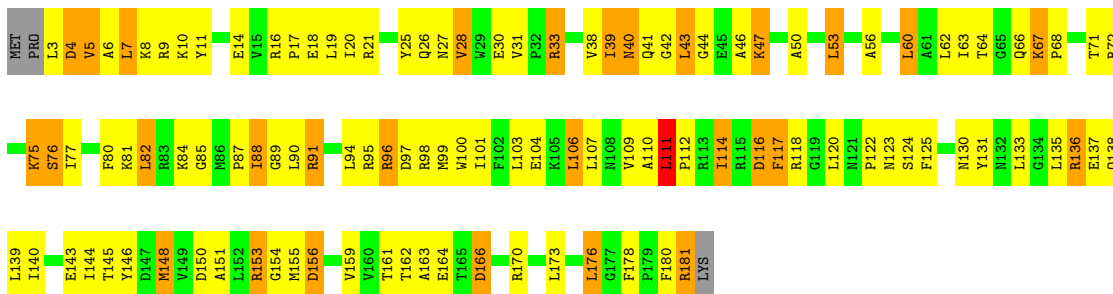
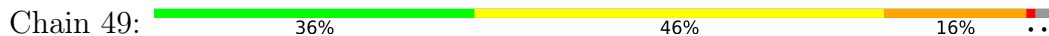




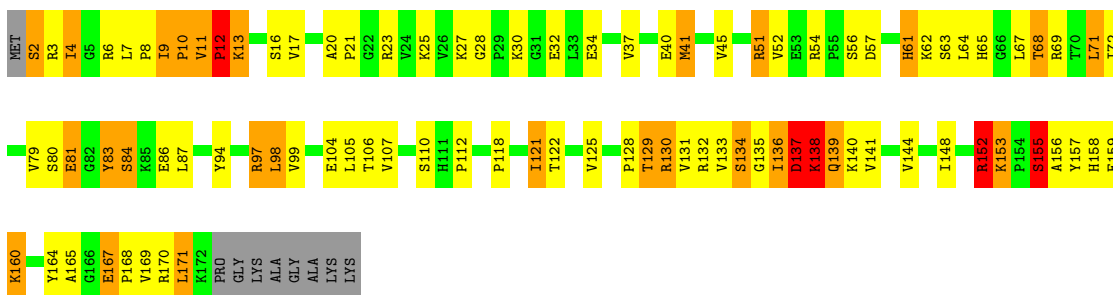
• Molecule 32: 50S ribosomal protein L5



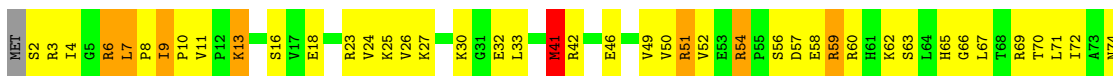
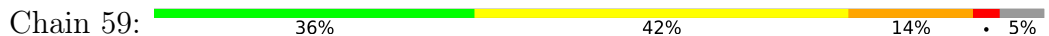
• Molecule 32: 50S ribosomal protein L5



• Molecule 33: 50S ribosomal protein L6

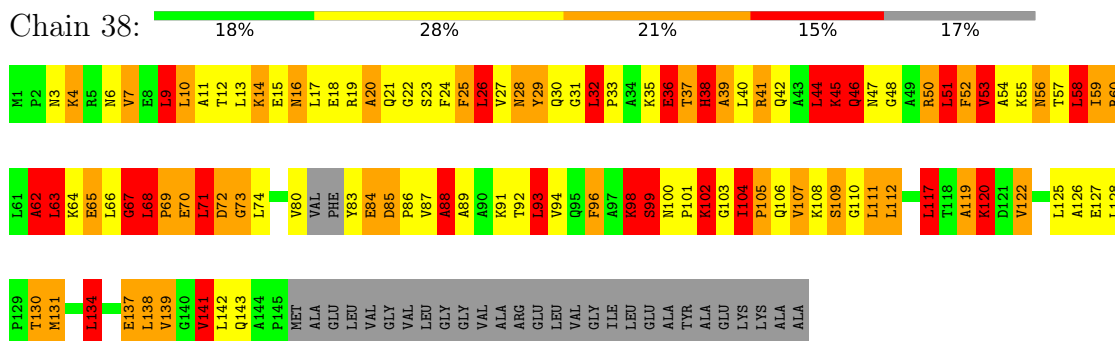


• Molecule 33: 50S ribosomal protein L6

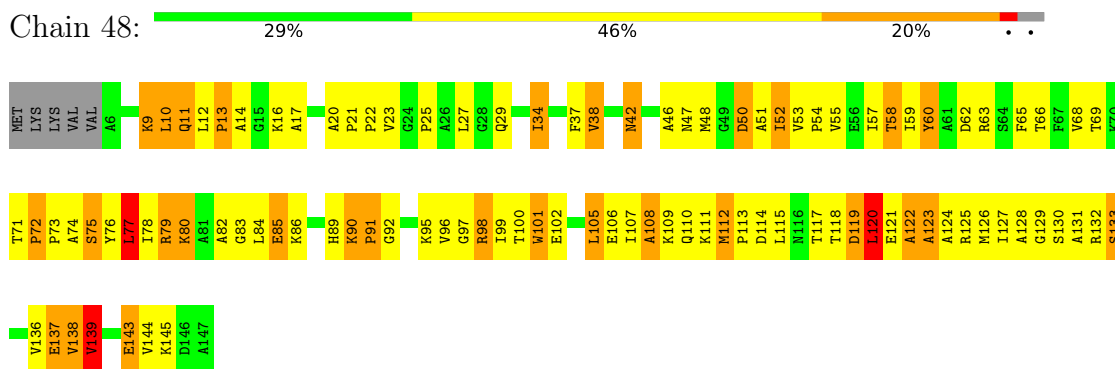


ALA
GLN
GLU

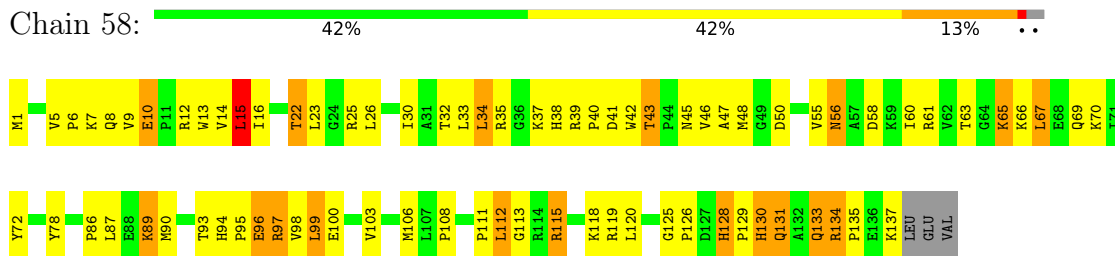
• Molecule 36: 50S ribosomal protein L10



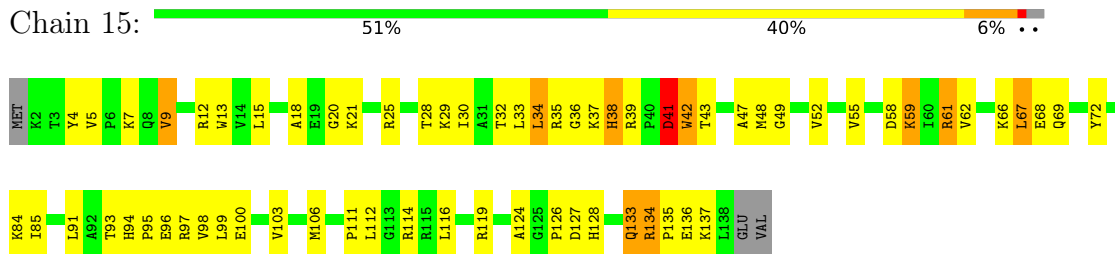
• Molecule 37: 50S ribosomal protein L11



• Molecule 38: 50S ribosomal protein L13

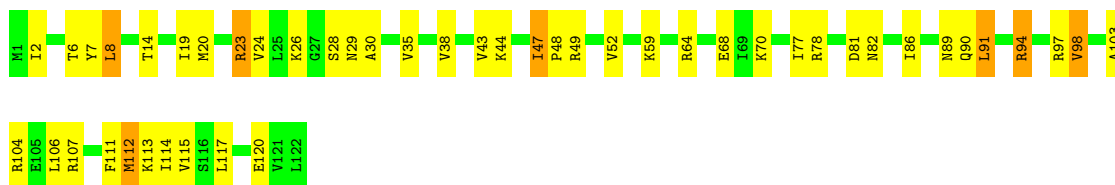


• Molecule 38: 50S ribosomal protein L13



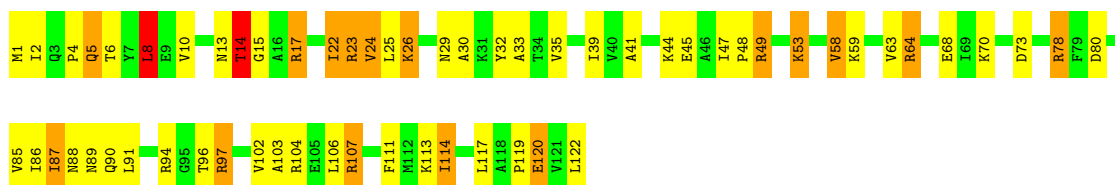
• Molecule 39: 50S ribosomal protein L14

Chain 68:  61% 33% 6%



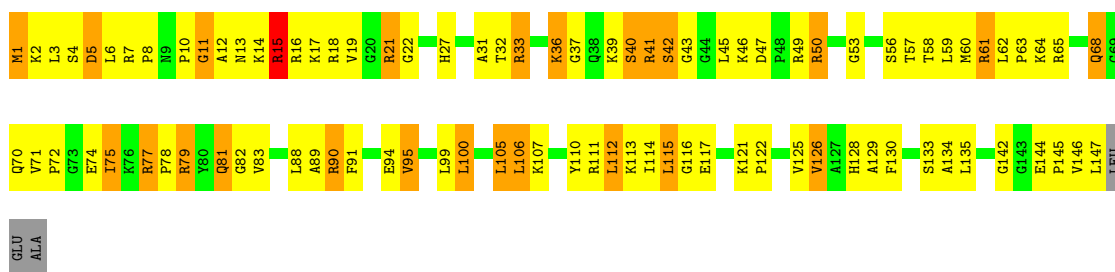
• Molecule 39: 50S ribosomal protein L14

Chain 25:  51% 34% 13%



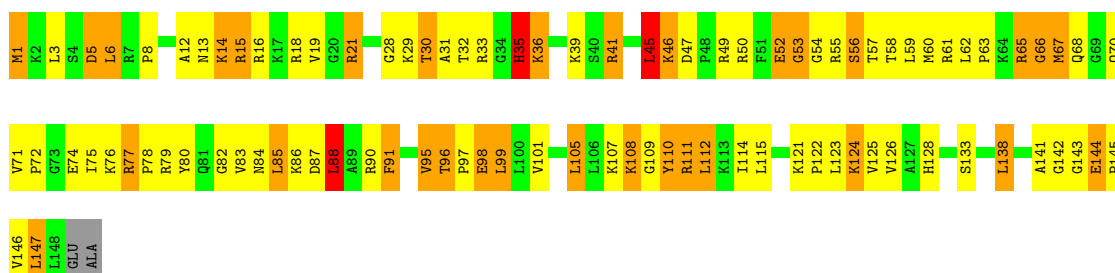
• Molecule 40: 50S ribosomal protein L15

Chain 78:  36% 45% 16%



• Molecule 40: 50S ribosomal protein L15

Chain 35:  36% 39% 21%



• Molecule 41: 50S ribosomal protein L16

Chain 88:  50% 45% 6%






- Molecule 41: 50S ribosomal protein L16

Chain 45: 35% 40% 21% ..



- Molecule 42: 50S ribosomal protein L17

Chain 98: 44% 47% 9%



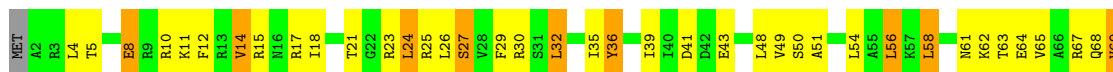
- Molecule 42: 50S ribosomal protein L17

Chain 55: 55% 39% 6%




- Molecule 43: 50S ribosomal protein L18

Chain A8: 39% 45% 13% ..



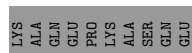

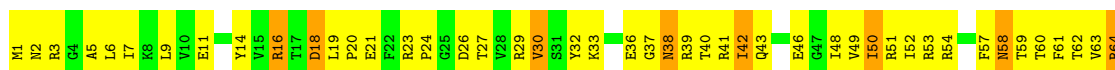
- Molecule 43: 50S ribosomal protein L18

Chain 65: 30% 46% 18% ..


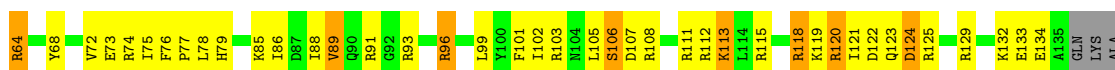





• Molecule 44: 50S ribosomal protein L19



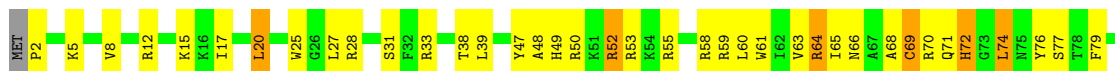
• Molecule 44: 50S ribosomal protein L19



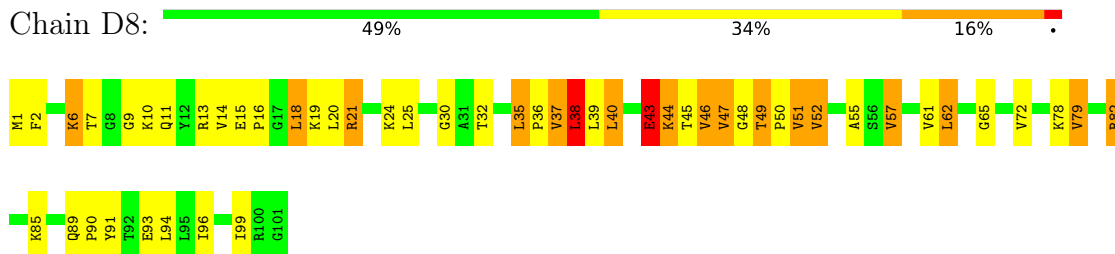
• Molecule 45: 50S ribosomal protein L20



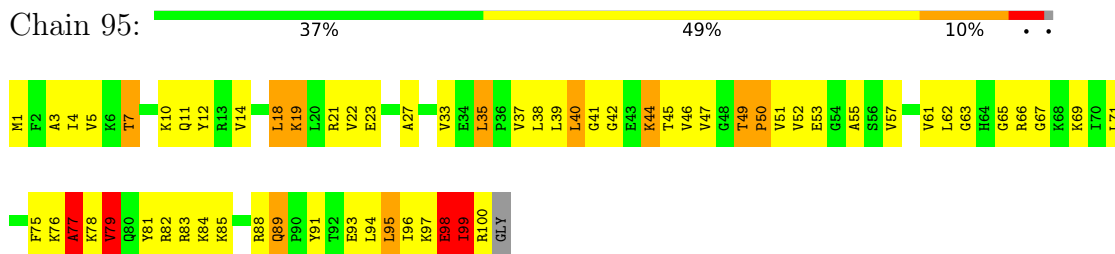
• Molecule 45: 50S ribosomal protein L20



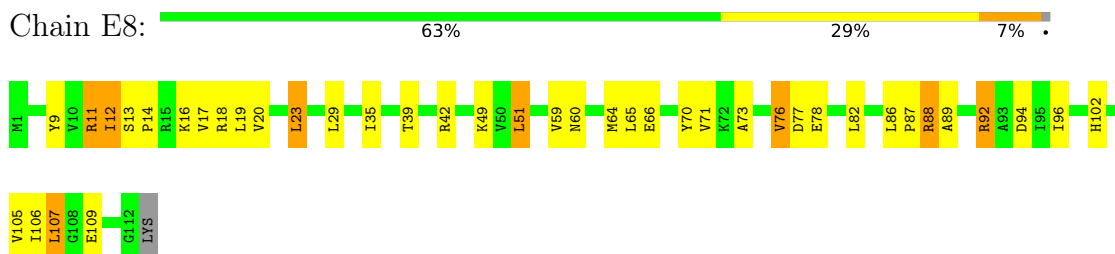
• Molecule 46: 50S ribosomal protein L21



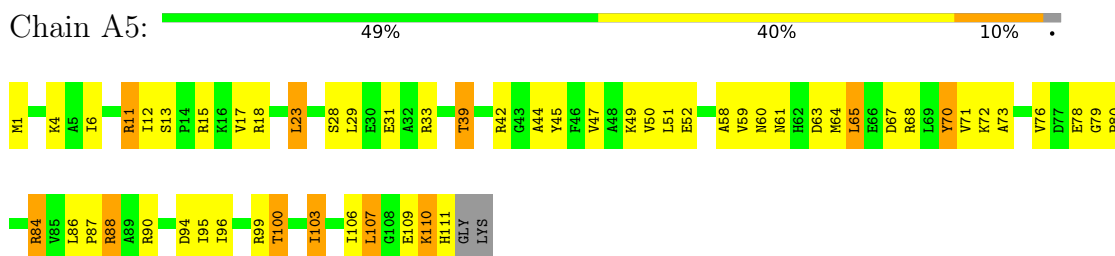
- Molecule 46: 50S ribosomal protein L21



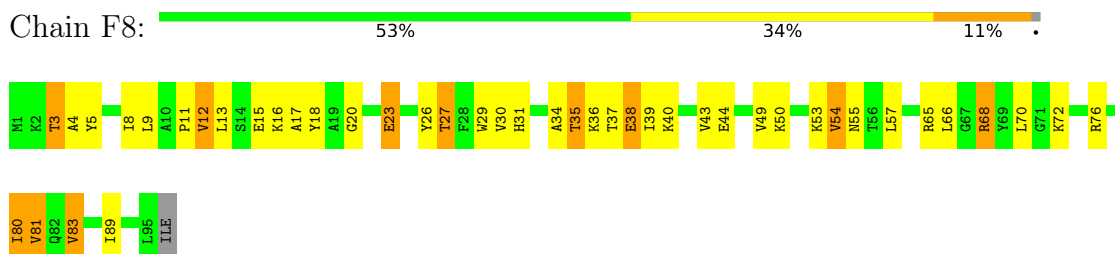
- Molecule 47: 50S ribosomal protein L22



- Molecule 47: 50S ribosomal protein L22

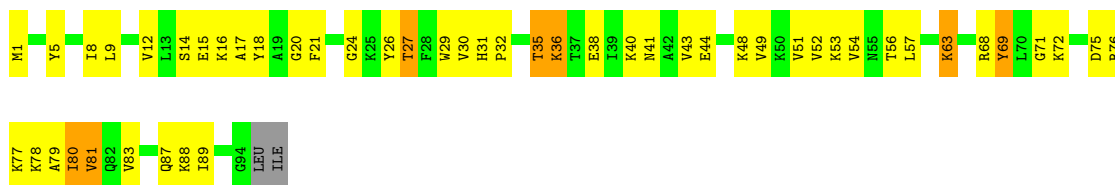


- Molecule 48: 50S ribosomal protein L23



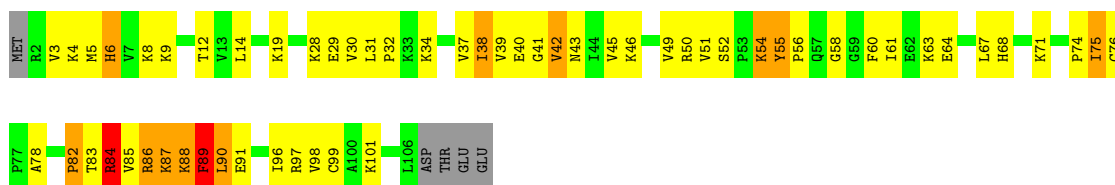
- Molecule 48: 50S ribosomal protein L23

Chain B5: 46% 45% 7%



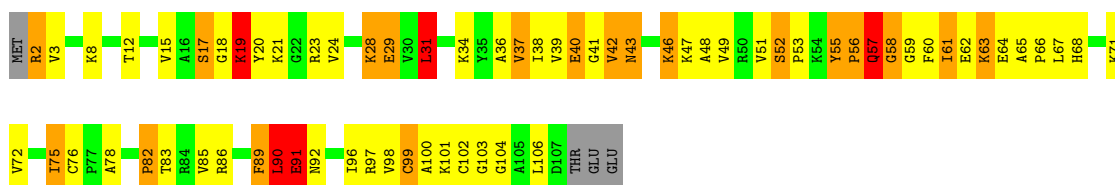
• Molecule 49: 50S ribosomal protein L24

Chain G8: 43% 41% 10% 5%




• Molecule 49: 50S ribosomal protein L24

Chain C5: 35% 40% 17% 5%



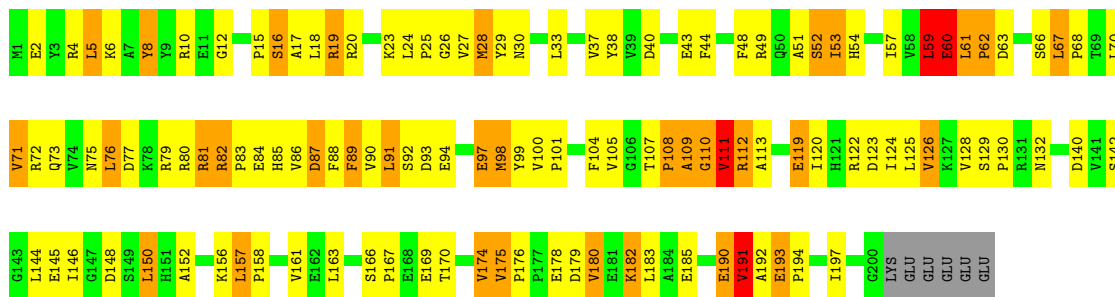
• Molecule 50: 50S ribosomal protein L25

Chain H8: 31% 35% 12% 20%

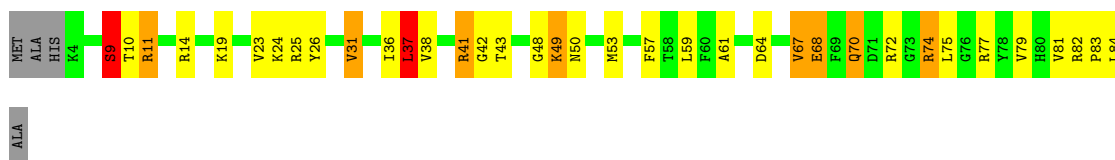


• Molecule 50: 50S ribosomal protein L25

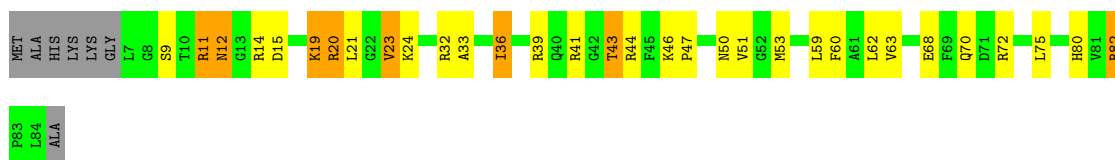
Chain D5: 38% 41% 16%



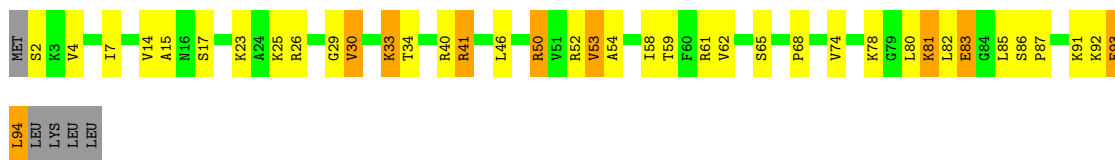
• Molecule 51: 50S ribosomal protein L27



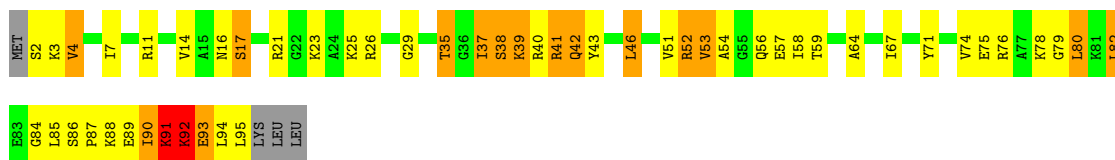
• Molecule 51: 50S ribosomal protein L27




• Molecule 52: 50S ribosomal protein L28

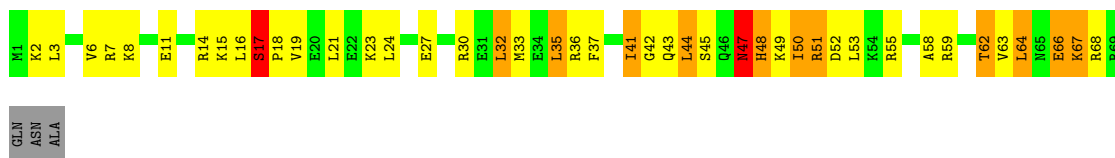


• Molecule 52: 50S ribosomal protein L28



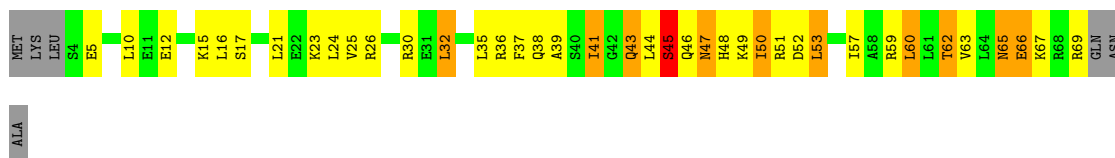
• Molecule 53: 50S ribosomal protein L29

Chain K8:  36% 42% 15% . .




- Molecule 53: 50S ribosomal protein L29

Chain G5:  38% 39% 14% . 8%



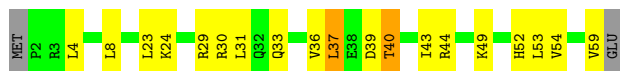
- Molecule 54: 50S ribosomal protein L30

Chain L8:  48% 37% 12% .



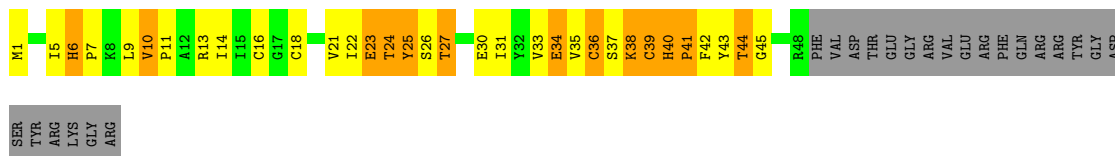
- Molecule 54: 50S ribosomal protein L30

Chain H5:  65% 28% . .



- Molecule 55: 50S ribosomal protein L31

Chain M8:  21% 28% 18% 32%



- Molecule 56: 50S ribosomal protein L32

Chain N8:  42% 30% 12% 17%

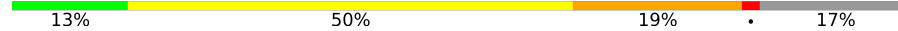


- Molecule 56: 50S ribosomal protein L32

Chain J5:  47% 37% 10% 7%



- Molecule 57: 50S ribosomal protein L33

Chain O8:  13% 50% 19% 17%



- Molecule 58: 50S ribosomal protein L34

Chain P8:  49% 43% . .



- Molecule 58: 50S ribosomal protein L34

Chain L5:  49% 43% . .



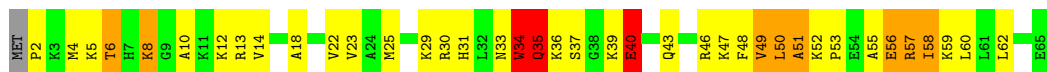
- Molecule 59: 50S ribosomal protein L35

Chain Q8:  49% 35% 11% . .



- Molecule 59: 50S ribosomal protein L35

Chain M5:  38% 43% 12% 5% .



4 Data and refinement statistics

Property	Value	Source
Space group	P 21 21 21	Depositor
Cell constants a, b, c, α , β , γ	210.05Å 449.39Å 618.66Å 90.00° 90.00° 90.00°	Depositor
Resolution (Å)	153.44 – 3.16 153.44 – 3.16	Depositor EDS
% Data completeness (in resolution range)	100.0 (153.44-3.16) 88.4 (153.44-3.16)	Depositor EDS
R_{merge}	0.38	Depositor
R_{sym}	(Not available)	Depositor
$\langle I/\sigma(I) \rangle$ ¹	0.57 (at 3.13Å)	Xtrriage
Refinement program	PHENIX 1.12_2829	Depositor
R, R_{free}	(Not available) , (Not available) 0.196 , 0.240	Depositor DCC
R_{free} test set	2000 reflections (0.20%)	wwPDB-VP
Wilson B-factor (Å ²)	90.7	Xtrriage
Anisotropy	0.246	Xtrriage
Bulk solvent k_{sol} (e/Å ³), B_{sol} (Å ²)	0.22 , 55.1	EDS
L-test for twinning ²	$\langle L \rangle = 0.47$, $\langle L^2 \rangle = 0.30$	Xtrriage
Estimated twinning fraction	No twinning to report.	Xtrriage
F_o, F_c correlation	0.95	EDS
Total number of atoms	306138	wwPDB-VP
Average B, all atoms (Å ²)	112.0	wwPDB-VP

Xtrriage's analysis on translational NCS is as follows: *The largest off-origin peak in the Patterson function is 1.45% of the height of the origin peak. No significant pseudotranslation is detected.*

¹Intensities estimated from amplitudes.

²Theoretical values of $\langle |L| \rangle$, $\langle L^2 \rangle$ for acentric reflections are 0.5, 0.333 respectively for untwinned datasets, and 0.375, 0.2 for perfectly twinned datasets.

5 Model quality i

5.1 Standard geometry i

Bond lengths and bond angles in the following residue types are not validated in this section: SF4, RSP, PSU, 5MU, OMC, 4SU, ZN, 7MG, 2MA, MG

The Z score for a bond length (or angle) is the number of standard deviations the observed value is removed from the expected value. A bond length (or angle) with $|Z| > 5$ is considered an outlier worth inspection. RMSZ is the root-mean-square of all Z scores of the bond lengths (or angles).

Mol	Chain	Bond lengths		Bond angles	
		RMSZ	# $ Z > 5$	RMSZ	# $ Z > 5$
1	13	0.81	8/36375 (0.0%)	1.50	549/56770 (1.0%)
1	1G	0.71	1/36309 (0.0%)	1.36	301/56668 (0.5%)
2	12	0.49	0/1959	0.70	4/2642 (0.2%)
2	1E	0.46	0/1908	0.65	1/2573 (0.0%)
3	22	0.43	0/1556	0.63	1/2098 (0.0%)
3	2E	0.50	0/1629	0.66	0/2195
4	32	0.48	0/1732	0.67	1/2318 (0.0%)
4	3E	0.50	0/1720	0.68	0/2305
5	42	0.49	0/1171	0.66	1/1576 (0.1%)
5	4E	0.50	0/1158	0.67	0/1559
6	52	0.52	0/855	0.65	1/1154 (0.1%)
6	5E	0.55	0/855	0.67	0/1154
7	62	0.48	0/1122	0.65	2/1500 (0.1%)
7	6E	0.44	0/1259	0.59	0/1686
8	72	0.40	0/1135	0.61	0/1527
8	7E	0.47	0/1135	0.66	0/1527
9	82	0.39	0/1002	0.58	0/1346
9	8E	0.44	0/1019	0.65	0/1367
10	1A	0.44	0/814	0.71	1/1095 (0.1%)
10	1I	0.52	0/814	0.71	0/1095
11	2A	0.45	0/850	0.60	0/1150
11	2I	0.52	0/838	0.67	0/1133
12	3A	0.50	0/963	0.73	0/1290
12	3I	0.59	0/972	0.80	0/1301
13	4A	0.42	0/897	0.69	1/1204 (0.1%)
13	4I	0.48	0/946	0.66	0/1270
14	5A	0.47	0/475	0.75	0/632
14	5I	0.56	0/508	0.74	0/674
15	6A	0.44	0/740	0.61	0/987
15	6I	0.49	0/740	0.62	0/987
16	7A	0.45	0/721	0.64	0/970
16	7I	0.46	0/716	0.67	0/963

Mol	Chain	Bond lengths		Bond angles	
		RMSZ	# Z >5	RMSZ	# Z >5
17	8A	0.51	0/836	0.64	0/1117
17	8I	0.58	1/847 (0.1%)	0.67	0/1131
18	9A	0.53	0/549	0.77	0/732
18	9I	0.51	0/549	0.75	0/732
19	AA	0.44	0/490	0.70	0/662
19	AI	0.54	0/657	0.82	0/885
20	BA	0.46	0/759	0.67	0/1000
20	BI	0.44	0/753	0.67	0/993
21	1B	0.38	0/212	0.66	0/277
21	1F	0.48	0/212	0.71	0/277
22	1K	0.78	3/1578 (0.2%)	1.35	12/2445 (0.5%)
22	1L	0.81	3/1623 (0.2%)	1.27	16/2517 (0.6%)
23	2K	0.90	1/1721 (0.1%)	1.64	42/2682 (1.6%)
23	2L	0.75	1/1721 (0.1%)	1.38	22/2682 (0.8%)
24	3K	0.82	0/1741	1.38	22/2703 (0.8%)
24	3L	0.84	0/1764	1.44	26/2741 (0.9%)
25	4K	0.92	0/521	1.37	1/812 (0.1%)
25	4L	0.79	1/420 (0.2%)	1.34	2/652 (0.3%)
26	14	0.94	72/69830 (0.1%)	1.65	1642/109010 (1.5%)
26	1H	1.08	153/69835 (0.2%)	1.82	2345/109020 (2.2%)
27	16	0.82	0/2928	1.65	67/4568 (1.5%)
27	1J	0.78	2/2928 (0.1%)	1.52	50/4568 (1.1%)
28	71	0.38	0/1066	0.59	0/1439
28	79	0.34	0/1031	0.58	1/1394 (0.1%)
29	11	0.76	3/2170 (0.1%)	0.94	6/2926 (0.2%)
29	19	0.65	1/2170 (0.0%)	0.87	4/2926 (0.1%)
30	21	0.62	0/1591	0.82	1/2146 (0.0%)
30	29	0.57	0/1591	0.79	0/2146
31	31	0.67	1/1620 (0.1%)	0.80	1/2194 (0.0%)
31	39	0.56	0/1645	0.78	1/2228 (0.0%)
32	41	0.53	1/1481 (0.1%)	0.74	2/1994 (0.1%)
32	49	0.44	0/1481	0.66	1/1994 (0.1%)
33	51	0.57	0/1337	0.87	2/1809 (0.1%)
33	59	0.45	0/1337	0.79	5/1809 (0.3%)
34	18	0.53	0/236	0.81	0/315
34	28	0.51	0/236	0.86	1/315 (0.3%)
35	61	0.48	0/1146	0.74	1/1551 (0.1%)
35	69	0.49	0/1146	0.73	1/1551 (0.1%)
36	38	0.62	1/1104 (0.1%)	1.25	16/1494 (1.1%)
37	48	0.42	0/1067	0.82	1/1448 (0.1%)
38	15	0.43	0/1123	0.64	0/1515
38	58	0.54	0/1123	0.74	1/1514 (0.1%)
39	25	0.58	0/942	0.78	2/1269 (0.2%)

Mol	Chain	Bond lengths		Bond angles	
		RMSZ	# Z >5	RMSZ	# Z >5
39	68	0.60	0/942	0.76	0/1269
40	35	0.60	0/1147	0.96	3/1525 (0.2%)
40	78	0.61	0/1139	0.95	2/1514 (0.1%)
41	45	0.59	0/1120	0.85	2/1498 (0.1%)
41	88	0.67	0/1134	0.83	0/1519
42	55	0.55	0/981	0.80	0/1312
42	98	0.54	0/981	0.78	0/1312
43	65	0.51	0/886	0.77	1/1180 (0.1%)
43	A8	0.57	0/891	0.90	3/1187 (0.3%)
44	75	0.68	1/1129 (0.1%)	0.71	0/1509
44	B8	0.58	0/1146	0.76	1/1531 (0.1%)
45	85	0.54	0/981	0.75	1/1306 (0.1%)
45	C8	0.64	0/968	0.87	4/1289 (0.3%)
46	95	0.55	0/785	0.78	0/1052
46	D8	0.66	0/789	0.86	5/1057 (0.5%)
47	A5	0.57	0/897	0.75	0/1204
47	E8	0.63	0/901	0.78	1/1209 (0.1%)
48	B5	0.63	0/752	0.74	0/1010
48	F8	0.67	0/757	0.79	0/1017
49	C5	0.53	0/798	0.83	2/1071 (0.2%)
49	G8	0.68	1/797 (0.1%)	0.79	1/1068 (0.1%)
50	D5	0.47	0/1615	0.77	2/2191 (0.1%)
50	H8	0.47	0/1359	0.78	2/1841 (0.1%)
51	E5	0.52	0/624	0.71	0/832
51	I8	0.74	2/638 (0.3%)	0.89	1/851 (0.1%)
52	F5	0.59	0/744	0.79	1/989 (0.1%)
52	J8	0.62	0/736	0.82	0/978
53	G5	0.61	0/560	0.71	0/741
53	K8	0.63	0/578	0.85	1/766 (0.1%)
54	H5	0.52	0/464	0.66	0/623
54	L8	0.58	0/464	0.72	0/623
55	M8	0.53	0/380	0.81	0/514
56	J5	0.61	0/448	0.74	0/606
56	N8	0.68	0/399	0.78	0/541
57	O8	0.69	0/396	1.08	3/529 (0.6%)
58	L5	0.65	0/417	0.84	1/550 (0.2%)
58	P8	0.73	0/409	0.95	2/540 (0.4%)
59	M5	0.83	3/524 (0.6%)	0.93	1/691 (0.1%)
59	Q8	0.67	0/524	0.91	2/691 (0.3%)
All	All	0.83	260/325210 (0.1%)	1.45	5199/486635 (1.1%)

Chiral center outliers are detected by calculating the chiral volume of a chiral center and verifying if the center is modelled as a planar moiety or with the opposite hand. A planarity outlier is detected

by checking planarity of atoms in a peptide group, atoms in a mainchain group or atoms of a sidechain that are expected to be planar.

Mol	Chain	#Chirality outliers	#Planarity outliers
2	12	0	3
2	1E	0	5
3	22	0	1
3	2E	0	1
4	32	0	4
4	3E	0	1
5	4E	0	1
9	8E	0	1
10	1I	0	1
12	3A	0	2
12	3I	0	3
13	4A	0	4
14	5I	0	1
18	9I	0	2
19	AA	0	2
19	AI	0	4
20	BA	0	4
20	BI	0	2
29	11	0	7
29	19	0	6
30	21	0	6
30	29	0	7
31	31	0	2
31	39	0	5
32	41	0	2
32	49	0	3
33	51	0	5
33	59	0	5
34	18	0	2
34	28	0	2
35	61	0	3
35	69	0	1
36	38	0	21
37	48	0	11
38	15	0	2
38	58	0	1
40	35	0	7
40	78	0	4
41	45	0	9
43	A8	0	1
44	75	0	1

Continued on next page...

Continued from previous page...

Mol	Chain	#Chirality outliers	#Planarity outliers
45	85	0	2
45	C8	0	4
46	95	0	4
46	D8	0	2
48	F8	0	1
49	C5	0	8
49	G8	0	3
50	D5	0	10
50	H8	0	2
52	F5	0	2
52	J8	0	1
53	G5	0	3
53	K8	0	1
55	M8	0	3
57	O8	0	2
59	M5	0	4
59	Q8	0	1
All	All	0	208

All (260) bond length outliers are listed below:

Mol	Chain	Res	Type	Atoms	Z	Observed(Å)	Ideal(Å)
26	14	783	A	N9-C4	-12.97	1.30	1.37
26	1H	774	A	N9-C4	-12.58	1.30	1.37
44	75	106	SER	CA-CB	11.37	1.70	1.52
29	11	239	ARG	C-N	-10.85	1.09	1.34
26	1H	2476	A	N9-C4	9.90	1.43	1.37
26	1H	783	A	N3-C4	-9.78	1.28	1.34
26	1H	1786	A	N9-C4	-9.55	1.32	1.37
26	1H	2346	A	N3-C4	-9.50	1.29	1.34
26	1H	1332	G	N9-C4	-9.31	1.30	1.38
26	14	783	A	N7-C5	-9.20	1.33	1.39
26	14	783	A	C5-C6	-9.15	1.32	1.41
26	14	945	A	C5-C6	-9.05	1.32	1.41
26	14	2169	A	N9-C4	9.04	1.43	1.37
26	1H	676	A	N9-C4	-8.92	1.32	1.37
26	1H	676	A	N9-C8	8.89	1.44	1.37
26	14	774	A	N9-C4	-8.80	1.32	1.37
26	14	783	A	N3-C4	-8.76	1.29	1.34
26	14	74	A	N9-C4	-8.71	1.32	1.37
1	13	792	A	C5-C6	-8.60	1.33	1.41
26	1H	1142(A)	A	N9-C4	-8.56	1.32	1.37

Continued on next page...

Continued from previous page...

Mol	Chain	Res	Type	Atoms	Z	Observed(Å)	Ideal(Å)
26	1H	783	A	N9-C4	-8.55	1.32	1.37
26	1H	2430	A	N9-C4	-8.51	1.32	1.37
26	1H	2032	G	N7-C5	-8.41	1.34	1.39
26	14	2346	A	N3-C4	-8.35	1.29	1.34
26	1H	2287	A	N9-C4	-8.29	1.32	1.37
26	1H	472	A	N3-C4	-8.15	1.29	1.34
26	1H	2448	A	N9-C4	-8.09	1.32	1.37
59	M5	34	TRP	CB-CG	7.85	1.64	1.50
26	1H	71	A	C5-C6	-7.72	1.34	1.41
27	1J	89(A)	A	N9-C4	7.63	1.42	1.37
22	1K	35	I	C5-C6	7.63	1.54	1.39
26	1H	783	A	N7-C5	-7.63	1.34	1.39
26	1H	71	A	N9-C4	-7.63	1.33	1.37
26	14	1950	G	C2-N3	7.60	1.38	1.32
26	1H	138	G	N9-C8	7.60	1.43	1.37
26	1H	2624	G	C8-N7	7.42	1.35	1.30
26	1H	676	A	C5-C4	7.36	1.44	1.38
26	14	2062	A	N7-C5	7.36	1.43	1.39
26	1H	2346	A	N9-C4	-7.34	1.33	1.37
26	1H	821	A	N7-C5	-7.31	1.34	1.39
1	13	1227	A	N9-C4	-7.31	1.33	1.37
26	14	1612	C	N1-C6	-7.28	1.32	1.37
26	14	2346	A	N9-C4	-7.26	1.33	1.37
26	1H	1786	A	N3-C4	-7.24	1.30	1.34
26	1H	783	A	C5-C6	-7.23	1.34	1.41
26	1H	1899	G	N9-C4	-7.17	1.32	1.38
26	14	74	A	N3-C4	-7.17	1.30	1.34
26	1H	140	A	C5-C6	-7.16	1.34	1.41
22	1L	35	I	N3-C4	7.08	1.50	1.35
26	14	1785	A	N7-C5	-7.00	1.35	1.39
26	1H	567	A	C5-C6	-6.97	1.34	1.41
26	1H	1614	A	N9-C4	-6.92	1.33	1.37
26	1H	1698	A	N3-C4	-6.89	1.30	1.34
26	1H	2448	A	N3-C4	-6.86	1.30	1.34
26	1H	2392	A	C5-C4	6.86	1.43	1.38
26	14	2287	A	N9-C4	-6.84	1.33	1.37
26	1H	828	U	N3-C4	-6.78	1.32	1.38
22	1L	35	I	C5-C6	6.77	1.52	1.39
26	1H	1698	A	N9-C4	-6.76	1.33	1.37
26	1H	829	A	N9-C4	-6.72	1.33	1.37
26	14	676	A	N9-C8	6.70	1.43	1.37
26	1H	621	A	N9-C4	-6.66	1.33	1.37

Continued on next page...

Continued from previous page...

Mol	Chain	Res	Type	Atoms	Z	Observed(Å)	Ideal(Å)
26	1H	2713	A	C5-C4	6.65	1.43	1.38
26	1H	1616	A	C5-C6	-6.61	1.35	1.41
29	11	30	GLU	CG-CD	6.56	1.61	1.51
26	1H	1678	G	N9-C4	-6.54	1.32	1.38
26	1H	2062	A	N7-C5	6.54	1.43	1.39
26	14	2433	A	N7-C5	-6.51	1.35	1.39
26	1H	945	A	N7-C5	-6.49	1.35	1.39
26	1H	71	A	C6-N6	-6.48	1.28	1.33
22	1K	35	I	N3-C4	6.47	1.48	1.35
26	14	90	U	N1-C2	6.47	1.44	1.38
26	1H	472	A	N9-C4	-6.43	1.33	1.37
26	14	945	A	N9-C4	-6.38	1.34	1.37
26	1H	1683	C	N3-C4	-6.38	1.29	1.33
26	1H	766	C	N1-C6	-6.37	1.33	1.37
31	31	65	TRP	CB-CG	-6.37	1.38	1.50
32	41	140	ILE	C-N	-6.36	1.19	1.34
26	14	1142(A)	A	N9-C4	-6.35	1.34	1.37
26	1H	1378	A	N9-C4	-6.34	1.34	1.37
26	1H	587	C	N1-C6	-6.34	1.33	1.37
26	1H	2392	A	N9-C8	6.34	1.42	1.37
26	1H	330	A	N9-C4	-6.33	1.34	1.37
26	14	1786	A	N9-C4	-6.30	1.34	1.37
26	1H	122	G	N9-C4	-6.29	1.32	1.38
26	1H	1365	A	N3-C4	-6.27	1.31	1.34
26	1H	1786	A	N7-C5	-6.25	1.35	1.39
1	13	1502	A	C5-C6	-6.19	1.35	1.41
26	1H	197	A	N3-C4	-6.18	1.31	1.34
26	14	1308	A	C6-N1	-6.17	1.31	1.35
26	1H	2377	A	N9-C4	-6.15	1.34	1.37
26	14	1698	A	N9-C4	-6.14	1.34	1.37
26	1H	2624	G	N7-C5	6.11	1.43	1.39
23	2L	77	A	N9-C4	-6.09	1.34	1.37
1	13	792	A	N9-C4	-6.08	1.34	1.37
26	1H	1202	C	N1-C6	-6.08	1.33	1.37
26	1H	2082	A	N3-C4	-6.08	1.31	1.34
26	14	945	A	N7-C5	-6.06	1.35	1.39
26	1H	1616	A	N7-C5	-6.05	1.35	1.39
26	1H	449	A	C5-C6	-6.04	1.35	1.41
26	1H	528	A	N9-C4	-6.04	1.34	1.37
26	1H	1899	G	N3-C4	-6.04	1.31	1.35
26	14	2518	A	N9-C4	-6.04	1.34	1.37
26	1H	774	A	C5-C6	-6.03	1.35	1.41

Continued on next page...

Continued from previous page...

Mol	Chain	Res	Type	Atoms	Z	Observed(Å)	Ideal(Å)
26	1H	805	G	N7-C5	-6.02	1.35	1.39
26	1H	1786	A	C5-C6	-6.02	1.35	1.41
26	1H	2254	C	N1-C2	-6.02	1.34	1.40
26	1H	2058	A	N3-C4	-6.00	1.31	1.34
26	1H	2608	G	C2-N3	-5.98	1.27	1.32
26	14	1142(A)	A	N3-C4	-5.96	1.31	1.34
23	2K	77	A	N9-C4	-5.95	1.34	1.37
26	1H	793	A	N7-C5	-5.93	1.35	1.39
26	1H	775	G	N9-C8	-5.92	1.33	1.37
26	1H	1698	A	C5-C6	-5.92	1.35	1.41
26	1H	2430	A	N7-C5	-5.91	1.35	1.39
26	1H	74	A	N9-C4	-5.91	1.34	1.37
26	14	1678	G	N9-C4	-5.91	1.33	1.38
26	1H	265	A	N9-C4	-5.90	1.34	1.37
26	1H	1950	G	C2-N3	5.87	1.37	1.32
26	14	675	A	N9-C4	-5.87	1.34	1.37
29	11	258	LYS	CD-CE	5.86	1.65	1.51
26	1H	777	A	N3-C4	-5.82	1.31	1.34
26	14	396	G	N7-C5	-5.81	1.35	1.39
26	1H	330	A	C5-C6	-5.77	1.35	1.41
26	1H	2070	G	N9-C8	-5.76	1.33	1.37
26	14	1678	G	N3-C4	-5.75	1.31	1.35
26	14	1780	A	N3-C4	-5.74	1.31	1.34
26	1H	1931	U	N3-C4	-5.74	1.33	1.38
1	13	810	C	N1-C6	-5.73	1.33	1.37
26	1H	787	U	C2-O2	-5.73	1.17	1.22
26	14	2441	C	N3-C4	-5.72	1.29	1.33
26	1H	204	A	N3-C4	-5.71	1.31	1.34
26	1H	1689	A	N9-C4	-5.71	1.34	1.37
51	I8	68	GLU	CG-CD	5.67	1.60	1.51
26	1H	57	C	N3-C4	-5.66	1.29	1.33
26	1H	2490	G	N9-C8	5.66	1.41	1.37
26	14	1616	A	C5-C6	-5.65	1.35	1.41
26	14	2430	A	N9-C4	-5.63	1.34	1.37
26	1H	795	C	N1-C6	-5.62	1.33	1.37
26	14	1021	A	N9-C4	-5.60	1.34	1.37
26	14	2440	C	N1-C6	-5.60	1.33	1.37
26	1H	181	A	C6-N1	-5.58	1.31	1.35
26	1H	2593	U	C2-N3	-5.57	1.33	1.37
26	14	821	A	N7-C5	-5.57	1.35	1.39
25	4L	15	A	N9-C4	5.56	1.41	1.37
26	14	784	A	N7-C5	-5.56	1.35	1.39

Continued on next page...

Continued from previous page...

Mol	Chain	Res	Type	Atoms	Z	Observed(Å)	Ideal(Å)
26	1H	2503	A	C5-C6	-5.55	1.36	1.41
26	14	2518	A	C5-C6	-5.55	1.36	1.41
26	14	2510	C	N1-C6	-5.54	1.33	1.37
26	14	2589	A	N9-C4	-5.54	1.34	1.37
26	1H	122	G	N7-C5	-5.53	1.35	1.39
26	14	774	A	C5-C6	-5.53	1.36	1.41
26	1H	472	A	C5-C4	-5.52	1.34	1.38
26	1H	1313	U	C4-C5	-5.51	1.38	1.43
26	1H	2490	G	N9-C4	-5.50	1.33	1.38
17	8I	24	GLU	CG-CD	5.49	1.60	1.51
26	1H	939	G	N3-C4	-5.48	1.31	1.35
26	1H	945	A	C5-C6	-5.47	1.36	1.41
26	1H	777	A	N9-C4	-5.47	1.34	1.37
26	1H	1142(A)	A	N3-C4	-5.46	1.31	1.34
26	1H	2067	G	N3-C4	-5.44	1.31	1.35
1	13	84	U	N1-C2	5.44	1.43	1.38
26	1H	415	A	N7-C5	-5.44	1.35	1.39
26	1H	2561	A	N9-C4	-5.44	1.34	1.37
26	1H	1365	A	N9-C4	-5.43	1.34	1.37
26	14	1633	G	N7-C5	-5.42	1.35	1.39
26	1H	2288	A	N3-C4	5.42	1.38	1.34
26	1H	774	A	N3-C4	-5.42	1.31	1.34
26	1H	225	A	N9-C4	-5.42	1.34	1.37
26	14	1786	A	C5-C6	-5.42	1.36	1.41
26	1H	2032	G	C5-C6	-5.41	1.36	1.42
26	1H	1496	A	N7-C5	-5.41	1.36	1.39
26	1H	2032	G	C6-N1	-5.41	1.35	1.39
29	19	30	GLU	CG-CD	5.40	1.60	1.51
26	1H	698	C	N1-C6	-5.39	1.33	1.37
26	1H	1332	G	N3-C4	-5.39	1.31	1.35
26	1H	1308	A	N3-C4	-5.39	1.31	1.34
1	13	356	A	N7-C5	5.38	1.42	1.39
26	1H	2241	A	N9-C4	-5.38	1.34	1.37
22	1L	35	I	C2-N3	5.38	1.46	1.35
26	1H	140	A	N9-C4	-5.38	1.34	1.37
1	13	792	A	N7-C5	-5.38	1.36	1.39
26	1H	689	A	N9-C4	-5.37	1.34	1.37
26	1H	2868	A	N9-C4	5.36	1.41	1.37
26	1H	2688	U	N3-C4	-5.36	1.33	1.38
26	1H	2505	G	C2-N3	-5.36	1.28	1.32
59	M5	40	GLU	CB-CG	5.36	1.62	1.52
26	14	1302	A	C6-N1	-5.35	1.31	1.35

Continued on next page...

Continued from previous page...

Mol	Chain	Res	Type	Atoms	Z	Observed(Å)	Ideal(Å)
26	1H	1792	G	C6-N1	-5.34	1.35	1.39
26	14	530	G	C2-N3	5.33	1.37	1.32
26	1H	1916	A	N3-C4	-5.31	1.31	1.34
26	1H	2581	G	N7-C5	-5.31	1.36	1.39
26	1H	1262	A	N9-C4	-5.30	1.34	1.37
26	1H	2830	G	N7-C5	-5.29	1.36	1.39
26	14	1627	G	C6-N1	-5.28	1.35	1.39
26	1H	693	C	N3-C4	-5.28	1.30	1.33
26	1H	1367	A	C5-C6	-5.26	1.36	1.41
26	1H	1659	U	N1-C2	-5.26	1.33	1.38
26	14	1785	A	N9-C8	-5.25	1.33	1.37
26	1H	784	A	N9-C4	-5.25	1.34	1.37
26	1H	1899	G	N9-C8	5.24	1.41	1.37
26	1H	722	A	N9-C4	-5.23	1.34	1.37
26	14	788	A	N9-C4	5.23	1.41	1.37
1	1G	1127	G	N9-C4	5.23	1.42	1.38
26	1H	5	A	N9-C4	5.22	1.41	1.37
26	1H	2346	A	N7-C5	-5.22	1.36	1.39
26	14	2062	A	N3-C4	5.21	1.38	1.34
26	1H	390	A	N3-C4	-5.21	1.31	1.34
26	14	2430	A	N3-C4	-5.21	1.31	1.34
26	14	2488	A	N9-C4	-5.20	1.34	1.37
26	1H	774	A	C2-N3	-5.19	1.28	1.33
26	14	1363	C	N3-C4	-5.19	1.30	1.33
26	14	1657	C	N3-C4	-5.18	1.30	1.33
26	1H	2430	A	C5-C6	-5.18	1.36	1.41
26	14	792	G	C6-N1	-5.18	1.35	1.39
26	14	1426	G	N1-C2	5.17	1.41	1.37
26	14	1616	A	N9-C4	-5.17	1.34	1.37
26	14	1899	G	C2-N3	5.16	1.36	1.32
26	1H	2252	G	N9-C8	-5.16	1.34	1.37
26	14	1899	G	C5-C4	5.16	1.42	1.38
26	14	2612	C	N3-C4	5.16	1.37	1.33
26	14	216	A	N9-C4	-5.16	1.34	1.37
26	1H	1021	A	N9-C4	-5.16	1.34	1.37
26	1H	1184	G	N3-C4	5.15	1.39	1.35
26	1H	1888	G	N9-C4	5.15	1.42	1.38
26	1H	830	G	N7-C5	-5.14	1.36	1.39
22	1K	35	I	C2-N3	5.14	1.46	1.35
26	1H	2502	G	C6-N1	-5.14	1.35	1.39
26	1H	1931	U	C2-N3	-5.14	1.34	1.37
26	1H	1978	A	N7-C5	-5.13	1.36	1.39

Continued on next page...

Continued from previous page...

Mol	Chain	Res	Type	Atoms	Z	Observed(Å)	Ideal(Å)
26	1H	2248	C	N3-C4	-5.13	1.30	1.33
26	1H	2611	U	N3-C4	-5.13	1.33	1.38
26	1H	1639	U	C2-N3	-5.12	1.34	1.37
36	38	85	ASP	C-N	5.12	1.44	1.34
26	14	2675	A	N9-C4	-5.11	1.34	1.37
26	1H	787	U	C2-N3	-5.10	1.34	1.37
26	14	1890	A	N9-C4	-5.09	1.34	1.37
26	14	1963	U	N1-C2	5.09	1.43	1.38
26	1H	1772	G	N9-C8	-5.09	1.34	1.37
26	14	2062	A	C6-N1	5.08	1.39	1.35
26	1H	678	C	N1-C6	-5.08	1.34	1.37
26	1H	2044	C	N1-C6	-5.07	1.34	1.37
26	1H	2713	A	N9-C4	-5.07	1.34	1.37
26	14	463	G	N9-C8	-5.07	1.34	1.37
26	1H	1676	A	N9-C4	-5.07	1.34	1.37
26	1H	1689	A	N3-C4	-5.07	1.31	1.34
26	14	531	C	N1-C6	-5.06	1.34	1.37
27	1J	89(A)	A	N3-C4	5.06	1.37	1.34
26	14	1379	A	C5-C6	-5.05	1.36	1.41
26	14	1187	G	N3-C4	-5.04	1.31	1.35
51	I8	68	GLU	CB-CG	5.04	1.61	1.52
26	1H	587	C	N3-C4	-5.04	1.30	1.33
26	1H	829	A	N7-C5	-5.04	1.36	1.39
49	G8	84	ARG	CB-CG	5.04	1.66	1.52
26	14	2873	A	N7-C5	-5.03	1.36	1.39
26	1H	1264	G	C6-N1	-5.02	1.36	1.39
59	M5	56	GLU	CG-CD	5.02	1.59	1.51
26	1H	1564	C	N3-C4	-5.01	1.30	1.33
26	1H	1263	U	C4-O4	-5.01	1.19	1.23
26	14	668	G	N9-C4	-5.01	1.33	1.38

All (5199) bond angle outliers are listed below:

Mol	Chain	Res	Type	Atoms	Z	Observed(°)	Ideal(°)
26	14	945	A	N1-C6-N6	19.92	130.55	118.60
26	1H	676	A	C2-N3-C4	-19.33	100.94	110.60
26	1H	945	A	N1-C6-N6	17.89	129.34	118.60
26	14	783	A	C5-N7-C8	-17.43	95.19	103.90
26	14	783	A	C2-N3-C4	-17.33	101.93	110.60
26	1H	2430	A	C2-N3-C4	-17.23	101.98	110.60
26	1H	1899	G	N3-C4-N9	-17.19	115.69	126.00
1	13	792	A	N1-C6-N6	17.18	128.91	118.60

Continued on next page...

Continued from previous page...

Mol	Chain	Res	Type	Atoms	Z	Observed(°)	Ideal(°)
26	14	783	A	N1-C6-N6	17.14	128.89	118.60
26	1H	945	A	C6-C5-N7	-17.12	120.31	132.30
26	14	774	A	C2-N3-C4	-16.84	102.18	110.60
26	1H	1332	G	C2-N3-C4	-16.65	103.58	111.90
26	1H	1786	A	C5-N7-C8	-15.98	95.91	103.90
26	1H	774	A	C2-N3-C4	-15.73	102.73	110.60
26	14	945	A	C2-N3-C4	-15.62	102.79	110.60
26	1H	1786	A	N7-C8-N9	15.57	121.58	113.80
26	1H	1786	A	C2-N3-C4	-15.55	102.83	110.60
26	14	945	A	C6-C5-N7	-15.49	121.45	132.30
26	14	74	A	C2-N3-C4	-15.47	102.86	110.60
26	1H	828	U	C5-C4-O4	15.39	135.13	125.90
26	1H	1332	G	N3-C4-C5	15.35	136.28	128.60
26	14	783	A	C4-C5-N7	15.18	118.29	110.70
26	1H	140	A	C5-N7-C8	-15.13	96.34	103.90
26	1H	2287	A	C2-N3-C4	-14.99	103.11	110.60
26	1H	1899	G	C2-N3-C4	-14.65	104.57	111.90
26	1H	917	A	C2-N3-C4	-14.61	103.30	110.60
26	1H	783	A	C5-N7-C8	-14.49	96.65	103.90
26	1H	2346	A	N1-C2-N3	14.44	136.52	129.30
26	14	783	A	C6-C5-N7	-14.40	122.22	132.30
26	14	2490	G	C6-C5-N7	-14.40	121.76	130.40
26	1H	774	A	N3-C4-C5	14.22	136.76	126.80
1	13	690	G	C6-C5-N7	-14.15	121.91	130.40
26	1H	330	A	C2-N3-C4	-14.08	103.56	110.60
26	1H	1496	A	N7-C8-N9	13.86	120.73	113.80
26	1H	682	G	O5 ¹ -P-OP2	-13.79	93.29	105.70
26	1H	1496	A	C8-N9-C4	-13.75	100.30	105.80
26	1H	140	A	N1-C6-N6	13.69	126.81	118.60
26	14	2275	C	C6-N1-C2	-13.56	114.88	120.30
26	1H	1950	G	N7-C8-N9	13.48	119.84	113.10
26	1H	621	A	C2-N3-C4	-13.43	103.88	110.60
26	1H	71	A	C2-N3-C4	-13.40	103.90	110.60
26	1H	1698	A	C2-N3-C4	-13.32	103.94	110.60
26	1H	1899	G	N3-C4-C5	13.32	135.26	128.60
26	1H	1950	G	C5-N7-C8	-13.29	97.66	104.30
1	13	84	U	N3-C2-O2	-13.28	112.90	122.20
26	14	1786	A	C2-N3-C4	-13.28	103.96	110.60
26	14	945	A	C4-C5-N7	13.23	117.32	110.70
26	1H	1332	G	C5-N7-C8	-13.21	97.69	104.30
26	1H	1931	U	N3-C2-O2	-13.06	113.06	122.20
26	1H	783	A	N1-C6-N6	13.05	126.43	118.60

Continued on next page...

Continued from previous page...

Mol	Chain	Res	Type	Atoms	Z	Observed(°)	Ideal(°)
26	14	1786	A	C5-N7-C8	-13.04	97.38	103.90
1	13	792	A	C4-C5-N7	13.01	117.20	110.70
1	13	690	G	C4-N9-C1'	12.96	143.35	126.50
26	14	1496	A	N7-C8-N9	12.94	120.27	113.80
26	1H	676	A	N3-C4-C5	12.92	135.84	126.80
26	1H	624	C	O5'-P-OP1	-12.91	94.08	105.70
27	16	13	A	O5'-P-OP2	-12.88	94.10	105.70
26	1H	783	A	C6-C5-N7	-12.88	123.29	132.30
26	1H	774	A	N3-C4-N9	-12.85	117.12	127.40
26	1H	140	A	C4-C5-N7	12.83	117.11	110.70
26	1H	2346	A	C2-N3-C4	-12.80	104.20	110.60
26	14	1332	G	N7-C8-N9	12.80	119.50	113.10
26	1H	2430	A	N1-C6-N6	12.80	126.28	118.60
26	1H	839	U	O5'-P-OP2	-12.79	94.19	105.70
1	13	422	C	C6-N1-C2	-12.77	115.19	120.30
26	1H	1332	G	N3-C4-N9	-12.77	118.34	126.00
26	1H	71	A	C5-N7-C8	-12.77	97.52	103.90
26	1H	917	A	N1-C2-N3	12.76	135.68	129.30
26	1H	74	A	C2-N3-C4	-12.75	104.22	110.60
26	1H	783	A	C2-N3-C4	-12.71	104.24	110.60
26	1H	2598	A	O5'-P-OP1	-12.66	94.30	105.70
26	1H	621	A	N1-C6-N6	12.64	126.19	118.60
26	1H	783	A	N7-C8-N9	12.64	120.12	113.80
26	14	2490	G	C4-C5-N7	12.59	115.83	110.80
26	1H	945	A	C5-N7-C8	-12.57	97.61	103.90
26	1H	2830	G	C8-N9-C4	-12.46	101.42	106.40
26	14	1332	G	C6-C5-N7	-12.42	122.95	130.40
26	1H	1950	G	C4-C5-N7	12.39	115.76	110.80
26	14	71	A	C5-N7-C8	-12.37	97.71	103.90
26	14	1496	A	C8-N9-C4	-12.29	100.88	105.80
26	1H	945	A	C4-C5-C6	12.29	123.14	117.00
26	14	74	A	C5-C6-N1	-12.27	111.56	117.70
26	1H	621	A	C5-N7-C8	-12.20	97.80	103.90
26	1H	140	A	N7-C8-N9	12.18	119.89	113.80
26	14	2062	A	C8-N9-C4	12.06	110.62	105.80
26	1H	2830	G	N7-C8-N9	12.04	119.12	113.10
26	1H	774	A	C5-C6-N1	-11.92	111.74	117.70
26	14	1698	A	N1-C6-N6	11.90	125.74	118.60
26	14	1616	A	C5-N7-C8	-11.89	97.96	103.90
26	1H	2490	G	C5-N7-C8	-11.88	98.36	104.30
27	1J	88	C	C5-C6-N1	11.88	126.94	121.00
1	13	690	G	C8-N9-C1'	-11.88	111.56	127.00

Continued on next page...

Continued from previous page...

Mol	Chain	Res	Type	Atoms	Z	Observed(°)	Ideal(°)
26	1H	1698	A	N1-C6-N6	11.88	125.73	118.60
26	14	774	A	N3-C4-C5	11.87	135.11	126.80
26	14	2346	A	C2-N3-C4	-11.82	104.69	110.60
26	14	1899	G	N1-C2-N2	-11.78	105.60	116.20
26	1H	62	C	C6-N1-C2	11.73	124.99	120.30
26	1H	945	A	C4-C5-N7	11.69	116.54	110.70
26	14	1786	A	N7-C8-N9	11.68	119.64	113.80
26	1H	1698	A	C6-C5-N7	-11.68	124.12	132.30
26	1H	567	A	N1-C6-N6	11.68	125.61	118.60
26	1H	664	C	C5-C6-N1	-11.67	115.17	121.00
26	14	2360	A	O5'-P-OP1	-11.65	95.21	105.70
23	2L	77	A	C8-N9-C4	11.65	110.46	105.80
26	1H	2392	A	N7-C8-N9	11.64	119.62	113.80
26	1H	788	A	N1-C6-N6	11.64	125.58	118.60
36	38	134	LEU	CA-CB-CG	11.63	142.05	115.30
26	1H	676	A	C5-N7-C8	-11.62	98.09	103.90
26	1H	783	A	C8-N9-C4	-11.58	101.17	105.80
26	1H	809	G	C5-C6-O6	-11.56	121.66	128.60
26	14	741	G	O5'-P-OP1	-11.53	95.32	105.70
26	14	783	A	N7-C8-N9	11.52	119.56	113.80
26	14	945	A	C5-N7-C8	-11.50	98.15	103.90
26	14	1332	G	C5-N7-C8	-11.47	98.56	104.30
26	1H	945	A	N7-C8-N9	11.44	119.52	113.80
26	1H	577	G	O5'-P-OP1	11.42	124.40	110.70
26	1H	2146	C	N1-C2-O2	11.41	125.75	118.90
1	13	792	A	C6-C5-N7	-11.39	124.32	132.30
1	13	893	C	C6-N1-C2	11.38	124.85	120.30
26	1H	2253	G	N1-C6-O6	11.38	126.72	119.90
26	1H	1786	A	C6-C5-N7	-11.37	124.34	132.30
26	1H	140	A	C6-C5-N7	-11.35	124.35	132.30
26	1H	1899	G	N3-C2-N2	-11.32	111.98	119.90
26	1H	2346	A	O4'-C1'-N9	11.31	117.25	108.20
26	1H	676	A	N3-C4-N9	-11.29	118.37	127.40
26	1H	1950	G	C6-C5-N7	-11.29	123.63	130.40
26	1H	2392	A	C5-N7-C8	-11.28	98.26	103.90
26	1H	71	A	N1-C6-N6	11.27	125.36	118.60
26	1H	593	G	O5'-P-OP2	-11.23	95.59	105.70
26	14	678	C	C6-N1-C2	11.21	124.79	120.30
26	1H	2490	G	C4-C5-N7	11.20	115.28	110.80
23	2K	77	A	C8-N9-C4	11.17	110.27	105.80
26	1H	1931	U	C5-C4-O4	11.13	132.58	125.90
26	14	2287	A	C2-N3-C4	-11.12	105.04	110.60

Continued on next page...

Continued from previous page...

Mol	Chain	Res	Type	Atoms	Z	Observed(°)	Ideal(°)
26	14	1950	G	N7-C8-N9	11.12	118.66	113.10
26	1H	71	A	C6-C5-N7	-11.09	124.53	132.30
26	14	676	A	C5-N7-C8	-11.09	98.36	103.90
26	14	330	A	C2-N3-C4	-11.08	105.06	110.60
26	1H	2490	G	N3-C4-C5	11.05	134.13	128.60
26	14	2518	A	N1-C6-N6	11.05	125.23	118.60
26	1H	2713	A	C2-N3-C4	-11.04	105.08	110.60
26	14	1616	A	C4-C5-N7	11.03	116.21	110.70
26	1H	729	G	C8-N9-C4	-10.90	102.04	106.40
26	1H	1616	A	C4-C5-N7	10.88	116.14	110.70
1	13	792	A	O4'-C1'-N9	10.86	116.89	108.20
26	1H	1193	G	C8-N9-C4	10.86	110.74	106.40
26	1H	1790	C	N1-C2-O2	-10.84	112.39	118.90
26	14	2873	A	N1-C6-N6	10.83	125.10	118.60
1	13	690	G	O4'-C1'-N9	10.78	116.82	108.20
26	1H	1678	G	C5-N7-C8	-10.78	98.91	104.30
26	1H	678	C	C6-N1-C2	10.77	124.61	120.30
26	1H	783	A	C4-C5-N7	10.74	116.07	110.70
26	14	774	A	N1-C6-N6	10.73	125.04	118.60
26	1H	265	A	C2-N3-C4	-10.71	105.25	110.60
26	1H	789	A	O5'-P-OP1	-10.66	96.11	105.70
26	1H	74	A	N7-C8-N9	10.65	119.12	113.80
26	1H	580	C	C6-N1-C2	-10.64	116.04	120.30
26	1H	2598	A	O5'-P-OP2	10.61	123.43	110.70
26	14	1284	A	O5'-P-OP2	-10.60	96.16	105.70
26	14	2430	A	N1-C6-N6	10.58	124.95	118.60
1	13	792	A	C5-N7-C8	-10.57	98.61	103.90
26	1H	2465	C	C6-N1-C2	10.57	124.53	120.30
26	1H	202	U	C5-C4-O4	-10.56	119.56	125.90
26	14	1950	G	C8-N9-C4	-10.56	102.18	106.40
26	1H	621	A	C4-C5-N7	10.55	115.98	110.70
26	14	945	A	N9-C4-C5	-10.55	101.58	105.80
26	1H	2713	A	N7-C8-N9	10.54	119.07	113.80
26	1H	1786	A	C8-N9-C4	-10.53	101.59	105.80
26	1H	1616	A	C5-N7-C8	-10.52	98.64	103.90
26	1H	2392	A	C8-N9-C4	-10.50	101.60	105.80
26	1H	71	A	C4-C5-N7	10.49	115.95	110.70
27	1J	30	C	C6-N1-C2	-10.49	116.11	120.30
26	1H	1528	A	C8-N9-C4	-10.48	101.61	105.80
26	1H	74	A	N1-C2-N3	10.47	134.53	129.30
26	14	1678	G	N3-C4-N9	-10.46	119.72	126.00
26	14	2357	U	O5'-P-OP2	-10.45	96.30	105.70

Continued on next page...

Continued from previous page...

Mol	Chain	Res	Type	Atoms	Z	Observed(°)	Ideal(°)
26	1H	1332	G	C4-C5-N7	10.44	114.98	110.80
1	13	789	U	C5-C4-O4	10.44	132.16	125.90
26	1H	889	C	N1-C2-O2	10.43	125.16	118.90
26	14	2490	G	C5-C6-O6	-10.40	122.36	128.60
1	13	792	A	C5-C6-N6	-10.37	115.41	123.70
26	1H	2311	A	C2-N3-C4	-10.36	105.42	110.60
26	1H	2699	C	C6-N1-C2	10.34	124.44	120.30
26	1H	2036	C	O5'-P-OP1	-10.34	96.40	105.70
26	1H	2567	G	O5'-P-OP1	-10.32	96.41	105.70
26	1H	2430	A	C6-C5-N7	-10.30	125.09	132.30
26	1H	1698	A	C5-N7-C8	-10.29	98.75	103.90
26	1H	74	A	C5-N7-C8	-10.28	98.76	103.90
26	1H	567	A	C5-C6-N6	-10.28	115.48	123.70
26	14	1379	A	N1-C6-N6	10.24	124.74	118.60
1	13	792	A	C2-N3-C4	-10.22	105.49	110.60
26	1H	2430	A	N1-C2-N3	10.22	134.41	129.30
27	1J	88	C	C6-N1-C2	-10.21	116.22	120.30
26	1H	1950	G	C8-N9-C4	-10.20	102.32	106.40
26	14	1914	C	C6-N1-C2	-10.20	116.22	120.30
26	14	2873	A	C6-C5-N7	-10.20	125.16	132.30
26	1H	809	G	N1-C6-O6	10.19	126.01	119.90
26	14	71	A	N7-C8-N9	10.19	118.89	113.80
26	14	1950	G	C4-N9-C1'	10.19	139.75	126.50
26	1H	1678	G	C2-N3-C4	-10.19	106.81	111.90
1	13	690	G	N3-C4-N9	10.17	132.10	126.00
26	1H	2688	U	C5-C4-O4	10.14	131.99	125.90
26	14	1359	A	C8-N9-C4	10.12	109.85	105.80
26	14	918	A	C8-N9-C4	-10.12	101.75	105.80
26	1H	2713	A	C5-N7-C8	-10.11	98.85	103.90
26	1H	1614	A	C2-N3-C4	-10.10	105.55	110.60
1	13	84	U	N1-C2-O2	10.09	129.87	122.80
26	14	2873	A	C2-N3-C4	-10.08	105.56	110.60
26	1H	1616	A	N1-C6-N6	10.07	124.64	118.60
26	1H	2430	A	C5-N7-C8	-10.07	98.86	103.90
26	1H	2503	A	N1-C6-N6	10.06	124.64	118.60
26	1H	2253	G	C5-C6-O6	-10.06	122.56	128.60
26	14	2699	C	C6-N1-C2	10.06	124.32	120.30
26	1H	122	G	N1-C6-O6	10.05	125.93	119.90
26	1H	329	G	O5'-P-OP2	-10.05	96.66	105.70
26	1H	127	A	N1-C6-N6	10.03	124.62	118.60
26	1H	2585	U	N1-C2-O2	10.02	129.81	122.80
26	1H	1528	A	N7-C8-N9	10.02	118.81	113.80

Continued on next page...

Continued from previous page...

Mol	Chain	Res	Type	Atoms	Z	Observed(°)	Ideal(°)
26	1H	2503	A	C5-C6-N6	-9.98	115.72	123.70
24	3L	62	C	C5-C6-N1	9.97	125.99	121.00
26	14	1302	A	N1-C6-N6	-9.97	112.62	118.60
26	14	2346	A	N1-C2-N3	9.97	134.29	129.30
26	1H	796	C	C6-N1-C2	9.95	124.28	120.30
26	1H	863	A	O5'-P-OP2	-9.95	96.74	105.70
26	14	2873	A	C5-N7-C8	-9.95	98.92	103.90
26	1H	1899	G	C8-N9-C1'	9.95	139.93	127.00
26	1H	2689	U	N3-C4-O4	-9.94	112.44	119.40
26	14	1332	G	C4-C5-N7	9.93	114.77	110.80
26	1H	816	C	C6-N1-C2	9.91	124.27	120.30
26	1H	1379	A	C5-N7-C8	-9.90	98.95	103.90
26	14	1984	G	O5'-P-OP2	-9.89	96.80	105.70
26	1H	627	A	C8-N9-C4	9.89	109.75	105.80
26	14	2430	A	C2-N3-C4	-9.88	105.66	110.60
26	1H	2430	A	C5-C6-N1	-9.88	112.76	117.70
26	1H	1021	A	C2-N3-C4	-9.87	105.67	110.60
26	14	2490	G	C4-N9-C1'	9.85	139.31	126.50
1	13	1517	G	O5'-P-OP2	-9.85	96.84	105.70
26	14	2713	A	C5-N7-C8	-9.84	98.98	103.90
26	1H	194	G	C8-N9-C4	9.83	110.33	106.40
1	13	690	G	C4-C5-N7	9.83	114.73	110.80
26	1H	2374	C	C6-N1-C2	9.79	124.22	120.30
26	14	2518	A	C2-N3-C4	-9.79	105.70	110.60
26	1H	1931	U	N1-C2-N3	9.79	120.77	114.90
26	1H	1984	G	O5'-P-OP2	-9.77	96.91	105.70
26	1H	889	C	C2-N1-C1'	9.76	129.53	118.80
26	14	2591	C	N1-C2-O2	-9.75	113.05	118.90
1	13	1359	C	O5'-P-OP1	-9.74	96.93	105.70
26	1H	2311	A	N1-C2-N3	9.74	134.17	129.30
26	14	122	G	C8-N9-C4	9.74	110.30	106.40
26	14	1786	A	C4-C5-N7	9.74	115.57	110.70
26	1H	1786	A	N1-C2-N3	9.72	134.16	129.30
26	1H	1142(A)	A	C2-N3-C4	-9.72	105.74	110.60
26	1H	1794	U	O5'-P-OP2	-9.70	96.97	105.70
1	1G	1322	C	N1-C2-O2	9.70	124.72	118.90
26	1H	2406	U	O5'-P-OP1	-9.68	96.99	105.70
26	1H	2518	A	N1-C6-N6	9.67	124.40	118.60
26	1H	1496	A	C5-N7-C8	-9.66	99.07	103.90
26	1H	246	C	C5-C6-N1	-9.64	116.18	121.00
26	1H	1204	A	C2-N3-C4	-9.64	105.78	110.60
26	14	2441	C	O5'-P-OP1	-9.63	97.03	105.70

Continued on next page...

Continued from previous page...

Mol	Chain	Res	Type	Atoms	Z	Observed(°)	Ideal(°)
26	14	71	A	C4-C5-N7	9.63	115.52	110.70
26	1H	928	G	N1-C6-O6	9.62	125.67	119.90
26	14	2163	C	C6-N1-C2	-9.60	116.46	120.30
40	78	42	SER	C-N-CA	-9.60	102.14	122.30
1	13	792	A	N9-C4-C5	-9.60	101.96	105.80
26	1H	2712	U	N3-C4-O4	-9.58	112.69	119.40
26	1H	1603	A	C8-N9-C4	-9.58	101.97	105.80
26	14	2329	G	N9-C4-C5	-9.58	101.57	105.40
26	14	1496	A	C5-N7-C8	-9.57	99.11	103.90
26	14	1396	U	N3-C2-O2	-9.57	115.50	122.20
26	1H	202	U	N3-C4-C5	9.56	120.34	114.60
26	1H	1602	U	O5'-P-OP1	-9.55	97.11	105.70
26	14	1379	A	C5-N7-C8	-9.54	99.13	103.90
26	1H	2040	C	C6-N1-C2	9.51	124.11	120.30
26	1H	774	A	C6-N1-C2	9.50	124.30	118.60
26	1H	889	C	N3-C2-O2	-9.49	115.26	121.90
26	1H	110	G	O5'-P-OP2	-9.49	97.16	105.70
26	14	2490	G	C5-N7-C8	-9.47	99.56	104.30
26	1H	1204	A	O4'-C1'-N9	9.46	115.77	108.20
26	1H	1602	U	O5'-P-OP2	9.46	122.05	110.70
26	1H	788	A	N9-C4-C5	-9.45	102.02	105.80
26	14	945	A	C5-C6-N1	-9.45	112.97	117.70
26	1H	1201	C	C5-C4-N4	-9.43	113.60	120.20
26	14	806	C	O5'-P-OP1	-9.43	97.21	105.70
26	1H	1640	C	C6-N1-C2	9.42	124.07	120.30
26	14	2023	G	O5'-P-OP2	-9.42	97.22	105.70
1	13	816	A	C8-N9-C4	-9.40	102.04	105.80
26	1H	1496	A	C6-C5-N7	-9.40	125.72	132.30
26	1H	1616	A	C6-C5-N7	-9.39	125.72	132.30
1	13	690	G	N1-C6-O6	9.39	125.53	119.90
26	1H	1786	A	C4-C5-N7	9.39	115.40	110.70
26	14	1621	U	O5'-P-OP1	-9.39	97.25	105.70
26	1H	1022	G	C8-N9-C4	-9.38	102.65	106.40
25	4K	23	A	O5'-P-OP2	-9.38	97.26	105.70
26	1H	202	U	N1-C2-N3	-9.38	109.27	114.90
26	1H	2392	A	C2-N3-C4	-9.38	105.91	110.60
26	1H	945	A	C4-N9-C1'	9.37	143.16	126.30
26	14	783	A	N3-C4-C5	9.36	133.35	126.80
26	1H	189	G	C8-N9-C4	9.35	110.14	106.40
26	1H	148	C	C6-N1-C2	9.35	124.04	120.30
26	1H	246	C	C6-N1-C2	9.34	124.04	120.30
26	1H	1622	G	N3-C2-N2	-9.34	113.36	119.90

Continued on next page...

Continued from previous page...

Mol	Chain	Res	Type	Atoms	Z	Observed(°)	Ideal(°)
26	1H	2031	A	C2-N3-C4	9.33	115.27	110.60
1	13	320	C	C6-N1-C2	9.33	124.03	120.30
26	14	2338	G	O5 ¹ -P-OP1	-9.33	97.30	105.70
26	14	2713	A	N1-C6-N6	9.31	124.19	118.60
26	14	2873	A	N7-C8-N9	9.31	118.45	113.80
26	1H	1698	A	C4-C5-N7	9.30	115.35	110.70
26	1H	567	A	C4-C5-N7	9.29	115.35	110.70
26	1H	1955	U	N3-C2-O2	-9.29	115.70	122.20
26	1H	2822	G	C5-C6-O6	-9.29	123.03	128.60
26	1H	57	C	O5 ¹ -P-OP2	-9.27	97.36	105.70
26	14	74	A	N1-C2-N3	9.26	133.93	129.30
26	14	676	A	C2-N3-C4	-9.25	105.97	110.60
26	14	1616	A	C2-N3-C4	-9.24	105.98	110.60
1	13	542	G	O5 ¹ -P-OP1	-9.23	97.39	105.70
26	14	1678	G	C8-N9-C4	-9.23	102.71	106.40
26	1H	860	U	C4-C5-C6	9.22	125.23	119.70
26	14	674	G	C5-C6-O6	-9.22	123.07	128.60
26	14	2329	G	C8-N9-C4	9.21	110.09	106.40
26	1H	2018	G	C8-N9-C4	-9.21	102.72	106.40
26	1H	930	U	N3-C4-O4	-9.20	112.96	119.40
26	1H	202	U	C6-N1-C2	9.20	126.52	121.00
26	14	2609	U	O5 ¹ -P-OP2	-9.19	97.43	105.70
26	1H	2689	U	C5-C4-O4	9.19	131.41	125.90
26	14	1678	G	C2-N3-C4	-9.18	107.31	111.90
26	1H	1021	A	N1-C6-N6	9.18	124.11	118.60
26	14	2689	U	C5-C4-O4	9.18	131.41	125.90
26	1H	110	G	C8-N9-C4	9.17	110.07	106.40
26	14	117	G	C5-C6-O6	-9.17	123.10	128.60
26	14	252	G	N1-C6-O6	-9.16	114.40	119.90
26	1H	828	U	N3-C4-O4	-9.16	112.99	119.40
26	14	2490	G	N3-C4-N9	9.15	131.49	126.00
1	13	1354	C	C6-N1-C2	-9.15	116.64	120.30
1	13	623	C	C6-N1-C2	-9.14	116.64	120.30
26	14	155	C	N1-C2-O2	9.14	124.38	118.90
26	1H	2490	G	N3-C4-N9	-9.14	120.52	126.00
26	1H	141	A	C5-N7-C8	-9.13	99.33	103.90
26	1H	1989	G	C5-C6-O6	-9.12	123.13	128.60
26	1H	508	G	C6-C5-N7	-9.12	124.93	130.40
26	1H	2430	A	C4-C5-N7	9.12	115.26	110.70
26	1H	1899	G	N9-C4-C5	9.11	109.04	105.40
26	14	2700	C	C6-N1-C2	9.11	123.94	120.30
26	1H	74	A	C6-C5-N7	-9.11	125.93	132.30

Continued on next page...

Continued from previous page...

Mol	Chain	Res	Type	Atoms	Z	Observed(°)	Ideal(°)
26	14	2169	A	C8-N9-C4	-9.10	102.16	105.80
26	14	2490	G	N7-C8-N9	9.10	117.65	113.10
26	14	2542	A	C8-N9-C4	9.09	109.44	105.80
26	1H	2712	U	C5-C4-O4	9.09	131.35	125.90
26	14	2490	G	N1-C6-O6	9.08	125.35	119.90
26	1H	765	G	N1-C6-O6	9.07	125.34	119.90
26	1H	1678	G	C4-C5-N7	9.06	114.42	110.80
26	1H	2607	G	N1-C6-O6	9.05	125.33	119.90
26	1H	889	C	C6-N1-C2	-9.05	116.68	120.30
26	14	827	U	N1-C2-O2	-9.04	116.47	122.80
26	14	945	A	C5-C6-N6	-9.04	116.47	123.70
26	1H	138	G	C8-N9-C4	-9.04	102.78	106.40
26	1H	815	C	C6-N1-C2	9.04	123.92	120.30
23	2K	77	A	N1-C6-N6	9.03	124.02	118.60
26	14	1616	A	N1-C6-N6	9.02	124.01	118.60
26	14	1332	G	C4-N9-C1'	9.02	138.23	126.50
26	1H	621	A	C6-C5-N7	-9.01	125.99	132.30
26	1H	2607	G	C6-C5-N7	-9.01	124.99	130.40
26	14	2585	U	N1-C2-O2	9.01	129.11	122.80
26	1H	1372	U	C5-C4-O4	-9.00	120.50	125.90
26	1H	1009	A	O5'-P-OP2	-8.99	97.60	105.70
26	1H	512	G	O4'-C1'-N9	8.99	115.39	108.20
26	14	528	A	C2-N3-C4	-8.99	106.10	110.60
26	1H	1364	G	N9-C4-C5	-8.99	101.81	105.40
26	1H	664	C	C2-N3-C4	-8.98	115.41	119.90
29	11	37	LEU	CA-CB-CG	-8.98	94.64	115.30
26	14	1678	G	C5-N7-C8	-8.97	99.81	104.30
26	1H	2246	G	N3-C4-N9	8.97	131.38	126.00
26	1H	1249	U	O5'-P-OP1	-8.96	97.63	105.70
26	14	1786	A	C6-C5-N7	-8.96	126.03	132.30
1	13	703	G	C6-C5-N7	-8.96	125.03	130.40
26	1H	945	A	N9-C4-C5	-8.96	102.22	105.80
26	14	510	C	O5'-P-OP2	-8.95	97.64	105.70
26	1H	1786	A	C5-C6-N1	-8.95	113.23	117.70
1	13	523	A	N1-C6-N6	8.94	123.97	118.60
26	14	676	A	C4-C5-N7	8.94	115.17	110.70
26	14	2477	C	C2-N1-C1'	8.94	128.63	118.80
26	1H	2146	C	N3-C2-O2	-8.93	115.65	121.90
1	13	898	G	O5'-P-OP1	-8.92	97.67	105.70
26	14	1950	G	N3-C4-C5	-8.92	124.14	128.60
26	1H	1270	C	C6-N1-C2	8.91	123.87	120.30
27	16	47	C	C6-N1-C2	8.91	123.87	120.30

Continued on next page...

Continued from previous page...

Mol	Chain	Res	Type	Atoms	Z	Observed(°)	Ideal(°)
26	1H	1379	A	N7-C8-N9	8.91	118.25	113.80
26	1H	71	A	N7-C8-N9	8.90	118.25	113.80
26	14	801	G	N1-C6-O6	-8.90	114.56	119.90
26	14	1380	G	C8-N9-C4	8.90	109.96	106.40
26	1H	2751	G	C8-N9-C4	-8.90	102.84	106.40
26	1H	220	G	C4-C5-N7	8.88	114.35	110.80
26	1H	2751	G	N7-C8-N9	8.88	117.54	113.10
26	1H	692	C	C6-N1-C2	8.88	123.85	120.30
26	14	2473	U	C2-N1-C1'	8.86	128.34	117.70
1	1G	1127	G	N3-C4-C5	-8.86	124.17	128.60
26	14	213	A	C8-N9-C4	8.86	109.34	105.80
26	1H	1021	A	C5-N7-C8	-8.86	99.47	103.90
26	14	785	G	O5'-P-OP2	-8.86	97.73	105.70
26	1H	945	A	C2-N3-C4	-8.85	106.17	110.60
1	1G	51	A	O5'-P-OP1	-8.85	97.73	105.70
26	1H	1606	G	C5-C6-O6	-8.85	123.29	128.60
1	13	1502	A	C4-C5-N7	8.85	115.12	110.70
26	14	2600	A	N9-C4-C5	8.84	109.33	105.80
26	1H	1559	G	N1-C6-O6	8.84	125.20	119.90
26	1H	1698	A	N1-C2-N3	8.84	133.72	129.30
26	14	2374	C	N3-C4-C5	8.83	125.43	121.90
26	1H	1210	A	N1-C6-N6	8.82	123.89	118.60
26	1H	735	A	C8-N9-C4	8.81	109.33	105.80
26	1H	138	G	N7-C8-N9	8.80	117.50	113.10
26	14	71	A	N1-C6-N6	8.80	123.88	118.60
26	1H	210	C	C6-N1-C2	8.80	123.82	120.30
26	14	1899	G	N3-C2-N2	8.80	126.06	119.90
26	1H	1271	G	C8-N9-C4	8.80	109.92	106.40
26	1H	1972	A	N1-C6-N6	8.79	123.88	118.60
26	1H	1616	A	O4'-C1'-N9	8.79	115.23	108.20
26	14	670	A	C8-N9-C4	8.79	109.31	105.80
26	1H	2032	G	C6-C5-N7	-8.78	125.13	130.40
26	14	2163	C	C2-N1-C1'	8.78	128.46	118.80
26	1H	2700	C	C6-N1-C2	8.77	123.81	120.30
24	3L	62	C	C6-N1-C2	-8.77	116.79	120.30
1	13	1489	G	C8-N9-C4	8.76	109.91	106.40
26	1H	1899	G	N1-C2-N3	8.75	129.15	123.90
26	14	2477	C	N1-C2-O2	8.75	124.15	118.90
26	1H	930	U	C5-C4-O4	8.75	131.15	125.90
26	1H	1332	G	N1-C6-O6	8.74	125.14	119.90
1	1G	117	G	N1-C6-O6	8.74	125.14	119.90
1	1G	909	A	N1-C6-N6	8.73	123.84	118.60

Continued on next page...

Continued from previous page...

Mol	Chain	Res	Type	Atoms	Z	Observed(°)	Ideal(°)
26	1H	1773	A	O5'-P-OP2	-8.72	97.85	105.70
26	1H	2374	C	C5-C6-N1	-8.72	116.64	121.00
26	1H	1566	A	O5'-P-OP2	-8.72	97.85	105.70
26	1H	2595	G	C4-C5-N7	8.72	114.29	110.80
26	1H	181	A	N1-C6-N6	-8.72	113.37	118.60
26	1H	2392	A	C4-C5-N7	8.70	115.05	110.70
26	1H	220	G	N1-C6-O6	8.70	125.12	119.90
26	1H	1624	G	C8-N9-C4	8.70	109.88	106.40
26	1H	2146	C	C2-N1-C1'	8.70	128.37	118.80
1	13	422	C	P-O3'-C3'	8.69	130.13	119.70
26	1H	2036	C	C6-N1-C2	-8.69	116.82	120.30
26	14	1268	A	O5'-P-OP1	-8.69	97.88	105.70
26	1H	1678	G	N3-C4-C5	8.69	132.94	128.60
26	14	121	G	C5-C6-O6	-8.66	123.40	128.60
26	1H	815	C	N3-C4-C5	8.66	125.36	121.90
26	1H	138	G	C5-N7-C8	-8.66	99.97	104.30
26	14	1021	A	C2-N3-C4	-8.66	106.27	110.60
26	14	1379	A	C4-C5-N7	8.66	115.03	110.70
26	14	2518	A	C6-C5-N7	-8.66	126.24	132.30
26	1H	2476	A	C8-N9-C4	-8.65	102.34	105.80
26	14	828	U	C5-C4-O4	8.64	131.08	125.90
1	13	36	C	C6-N1-C2	-8.64	116.84	120.30
26	1H	1210	A	C5-N7-C8	-8.64	99.58	103.90
26	14	1786	A	C5-C6-N1	-8.63	113.39	117.70
26	1H	1332	G	N7-C8-N9	8.62	117.41	113.10
26	1H	64	A	N1-C6-N6	-8.62	113.43	118.60
26	1H	141	A	C4-C5-N7	8.61	115.01	110.70
26	1H	1829	A	O5'-P-OP1	-8.62	97.95	105.70
1	1G	1301	U	N1-C2-O2	8.61	128.83	122.80
26	14	621	A	C2-N3-C4	-8.61	106.30	110.60
26	14	684	G	C8-N9-C4	-8.61	102.96	106.40
26	14	2598	A	O5'-P-OP1	-8.60	97.96	105.70
26	14	774	A	C4-C5-N7	8.59	115.00	110.70
26	14	2329	G	C5-C6-O6	-8.59	123.44	128.60
26	1H	664	C	C6-N1-C2	8.59	123.74	120.30
26	1H	676	A	O4'-C1'-N9	8.59	115.07	108.20
26	14	1380	G	N9-C4-C5	-8.59	101.97	105.40
43	A8	110	LEU	CA-CB-CG	8.59	135.05	115.30
26	1H	860	U	N3-C2-O2	-8.58	116.19	122.20
26	14	1899	G	C6-C5-N7	-8.58	125.25	130.40
26	1H	945	A	C5-C6-N6	-8.58	116.84	123.70
26	14	2275	C	P-O3'-C3'	8.57	129.99	119.70

Continued on next page...

Continued from previous page...

Mol	Chain	Res	Type	Atoms	Z	Observed(°)	Ideal(°)
1	13	1227	A	C5-N7-C8	-8.56	99.62	103.90
26	1H	1201	C	N3-C2-O2	8.56	127.89	121.90
26	1H	2581	G	C6-C5-N7	-8.56	125.26	130.40
26	14	1786	A	N1-C6-N6	8.56	123.73	118.60
1	13	968	A	N1-C6-N6	8.55	123.73	118.60
26	1H	71	A	N1-C2-N3	8.55	133.58	129.30
26	14	1820	U	C5-C6-N1	-8.55	118.42	122.70
26	14	2500	U	O5'-P-OP2	-8.55	98.00	105.70
26	1H	2346	A	N7-C8-N9	8.55	118.08	113.80
1	1G	483	C	C6-N1-C2	8.55	123.72	120.30
26	1H	859	G	N3-C4-C5	8.54	132.87	128.60
26	14	2374	C	C6-N1-C2	8.54	123.72	120.30
26	14	2518	A	C4-C5-N7	8.54	114.97	110.70
26	1H	1333	C	C5-C4-N4	-8.53	114.23	120.20
26	1H	324	A	O5'-P-OP1	-8.52	98.03	105.70
26	1H	2606	C	N1-C2-O2	-8.52	113.79	118.90
26	14	2286	A	O5'-P-OP2	-8.52	98.03	105.70
1	13	974	A	O4'-C1'-N9	8.51	115.01	108.20
26	14	1602	U	O5'-P-OP2	8.51	120.91	110.70
26	14	1698	A	C4-C5-N7	8.51	114.95	110.70
26	1H	2450	A	O5'-P-OP2	-8.51	98.05	105.70
26	1H	2023	G	N3-C2-N2	-8.49	113.95	119.90
26	1H	2506	U	N1-C2-O2	8.49	128.74	122.80
26	1H	791	C	C6-N1-C2	8.48	123.69	120.30
26	1H	141	A	N1-C6-N6	8.48	123.69	118.60
26	1H	528	A	O4'-C1'-N9	-8.47	101.43	108.20
26	1H	689	A	O5'-P-OP2	-8.46	98.08	105.70
1	13	1301	U	C2-N1-C1'	8.46	127.86	117.70
26	1H	1268	A	C2-N3-C4	-8.46	106.37	110.60
26	1H	1364	G	C4-C5-N7	8.46	114.18	110.80
26	1H	2330	G	C8-N9-C4	8.46	109.78	106.40
26	1H	1606	G	N9-C4-C5	-8.45	102.02	105.40
26	14	945	A	C4-C5-C6	8.45	121.23	117.00
26	1H	71	A	O4'-C1'-N9	-8.45	101.44	108.20
26	14	121	G	C6-C5-N7	-8.45	125.33	130.40
26	1H	1829	A	N1-C6-N6	-8.45	113.53	118.60
26	1H	945	A	C8-N9-C1'	-8.44	112.51	127.70
26	1H	1403	C	O5'-P-OP2	-8.44	98.11	105.70
26	14	2346	A	N1-C6-N6	8.44	123.66	118.60
23	2K	77	A	C5-C6-N6	-8.44	116.95	123.70
26	14	2688	U	C5-C4-O4	8.43	130.96	125.90
1	13	1502	A	C2-N3-C4	-8.43	106.39	110.60

Continued on next page...

Continued from previous page...

Mol	Chain	Res	Type	Atoms	Z	Observed(°)	Ideal(°)
26	14	74	A	C5-N7-C8	-8.43	99.69	103.90
26	14	939	G	N1-C6-O6	8.43	124.96	119.90
26	14	1899	G	N7-C8-N9	8.43	117.31	113.10
26	14	2779	U	N3-C2-O2	-8.43	116.30	122.20
26	1H	2779	U	C5-C4-O4	8.43	130.96	125.90
26	14	1678	G	N7-C8-N9	8.43	117.31	113.10
26	1H	698	C	C6-N1-C2	8.42	123.67	120.30
26	1H	1022	G	N9-C4-C5	8.42	108.77	105.40
26	14	827	U	N3-C2-O2	8.42	128.09	122.20
26	1H	1272	A	O5'-P-OP2	-8.41	98.13	105.70
26	1H	2250	G	C8-N9-C4	-8.40	103.04	106.40
23	2K	21	U	C2-N1-C1'	8.39	127.77	117.70
23	2K	77	A	N9-C4-C5	-8.39	102.44	105.80
26	14	2713	A	C6-C5-N7	-8.39	126.43	132.30
26	14	71	A	C2-N3-C4	-8.38	106.41	110.60
26	1H	2688	U	N3-C2-O2	-8.38	116.33	122.20
1	1G	1354	C	C5-C6-N1	8.38	125.19	121.00
26	1H	1606	G	N1-C6-O6	8.38	124.93	119.90
26	1H	2710	C	C6-N1-C2	8.37	123.65	120.30
26	14	2443	C	C6-N1-C2	-8.36	116.96	120.30
26	1H	2330	G	N9-C4-C5	-8.35	102.06	105.40
26	14	1322	A	N1-C6-N6	8.35	123.61	118.60
26	14	2169	A	C4-C5-C6	8.35	121.17	117.00
1	13	524	G	N1-C6-O6	8.34	124.91	119.90
26	1H	1393	A	O5'-P-OP2	-8.34	98.19	105.70
1	13	1200	C	N1-C2-O2	8.33	123.90	118.90
24	3K	13	C	C6-N1-C2	-8.33	116.97	120.30
26	1H	1786	A	N1-C6-N6	8.33	123.60	118.60
26	14	1771	C	N1-C2-O2	-8.32	113.91	118.90
26	14	774	A	C5-C6-N1	-8.32	113.54	117.70
26	14	2062	A	C4-C5-C6	-8.32	112.84	117.00
26	14	1698	A	C2-N3-C4	-8.31	106.44	110.60
26	1H	470	A	O5'-P-OP1	-8.30	98.23	105.70
23	2K	21	U	N1-C2-O2	8.29	128.61	122.80
26	1H	2688	U	N3-C4-O4	-8.29	113.59	119.40
26	14	2518	A	C5-N7-C8	-8.29	99.75	103.90
1	13	1260	C	C6-N1-C2	-8.29	116.98	120.30
1	13	690	G	C5-C6-O6	-8.27	123.64	128.60
1	13	84	U	C6-N1-C2	-8.27	116.04	121.00
26	14	917	A	O5'-P-OP1	-8.27	98.26	105.70
26	14	2688	U	N3-C2-O2	-8.27	116.41	122.20
1	1G	1519	A	C8-N9-C4	-8.26	102.50	105.80

Continued on next page...

Continued from previous page...

Mol	Chain	Res	Type	Atoms	Z	Observed(°)	Ideal(°)
26	14	2433	A	N1-C6-N6	8.26	123.55	118.60
26	1H	2830	G	C6-C5-N7	-8.25	125.45	130.40
26	14	205	G	C8-N9-C4	8.24	109.70	106.40
26	1H	962	G	O5'-P-OP1	-8.24	98.28	105.70
1	1G	576	G	C6-C5-N7	-8.23	125.46	130.40
26	1H	85	G	O5'-P-OP1	8.22	120.57	110.70
26	1H	676	A	C5-C6-N1	-8.22	113.59	117.70
43	65	110	LEU	CA-CB-CG	8.22	134.20	115.30
26	14	1790	C	N3-C2-O2	8.21	127.65	121.90
26	1H	2417	C	O5'-P-OP2	-8.21	98.31	105.70
36	38	44	LEU	CA-CB-CG	8.21	134.18	115.30
26	1H	2375	G	C8-N9-C4	8.21	109.68	106.40
26	1H	2392	A	C6-C5-N7	-8.20	126.56	132.30
26	1H	1271	G	N9-C4-C5	-8.20	102.12	105.40
1	13	775	G	N1-C6-O6	8.20	124.82	119.90
26	1H	621	A	N7-C8-N9	8.19	117.89	113.80
26	1H	2713	A	C8-N9-C4	-8.19	102.53	105.80
26	14	922	U	O5'-P-OP1	-8.18	98.34	105.70
26	14	2688	U	C5-C6-N1	-8.18	118.61	122.70
26	14	2610	C	N1-C2-O2	8.18	123.81	118.90
26	14	2490	G	C8-N9-C1'	-8.18	116.37	127.00
1	13	85	U	C5-C6-N1	8.18	126.79	122.70
26	1H	463	G	N1-C2-N2	-8.18	108.84	116.20
26	14	462	C	O5'-P-OP1	-8.17	98.34	105.70
26	1H	1520	U	C6-N1-C2	-8.17	116.10	121.00
26	14	2088	G	C4-C5-N7	8.17	114.07	110.80
27	16	115	G	C6-C5-N7	-8.16	125.50	130.40
50	H8	59	LEU	CA-CB-CG	8.16	134.08	115.30
26	14	2163	C	N1-C2-O2	8.16	123.80	118.90
26	1H	609	A	N1-C6-N6	8.16	123.50	118.60
26	1H	459	U	O5'-P-OP2	-8.16	98.36	105.70
26	1H	2331	G	C8-N9-C4	8.15	109.66	106.40
26	14	244	A	N1-C6-N6	8.15	123.49	118.60
26	1H	812	C	N1-C2-O2	-8.15	114.01	118.90
26	1H	728	G	C8-N9-C4	8.15	109.66	106.40
26	14	569	U	C5-C6-N1	-8.15	118.62	122.70
26	1H	2465	C	C5-C6-N1	-8.15	116.93	121.00
33	51	153	LYS	C-N-CD	-8.15	102.68	120.60
27	16	100	G	C8-N9-C4	8.14	109.66	106.40
26	14	2433	A	C6-C5-N7	-8.14	126.60	132.30
26	1H	1324	G	N1-C6-O6	8.13	124.78	119.90
26	1H	330	A	N1-C2-N3	8.13	133.37	129.30

Continued on next page...

Continued from previous page...

Mol	Chain	Res	Type	Atoms	Z	Observed(°)	Ideal(°)
26	1H	115	C	C5-C4-N4	-8.13	114.51	120.20
26	1H	1617	C	O5'-P-OP1	-8.13	98.38	105.70
26	1H	2477	C	C6-N1-C2	-8.13	117.05	120.30
26	14	783	A	C5-C6-N1	-8.13	113.64	117.70
1	13	1502	A	C6-C5-N7	-8.13	126.61	132.30
26	1H	2426	A	C8-N9-C4	-8.12	102.55	105.80
1	1G	890	G	O4'-C1'-N9	8.12	114.70	108.20
26	14	2169	A	N3-C4-C5	-8.12	121.12	126.80
26	14	2355	C	C2-N1-C1'	8.12	127.73	118.80
1	13	1404	C	N3-C4-C5	8.11	125.14	121.90
26	1H	2385	C	O5'-P-OP2	-8.11	98.40	105.70
26	14	2713	A	N7-C8-N9	8.11	117.85	113.80
1	13	968	A	N9-C4-C5	-8.10	102.56	105.80
1	13	1482	G	O5'-P-OP2	-8.10	98.41	105.70
26	14	694	U	O5'-P-OP2	-8.10	98.41	105.70
26	1H	1899	G	C8-N9-C4	-8.10	103.16	106.40
26	1H	122	G	C2-N3-C4	-8.08	107.86	111.90
2	1E	187	LEU	CA-CB-CG	8.07	133.87	115.30
26	1H	192	C	C6-N1-C2	8.07	123.53	120.30
26	14	1899	G	C2-N3-C4	-8.07	107.86	111.90
26	14	2392	A	C5-C6-N1	-8.07	113.66	117.70
26	1H	2710	C	C5-C6-N1	-8.07	116.97	121.00
26	14	1698	A	C6-C5-N7	-8.06	126.66	132.30
26	1H	688	U	C5-C6-N1	-8.06	118.67	122.70
26	1H	2490	G	N7-C8-N9	8.06	117.13	113.10
26	14	1308	A	N1-C6-N6	-8.06	113.77	118.60
26	1H	1839	G	N9-C4-C5	-8.05	102.18	105.40
26	1H	2287	A	C5-C6-N1	-8.05	113.67	117.70
26	14	1698	A	C5-N7-C8	-8.05	99.88	103.90
26	14	2313	C	C6-N1-C2	-8.05	117.08	120.30
26	1H	783	A	N1-C2-N3	8.04	133.32	129.30
26	1H	1914	C	C6-N1-C2	-8.04	117.08	120.30
26	1H	1210	A	C6-C5-N7	-8.04	126.67	132.30
1	1G	631	G	O4'-C1'-N9	8.04	114.63	108.20
26	14	2301	C	C6-N1-C2	-8.04	117.08	120.30
26	1H	1204	A	N1-C6-N6	8.04	123.42	118.60
26	14	2726	U	N3-C4-O4	-8.04	113.77	119.40
26	1H	989	G	C5-C6-O6	-8.03	123.78	128.60
26	1H	917	A	N1-C6-N6	8.03	123.42	118.60
26	14	1142	U	C2-N1-C1'	8.03	127.33	117.70
26	1H	194	G	N7-C8-N9	-8.02	109.09	113.10
26	1H	1307	A	N1-C6-N6	8.02	123.41	118.60

Continued on next page...

Continued from previous page...

Mol	Chain	Res	Type	Atoms	Z	Observed(°)	Ideal(°)
26	1H	1602	U	C5-C6-N1	-8.01	118.69	122.70
1	1G	108	G	C5-C6-O6	-8.01	123.79	128.60
26	1H	140	A	C5-C6-N6	-8.01	117.29	123.70
26	14	132	G	C5-C6-N1	-8.01	107.49	111.50
26	1H	841	A	N1-C6-N6	8.01	123.41	118.60
26	14	1992	G	N3-C4-C5	-8.01	124.60	128.60
26	1H	110	G	N9-C4-C5	-8.01	102.20	105.40
26	14	1790	C	N1-C2-O2	-8.00	114.10	118.90
26	1H	1665	A	O5'-P-OP1	-8.00	98.50	105.70
26	14	1597	A	O5'-P-OP2	-7.99	98.51	105.70
1	13	1053	G	C8-N9-C4	7.99	109.60	106.40
26	1H	2346	A	C5-N7-C8	-7.99	99.91	103.90
26	1H	755	C	C4-C5-C6	7.98	121.39	117.40
26	1H	2518	A	C6-C5-N7	-7.98	126.71	132.30
1	13	1227	A	C2-N3-C4	-7.98	106.61	110.60
26	14	2518	A	N9-C4-C5	-7.98	102.61	105.80
26	1H	1807	G	C8-N9-C4	7.98	109.59	106.40
26	1H	2063	C	C6-N1-C2	7.97	123.49	120.30
26	1H	2518	A	C5-N7-C8	-7.97	99.91	103.90
26	1H	1528	A	C5-N7-C8	-7.96	99.92	103.90
26	1H	1950	G	O4'-C1'-N9	7.96	114.57	108.20
26	1H	1310	G	C5-C6-O6	-7.96	123.83	128.60
26	1H	1611	C	C6-N1-C2	7.96	123.48	120.30
26	14	312	G	O5'-P-OP1	-7.96	98.54	105.70
26	1H	2252	G	C8-N9-C4	7.95	109.58	106.40
1	13	767	A	O5'-P-OP1	-7.95	98.55	105.70
26	1H	2275	C	OP1-P-O3'	7.95	122.69	105.20
26	1H	1990	C	C6-N1-C2	-7.94	117.12	120.30
1	13	1502	A	C5-N7-C8	-7.93	99.93	103.90
26	14	2572	A	O5'-P-OP1	-7.93	98.56	105.70
1	1G	108	G	N1-C6-O6	7.93	124.66	119.90
26	14	1328	G	N1-C6-O6	7.93	124.66	119.90
26	14	454	A	O5'-P-OP2	-7.92	98.57	105.70
26	14	2873	A	C5-C6-N1	-7.92	113.74	117.70
26	14	1963	U	N1-C2-O2	7.92	128.34	122.80
26	1H	2544	G	N1-C6-O6	7.92	124.65	119.90
26	1H	2331	G	N1-C6-O6	7.91	124.65	119.90
27	16	8	U	O5'-P-OP1	7.91	120.19	110.70
26	14	2403	C	C6-N1-C2	-7.91	117.14	120.30
26	1H	2439	A	P-O3'-C3'	7.91	129.19	119.70
26	1H	2346	A	O5'-P-OP1	-7.91	98.58	105.70
1	1G	519	C	C6-N1-C2	7.91	123.46	120.30

Continued on next page...

Continued from previous page...

Mol	Chain	Res	Type	Atoms	Z	Observed(°)	Ideal(°)
26	14	1332	G	C8-N9-C4	-7.91	103.24	106.40
26	1H	2554	U	O5'-P-OP1	-7.90	98.59	105.70
26	1H	2358	G	N3-C2-N2	-7.90	114.37	119.90
26	1H	1394	U	O5'-P-OP2	7.89	120.17	110.70
26	1H	956	G	N1-C6-O6	7.89	124.63	119.90
26	1H	2830	G	C5-N7-C8	-7.89	100.36	104.30
26	14	676	A	O4'-C1'-N9	7.88	114.51	108.20
45	C8	97	ASP	CB-CG-OD1	7.88	125.39	118.30
26	1H	918	A	O5'-P-OP1	-7.88	98.61	105.70
26	1H	180	G	C8-N9-C4	7.87	109.55	106.40
26	14	1763	G	O5'-P-OP2	-7.87	98.62	105.70
26	1H	1210	A	C2-N3-C4	-7.87	106.67	110.60
26	14	918	A	N7-C8-N9	7.87	117.73	113.80
26	1H	915	C	N1-C2-O2	7.86	123.62	118.90
26	1H	2503	A	N9-C4-C5	-7.86	102.66	105.80
1	13	2	U	C2-N1-C1'	7.85	127.12	117.70
26	1H	181	A	C5-C6-N6	7.85	129.98	123.70
26	1H	966	G	C5-C6-O6	7.84	133.31	128.60
26	14	121	G	C4-C5-N7	7.84	113.94	110.80
26	14	974(A)	C	N1-C2-O2	7.84	123.60	118.90
26	1H	1983	C	C6-N1-C2	7.84	123.44	120.30
26	14	59	U	C5-C4-O4	7.84	130.60	125.90
26	1H	258	G	N3-C2-N2	7.83	125.38	119.90
1	13	476	G	C8-N9-C4	-7.83	103.27	106.40
26	1H	1070	A	O4'-C1'-N9	7.83	114.47	108.20
26	1H	2448	A	N9-C4-C5	7.83	108.93	105.80
36	38	117	LEU	CA-CB-CG	7.83	133.30	115.30
26	14	1616	A	N7-C8-N9	7.83	117.71	113.80
26	1H	1989	G	N3-C2-N2	-7.82	114.43	119.90
26	14	74	A	N7-C8-N9	7.82	117.71	113.80
26	14	1961	C	C6-N1-C2	7.82	123.43	120.30
26	1H	2346	A	C6-C5-N7	-7.82	126.83	132.30
26	1H	1223	C	N1-C2-O2	-7.82	114.21	118.90
26	1H	148	C	C5-C6-N1	-7.81	117.09	121.00
26	1H	658	C	O5'-P-OP2	-7.81	98.67	105.70
26	1H	1254	A	N1-C6-N6	7.81	123.28	118.60
1	13	762	C	C6-N1-C2	7.80	123.42	120.30
26	1H	1379	A	C4-C5-N7	7.80	114.60	110.70
26	1H	330	A	C5-N7-C8	-7.80	100.00	103.90
26	14	1612	C	C6-N1-C2	7.80	123.42	120.30
59	Q8	47	LYS	N-CA-C	-7.80	89.94	111.00
26	14	211	A	N1-C6-N6	7.80	123.28	118.60

Continued on next page...

Continued from previous page...

Mol	Chain	Res	Type	Atoms	Z	Observed(°)	Ideal(°)
26	1H	71	A	C5-C6-N6	-7.79	117.46	123.70
26	14	188	G	C8-N9-C4	7.79	109.52	106.40
26	1H	1559	G	N3-C4-C5	7.79	132.50	128.60
26	1H	829	A	C2-N3-C4	-7.79	106.70	110.60
26	1H	1210	A	N7-C8-N9	7.79	117.69	113.80
26	1H	2607	G	C5-C6-O6	-7.79	123.93	128.60
26	1H	676	A	N7-C8-N9	7.78	117.69	113.80
26	1H	318	C	O5'-P-OP1	-7.78	98.70	105.70
26	14	783	A	C5-C6-N6	-7.78	117.47	123.70
26	14	971	C	C6-N1-C2	-7.78	117.19	120.30
1	1G	1301	U	C2-N1-C1'	7.78	127.03	117.70
1	13	266	G	C4-C5-N7	7.78	113.91	110.80
26	1H	2436	G	N3-C2-N2	-7.78	114.46	119.90
26	1H	138	G	O4'-C1'-N9	7.77	114.42	108.20
27	16	115	G	N9-C4-C5	-7.77	102.29	105.40
1	13	402	G	O5'-P-OP2	-7.76	98.71	105.70
26	1H	1308	A	N1-C6-N6	-7.76	113.94	118.60
26	1H	945	A	C5-C6-N1	-7.76	113.82	117.70
26	1H	2287	A	N1-C2-N3	7.76	133.18	129.30
26	14	774	A	C5-N7-C8	-7.75	100.02	103.90
26	14	2062	A	C4-N9-C1'	-7.75	112.34	126.30
1	13	880	C	C6-N1-C2	7.75	123.40	120.30
26	1H	755	C	N3-C4-C5	-7.75	118.80	121.90
26	1H	1247	A	C8-N9-C4	7.75	108.90	105.80
26	1H	1394	U	C5-C6-N1	7.75	126.58	122.70
26	1H	528	A	N3-C4-C5	7.75	132.22	126.80
26	14	1395	A	O4'-C1'-N9	7.75	114.40	108.20
26	14	1678	G	N3-C4-C5	7.75	132.47	128.60
26	14	1899	G	C8-N9-C4	-7.75	103.30	106.40
26	1H	1818	U	O5'-P-OP2	-7.74	98.73	105.70
26	1H	28	A	N1-C6-N6	7.74	123.24	118.60
26	1H	898	C	C2-N1-C1'	7.73	127.31	118.80
26	1H	1616	A	N7-C8-N9	7.73	117.67	113.80
26	1H	140	A	C8-N9-C4	-7.73	102.71	105.80
26	14	1695	G	N3-C4-N9	7.73	130.64	126.00
26	14	188	G	N9-C4-C5	-7.72	102.31	105.40
26	14	945	A	N1-C2-N3	7.72	133.16	129.30
26	1H	508	G	C4-C5-N7	7.72	113.89	110.80
26	1H	2288	A	N1-C6-N6	7.72	123.23	118.60
26	1H	822	U	O5'-P-OP2	-7.71	98.76	105.70
26	1H	1193	G	N7-C8-N9	-7.71	109.24	113.10
26	14	689	A	O5'-P-OP2	-7.71	98.76	105.70

Continued on next page...

Continued from previous page...

Mol	Chain	Res	Type	Atoms	Z	Observed(°)	Ideal(°)
26	1H	220	G	C6-C5-N7	-7.71	125.77	130.40
26	14	2001	A	N1-C6-N6	7.71	123.23	118.60
26	14	1696	G	O5'-P-OP2	-7.71	98.76	105.70
26	1H	668	G	C8-N9-C4	7.71	109.48	106.40
26	1H	225	A	C8-N9-C4	7.70	108.88	105.80
26	1H	1026	U	C2-N1-C1'	-7.70	108.46	117.70
26	14	1135	C	N1-C2-O2	7.70	123.52	118.90
53	K8	32	LEU	CA-CB-CG	7.70	133.00	115.30
26	1H	2287	A	N1-C6-N6	7.69	123.22	118.60
26	1H	271(B)	G	N3-C4-C5	-7.69	124.75	128.60
26	1H	1204	A	C6-C5-N7	-7.69	126.92	132.30
26	14	2688	U	N3-C4-O4	-7.69	114.02	119.40
26	1H	74	A	C8-N9-C4	-7.69	102.72	105.80
26	14	1787	A	O5'-P-OP1	-7.68	98.78	105.70
26	1H	472	A	O5'-P-OP2	-7.68	98.79	105.70
26	1H	528	A	C2-N3-C4	-7.68	106.76	110.60
26	1H	752	A	P-O3'-C3'	7.68	128.91	119.70
26	1H	2241	A	N1-C6-N6	-7.67	114.00	118.60
26	1H	1764	G	C5-C6-O6	7.67	133.20	128.60
26	1H	2822	G	C4-C5-N7	7.67	113.87	110.80
1	13	1519	A	C5-C6-N6	7.67	129.84	123.70
27	1J	114	G	C8-N9-C4	7.67	109.47	106.40
1	13	888	G	N1-C6-O6	7.67	124.50	119.90
26	1H	2157	G	P-O3'-C3'	7.67	128.90	119.70
26	1H	2377	A	C2-N3-C4	-7.67	106.77	110.60
26	1H	115	C	N3-C4-N4	7.66	123.36	118.00
1	1G	1502	A	N1-C2-N3	7.66	133.13	129.30
26	14	1661	G	C2-N3-C4	-7.65	108.07	111.90
26	14	2210	G	C4-N9-C1'	7.65	136.44	126.50
26	1H	463	G	N3-C2-N2	7.65	125.25	119.90
26	1H	1971	A	O5'-P-OP2	-7.64	98.82	105.70
26	14	307	G	O5'-P-OP2	-7.64	98.82	105.70
26	1H	1136	G	O5'-P-OP2	-7.64	98.83	105.70
26	14	1616	A	C6-C5-N7	-7.64	126.95	132.30
26	14	1142	U	N1-C2-O2	7.63	128.15	122.80
26	14	1613	G	N3-C2-N2	7.63	125.24	119.90
26	14	27	G	N3-C4-N9	-7.63	121.42	126.00
26	1H	2323	G	C8-N9-C4	7.63	109.45	106.40
26	14	2690	C	N1-C2-O2	7.63	123.48	118.90
26	1H	528	A	C5-N7-C8	-7.63	100.09	103.90
26	1H	1492	G	N1-C6-O6	7.63	124.48	119.90
26	14	2258	C	N3-C4-N4	7.63	123.34	118.00

Continued on next page...

Continued from previous page...

Mol	Chain	Res	Type	Atoms	Z	Observed(°)	Ideal(°)
1	13	970	C	N1-C2-O2	7.63	123.48	118.90
1	13	524	G	C4-C5-N7	7.62	113.85	110.80
26	14	1914	C	N3-C2-O2	-7.62	116.56	121.90
26	14	2713	A	C2-N3-C4	-7.62	106.79	110.60
26	1H	528	A	N1-C6-N6	7.62	123.17	118.60
26	14	970	C	N1-C2-O2	-7.62	114.33	118.90
26	1H	2502	G	N3-C4-C5	-7.61	124.80	128.60
57	O8	34	LEU	CA-CB-CG	7.61	132.81	115.30
1	13	888	G	C2-N3-C4	-7.61	108.10	111.90
1	13	1504	G	O5'-P-OP1	-7.61	98.85	105.70
26	1H	245	G	O5'-P-OP1	-7.61	98.85	105.70
26	1H	966	G	N1-C6-O6	-7.61	115.33	119.90
26	1H	2779	U	N3-C2-O2	-7.61	116.88	122.20
26	14	1345	C	C6-N1-C2	-7.61	117.26	120.30
1	13	795	C	C5-C6-N1	-7.60	117.20	121.00
26	14	791	C	C6-N1-C2	7.60	123.34	120.30
26	14	2392	A	C2-N3-C4	-7.60	106.80	110.60
24	3L	49	C	C6-N1-C2	-7.60	117.26	120.30
1	13	690	G	C4-C5-C6	7.60	123.36	118.80
26	14	2542	A	N7-C8-N9	-7.60	110.00	113.80
26	14	1885	A	C8-N9-C4	7.59	108.84	105.80
1	13	1469	G	N7-C8-N9	7.59	116.89	113.10
26	1H	508	G	N3-C4-N9	7.59	130.55	126.00
27	1J	84	C	C6-N1-C2	7.59	123.33	120.30
40	35	45	LEU	CA-CB-CG	7.58	132.74	115.30
26	1H	1614	A	C5-N7-C8	-7.58	100.11	103.90
26	14	783	A	N1-C2-N3	7.58	133.09	129.30
23	2K	21	U	N3-C2-O2	-7.57	116.90	122.20
24	3K	5	C	C6-N1-C2	-7.57	117.27	120.30
26	1H	600	G	C8-N9-C4	7.57	109.43	106.40
26	1H	202	U	C4-C5-C6	-7.57	115.16	119.70
1	13	703	G	C4-N9-C1'	7.57	136.34	126.50
26	1H	2506	U	N3-C2-O2	-7.57	116.90	122.20
22	1L	17	U	O4'-C1'-N1	7.57	114.25	108.20
26	14	2111	C	C2-N1-C1'	7.57	127.12	118.80
26	14	2386	C	C6-N1-C2	7.57	123.33	120.30
26	1H	330	A	N1-C6-N6	7.56	123.14	118.60
26	1H	1899	G	C4-N9-C1'	-7.56	116.67	126.50
26	1H	2476	A	C2-N3-C4	7.56	114.38	110.60
26	1H	1989	G	N1-C6-O6	7.56	124.44	119.90
26	14	929	G	C6-C5-N7	-7.56	125.87	130.40
26	1H	220	G	C5-C6-O6	-7.55	124.07	128.60

Continued on next page...

Continued from previous page...

Mol	Chain	Res	Type	Atoms	Z	Observed(°)	Ideal(°)
26	1H	634	C	O5'-P-OP2	-7.55	98.90	105.70
26	1H	482	A	C8-N9-C4	-7.55	102.78	105.80
26	1H	2275	C	C6-N1-C2	-7.55	117.28	120.30
26	1H	198	C	N3-C4-C5	7.54	124.92	121.90
26	14	49	A	P-O3'-C3'	7.54	128.75	119.70
1	13	687	A	P-O3'-C3'	7.54	128.75	119.70
26	14	744	G	O5'-P-OP2	-7.54	98.91	105.70
26	1H	845	G	C8-N9-C1'	7.54	136.80	127.00
26	14	1858	G	N1-C6-O6	7.53	124.42	119.90
26	1H	2822	G	N1-C6-O6	7.53	124.42	119.90
26	14	2088	G	N9-C4-C5	-7.53	102.39	105.40
26	14	1984	G	C8-N9-C4	7.53	109.41	106.40
26	1H	1751	C	C6-N1-C2	7.52	123.31	120.30
26	1H	530	G	N3-C2-N2	7.51	125.16	119.90
26	1H	973	A	C2-N3-C4	-7.51	106.84	110.60
26	1H	1957	C	C5-C6-N1	-7.51	117.25	121.00
26	1H	2287	A	N3-C4-C5	7.51	132.06	126.80
1	13	112	G	C4-C5-N7	7.50	113.80	110.80
26	1H	2277	G	N1-C6-O6	-7.50	115.40	119.90
26	14	2873	A	C4-C5-N7	7.50	114.45	110.70
26	1H	2036	C	N3-C4-C5	-7.50	118.90	121.90
26	1H	1616	A	C5-C6-N6	-7.49	117.71	123.70
26	14	774	A	N9-C4-C5	-7.49	102.80	105.80
26	14	2593	U	N3-C4-C5	7.49	119.09	114.60
26	1H	265	A	C5-N7-C8	-7.49	100.16	103.90
26	1H	691	C	N1-C2-O2	-7.49	114.41	118.90
1	1G	117	G	C6-C5-N7	-7.49	125.91	130.40
26	1H	593	G	N1-C2-N3	7.48	128.39	123.90
26	14	130	C	N3-C4-C5	7.48	124.89	121.90
27	16	115	G	C4-C5-N7	7.48	113.79	110.80
57	O8	36	LEU	CA-CB-CG	7.48	132.51	115.30
26	1H	148	C	N3-C4-C5	7.48	124.89	121.90
26	14	2613	U	O5'-P-OP2	-7.48	98.97	105.70
26	1H	2438	U	O5'-P-OP2	-7.48	98.97	105.70
26	1H	1564	C	C6-N1-C2	-7.48	117.31	120.30
26	1H	729	G	N9-C4-C5	7.47	108.39	105.40
1	1G	1415	G	N9-C4-C5	-7.47	102.41	105.40
26	14	2163	C	N3-C2-O2	-7.47	116.67	121.90
26	14	2713	A	C4-C5-N7	7.47	114.44	110.70
26	1H	1340	U	C5-C4-O4	-7.47	121.42	125.90
1	1G	899	C	N1-C2-O2	7.46	123.38	118.90
26	14	2689	U	N3-C4-O4	-7.46	114.17	119.40

Continued on next page...

Continued from previous page...

Mol	Chain	Res	Type	Atoms	Z	Observed(°)	Ideal(°)
26	1H	1764	G	N1-C6-O6	-7.46	115.42	119.90
26	14	1950	G	N3-C4-N9	7.46	130.47	126.00
26	1H	330	A	C4-C5-N7	7.46	114.43	110.70
26	1H	2584	U	N3-C2-O2	-7.45	116.98	122.20
26	1H	85	G	O5'-P-OP2	-7.45	99.00	105.70
26	1H	74	A	C5-C6-N1	-7.45	113.98	117.70
1	1G	320	C	C6-N1-C2	7.44	123.28	120.30
26	1H	1240	U	O5'-P-OP2	-7.44	99.00	105.70
26	1H	2246	G	N9-C4-C5	-7.44	102.42	105.40
26	1H	445	C	C6-N1-C2	-7.44	117.33	120.30
26	14	1928	A	C8-N9-C4	7.44	108.78	105.80
26	1H	2518	A	C4-C5-N7	7.43	114.42	110.70
26	1H	1611	C	C5-C6-N1	-7.43	117.28	121.00
26	1H	1496	A	N1-C6-N6	7.43	123.06	118.60
26	14	2429	G	O5'-P-OP2	-7.42	99.02	105.70
26	1H	202	U	C6-N1-C1'	-7.42	110.81	121.20
26	1H	2444	G	O5'-P-OP2	-7.42	99.02	105.70
45	C8	74	LEU	CA-CB-CG	7.42	132.37	115.30
1	1G	108	G	C4-C5-N7	7.42	113.77	110.80
26	1H	1201	C	N1-C2-O2	-7.41	114.45	118.90
26	14	1614	A	C2-N3-C4	-7.41	106.89	110.60
26	1H	792	G	OP2-P-O3'	7.41	121.50	105.20
26	14	1779	U	C5-C4-O4	-7.41	121.45	125.90
26	14	1322	A	C5-C6-N6	-7.41	117.78	123.70
26	1H	737	C	N1-C2-O2	-7.40	114.46	118.90
26	14	1682	G	O5'-P-OP2	-7.40	99.04	105.70
26	1H	845	G	N3-C4-C5	7.40	132.30	128.60
26	1H	1364	G	N1-C6-O6	7.40	124.34	119.90
26	1H	932	G	N3-C2-N2	7.40	125.08	119.90
26	14	1899	G	N1-C2-N3	7.40	128.34	123.90
26	1H	1122	G	N9-C4-C5	-7.40	102.44	105.40
2	12	187	LEU	CA-CB-CG	7.40	132.31	115.30
26	1H	728	G	N9-C4-C5	-7.39	102.44	105.40
26	1H	2346	A	C8-N9-C4	-7.39	102.84	105.80
26	1H	1839	G	C8-N9-C1'	-7.39	117.40	127.00
1	13	1502	A	N1-C6-N6	7.39	123.03	118.60
1	13	328	C	O5'-P-OP1	-7.38	99.05	105.70
26	1H	122	G	C6-C5-N7	-7.38	125.97	130.40
26	1H	1236	G	C8-N9-C4	7.38	109.35	106.40
26	1H	1021	A	C4-C5-N7	7.38	114.39	110.70
1	13	266	G	C5-N7-C8	-7.38	100.61	104.30
26	1H	705	A	N1-C6-N6	7.38	123.03	118.60

Continued on next page...

Continued from previous page...

Mol	Chain	Res	Type	Atoms	Z	Observed(°)	Ideal(°)
26	1H	567	A	N9-C4-C5	-7.38	102.85	105.80
26	1H	835	A	O5'-P-OP2	-7.38	99.06	105.70
26	14	669	G	O5'-P-OP2	7.38	119.55	110.70
24	3L	34	U	P-O3'-C3'	7.38	128.55	119.70
1	13	1469	G	C5-N7-C8	-7.38	100.61	104.30
26	1H	1528	A	O4'-C1'-N9	7.37	114.10	108.20
26	1H	2329	G	N3-C4-C5	7.37	132.29	128.60
27	1J	98	G	N1-C6-O6	7.37	124.32	119.90
1	13	563	A	O4'-C1'-N9	7.37	114.09	108.20
26	1H	2324	C	C6-N1-C2	7.36	123.25	120.30
26	14	828	U	N3-C2-O2	-7.36	117.05	122.20
26	1H	2424	C	OP1-P-OP2	7.36	130.63	119.60
26	14	402	A	N1-C6-N6	-7.36	114.19	118.60
26	14	1858	G	C5-C6-O6	-7.36	124.19	128.60
1	13	688	G	N1-C6-O6	-7.36	115.49	119.90
26	14	2430	A	C5-N7-C8	-7.36	100.22	103.90
26	1H	1614	A	N1-C6-N6	7.35	123.01	118.60
26	1H	432	A	N1-C6-N6	7.35	123.01	118.60
26	14	1989	G	N3-C2-N2	-7.35	114.75	119.90
26	14	2237	G	C2-N3-C4	-7.35	108.23	111.90
26	14	74	A	N1-C6-N6	7.34	123.01	118.60
26	1H	204	A	N7-C8-N9	-7.34	110.13	113.80
26	1H	1779	U	O5'-P-OP1	-7.34	99.09	105.70
26	1H	1573	G	N9-C4-C5	-7.34	102.47	105.40
26	1H	2430	A	N3-C4-C5	7.34	131.94	126.80
26	1H	2377	A	N1-C6-N6	7.34	123.00	118.60
26	14	676	A	N7-C8-N9	7.33	117.47	113.80
26	1H	1698	A	C5-C6-N1	-7.33	114.03	117.70
26	1H	672	C	O5'-P-OP2	-7.33	99.11	105.70
26	1H	1144	G	O5'-P-OP2	-7.32	99.11	105.70
26	14	121	G	N1-C6-O6	7.32	124.29	119.90
26	1H	2507	C	C6-N1-C2	-7.32	117.37	120.30
26	1H	758	C	O5'-P-OP2	-7.32	99.11	105.70
26	1H	1210	A	C5-C6-N1	-7.32	114.04	117.70
26	1H	1201	C	N3-C4-N4	7.32	123.12	118.00
1	1G	1127	G	C2-N3-C4	7.32	115.56	111.90
1	13	872	A	O4'-C1'-N9	7.32	114.05	108.20
26	14	630	G	C8-N9-C4	7.32	109.33	106.40
26	1H	676	A	C4-C5-N7	7.32	114.36	110.70
27	1J	84	C	C5-C6-N1	-7.32	117.34	121.00
26	14	808	G	O5'-P-OP2	-7.31	99.12	105.70
26	14	1379	A	C6-C5-N7	-7.31	127.18	132.30

Continued on next page...

Continued from previous page...

Mol	Chain	Res	Type	Atoms	Z	Observed(°)	Ideal(°)
26	1H	208	C	C6-N1-C2	7.30	123.22	120.30
1	1G	449	C	C6-N1-C2	-7.30	117.38	120.30
26	1H	913	U	O5'-P-OP2	-7.30	99.13	105.70
1	13	1486	G	O5'-P-OP2	-7.30	99.13	105.70
26	1H	141	A	C6-C5-N7	-7.30	127.19	132.30
26	1H	146	G	C8-N9-C4	7.30	109.32	106.40
26	1H	1950	G	C4-N9-C1'	7.30	135.99	126.50
1	13	892	A	N1-C6-N6	7.29	122.98	118.60
1	13	551	U	C6-N1-C2	7.29	125.38	121.00
26	1H	827	U	N1-C2-O2	-7.29	117.69	122.80
26	1H	1142(A)	A	N1-C6-N6	7.29	122.97	118.60
1	1G	1260	C	C5-C6-N1	7.29	124.64	121.00
26	14	2113	U	C2-N1-C1'	7.29	126.44	117.70
26	1H	783	A	C4-C5-C6	7.28	120.64	117.00
26	1H	805	G	C6-C5-N7	-7.28	126.03	130.40
26	1H	1061	U	C2-N1-C1'	7.28	126.44	117.70
27	16	32	C	N1-C2-O2	7.28	123.27	118.90
26	1H	2490	G	C2-N3-C4	-7.28	108.26	111.90
26	14	71	A	C6-C5-N7	-7.28	127.20	132.30
26	1H	2403	C	C6-N1-C2	-7.28	117.39	120.30
26	14	459	U	O5'-P-OP2	-7.28	99.15	105.70
26	14	2374	C	C5-C6-N1	-7.28	117.36	121.00
1	13	1493	A	O5'-P-OP1	-7.27	99.15	105.70
26	14	2307	G	O4'-C1'-N9	7.27	114.02	108.20
1	13	1028	C	N1-C2-O2	7.27	123.26	118.90
1	13	1128	C	C6-N1-C2	-7.27	117.39	120.30
26	14	2076	U	C5-C6-N1	7.27	126.33	122.70
26	14	334	C	C6-N1-C2	7.26	123.20	120.30
26	14	1379	A	N7-C8-N9	7.26	117.43	113.80
26	14	2518	A	O4'-C1'-N9	-7.26	102.39	108.20
26	1H	2237	G	N9-C4-C5	-7.26	102.50	105.40
26	1H	2439	A	O5'-P-OP2	-7.26	99.17	105.70
26	1H	1929	G	O5'-P-OP2	-7.26	99.17	105.70
26	1H	663	G	N3-C4-C5	-7.26	124.97	128.60
26	14	189	G	C8-N9-C4	7.26	109.30	106.40
26	14	2612	C	N3-C4-N4	7.25	123.08	118.00
26	1H	845	G	C4-N9-C1'	-7.25	117.07	126.50
26	14	676	A	N3-C4-C5	7.25	131.88	126.80
26	1H	627	A	N7-C8-N9	-7.25	110.17	113.80
26	1H	2392	A	N1-C6-N6	7.25	122.95	118.60
26	14	829	A	O5'-P-OP1	-7.24	99.18	105.70
26	1H	818	G	N3-C4-N9	-7.24	121.66	126.00

Continued on next page...

Continued from previous page...

Mol	Chain	Res	Type	Atoms	Z	Observed(°)	Ideal(°)
1	1G	1301	U	N3-C2-O2	-7.24	117.13	122.20
26	14	2329	G	N3-C4-N9	7.24	130.34	126.00
23	2K	27	G	C5-C6-O6	-7.24	124.26	128.60
26	14	2873	A	N1-C2-N3	7.24	132.92	129.30
26	1H	997	G	C8-N9-C4	7.24	109.29	106.40
26	1H	1263	U	N3-C4-C5	7.24	118.94	114.60
26	1H	1639	U	N3-C2-O2	-7.24	117.14	122.20
22	1L	16	C	C6-N1-C2	-7.24	117.41	120.30
1	13	585	G	O5'-P-OP2	-7.23	99.19	105.70
26	14	2726	U	C5-C4-O4	7.23	130.24	125.90
26	1H	189	G	N9-C4-C5	-7.23	102.51	105.40
23	2L	40	C	C6-N1-C2	-7.23	117.41	120.30
26	14	2430	A	C6-C5-N7	-7.23	127.24	132.30
1	1G	197	A	P-O3'-C3'	7.22	128.37	119.70
1	13	1487	G	O5'-P-OP2	-7.22	99.20	105.70
26	1H	2252	G	N7-C8-N9	-7.22	109.49	113.10
1	13	623	C	C5-C6-N1	7.22	124.61	121.00
26	1H	244	A	N1-C6-N6	7.22	122.93	118.60
26	14	1820	U	C6-N1-C2	7.22	125.33	121.00
26	14	461	C	N1-C2-O2	-7.22	114.57	118.90
26	1H	222	A	P-O3'-C3'	7.21	128.36	119.70
26	14	1388	G	O5'-P-OP2	-7.21	99.21	105.70
26	1H	1558	A	P-O3'-C3'	7.21	128.35	119.70
26	1H	259	G	N9-C4-C5	-7.21	102.52	105.40
26	14	2051	A	C2-N3-C4	-7.21	107.00	110.60
26	14	2616	C	N1-C2-O2	7.21	123.22	118.90
26	1H	735	A	O5'-P-OP2	-7.21	99.21	105.70
26	1H	2254	C	N1-C2-O2	-7.21	114.58	118.90
1	1G	1487	G	N1-C6-O6	7.21	124.22	119.90
26	1H	2509	G	C5-C6-O6	-7.20	124.28	128.60
26	1H	2698	U	O5'-P-OP2	-7.20	99.22	105.70
26	14	659	C	O5'-P-OP2	-7.20	99.22	105.70
1	1G	1354	C	C6-N1-C2	-7.20	117.42	120.30
1	13	1512	U	O5'-P-OP2	-7.20	99.22	105.70
26	14	740	U	O5'-P-OP2	-7.20	99.22	105.70
26	14	1774	C	C5-C4-N4	-7.19	115.17	120.20
1	13	795	C	C6-N1-C2	7.18	123.17	120.30
26	1H	592	G	N1-C6-O6	-7.18	115.59	119.90
26	1H	1364	G	C6-C5-N7	-7.18	126.09	130.40
26	1H	74	A	N1-C6-N6	7.18	122.91	118.60
26	1H	130	C	C5-C4-N4	-7.17	115.18	120.20
26	1H	1191	G	C8-N9-C4	7.17	109.27	106.40

Continued on next page...

Continued from previous page...

Mol	Chain	Res	Type	Atoms	Z	Observed(°)	Ideal(°)
1	13	1412	C	C6-N1-C2	7.17	123.17	120.30
1	13	690	G	N9-C4-C5	-7.17	102.53	105.40
26	1H	689	A	N1-C6-N6	7.17	122.90	118.60
26	1H	1931	U	N3-C4-O4	-7.17	114.38	119.40
23	2L	77	A	N9-C4-C5	-7.17	102.93	105.80
26	1H	2318	G	O4'-C1'-N9	7.16	113.93	108.20
26	14	1761	C	N1-C2-O2	-7.16	114.60	118.90
26	14	2258	C	C5-C4-N4	-7.16	115.19	120.20
26	1H	765	G	N3-C2-N2	-7.16	114.89	119.90
1	13	827	U	C2-N1-C1'	7.16	126.29	117.70
26	1H	1698	A	N7-C8-N9	7.16	117.38	113.80
26	14	2438	U	O5'-P-OP2	-7.16	99.26	105.70
26	1H	811	U	C5-C6-N1	-7.15	119.12	122.70
1	13	963	G	N1-C2-N2	-7.15	109.76	116.20
26	1H	2340	G	C8-N9-C4	7.15	109.26	106.40
1	13	1203	C	C6-N1-C2	-7.15	117.44	120.30
26	1H	2688	U	C5-C6-N1	-7.15	119.12	122.70
26	1H	1363	C	N3-C4-C5	7.14	124.76	121.90
26	14	4	C	N1-C2-O2	7.14	123.19	118.90
23	2K	1	C	C6-N1-C2	-7.14	117.44	120.30
26	1H	133	C	C6-N1-C2	7.14	123.16	120.30
26	1H	790	C	N3-C2-O2	7.14	126.90	121.90
26	1H	2346	A	C4-C5-C6	7.14	120.57	117.00
26	14	213	A	N1-C6-N6	7.14	122.88	118.60
26	14	2241	A	C2-N3-C4	-7.14	107.03	110.60
26	14	1828	G	C8-N9-C4	-7.13	103.55	106.40
26	14	2612	C	C5-C4-N4	-7.13	115.21	120.20
26	14	1281	G	C4-C5-N7	7.13	113.65	110.80
26	14	1309	G	C6-C5-N7	-7.13	126.12	130.40
26	1H	259	G	C4-C5-N7	7.13	113.65	110.80
26	1H	691	C	N3-C2-O2	7.13	126.89	121.90
26	1H	2253	G	N9-C4-C5	-7.13	102.55	105.40
26	14	2600	A	C4-C5-N7	-7.13	107.14	110.70
24	3L	47	G	N3-C2-N2	-7.12	114.92	119.90
26	1H	2869	G	C8-N9-C4	-7.12	103.55	106.40
26	1H	1122	G	C8-N9-C4	7.12	109.25	106.40
26	1H	2465	C	N3-C4-C5	7.12	124.75	121.90
26	1H	2689	U	C5-C6-N1	-7.12	119.14	122.70
26	14	2060	A	N1-C6-N6	-7.12	114.33	118.60
26	1H	2625	G	C5-C6-O6	-7.12	124.33	128.60
26	1H	1363	C	C5-C6-N1	-7.11	117.44	121.00
26	1H	1543	A	C2-N3-C4	-7.11	107.04	110.60

Continued on next page...

Continued from previous page...

Mol	Chain	Res	Type	Atoms	Z	Observed(°)	Ideal(°)
26	1H	1790	C	C2-N1-C1'	-7.11	110.97	118.80
26	1H	1790	C	C2-N3-C4	-7.11	116.34	119.90
26	1H	2331	G	C2-N3-C4	-7.11	108.34	111.90
26	14	793	A	C2-N3-C4	-7.11	107.04	110.60
26	14	1558	A	C2-N3-C4	-7.11	107.04	110.60
26	14	1342	A	N1-C2-N3	7.11	132.86	129.30
26	1H	2509	G	C4-C5-N7	7.11	113.64	110.80
26	14	2012	G	N3-C4-N9	7.11	130.27	126.00
26	14	2443	C	O5'-P-OP1	-7.11	99.30	105.70
26	1H	1417	C	C6-N1-C2	-7.11	117.46	120.30
26	1H	664	C	C4-C5-C6	7.10	120.95	117.40
1	13	703	G	C4-C5-N7	7.10	113.64	110.80
26	1H	1972	A	C5-C6-N6	-7.10	118.02	123.70
26	14	2255	G	O5'-P-OP2	-7.10	99.31	105.70
26	1H	932	G	N1-C2-N2	-7.10	109.81	116.20
26	14	1762	A	OP2-P-O3'	7.10	120.81	105.20
26	1H	188	G	C6-C5-N7	-7.09	126.14	130.40
26	1H	458	G	N9-C4-C5	7.09	108.24	105.40
26	1H	2726	U	C5-C4-O4	7.09	130.15	125.90
26	1H	862	G	N3-C4-C5	-7.09	125.06	128.60
26	1H	74	A	C4-C5-C6	7.08	120.54	117.00
26	14	1313	U	C6-N1-C2	-7.08	116.75	121.00
26	1H	734	A	O5'-P-OP2	-7.08	99.33	105.70
26	14	2426	A	N7-C8-N9	7.08	117.34	113.80
26	1H	1614	A	C5-C6-N1	-7.08	114.16	117.70
26	1H	795	C	C5-C6-N1	-7.08	117.46	121.00
1	1G	360	A	C8-N9-C4	7.08	108.63	105.80
26	14	2544	G	C5-C6-O6	-7.08	124.35	128.60
26	1H	140	A	C2-N3-C4	-7.08	107.06	110.60
26	1H	1678	G	N7-C8-N9	7.08	116.64	113.10
26	1H	979	G	N3-C2-N2	-7.07	114.95	119.90
26	1H	681	G	C8-N9-C4	7.07	109.23	106.40
26	1H	793	A	O5'-P-OP2	-7.07	99.33	105.70
1	13	601	C	C6-N1-C2	-7.07	117.47	120.30
26	14	872	A	N1-C6-N6	7.07	122.84	118.60
26	14	2079	U	O5'-P-OP1	-7.07	99.34	105.70
26	14	2346	A	C5-C6-N1	-7.07	114.17	117.70
26	14	2441	C	N3-C2-O2	-7.07	116.95	121.90
26	1H	127	A	C5-C6-N6	-7.07	118.05	123.70
26	1H	623	G	O5'-P-OP2	-7.07	99.34	105.70
1	1G	1158	C	C6-N1-C2	-7.07	117.47	120.30
26	14	2607	G	N9-C4-C5	-7.07	102.57	105.40

Continued on next page...

Continued from previous page...

Mol	Chain	Res	Type	Atoms	Z	Observed(°)	Ideal(°)
26	1H	860	U	C5-C6-N1	-7.06	119.17	122.70
26	1H	1241	A	N1-C6-N6	7.06	122.84	118.60
1	13	1301	U	C6-N1-C1'	-7.06	111.31	121.20
26	1H	271(B)	G	P-O3'-C3'	7.06	128.18	119.70
27	1J	103	U	C5-C6-N1	-7.06	119.17	122.70
26	14	830	G	C5-C6-O6	-7.06	124.36	128.60
26	14	2433	A	C4-C5-C6	7.06	120.53	117.00
26	1H	1573	G	C8-N9-C4	7.06	109.22	106.40
1	1G	493	G	N3-C4-C5	-7.06	125.07	128.60
26	14	117	G	N1-C6-O6	7.06	124.14	119.90
26	1H	1603	A	N7-C8-N9	7.06	117.33	113.80
26	14	1656	C	C6-N1-C2	-7.06	117.48	120.30
31	39	125	LEU	CA-CB-CG	7.06	131.53	115.30
26	1H	1698	A	C4-C5-C6	7.05	120.53	117.00
26	1H	2477	C	N1-C2-O2	7.05	123.13	118.90
26	14	2444	G	N3-C2-N2	-7.05	114.96	119.90
26	1H	835	A	C2-N3-C4	7.05	114.13	110.60
26	1H	1844	C	N3-C4-N4	7.05	122.94	118.00
26	1H	2358	G	N9-C4-C5	7.05	108.22	105.40
26	1H	798	G	C8-N9-C4	7.05	109.22	106.40
26	14	2224	G	C6-C5-N7	-7.05	126.17	130.40
1	13	1374	A	C2-N3-C4	-7.04	107.08	110.60
26	1H	940	G	C5-C6-O6	-7.04	124.37	128.60
26	1H	802	A	OP1-P-O3'	-7.04	89.71	105.20
26	1H	1606	G	C6-C5-N7	-7.04	126.18	130.40
26	1H	1646	C	C6-N1-C2	7.04	123.12	120.30
26	14	772	C	N3-C2-O2	7.04	126.83	121.90
40	35	46	LYS	C-N-CA	-7.04	104.10	121.70
26	1H	1790	C	N3-C2-O2	7.03	126.82	121.90
26	1H	2043	C	C6-N1-C2	-7.03	117.49	120.30
1	13	760	G	N1-C6-O6	7.03	124.11	119.90
26	1H	2236	C	O5'-P-OP1	-7.03	99.38	105.70
26	1H	62	C	C5-C6-N1	-7.02	117.49	121.00
26	1H	1356	G	N1-C6-O6	7.02	124.11	119.90
26	1H	1888	G	N3-C4-N9	7.02	130.21	126.00
26	1H	2466	C	N3-C4-C5	7.02	124.71	121.90
26	1H	1032	A	N1-C6-N6	7.02	122.81	118.60
26	1H	205	G	N3-C2-N2	7.01	124.81	119.90
26	1H	1021	A	C6-C5-N7	-7.01	127.39	132.30
1	13	123	C	O5'-P-OP2	-7.01	99.39	105.70
26	1H	688	U	C4-C5-C6	7.01	123.91	119.70
26	1H	783	A	C5-C6-N1	-7.01	114.19	117.70

Continued on next page...

Continued from previous page...

Mol	Chain	Res	Type	Atoms	Z	Observed(°)	Ideal(°)
26	1H	2277	G	N3-C4-C5	-7.01	125.09	128.60
26	14	750	A	N7-C8-N9	7.01	117.31	113.80
26	14	1661	G	C8-N9-C4	7.01	109.20	106.40
26	14	2275	C	C5-C6-N1	7.00	124.50	121.00
26	14	2755	C	C2-N1-C1'	7.00	126.50	118.80
26	1H	530	G	N1-C2-N2	-7.00	109.90	116.20
1	13	529	G	N1-C6-O6	7.00	124.10	119.90
26	1H	389	G	N9-C4-C5	-7.00	102.60	105.40
1	13	578	C	N1-C2-O2	-7.00	114.70	118.90
1	1G	1374	A	C2-N3-C4	-7.00	107.10	110.60
1	1G	121	C	C2-N1-C1'	7.00	126.50	118.80
26	1H	162	U	C2-N1-C1'	6.99	126.09	117.70
26	14	820	A	N1-C6-N6	-6.99	114.40	118.60
26	1H	765	G	C5-C6-O6	-6.99	124.41	128.60
26	14	68	G	N1-C6-O6	6.99	124.09	119.90
26	1H	2357	U	O5'-P-OP2	-6.99	99.41	105.70
26	14	1725	G	C4-N9-C1'	6.99	135.59	126.50
1	1G	4	U	N3-C2-O2	-6.99	117.31	122.20
24	3L	62	C	C2-N1-C1'	6.98	126.48	118.80
1	13	843	U	C2-N1-C1'	6.98	126.08	117.70
26	1H	19	C	C6-N1-C2	6.98	123.09	120.30
26	1H	844	C	N1-C2-O2	-6.98	114.71	118.90
26	1H	1844	C	C5-C4-N4	-6.98	115.31	120.20
26	1H	1377	G	O5'-P-OP2	-6.98	99.42	105.70
26	1H	1520	U	N3-C2-O2	-6.98	117.32	122.20
26	1H	2782	G	N1-C6-O6	6.97	124.08	119.90
26	1H	1888	G	N3-C4-C5	-6.97	125.11	128.60
26	14	2619	C	C6-N1-C2	6.97	123.09	120.30
26	14	2275	C	N3-C2-O2	-6.97	117.02	121.90
26	14	1695	G	N3-C4-C5	-6.97	125.12	128.60
26	1H	350	U	C5-C4-O4	6.97	130.08	125.90
26	14	1776	G	C6-C5-N7	-6.97	126.22	130.40
1	13	36	C	N3-C4-C5	-6.97	119.11	121.90
26	1H	2688	U	N1-C2-N3	6.97	119.08	114.90
24	3L	47	G	N3-C4-N9	-6.97	121.82	126.00
26	1H	2521	C	O5'-P-OP1	-6.96	99.43	105.70
24	3K	66	C	N1-C2-O2	6.96	123.08	118.90
26	14	1342	A	N9-C1'-C2'	6.96	123.05	114.00
1	1G	1374	A	N1-C2-N3	6.96	132.78	129.30
26	14	929	G	C4-C5-N7	6.96	113.58	110.80
26	1H	432	A	C5-C6-N6	-6.96	118.13	123.70
1	13	1322	C	C6-N1-C2	6.95	123.08	120.30

Continued on next page...

Continued from previous page...

Mol	Chain	Res	Type	Atoms	Z	Observed(°)	Ideal(°)
26	1H	2304	G	N3-C4-C5	6.95	132.08	128.60
26	14	668	G	C8-N9-C4	6.95	109.18	106.40
26	1H	668	G	OP1-P-O3'	6.95	120.49	105.20
26	1H	1182	A	N1-C6-N6	6.95	122.77	118.60
26	14	2329	G	C5-C6-N1	6.95	114.97	111.50
26	14	1950	G	N3-C2-N2	6.95	124.76	119.90
26	14	1695	G	O5'-P-OP2	-6.94	99.45	105.70
26	14	2452	C	C5-C4-N4	-6.94	115.34	120.20
26	14	2776	A	P-O3'-C3'	6.94	128.03	119.70
26	14	2821	A	C2-N3-C4	-6.94	107.13	110.60
26	1H	729	G	N3-C2-N2	-6.94	115.05	119.90
26	1H	917	A	C6-C5-N7	-6.94	127.44	132.30
26	1H	1021	A	N7-C8-N9	6.93	117.27	113.80
26	1H	660	G	C4-C5-N7	6.93	113.57	110.80
26	1H	223	A	O5'-P-OP2	-6.93	99.46	105.70
26	14	200	U	O5'-P-OP1	-6.93	99.46	105.70
1	13	974	A	N1-C6-N6	6.93	122.76	118.60
26	14	2594	C	C6-N1-C2	6.93	123.07	120.30
26	1H	621	A	N1-C2-N3	6.92	132.76	129.30
26	14	2087	G	N9-C4-C5	-6.92	102.63	105.40
26	14	2575	C	C2-N1-C1'	-6.92	111.18	118.80
26	1H	1427	A	C6-N1-C2	-6.92	114.45	118.60
26	14	1332	G	N1-C6-O6	6.92	124.05	119.90
26	14	2417	C	O5'-P-OP2	-6.92	99.47	105.70
26	1H	202	U	N3-C2-O2	6.92	127.05	122.20
26	1H	777	A	N1-C6-N6	-6.92	114.45	118.60
26	1H	1993	U	N1-C2-O2	-6.92	117.95	122.80
26	14	1358	G	C6-C5-N7	-6.92	126.25	130.40
26	14	1624	G	N1-C6-O6	6.92	124.05	119.90
26	1H	1021	A	C5-C6-N1	-6.92	114.24	117.70
26	1H	1786	A	N9-C1'-C2'	6.92	122.99	114.00
26	1H	1825	A	O5'-P-OP2	-6.92	99.47	105.70
26	14	773	U	N1-C2-N3	6.92	119.05	114.90
26	14	2490	G	N9-C4-C5	-6.92	102.63	105.40
26	1H	2822	G	C6-C5-N7	-6.91	126.25	130.40
26	1H	692	C	N3-C4-C5	6.91	124.67	121.90
26	14	677	A	O5'-P-OP2	-6.91	99.48	105.70
26	1H	665	C	C6-N1-C2	6.91	123.06	120.30
26	14	2523	G	N1-C6-O6	6.91	124.05	119.90
1	13	22	G	O5'-P-OP2	-6.91	99.48	105.70
26	1H	1839	G	N3-C4-N9	6.91	130.15	126.00
26	14	665	C	C6-N1-C2	6.91	123.06	120.30

Continued on next page...

Continued from previous page...

Mol	Chain	Res	Type	Atoms	Z	Observed(°)	Ideal(°)
26	14	929	G	N1-C6-O6	6.91	124.04	119.90
26	1H	2330	G	N3-C4-N9	6.90	130.14	126.00
26	1H	2329	G	C8-N9-C4	6.90	109.16	106.40
1	13	1524	C	C6-N1-C2	6.90	123.06	120.30
26	1H	594	U	C5-C6-N1	-6.90	119.25	122.70
47	E8	23	LEU	CA-CB-CG	6.90	131.16	115.30
26	14	74	A	N3-C4-C5	6.90	131.63	126.80
26	1H	1611	C	C2-N3-C4	-6.90	116.45	119.90
26	1H	663	G	C4-N9-C1'	6.89	135.46	126.50
26	1H	1187	G	OP2-P-O3'	6.89	120.37	105.20
1	1G	121	C	C6-N1-C1'	-6.89	112.53	120.80
1	13	962	C	C6-N1-C2	6.89	123.06	120.30
26	1H	822	U	N3-C2-O2	-6.89	117.38	122.20
26	1H	1496	A	C4-C5-C6	6.89	120.45	117.00
26	14	1427	A	N1-C2-N3	6.89	132.75	129.30
26	14	1950	G	C8-N9-C1'	-6.89	118.04	127.00
26	14	2544	G	N1-C6-O6	6.89	124.03	119.90
26	1H	772	C	N3-C4-N4	6.89	122.82	118.00
24	3L	64	U	C5-C6-N1	6.89	126.14	122.70
26	14	681	G	C8-N9-C4	6.89	109.16	106.40
26	1H	473	G	N1-C2-N2	-6.88	110.00	116.20
26	14	1958	C	C6-N1-C2	6.88	123.05	120.30
26	14	784	A	P-O3'-C3'	6.88	127.96	119.70
1	13	49	U	P-O3'-C3'	6.88	127.95	119.70
26	1H	140	A	O4'-C1'-N9	6.88	113.70	108.20
1	1G	197	A	N7-C8-N9	6.87	117.24	113.80
26	1H	51	G	O5'-P-OP1	-6.87	99.52	105.70
26	1H	330	A	C6-C5-N7	-6.87	127.49	132.30
26	1H	2247	A	C2-N3-C4	-6.87	107.17	110.60
26	14	2477	C	C5-C6-N1	6.87	124.43	121.00
26	1H	793	A	N1-C6-N6	6.87	122.72	118.60
26	14	74	A	C6-C5-N7	-6.87	127.49	132.30
26	1H	2358	G	C4-C5-N7	-6.87	108.05	110.80
26	14	1780	A	N1-C6-N6	-6.87	114.48	118.60
26	14	2111	C	N1-C2-O2	6.87	123.02	118.90
27	1J	81	G	C4-C5-N7	6.87	113.55	110.80
26	14	71	A	C8-N9-C4	-6.86	103.06	105.80
26	14	1396	U	C2-N1-C1'	6.86	125.94	117.70
26	14	2374	C	C2-N3-C4	-6.86	116.47	119.90
26	1H	1254	A	N9-C4-C5	-6.86	103.06	105.80
1	13	1126	U	N3-C2-O2	-6.86	117.40	122.20
26	14	1142(A)	A	C2-N3-C4	-6.86	107.17	110.60

Continued on next page...

Continued from previous page...

Mol	Chain	Res	Type	Atoms	Z	Observed(°)	Ideal(°)
1	13	85	U	C6-N1-C2	-6.86	116.89	121.00
1	13	1519	A	N9-C4-C5	6.86	108.54	105.80
26	14	2069	G	C5-C6-O6	-6.86	124.49	128.60
1	13	970	C	N3-C2-O2	-6.85	117.10	121.90
26	1H	2476	A	N3-C4-C5	-6.85	122.00	126.80
1	1G	121	C	N1-C2-O2	6.85	123.01	118.90
26	14	89	G	C8-N9-C4	6.85	109.14	106.40
1	13	1158	C	N1-C2-O2	6.85	123.01	118.90
23	2K	1	C	N3-C2-O2	-6.84	117.11	121.90
1	1G	784	C	C6-N1-C2	6.84	123.04	120.30
26	14	528	A	N1-C2-N3	6.84	132.72	129.30
1	13	760	G	C5-C6-O6	-6.84	124.49	128.60
26	1H	1606	G	C4-C5-N7	6.84	113.54	110.80
1	13	84	U	C5-C4-O4	6.84	130.00	125.90
26	1H	189	G	C5-C6-O6	-6.84	124.50	128.60
26	1H	2598	A	N9-C4-C5	-6.84	103.07	105.80
26	1H	2277	G	C4-C5-N7	-6.83	108.07	110.80
26	1H	2330	G	N3-C2-N2	6.83	124.68	119.90
1	1G	1220	G	N1-C6-O6	6.83	124.00	119.90
26	14	569	U	C6-N1-C2	6.83	125.10	121.00
1	1G	232	G	C6-C5-N7	-6.82	126.31	130.40
1	13	545	C	N1-C2-O2	6.82	122.99	118.90
1	1G	1305	G	N3-C2-N2	-6.82	115.12	119.90
26	14	155	C	N3-C2-O2	-6.82	117.13	121.90
26	14	1610	A	N9-C4-C5	-6.82	103.07	105.80
26	14	1950	G	C6-C5-N7	-6.82	126.31	130.40
1	13	1335	C	C5-C6-N1	-6.82	117.59	121.00
26	14	131	G	C6-C5-N7	-6.82	126.31	130.40
1	13	975	A	C5-N7-C8	-6.81	100.49	103.90
26	1H	120	U	C5-C6-N1	-6.81	119.29	122.70
26	1H	458	G	N1-C6-O6	-6.81	115.81	119.90
26	1H	2465	C	C2-N3-C4	-6.81	116.49	119.90
1	13	819	A	C8-N9-C4	-6.81	103.08	105.80
26	1H	1800	C	O5'-P-OP1	-6.81	99.57	105.70
26	14	579	G	C4-N9-C1'	6.81	135.35	126.50
26	14	2607	G	C6-C5-N7	-6.81	126.31	130.40
26	1H	658	C	O5'-P-OP1	6.81	118.87	110.70
26	1H	2608	G	C5-C6-N1	-6.81	108.10	111.50
26	14	686	G	C4-C5-N7	6.81	113.52	110.80
26	14	824	A	C8-N9-C4	6.81	108.52	105.80
26	1H	945	A	N9-C1'-C2'	6.80	122.84	114.00
26	1H	1625	C	N1-C2-O2	6.80	122.98	118.90

Continued on next page...

Continued from previous page...

Mol	Chain	Res	Type	Atoms	Z	Observed(°)	Ideal(°)
27	16	101	A	C8-N9-C4	6.80	108.52	105.80
26	1H	2072	G	O5'-P-OP2	-6.80	99.58	105.70
1	13	1227	A	N3-C4-C5	6.80	131.56	126.80
26	1H	2311	A	C5-N7-C8	-6.80	100.50	103.90
26	14	2597	G	C6-C5-N7	-6.80	126.32	130.40
1	1G	1270	C	C5-C6-N1	6.79	124.40	121.00
26	1H	466	A	N1-C6-N6	6.79	122.67	118.60
26	1H	593	G	N1-C2-N2	-6.79	110.09	116.20
26	14	2355	C	C6-N1-C1'	-6.79	112.65	120.80
26	1H	232	G	C8-N9-C1'	-6.79	118.18	127.00
26	1H	788	A	OP2-P-O3'	6.79	120.13	105.20
1	1G	150	C	C6-N1-C2	-6.79	117.58	120.30
26	1H	141	A	N7-C8-N9	6.79	117.19	113.80
1	1G	579	G	C6-C5-N7	-6.79	126.33	130.40
26	14	750	A	C8-N9-C4	-6.79	103.09	105.80
26	1H	1413	G	C8-N9-C4	-6.78	103.69	106.40
26	14	1779	U	C2-N1-C1'	6.78	125.84	117.70
26	1H	606	U	O5'-P-OP2	-6.78	99.60	105.70
26	1H	870	A	O5'-P-OP1	-6.78	99.60	105.70
26	1H	1978	A	C8-N9-C4	-6.78	103.09	105.80
26	14	801	G	C5-C6-O6	6.78	132.67	128.60
26	14	1914	C	C2-N1-C1'	6.78	126.26	118.80
26	1H	676	A	N1-C2-N3	6.78	132.69	129.30
26	1H	2688	U	C4-C5-C6	6.77	123.76	119.70
29	11	39	LYS	N-CA-C	6.77	129.29	111.00
1	1G	449	C	N3-C2-O2	-6.77	117.16	121.90
26	14	2873	A	C4-C5-C6	6.77	120.39	117.00
1	13	789	U	N3-C2-O2	-6.77	117.46	122.20
26	1H	2766	G	N1-C6-O6	6.77	123.96	119.90
26	1H	1955	U	N1-C2-N3	6.77	118.96	114.90
26	1H	2033	A	N1-C6-N6	-6.77	114.54	118.60
26	14	388	G	N3-C4-N9	-6.77	121.94	126.00
27	16	100	G	N7-C8-N9	-6.76	109.72	113.10
26	14	2287	A	N1-C2-N3	6.76	132.68	129.30
26	1H	963	U	O5'-P-OP2	6.76	118.81	110.70
26	1H	1184	G	C2-N3-C4	-6.76	108.52	111.90
1	1G	413	G	O4'-C1'-N9	6.76	113.61	108.20
26	1H	1614	A	C6-C5-N7	-6.76	127.57	132.30
26	1H	2018	G	N7-C8-N9	6.76	116.48	113.10
1	13	1266	G	N3-C4-C5	6.76	131.98	128.60
26	1H	859	G	N3-C4-N9	-6.76	121.95	126.00
1	1G	413	G	C4-N9-C1'	-6.76	117.72	126.50

Continued on next page...

Continued from previous page...

Mol	Chain	Res	Type	Atoms	Z	Observed(°)	Ideal(°)
23	2K	27	G	N1-C6-O6	6.75	123.95	119.90
1	13	858	G	C8-N9-C4	-6.75	103.70	106.40
26	1H	1260	G	N1-C6-O6	6.75	123.95	119.90
26	1H	1820	U	O5'-P-OP2	-6.75	99.62	105.70
26	1H	788	A	C8-N9-C4	6.75	108.50	105.80
26	14	1496	A	C6-C5-N7	-6.75	127.57	132.30
26	1H	1520	U	N3-C4-C5	-6.75	110.55	114.60
26	14	803	U	N3-C2-O2	-6.75	117.47	122.20
26	1H	1888	G	C4-N9-C1'	6.75	135.27	126.50
1	1G	1502	A	C2-N3-C4	-6.75	107.23	110.60
26	1H	1308	A	N9-C4-C5	6.74	108.50	105.80
26	14	2224	G	N1-C6-O6	6.74	123.95	119.90
26	1H	1128	A	O5'-P-OP2	-6.74	99.63	105.70
26	1H	2847	U	O5'-P-OP1	-6.74	99.63	105.70
26	1H	1513	C	C6-N1-C2	-6.74	117.60	120.30
23	2L	19	G	N3-C4-C5	6.74	131.97	128.60
23	2L	77	A	N7-C8-N9	-6.74	110.43	113.80
26	14	929	G	C5-N7-C8	-6.74	100.93	104.30
26	1H	1178	C	N3-C4-C5	6.74	124.59	121.90
1	1G	1465	C	N1-C2-O2	6.74	122.94	118.90
23	2L	77	A	N3-C4-C5	6.74	131.52	126.80
26	14	1611	C	C6-N1-C2	6.74	123.00	120.30
26	14	2017	U	N3-C4-O4	6.74	124.12	119.40
26	1H	1970	A	O4'-C1'-N9	-6.74	102.81	108.20
26	1H	2281	C	C5-C4-N4	-6.73	115.49	120.20
26	1H	1427	A	N9-C4-C5	6.73	108.49	105.80
26	1H	2446	G	C4-C5-N7	6.73	113.49	110.80
26	14	1378	A	N1-C2-N3	-6.73	125.94	129.30
1	13	1259	C	C5-C6-N1	6.72	124.36	121.00
26	14	179	G	C8-N9-C4	6.72	109.09	106.40
26	1H	1364	G	C5-C6-O6	-6.72	124.57	128.60
26	1H	2288	A	N9-C4-C5	-6.72	103.11	105.80
1	13	1227	A	C4-C5-N7	6.72	114.06	110.70
26	1H	2031	A	C5-C6-N1	6.72	121.06	117.70
1	1G	1514	C	N3-C4-N4	6.72	122.70	118.00
26	14	2055	C	C6-N1-C2	6.72	122.99	120.30
26	1H	2083	G	N3-C2-N2	-6.72	115.20	119.90
26	1H	2253	G	C6-C5-N7	-6.72	126.37	130.40
26	14	2346	A	C6-C5-N7	-6.72	127.60	132.30
26	1H	693	C	C5-C6-N1	-6.72	117.64	121.00
26	1H	70	G	P-O3'-C3'	6.71	127.76	119.70
26	14	1342	A	O4'-C1'-N9	6.71	113.57	108.20

Continued on next page...

Continued from previous page...

Mol	Chain	Res	Type	Atoms	Z	Observed(°)	Ideal(°)
1	13	703	G	N7-C8-N9	6.71	116.45	113.10
26	1H	1559	G	C4-C5-N7	6.71	113.48	110.80
26	1H	2352	A	O5'-P-OP1	-6.71	99.66	105.70
26	14	117	G	N3-C4-N9	6.71	130.03	126.00
26	1H	2689	U	N1-C2-N3	6.71	118.92	114.90
1	13	1446	A	O4'-C1'-N9	6.71	113.56	108.20
26	1H	226	G	O4'-C1'-N9	6.71	113.56	108.20
26	1H	2385	C	C2-N3-C4	-6.71	116.55	119.90
26	1H	2597	G	C6-C5-N7	-6.70	126.38	130.40
26	14	738	G	N1-C6-O6	-6.70	115.88	119.90
1	13	703	G	N1-C6-O6	6.70	123.92	119.90
26	1H	1564	C	N3-C2-O2	-6.70	117.21	121.90
26	14	1772	G	C2-N3-C4	-6.70	108.55	111.90
26	14	2396	G	C5-C6-O6	-6.70	124.58	128.60
26	14	2516	G	OP2-P-O3'	6.70	119.93	105.20
26	1H	415	A	N1-C6-N6	6.70	122.62	118.60
26	1H	628	G	N1-C6-O6	-6.70	115.88	119.90
26	1H	917	A	C5-C6-N1	-6.70	114.35	117.70
39	25	8	LEU	CA-CB-CG	6.70	130.70	115.30
1	13	1195	C	C6-N1-C2	-6.69	117.62	120.30
26	14	574	C	N3-C4-N4	-6.69	113.31	118.00
29	19	43	ARG	NE-CZ-NH2	6.69	123.65	120.30
26	1H	1497	U	C5-C4-O4	-6.69	121.88	125.90
2	12	196	LEU	CA-CB-CG	6.69	130.69	115.30
1	13	553	A	C8-N9-C4	-6.69	103.12	105.80
26	1H	788	A	C6-C5-N7	-6.69	127.62	132.30
26	14	856	C	C2-N1-C1'	6.69	126.16	118.80
26	1H	191	A	N9-C4-C5	6.68	108.47	105.80
26	14	786	C	N3-C4-C5	6.68	124.57	121.90
26	1H	825	C	N1-C2-O2	-6.68	114.89	118.90
26	14	213	A	N9-C4-C5	-6.68	103.13	105.80
26	14	1359	A	N7-C8-N9	-6.68	110.46	113.80
26	14	1902	C	N3-C4-C5	6.68	124.57	121.90
26	1H	1241	A	C5-N7-C8	-6.68	100.56	103.90
26	14	330	A	N1-C6-N6	6.68	122.61	118.60
26	14	752	A	N1-C2-N3	6.68	132.64	129.30
1	13	808	C	N1-C2-O2	-6.68	114.89	118.90
26	1H	464	U	C5-C6-N1	-6.68	119.36	122.70
26	1H	2296	U	N3-C4-O4	6.68	124.07	119.40
26	1H	2575	C	C5-C6-N1	-6.68	117.66	121.00
26	1H	2731	G	N1-C6-O6	6.68	123.91	119.90
26	14	1187	G	N1-C6-O6	6.68	123.91	119.90

Continued on next page...

Continued from previous page...

Mol	Chain	Res	Type	Atoms	Z	Observed(°)	Ideal(°)
26	1H	232	G	N9-C4-C5	-6.67	102.73	105.40
26	1H	852	G	O5'-P-OP2	-6.67	99.69	105.70
26	14	1783	A	C8-N9-C4	-6.67	103.13	105.80
26	14	2087	G	C8-N9-C4	6.67	109.07	106.40
26	14	2287	A	N3-C4-C5	6.67	131.47	126.80
1	13	942	G	OP1-P-O3'	6.67	119.88	105.20
1	1G	1514	C	C5-C4-N4	-6.67	115.53	120.20
1	13	57	G	N3-C4-C5	-6.67	125.27	128.60
26	1H	34	C	O5'-P-OP2	6.67	118.70	110.70
26	1H	122	G	C5-C6-O6	-6.67	124.60	128.60
26	1H	945	A	O4'-C1'-N9	6.67	113.53	108.20
26	1H	1513	C	C5-C6-N1	6.67	124.33	121.00
26	1H	2380	C	C2-N3-C4	-6.67	116.57	119.90
26	1H	689	A	C8-N9-C4	6.66	108.47	105.80
26	14	1600	C	O5'-P-OP2	-6.66	99.70	105.70
26	1H	837	C	C5-C4-N4	-6.66	115.54	120.20
23	2K	13	C	C5-C6-N1	6.66	124.33	121.00
1	1G	1322	C	N3-C2-O2	-6.66	117.24	121.90
1	13	738	C	C6-N1-C2	-6.66	117.64	120.30
26	1H	1379	A	N1-C6-N6	6.66	122.60	118.60
26	1H	1828	G	C5-C6-O6	6.66	132.59	128.60
26	14	2595	G	O5'-P-OP1	-6.66	99.71	105.70
26	1H	858	U	O5'-P-OP2	-6.66	99.71	105.70
26	1H	2697	G	OP1-P-OP2	6.66	129.58	119.60
26	14	530	G	N3-C2-N2	6.66	124.56	119.90
26	14	2329	G	C4-C5-N7	6.66	113.46	110.80
26	1H	1926	U	O5'-P-OP2	-6.65	99.71	105.70
26	14	582	G	C5-C6-O6	-6.65	124.61	128.60
26	14	2880	C	C6-N1-C2	-6.65	117.64	120.30
26	1H	20	C	N1-C2-O2	-6.65	114.91	118.90
26	14	1237	A	N1-C6-N6	-6.65	114.61	118.60
26	1H	1931	U	C4-C5-C6	6.65	123.69	119.70
26	1H	2439	A	N1-C6-N6	6.65	122.59	118.60
26	1H	570	G	C5-C6-O6	-6.65	124.61	128.60
1	13	975	A	N1-C6-N6	6.65	122.59	118.60
26	14	1616	A	O4'-C1'-N9	6.65	113.52	108.20
26	1H	2277	G	C5-C6-O6	6.65	132.59	128.60
26	1H	127	A	N9-C4-C5	-6.64	103.14	105.80
26	14	1772	G	N1-C6-O6	6.64	123.89	119.90
26	14	2767	C	N3-C4-C5	-6.64	119.24	121.90
26	1H	2474	C	N1-C2-O2	6.64	122.88	118.90
26	14	205	G	N9-C4-C5	-6.64	102.74	105.40

Continued on next page...

Continued from previous page...

Mol	Chain	Res	Type	Atoms	Z	Observed(°)	Ideal(°)
26	14	1762	A	C2-N3-C4	-6.64	107.28	110.60
26	1H	2083	G	N1-C6-O6	6.64	123.88	119.90
26	1H	2270	G	C8-N9-C4	6.64	109.05	106.40
26	14	774	A	N3-C4-N9	-6.64	122.09	127.40
26	1H	508	G	C4-N9-C1'	6.63	135.12	126.50
26	14	530	G	N7-C8-N9	6.63	116.42	113.10
26	14	1348	G	O5'-P-OP1	-6.63	99.73	105.70
26	14	1379	A	C5-C6-N6	-6.63	118.39	123.70
26	14	2163	C	C5-C6-N1	6.63	124.32	121.00
1	13	1074	G	N1-C6-O6	6.63	123.88	119.90
26	1H	1799	G	N3-C4-C5	-6.63	125.29	128.60
26	14	2575	C	C5-C4-N4	6.63	124.84	120.20
23	2K	77	A	C4-C5-N7	6.62	114.01	110.70
26	1H	99	U	C2-N1-C1'	6.62	125.65	117.70
26	1H	1241	A	C4-C5-N7	6.62	114.01	110.70
1	1G	901	A	C2-N3-C4	-6.62	107.29	110.60
26	14	1348	G	C5-C6-O6	-6.62	124.63	128.60
26	1H	1820	U	C5-C6-N1	-6.62	119.39	122.70
1	13	968	A	C8-N9-C4	6.62	108.45	105.80
26	14	566	U	C5-C6-N1	-6.62	119.39	122.70
26	14	1022	G	N9-C4-C5	6.62	108.05	105.40
26	1H	2049	G	C2-N3-C4	-6.61	108.59	111.90
26	1H	2595	G	N9-C4-C5	-6.61	102.75	105.40
26	14	396	G	N1-C6-O6	6.61	123.87	119.90
26	14	1909	C	O5'-P-OP2	-6.61	99.75	105.70
26	1H	2336	A	C2-N3-C4	6.61	113.91	110.60
26	1H	2346	A	C4-N9-C1'	6.61	138.20	126.30
26	1H	2375	G	N9-C4-C5	-6.61	102.76	105.40
26	1H	2626	C	N3-C4-C5	6.61	124.54	121.90
26	14	2307	G	C4-N9-C1'	6.61	135.09	126.50
26	14	2485	G	C8-N9-C4	6.61	109.05	106.40
24	3K	16	C	N1-C2-O2	6.61	122.86	118.90
26	1H	2374	C	N3-C4-C5	6.61	124.54	121.90
1	1G	266	G	P-O3'-C3'	6.61	127.63	119.70
26	14	2062	A	N7-C8-N9	-6.61	110.50	113.80
26	14	1781	C	C6-N1-C2	6.61	122.94	120.30
1	13	336	C	N3-C2-O2	6.61	126.53	121.90
27	16	115	G	N1-C6-O6	6.61	123.86	119.90
26	14	1645	G	N1-C6-O6	-6.61	115.94	119.90
26	14	194	G	N1-C6-O6	6.60	123.86	119.90
1	13	690	G	N7-C8-N9	6.60	116.40	113.10
26	1H	692	C	C5-C6-N1	-6.60	117.70	121.00

Continued on next page...

Continued from previous page...

Mol	Chain	Res	Type	Atoms	Z	Observed(°)	Ideal(°)
26	1H	2550	G	C5-C6-O6	-6.60	124.64	128.60
26	14	788	A	N1-C6-N6	6.60	122.56	118.60
24	3K	2	C	C6-N1-C2	-6.60	117.66	120.30
26	1H	2477	C	N3-C2-O2	-6.60	117.28	121.90
26	14	783	A	C8-N9-C4	-6.60	103.16	105.80
26	1H	839	U	C5-C6-N1	-6.59	119.40	122.70
26	14	117	G	N9-C4-C5	-6.59	102.76	105.40
26	1H	68	G	O5'-P-OP1	-6.59	99.77	105.70
26	1H	2581	G	C4-C5-N7	6.59	113.44	110.80
26	1H	138	G	C4-C5-N7	6.59	113.44	110.80
26	1H	1596	A	N1-C6-N6	6.59	122.56	118.60
1	13	775	G	C5-C6-O6	-6.59	124.65	128.60
1	13	862	C	C6-N1-C2	6.59	122.94	120.30
1	13	1301	U	N1-C2-O2	6.59	127.41	122.80
26	1H	1363	C	C2-N3-C4	-6.59	116.61	119.90
26	1H	2380	C	C5-C6-N1	-6.59	117.70	121.00
1	1G	645	C	C6-N1-C2	-6.59	117.67	120.30
1	13	703	G	C5-C6-O6	-6.59	124.65	128.60
26	14	1627	G	C5-C6-O6	6.59	132.55	128.60
26	14	2494	G	C5-C6-O6	6.59	132.55	128.60
26	1H	195	A	N1-C6-N6	6.58	122.55	118.60
26	1H	967	C	O5'-P-OP2	-6.58	99.78	105.70
26	1H	2385	C	N1-C2-O2	-6.58	114.95	118.90
26	14	1821	A	N1-C6-N6	6.58	122.55	118.60
26	1H	1678	G	C6-C5-N7	-6.58	126.45	130.40
1	13	763	G	N3-C4-C5	6.58	131.89	128.60
27	16	14	U	O5'-P-OP2	-6.58	99.78	105.70
1	1G	413	G	C4-C5-N7	-6.58	108.17	110.80
1	13	802	A	N1-C6-N6	6.57	122.54	118.60
1	13	1434	A	C8-N9-C4	6.57	108.43	105.80
26	1H	898	C	C6-N1-C1'	-6.57	112.91	120.80
1	13	792	A	C3'-C2'-C1'	-6.57	96.24	101.50
26	1H	1066	U	C2-N1-C1'	6.57	125.59	117.70
26	14	244	A	C5-C6-N6	-6.57	118.44	123.70
26	14	1308	A	C5-C6-N6	6.57	128.96	123.70
26	1H	130	C	C6-N1-C2	6.57	122.93	120.30
26	1H	2819	G	C8-N9-C4	6.57	109.03	106.40
26	1H	630	G	C8-N9-C4	6.57	109.03	106.40
30	21	186	GLY	N-CA-C	6.57	129.52	113.10
26	14	681	G	N9-C4-C5	-6.57	102.77	105.40
26	14	1902	C	C5-C4-N4	-6.57	115.60	120.20
1	1G	791	G	N1-C6-O6	6.56	123.84	119.90

Continued on next page...

Continued from previous page...

Mol	Chain	Res	Type	Atoms	Z	Observed(°)	Ideal(°)
26	14	855	G	C8-N9-C4	-6.56	103.77	106.40
26	1H	785	G	N9-C4-C5	6.56	108.03	105.40
1	13	1519	A	C5-C6-N1	-6.56	114.42	117.70
26	1H	1026	U	C6-N1-C1'	6.56	130.39	121.20
1	13	1513	A	C8-N9-C4	6.56	108.42	105.80
26	1H	389	G	C8-N9-C4	6.56	109.02	106.40
26	1H	791	C	C5-C6-N1	-6.56	117.72	121.00
26	1H	1268	A	C8-N9-C4	6.56	108.42	105.80
26	14	2767	C	C5-C6-N1	6.56	124.28	121.00
26	1H	682	G	C6-C5-N7	-6.56	126.47	130.40
26	14	582	G	N1-C6-O6	6.56	123.83	119.90
26	14	2616	C	N3-C2-O2	-6.56	117.31	121.90
26	1H	1961	C	C6-N1-C2	6.56	122.92	120.30
26	14	668	G	N3-C4-C5	6.56	131.88	128.60
1	13	611	A	N1-C6-N6	6.55	122.53	118.60
26	14	1585	C	N1-C2-O2	6.55	122.83	118.90
26	1H	500	G	O5'-P-OP1	-6.55	99.80	105.70
26	1H	1617	C	N3-C4-C5	6.55	124.52	121.90
26	1H	1940	U	C5-C6-N1	-6.55	119.42	122.70
26	14	489	G	C6-C5-N7	-6.55	126.47	130.40
26	14	1820	U	O5'-P-OP1	-6.55	99.80	105.70
26	1H	2585	U	N3-C2-O2	-6.55	117.61	122.20
1	13	1054	C	C5-C4-N4	-6.55	115.62	120.20
26	1H	1634	A	C4-C5-C6	6.55	120.27	117.00
26	1H	1902	C	N3-C4-N4	-6.55	113.42	118.00
26	14	2226	C	N3-C4-C5	6.55	124.52	121.90
52	F5	21	ARG	NE-CZ-NH1	-6.55	117.03	120.30
1	13	974	A	C6-C5-N7	-6.54	127.72	132.30
26	1H	1332	G	C5-C6-N1	-6.54	108.23	111.50
26	1H	2288	A	C5-C6-N6	-6.54	118.46	123.70
26	14	252	G	C5-C6-O6	6.54	132.53	128.60
26	14	2709	G	C2-N3-C4	-6.54	108.63	111.90
26	14	2600	A	C5-C6-N6	6.54	128.93	123.70
26	14	2767	C	C6-N1-C2	-6.54	117.68	120.30
26	14	683	C	C5-C6-N1	-6.54	117.73	121.00
26	1H	632	A	O5'-P-OP2	6.53	118.54	110.70
26	14	566	U	C2-N3-C4	-6.53	123.08	127.00
26	14	2430	A	N1-C2-N3	6.53	132.56	129.30
26	14	690	G	N1-C6-O6	6.53	123.82	119.90
26	1H	802	A	N9-C4-C5	-6.53	103.19	105.80
26	14	1602	U	N3-C4-C5	-6.53	110.68	114.60
1	13	330	C	C6-N1-C2	-6.53	117.69	120.30

Continued on next page...

Continued from previous page...

Mol	Chain	Res	Type	Atoms	Z	Observed(°)	Ideal(°)
1	13	811	C	C6-N1-C2	6.53	122.91	120.30
1	13	1498	U	P-O3'-C3'	6.53	127.53	119.70
26	1H	577	G	O5'-P-OP2	-6.52	99.83	105.70
26	14	1925	C	N1-C2-O2	-6.52	114.98	118.90
1	13	539	A	C2-N3-C4	-6.52	107.34	110.60
26	14	843	G	N9-C4-C5	-6.52	102.79	105.40
26	14	1429	G	C8-N9-C4	-6.52	103.79	106.40
1	13	703	G	N3-C4-N9	6.52	129.91	126.00
26	14	2755	C	C5-C6-N1	6.52	124.26	121.00
26	14	1332	G	C8-N9-C1'	-6.52	118.53	127.00
1	13	1065	U	P-O3'-C3'	6.51	127.52	119.70
26	1H	528	A	C4-C5-N7	6.51	113.96	110.70
26	1H	862	G	N1-C6-O6	-6.51	115.99	119.90
26	1H	955	C	O5'-P-OP2	-6.51	99.84	105.70
46	D8	82	ARG	NE-CZ-NH1	-6.51	117.04	120.30
1	1G	25	C	O5'-P-OP2	-6.51	99.84	105.70
26	1H	734	A	N1-C6-N6	6.51	122.51	118.60
26	1H	1035	U	C5-C4-O4	6.51	129.81	125.90
26	14	57	C	N3-C2-O2	6.51	126.46	121.90
26	14	462	C	C5-C4-N4	-6.51	115.64	120.20
26	14	786	C	C6-N1-C2	6.51	122.91	120.30
1	13	1516	G	N3-C4-N9	-6.51	122.09	126.00
29	11	258	LYS	CD-CE-NZ	6.51	126.67	111.70
26	14	623	G	N1-C6-O6	6.51	123.81	119.90
26	14	2415	G	C6-C5-N7	-6.51	126.49	130.40
26	1H	828	U	N3-C2-O2	-6.51	117.64	122.20
26	14	265	A	C2-N3-C4	-6.51	107.35	110.60
26	1H	1347	G	N1-C6-O6	6.51	123.80	119.90
26	1H	1229	G	C8-N9-C4	6.50	109.00	106.40
26	1H	1354	A	C4-C5-N7	6.50	113.95	110.70
26	1H	310	A	C8-N9-C4	6.50	108.40	105.80
1	1G	224	C	C6-N1-C2	6.50	122.90	120.30
26	1H	2085	C	C6-N1-C2	6.50	122.90	120.30
26	1H	2713	A	N1-C2-N3	6.50	132.55	129.30
27	16	44	G	O5'-P-OP2	-6.50	99.85	105.70
26	14	463	G	C8-N9-C4	6.50	109.00	106.40
26	14	1496	A	O4'-C1'-N9	6.50	113.40	108.20
26	14	1934	C	C6-N1-C2	6.50	122.90	120.30
26	14	1204	A	O4'-C1'-N9	6.49	113.39	108.20
1	13	690	G	N3-C4-C5	-6.49	125.35	128.60
26	1H	210	C	N3-C4-C5	6.49	124.50	121.90
26	1H	972	G	O5'-P-OP1	6.49	118.49	110.70

Continued on next page...

Continued from previous page...

Mol	Chain	Res	Type	Atoms	Z	Observed(°)	Ideal(°)
26	1H	49	A	O5'-P-OP2	-6.49	99.86	105.70
26	1H	575	A	C8-N9-C4	6.49	108.39	105.80
26	1H	1786	A	C4-C5-C6	6.49	120.25	117.00
26	1H	1800	C	O5'-P-OP2	6.49	118.48	110.70
26	1H	2544	G	C5-C6-O6	-6.49	124.71	128.60
22	1L	17	U	P-O3'-C3'	6.49	127.48	119.70
26	14	2019	A	C8-N9-C4	6.49	108.39	105.80
26	14	2273	A	O5'-P-OP2	-6.49	99.86	105.70
26	14	2441	C	N3-C4-N4	-6.49	113.46	118.00
27	16	41	U	C5-C6-N1	-6.48	119.46	122.70
26	14	193	U	C6-N1-C2	6.48	124.89	121.00
26	14	2371	G	C8-N9-C4	6.48	108.99	106.40
26	1H	1806	C	O5'-P-OP2	-6.48	99.87	105.70
26	1H	2199	A	O5'-P-OP1	-6.48	99.87	105.70
26	1H	2566	A	P-O3'-C3'	6.48	127.47	119.70
24	3L	60	A	C2-N3-C4	6.48	113.84	110.60
26	14	58	G	C4-C5-N7	6.48	113.39	110.80
26	14	1323	U	N3-C2-O2	6.48	126.73	122.20
26	14	1950	G	C2-N3-C4	6.48	115.14	111.90
26	1H	1192	G	O5'-P-OP2	-6.47	99.87	105.70
1	13	1467	G	O5'-P-OP2	-6.47	99.88	105.70
26	14	2038	G	N9-C4-C5	-6.47	102.81	105.40
27	1J	39	A	C8-N9-C4	-6.47	103.21	105.80
26	14	1619	G	OP1-P-O3'	6.47	119.44	105.20
26	14	1992	G	P-O3'-C3'	6.47	127.46	119.70
1	13	310	G	N3-C4-C5	6.46	131.83	128.60
1	1G	266	G	C4-N9-C1'	6.46	134.90	126.50
26	1H	741	G	C5-C6-O6	-6.46	124.72	128.60
26	14	2582	G	C4-C5-N7	6.46	113.38	110.80
26	1H	2031	A	C5-C6-N6	-6.46	118.53	123.70
1	1G	1281	U	C2-N1-C1'	6.46	125.45	117.70
26	1H	1972	A	C6-C5-N7	-6.46	127.78	132.30
1	1G	1486	G	C8-N9-C4	6.46	108.98	106.40
26	14	1396	U	N1-C2-O2	6.46	127.32	122.80
26	14	2088	G	N1-C6-O6	6.46	123.77	119.90
26	14	382	G	N3-C2-N2	-6.45	115.38	119.90
26	1H	2779	U	C5-C6-N1	-6.45	119.47	122.70
24	3K	34	U	P-O3'-C3'	6.45	127.44	119.70
26	1H	699	A	C5-C6-N6	-6.45	118.54	123.70
26	1H	1663	C	N3-C4-C5	6.45	124.48	121.90
1	1G	45	U	C5-C6-N1	-6.45	119.48	122.70
26	1H	1372	U	N3-C4-O4	6.45	123.91	119.40

Continued on next page...

Continued from previous page...

Mol	Chain	Res	Type	Atoms	Z	Observed(°)	Ideal(°)
26	1H	2250	G	N9-C4-C5	6.44	107.98	105.40
1	1G	789	U	C6-N1-C2	-6.44	117.14	121.00
1	1G	1227	A	N1-C6-N6	6.44	122.46	118.60
1	13	1519	A	C4-C5-N7	-6.44	107.48	110.70
26	1H	2308	G	C6-N1-C2	6.43	128.96	125.10
26	1H	1768	U	C2-N1-C1'	-6.43	109.98	117.70
22	1L	16	C	N3-C2-O2	-6.43	117.40	121.90
1	13	1469	G	C8-N9-C4	-6.43	103.83	106.40
26	1H	735	A	C2-N3-C4	-6.43	107.39	110.60
26	1H	765	G	N1-C2-N2	6.43	121.99	116.20
26	1H	865	C	O5'-P-OP2	6.43	118.42	110.70
26	1H	1626	G	N3-C2-N2	-6.43	115.40	119.90
26	1H	2253	G	C8-N9-C4	6.43	108.97	106.40
26	1H	2713	A	C6-C5-N7	-6.43	127.80	132.30
26	1H	1396	U	C5-C4-O4	6.42	129.75	125.90
1	1G	1157	A	P-O3'-C3'	6.42	127.41	119.70
1	13	1329	A	N1-C6-N6	6.42	122.45	118.60
26	1H	2584	U	N1-C2-N3	6.42	118.75	114.90
26	1H	766	C	N3-C4-C5	-6.42	119.33	121.90
26	1H	1534	G	N3-C4-C5	-6.42	125.39	128.60
26	14	671	C	N1-C2-N3	6.42	123.69	119.20
26	1H	2236	C	N3-C4-N4	6.41	122.49	118.00
26	14	674	G	N1-C6-O6	6.41	123.75	119.90
26	1H	2684	U	C5-C6-N1	-6.41	119.49	122.70
22	1K	10	G	O5'-P-OP1	-6.41	99.93	105.70
36	38	93	LEU	CA-CB-CG	-6.41	100.56	115.30
1	1G	704	A	N9-C4-C5	-6.41	103.24	105.80
26	14	796	C	N3-C4-C5	6.41	124.46	121.90
26	14	836	G	C4-C5-N7	6.41	113.36	110.80
26	14	1899	G	C5-C6-O6	6.41	132.44	128.60
1	13	892	A	C2-N3-C4	-6.41	107.40	110.60
26	14	940	G	O5'-P-OP2	-6.41	99.94	105.70
26	1H	2766	G	C5-C6-O6	-6.40	124.76	128.60
1	13	1354	C	C5-C6-N1	6.40	124.20	121.00
26	1H	1606	G	N3-C4-N9	6.40	129.84	126.00
26	14	1314	C	N1-C2-O2	6.40	122.74	118.90
26	14	2430	A	C5-C6-N1	-6.40	114.50	117.70
1	13	1498	U	O4'-C1'-N1	-6.40	103.08	108.20
26	1H	944	G	C5-C6-O6	6.40	132.44	128.60
26	1H	2712	U	C5-C6-N1	-6.40	119.50	122.70
26	14	90	U	N1-C2-O2	6.40	127.28	122.80
26	14	2363	C	C6-N1-C2	6.40	122.86	120.30

Continued on next page...

Continued from previous page...

Mol	Chain	Res	Type	Atoms	Z	Observed(°)	Ideal(°)
26	1H	1354	A	C5-N7-C8	-6.40	100.70	103.90
26	14	89	G	N9-C4-C5	-6.40	102.84	105.40
1	13	503	C	C6-N1-C2	-6.40	117.74	120.30
1	13	1028	C	N3-C2-O2	-6.40	117.42	121.90
23	2K	27	G	N3-C4-C5	6.40	131.80	128.60
27	16	9	G	N9-C4-C5	-6.40	102.84	105.40
26	14	101	G	N3-C4-C5	-6.39	125.40	128.60
26	14	1302	A	N9-C4-C5	6.39	108.36	105.80
26	14	1302	A	OP1-P-OP2	6.39	129.19	119.60
26	14	250	G	C6-C5-N7	-6.39	126.56	130.40
26	1H	274	G	N7-C8-N9	6.39	116.30	113.10
26	1H	816	C	N3-C2-O2	6.39	126.37	121.90
26	1H	1204	A	N1-C2-N3	6.39	132.50	129.30
26	14	666	G	C2-N3-C4	-6.39	108.71	111.90
26	1H	1781	C	C6-N1-C2	6.39	122.86	120.30
1	13	750	G	O5'-P-OP1	-6.39	99.95	105.70
26	1H	1415	U	C5-C4-O4	6.38	129.73	125.90
26	1H	1917	U	OP1-P-O3'	6.38	119.25	105.20
26	14	101	G	C8-N9-C4	-6.38	103.85	106.40
26	14	1030	G	C4-C5-N7	6.38	113.35	110.80
26	14	2263	C	C6-N1-C2	-6.38	117.75	120.30
1	13	522	C	O5'-P-OP2	-6.38	99.96	105.70
1	13	974	A	C2-N3-C4	-6.38	107.41	110.60
1	13	757	U	N1-C2-O2	6.38	127.27	122.80
26	1H	508	G	C5-C6-O6	-6.38	124.77	128.60
26	1H	802	A	OP2-P-O3'	6.38	119.23	105.20
26	14	2512	C	N3-C2-O2	6.38	126.36	121.90
23	2K	77	A	N7-C8-N9	-6.38	110.61	113.80
26	1H	1802	A	C6-N1-C2	-6.38	114.77	118.60
26	14	161	U	C5-C6-N1	6.38	125.89	122.70
33	59	152	ARG	C-N-CA	6.38	137.64	121.70
26	14	330	A	N1-C2-N3	6.38	132.49	129.30
26	14	2385	C	N3-C4-C5	6.38	124.45	121.90
1	13	720	C	C6-N1-C2	-6.37	117.75	120.30
1	13	552	U	O5'-P-OP1	6.37	118.34	110.70
23	2K	18	C	C5-C6-N1	6.37	124.19	121.00
49	C5	31	LEU	CA-CB-CG	6.37	129.96	115.30
26	1H	2847	U	O5'-P-OP2	6.37	118.34	110.70
26	14	2577	A	O5'-P-OP2	-6.37	99.97	105.70
1	13	524	G	C6-C5-N7	-6.37	126.58	130.40
1	1G	758	G	N1-C6-O6	6.37	123.72	119.90
26	14	308	G	N1-C6-O6	6.37	123.72	119.90

Continued on next page...

Continued from previous page...

Mol	Chain	Res	Type	Atoms	Z	Observed(°)	Ideal(°)
26	1H	1270	C	C5-C6-N1	-6.37	117.82	121.00
26	1H	1807	G	N9-C4-C5	-6.37	102.85	105.40
26	1H	2032	G	C4-C5-C6	6.37	122.62	118.80
26	14	2430	A	C4-C5-N7	6.37	113.88	110.70
26	14	2457	U	N3-C2-O2	-6.37	117.74	122.20
26	14	252	G	O5'-P-OP2	-6.36	99.97	105.70
26	14	270(C)	C	C6-N1-C2	-6.36	117.75	120.30
26	14	510	C	N3-C2-O2	-6.36	117.45	121.90
26	14	2210	G	C8-N9-C1'	-6.36	118.73	127.00
1	13	545	C	N3-C4-C5	6.36	124.44	121.90
26	1H	1409	C	C6-N1-C2	6.36	122.84	120.30
26	1H	1413	G	N7-C8-N9	6.36	116.28	113.10
1	1G	332	G	C8-N9-C4	6.36	108.94	106.40
26	14	1359	A	N1-C2-N3	-6.36	126.12	129.30
1	13	1054	C	O5'-P-OP2	-6.36	99.98	105.70
50	D5	59	LEU	CA-CB-CG	6.36	129.93	115.30
26	1H	790	C	N1-C2-O2	-6.36	115.09	118.90
26	1H	1310	G	N1-C6-O6	6.36	123.72	119.90
1	1G	117	G	C5-C6-O6	-6.36	124.79	128.60
1	13	789	U	N3-C4-O4	-6.36	114.95	119.40
26	14	694	U	O5'-P-OP1	6.36	118.33	110.70
26	14	2042	A	O5'-P-OP2	-6.36	99.98	105.70
26	1H	2059	A	N1-C6-N6	6.35	122.41	118.60
26	1H	1858	G	N3-C4-N9	6.35	129.81	126.00
26	1H	2586	C	N3-C4-C5	6.35	124.44	121.90
26	1H	2691	C	C6-N1-C2	6.35	122.84	120.30
26	14	570	G	N1-C2-N2	-6.35	110.48	116.20
26	14	2299	G	N1-C6-O6	6.35	123.71	119.90
26	14	2873	A	O4'-C1'-N9	6.35	113.28	108.20
1	13	1434	A	N7-C8-N9	-6.35	110.62	113.80
1	1G	576	G	C4-N9-C1'	6.35	134.76	126.50
1	1G	1158	C	N3-C4-C5	-6.35	119.36	121.90
26	1H	1566	A	O5'-P-OP1	6.35	118.32	110.70
26	1H	2595	G	C5-N7-C8	-6.35	101.13	104.30
26	14	270	A	C2-N3-C4	-6.35	107.42	110.60
33	59	88	LEU	CA-CB-CG	6.35	129.91	115.30
26	1H	115	C	N1-C2-O2	-6.35	115.09	118.90
26	1H	207	A	N1-C6-N6	6.35	122.41	118.60
26	1H	690	G	C8-N9-C4	6.35	108.94	106.40
26	1H	802	A	N1-C6-N6	6.35	122.41	118.60
26	1H	1955	U	C5-C4-O4	6.35	129.71	125.90
27	16	43	C	OP2-P-O3'	6.35	119.17	105.20

Continued on next page...

Continued from previous page...

Mol	Chain	Res	Type	Atoms	Z	Observed(°)	Ideal(°)
26	1H	2423	U	C6-N1-C2	6.35	124.81	121.00
1	13	360	A	N1-C6-N6	6.34	122.41	118.60
26	1H	271(B)	G	C4-N9-C1'	6.34	134.75	126.50
33	51	153	LYS	C-N-CA	6.34	148.64	122.00
26	14	613	U	N3-C2-O2	-6.34	117.76	122.20
26	1H	621	A	C5-C6-N6	-6.34	118.63	123.70
26	14	582	G	N9-C4-C5	-6.34	102.86	105.40
26	14	1633	G	N1-C6-O6	6.34	123.70	119.90
26	14	2092	U	N1-C2-N3	6.34	118.70	114.90
26	1H	78	A	N1-C6-N6	6.34	122.40	118.60
26	1H	781	A	O5'-P-OP1	-6.34	100.00	105.70
26	1H	961	C	O4'-C1'-N1	6.34	113.27	108.20
26	1H	2062	A	C8-N9-C4	6.34	108.33	105.80
1	1G	1378	C	C6-N1-C2	-6.34	117.77	120.30
1	1G	1081	G	C8-N9-C4	6.34	108.94	106.40
26	14	2433	A	N1-C2-N3	6.33	132.47	129.30
26	14	252	G	C4-C5-N7	-6.33	108.27	110.80
26	14	1308	A	N9-C4-C5	6.33	108.33	105.80
26	1H	1678	G	N3-C4-N9	-6.33	122.20	126.00
26	1H	1821	A	N1-C2-N3	6.33	132.47	129.30
24	3L	49	C	N3-C2-O2	-6.33	117.47	121.90
26	14	2766	G	N7-C8-N9	6.33	116.26	113.10
26	1H	1597	A	O4'-C1'-N9	6.33	113.26	108.20
26	1H	1610	A	N9-C4-C5	-6.33	103.27	105.80
26	1H	1940	U	C4-C5-C6	6.33	123.50	119.70
26	14	1616	A	N3-C4-C5	6.33	131.23	126.80
26	14	2600	A	N1-C6-N6	-6.33	114.81	118.60
26	14	205	G	N3-C2-N2	6.32	124.33	119.90
26	14	1602	U	N1-C2-O2	-6.32	118.37	122.80
26	1H	70	G	OP1-P-O3'	6.32	119.11	105.20
26	14	2038	G	C8-N9-C4	6.32	108.93	106.40
26	1H	197	A	N1-C2-N3	6.32	132.46	129.30
26	1H	1586	A	N1-C6-N6	6.32	122.39	118.60
26	14	246	C	C6-N1-C2	6.32	122.83	120.30
26	14	1313	U	C2-N1-C1'	6.32	125.28	117.70
26	1H	572	A	C4-C5-C6	6.32	120.16	117.00
26	1H	2503	A	N1-C2-N3	-6.32	126.14	129.30
26	14	1380	G	N1-C6-O6	6.32	123.69	119.90
1	13	354	G	C6-C5-N7	-6.32	126.61	130.40
26	1H	1996	C	N3-C4-N4	-6.32	113.58	118.00
26	14	415	A	O5'-P-OP2	-6.32	100.01	105.70
26	14	1314	C	C6-N1-C1'	-6.32	113.22	120.80

Continued on next page...

Continued from previous page...

Mol	Chain	Res	Type	Atoms	Z	Observed(°)	Ideal(°)
50	D5	191	VAL	C-N-CA	6.32	137.49	121.70
26	14	582	G	C4-C5-N7	6.32	113.33	110.80
26	14	2084	C	C5-C6-N1	-6.31	117.84	121.00
26	1H	687	C	C5-C6-N1	6.31	124.16	121.00
1	13	1513	A	N1-C6-N6	6.31	122.39	118.60
26	1H	1828	G	C5-C6-N1	-6.31	108.34	111.50
26	1H	2448	A	N3-C4-N9	-6.31	122.35	127.40
26	1H	2598	A	C8-N9-C4	6.31	108.32	105.80
1	1G	458	C	C6-N1-C2	-6.31	117.78	120.30
26	14	428	A	C8-N9-C4	-6.31	103.28	105.80
26	14	693	C	C5-C6-N1	-6.31	117.85	121.00
26	1H	735	A	N1-C6-N6	6.31	122.38	118.60
26	1H	1972	A	N3-C4-N9	6.31	132.45	127.40
26	14	1797	C	C6-N1-C2	6.31	122.82	120.30
26	1H	465	G	C5-N7-C8	6.31	107.45	104.30
26	1H	2490	G	C8-N9-C4	-6.31	103.88	106.40
27	16	94	C	N3-C4-C5	-6.31	119.38	121.90
27	1J	81	G	C5-N7-C8	-6.31	101.15	104.30
43	A8	101	LEU	CA-CB-CG	6.30	129.80	115.30
26	14	58	G	N1-C6-O6	6.30	123.68	119.90
26	1H	1607	C	N1-C2-O2	6.30	122.68	118.90
26	1H	2301	C	C6-N1-C2	-6.30	117.78	120.30
26	1H	2331	G	N9-C4-C5	-6.30	102.88	105.40
26	14	1776	G	N3-C4-N9	6.30	129.78	126.00
1	13	117	G	N1-C6-O6	6.30	123.68	119.90
26	14	2428	G	N9-C4-C5	6.30	107.92	105.40
26	14	2621	A	N1-C6-N6	-6.30	114.82	118.60
1	13	583	A	O5'-P-OP2	6.30	118.25	110.70
24	3K	13	C	C5-C6-N1	6.30	124.15	121.00
26	1H	1653	G	N3-C4-C5	-6.30	125.45	128.60
1	1G	108	G	C6-C5-N7	-6.30	126.62	130.40
26	14	2870	C	C6-N1-C2	-6.30	117.78	120.30
26	14	2376	A	N9-C4-C5	-6.29	103.28	105.80
26	1H	1204	A	C5-N7-C8	-6.29	100.75	103.90
26	1H	2271	G	N9-C4-C5	-6.29	102.88	105.40
26	1H	2346	A	C5-C6-N1	-6.29	114.55	117.70
26	1H	308	G	C4-N9-C1'	6.29	134.68	126.50
26	14	2428	G	C4-C5-N7	-6.29	108.28	110.80
26	1H	1559	G	C2-N3-C4	-6.29	108.75	111.90
1	1G	576	G	C8-N9-C1'	-6.29	118.82	127.00
1	13	963	G	N1-C6-O6	-6.29	116.13	119.90
23	2K	17	C	C5-C6-N1	6.29	124.14	121.00

Continued on next page...

Continued from previous page...

Mol	Chain	Res	Type	Atoms	Z	Observed(°)	Ideal(°)
26	14	1950	G	O4'-C1'-N9	6.29	113.23	108.20
26	14	2413	G	N9-C4-C5	-6.29	102.89	105.40
26	14	2712	U	C5-C6-N1	-6.29	119.56	122.70
26	1H	193	U	C2-N3-C4	-6.29	123.23	127.00
26	1H	1308	A	N1-C2-N3	6.29	132.44	129.30
26	1H	1316	U	N3-C4-O4	-6.29	115.00	119.40
26	1H	2085	C	O5'-P-OP2	-6.29	100.04	105.70
26	1H	2830	G	C4-N9-C1'	6.29	134.67	126.50
26	1H	2275	C	N3-C4-C5	-6.29	119.39	121.90
26	1H	2597	G	O5'-P-OP2	-6.29	100.04	105.70
7	62	142	GLU	C-N-CA	6.29	137.41	121.70
1	13	413	G	C8-N9-C4	-6.28	103.89	106.40
26	14	2640	G	C8-N9-C4	-6.28	103.89	106.40
26	1H	621	A	N3-C4-C5	6.28	131.20	126.80
25	4L	14	A	N1-C6-N6	-6.28	114.83	118.60
1	13	1419	G	N1-C6-O6	6.28	123.67	119.90
23	2K	1	C	N1-C2-O2	6.28	122.67	118.90
26	14	288	C	N1-C2-O2	6.28	122.67	118.90
26	14	1142	U	C6-N1-C1'	-6.28	112.41	121.20
26	14	1975	G	N9-C4-C5	-6.28	102.89	105.40
26	14	2111	C	C6-N1-C2	-6.28	117.79	120.30
1	13	893	C	N1-C2-O2	6.27	122.66	118.90
24	3L	65	C	N1-C2-O2	6.27	122.66	118.90
26	14	1899	G	C4-C5-C6	6.27	122.56	118.80
26	1H	203	C	C5-C4-N4	-6.27	115.81	120.20
26	1H	796	C	N3-C4-C5	6.27	124.41	121.90
26	1H	2504	U	OP1-P-OP2	6.27	129.00	119.60
27	16	60	C	C5-C4-N4	-6.27	115.81	120.20
1	13	904	C	N3-C4-C5	6.27	124.41	121.90
26	1H	848	G	O5'-P-OP2	-6.27	100.06	105.70
1	1G	1286	A	N7-C8-N9	6.27	116.93	113.80
26	14	1601	G	OP1-P-O3'	6.27	118.99	105.20
1	13	1486	G	N3-C4-C5	6.27	131.73	128.60
26	1H	951	C	N3-C4-C5	6.27	124.41	121.90
26	1H	1496	A	C4-C5-N7	6.27	113.83	110.70
26	14	1937	A	N1-C6-N6	6.26	122.36	118.60
26	14	1614	A	C6-C5-N7	-6.26	127.92	132.30
26	1H	1799	G	P-O3'-C3'	6.26	127.21	119.70
26	1H	1858	G	C5-C6-O6	-6.26	124.84	128.60
26	14	2576	G	C2-N3-C4	6.26	115.03	111.90
26	1H	271(B)	G	N3-C4-N9	6.26	129.76	126.00
27	16	44	G	OP2-P-O3'	6.26	118.97	105.20

Continued on next page...

Continued from previous page...

Mol	Chain	Res	Type	Atoms	Z	Observed(°)	Ideal(°)
26	14	703	U	N3-C4-O4	-6.26	115.02	119.40
26	1H	601	C	N3-C4-C5	6.26	124.40	121.90
1	1G	687	A	P-O3'-C3'	6.26	127.21	119.70
26	14	735	A	C8-N9-C4	6.26	108.30	105.80
26	1H	1624	G	N7-C8-N9	-6.26	109.97	113.10
26	1H	2030	A	C5-C6-N6	-6.26	118.69	123.70
23	2L	48	U	P-O3'-C3'	6.26	127.21	119.70
26	14	489	G	C4-C5-N7	6.26	113.30	110.80
26	14	1555	G	C4-N9-C1'	6.26	134.63	126.50
1	1G	380	G	N3-C4-N9	-6.25	122.25	126.00
26	1H	274	G	C8-N9-C4	-6.25	103.90	106.40
26	1H	630	G	C5-C6-O6	-6.25	124.85	128.60
26	14	824	A	N9-C4-C5	-6.25	103.30	105.80
26	14	929	G	N7-C8-N9	6.25	116.23	113.10
26	14	1273	U	C6-N1-C2	6.25	124.75	121.00
26	14	1786	A	N3-C4-C5	6.25	131.18	126.80
26	14	177	G	C4-C5-N7	-6.25	108.30	110.80
26	1H	657	U	C5-C6-N1	-6.25	119.58	122.70
26	1H	2253	G	C4-C5-N7	6.25	113.30	110.80
26	14	242	G	C8-N9-C4	6.25	108.90	106.40
26	14	769	G	OP1-P-O3'	6.25	118.94	105.20
26	14	1819	A	P-O3'-C3'	6.25	127.20	119.70
26	1H	1340	U	C6-N1-C2	6.25	124.75	121.00
26	14	2324	C	N3-C4-C5	6.24	124.40	121.90
26	14	2443	C	N3-C4-N4	6.24	122.37	118.00
26	14	1808	U	N1-C2-O2	6.24	127.17	122.80
1	13	422	C	N3-C2-O2	-6.24	117.53	121.90
26	1H	197	A	C2-N3-C4	-6.24	107.48	110.60
26	14	767	U	C5-C6-N1	-6.24	119.58	122.70
26	14	1359	A	C4-C5-C6	-6.24	113.88	117.00
1	13	386	C	C2-N1-C1'	-6.24	111.94	118.80
1	1G	449	C	C5-C4-N4	6.24	124.57	120.20
26	14	836	G	C5-N7-C8	-6.24	101.18	104.30
26	14	1272	A	N1-C6-N6	6.24	122.34	118.60
26	1H	481	G	C8-N9-C4	6.23	108.89	106.40
26	14	2423	U	C6-N1-C2	6.23	124.74	121.00
26	14	2600	A	C8-N9-C4	-6.23	103.31	105.80
26	1H	456	C	O5'-P-OP2	-6.23	100.09	105.70
26	1H	1332	G	C6-C5-N7	-6.23	126.66	130.40
26	1H	1441	G	C8-N9-C4	6.23	108.89	106.40
26	14	2044	C	O5'-P-OP1	-6.23	100.09	105.70
1	13	721	G	N3-C4-N9	6.23	129.74	126.00

Continued on next page...

Continued from previous page...

Mol	Chain	Res	Type	Atoms	Z	Observed(°)	Ideal(°)
26	1H	660	G	C6-C5-N7	-6.23	126.66	130.40
26	1H	1982	C	O5'-P-OP2	-6.23	100.09	105.70
1	1G	1519	A	N7-C8-N9	6.23	116.92	113.80
1	13	1298	C	C6-N1-C2	6.23	122.79	120.30
1	13	1404	C	C4-C5-C6	-6.23	114.29	117.40
26	14	1313	U	N3-C4-O4	6.23	123.76	119.40
26	14	2518	A	C5-C6-N1	-6.23	114.59	117.70
26	1H	725	G	C8-N9-C4	-6.23	103.91	106.40
26	1H	2268	A	N9-C4-C5	-6.22	103.31	105.80
26	1H	2845	G	C6-C5-N7	-6.22	126.67	130.40
26	14	1780	A	C5-C6-N6	6.22	128.68	123.70
26	1H	2330	G	N1-C2-N2	-6.22	110.60	116.20
26	14	1605	C	N1-C2-O2	-6.22	115.17	118.90
26	14	2436	G	O5'-P-OP1	-6.22	100.10	105.70
26	14	2596	U	C5-C4-O4	6.22	129.63	125.90
1	13	1279	A	N7-C8-N9	6.22	116.91	113.80
26	14	566	U	C6-N1-C2	6.22	124.73	121.00
26	1H	845	G	N3-C4-N9	-6.22	122.27	126.00
26	14	244	A	C4-C5-N7	6.22	113.81	110.70
26	1H	1325	G	N3-C4-C5	-6.22	125.49	128.60
26	1H	1757	U	OP1-P-O3'	6.22	118.88	105.20
1	13	1204	A	N1-C6-N6	6.21	122.33	118.60
26	1H	1939	U	N3-C4-C5	6.21	118.33	114.60
26	14	1341	U	O5'-P-OP1	-6.21	100.11	105.70
26	1H	2715	C	N3-C4-C5	6.21	124.39	121.90
26	1H	577	G	N3-C4-N9	6.21	129.73	126.00
26	1H	1786	A	C4-N9-C1'	6.21	137.48	126.30
26	14	117	G	C4-C5-N7	6.21	113.28	110.80
26	14	1332	G	N1-C2-N3	6.21	127.63	123.90
26	14	1786	A	N9-C1'-C2'	6.21	122.08	114.00
26	14	2261	C	O5'-P-OP1	6.21	118.15	110.70
1	13	1305	G	C2-N3-C4	-6.21	108.80	111.90
26	14	203	C	N1-C2-O2	-6.21	115.17	118.90
26	1H	1333	C	N3-C2-O2	6.21	126.25	121.90
26	1H	1902	C	C5-C4-N4	6.21	124.55	120.20
26	1H	914	C	C6-N1-C1'	6.21	128.25	120.80
26	1H	945	A	N1-C2-N3	6.21	132.40	129.30
26	14	888	C	OP2-P-O3'	6.21	118.85	105.20
26	14	1425	G	C5-C6-O6	-6.21	124.88	128.60
26	1H	541	C	N1-C2-O2	6.21	122.62	118.90
26	14	1328	G	C5-C6-O6	-6.21	124.88	128.60
26	14	1931	U	N3-C2-O2	6.21	126.54	122.20

Continued on next page...

Continued from previous page...

Mol	Chain	Res	Type	Atoms	Z	Observed(°)	Ideal(°)
26	1H	1370	C	O5'-P-OP2	6.20	118.14	110.70
26	1H	2481	G	N9-C4-C5	-6.20	102.92	105.40
1	13	922	G	C8-N9-C4	-6.20	103.92	106.40
1	13	1536	C	C6-N1-C2	-6.20	117.82	120.30
26	1H	2424	C	C4-C5-C6	-6.20	114.30	117.40
26	1H	2698	U	C5-C6-N1	-6.20	119.60	122.70
26	14	90	U	N3-C2-O2	-6.20	117.86	122.20
26	14	1162	G	O5'-P-OP1	-6.20	100.12	105.70
26	14	2491	U	N3-C2-O2	6.20	126.54	122.20
23	2K	6	G	C8-N9-C4	6.20	108.88	106.40
26	1H	145	G	C8-N9-C4	6.20	108.88	106.40
26	1H	1299	G	O5'-P-OP2	6.20	118.14	110.70
1	1G	87	A	N1-C6-N6	6.20	122.32	118.60
26	14	15	G	C2-N3-C4	-6.20	108.80	111.90
26	14	856	C	O5'-P-OP1	-6.20	100.12	105.70
26	14	1287	A	C8-N9-C4	-6.20	103.32	105.80
26	1H	681	G	N9-C4-C5	-6.20	102.92	105.40
26	14	1342	A	C2-N3-C4	-6.20	107.50	110.60
26	14	1786	A	C8-N9-C4	-6.20	103.32	105.80
26	14	2498	C	C6-N1-C2	6.20	122.78	120.30
26	14	1314	C	C2-N1-C1'	6.19	125.61	118.80
26	1H	1333	C	N1-C2-O2	-6.19	115.19	118.90
26	14	34	C	O4'-C1'-N1	6.19	113.15	108.20
26	14	462	C	C6-N1-C2	6.19	122.78	120.30
27	16	44	G	P-O3'-C3'	6.19	127.13	119.70
1	13	656	C	C5-C6-N1	6.19	124.09	121.00
26	1H	2259	G	N1-C6-O6	6.19	123.61	119.90
3	22	91	LEU	CA-CB-CG	6.19	129.53	115.30
26	14	2617	C	C6-N1-C2	6.19	122.78	120.30
1	1G	785	G	N1-C6-O6	6.18	123.61	119.90
26	14	600	G	N1-C6-O6	6.18	123.61	119.90
26	14	1790	C	C6-N1-C2	6.18	122.77	120.30
38	58	15	LEU	CA-CB-CG	6.18	129.52	115.30
26	1H	462	C	O5'-P-OP2	-6.18	100.14	105.70
32	41	94	LEU	CA-CB-CG	6.18	129.52	115.30
26	14	1725	G	C8-N9-C1'	-6.18	118.96	127.00
1	13	971	G	N1-C6-O6	6.18	123.61	119.90
26	1H	29	U	OP1-P-OP2	-6.18	110.33	119.60
1	13	984	C	C6-N1-C2	6.18	122.77	120.30
26	1H	619	G	C8-N9-C4	6.18	108.87	106.40
26	1H	1544	C	O4'-C1'-N1	6.18	113.14	108.20
26	1H	1931	U	C5-C6-N1	-6.18	119.61	122.70

Continued on next page...

Continued from previous page...

Mol	Chain	Res	Type	Atoms	Z	Observed(°)	Ideal(°)
26	1H	474	G	N3-C4-N9	-6.18	122.30	126.00
26	1H	968	G	O5'-P-OP2	-6.18	100.14	105.70
26	14	1342	A	N7-C8-N9	6.18	116.89	113.80
26	1H	232	G	N3-C4-N9	6.17	129.70	126.00
26	1H	1316	U	C5-C4-O4	6.17	129.60	125.90
26	14	254	G	OP1-P-OP2	6.17	128.86	119.60
26	14	2236	C	C6-N1-C2	6.17	122.77	120.30
26	1H	693	C	C4-C5-C6	6.17	120.49	117.40
1	13	422	C	O5'-P-OP2	-6.17	100.15	105.70
1	13	524	G	C5-N7-C8	-6.17	101.22	104.30
26	1H	582	G	C4-C5-N7	6.17	113.27	110.80
26	1H	1192	G	C8-N9-C4	6.17	108.87	106.40
26	14	621	A	C5-C6-N1	-6.17	114.61	117.70
26	14	1241	A	C2-N3-C4	-6.17	107.51	110.60
26	14	2585	U	N3-C2-O2	-6.17	117.88	122.20
26	1H	2726	U	N3-C2-O2	-6.17	117.88	122.20
26	1H	2848	G	C5-C6-O6	6.17	132.30	128.60
35	61	131	LYS	C-N-CD	-6.17	107.03	120.60
1	13	1412	C	C5-C6-N1	-6.17	117.92	121.00
26	1H	1355	G	C8-N9-C4	-6.17	103.93	106.40
26	14	2443	C	N3-C4-C5	-6.17	119.43	121.90
26	14	2597	G	C8-N9-C1'	-6.17	118.98	127.00
22	1K	14	A	O4'-C1'-N9	6.17	113.13	108.20
26	1H	860	U	O5'-P-OP1	6.17	118.10	110.70
26	1H	2590	A	C2-N3-C4	-6.17	107.52	110.60
1	13	816	A	N7-C8-N9	6.16	116.88	113.80
26	1H	2552	U	C4-C5-C6	6.16	123.40	119.70
26	1H	131	G	C5-C6-O6	-6.16	124.90	128.60
26	14	912	C	C2-N1-C1'	6.16	125.58	118.80
26	1H	2428	G	N3-C4-C5	-6.16	125.52	128.60
24	3L	16	C	N1-C2-O2	6.16	122.60	118.90
26	1H	689	A	C2-N3-C4	-6.16	107.52	110.60
26	1H	2518	A	C5-C6-N6	-6.16	118.77	123.70
26	14	1992	G	C8-N9-C4	-6.16	103.94	106.40
26	14	2191	G	C4-C5-N7	6.16	113.26	110.80
26	1H	624	C	O5'-P-OP2	6.16	118.09	110.70
26	1H	2246	G	OP1-P-O3'	6.16	118.74	105.20
26	14	802	A	N1-C6-N6	-6.15	114.91	118.60
26	14	863	A	O5'-P-OP2	-6.15	100.16	105.70
23	2K	27	G	N3-C2-N2	-6.15	115.59	119.90
26	1H	660	G	C5-N7-C8	-6.15	101.22	104.30
26	1H	736	C	O5'-P-OP2	6.15	118.08	110.70

Continued on next page...

Continued from previous page...

Mol	Chain	Res	Type	Atoms	Z	Observed(°)	Ideal(°)
23	2L	77	A	N1-C6-N6	6.15	122.29	118.60
26	1H	1204	A	C5-C6-N1	-6.15	114.62	117.70
26	14	1327	C	N3-C4-C5	-6.15	119.44	121.90
26	14	211	A	N9-C4-C5	-6.15	103.34	105.80
1	13	765	G	C6-C5-N7	-6.15	126.71	130.40
26	1H	246	C	C2-N3-C4	-6.15	116.83	119.90
26	1H	2280	G	N3-C4-C5	-6.15	125.53	128.60
1	1G	805	C	C5-C4-N4	-6.15	115.90	120.20
23	2L	6	G	C8-N9-C4	6.15	108.86	106.40
26	14	1655	A	C8-N9-C4	6.15	108.26	105.80
26	14	1742	C	C6-N1-C2	-6.15	117.84	120.30
26	1H	2581	G	N1-C2-N2	-6.14	110.67	116.20
1	1G	236	G	C5-C6-N1	-6.14	108.43	111.50
23	2L	35	C	C2-N1-C1'	6.14	125.56	118.80
26	14	773	U	N3-C2-O2	-6.14	117.90	122.20
26	14	871	U	O5'-P-OP1	-6.14	100.17	105.70
26	14	1819	A	N9-C4-C5	6.14	108.26	105.80
26	1H	2430	A	N7-C8-N9	6.14	116.87	113.80
26	14	1348	G	N9-C4-C5	-6.14	102.94	105.40
26	1H	2241	A	C5-C6-N6	6.14	128.61	123.70
26	14	1795	C	C5-C6-N1	6.14	124.07	121.00
1	13	780	A	OP1-P-OP2	-6.14	110.39	119.60
1	13	853	G	C8-N9-C4	6.14	108.86	106.40
26	1H	1343	G	C8-N9-C4	-6.14	103.94	106.40
26	14	101	G	N3-C4-N9	6.14	129.68	126.00
26	1H	1352	U	N1-C2-O2	-6.14	118.50	122.80
27	1J	102	G	C5-C6-O6	6.14	132.28	128.60
49	C5	90	LEU	CA-CB-CG	6.14	129.42	115.30
1	13	1054	C	C6-N1-C2	6.14	122.75	120.30
26	1H	774	A	C5-N7-C8	-6.14	100.83	103.90
26	1H	1614	A	N7-C8-N9	6.14	116.87	113.80
26	14	1261	C	N1-C2-O2	-6.14	115.22	118.90
1	13	457	C	O4'-C1'-N1	6.13	113.11	108.20
1	13	1028	C	C2-N1-C1'	6.13	125.55	118.80
26	1H	1558	A	C2-N3-C4	-6.13	107.53	110.60
26	14	670	A	N7-C8-N9	-6.13	110.73	113.80
26	14	912	C	C6-N1-C2	-6.13	117.85	120.30
26	1H	125	G	O4'-C1'-N9	-6.13	103.30	108.20
26	1H	1126	A	C2-N3-C4	-6.13	107.53	110.60
26	1H	1396	U	N3-C4-O4	-6.13	115.11	119.40
26	14	1602	U	O5'-P-OP1	-6.13	100.18	105.70
26	14	1762	A	C5-C6-N1	-6.13	114.63	117.70

Continued on next page...

Continued from previous page...

Mol	Chain	Res	Type	Atoms	Z	Observed(°)	Ideal(°)
26	14	1771	C	C2-N3-C4	-6.13	116.83	119.90
1	13	108	G	C4-C5-N7	6.13	113.25	110.80
26	14	2708	G	O5'-P-OP2	-6.13	100.18	105.70
26	1H	567	A	C5-N7-C8	-6.13	100.84	103.90
26	1H	953	A	C8-N9-C4	6.13	108.25	105.80
26	14	212	G	O5'-P-OP2	-6.13	100.18	105.70
26	1H	570	G	N1-C6-O6	6.13	123.58	119.90
26	1H	2581	G	N3-C4-N9	6.13	129.68	126.00
26	1H	2075	U	C5-C6-N1	-6.12	119.64	122.70
26	1H	2244	U	N3-C2-O2	-6.12	117.91	122.20
1	1G	449	C	N3-C4-N4	-6.12	113.71	118.00
26	14	1604	C	N1-C2-O2	-6.12	115.23	118.90
26	1H	938	G	O5'-P-OP2	-6.12	100.19	105.70
26	1H	1300	U	N1-C2-N3	6.12	118.57	114.90
26	14	1204	A	C2-N3-C4	-6.12	107.54	110.60
26	14	2062	A	N1-C2-N3	-6.12	126.24	129.30
26	14	2255	G	N1-C6-O6	-6.12	116.23	119.90
26	1H	1024	G	OP1-P-OP2	6.12	128.78	119.60
26	14	2477	C	C6-N1-C1'	-6.12	113.46	120.80
22	1K	72	G	O4'-C1'-N9	6.12	113.09	108.20
26	1H	324	A	O5'-P-OP2	6.12	118.04	110.70
26	1H	738	G	N7-C8-N9	6.12	116.16	113.10
26	1H	932	G	N1-C6-O6	-6.12	116.23	119.90
26	1H	2392	A	C5-C6-N1	-6.12	114.64	117.70
26	1H	2762	G	C6-C5-N7	-6.12	126.73	130.40
26	14	391	G	C4-C5-N7	6.12	113.25	110.80
26	14	1627	G	N3-C2-N2	6.12	124.18	119.90
26	1H	663	G	C4-C5-C6	6.11	122.47	118.80
26	1H	773	U	C5-C6-N1	-6.11	119.64	122.70
26	1H	1984	G	C5'-C4'-O4'	6.11	116.43	109.10
1	1G	413	G	C8-N9-C1'	6.11	134.94	127.00
26	1H	601	C	C6-N1-C2	6.11	122.74	120.30
26	1H	739	G	O5'-P-OP1	-6.11	100.20	105.70
26	1H	1784	A	C5-N7-C8	-6.11	100.85	103.90
26	14	2433	A	O5'-P-OP2	6.11	118.03	110.70
26	14	2456	C	N3-C4-N4	6.11	122.28	118.00
1	13	880	C	N1-C2-N3	-6.11	114.93	119.20
26	1H	2690	C	C5-C6-N1	-6.11	117.95	121.00
26	14	1984	G	OP1-P-OP2	6.11	128.76	119.60
26	1H	801	G	O5'-P-OP2	-6.10	100.21	105.70
26	1H	2376	A	C8-N9-C4	6.10	108.24	105.80
26	1H	225	A	C2-N3-C4	-6.10	107.55	110.60

Continued on next page...

Continued from previous page...

Mol	Chain	Res	Type	Atoms	Z	Observed(°)	Ideal(°)
26	1H	577	G	OP1-P-OP2	-6.10	110.45	119.60
26	1H	698	C	C5-C6-N1	-6.10	117.95	121.00
26	14	90	U	O4'-C1'-N1	6.10	113.08	108.20
26	14	2256	G	O5'-P-OP2	-6.10	100.21	105.70
26	1H	1569	A	OP1-P-O3'	6.10	118.62	105.20
26	14	432	A	N1-C6-N6	6.10	122.26	118.60
26	14	1506	C	C6-N1-C2	-6.10	117.86	120.30
26	14	1966	A	C5-C6-N6	-6.10	118.82	123.70
1	13	84	U	O4'-C1'-N1	6.10	113.08	108.20
26	1H	650	C	C6-N1-C2	-6.10	117.86	120.30
26	1H	1970	A	O5'-P-OP1	-6.09	100.22	105.70
26	1H	2607	G	C4-C5-C6	6.09	122.46	118.80
26	14	578	A	O5'-P-OP2	-6.09	100.22	105.70
26	14	1661	G	N9-C4-C5	-6.09	102.96	105.40
26	14	1647	G	O5'-P-OP1	-6.09	100.22	105.70
26	1H	138	G	C5-C6-N1	6.09	114.55	111.50
26	1H	587	C	O5'-P-OP1	-6.09	100.22	105.70
26	1H	1669	A	O4'-C1'-N9	6.09	113.07	108.20
26	14	281	G	N1-C6-O6	6.09	123.56	119.90
26	14	671	C	C2-N3-C4	-6.09	116.86	119.90
1	13	1395	C	C6-N1-C2	6.09	122.74	120.30
26	1H	928	G	N3-C2-N2	-6.09	115.64	119.90
26	1H	1567	A	C8-N9-C4	-6.09	103.36	105.80
26	1H	2246	G	C5-C6-O6	-6.09	124.95	128.60
23	2L	17	C	N1-C2-O2	6.09	122.55	118.90
27	16	98	G	C4-C5-N7	6.09	113.23	110.80
1	13	266	G	N1-C6-O6	6.09	123.55	119.90
22	1L	16	C	C2-N1-C1'	6.09	125.50	118.80
26	14	579	G	C8-N9-C1'	-6.09	119.09	127.00
26	14	642	G	N7-C8-N9	6.09	116.14	113.10
26	14	396	G	C6-C5-N7	-6.08	126.75	130.40
1	13	2	U	N1-C2-O2	6.08	127.06	122.80
23	2K	5	G	C8-N9-C4	6.08	108.83	106.40
26	1H	34	C	O5'-P-OP1	-6.08	100.22	105.70
26	1H	2004	G	OP2-P-O3'	6.08	118.58	105.20
26	1H	2712	U	O4'-C1'-N1	6.08	113.07	108.20
50	H8	61	LEU	CA-CB-CG	6.08	129.29	115.30
26	14	389	G	C6-C5-N7	-6.08	126.75	130.40
26	1H	1158	C	C5-C6-N1	-6.08	117.96	121.00
26	1H	2503	A	C4-C5-N7	6.08	113.74	110.70
24	3L	16	C	C2-N1-C1'	6.08	125.49	118.80
24	3L	64	U	N1-C2-O2	6.08	127.06	122.80

Continued on next page...

Continued from previous page...

Mol	Chain	Res	Type	Atoms	Z	Observed(°)	Ideal(°)
26	14	741	G	O5'-P-OP2	6.08	118.00	110.70
26	14	2589	A	C2-N3-C4	-6.08	107.56	110.60
26	1H	940	G	N9-C4-C5	-6.08	102.97	105.40
26	14	2859	G	N3-C4-C5	-6.08	125.56	128.60
26	1H	844	C	N3-C4-N4	6.08	122.25	118.00
26	14	1978	A	OP2-P-O3'	6.08	118.57	105.20
27	1J	54	G	C8-N9-C4	-6.08	103.97	106.40
1	1G	354	G	C6-C5-N7	-6.08	126.75	130.40
26	1H	481	G	O5'-P-OP2	-6.08	100.23	105.70
26	1H	818	G	C5-C6-O6	6.08	132.25	128.60
1	1G	904	C	C6-N1-C2	6.08	122.73	120.30
26	14	617	G	C8-N9-C4	6.08	108.83	106.40
24	3K	71	U	N3-C2-O2	-6.07	117.95	122.20
26	1H	751	A	OP1-P-OP2	-6.07	110.49	119.60
26	1H	979	G	N3-C4-N9	-6.07	122.36	126.00
26	1H	1674	G	O4'-C1'-N9	-6.07	103.34	108.20
26	1H	1799	G	N3-C4-N9	6.07	129.64	126.00
45	C8	28	ARG	NE-CZ-NH2	-6.07	117.26	120.30
26	14	2513	G	C2-N3-C4	-6.07	108.86	111.90
26	1H	2271	G	C6-C5-N7	-6.07	126.76	130.40
1	1G	484	G	C8-N9-C1'	6.07	134.89	127.00
1	13	1084	G	N3-C4-C5	-6.07	125.56	128.60
1	13	1420	C	N3-C4-C5	6.07	124.33	121.90
26	1H	258	G	N1-C6-O6	-6.07	116.26	119.90
26	1H	1380	G	C8-N9-C1'	-6.07	119.11	127.00
26	1H	1997	G	C6-C5-N7	-6.07	126.76	130.40
26	14	1627	G	N1-C2-N2	-6.07	110.74	116.20
26	14	2640	G	N7-C8-N9	6.07	116.14	113.10
1	13	792	A	N9-C1'-C2'	6.07	121.89	114.00
26	1H	17	G	OP1-P-O3'	6.07	118.55	105.20
26	1H	2146	C	C6-N1-C1'	-6.07	113.52	120.80
26	1H	2639	A	C2-N3-C4	-6.07	107.57	110.60
26	14	2307	G	N7-C8-N9	6.07	116.14	113.10
1	13	703	G	C8-N9-C1'	-6.07	119.11	127.00
26	1H	508	G	C8-N9-C1'	-6.07	119.11	127.00
26	1H	1379	A	C8-N9-C4	-6.07	103.37	105.80
1	1G	518	C	N3-C2-O2	-6.07	117.65	121.90
1	1G	1204	A	C8-N9-C4	-6.07	103.37	105.80
26	14	664	C	C5-C6-N1	-6.07	117.97	121.00
26	1H	1070	A	N1-C6-N6	-6.07	114.96	118.60
26	14	613	U	N1-C2-O2	6.06	127.05	122.80
26	14	806	C	O5'-P-OP2	6.06	117.98	110.70

Continued on next page...

Continued from previous page...

Mol	Chain	Res	Type	Atoms	Z	Observed(°)	Ideal(°)
1	13	356	A	C4-C5-C6	-6.06	113.97	117.00
26	14	1022	G	P-O3'-C3'	6.06	126.98	119.70
26	1H	37	C	O5'-P-OP2	-6.06	100.25	105.70
26	1H	1559	G	C5-C6-O6	-6.06	124.96	128.60
1	13	1502	A	N9-C4-C5	-6.06	103.38	105.80
26	1H	1942	C	C5-C6-N1	6.06	124.03	121.00
26	1H	1142(A)	A	C5-C6-N1	-6.06	114.67	117.70
26	1H	728	G	N1-C6-O6	6.05	123.53	119.90
26	1H	1184	G	N9-C4-C5	-6.05	102.98	105.40
26	1H	2638	G	N9-C4-C5	-6.05	102.98	105.40
26	14	801	G	C6-C5-N7	6.05	134.03	130.40
26	14	1350	C	N3-C2-O2	6.05	126.14	121.90
26	1H	835	A	O5'-P-OP1	6.05	117.96	110.70
26	1H	1185	C	N1-C2-O2	6.05	122.53	118.90
1	1G	897	C	N1-C2-O2	-6.05	115.27	118.90
26	1H	2508	G	C8-N9-C4	-6.05	103.98	106.40
1	1G	1395	C	O5'-P-OP1	-6.05	100.25	105.70
26	1H	141	A	C5-C6-N6	-6.05	118.86	123.70
26	1H	1265	A	O5'-P-OP1	-6.05	100.26	105.70
26	1H	2413	G	N1-C6-O6	6.05	123.53	119.90
26	1H	2777	G	O4'-C1'-N9	-6.05	103.36	108.20
1	1G	690	G	C2-N3-C4	-6.05	108.88	111.90
26	14	101	G	P-O3'-C3'	6.05	126.96	119.70
26	1H	148	C	C2-N3-C4	-6.05	116.88	119.90
1	1G	1281	U	C5-C6-N1	6.05	125.72	122.70
1	13	866	C	O5'-P-OP1	-6.04	100.26	105.70
1	13	1489	G	N7-C8-N9	-6.04	110.08	113.10
1	1G	1128	C	C6-N1-C2	-6.04	117.88	120.30
26	14	1930	G	C8-N9-C1'	6.04	134.86	127.00
1	13	913	A	P-O3'-C3'	6.04	126.95	119.70
1	13	1352	C	N1-C2-O2	6.04	122.53	118.90
26	1H	1378	A	N1-C6-N6	6.04	122.23	118.60
26	1H	2031	A	N3-C4-N9	6.04	132.24	127.40
26	14	642	G	C5-C6-N1	-6.04	108.48	111.50
26	14	2385	C	C6-N1-C2	6.04	122.72	120.30
26	14	956	G	C5-C6-N1	-6.04	108.48	111.50
1	13	733	A	C8-N9-C4	6.04	108.22	105.80
26	1H	1500	G	C4-C5-N7	6.04	113.22	110.80
26	1H	1696	G	N3-C4-C5	6.04	131.62	128.60
26	14	1336	A	C6-N1-C2	-6.04	114.98	118.60
26	1H	2280	G	C2-N3-C4	6.04	114.92	111.90
26	14	1275	A	O5'-P-OP2	6.04	117.94	110.70

Continued on next page...

Continued from previous page...

Mol	Chain	Res	Type	Atoms	Z	Observed(°)	Ideal(°)
26	14	2340	G	C8-N9-C4	6.04	108.81	106.40
26	14	2433	A	N7-C8-N9	6.04	116.82	113.80
26	1H	420	C	C5-C6-N1	-6.03	117.98	121.00
26	1H	2048	G	C4-C5-N7	-6.03	108.39	110.80
26	14	2473	U	C6-N1-C1'	-6.03	112.75	121.20
1	1G	909	A	C5-C6-N6	-6.03	118.87	123.70
26	14	1205	U	N1-C2-N3	6.03	118.52	114.90
26	14	1809	A	C2-N3-C4	-6.03	107.58	110.60
27	1J	98	G	N9-C4-C5	-6.03	102.99	105.40
1	13	888	G	N3-C4-C5	6.03	131.61	128.60
2	12	123	ALA	C-N-CA	6.03	136.77	121.70
26	14	792	G	C5-C6-O6	6.03	132.22	128.60
1	13	1305	G	C5-C6-N1	-6.03	108.49	111.50
26	1H	723	G	N9-C4-C5	-6.03	102.99	105.40
26	1H	2374	C	O5'-P-OP2	-6.03	100.28	105.70
26	14	1425	G	C4-C5-N7	6.02	113.21	110.80
26	1H	1410	G	C8-N9-C4	6.02	108.81	106.40
26	1H	2766	G	C6-C5-N7	-6.02	126.79	130.40
26	14	1698	A	N9-C4-C5	-6.02	103.39	105.80
26	1H	122	G	N3-C4-C5	6.02	131.61	128.60
26	1H	1848	A	C5-C6-N6	-6.02	118.88	123.70
1	1G	1127	G	N3-C4-N9	6.02	129.61	126.00
26	14	278	A	OP1-P-O3'	6.02	118.44	105.20
26	1H	74	A	O4'-C1'-N9	-6.02	103.39	108.20
1	1G	266	G	O4'-C1'-N9	-6.02	103.39	108.20
26	14	101	G	C4-N9-C1'	6.02	134.32	126.50
26	14	2320	A	P-O3'-C3'	6.02	126.92	119.70
1	13	149	A	C8-N9-C4	-6.01	103.39	105.80
1	13	793	U	N3-C4-C5	-6.01	110.99	114.60
26	1H	597	U	N3-C4-C5	-6.01	110.99	114.60
26	1H	672	C	O5'-P-OP1	6.01	117.92	110.70
26	14	772	C	N1-C2-O2	-6.01	115.29	118.90
26	14	1935	G	N3-C4-C5	6.01	131.61	128.60
26	14	1950	G	C5-N7-C8	-6.01	101.29	104.30
26	1H	1899	G	C5-N7-C8	-6.01	101.29	104.30
26	1H	2311	A	N1-C6-N6	6.01	122.21	118.60
26	1H	245	G	C6-C5-N7	-6.01	126.79	130.40
26	1H	2690	C	C4-C5-C6	6.01	120.41	117.40
26	14	196	A	N1-C6-N6	-6.01	114.99	118.60
26	14	2463	C	C6-N1-C2	6.01	122.70	120.30
26	1H	1659	U	N1-C2-O2	-6.01	118.59	122.80
1	1G	784	C	C5-C4-N4	-6.01	115.99	120.20

Continued on next page...

Continued from previous page...

Mol	Chain	Res	Type	Atoms	Z	Observed(°)	Ideal(°)
26	14	1326	U	C5-C4-O4	6.01	129.51	125.90
26	14	1414	G	C4-N9-C1'	6.01	134.31	126.50
26	14	2426	A	C5-N7-C8	-6.01	100.89	103.90
26	1H	2023	G	N9-C4-C5	6.01	107.80	105.40
1	13	723	U	C5-C6-N1	6.01	125.70	122.70
26	1H	2183	C	C5-C6-N1	6.01	124.00	121.00
26	1H	2377	A	C4-C5-N7	6.01	113.70	110.70
26	14	705	A	C8-N9-C4	6.01	108.20	105.80
26	14	827	U	N3-C4-O4	6.01	123.60	119.40
26	14	1342	A	C4-N9-C1'	6.01	137.11	126.30
1	1G	748	C	P-O3'-C3'	6.00	126.90	119.70
26	14	510	C	C2-N1-C1'	6.00	125.40	118.80
26	14	1825	A	O5'-P-OP2	-6.00	100.30	105.70
1	13	115	G	P-O3'-C3'	6.00	126.90	119.70
27	1J	8	U	O5'-P-OP1	6.00	117.90	110.70
26	1H	237	C	N1-C2-O2	-6.00	115.30	118.90
26	1H	1696	G	N3-C4-N9	-6.00	122.40	126.00
26	14	340	A	N1-C6-N6	-6.00	115.00	118.60
26	14	1678	G	N9-C4-C5	6.00	107.80	105.40
26	1H	825	C	N3-C4-N4	6.00	122.20	118.00
26	1H	1332	G	N1-C2-N3	6.00	127.50	123.90
1	1G	328	C	N1-C2-O2	6.00	122.50	118.90
26	1H	674	G	C8-N9-C4	6.00	108.80	106.40
26	1H	678	C	C5-C6-N1	-6.00	118.00	121.00
26	1H	973	A	N1-C2-N3	6.00	132.30	129.30
1	1G	518	C	N1-C2-O2	6.00	122.50	118.90
22	1L	37	G	N1-C6-O6	-6.00	116.30	119.90
26	14	1787	A	N1-C6-N6	6.00	122.20	118.60
26	1H	955	C	OP1-P-O3'	6.00	118.39	105.20
26	14	961	C	O4'-C1'-N1	6.00	113.00	108.20
26	14	2477	C	C6-N1-C2	-6.00	117.90	120.30
1	13	53	A	N1-C6-N6	5.99	122.20	118.60
1	13	1355	G	C8-N9-C4	-5.99	104.00	106.40
26	1H	188	G	N3-C4-N9	5.99	129.60	126.00
26	1H	580	C	C5-C6-N1	5.99	124.00	121.00
27	16	8	U	O5'-P-OP2	-5.99	100.31	105.70
27	16	16	G	N1-C6-O6	5.99	123.50	119.90
26	14	101	G	N7-C8-N9	5.99	116.10	113.10
26	14	2323	G	C8-N9-C4	5.99	108.80	106.40
26	14	2490	G	C4-C5-C6	5.99	122.40	118.80
1	13	579	G	N1-C6-O6	5.99	123.50	119.90
26	14	843	G	C8-N9-C4	5.99	108.80	106.40

Continued on next page...

Continued from previous page...

Mol	Chain	Res	Type	Atoms	Z	Observed(°)	Ideal(°)
26	1H	735	A	N7-C8-N9	-5.99	110.80	113.80
26	1H	2541	A	O5'-P-OP1	-5.99	100.31	105.70
26	1H	2584	U	C4-C5-C6	5.99	123.29	119.70
1	13	533	A	C2-N3-C4	-5.99	107.61	110.60
1	13	690	G	C5-N7-C8	-5.99	101.31	104.30
26	1H	2054	A	C6-C5-N7	-5.99	128.11	132.30
26	1H	2449	U	N3-C4-O4	5.99	123.59	119.40
24	3L	49	C	N1-C2-O2	5.99	122.49	118.90
24	3L	59	A	O4'-C1'-N9	-5.99	103.41	108.20
26	1H	1653	G	P-O3'-C3'	5.98	126.88	119.70
26	1H	1669	A	C6-N1-C2	-5.98	115.01	118.60
26	14	2508	G	C8-N9-C4	-5.98	104.01	106.40
26	1H	107	C	C6-N1-C2	5.98	122.69	120.30
26	1H	387	U	OP1-P-O3'	5.98	118.35	105.20
26	1H	940	G	N1-C6-O6	5.98	123.49	119.90
26	1H	2378	A	N1-C6-N6	5.98	122.19	118.60
1	13	806	C	N3-C4-C5	5.98	124.29	121.90
26	1H	179	G	N1-C6-O6	5.98	123.49	119.90
1	1G	1322	C	C2-N1-C1'	5.98	125.37	118.80
26	1H	1203	G	N1-C6-O6	-5.97	116.31	119.90
26	1H	1776	G	C8-N9-C4	5.97	108.79	106.40
27	16	60	C	N3-C4-N4	5.97	122.18	118.00
1	1G	1415	G	C8-N9-C4	5.97	108.79	106.40
26	14	425	G	C4-N9-C1'	-5.97	118.73	126.50
26	14	2275	C	OP2-P-O3'	5.97	118.34	105.20
26	1H	1848	A	N1-C6-N6	5.97	122.18	118.60
26	14	622	G	C8-N9-C4	5.97	108.79	106.40
26	1H	481	G	N3-C4-C5	5.97	131.58	128.60
26	1H	1204	A	C4-C5-N7	5.97	113.68	110.70
26	14	1029	A	O5'-P-OP2	-5.97	100.33	105.70
26	14	2324	C	C6-N1-C2	5.97	122.69	120.30
23	2K	21	U	C6-N1-C1'	-5.96	112.85	121.20
26	1H	1939	U	C4-C5-C6	-5.96	116.12	119.70
26	14	2847	U	N3-C2-O2	5.96	126.37	122.20
26	1H	1026	U	O4'-C1'-N1	5.96	112.97	108.20
36	38	58	LEU	CA-CB-CG	5.96	129.01	115.30
1	1G	257	G	N1-C6-O6	5.96	123.48	119.90
26	14	1358	G	N1-C6-O6	5.96	123.48	119.90
26	14	1769	G	N1-C6-O6	5.96	123.48	119.90
26	14	2346	A	C5-N7-C8	-5.96	100.92	103.90
1	13	1322	C	N3-C2-O2	5.96	126.07	121.90
26	1H	220	G	C5-N7-C8	-5.96	101.32	104.30

Continued on next page...

Continued from previous page...

Mol	Chain	Res	Type	Atoms	Z	Observed(°)	Ideal(°)
26	1H	474	G	N9-C4-C5	5.96	107.78	105.40
26	1H	1598	C	OP1-P-O3'	5.96	118.31	105.20
1	1G	817	C	C6-N1-C2	5.96	122.68	120.30
26	14	2085	C	O5'-P-OP2	-5.96	100.34	105.70
26	14	2502	G	N3-C4-C5	-5.96	125.62	128.60
26	1H	265	A	C4-C5-N7	5.96	113.68	110.70
26	14	1772	G	C6-C5-N7	-5.96	126.83	130.40
1	13	109	A	O5'-P-OP2	-5.96	100.34	105.70
1	13	112	G	C5-N7-C8	-5.96	101.32	104.30
26	1H	940	G	C8-N9-C4	5.96	108.78	106.40
26	14	2509	G	N1-C6-O6	5.96	123.47	119.90
1	1G	413	G	C6-C5-N7	5.95	133.97	130.40
23	2L	77	A	C4-N9-C1'	-5.95	115.58	126.30
26	14	776	G	N3-C2-N2	-5.95	115.73	119.90
1	13	320	C	C2-N1-C1'	-5.95	112.25	118.80
26	1H	298	G	N1-C6-O6	5.95	123.47	119.90
26	14	647	G	C4-N9-C1'	5.95	134.24	126.50
1	13	254	G	O5'-P-OP1	-5.95	100.34	105.70
26	1H	105	C	C6-N1-C2	-5.95	117.92	120.30
26	1H	798	G	N3-C4-C5	5.95	131.58	128.60
26	1H	2269	A	C2-N3-C4	-5.95	107.62	110.60
26	14	703	U	C5-C4-O4	5.95	129.47	125.90
1	13	644	G	C8-N9-C4	5.95	108.78	106.40
26	1H	449	A	C5-C6-N6	-5.95	118.94	123.70
26	1H	954	G	N3-C4-C5	-5.95	125.62	128.60
26	1H	2455	G	C8-N9-C4	5.95	108.78	106.40
26	1H	2586	C	C2-N3-C4	-5.95	116.93	119.90
26	14	838	C	C6-N1-C2	5.95	122.68	120.30
26	14	1336	A	C5-C6-N1	5.95	120.67	117.70
26	1H	252	G	C6-C5-N7	-5.95	126.83	130.40
1	13	888	G	C5-C6-N1	-5.95	108.53	111.50
1	13	1053	G	N3-C4-C5	5.95	131.57	128.60
26	1H	449	A	C4-C5-N7	5.95	113.67	110.70
26	1H	567	A	O5'-P-OP1	-5.95	100.35	105.70
26	14	1774	C	N3-C4-N4	5.95	122.16	118.00
27	1J	88	C	C2-N1-C1'	5.95	125.34	118.80
1	13	858	G	N3-C4-C5	-5.94	125.63	128.60
1	13	1279	A	C5-N7-C8	-5.94	100.93	103.90
26	1H	205	G	N3-C4-N9	5.94	129.57	126.00
1	13	511	C	C5-C6-N1	-5.94	118.03	121.00
24	3K	72	G	O4'-C1'-N9	5.94	112.95	108.20
26	1H	784	A	O5'-P-OP1	-5.94	100.35	105.70

Continued on next page...

Continued from previous page...

Mol	Chain	Res	Type	Atoms	Z	Observed(°)	Ideal(°)
26	1H	1693	U	O5'-P-OP1	-5.94	100.35	105.70
26	1H	2827	C	C6-N1-C2	5.94	122.68	120.30
1	13	853	G	N9-C4-C5	-5.94	103.02	105.40
26	1H	204	A	C8-N9-C4	5.94	108.18	105.80
26	1H	465	G	C4-C5-N7	-5.94	108.42	110.80
26	1H	2591	C	N1-C2-O2	-5.94	115.34	118.90
26	14	461	C	N3-C2-O2	5.94	126.06	121.90
26	14	2021	C	N1-C2-O2	5.94	122.46	118.90
26	14	2352	A	N1-C2-N3	5.94	132.27	129.30
26	1H	1036	G	C8-N9-C4	5.94	108.78	106.40
26	14	1698	A	C5-C6-N6	-5.94	118.95	123.70
26	14	2585	U	C6-N1-C1'	-5.94	112.89	121.20
26	1H	1992	G	P-O3'-C3'	5.94	126.82	119.70
26	14	58	G	C5-C6-O6	-5.94	125.04	128.60
26	14	74	A	N3-C4-N9	-5.94	122.65	127.40
1	13	1323	G	N1-C6-O6	5.93	123.46	119.90
26	1H	1565	C	OP2-P-O3'	5.93	118.26	105.20
1	13	1404	C	N3-C4-N4	-5.93	113.85	118.00
26	1H	1307	A	C5-C6-N6	-5.93	118.95	123.70
1	13	963	G	C5-C6-O6	5.93	132.16	128.60
26	1H	1245	G	O5'-P-OP1	-5.93	100.36	105.70
26	1H	2237	G	N3-C4-N9	5.93	129.56	126.00
26	14	1283	G	OP1-P-OP2	5.93	128.50	119.60
1	13	1266	G	N3-C4-N9	-5.93	122.44	126.00
26	1H	2037	G	N1-C6-O6	-5.93	116.34	119.90
58	P8	12	ARG	NE-CZ-NH1	-5.93	117.34	120.30
26	14	146	G	N9-C4-C5	-5.93	103.03	105.40
26	14	946	G	C8-N9-C4	5.93	108.77	106.40
26	14	1617	C	C4-C5-C6	5.93	120.36	117.40
1	13	757	U	N3-C2-O2	-5.93	118.05	122.20
26	1H	972	G	N1-C6-O6	-5.93	116.34	119.90
26	1H	989	G	C4-C5-N7	5.93	113.17	110.80
1	13	962	C	N3-C4-C5	5.93	124.27	121.90
1	13	1259	C	C6-N1-C2	-5.93	117.93	120.30
26	1H	1439	A	N1-C6-N6	5.93	122.16	118.60
1	1G	1378	C	C2-N1-C1'	5.93	125.32	118.80
26	14	2339	G	O5'-P-OP2	-5.93	100.37	105.70
26	1H	203	C	O5'-P-OP2	5.92	117.81	110.70
26	1H	2477	C	C5-C6-N1	5.92	123.96	121.00
26	1H	2713	A	C5-C6-N1	-5.92	114.74	117.70
26	14	970	C	N3-C2-O2	5.92	126.05	121.90
26	14	1414	G	C6-C5-N7	-5.92	126.84	130.40

Continued on next page...

Continued from previous page...

Mol	Chain	Res	Type	Atoms	Z	Observed(°)	Ideal(°)
26	1H	1379	A	C6-C5-N7	-5.92	128.16	132.30
1	1G	1126	U	P-O3'-C3'	5.92	126.81	119.70
26	14	956	G	N1-C6-O6	5.92	123.45	119.90
26	14	1225	C	C6-N1-C2	5.92	122.67	120.30
1	1G	576	G	C4-C5-C6	5.92	122.35	118.80
26	1H	2580	U	N3-C4-C5	-5.92	111.05	114.60
1	1G	123	C	C6-N1-C2	5.92	122.67	120.30
26	14	1590	U	O5'-P-OP1	-5.92	100.37	105.70
26	1H	1158	C	N3-C4-N4	-5.92	113.86	118.00
26	1H	2070	G	C8-N9-C4	5.92	108.77	106.40
5	42	31	LEU	CA-CB-CG	5.92	128.91	115.30
26	1H	1030	G	N1-C2-N3	5.92	127.45	123.90
26	1H	2346	A	N1-C6-N6	5.92	122.15	118.60
26	14	34	C	C2-N1-C1'	5.92	125.31	118.80
1	13	545	C	N3-C2-O2	-5.91	117.76	121.90
26	1H	1817	G	N1-C6-O6	-5.91	116.35	119.90
1	13	508	C	O5'-P-OP1	-5.91	100.38	105.70
26	1H	2022	U	O5'-P-OP1	5.91	117.80	110.70
26	1H	613	U	O4'-C1'-N1	5.91	112.93	108.20
26	1H	1858	G	C4-N9-C1'	5.91	134.18	126.50
26	1H	194	G	N9-C4-C5	-5.91	103.04	105.40
27	16	45	A	O5'-P-OP1	-5.91	100.38	105.70
1	1G	765	G	N1-C6-O6	5.91	123.44	119.90
26	14	1542	G	N3-C4-C5	-5.91	125.65	128.60
26	14	1543	A	O5'-P-OP1	5.91	117.79	110.70
27	1J	60	C	C6-N1-C2	-5.91	117.94	120.30
1	13	611	A	C4-C5-N7	5.91	113.65	110.70
26	1H	1125	G	C5-C6-O6	5.91	132.14	128.60
26	14	699	A	C2-N3-C4	5.91	113.55	110.60
26	1H	145	G	O5'-P-OP2	-5.91	100.39	105.70
26	1H	1365	A	N9-C4-C5	5.91	108.16	105.80
26	1H	1948	G	N1-C6-O6	-5.91	116.36	119.90
1	1G	394	G	C6-C5-N7	-5.91	126.86	130.40
26	14	684	G	N7-C8-N9	5.91	116.05	113.10
1	13	789	U	N1-C2-N3	5.90	118.44	114.90
26	1H	130	C	N3-C4-N4	5.90	122.13	118.00
26	1H	1614	A	O4'-C1'-N9	5.90	112.92	108.20
23	2K	48	U	OP2-P-O3'	5.90	118.18	105.20
26	1H	689	A	N9-C4-C5	-5.90	103.44	105.80
26	1H	1241	A	C5-C6-N1	-5.90	114.75	117.70
26	1H	1279	G	O5'-P-OP2	-5.90	100.39	105.70
26	1H	1779	U	O5'-P-OP2	-5.90	100.39	105.70

Continued on next page...

Continued from previous page...

Mol	Chain	Res	Type	Atoms	Z	Observed(°)	Ideal(°)
26	1H	2249	U	N3-C4-C5	5.90	118.14	114.60
26	14	1323	U	N1-C2-O2	-5.90	118.67	122.80
26	14	2689	U	C5-C6-N1	-5.90	119.75	122.70
26	1H	188	G	N1-C2-N2	-5.90	110.89	116.20
1	13	1527	C	N1-C2-O2	-5.90	115.36	118.90
26	1H	310	A	N9-C4-C5	-5.90	103.44	105.80
26	1H	2523	G	N7-C8-N9	5.90	116.05	113.10
1	13	749	C	C2-N1-C1'	5.90	125.28	118.80
26	1H	621	A	N9-C4-C5	-5.89	103.44	105.80
26	1H	1313	U	C2-N1-C1'	5.89	124.77	117.70
26	1H	2602	A	OP1-P-OP2	-5.89	110.76	119.60
26	1H	458	G	C8-N9-C1'	5.89	134.66	127.00
26	14	936	C	C6-N1-C2	5.89	122.66	120.30
1	1G	1235	U	C5-C6-N1	5.89	125.65	122.70
26	1H	1799	G	O5'-P-OP1	-5.89	100.40	105.70
1	1G	1499	A	C8-N9-C4	5.89	108.16	105.80
27	1J	54	G	N7-C8-N9	5.89	116.05	113.10
23	2K	17	C	C6-N1-C2	-5.89	117.94	120.30
1	13	260	G	N3-C4-C5	-5.89	125.66	128.60
26	1H	1254	A	C8-N9-C4	5.89	108.15	105.80
1	1G	1127	G	N1-C6-O6	-5.89	116.37	119.90
26	14	1253	A	N9-C4-C5	-5.89	103.44	105.80
24	3K	12	U	C5-C6-N1	5.88	125.64	122.70
26	1H	1699	G	C8-N9-C4	-5.88	104.05	106.40
26	14	1520	U	C5-C4-O4	5.88	129.43	125.90
26	14	2359	C	C5-C4-N4	5.88	124.32	120.20
26	14	2584	U	N3-C2-O2	-5.88	118.08	122.20
26	14	2885	C	N1-C2-O2	5.88	122.43	118.90
26	1H	2279	G	O5'-P-OP1	-5.88	100.41	105.70
26	14	457	A	N7-C8-N9	5.88	116.74	113.80
26	14	2378	A	C8-N9-C4	5.88	108.15	105.80
26	1H	200	U	C5-C6-N1	-5.88	119.76	122.70
26	14	330	A	C6-C5-N7	-5.88	128.18	132.30
26	1H	1796	U	C5-C6-N1	-5.88	119.76	122.70
1	1G	484	G	C4-N9-C1'	-5.88	118.86	126.50
1	13	1252	A	O5'-P-OP2	-5.88	100.41	105.70
26	1H	2069	G	C5-C6-O6	-5.88	125.07	128.60
26	14	1681	G	C5-N7-C8	-5.88	101.36	104.30
1	13	978	A	N1-C6-N6	5.88	122.12	118.60
26	1H	2611	U	OP2-P-O3'	5.88	118.13	105.20
26	1H	1398	C	OP2-P-O3'	5.87	118.12	105.20
27	16	115	G	C5-C6-O6	-5.87	125.08	128.60

Continued on next page...

Continued from previous page...

Mol	Chain	Res	Type	Atoms	Z	Observed(°)	Ideal(°)
1	13	1297	C	N1-C2-O2	5.87	122.42	118.90
26	1H	1945	G	N3-C4-N9	5.87	129.52	126.00
1	1G	748	C	C5-C6-N1	5.87	123.94	121.00
26	14	1187	G	C5-C6-N1	-5.87	108.56	111.50
26	14	1608	A	N1-C6-N6	-5.87	115.08	118.60
1	13	962	C	C2-N3-C4	-5.87	116.97	119.90
26	1H	1070	A	C2-N3-C4	5.87	113.53	110.60
46	D8	18	LEU	CA-CB-CG	5.87	128.80	115.30
26	14	171	G	N3-C4-N9	5.87	129.52	126.00
26	14	1786	A	N1-C2-N3	5.87	132.23	129.30
26	1H	2043	C	C2-N1-C1'	5.87	125.25	118.80
26	14	810	U	C2-N3-C4	-5.87	123.48	127.00
22	1L	73	C	P-O3'-C3'	5.86	126.73	119.70
26	14	678	C	C5-C6-N1	-5.86	118.07	121.00
26	14	1627	G	N1-C6-O6	-5.86	116.38	119.90
1	13	1335	C	C6-N1-C2	5.86	122.64	120.30
26	1H	472	A	N7-C8-N9	-5.86	110.87	113.80
22	1L	30	C	C5-C6-N1	5.86	123.93	121.00
1	13	966	G	C5-C6-O6	-5.86	125.08	128.60
26	1H	2331	G	N3-C4-C5	5.86	131.53	128.60
26	1H	2503	A	N3-C4-N9	5.86	132.09	127.40
1	1G	690	G	O4'-C1'-N9	5.86	112.89	108.20
26	14	1900	A	C4-C5-C6	5.86	119.93	117.00
26	14	2393	A	O5'-P-OP1	-5.86	100.42	105.70
26	1H	404	C	P-O3'-C3'	5.86	126.73	119.70
26	1H	2665	A	N1-C2-N3	5.86	132.23	129.30
26	14	2392	A	N7-C8-N9	5.86	116.73	113.80
26	1H	889	C	C6-N1-C1'	-5.86	113.77	120.80
26	1H	2502	G	C8-N9-C4	-5.86	104.06	106.40
1	1G	1513	A	N1-C6-N6	5.86	122.11	118.60
26	14	121	G	C5-N7-C8	-5.86	101.37	104.30
26	14	2038	G	N3-C2-N2	5.86	124.00	119.90
26	1H	386	G	C4-C5-N7	5.86	113.14	110.80
26	1H	1470	G	N1-C6-O6	5.86	123.41	119.90
26	1H	2655	G	O4'-C1'-N9	5.86	112.88	108.20
27	1J	98	G	C5-C6-O6	-5.86	125.09	128.60
1	13	583	A	O5'-P-OP1	-5.85	100.43	105.70
24	3K	66	C	C5-C6-N1	5.85	123.93	121.00
26	1H	530	G	C5-N7-C8	-5.85	101.37	104.30
26	1H	2575	C	C2-N1-C1'	-5.85	112.36	118.80
26	14	1528	A	N7-C8-N9	5.85	116.73	113.80
1	13	85	U	C2-N1-C1'	5.85	124.72	117.70

Continued on next page...

Continued from previous page...

Mol	Chain	Res	Type	Atoms	Z	Observed(°)	Ideal(°)
26	1H	1180	C	C6-N1-C2	5.85	122.64	120.30
26	1H	1783	A	C5-C6-N6	-5.85	119.02	123.70
27	16	114	G	C2-N3-C4	-5.85	108.97	111.90
26	14	1386	C	N3-C2-O2	5.85	126.00	121.90
26	14	2415	G	N1-C6-O6	5.85	123.41	119.90
26	14	2582	G	C5-C6-O6	-5.85	125.09	128.60
26	1H	1517	G	C4-C5-N7	5.85	113.14	110.80
26	1H	1907	G	N3-C4-N9	-5.85	122.49	126.00
26	1H	2598	A	OP2-P-O3'	5.85	118.06	105.20
26	14	2433	A	C8-N9-C4	-5.85	103.46	105.80
26	1H	1192	G	OP2-P-O3'	5.85	118.06	105.20
26	1H	1417	C	N3-C4-C5	-5.85	119.56	121.90
26	1H	2232	U	C5-C4-O4	5.85	129.41	125.90
26	14	71	A	P-O3'-C3'	5.85	126.72	119.70
1	13	336	C	N1-C2-O2	-5.84	115.39	118.90
26	1H	1669	A	C8-N9-C4	-5.84	103.46	105.80
6	52	14	LEU	CA-CB-CG	5.84	128.74	115.30
1	13	810	C	C6-N1-C1'	-5.84	113.79	120.80
26	1H	1380	G	C4-N9-C1'	5.84	134.09	126.50
26	14	826	U	N1-C2-N3	5.84	118.41	114.90
26	14	1784	A	O4'-C1'-N9	-5.84	103.53	108.20
26	14	1858	G	C6-C5-N7	-5.84	126.89	130.40
23	2K	27	G	N1-C2-N2	5.84	121.45	116.20
26	1H	670	A	N1-C2-N3	-5.84	126.38	129.30
26	1H	1454	U	N3-C2-O2	-5.84	118.11	122.20
26	1H	1927	A	O5'-P-OP2	-5.84	100.44	105.70
26	1H	2665	A	C6-C5-N7	-5.84	128.21	132.30
26	14	71	A	C5-C6-N6	-5.84	119.03	123.70
26	14	84	A	C8-N9-C4	5.84	108.14	105.80
26	14	451	C	C6-N1-C2	5.84	122.64	120.30
26	14	1776	G	O5'-P-OP1	5.84	117.71	110.70
26	14	2232	U	C5-C4-O4	5.84	129.40	125.90
26	14	1332	G	C2-N3-C4	-5.84	108.98	111.90
26	1H	1942	C	C5-C4-N4	-5.83	116.11	120.20
26	14	2086	U	C5-C4-O4	5.83	129.40	125.90
26	14	2447	G	O4'-C1'-N9	5.83	112.87	108.20
1	13	516	U	C6-N1-C2	-5.83	117.50	121.00
26	1H	1839	G	C4-N9-C1'	5.83	134.08	126.50
1	1G	704	A	N1-C6-N6	5.83	122.10	118.60
26	14	90	U	C2-N1-C1'	5.83	124.70	117.70
26	14	462	C	C2-N3-C4	-5.83	116.98	119.90
26	14	1473	G	N1-C6-O6	5.83	123.40	119.90

Continued on next page...

Continued from previous page...

Mol	Chain	Res	Type	Atoms	Z	Observed(°)	Ideal(°)
26	14	1624	G	C8-N9-C4	5.83	108.73	106.40
26	1H	239	U	C5-C6-N1	-5.83	119.78	122.70
26	1H	453	C	C2-N1-C1'	-5.83	112.39	118.80
26	1H	2559	C	O5'-P-OP2	-5.83	100.45	105.70
1	1G	197	A	C8-N9-C4	-5.83	103.47	105.80
26	14	2088	G	C8-N9-C4	5.83	108.73	106.40
1	13	84	U	C2-N1-C1'	5.83	124.70	117.70
26	1H	2346	A	N9-C1'-C2'	5.83	121.58	114.00
26	14	466	A	C5-C6-N6	-5.83	119.04	123.70
26	14	1528	A	C5-N7-C8	-5.83	100.98	103.90
1	13	580	U	C5-C6-N1	-5.83	119.78	122.70
26	1H	429	A	C8-N9-C4	-5.83	103.47	105.80
26	1H	831	G	C8-N9-C4	5.83	108.73	106.40
26	1H	2056	G	C5-C6-O6	-5.83	125.10	128.60
26	1H	2822	G	N9-C4-C5	-5.83	103.07	105.40
1	1G	991	U	C2-N1-C1'	5.83	124.69	117.70
1	1G	1502	A	C6-C5-N7	-5.83	128.22	132.30
26	14	2741	A	C8-N9-C4	5.83	108.13	105.80
1	13	360	A	C5-C6-N6	-5.83	119.04	123.70
26	1H	1817	G	C5-C6-O6	5.83	132.09	128.60
26	1H	2577	A	C5-C6-N6	5.83	128.36	123.70
26	14	627	A	N1-C6-N6	5.83	122.10	118.60
1	13	335	C	N1-C2-O2	-5.82	115.41	118.90
26	1H	1325	G	C6-C5-N7	-5.82	126.91	130.40
26	1H	1394	U	C2-N3-C4	5.82	130.49	127.00
26	14	188	G	C5-C6-O6	-5.82	125.11	128.60
26	14	2857	G	C8-N9-C1'	5.82	134.57	127.00
1	13	1290	G	C8-N9-C4	-5.82	104.07	106.40
1	1G	394	G	N3-C4-N9	5.82	129.49	126.00
1	1G	1195	C	C6-N1-C2	-5.82	117.97	120.30
22	1L	16	C	N1-C2-O2	5.82	122.39	118.90
24	3K	5	C	C5-C6-N1	5.82	123.91	121.00
26	1H	188	G	N9-C4-C5	-5.82	103.07	105.40
26	1H	460	A	N9-C4-C5	-5.82	103.47	105.80
26	1H	685	A	N1-C6-N6	5.82	122.09	118.60
26	1H	1119	C	C6-N1-C2	5.82	122.63	120.30
26	1H	1469	A	N1-C6-N6	5.82	122.09	118.60
33	59	7	LEU	CA-CB-CG	5.82	128.69	115.30
27	16	98	G	C6-C5-N7	-5.82	126.91	130.40
1	13	900	A	C5-C6-N6	-5.82	119.05	123.70
1	13	1530	G	N3-C4-C5	5.82	131.51	128.60
26	1H	145	G	N9-C4-C5	-5.82	103.07	105.40

Continued on next page...

Continued from previous page...

Mol	Chain	Res	Type	Atoms	Z	Observed(°)	Ideal(°)
26	1H	638	G	O5'-P-OP1	-5.82	100.47	105.70
26	1H	1210	A	C4-C5-N7	5.82	113.61	110.70
26	1H	1347	G	C5-C6-O6	-5.82	125.11	128.60
26	1H	1742	C	C5-C6-N1	5.82	123.91	121.00
26	1H	1759	A	O5'-P-OP1	-5.82	100.47	105.70
26	1H	1626	G	O5'-P-OP2	5.82	117.68	110.70
26	1H	1644	C	C2-N1-C1'	5.82	125.20	118.80
26	14	1398	C	N3-C4-C5	5.82	124.23	121.90
26	14	2584	U	C2-N1-C1'	5.82	124.68	117.70
26	1H	122	G	OP1-P-OP2	5.81	128.32	119.60
26	1H	1271	G	C6-C5-N7	-5.81	126.91	130.40
1	1G	577	G	C8-N9-C4	5.81	108.72	106.40
26	14	2301	C	C5-C6-N1	5.81	123.91	121.00
26	1H	822	U	C2-N1-C1'	5.81	124.68	117.70
26	1H	1374	G	O5'-P-OP2	5.81	117.67	110.70
26	14	34	C	N1-C2-O2	5.81	122.39	118.90
26	14	574	C	C2-N1-C1'	-5.81	112.41	118.80
23	2K	63	C	N1-C2-O2	5.81	122.39	118.90
26	1H	821	A	C4-C5-C6	5.81	119.91	117.00
26	1H	1309	G	C6-C5-N7	-5.81	126.92	130.40
4	32	35	ARG	NE-CZ-NH2	-5.81	117.39	120.30
26	14	961	C	C6-N1-C2	5.81	122.62	120.30
26	1H	793	A	C4-C5-C6	5.81	119.90	117.00
26	1H	944	G	N7-C8-N9	5.81	116.00	113.10
26	1H	2426	A	N1-C6-N6	-5.81	115.12	118.60
1	1G	1270	C	C6-N1-C2	-5.81	117.98	120.30
26	14	752	A	C8-N9-C4	-5.81	103.48	105.80
26	1H	776	G	N3-C2-N2	-5.80	115.84	119.90
26	14	2505	G	C5-C6-N1	-5.80	108.60	111.50
27	1J	75	G	N3-C4-N9	5.80	129.48	126.00
26	14	2042	A	C8-N9-C4	5.80	108.12	105.80
26	14	205	G	N7-C8-N9	-5.80	110.20	113.10
27	16	98	G	N9-C4-C5	-5.80	103.08	105.40
26	14	1332	G	C4-C5-C6	5.80	122.28	118.80
26	1H	2406	U	O4'-C1'-N1	-5.80	103.56	108.20
27	16	60	C	C5-C6-N1	5.80	123.90	121.00
1	13	1200	C	C4-C5-C6	-5.80	114.50	117.40
26	1H	128	C	N3-C4-C5	5.80	124.22	121.90
26	1H	449	A	OP1-P-O3'	5.80	117.95	105.20
26	1H	839	U	C4-C5-C6	5.80	123.18	119.70
27	1J	98	G	C6-C5-N7	-5.80	126.92	130.40
26	1H	5	A	C8-N9-C4	-5.79	103.48	105.80

Continued on next page...

Continued from previous page...

Mol	Chain	Res	Type	Atoms	Z	Observed(°)	Ideal(°)
26	1H	2873	A	N1-C6-N6	-5.79	115.12	118.60
26	14	382	G	C4-C5-N7	-5.79	108.48	110.80
26	14	621	A	C5-N7-C8	-5.79	101.00	103.90
26	14	694	U	N3-C2-O2	-5.79	118.14	122.20
26	14	1422	G	N3-C4-C5	5.79	131.50	128.60
26	14	2708	G	C8-N9-C4	5.79	108.72	106.40
1	13	250	A	O4'-C1'-N9	-5.79	103.57	108.20
24	3K	12	U	C2-N1-C1'	5.79	124.65	117.70
26	1H	818	G	N9-C4-C5	5.79	107.72	105.40
26	1H	1142(A)	A	C5-N7-C8	-5.79	101.00	103.90
26	1H	2040	C	N3-C2-O2	5.79	125.95	121.90
26	14	750	A	C5-N7-C8	-5.79	101.00	103.90
26	14	1566	A	N9-C4-C5	-5.79	103.48	105.80
26	1H	1415	U	N3-C2-O2	-5.79	118.15	122.20
26	1H	1937	A	C8-N9-C4	5.79	108.12	105.80
26	1H	2452	C	C5-C4-N4	-5.79	116.15	120.20
26	14	511	U	C6-N1-C2	-5.79	117.53	121.00
26	14	1633	G	C5-C6-O6	-5.79	125.13	128.60
26	14	2416	C	N1-C2-O2	-5.79	115.43	118.90
27	1J	75	G	C8-N9-C1'	-5.79	119.48	127.00
26	1H	2379	G	C8-N9-C4	5.79	108.72	106.40
26	14	362	U	N3-C2-O2	-5.79	118.15	122.20
26	14	2428	G	P-O3'-C3'	5.79	126.64	119.70
1	13	1338	G	C5-C6-O6	5.78	132.07	128.60
26	1H	189	G	N1-C6-O6	5.78	123.37	119.90
26	1H	738	G	C5-N7-C8	-5.78	101.41	104.30
26	14	502	A	N1-C2-N3	5.78	132.19	129.30
26	14	2451	A	C2-N3-C4	-5.78	107.71	110.60
26	1H	1672	C	N3-C2-O2	5.78	125.95	121.90
26	1H	2054	A	N1-C6-N6	5.78	122.07	118.60
26	1H	2767	C	N1-C2-O2	5.78	122.37	118.90
26	14	2448	A	C6-N1-C2	-5.78	115.13	118.60
1	13	1520	G	C6-C5-N7	-5.78	126.93	130.40
26	1H	446	G	N9-C4-C5	-5.78	103.09	105.40
26	1H	866	A	C4-N9-C1'	5.78	136.70	126.30
26	1H	1950	G	N3-C2-N2	5.78	123.94	119.90
27	16	9	G	C5-C6-O6	-5.78	125.13	128.60
1	1G	579	G	C4-N9-C1'	5.78	134.01	126.50
26	14	1339	G	C8-N9-C4	-5.78	104.09	106.40
24	3K	64	U	C5-C6-N1	5.78	125.59	122.70
23	2L	36	A	C2-N3-C4	-5.78	107.71	110.60
26	14	509	C	N1-C2-N3	5.78	123.24	119.20

Continued on next page...

Continued from previous page...

Mol	Chain	Res	Type	Atoms	Z	Observed(°)	Ideal(°)
26	14	2464	C	C6-N1-C2	5.78	122.61	120.30
1	13	811	C	N3-C4-C5	5.77	124.21	121.90
1	1G	186(D)	C	C6-N1-C2	5.77	122.61	120.30
1	1G	197	A	C6-C5-N7	-5.77	128.26	132.30
27	16	16	G	C5-N7-C8	-5.77	101.41	104.30
1	1G	324	G	N1-C6-O6	-5.77	116.44	119.90
26	14	737	C	N1-C2-O2	-5.77	115.44	118.90
26	14	808	G	OP1-P-OP2	5.77	128.26	119.60
27	1J	102	G	N1-C6-O6	-5.77	116.44	119.90
26	1H	930	U	C5-C6-N1	-5.77	119.81	122.70
26	1H	2577	A	N1-C6-N6	-5.77	115.14	118.60
26	1H	310	A	C5-C6-N6	-5.77	119.09	123.70
26	1H	458	G	N3-C4-N9	-5.77	122.54	126.00
26	1H	592	G	C5-C6-O6	5.77	132.06	128.60
26	1H	736	C	N3-C2-O2	5.77	125.94	121.90
26	1H	1210	A	C8-N9-C4	-5.77	103.49	105.80
26	1H	1241	A	C6-N1-C2	5.77	122.06	118.60
26	1H	1758	G	O5'-P-OP1	-5.77	100.51	105.70
26	1H	2416	C	C6-N1-C1'	5.77	127.72	120.80
26	14	1298	C	N1-C2-O2	5.77	122.36	118.90
1	13	1142	G	O4'-C1'-N9	5.77	112.81	108.20
26	1H	52	A	C2-N3-C4	5.77	113.48	110.60
26	1H	252	G	N3-C4-N9	5.77	129.46	126.00
26	14	133	C	N3-C4-C5	5.77	124.21	121.90
26	1H	795	C	C2-N3-C4	-5.76	117.02	119.90
26	1H	1940	U	N3-C4-O4	5.76	123.44	119.40
26	1H	2779	U	N3-C4-O4	-5.76	115.36	119.40
27	16	50	G	OP2-P-O3'	5.76	117.88	105.20
1	1G	117	G	N9-C4-C5	-5.76	103.09	105.40
26	14	2392	A	C8-N9-C4	-5.76	103.49	105.80
26	1H	730	C	O5'-P-OP2	-5.76	100.51	105.70
1	1G	580	U	C5-C4-O4	5.76	129.36	125.90
26	1H	1694	C	P-O3'-C3'	5.76	126.61	119.70
26	1H	2602	A	N1-C6-N6	-5.76	115.14	118.60
1	1G	428	G	N3-C4-N9	-5.76	122.54	126.00
1	1G	1482	G	C4-N9-C1'	5.76	133.99	126.50
26	14	1930	G	C4-N9-C1'	-5.76	119.01	126.50
26	14	1979	C	O5'-P-OP2	-5.76	100.52	105.70
26	14	2597	G	C4-N9-C1'	5.76	133.99	126.50
26	14	2618	G	C4-C5-N7	-5.76	108.50	110.80
26	1H	124	G	C8-N9-C4	5.76	108.70	106.40
26	1H	1821	A	C2-N3-C4	-5.76	107.72	110.60

Continued on next page...

Continued from previous page...

Mol	Chain	Res	Type	Atoms	Z	Observed(°)	Ideal(°)
26	1H	2355	C	C2-N1-C1'	5.76	125.14	118.80
26	14	2365	G	O5'-P-OP1	5.76	117.61	110.70
26	14	1342	A	C6-C5-N7	-5.76	128.27	132.30
26	14	2436	G	N3-C2-N2	-5.76	115.87	119.90
1	13	1381	U	C6-N1-C2	-5.76	117.55	121.00
26	1H	270(O)	U	C2-N1-C1'	5.76	124.61	117.70
26	1H	293	U	N3-C4-O4	5.76	123.43	119.40
26	1H	330	A	N3-C4-C5	5.76	130.83	126.80
26	1H	2043	C	N3-C4-N4	5.76	122.03	118.00
26	14	1271	G	N3-C4-N9	5.76	129.45	126.00
1	13	442	C	C6-N1-C2	-5.75	118.00	120.30
1	13	630	G	N1-C6-O6	5.75	123.35	119.90
26	1H	2679	A	O5'-P-OP2	-5.75	100.52	105.70
26	14	122	G	N7-C8-N9	-5.75	110.22	113.10
46	D8	38	LEU	CA-CB-CG	5.75	128.53	115.30
1	1G	1519	A	N9-C4-C5	5.75	108.10	105.80
26	1H	192	C	N1-C2-N3	-5.75	115.17	119.20
26	1H	940	G	N3-C4-N9	5.75	129.45	126.00
36	38	28	ASN	C-N-CA	5.75	136.08	121.70
26	14	1243	G	C6-C5-N7	-5.75	126.95	130.40
26	14	1519	G	C5-C6-O6	5.75	132.05	128.60
26	14	2000	G	N9-C4-C5	-5.75	103.10	105.40
26	14	570	G	N3-C2-N2	5.75	123.92	119.90
26	14	1610	A	C8-N9-C4	5.75	108.10	105.80
26	14	1695	G	C4-N9-C1'	5.75	133.97	126.50
26	1H	120	U	C4-C5-C6	5.75	123.15	119.70
26	1H	2066	C	OP1-P-O3'	5.75	117.84	105.20
26	14	2114	A	O4'-C1'-N9	5.75	112.80	108.20
1	13	963	G	N3-C4-N9	5.75	129.45	126.00
1	13	1158	C	C2-N1-C1'	5.75	125.12	118.80
26	1H	1622	G	N1-C2-N3	5.75	127.35	123.90
1	1G	721	G	C5-C6-N1	-5.75	108.63	111.50
26	14	623	G	C8-N9-C4	5.75	108.70	106.40
1	13	810	C	C2-N1-C1'	5.74	125.12	118.80
26	1H	308	G	N3-C4-C5	-5.74	125.73	128.60
26	1H	604	G	O5'-P-OP1	-5.74	100.53	105.70
26	1H	848	G	N3-C4-N9	5.74	129.45	126.00
26	1H	2591	C	C6-N1-C2	-5.74	118.00	120.30
27	16	64	C	C6-N1-C2	5.74	122.60	120.30
1	13	966	G	N9-C4-C5	-5.74	103.10	105.40
26	1H	1787	A	C5-N7-C8	-5.74	101.03	103.90
26	1H	943	U	N1-C2-N3	5.74	118.34	114.90

Continued on next page...

Continued from previous page...

Mol	Chain	Res	Type	Atoms	Z	Observed(°)	Ideal(°)
26	1H	2401	U	N3-C2-O2	-5.74	118.18	122.20
26	1H	2830	G	C4-C5-N7	5.74	113.10	110.80
29	19	43	ARG	NE-CZ-NH1	-5.74	117.43	120.30
26	1H	1839	G	C4-C5-N7	5.74	113.09	110.80
26	14	2435	A	N7-C8-N9	5.74	116.67	113.80
26	14	2494	G	N1-C6-O6	-5.74	116.46	119.90
26	1H	699	A	N1-C6-N6	5.74	122.04	118.60
26	1H	2686	G	N3-C4-N9	5.74	129.44	126.00
24	3L	1	G	C8-N9-C4	5.74	108.69	106.40
26	1H	1198	U	C2-N3-C4	-5.74	123.56	127.00
1	1G	932	C	N1-C2-O2	5.74	122.34	118.90
26	14	1265	A	N1-C6-N6	5.74	122.04	118.60
26	1H	811	U	C2-N3-C4	-5.73	123.56	127.00
26	1H	1626	G	C8-N9-C4	-5.73	104.11	106.40
26	14	606	U	C5-C6-N1	-5.73	119.83	122.70
1	13	1024	G	O4'-C1'-N9	5.73	112.78	108.20
26	1H	220	G	N9-C4-C5	-5.73	103.11	105.40
1	1G	46	G	C8-N9-C4	5.73	108.69	106.40
1	1G	1422	G	C5-C6-O6	5.73	132.04	128.60
26	14	2290	G	N1-C6-O6	5.73	123.34	119.90
26	1H	1314	C	N1-C2-O2	5.73	122.34	118.90
26	1H	1323	U	N3-C4-C5	-5.73	111.16	114.60
1	13	266	G	C6-C5-N7	-5.73	126.96	130.40
1	13	1486	G	N3-C2-N2	-5.73	115.89	119.90
26	14	705	A	N9-C4-C5	-5.73	103.51	105.80
1	13	130	A	N1-C6-N6	5.72	122.03	118.60
26	1H	954	G	C2-N3-C4	5.72	114.76	111.90
26	1H	2318	G	N7-C8-N9	5.72	115.96	113.10
26	14	146	G	C8-N9-C4	5.72	108.69	106.40
26	14	2361	A	C2-N3-C4	-5.72	107.74	110.60
26	14	2437	U	C5-C6-N1	-5.72	119.84	122.70
26	1H	435	C	C2-N3-C4	5.72	122.76	119.90
26	1H	2609	U	C4-C5-C6	5.72	123.13	119.70
27	16	79	C	OP2-P-O3'	5.72	117.79	105.20
1	1G	354	G	N9-C4-C5	-5.72	103.11	105.40
26	14	138	G	O4'-C1'-N9	5.72	112.78	108.20
26	14	1835	G	O5'-P-OP2	5.72	117.57	110.70
26	1H	2848	G	N1-C6-O6	-5.72	116.47	119.90
26	1H	237	C	C6-N1-C2	5.72	122.59	120.30
26	1H	2757	A	C8-N9-C4	-5.72	103.51	105.80
1	13	360	A	N9-C4-C5	-5.72	103.51	105.80
26	1H	321	G	N1-C6-O6	5.72	123.33	119.90

Continued on next page...

Continued from previous page...

Mol	Chain	Res	Type	Atoms	Z	Observed(°)	Ideal(°)
26	1H	2584	U	C5-C6-N1	-5.72	119.84	122.70
26	14	941	A	C8-N9-C4	-5.72	103.51	105.80
26	14	2454	G	O5'-P-OP2	-5.71	100.56	105.70
26	1H	420	C	C2-N3-C4	-5.71	117.04	119.90
26	1H	1247	A	N7-C8-N9	-5.71	110.94	113.80
26	1H	2067	G	N9-C4-C5	5.71	107.69	105.40
26	14	1821	A	C4-C5-C6	5.71	119.86	117.00
26	1H	1698	A	N9-C1'-C2'	5.71	121.42	114.00
26	1H	345	A	C2-N3-C4	-5.71	107.75	110.60
26	1H	2623	G	N1-C6-O6	-5.71	116.47	119.90
1	1G	899	C	C6-N1-C1'	-5.71	113.95	120.80
26	14	459	U	N3-C2-O2	-5.71	118.20	122.20
26	14	1359	A	C4-N9-C1'	-5.71	116.03	126.30
26	14	2766	G	C8-N9-C4	-5.71	104.12	106.40
26	1H	528	A	N3-C4-N9	-5.71	122.83	127.40
26	1H	812	C	C2-N3-C4	-5.71	117.05	119.90
1	13	555	C	C6-N1-C2	-5.71	118.02	120.30
26	14	791	C	P-O3'-C3'	5.71	126.55	119.70
26	1H	466	A	C5-C6-N6	-5.70	119.14	123.70
26	1H	859	G	C2-N3-C4	-5.70	109.05	111.90
26	14	693	C	C2-N3-C4	-5.70	117.05	119.90
26	1H	2845	G	C4-C5-C6	5.70	122.22	118.80
26	14	1819	A	N1-C6-N6	-5.70	115.18	118.60
26	1H	1142	U	O5'-P-OP1	5.70	117.54	110.70
26	1H	2428	G	C4-C5-N7	-5.70	108.52	110.80
1	13	963	G	N3-C2-N2	5.70	123.89	119.90
1	13	1230	C	N3-C4-C5	5.70	124.18	121.90
26	1H	145	G	N1-C6-O6	5.70	123.32	119.90
26	1H	806	C	N3-C4-C5	5.70	124.18	121.90
26	1H	1366	A	C8-N9-C4	5.70	108.08	105.80
34	28	27	LEU	CA-CB-CG	5.70	128.41	115.30
26	14	1281	G	N9-C4-C5	-5.70	103.12	105.40
26	14	1332	G	N1-C2-N2	-5.70	111.07	116.20
26	1H	2445	G	C8-N9-C4	-5.70	104.12	106.40
26	1H	1776	G	N9-C4-C5	-5.70	103.12	105.40
26	1H	1914	C	N3-C2-O2	-5.70	117.91	121.90
26	1H	2375	G	C5-C6-O6	-5.70	125.18	128.60
26	14	1422	G	C5-C6-N1	-5.70	108.65	111.50
26	14	2012	G	C6-C5-N7	-5.70	126.98	130.40
26	14	2251	G	C5-C6-O6	5.70	132.02	128.60
26	1H	537	C	O5'-P-OP1	5.69	117.53	110.70
26	14	2477	C	C2-N3-C4	5.69	122.75	119.90

Continued on next page...

Continued from previous page...

Mol	Chain	Res	Type	Atoms	Z	Observed(°)	Ideal(°)
26	14	2607	G	C4-C5-N7	5.69	113.08	110.80
26	1H	20	C	C2-N3-C4	-5.69	117.05	119.90
26	1H	1310	G	C4-C5-N7	5.69	113.08	110.80
26	1H	1596	A	C5-C6-N6	-5.69	119.15	123.70
26	1H	1695	G	O5'-P-OP1	-5.69	100.58	105.70
26	1H	2330	G	C4-C5-N7	5.69	113.08	110.80
26	1H	2380	C	C6-N1-C2	5.69	122.58	120.30
26	14	2448	A	N1-C2-N3	5.69	132.15	129.30
26	14	2575	C	C6-N1-C1'	5.69	127.63	120.80
26	1H	244	A	C5-C6-N6	-5.69	119.15	123.70
26	1H	1945	G	C6-C5-N7	-5.69	126.99	130.40
26	1H	2435	A	N1-C6-N6	-5.69	115.19	118.60
26	1H	2654	A	O5'-P-OP1	-5.69	100.58	105.70
26	1H	458	G	C6-C5-N7	5.69	133.81	130.40
26	1H	2401	U	N1-C2-O2	5.69	126.78	122.80
26	14	1963	U	N3-C2-O2	-5.69	118.22	122.20
26	14	2607	G	C2-N3-C4	-5.69	109.06	111.90
1	13	974	A	C5-C6-N1	-5.68	114.86	117.70
26	1H	259	G	C6-C5-N7	-5.68	126.99	130.40
26	1H	443	A	N1-C6-N6	5.68	122.01	118.60
26	14	825	C	N3-C2-O2	5.68	125.88	121.90
26	14	1776	G	C4-C5-C6	5.68	122.21	118.80
27	1J	44	G	C8-N9-C4	5.68	108.67	106.40
22	1K	72	G	C4-N9-C1'	-5.68	119.11	126.50
26	1H	217	G	C4-C5-N7	-5.68	108.53	110.80
26	1H	1373	A	C8-N9-C4	5.68	108.07	105.80
26	1H	1604	C	C6-N1-C2	-5.68	118.03	120.30
26	14	1272	A	N9-C4-C5	-5.68	103.53	105.80
26	1H	1266	G	N3-C4-N9	5.68	129.41	126.00
26	14	35	G	C8-N9-C4	-5.68	104.13	106.40
26	14	796	C	C6-N1-C2	5.68	122.57	120.30
26	14	804	A	C6-N1-C2	-5.68	115.19	118.60
26	1H	298	G	C4-C5-N7	5.68	113.07	110.80
26	1H	513	A	C6-N1-C2	-5.68	115.19	118.60
26	1H	757	U	C4-C5-C6	5.68	123.11	119.70
1	1G	337	C	C5-C6-N1	5.68	123.84	121.00
26	14	1779	U	C6-N1-C1'	-5.68	113.25	121.20
26	14	1812	A	OP1-P-OP2	5.68	128.11	119.60
58	L5	34	ARG	NE-CZ-NH1	-5.68	117.46	120.30
26	1H	808	G	N1-C6-O6	-5.67	116.50	119.90
26	1H	1860	G	N3-C4-C5	5.67	131.44	128.60
26	1H	2329	G	C2-N3-C4	-5.67	109.06	111.90

Continued on next page...

Continued from previous page...

Mol	Chain	Res	Type	Atoms	Z	Observed(°)	Ideal(°)
1	1G	27	G	C8-N9-C4	-5.67	104.13	106.40
1	1G	1096	C	C6-N1-C2	-5.67	118.03	120.30
26	14	783	A	N3-C4-N9	-5.67	122.86	127.40
26	14	1022	G	C8-N9-C4	-5.67	104.13	106.40
26	14	1313	U	N3-C4-C5	-5.67	111.19	114.60
26	14	2502	G	C6-C5-N7	-5.67	127.00	130.40
26	1H	840	C	C5-C6-N1	-5.67	118.16	121.00
1	13	1338	G	N9-C4-C5	5.67	107.67	105.40
26	1H	679	C	C6-N1-C2	5.67	122.57	120.30
26	1H	1333	C	N3-C4-C5	5.67	124.17	121.90
26	1H	2751	G	N3-C4-C5	-5.67	125.76	128.60
27	16	98	G	C2-N3-C4	-5.67	109.06	111.90
27	1J	44	G	N7-C8-N9	-5.67	110.27	113.10
26	14	949	C	C6-N1-C2	5.67	122.57	120.30
26	1H	2691	C	N3-C4-C5	5.67	124.17	121.90
26	1H	2767	C	C6-N1-C1'	-5.67	114.00	120.80
26	14	211	A	C8-N9-C4	5.67	108.07	105.80
26	14	1804	C	O5'-P-OP2	5.67	117.50	110.70
26	14	632	A	O5'-P-OP2	5.67	117.50	110.70
26	1H	1996	C	C6-N1-C2	5.67	122.57	120.30
26	1H	2508	G	N7-C8-N9	5.67	115.93	113.10
1	13	721	G	C6-C5-N7	-5.66	127.00	130.40
1	13	771	G	C5-C6-O6	5.66	132.00	128.60
26	1H	298	G	C5-N7-C8	-5.66	101.47	104.30
26	1H	2435	A	C5-C6-N1	5.66	120.53	117.70
27	16	81	G	C4-C5-N7	5.66	113.06	110.80
1	1G	562	C	N3-C4-C5	5.66	124.17	121.90
26	14	1885	A	N7-C8-N9	-5.66	110.97	113.80
1	13	853	G	C2-N3-C4	-5.66	109.07	111.90
26	1H	74	A	C4-C5-N7	5.66	113.53	110.70
26	1H	997	G	N9-C4-C5	-5.66	103.14	105.40
1	1G	704	A	C5-C6-N6	-5.66	119.17	123.70
26	1H	131	G	C4-C5-N7	5.66	113.06	110.80
26	1H	1698	A	O4'-C1'-N9	5.66	112.73	108.20
26	1H	2030	A	N1-C6-N6	5.66	122.00	118.60
26	1H	2131	G	C4-N9-C1'	5.66	133.86	126.50
1	1G	377	G	N3-C4-N9	5.66	129.40	126.00
26	14	1283	G	C4-C5-C6	5.66	122.20	118.80
1	13	476	G	N7-C8-N9	5.66	115.93	113.10
26	1H	240	G	O5'-P-OP1	5.66	117.49	110.70
26	1H	2427	C	C5-C6-N1	-5.66	118.17	121.00
1	13	968	A	C5-C6-N6	-5.66	119.17	123.70

Continued on next page...

Continued from previous page...

Mol	Chain	Res	Type	Atoms	Z	Observed(°)	Ideal(°)
26	1H	1309	G	N1-C2-N2	-5.66	111.11	116.20
1	13	524	G	N9-C4-C5	-5.66	103.14	105.40
26	1H	928	G	C2-N3-C4	-5.66	109.07	111.90
26	1H	1550	C	N1-C2-O2	-5.66	115.51	118.90
26	14	945	A	N7-C8-N9	5.66	116.63	113.80
26	14	1315	C	N3-C4-N4	-5.66	114.04	118.00
1	1G	11	G	O5'-P-OP2	5.65	117.48	110.70
26	1H	242	G	C4-C5-N7	5.65	113.06	110.80
26	1H	1259	G	OP2-P-O3'	5.65	117.64	105.20
26	1H	2031	A	N3-C4-C5	-5.65	122.84	126.80
26	1H	2057	A	N1-C6-N6	5.65	121.99	118.60
37	48	77	LEU	CA-C-N	-5.65	104.77	117.20
26	1H	146	G	N9-C4-C5	-5.65	103.14	105.40
26	1H	180	G	N9-C4-C5	-5.65	103.14	105.40
26	14	2275	C	C5'-C4'-O4'	-5.65	102.32	109.10
1	13	551	U	C5-C6-N1	-5.65	119.88	122.70
24	3K	49	C	C6-N1-C2	-5.65	118.04	120.30
26	14	2690	C	C6-N1-C1'	-5.65	114.02	120.80
36	38	9	LEU	CA-CB-CG	5.65	128.29	115.30
26	14	1615	C	N3-C2-O2	5.65	125.85	121.90
26	1H	2430	A	N9-C4-C5	-5.65	103.54	105.80
26	14	2375	G	C8-N9-C4	5.65	108.66	106.40
26	1H	51	G	N3-C4-C5	-5.64	125.78	128.60
26	1H	2090	G	C5-C6-O6	-5.64	125.21	128.60
26	14	1544	C	N1-C2-O2	5.64	122.29	118.90
26	14	2088	G	C6-C5-N7	-5.64	127.01	130.40
1	13	1357	A	O5'-P-OP2	5.64	117.47	110.70
1	13	960	U	C2-N1-C1'	5.64	124.47	117.70
26	1H	1830	C	N1-C2-O2	-5.64	115.52	118.90
26	14	2441	C	N3-C4-C5	5.64	124.16	121.90
26	1H	1835	G	O5'-P-OP1	-5.64	100.63	105.70
22	1K	73	C	OP1-P-O3'	5.64	117.60	105.20
26	1H	468	G	N9-C4-C5	-5.64	103.15	105.40
26	1H	1124	C	C4-C5-C6	5.64	120.22	117.40
26	1H	2053	G	C5-C6-O6	-5.64	125.22	128.60
26	1H	2594	C	C5-C4-N4	-5.64	116.25	120.20
26	1H	2603	G	C8-N9-C4	-5.64	104.14	106.40
26	14	396	G	N7-C8-N9	5.64	115.92	113.10
26	14	1521	G	C4-C5-N7	5.64	113.06	110.80
28	79	28	LEU	CA-CB-CG	5.64	128.26	115.30
26	1H	534	U	OP2-P-O3'	5.63	117.60	105.20
26	1H	583	G	C5-C6-O6	-5.63	125.22	128.60

Continued on next page...

Continued from previous page...

Mol	Chain	Res	Type	Atoms	Z	Observed(°)	Ideal(°)
26	14	330	A	C4-C5-N7	5.63	113.52	110.70
26	1H	741	G	C4-C5-N7	5.63	113.05	110.80
26	1H	2377	A	N9-C4-C5	-5.63	103.55	105.80
26	14	90	U	C5-C4-O4	-5.63	122.52	125.90
26	1H	136	G	C8-N9-C4	5.63	108.65	106.40
26	1H	1345	C	OP2-P-O3'	5.63	117.59	105.20
26	1H	2258	C	C4-C5-C6	5.63	120.22	117.40
26	14	11	G	N3-C4-C5	-5.63	125.78	128.60
26	1H	473	G	N3-C4-N9	5.63	129.38	126.00
1	13	1455	G	N3-C4-C5	5.63	131.41	128.60
23	2K	5	G	N3-C4-C5	5.63	131.41	128.60
26	1H	1620	G	N1-C6-O6	5.63	123.28	119.90
26	14	1024	G	N1-C6-O6	5.63	123.28	119.90
26	14	2250	G	O5'-P-OP1	-5.63	100.64	105.70
26	14	2873	A	C8-N9-C4	-5.63	103.55	105.80
1	13	129	U	C6-N1-C1'	5.63	129.08	121.20
23	2L	29	C	C5-C6-N1	5.63	123.81	121.00
1	13	1506	U	N3-C4-O4	5.62	123.34	119.40
26	1H	386	G	C5-C6-O6	-5.62	125.22	128.60
26	14	949	C	N1-C2-O2	-5.62	115.53	118.90
59	M5	50	LEU	CA-CB-CG	5.62	128.24	115.30
26	1H	141	A	C2-N3-C4	-5.62	107.79	110.60
26	1H	668	G	N9-C4-C5	-5.62	103.15	105.40
26	1H	1379	A	N9-C1'-C2'	5.62	121.31	114.00
26	1H	1790	C	C5-C6-N1	-5.62	118.19	121.00
26	1H	2373	G	C2-N3-C4	-5.62	109.09	111.90
26	14	1821	A	C6-C5-N7	-5.62	128.36	132.30
26	1H	1313	U	C5-C6-N1	5.62	125.51	122.70
45	C8	91	ASP	CB-CG-OD1	5.62	123.36	118.30
26	14	226	G	O4'-C1'-N9	5.62	112.70	108.20
26	14	330	A	C5-N7-C8	-5.62	101.09	103.90
1	13	721	G	C4-N9-C1'	5.62	133.81	126.50
26	1H	1993	U	C5-C4-O4	-5.62	122.53	125.90
26	1H	2054	A	C5-N7-C8	-5.62	101.09	103.90
26	14	2473	U	N1-C2-O2	5.62	126.73	122.80
26	14	2893	G	P-O3'-C3'	5.62	126.44	119.70
1	13	251	G	O4'-C1'-N9	-5.62	103.70	108.20
1	13	522	C	C6-N1-C2	5.62	122.55	120.30
1	13	1485	U	C5-C6-N1	-5.62	119.89	122.70
26	1H	265	A	N3-C4-C5	5.62	130.73	126.80
26	1H	928	G	C5-C6-O6	-5.62	125.23	128.60
26	1H	1382	G	C5-C6-O6	-5.62	125.23	128.60

Continued on next page...

Continued from previous page...

Mol	Chain	Res	Type	Atoms	Z	Observed(°)	Ideal(°)
1	1G	380	G	N9-C4-C5	5.62	107.65	105.40
1	1G	1128	C	N1-C2-O2	5.62	122.27	118.90
26	14	748	G	C5-C6-N1	5.62	114.31	111.50
26	14	1308	A	C4-C5-N7	-5.62	107.89	110.70
26	14	2502	G	N3-C4-N9	5.62	129.37	126.00
1	13	150	C	C6-N1-C2	-5.62	118.05	120.30
26	1H	1314	C	C2-N1-C1'	5.62	124.98	118.80
26	1H	1790	C	N3-C4-C5	5.62	124.15	121.90
26	1H	1942	C	N3-C4-C5	5.62	124.15	121.90
26	14	396	G	C4-N9-C1'	5.62	133.80	126.50
26	14	510	C	N1-C2-O2	5.62	122.27	118.90
26	14	2261	C	O5'-P-OP2	-5.62	100.64	105.70
1	13	1504	G	C2-N3-C4	-5.61	109.09	111.90
26	1H	906	G	C5-C6-O6	-5.61	125.23	128.60
1	1G	529	G	C5-C6-O6	-5.61	125.23	128.60
26	14	2435	A	C5-N7-C8	-5.61	101.09	103.90
1	13	1158	C	C6-N1-C2	-5.61	118.06	120.30
26	1H	265	A	N7-C8-N9	5.61	116.61	113.80
26	1H	530	G	C4-C5-N7	5.61	113.04	110.80
26	1H	1409	C	C5-C6-N1	-5.61	118.19	121.00
26	1H	2258	C	N3-C4-N4	5.61	121.93	118.00
26	14	624	C	N1-C2-O2	-5.61	115.53	118.90
26	14	1602	U	N3-C2-O2	5.61	126.13	122.20
26	14	2335	A	O4'-C1'-N9	5.61	112.69	108.20
1	13	1326	C	O5'-P-OP2	-5.61	100.65	105.70
26	1H	190	A	N1-C6-N6	5.61	121.97	118.60
1	13	372	C	C6-N1-C2	5.61	122.54	120.30
26	1H	227	A	O5'-P-OP2	5.61	117.43	110.70
26	1H	593	G	O5'-P-OP1	5.61	117.43	110.70
26	1H	1430	C	OP1-P-O3'	5.61	117.53	105.20
24	3L	16	C	P-O3'-C3'	5.61	126.43	119.70
26	14	2042	A	N1-C6-N6	5.61	121.96	118.60
26	14	2403	C	N3-C4-C5	-5.61	119.66	121.90
26	14	2857	G	C5-N7-C8	-5.61	101.50	104.30
1	13	395	C	C6-N1-C2	5.61	122.54	120.30
27	1J	46	A	N1-C6-N6	-5.61	115.24	118.60
26	1H	78	A	C5-C6-N6	-5.60	119.22	123.70
26	1H	1676	A	C2-N3-C4	-5.60	107.80	110.60
26	14	1398	C	C6-N1-C2	5.60	122.54	120.30
1	13	81	G	O5'-P-OP2	-5.60	100.66	105.70
26	1H	1373	A	N7-C8-N9	-5.60	111.00	113.80
26	1H	2681	C	N3-C4-C5	5.60	124.14	121.90

Continued on next page...

Continued from previous page...

Mol	Chain	Res	Type	Atoms	Z	Observed(°)	Ideal(°)
26	1H	271(B)	G	C8-N9-C1'	-5.60	119.72	127.00
26	1H	576	U	N3-C2-O2	5.60	126.12	122.20
26	1H	1489	U	C5-C4-O4	5.60	129.26	125.90
26	1H	2817	G	N3-C4-C5	-5.60	125.80	128.60
26	14	735	A	N7-C8-N9	-5.60	111.00	113.80
26	14	774	A	C6-N1-C2	5.60	121.96	118.60
26	14	695	G	O5'-P-OP2	5.60	117.42	110.70
26	14	992	C	OP1-P-O3'	5.60	117.52	105.20
1	13	700	G	N3-C4-N9	5.60	129.36	126.00
1	13	1230	C	C5-C4-N4	-5.60	116.28	120.20
26	1H	357	A	C8-N9-C4	-5.60	103.56	105.80
26	1H	591	C	C6-N1-C2	5.60	122.54	120.30
26	1H	1124	C	N1-C2-O2	-5.60	115.54	118.90
26	14	1780	A	N1-C2-N3	5.60	132.10	129.30
26	1H	577	G	N9-C4-C5	-5.60	103.16	105.40
26	1H	1500	G	N9-C4-C5	-5.59	103.16	105.40
1	1G	1432	G	C5-C6-N1	-5.59	108.70	111.50
26	14	2056	G	C5-C6-O6	-5.59	125.24	128.60
26	14	769	G	C5-C6-O6	-5.59	125.24	128.60
1	13	221	C	C6-N1-C2	-5.59	118.06	120.30
26	1H	463	G	C8-N9-C4	5.59	108.64	106.40
26	1H	508	G	N1-C6-O6	5.59	123.25	119.90
26	14	744	G	C5-C6-O6	-5.59	125.25	128.60
26	14	837	C	N3-C4-N4	5.59	121.91	118.00
26	14	2767	C	C2-N3-C4	5.59	122.69	119.90
1	13	906	G	N1-C2-N3	5.59	127.25	123.90
36	38	67	GLY	N-CA-C	5.59	127.07	113.10
26	14	2700	C	O5'-P-OP1	5.59	117.41	110.70
1	13	1411	C	C6-N1-C2	5.59	122.53	120.30
26	1H	774	A	C4-N9-C1'	-5.59	116.25	126.30
26	1H	2244	U	OP2-P-O3'	5.59	117.49	105.20
1	1G	690	G	N3-C4-N9	-5.59	122.65	126.00
26	14	574	C	C5-C4-N4	5.59	124.11	120.20
26	1H	673	C	N3-C4-N4	5.58	121.91	118.00
26	1H	2359	C	N3-C4-N4	-5.58	114.09	118.00
26	14	2092	U	N3-C2-O2	-5.58	118.29	122.20
26	1H	467	G	OP2-P-O3'	5.58	117.48	105.20
26	1H	789	A	C8-N9-C4	5.58	108.03	105.80
26	1H	1534	G	O5'-P-OP1	5.58	117.40	110.70
26	1H	1858	G	C8-N9-C1'	-5.58	119.74	127.00
26	1H	2323	G	N9-C4-C5	-5.58	103.17	105.40
1	1G	87	A	P-O3'-C3'	5.58	126.40	119.70

Continued on next page...

Continued from previous page...

Mol	Chain	Res	Type	Atoms	Z	Observed(°)	Ideal(°)
26	14	407	G	C4-N9-C1'	5.58	133.76	126.50
26	14	1968	G	C5-C6-O6	-5.58	125.25	128.60
26	14	2516	G	N1-C6-O6	-5.58	116.55	119.90
26	14	2437	U	OP1-P-OP2	5.58	127.97	119.60
1	1G	721	G	C6-C5-N7	-5.58	127.05	130.40
26	14	1820	U	N3-C4-C5	5.58	117.95	114.60
26	14	2238	G	OP1-P-OP2	5.58	127.97	119.60
26	1H	181	A	C4-C5-N7	-5.58	107.91	110.70
27	16	7	G	C4-C5-N7	5.58	113.03	110.80
26	14	639	U	C5-C4-O4	5.58	129.25	125.90
26	1H	1699	G	N9-C4-C5	5.58	107.63	105.40
26	1H	2426	A	N7-C8-N9	5.58	116.59	113.80
26	1H	2645	G	C8-N9-C4	-5.58	104.17	106.40
1	1G	1128	C	C2-N1-C1'	5.58	124.93	118.80
26	14	177	G	N1-C6-O6	-5.58	116.56	119.90
26	14	2459	A	C2-N3-C4	5.58	113.39	110.60
26	1H	391	G	C6-C5-N7	-5.57	127.06	130.40
26	1H	528	A	C5-C6-N1	-5.57	114.91	117.70
26	1H	735	A	C5-C6-N1	-5.57	114.91	117.70
1	1G	117	G	C4-C5-N7	5.57	113.03	110.80
26	14	2040	C	N3-C4-N4	5.57	121.90	118.00
26	1H	265	A	C6-C5-N7	-5.57	128.40	132.30
26	1H	1639	U	N1-C2-O2	5.57	126.70	122.80
27	16	86	G	N1-C6-O6	-5.57	116.56	119.90
1	13	534	U	N3-C4-O4	-5.57	115.50	119.40
1	13	575	G	O4'-C1'-N9	-5.57	103.74	108.20
26	1H	127	A	C6-C5-N7	-5.57	128.40	132.30
26	14	1772	G	C5-C6-N1	-5.57	108.71	111.50
23	2K	76	C	N3-C2-O2	5.57	125.80	121.90
26	1H	774	A	N1-C6-N6	5.57	121.94	118.60
26	1H	2869	G	N7-C8-N9	5.57	115.89	113.10
26	14	1174	A	C2-N3-C4	5.57	113.39	110.60
1	13	997	U	C6-N1-C2	-5.57	117.66	121.00
26	1H	446	G	C6-C5-N7	-5.57	127.06	130.40
26	1H	1174	A	N9-C1'-C2'	-5.57	105.88	112.00
26	1H	1465	G	N1-C6-O6	5.57	123.24	119.90
26	1H	1613	G	C5-C6-O6	5.57	131.94	128.60
1	1G	509	A	C8-N9-C4	-5.57	103.57	105.80
26	14	2608	G	N3-C2-N2	-5.57	116.00	119.90
1	13	483	C	C6-N1-C2	5.57	122.53	120.30
26	1H	840	C	C6-N1-C2	5.57	122.53	120.30
26	1H	1606	G	C8-N9-C4	5.57	108.63	106.40

Continued on next page...

Continued from previous page...

Mol	Chain	Res	Type	Atoms	Z	Observed(°)	Ideal(°)
26	14	570	G	N3-C4-C5	-5.57	125.82	128.60
1	13	501	C	OP2-P-O3'	5.56	117.44	105.20
1	13	962	C	C5-C6-N1	-5.56	118.22	121.00
26	1H	535	C	O5'-P-OP2	-5.56	100.69	105.70
26	1H	2011	U	N3-C2-O2	5.56	126.09	122.20
26	1H	2751	G	C4-N9-C1'	5.56	133.73	126.50
26	14	315	G	C8-N9-C4	5.56	108.62	106.40
41	45	81	VAL	N-CA-C	5.56	126.02	111.00
26	1H	196	A	O4'-C1'-N9	5.56	112.65	108.20
26	14	1827	C	O5'-P-OP2	-5.56	100.69	105.70
26	14	2597	G	N3-C2-N2	5.56	123.79	119.90
1	13	575	G	C6-C5-N7	5.56	133.74	130.40
26	1H	273(A)	G	N1-C6-O6	5.56	123.24	119.90
26	1H	2590	A	C8-N9-C4	5.56	108.03	105.80
1	1G	1286	A	C8-N9-C4	-5.56	103.58	105.80
26	14	2433	A	C5-N7-C8	-5.56	101.12	103.90
26	1H	568	U	C5-C6-N1	-5.56	119.92	122.70
26	14	1446	C	C6-N1-C2	-5.56	118.08	120.30
1	13	1290	G	N7-C8-N9	5.56	115.88	113.10
26	1H	663	G	C8-N9-C1'	-5.56	119.78	127.00
26	1H	1379	A	C5-C6-N6	-5.56	119.25	123.70
26	1H	2260	C	N3-C4-C5	5.56	124.12	121.90
1	1G	1446	A	O4'-C1'-N9	5.56	112.65	108.20
26	14	1616	A	N9-C4-C5	-5.56	103.58	105.80
26	14	2708	G	C2-N3-C4	-5.56	109.12	111.90
26	14	117	G	C6-C5-N7	-5.56	127.07	130.40
26	14	661	C	N1-C2-O2	-5.56	115.57	118.90
27	1J	102	G	C6-C5-N7	5.56	133.73	130.40
26	1H	834	C	OP2-P-O3'	5.55	117.42	105.20
26	1H	1160	G	N3-C2-N2	-5.55	116.01	119.90
26	1H	2401	U	C2-N1-C1'	5.55	124.36	117.70
26	1H	2609	U	O5'-P-OP2	-5.55	100.70	105.70
27	16	6	C	C6-N1-C2	5.55	122.52	120.30
26	14	194	G	C5-C6-O6	-5.55	125.27	128.60
26	1H	736	C	C6-N1-C2	5.55	122.52	120.30
1	1G	1100	C	C2-N1-C1'	-5.55	112.69	118.80
26	14	57	C	OP2-P-O3'	5.55	117.42	105.20
26	14	1704	G	N1-C6-O6	5.55	123.23	119.90
26	1H	825	C	N3-C2-O2	5.55	125.79	121.90
26	1H	1550	C	N3-C2-O2	5.55	125.79	121.90
26	1H	1618	A	O5'-P-OP2	5.55	117.36	110.70
1	1G	690	G	N7-C8-N9	5.55	115.88	113.10

Continued on next page...

Continued from previous page...

Mol	Chain	Res	Type	Atoms	Z	Observed(°)	Ideal(°)
26	14	690	G	C5-C6-O6	-5.55	125.27	128.60
26	14	1992	G	O4'-C1'-N9	-5.55	103.76	108.20
26	14	2088	G	C5-C6-O6	-5.55	125.27	128.60
26	14	2374	C	N3-C4-N4	-5.55	114.11	118.00
1	13	523	A	N9-C4-C5	-5.55	103.58	105.80
26	14	393	C	N3-C2-O2	-5.55	118.02	121.90
26	14	1644	C	C2-N1-C1'	5.55	124.91	118.80
1	13	523	A	C2-N3-C4	-5.55	107.83	110.60
26	1H	472	A	C8-N9-C4	5.55	108.02	105.80
26	1H	676	A	C6-N1-C2	5.55	121.93	118.60
1	1G	362	G	C4-C5-N7	-5.55	108.58	110.80
26	14	396	G	C8-N9-C4	-5.55	104.18	106.40
26	14	1441	G	N1-C6-O6	5.54	123.23	119.90
26	1H	1496	A	C4-N9-C1'	5.54	136.28	126.30
26	1H	2067	G	N3-C4-N9	-5.54	122.67	126.00
26	1H	2704	C	C6-N1-C2	5.54	122.52	120.30
26	14	356	G	C4-N9-C1'	5.54	133.71	126.50
26	14	389	G	C4-C5-N7	5.54	113.02	110.80
26	14	2893	G	N3-C4-C5	-5.54	125.83	128.60
1	13	1128	C	C4-C5-C6	5.54	120.17	117.40
26	1H	781	A	OP1-P-OP2	5.54	127.91	119.60
26	1H	843	G	OP1-P-OP2	-5.54	111.29	119.60
26	1H	970	C	N3-C4-N4	5.54	121.88	118.00
1	1G	481	G	C6-C5-N7	-5.54	127.08	130.40
26	1H	1241	A	C2-N3-C4	-5.54	107.83	110.60
26	1H	1782	C	C5-C4-N4	-5.54	116.32	120.20
27	16	78	A	OP2-P-O3'	5.54	117.39	105.20
1	13	815	A	N9-C4-C5	5.54	108.02	105.80
1	1G	1260	C	C6-N1-C2	-5.54	118.08	120.30
1	13	988	G	N3-C4-C5	-5.54	125.83	128.60
1	13	1306	A	N1-C6-N6	5.54	121.92	118.60
26	1H	812	C	C4-C5-C6	5.54	120.17	117.40
26	1H	1768	U	C5-C4-O4	5.54	129.22	125.90
26	1H	1899	G	P-O3'-C3'	5.54	126.34	119.70
26	1H	2037	G	C5-N7-C8	5.54	107.07	104.30
1	1G	1487	G	N3-C2-N2	-5.54	116.02	119.90
26	14	320	A	O5'-P-OP2	-5.54	100.72	105.70
26	1H	283	A	N1-C6-N6	-5.54	115.28	118.60
26	1H	667	U	N1-C2-O2	-5.54	118.92	122.80
26	1H	914	C	C2-N1-C1'	-5.54	112.71	118.80
26	1H	1061	U	C6-N1-C1'	-5.54	113.45	121.20
26	1H	1182	A	C6-C5-N7	-5.54	128.43	132.30

Continued on next page...

Continued from previous page...

Mol	Chain	Res	Type	Atoms	Z	Observed(°)	Ideal(°)
26	14	2609	U	C6-N1-C2	5.54	124.32	121.00
26	14	2681	C	N3-C4-N4	-5.54	114.12	118.00
1	13	38	G	O5'-P-OP2	-5.53	100.72	105.70
22	1L	74	A	P-O3'-C3'	-5.53	113.06	119.70
26	14	647	G	C8-N9-C4	-5.53	104.19	106.40
26	1H	647	G	O5'-P-OP1	-5.53	100.72	105.70
26	14	127	A	C5-C6-N6	-5.53	119.28	123.70
26	1H	2293	C	N1-C2-O2	5.53	122.22	118.90
27	16	9	G	C4-C5-N7	5.53	113.01	110.80
26	14	521	G	N3-C4-N9	5.53	129.32	126.00
26	14	2062	A	N9-C4-C5	-5.53	103.59	105.80
1	13	1299	A	C8-N9-C4	-5.53	103.59	105.80
26	14	481	G	N1-C6-O6	-5.53	116.58	119.90
26	14	508	G	O5'-P-OP1	-5.53	100.72	105.70
26	1H	461	C	OP1-P-OP2	5.53	127.89	119.60
26	1H	1223	C	N3-C2-O2	5.53	125.77	121.90
57	O8	10	LEU	CA-CB-CG	5.53	128.01	115.30
23	2L	17	C	C2-N1-C1'	5.53	124.88	118.80
26	14	376	C	N3-C4-C5	-5.53	119.69	121.90
26	14	791	C	N3-C4-C5	5.53	124.11	121.90
26	14	1614	A	N1-C6-N6	5.53	121.92	118.60
26	14	1762	A	N7-C8-N9	5.53	116.56	113.80
35	69	131	LYS	C-N-CD	-5.53	108.44	120.60
40	35	88	LEU	CA-CB-CG	5.53	128.01	115.30
26	1H	1284	A	OP1-P-OP2	5.53	127.89	119.60
26	1H	2611	U	P-O3'-C3'	5.53	126.33	119.70
1	1G	774	G	C8-N9-C4	5.53	108.61	106.40
1	13	792	A	N3-C4-C5	5.52	130.67	126.80
26	1H	508	G	N3-C4-C5	-5.52	125.84	128.60
26	1H	1123	C	C6-N1-C2	5.52	122.51	120.30
26	1H	1957	C	C2-N3-C4	-5.52	117.14	119.90
46	D8	43	GLU	C-N-CA	5.52	135.51	121.70
26	14	1207	C	N3-C4-N4	5.52	121.87	118.00
26	14	2305	A	C8-N9-C4	5.52	108.01	105.80
26	1H	121	G	C5-C6-N1	5.52	114.26	111.50
26	1H	2311	A	N7-C8-N9	5.52	116.56	113.80
26	14	837	C	C5-C4-N4	-5.52	116.33	120.20
26	14	914	C	OP1-P-O3'	5.52	117.35	105.20
26	14	856	C	C6-N1-C2	-5.52	118.09	120.30
1	13	900	A	N1-C6-N6	5.52	121.91	118.60
26	14	951	C	OP1-P-O3'	5.52	117.34	105.20
26	1H	252	G	C5-C6-O6	-5.52	125.29	128.60

Continued on next page...

Continued from previous page...

Mol	Chain	Res	Type	Atoms	Z	Observed(°)	Ideal(°)
26	14	199	A	O5'-P-OP2	-5.52	100.73	105.70
26	14	1339	G	N7-C8-N9	5.52	115.86	113.10
26	14	2709	G	N3-C4-C5	5.52	131.36	128.60
26	1H	676	A	OP1-P-OP2	5.52	127.87	119.60
26	1H	1616	A	N9-C4-C5	-5.52	103.59	105.80
1	1G	345	C	P-O3'-C3'	5.52	126.32	119.70
26	14	2625	G	C5-C6-N1	5.52	114.26	111.50
26	1H	124	G	N3-C4-C5	5.51	131.36	128.60
26	1H	512	G	C4-C5-N7	-5.51	108.59	110.80
26	1H	1997	G	N1-C2-N3	5.51	127.21	123.90
26	14	1632	A	N1-C6-N6	5.51	121.91	118.60
26	1H	232	G	O4'-C1'-N9	-5.51	103.79	108.20
26	1H	575	A	N7-C8-N9	-5.51	111.04	113.80
26	1H	1857	G	N3-C4-N9	5.51	129.31	126.00
1	1G	324	G	C5-C6-O6	5.51	131.91	128.60
26	1H	600	G	N1-C6-O6	5.51	123.21	119.90
26	1H	660	G	N7-C8-N9	5.51	115.86	113.10
26	1H	835	A	OP2-P-O3'	5.51	117.33	105.20
26	1H	1251	C	OP1-P-OP2	5.51	127.87	119.60
26	14	1666	G	O4'-C1'-N9	5.51	112.61	108.20
26	14	1678	G	N3-C2-N2	-5.51	116.04	119.90
1	13	1491	G	OP2-P-O3'	5.51	117.32	105.20
26	1H	185	U	OP1-P-OP2	5.51	127.86	119.60
26	14	56	A	N1-C6-N6	-5.51	115.30	118.60
26	14	93	C	C5-C6-N1	5.51	123.75	121.00
1	13	731	G	C8-N9-C4	-5.51	104.20	106.40
26	1H	298	G	C5-C6-O6	-5.51	125.30	128.60
26	1H	2230	G	N3-C2-N2	-5.51	116.04	119.90
1	13	266	G	N7-C8-N9	5.51	115.85	113.10
26	1H	1327	C	N1-C2-O2	-5.51	115.60	118.90
26	1H	1997	G	N1-C2-N2	-5.51	111.24	116.20
26	14	130	C	C6-N1-C2	5.51	122.50	120.30
26	14	2332	U	C5-C6-N1	-5.51	119.95	122.70
26	1H	2755	C	C6-N1-C2	-5.50	118.10	120.30
26	14	1555	G	C8-N9-C4	-5.50	104.20	106.40
1	13	866	C	N3-C4-C5	-5.50	119.70	121.90
26	1H	633	A	N1-C6-N6	5.50	121.90	118.60
26	1H	755	C	C6-N1-C2	-5.50	118.10	120.30
26	1H	2146	C	C6-N1-C2	-5.50	118.10	120.30
26	1H	2225	A	N1-C6-N6	-5.50	115.30	118.60
27	16	38	C	C2-N1-C1'	-5.50	112.75	118.80
1	1G	487	A	C8-N9-C4	5.50	108.00	105.80

Continued on next page...

Continued from previous page...

Mol	Chain	Res	Type	Atoms	Z	Observed(°)	Ideal(°)
26	14	1827	C	C2-N3-C4	-5.50	117.15	119.90
1	13	684	A	C8-N9-C4	-5.50	103.60	105.80
1	13	874	G	N3-C4-C5	-5.50	125.85	128.60
26	1H	1367	A	C6-C5-N7	-5.50	128.45	132.30
26	1H	2689	U	C2-N3-C4	-5.50	123.70	127.00
10	1A	90	LEU	CA-CB-CG	5.50	127.95	115.30
26	14	34	C	P-O3'-C3'	5.50	126.30	119.70
26	14	1776	G	C4-N9-C1'	5.50	133.65	126.50
26	1H	788	A	C4-C5-C6	5.50	119.75	117.00
26	14	1858	G	N9-C4-C5	-5.50	103.20	105.40
26	1H	468	G	C5-C6-O6	-5.50	125.30	128.60
26	1H	1066	U	C5-C6-N1	5.50	125.45	122.70
26	1H	1668	A	C8-N9-C4	5.50	108.00	105.80
26	1H	2509	G	N9-C4-C5	-5.50	103.20	105.40
1	1G	266	G	C8-N9-C1'	-5.50	119.85	127.00
26	14	1783	A	N7-C8-N9	5.50	116.55	113.80
26	1H	1779	U	N3-C4-O4	5.50	123.25	119.40
1	1G	812	C	N1-C2-O2	-5.50	115.60	118.90
26	14	2365	G	O5'-P-OP2	-5.50	100.75	105.70
27	1J	88	C	C2-N3-C4	5.50	122.65	119.90
23	2K	27	G	C4-C5-N7	5.50	113.00	110.80
26	1H	1696	G	OP1-P-OP2	5.50	127.84	119.60
26	1H	2277	G	N9-C4-C5	5.50	107.60	105.40
26	14	1695	G	C6-C5-N7	-5.50	127.10	130.40
26	1H	576	U	C6-N1-C2	5.49	124.30	121.00
26	1H	1603	A	N9-C4-C5	5.49	108.00	105.80
26	1H	2271	G	N3-C4-N9	5.49	129.30	126.00
26	14	789	A	C8-N9-C4	5.49	108.00	105.80
26	14	1694	C	C2-N1-C1'	-5.49	112.76	118.80
26	14	2582	G	N1-C6-O6	5.49	123.20	119.90
1	1G	254	G	O5'-P-OP1	-5.49	100.76	105.70
1	1G	576	G	N3-C4-N9	5.49	129.29	126.00
26	1H	1081	U	C2-N1-C1'	5.49	124.29	117.70
26	1H	1662	C	C5-C6-N1	-5.49	118.25	121.00
26	1H	1705	G	OP1-P-OP2	-5.49	111.36	119.60
26	1H	2594	C	C2-N3-C4	-5.49	117.15	119.90
26	1H	2779	U	C4-C5-C6	5.49	123.00	119.70
1	1G	105	G	C8-N9-C1'	-5.49	119.86	127.00
26	14	2005	A	C8-N9-C4	5.49	108.00	105.80
26	14	2253	G	C5-C6-O6	-5.49	125.31	128.60
27	1J	74	U	C5-C6-N1	-5.49	119.95	122.70
1	13	827	U	N3-C2-O2	-5.49	118.36	122.20

Continued on next page...

Continued from previous page...

Mol	Chain	Res	Type	Atoms	Z	Observed(°)	Ideal(°)
1	13	963	G	C8-N9-C1'	-5.49	119.86	127.00
26	1H	473	G	O5'-P-OP2	-5.49	100.76	105.70
26	14	197	A	C6-N1-C2	-5.49	115.31	118.60
26	14	965	C	C6-N1-C2	-5.49	118.10	120.30
26	14	1337	G	OP1-P-O3'	5.49	117.27	105.20
26	14	2606	C	C2-N3-C4	-5.49	117.16	119.90
24	3K	60	A	OP1-P-OP2	-5.49	111.37	119.60
26	1H	1379	A	O4'-C1'-N9	5.49	112.59	108.20
26	1H	2378	A	C8-N9-C4	5.49	107.99	105.80
26	14	1869	G	N3-C4-N9	-5.49	122.71	126.00
26	1H	2674	G	N1-C2-N3	5.48	127.19	123.90
26	1H	2763	G	N1-C6-O6	5.48	123.19	119.90
1	13	326	G	C4-C5-N7	-5.48	108.61	110.80
1	1G	904	C	O5'-P-OP1	-5.48	100.77	105.70
26	14	208	C	C5-C4-N4	-5.48	116.36	120.20
26	14	1426	G	C6-C5-N7	-5.48	127.11	130.40
26	14	2251	G	N1-C6-O6	-5.48	116.61	119.90
26	1H	1019	U	C5-C4-O4	5.48	129.19	125.90
26	1H	1273	U	P-O3'-C3'	5.48	126.28	119.70
26	14	888	C	P-O3'-C3'	5.48	126.28	119.70
26	14	1642	G	OP2-P-O3'	5.48	117.26	105.20
26	14	2423	U	C5-C6-N1	-5.48	119.96	122.70
26	1H	383	U	C5-C6-N1	-5.48	119.96	122.70
26	14	1380	G	C2-N3-C4	-5.48	109.16	111.90
27	1J	98	G	C4-C5-N7	5.48	112.99	110.80
1	13	319	G	C8-N9-C4	5.48	108.59	106.40
1	13	518	C	C6-N1-C1'	-5.48	114.23	120.80
26	1H	1009	A	O5'-P-OP1	5.48	117.27	110.70
26	14	265	A	C6-C5-N7	-5.48	128.47	132.30
26	14	835	A	O5'-P-OP1	5.48	117.27	110.70
26	14	2088	G	C2-N3-C4	-5.48	109.16	111.90
27	16	30	C	C6-N1-C2	-5.48	118.11	120.30
1	13	219	C	C6-N1-C2	-5.47	118.11	120.30
26	14	194	G	C8-N9-C4	5.47	108.59	106.40
26	14	1302	A	C5-C6-N6	5.47	128.08	123.70
26	1H	193	U	N1-C2-O2	-5.47	118.97	122.80
26	1H	889	C	C5-C6-N1	5.47	123.74	121.00
26	1H	1309	G	C2-N3-C4	-5.47	109.16	111.90
26	1H	1639	U	N3-C4-O4	-5.47	115.57	119.40
26	14	1345	C	N1-C2-N3	5.47	123.03	119.20
26	14	1654	A	N1-C6-N6	-5.47	115.32	118.60
26	14	1836	C	O5'-P-OP2	-5.47	100.78	105.70

Continued on next page...

Continued from previous page...

Mol	Chain	Res	Type	Atoms	Z	Observed(°)	Ideal(°)
26	14	2119	A	C2-N3-C4	5.47	113.34	110.60
26	1H	460	A	N1-C6-N6	5.47	121.88	118.60
26	1H	2571	C	N3-C2-O2	-5.47	118.07	121.90
26	1H	2700	C	N3-C4-C5	5.47	124.09	121.90
26	14	131	G	N1-C6-O6	5.47	123.18	119.90
41	45	82	ARG	N-CA-C	5.47	125.77	111.00
26	1H	862	G	C5-C6-O6	5.47	131.88	128.60
26	1H	2042	A	C2-N3-C4	-5.47	107.86	110.60
26	1H	2288	A	C4-C5-N7	5.47	113.44	110.70
1	1G	724	G	C4-C5-N7	5.47	112.99	110.80
26	14	250	G	N1-C6-O6	5.47	123.18	119.90
1	13	2	U	N3-C2-O2	-5.47	118.37	122.20
26	1H	62	C	N3-C4-C5	5.47	124.09	121.90
26	1H	2466	C	C6-N1-C2	5.47	122.49	120.30
26	14	1762	A	N1-C2-N3	5.47	132.03	129.30
26	1H	774	A	C8-N9-C1'	5.47	137.54	127.70
26	1H	1639	U	C5-C6-N1	-5.47	119.97	122.70
27	1J	81	G	C2-N3-C4	-5.47	109.17	111.90
1	13	511	C	C2-N3-C4	-5.46	117.17	119.90
26	1H	1839	G	O4'-C1'-N9	-5.46	103.83	108.20
26	1H	2329	G	OP1-P-OP2	5.46	127.80	119.60
26	14	254	G	C4-C5-N7	-5.46	108.61	110.80
26	14	391	G	C6-C5-N7	-5.46	127.12	130.40
26	1H	2311	A	C6-C5-N7	-5.46	128.48	132.30
26	1H	2358	G	C6-C5-N7	5.46	133.68	130.40
36	38	40	LEU	CA-CB-CG	5.46	127.86	115.30
26	14	676	A	OP1-P-OP2	5.46	127.80	119.60
26	1H	131	G	N1-C6-O6	5.46	123.18	119.90
26	1H	1640	C	N3-C4-C5	5.46	124.08	121.90
26	14	691	C	N3-C4-N4	5.46	121.82	118.00
26	14	1780	A	N9-C4-C5	5.46	107.98	105.80
26	14	2435	A	C8-N9-C4	-5.46	103.61	105.80
26	1H	1314	C	N3-C4-C5	5.46	124.08	121.90
26	1H	1857	G	C6-C5-N7	-5.46	127.12	130.40
26	14	1021	A	C5-N7-C8	-5.46	101.17	103.90
26	14	1614	A	N1-C2-N3	5.46	132.03	129.30
22	1K	40	C	N1-C2-O2	-5.46	115.62	118.90
26	1H	989	G	N9-C4-C5	-5.46	103.22	105.40
26	1H	1914	C	C5-C4-N4	5.46	124.02	120.20
26	1H	2068	U	OP1-P-O3'	5.46	117.21	105.20
27	16	115	G	C8-N9-C1'	-5.46	119.91	127.00
26	14	57	C	C6-N1-C2	5.46	122.48	120.30

Continued on next page...

Continued from previous page...

Mol	Chain	Res	Type	Atoms	Z	Observed(°)	Ideal(°)
26	14	149	A	C4-C5-C6	5.46	119.73	117.00
26	14	1663	C	N3-C4-C5	5.46	124.08	121.90
26	14	2490	G	N3-C4-C5	-5.46	125.87	128.60
26	14	774	A	O5'-P-OP2	-5.46	100.79	105.70
26	14	1621	U	N1-C2-O2	-5.46	118.98	122.80
26	14	1820	U	OP1-P-O3'	5.46	117.20	105.20
27	1J	75	G	C4-N9-C1'	5.46	133.59	126.50
26	1H	2416	C	C2-N1-C1'	-5.46	112.80	118.80
27	16	16	G	C4-C5-N7	5.46	112.98	110.80
26	14	612	G	C6-C5-N7	-5.46	127.13	130.40
1	13	297	G	N1-C6-O6	5.45	123.17	119.90
26	1H	1198	U	N1-C2-N3	5.45	118.17	114.90
26	1H	2694	G	N3-C4-N9	5.45	129.27	126.00
26	14	2171	A	O4'-C1'-N9	5.45	112.56	108.20
26	14	2751	G	N3-C2-N2	-5.45	116.08	119.90
26	1H	1768	U	C6-N1-C1'	5.45	128.83	121.20
26	14	93	C	C2-N1-C1'	5.45	124.80	118.80
26	14	426	C	N3-C2-O2	-5.45	118.08	121.90
26	14	2377	A	C8-N9-C4	5.45	107.98	105.80
27	1J	102	G	C4-C5-N7	-5.45	108.62	110.80
1	13	413	G	N9-C4-C5	5.45	107.58	105.40
26	1H	383	U	O5'-P-OP2	5.45	117.24	110.70
26	1H	837	C	N3-C4-N4	5.45	121.81	118.00
1	1G	1482	G	C8-N9-C1'	-5.45	119.92	127.00
26	14	27	G	N3-C4-C5	5.45	131.32	128.60
26	1H	2422	A	C8-N9-C4	-5.45	103.62	105.80
26	1H	232	G	C4-N9-C1'	5.45	133.58	126.50
26	1H	528	A	C6-N1-C2	5.45	121.87	118.60
1	1G	44	G	N3-C4-C5	-5.45	125.88	128.60
27	1J	39	A	N7-C8-N9	5.45	116.52	113.80
1	13	1305	G	N1-C2-N3	5.44	127.17	123.90
26	1H	551	G	N1-C6-O6	5.44	123.17	119.90
26	1H	840	C	C2-N3-C4	-5.44	117.18	119.90
26	14	912	C	N1-C2-O2	5.44	122.17	118.90
26	1H	103	A	C8-N9-C4	5.44	107.98	105.80
26	1H	1250	G	C8-N9-C4	5.44	108.58	106.40
26	1H	1669	A	N3-C4-C5	-5.44	122.99	126.80
26	1H	2426	A	N9-C4-C5	5.44	107.98	105.80
26	14	656	G	N1-C6-O6	5.44	123.17	119.90
26	14	1978	A	C2-N3-C4	-5.44	107.88	110.60
26	14	2829	C	C5-C4-N4	-5.44	116.39	120.20
1	13	611	A	C5-C6-N6	-5.44	119.35	123.70

Continued on next page...

Continued from previous page...

Mol	Chain	Res	Type	Atoms	Z	Observed(°)	Ideal(°)
1	13	975	A	C4-C5-N7	5.44	113.42	110.70
26	1H	689	A	C5-C6-N6	-5.44	119.35	123.70
26	1H	703	U	C6-N1-C2	5.44	124.27	121.00
26	1H	1427	A	N1-C2-N3	5.44	132.02	129.30
26	1H	1936	A	O4'-C1'-N9	5.44	112.55	108.20
26	14	22	C	N3-C4-N4	-5.44	114.19	118.00
26	14	2444	G	C5-C6-O6	-5.44	125.34	128.60
26	1H	238	C	OP1-P-OP2	5.44	127.76	119.60
26	1H	1210	A	C4-C5-C6	5.44	119.72	117.00
26	1H	2284	C	N1-C2-O2	-5.44	115.64	118.90
1	13	1516	G	C5-C6-O6	5.44	131.86	128.60
26	1H	299	A	OP2-P-O3'	5.44	117.16	105.20
26	1H	1442	G	N1-C6-O6	5.44	123.16	119.90
26	1H	1622	G	C6-N1-C2	-5.44	121.84	125.10
26	1H	1649	G	C8-N9-C4	-5.44	104.22	106.40
26	14	1798	U	O5'-P-OP2	-5.44	100.81	105.70
26	1H	1528	A	C6-C5-N7	-5.44	128.50	132.30
26	1H	2271	G	C8-N9-C1'	-5.44	119.93	127.00
26	14	457	A	C8-N9-C4	-5.44	103.63	105.80
1	13	973	G	N1-C2-N3	5.43	127.16	123.90
26	1H	125	G	C4-C5-N7	5.43	112.97	110.80
26	1H	1203	G	O5'-P-OP2	-5.43	100.81	105.70
26	1H	1268	A	N7-C8-N9	-5.43	111.08	113.80
26	1H	2446	G	C5-C6-O6	-5.43	125.34	128.60
26	1H	2544	G	C6-C5-N7	-5.43	127.14	130.40
26	1H	441	U	O5'-P-OP2	5.43	117.22	110.70
26	1H	1141	U	O4'-C1'-N1	5.43	112.55	108.20
26	1H	2707	G	O5'-P-OP2	-5.43	100.81	105.70
26	14	130	C	C5-C4-N4	-5.43	116.40	120.20
26	14	1469	A	C8-N9-C4	-5.43	103.63	105.80
1	13	394	G	N3-C4-N9	-5.43	122.74	126.00
1	13	534	U	C5-C4-O4	5.43	129.16	125.90
1	13	1486	G	N3-C4-N9	-5.43	122.74	126.00
26	1H	101	G	N9-C4-C5	-5.43	103.23	105.40
26	1H	90	U	N1-C2-N3	-5.43	111.64	114.90
26	1H	2378	A	N9-C4-C5	-5.43	103.63	105.80
29	11	40	THR	N-CA-C	5.43	125.66	111.00
1	1G	1242	C	OP1-P-O3'	5.43	117.14	105.20
26	1H	193	U	N1-C2-N3	5.43	118.16	114.90
26	1H	250	G	O5'-P-OP1	-5.43	100.81	105.70
26	1H	1123	C	C5-C6-N1	-5.43	118.29	121.00
26	1H	2054	A	N7-C8-N9	5.43	116.51	113.80

Continued on next page...

Continued from previous page...

Mol	Chain	Res	Type	Atoms	Z	Observed(°)	Ideal(°)
26	1H	2427	C	O5'-P-OP1	-5.43	100.82	105.70
26	14	774	A	C8-N9-C4	5.43	107.97	105.80
1	13	524	G	C5-C6-O6	-5.42	125.34	128.60
26	1H	1049	C	O5'-P-OP2	-5.42	100.82	105.70
26	1H	2461	C	N3-C4-C5	5.42	124.07	121.90
26	1H	2817	G	N1-C6-O6	-5.42	116.65	119.90
26	14	576	U	OP2-P-O3'	5.42	117.14	105.20
26	14	1426	G	C4-N9-C1'	5.42	133.55	126.50
26	1H	1253	A	N1-C2-N3	5.42	132.01	129.30
26	1H	1391	U	O5'-P-OP1	-5.42	100.82	105.70
1	13	760	G	C6-C5-N7	-5.42	127.15	130.40
26	1H	1314	C	C6-N1-C1'	-5.42	114.29	120.80
1	1G	1113	C	C5-C6-N1	5.42	123.71	121.00
26	14	2051	A	N1-C2-N3	5.42	132.01	129.30
1	13	268	C	O5'-P-OP2	5.42	117.20	110.70
26	1H	381	G	C8-N9-C4	5.42	108.57	106.40
26	1H	683	C	N1-C2-O2	5.42	122.15	118.90
26	1H	1794	U	N3-C2-O2	-5.42	118.41	122.20
26	14	1425	G	C5-C6-N1	5.42	114.21	111.50
26	1H	788	A	C5-C6-N6	-5.42	119.36	123.70
26	1H	2791	C	C5-C6-N1	5.42	123.71	121.00
26	14	34	C	C6-N1-C1'	-5.42	114.30	120.80
26	14	133	C	C5-C6-N1	-5.42	118.29	121.00
26	14	521	G	N3-C4-C5	-5.42	125.89	128.60
26	14	1613	G	N1-C2-N2	-5.42	111.32	116.20
26	14	1935	G	N3-C4-N9	-5.42	122.75	126.00
26	14	2491	U	C6-N1-C2	5.42	124.25	121.00
26	14	2597	G	N1-C2-N2	-5.42	111.32	116.20
26	1H	26	G	C5-C6-N1	-5.42	108.79	111.50
26	1H	741	G	C5-N7-C8	-5.42	101.59	104.30
26	1H	1324	G	N3-C2-N2	-5.42	116.11	119.90
26	1H	2270	G	C2-N3-C4	-5.42	109.19	111.90
26	14	216	A	C8-N9-C4	5.42	107.97	105.80
1	13	47	C	O5'-P-OP1	-5.42	100.83	105.70
1	1G	112	G	N3-C2-N2	-5.42	116.11	119.90
26	14	1302	A	C4-C5-N7	-5.42	107.99	110.70
26	1H	2075	U	C4-C5-C6	5.41	122.95	119.70
1	1G	575	G	C8-N9-C4	5.41	108.57	106.40
26	14	1903	G	O5'-P-OP1	-5.41	100.83	105.70
26	14	2013	A	C2-N3-C4	-5.41	107.89	110.60
26	14	2191	G	C5-C6-O6	-5.41	125.35	128.60
26	14	2459	A	N1-C2-N3	-5.41	126.59	129.30

Continued on next page...

Continued from previous page...

Mol	Chain	Res	Type	Atoms	Z	Observed(°)	Ideal(°)
26	14	2755	C	C6-N1-C2	-5.41	118.14	120.30
26	1H	2665	A	O4'-C1'-N9	5.41	112.53	108.20
22	1L	30	C	C5-C4-N4	-5.41	116.41	120.20
26	14	2084	C	C4-C5-C6	5.41	120.11	117.40
1	13	765	G	N1-C6-O6	5.41	123.15	119.90
26	1H	177	G	N3-C4-N9	5.41	129.25	126.00
26	1H	443	A	N9-C4-C5	-5.41	103.64	105.80
26	1H	805	G	C4-C5-N7	5.41	112.96	110.80
26	1H	816	C	N3-C4-C5	5.41	124.06	121.90
26	1H	1367	A	C2-N3-C4	-5.41	107.89	110.60
36	38	111	LEU	CA-CB-CG	5.41	127.74	115.30
1	1G	290	C	O5'-P-OP1	-5.41	100.83	105.70
26	14	2581	G	N3-C4-N9	5.41	129.25	126.00
23	2K	71	G	N3-C4-C5	5.41	131.30	128.60
26	1H	195	A	P-O3'-C3'	5.41	126.19	119.70
49	G8	54	LYS	C-N-CA	5.41	135.22	121.70
1	1G	232	G	N3-C4-N9	5.41	129.25	126.00
26	14	252	G	O5'-P-OP1	5.41	117.19	110.70
26	14	566	U	N3-C4-C5	5.41	117.84	114.60
26	14	1019	U	N3-C2-O2	-5.41	118.41	122.20
26	1H	704	G	C8-N9-C4	-5.41	104.24	106.40
26	1H	783	A	C5-C6-N6	-5.41	119.37	123.70
26	1H	1313	U	N3-C4-O4	5.41	123.19	119.40
26	1H	1348	G	OP1-P-O3'	5.41	117.10	105.20
1	13	112	G	C5-C6-O6	-5.41	125.36	128.60
23	2K	60	A	N1-C6-N6	5.41	121.84	118.60
26	1H	632	A	C2-N3-C4	-5.41	107.90	110.60
26	1H	1786	A	N3-C4-C5	5.41	130.58	126.80
26	1H	2387	U	N3-C2-O2	5.41	125.98	122.20
26	14	2452	C	N3-C4-N4	5.41	121.78	118.00
26	14	2490	G	N1-C2-N2	-5.41	111.33	116.20
26	14	2230	G	C8-N9-C4	-5.40	104.24	106.40
26	1H	1268	A	N3-C4-C5	5.40	130.58	126.80
26	1H	2057	A	OP1-P-O3'	5.40	117.09	105.20
31	31	156	LEU	CA-CB-CG	5.40	127.73	115.30
1	1G	1314	C	C6-N1-C2	-5.40	118.14	120.30
26	14	1308	A	N1-C2-N3	5.40	132.00	129.30
1	13	149	A	N7-C8-N9	5.40	116.50	113.80
1	13	1517	G	C5-C6-O6	-5.40	125.36	128.60
26	1H	791	C	P-O3'-C3'	5.40	126.18	119.70
26	1H	1010	A	C8-N9-C4	5.40	107.96	105.80
26	1H	1543	A	C5-C6-N1	-5.40	115.00	117.70

Continued on next page...

Continued from previous page...

Mol	Chain	Res	Type	Atoms	Z	Observed(°)	Ideal(°)
26	1H	2280	G	OP1-P-OP2	-5.40	111.50	119.60
23	2L	45	A	O5'-P-OP1	-5.40	100.84	105.70
26	1H	1971	A	O5'-P-OP1	5.40	117.18	110.70
26	14	2043	C	C2-N1-C1'	5.40	124.74	118.80
26	1H	798	G	N9-C4-C5	-5.40	103.24	105.40
26	1H	1663	C	C2-N3-C4	-5.40	117.20	119.90
26	14	2111	C	N3-C2-O2	-5.40	118.12	121.90
26	1H	944	G	C8-N9-C4	-5.40	104.24	106.40
26	1H	2791	C	C6-N1-C2	-5.40	118.14	120.30
1	13	1467	G	N1-C6-O6	-5.39	116.66	119.90
1	1G	45	U	C6-N1-C2	5.39	124.24	121.00
26	14	2323	G	N9-C4-C5	-5.39	103.24	105.40
26	14	2640	G	N1-C2-N3	5.39	127.14	123.90
1	13	526	C	C6-N1-C2	5.39	122.46	120.30
26	1H	121	G	C4-C5-N7	5.39	112.96	110.80
26	1H	123	G	N1-C6-O6	-5.39	116.67	119.90
26	1H	973	A	C8-N9-C4	5.39	107.96	105.80
26	1H	1787	A	C2-N3-C4	-5.39	107.90	110.60
2	12	145	LEU	CA-CB-CG	5.39	127.70	115.30
27	1J	89	G	C4-N9-C1'	5.39	133.51	126.50
26	1H	1534	G	N3-C4-N9	5.39	129.24	126.00
26	1H	1857	G	N3-C2-N2	5.39	123.67	119.90
26	1H	2705	A	N1-C6-N6	5.39	121.83	118.60
1	13	714	G	O5'-P-OP1	-5.39	100.85	105.70
26	1H	613	U	N1-C2-N3	5.39	118.13	114.90
26	1H	717	G	C5-C6-O6	-5.39	125.37	128.60
26	1H	1000	A	C8-N9-C4	-5.39	103.64	105.80
26	1H	1844	C	N3-C2-O2	5.39	125.67	121.90
26	1H	2009	G	C8-N9-C4	5.39	108.56	106.40
26	1H	2504	U	N3-C4-C5	5.39	117.83	114.60
27	16	49	C	C5-C4-N4	-5.39	116.43	120.20
26	14	2413	G	C8-N9-C4	5.39	108.56	106.40
26	14	2508	G	N7-C8-N9	5.39	115.80	113.10
26	1H	2767	C	C2-N1-C1'	5.39	124.73	118.80
26	14	675	A	O5'-P-OP2	-5.39	100.85	105.70
26	1H	1600	C	O5'-P-OP2	-5.39	100.85	105.70
26	1H	1778	U	OP2-P-O3'	5.39	117.05	105.20
26	14	76	C	C6-N1-C2	-5.39	118.15	120.30
26	14	2400	G	C8-N9-C4	-5.39	104.25	106.40
26	14	2413	G	N1-C6-O6	5.39	123.13	119.90
22	1K	39	A	C8-N9-C4	5.38	107.95	105.80
26	1H	2455	G	N9-C4-C5	-5.38	103.25	105.40

Continued on next page...

Continued from previous page...

Mol	Chain	Res	Type	Atoms	Z	Observed(°)	Ideal(°)
26	14	737	C	N3-C4-N4	5.38	121.77	118.00
26	14	2607	G	N1-C2-N2	-5.38	111.36	116.20
26	1H	1675	C	OP1-P-O3'	5.38	117.04	105.20
26	1H	1820	U	C6-N1-C2	5.38	124.23	121.00
26	1H	191	A	C4-C5-N7	-5.38	108.01	110.70
26	1H	594	U	C6-N1-C2	5.38	124.23	121.00
26	1H	705	A	C5-C6-N6	-5.38	119.39	123.70
26	1H	1858	G	C6-C5-N7	-5.38	127.17	130.40
26	1H	2646	C	N3-C4-C5	5.38	124.05	121.90
27	16	56	G	C8-N9-C4	-5.38	104.25	106.40
27	16	56	G	N3-C4-C5	-5.38	125.91	128.60
26	1H	127	A	C8-N9-C4	5.38	107.95	105.80
26	1H	546	C	C2-N1-C1'	5.38	124.72	118.80
1	1G	581	G	N1-C6-O6	5.38	123.13	119.90
27	1J	103	U	C6-N1-C2	5.38	124.23	121.00
1	13	1260	C	C5-C6-N1	5.38	123.69	121.00
26	1H	942	G	OP1-P-O3'	5.38	117.03	105.20
26	14	1653	G	O5'-P-OP2	-5.38	100.86	105.70
26	14	1779	U	N3-C4-O4	5.38	123.16	119.40
26	14	1819	A	C8-N9-C4	-5.38	103.65	105.80
27	1J	114	G	N3-C4-C5	5.38	131.29	128.60
1	13	326	G	C5-C6-O6	5.38	131.83	128.60
26	1H	546	C	C6-N1-C2	-5.38	118.15	120.30
26	1H	1364	G	C8-N9-C4	5.38	108.55	106.40
26	1H	1828	G	C2-N3-C4	-5.38	109.21	111.90
26	1H	2589	A	C8-N9-C4	5.38	107.95	105.80
1	1G	362	G	N9-C4-C5	5.38	107.55	105.40
26	14	1808	U	C6-N1-C2	5.38	124.23	121.00
1	13	1158	C	N3-C2-O2	-5.38	118.14	121.90
26	1H	1334	G	C4-C5-N7	5.37	112.95	110.80
26	1H	1773	A	C8-N9-C4	5.37	107.95	105.80
26	1H	1941	C	N3-C4-C5	-5.37	119.75	121.90
1	1G	1532	U	C5-C6-N1	5.37	125.39	122.70
26	14	1348	G	O5'-P-OP2	5.37	117.15	110.70
26	14	1931	U	C5-C4-O4	-5.37	122.68	125.90
24	3K	47	G	N3-C4-N9	-5.37	122.78	126.00
26	1H	1478	G	O5'-P-OP2	-5.37	100.86	105.70
26	1H	1657	C	OP1-P-O3'	5.37	117.02	105.20
26	1H	1950	G	OP1-P-OP2	5.37	127.66	119.60
26	1H	2721	A	N1-C6-N6	5.37	121.82	118.60
26	14	1914	C	N3-C4-C5	-5.37	119.75	121.90
26	14	2708	G	N1-C6-O6	5.37	123.12	119.90

Continued on next page...

Continued from previous page...

Mol	Chain	Res	Type	Atoms	Z	Observed(°)	Ideal(°)
1	13	536	C	N3-C4-C5	-5.37	119.75	121.90
26	1H	844	C	N3-C4-C5	-5.37	119.75	121.90
26	1H	1926	U	N1-C2-N3	5.37	118.12	114.90
26	14	1942	C	C6-N1-C2	-5.37	118.15	120.30
1	13	795	C	C2-N3-C4	-5.37	117.22	119.90
26	1H	138	G	C4-C5-C6	-5.37	115.58	118.80
26	1H	2782	G	C5-C6-O6	-5.37	125.38	128.60
26	1H	2857	G	O5'-P-OP1	-5.37	100.87	105.70
1	1G	509	A	P-O3'-C3'	5.37	126.14	119.70
26	14	2731	G	C6-C5-N7	-5.37	127.18	130.40
26	1H	2867	G	O5'-P-OP1	-5.37	100.87	105.70
26	14	785	G	O5'-P-OP1	5.37	117.14	110.70
1	13	758	G	N3-C4-C5	5.37	131.28	128.60
1	13	1265	G	N1-C6-O6	5.37	123.12	119.90
23	2K	42	C	O5'-P-OP2	-5.37	100.87	105.70
26	1H	848	G	N3-C4-C5	-5.37	125.92	128.60
26	1H	871	U	N3-C2-O2	5.37	125.96	122.20
26	1H	2382	G	C5-C6-O6	5.37	131.82	128.60
26	14	512	G	C5'-C4'-C3'	-5.37	107.42	116.00
26	14	1695	G	C8-N9-C1'	-5.37	120.03	127.00
26	1H	1258	C	C6-N1-C2	5.36	122.44	120.30
26	1H	1387	C	C6-N1-C2	-5.36	118.15	120.30
26	1H	2772	C	O5'-P-OP2	-5.36	100.87	105.70
26	14	119	A	N1-C2-N3	5.36	131.98	129.30
26	14	974(A)	C	C5-C6-N1	5.36	123.68	121.00
26	1H	516	C	C6-N1-C2	-5.36	118.16	120.30
26	1H	1142(A)	A	N3-C4-C5	5.36	130.55	126.80
26	1H	696	G	OP1-P-OP2	-5.36	111.56	119.60
26	1H	755	C	N3-C4-N4	5.36	121.75	118.00
26	1H	1174	A	N1-C6-N6	5.36	121.82	118.60
26	1H	2026	C	N3-C4-C5	-5.36	119.76	121.90
26	14	567	A	C8-N9-C4	5.36	107.94	105.80
26	14	707	G	N1-C6-O6	5.36	123.12	119.90
1	13	1227	A	N1-C6-N6	5.36	121.82	118.60
26	1H	1255	U	N3-C2-O2	5.36	125.95	122.20
26	1H	1771	C	N1-C2-O2	-5.36	115.68	118.90
23	2K	23	G	C4-N9-C1'	-5.36	119.53	126.50
1	1G	690	G	C5-N7-C8	-5.36	101.62	104.30
1	1G	1158	C	C2-N3-C4	5.36	122.58	119.90
26	14	530	G	C5-N7-C8	-5.36	101.62	104.30
26	14	1241	A	C5-C6-N1	-5.36	115.02	117.70
26	1H	1957	C	N3-C4-N4	-5.36	114.25	118.00

Continued on next page...

Continued from previous page...

Mol	Chain	Res	Type	Atoms	Z	Observed(°)	Ideal(°)
26	1H	2614	A	OP2-P-O3'	5.36	116.98	105.20
1	1G	402	G	C8-N9-C4	5.36	108.54	106.40
26	14	1915	U	N3-C2-O2	-5.36	118.45	122.20
26	14	1992	G	C6-N1-C2	-5.36	121.89	125.10
26	14	2297	C	O5'-P-OP2	-5.36	100.88	105.70
26	14	2415	G	C5-C6-O6	-5.36	125.39	128.60
32	49	111	LEU	CA-CB-CG	5.36	127.62	115.30
26	1H	2891	G	C5-C6-O6	-5.35	125.39	128.60
26	14	2386	C	C2-N3-C4	-5.35	117.22	119.90
26	14	2820	A	C5-C6-N1	-5.35	115.02	117.70
26	1H	1787	A	O4'-C1'-N9	-5.35	103.92	108.20
26	1H	2599	G	N3-C2-N2	-5.35	116.15	119.90
1	1G	266	G	C6-C5-N7	-5.35	127.19	130.40
26	14	2388	A	O4'-C1'-N9	5.35	112.48	108.20
1	13	1431	C	N3-C4-N4	5.35	121.75	118.00
26	14	208	C	N1-C2-O2	-5.35	115.69	118.90
26	14	1306	C	N3-C4-N4	5.35	121.75	118.00
26	14	1967	C	O5'-P-OP2	-5.35	100.89	105.70
26	14	2336	A	C2-N3-C4	5.35	113.28	110.60
1	13	476	G	N3-C4-C5	-5.35	125.93	128.60
26	1H	1790	C	C6-N1-C2	5.35	122.44	120.30
26	1H	2069	G	N1-C6-O6	5.35	123.11	119.90
26	1H	2638	G	N1-C6-O6	5.35	123.11	119.90
1	1G	1519	A	C5-C6-N1	-5.35	115.03	117.70
26	14	2169	A	N3-C4-N9	5.35	131.68	127.40
1	13	575	G	O5'-P-OP2	-5.35	100.89	105.70
26	14	1761	C	N3-C2-O2	5.35	125.64	121.90
27	1J	7	G	N9-C4-C5	-5.35	103.26	105.40
1	13	5	U	C5-C6-N1	5.34	125.37	122.70
26	1H	569	U	C6-N1-C2	5.34	124.21	121.00
26	1H	582	G	N9-C4-C5	-5.34	103.26	105.40
26	1H	839	U	C5-C4-O4	5.34	129.11	125.90
26	14	1633	G	C8-N9-C4	-5.34	104.26	106.40
26	14	2164	C	O4'-C1'-N1	5.34	112.48	108.20
27	1J	84	C	C2-N1-C1'	-5.34	112.92	118.80
26	1H	746	A	O4'-C1'-N9	5.34	112.47	108.20
26	1H	446	G	N1-C6-O6	5.34	123.11	119.90
26	1H	1271	G	C2-N3-C4	-5.34	109.23	111.90
26	1H	1319	G	C5-C6-N1	5.34	114.17	111.50
26	14	1315	C	N3-C2-O2	-5.34	118.16	121.90
1	13	776	G	O5'-P-OP1	-5.34	100.89	105.70
26	1H	251	A	C4-C5-C6	5.34	119.67	117.00

Continued on next page...

Continued from previous page...

Mol	Chain	Res	Type	Atoms	Z	Observed(°)	Ideal(°)
26	1H	659	C	C6-N1-C2	5.34	122.44	120.30
26	1H	1070	A	N9-C4-C5	5.34	107.94	105.80
26	14	2611	U	P-O3'-C3'	5.34	126.11	119.70
26	14	868	U	N3-C4-C5	-5.34	111.40	114.60
26	1H	476	G	C5-C6-N1	-5.34	108.83	111.50
26	1H	1325	G	N3-C4-N9	5.34	129.20	126.00
1	1G	557	G	N9-C4-C5	-5.34	103.27	105.40
1	1G	579	G	N7-C8-N9	5.34	115.77	113.10
1	1G	950	U	O5'-P-OP2	5.34	117.11	110.70
26	14	1380	G	N3-C4-C5	5.34	131.27	128.60
1	1G	690	G	C8-N9-C4	-5.33	104.27	106.40
26	14	1961	C	N1-C2-O2	-5.33	115.70	118.90
26	1H	943	U	C6-N1-C1'	5.33	128.67	121.20
26	1H	1324	G	C5-C6-O6	-5.33	125.40	128.60
26	1H	2396	G	C4-N9-C1'	-5.33	119.57	126.50
26	1H	2609	U	N1-C2-O2	-5.33	119.07	122.80
46	D8	40	LEU	CA-CB-CG	5.33	127.57	115.30
58	P8	39	ARG	NE-CZ-NH2	-5.33	117.63	120.30
1	1G	1215	G	C4-N9-C1'	5.33	133.44	126.50
26	14	70	G	N3-C4-N9	5.33	129.20	126.00
26	14	1011	G	O4'-C1'-N9	5.33	112.47	108.20
26	14	1381	G	C8-N9-C4	5.33	108.53	106.40
26	14	1771	C	C5-C4-N4	-5.33	116.47	120.20
26	14	1960	A	N1-C2-N3	5.33	131.97	129.30
1	13	1506	U	C2-N1-C1'	5.33	124.10	117.70
26	14	785	G	N1-C2-N2	5.33	121.00	116.20
26	14	856	C	C5-C6-N1	5.33	123.67	121.00
26	14	1614	A	O4'-C1'-N9	5.33	112.47	108.20
26	14	2084	C	C6-N1-C2	5.33	122.43	120.30
26	14	2585	U	C2-N1-C1'	5.33	124.10	117.70
1	13	1353	G	C4-N9-C1'	5.33	133.43	126.50
26	1H	1049	C	N3-C4-C5	-5.33	119.77	121.90
1	1G	354	G	C4-C5-N7	5.33	112.93	110.80
26	1H	454	A	C8-N9-C4	5.33	107.93	105.80
26	1H	467	G	N9-C1'-C2'	-5.33	106.14	112.00
26	1H	912	C	C2-N1-C1'	5.33	124.66	118.80
26	1H	1030	G	C2-N3-C4	-5.33	109.24	111.90
26	1H	2208	U	C2-N1-C1'	-5.33	111.31	117.70
26	14	1312	U	O5'-P-OP1	-5.33	100.91	105.70
33	59	98	LEU	CA-CB-CG	5.33	127.56	115.30
1	13	889	A	C2-N3-C4	-5.33	107.94	110.60
26	14	570	G	N3-C4-N9	5.33	129.20	126.00

Continued on next page...

Continued from previous page...

Mol	Chain	Res	Type	Atoms	Z	Observed(°)	Ideal(°)
26	14	1595	G	C8-N9-C1'	-5.33	120.07	127.00
26	14	1972	A	C2-N3-C4	5.33	113.26	110.60
26	1H	478	A	N1-C2-N3	5.33	131.96	129.30
26	1H	2070	G	C5-N7-C8	5.33	106.96	104.30
26	1H	2311	A	O4'-C1'-N9	5.33	112.46	108.20
1	1G	26	A	O5'-P-OP2	-5.33	100.91	105.70
26	14	131	G	C4-C5-N7	5.33	112.93	110.80
26	14	1917	U	C5-C6-N1	5.33	125.36	122.70
22	1K	39	A	N9-C4-C5	-5.32	103.67	105.80
26	1H	528	A	C8-N9-C1'	5.32	137.28	127.70
26	1H	1308	A	C5-C6-N6	5.32	127.96	123.70
26	1H	2274	A	C2-N3-C4	-5.32	107.94	110.60
26	1H	2287	A	C5-N7-C8	-5.32	101.24	103.90
1	1G	246	A	C8-N9-C4	5.32	107.93	105.80
26	14	2400	G	N3-C4-C5	-5.32	125.94	128.60
26	14	2512	C	C6-N1-C2	5.32	122.43	120.30
1	13	503	C	N3-C4-C5	-5.32	119.77	121.90
26	1H	680	G	N1-C6-O6	-5.32	116.71	119.90
26	14	1661	G	C4-C5-N7	5.32	112.93	110.80
26	1H	1940	U	N1-C2-O2	-5.32	119.08	122.80
26	14	664	C	N3-C2-O2	-5.32	118.17	121.90
26	14	1021	A	N1-C2-N3	5.32	131.96	129.30
26	14	1347	G	N1-C6-O6	5.32	123.09	119.90
26	14	1407	C	OP1-P-OP2	-5.32	111.62	119.60
1	13	115	G	C8-N9-C4	-5.32	104.27	106.40
26	1H	788	A	C5-C6-N1	-5.32	115.04	117.70
26	1H	1783	A	OP1-P-OP2	-5.32	111.62	119.60
26	1H	2059	A	O4'-C1'-N9	5.32	112.45	108.20
26	1H	2550	G	C8-N9-C4	-5.32	104.27	106.40
26	1H	2598	A	N1-C6-N6	5.32	121.79	118.60
1	1G	250	A	N1-C6-N6	-5.32	115.41	118.60
26	14	790	C	C6-N1-C2	5.32	122.43	120.30
26	14	2032	G	C5-N7-C8	5.32	106.96	104.30
27	1J	85	G	C8-N9-C4	5.32	108.53	106.40
1	13	806	C	N3-C4-N4	-5.32	114.28	118.00
26	1H	467	G	C5-N7-C8	5.32	106.96	104.30
26	1H	1254	A	C6-C5-N7	-5.32	128.58	132.30
26	1H	1786	A	OP1-P-O3'	5.32	116.89	105.20
27	16	38	C	C6-N1-C1'	5.32	127.18	120.80
26	14	1516	U	N1-C2-O2	5.32	126.52	122.80
26	14	2205	C	N1-C2-O2	5.32	122.09	118.90
29	19	226	MET	CG-SD-CE	5.32	108.70	100.20

Continued on next page...

Continued from previous page...

Mol	Chain	Res	Type	Atoms	Z	Observed(°)	Ideal(°)
1	13	762	C	C5-C6-N1	-5.31	118.34	121.00
26	1H	473	G	C8-N9-C1'	-5.31	120.09	127.00
26	1H	1035	U	C5-C6-N1	-5.31	120.04	122.70
26	1H	1334	G	C6-C5-N7	-5.31	127.21	130.40
26	1H	2443	C	C5-C4-N4	-5.31	116.48	120.20
1	1G	250	A	P-O3'-C3'	5.31	126.08	119.70
1	1G	1313	U	C5-C6-N1	5.31	125.36	122.70
26	1H	1332	G	N3-C2-N2	-5.31	116.18	119.90
26	1H	2048	G	N3-C2-N2	-5.31	116.18	119.90
26	14	22	C	N3-C4-C5	5.31	124.03	121.90
26	14	811	U	N3-C2-O2	-5.31	118.48	122.20
26	14	2477	C	N3-C2-O2	-5.31	118.18	121.90
26	1H	2000	G	OP1-P-OP2	-5.31	111.63	119.60
26	1H	2275	C	C5-C6-N1	5.31	123.66	121.00
1	1G	323	U	N1-C2-O2	-5.31	119.08	122.80
1	13	268	C	O5'-P-OP1	-5.31	100.92	105.70
26	1H	2198	A	C8-N9-C4	5.31	107.92	105.80
26	1H	2278	A	C6-N1-C2	-5.31	115.41	118.60
26	1H	2324	C	O5'-P-OP2	-5.31	100.92	105.70
1	1G	1207	G	O5'-P-OP2	-5.31	100.92	105.70
1	1G	1285	A	P-O3'-C3'	5.31	126.07	119.70
26	14	672	C	O5'-P-OP2	-5.31	100.92	105.70
26	14	1332	G	C5-C6-O6	-5.31	125.41	128.60
26	14	2027	G	O5'-P-OP2	-5.31	100.92	105.70
26	14	2595	G	N3-C4-C5	5.31	131.25	128.60
1	13	57	G	N1-C6-O6	-5.31	116.72	119.90
1	13	975	A	O4'-C1'-N9	-5.31	103.95	108.20
26	1H	678	C	N3-C4-C5	5.31	124.02	121.90
26	1H	1026	U	C5-C4-O4	5.31	129.08	125.90
26	1H	1625	C	N3-C4-C5	5.31	124.02	121.90
26	1H	1926	U	N1-C2-O2	-5.31	119.08	122.80
26	1H	2003	G	C8-N9-C4	5.31	108.52	106.40
1	1G	923	A	C2-N3-C4	-5.31	107.95	110.60
1	1G	990	C	C6-N1-C2	-5.31	118.18	120.30
26	14	122	G	N9-C4-C5	-5.31	103.28	105.40
26	14	642	G	C8-N9-C4	-5.31	104.28	106.40
27	16	96	G	C2-N3-C4	5.31	114.55	111.90
26	14	945	A	N3-C4-C5	5.31	130.51	126.80
26	14	2247	A	C8-N9-C4	-5.31	103.68	105.80
1	13	1200	C	C5-C6-N1	5.30	123.65	121.00
26	1H	613	U	N3-C2-O2	-5.30	118.49	122.20
26	1H	1573	G	OP2-P-O3'	5.30	116.87	105.20

Continued on next page...

Continued from previous page...

Mol	Chain	Res	Type	Atoms	Z	Observed(°)	Ideal(°)
26	1H	2312	U	O5'-P-OP1	-5.30	100.93	105.70
26	1H	2316	C	C6-N1-C2	-5.30	118.18	120.30
26	14	1887	C	C6-N1-C2	-5.30	118.18	120.30
1	13	129	U	O4'-C1'-N1	5.30	112.44	108.20
36	38	32	LEU	CA-CB-CG	5.30	127.50	115.30
1	13	1511	G	C8-N9-C1'	-5.30	120.11	127.00
26	1H	141(A)	C	OP1-P-O3'	-5.30	93.54	105.20
26	1H	199	A	C4-C5-C6	-5.30	114.35	117.00
26	1H	2086	U	O5'-P-OP2	-5.30	100.93	105.70
24	3L	52	A	C5-C6-N6	-5.30	119.46	123.70
26	14	1398	C	C4-C5-C6	-5.30	114.75	117.40
26	14	2509	G	C6-C5-N7	-5.30	127.22	130.40
1	13	973	G	C6-N1-C2	-5.30	121.92	125.10
26	1H	1215	G	N1-C6-O6	5.30	123.08	119.90
26	1H	1799	G	N1-C6-O6	-5.30	116.72	119.90
26	14	134	C	C6-N1-C2	5.30	122.42	120.30
26	14	848	G	N3-C4-N9	5.30	129.18	126.00
26	14	2779	U	N3-C4-O4	-5.30	115.69	119.40
26	14	2900	A	O4'-C1'-N9	5.30	112.44	108.20
29	11	60	ARG	NE-CZ-NH2	-5.30	117.65	120.30
26	14	1426	G	C6-N1-C2	-5.30	121.92	125.10
26	14	1555	G	N3-C4-C5	-5.30	125.95	128.60
26	14	1656	C	OP2-P-O3'	5.30	116.86	105.20
27	1J	7	G	C8-N9-C4	5.30	108.52	106.40
1	13	586	C	C6-N1-C2	5.30	122.42	120.30
1	13	1151	A	O4'-C1'-N9	5.30	112.44	108.20
1	13	1353	G	C8-N9-C1'	-5.30	120.11	127.00
26	1H	729	G	N1-C2-N2	5.30	120.97	116.20
26	1H	1168	G	C8-N9-C4	5.30	108.52	106.40
26	1H	1972	A	N9-C4-C5	-5.30	103.68	105.80
1	13	186	C	C6-N1-C2	-5.29	118.18	120.30
26	1H	1528	A	C4-C5-N7	5.29	113.35	110.70
26	1H	2294	C	N3-C4-C5	5.29	124.02	121.90
26	1H	2445	G	N3-C4-C5	-5.29	125.95	128.60
26	1H	2480	C	C6-N1-C2	-5.29	118.18	120.30
26	14	543	C	N1-C2-O2	5.29	122.08	118.90
1	13	117	G	C6-C5-N7	-5.29	127.22	130.40
1	13	783	C	O5'-P-OP2	-5.29	100.94	105.70
1	13	1520	G	C5-N7-C8	-5.29	101.65	104.30
26	1H	2264	C	OP1-P-O3'	5.29	116.85	105.20
26	14	1128	A	C5-C6-N1	5.29	120.35	117.70
26	1H	1534	G	C2-N3-C4	5.29	114.55	111.90

Continued on next page...

Continued from previous page...

Mol	Chain	Res	Type	Atoms	Z	Observed(°)	Ideal(°)
26	14	784	A	O4'-C1'-N9	5.29	112.43	108.20
26	14	835	A	C2-N3-C4	5.29	113.25	110.60
26	14	2715	C	N3-C4-C5	5.29	124.02	121.90
26	1H	2625	G	N1-C6-O6	5.29	123.07	119.90
1	1G	963	G	N3-C4-C5	-5.29	125.95	128.60
26	14	786	C	C5-C6-N1	-5.29	118.36	121.00
26	1H	2018	G	C6-C5-N7	-5.29	127.23	130.40
26	1H	2056	G	N3-C2-N2	-5.29	116.20	119.90
26	14	683	C	C2-N3-C4	-5.29	117.26	119.90
26	14	2448	A	O5'-P-OP2	5.29	117.05	110.70
26	1H	2588	G	N1-C2-N3	5.29	127.07	123.90
26	14	11	G	C8-N9-C4	-5.29	104.28	106.40
1	13	834	C	O5'-P-OP2	-5.29	100.94	105.70
26	1H	205	G	N1-C2-N2	-5.29	111.44	116.20
26	1H	232	G	C6-C5-N7	-5.29	127.23	130.40
26	1H	1404	C	O5'-P-OP2	-5.29	100.94	105.70
26	14	446	G	O5'-P-OP2	-5.29	100.94	105.70
26	14	1029	A	O5'-P-OP1	5.29	117.04	110.70
26	14	2362	G	N1-C6-O6	5.29	123.07	119.90
26	1H	144	C	C6-N1-C2	5.28	122.41	120.30
26	1H	1340	U	N3-C2-O2	5.28	125.90	122.20
26	1H	1349	A	C5-N7-C8	-5.28	101.26	103.90
26	14	492	A	N1-C2-N3	5.28	131.94	129.30
26	14	1276	A	N1-C6-N6	5.28	121.77	118.60
26	14	1613	G	N3-C4-N9	5.28	129.17	126.00
26	1H	560	C	O5'-P-OP1	-5.28	100.95	105.70
26	1H	1362	C	C6-N1-C2	5.28	122.41	120.30
26	1H	1365	A	C5-C6-N1	-5.28	115.06	117.70
26	1H	2575	C	C5-C4-N4	5.28	123.90	120.20
1	1G	953	G	N1-C6-O6	-5.28	116.73	119.90
26	14	68	G	C6-C5-N7	-5.28	127.23	130.40
26	14	1633	G	C6-C5-N7	-5.28	127.23	130.40
1	13	129(A)	G	O5'-P-OP1	-5.28	100.95	105.70
26	1H	956	G	C6-C5-N7	-5.28	127.23	130.40
26	1H	1402	C	OP2-P-O3'	5.28	116.81	105.20
26	1H	2638	G	C8-N9-C4	5.28	108.51	106.40
1	1G	114	U	C5-C6-N1	-5.28	120.06	122.70
26	14	769	G	N9-C4-C5	-5.28	103.29	105.40
1	13	455	C	C2-N1-C1'	5.28	124.61	118.80
1	13	1285	A	P-O3'-C3'	5.28	126.03	119.70
26	1H	847	U	C5-C6-N1	-5.28	120.06	122.70
26	1H	1839	G	C6-C5-N7	-5.28	127.23	130.40

Continued on next page...

Continued from previous page...

Mol	Chain	Res	Type	Atoms	Z	Observed(°)	Ideal(°)
26	14	575	A	N7-C8-N9	-5.28	111.16	113.80
26	14	2090	G	C8-N9-C4	5.28	108.51	106.40
26	14	2374	C	C2-N1-C1'	-5.28	113.00	118.80
26	1H	108	U	C5-C4-O4	-5.28	122.73	125.90
26	1H	1660	C	C5-C6-N1	-5.28	118.36	121.00
26	1H	2562	U	C5-C6-N1	-5.28	120.06	122.70
27	16	117	G	N3-C4-C5	5.28	131.24	128.60
26	14	1850	G	C8-N9-C4	5.28	108.51	106.40
1	13	703	G	C5-N7-C8	-5.27	101.66	104.30
26	14	2778	A	C8-N9-C4	5.27	107.91	105.80
26	1H	524	U	N3-C2-O2	-5.27	118.51	122.20
26	1H	802	A	C8-N9-C4	5.27	107.91	105.80
26	1H	1916	A	N1-C2-N3	5.27	131.94	129.30
26	14	189	G	N7-C8-N9	-5.27	110.46	113.10
26	14	697	C	O5'-P-OP1	-5.27	100.95	105.70
26	14	2609	U	O4'-C1'-N1	5.27	112.42	108.20
26	1H	214	G	C5-C6-O6	-5.27	125.44	128.60
26	1H	575	A	O5'-P-OP1	-5.27	100.96	105.70
26	1H	2345	G	OP1-P-O3'	5.27	116.80	105.20
26	14	1342	A	C4-C5-C6	5.27	119.64	117.00
26	14	1350	C	O5'-P-OP1	-5.27	100.96	105.70
26	1H	621	A	O5'-P-OP1	-5.27	100.96	105.70
26	1H	1327	C	N3-C4-C5	-5.27	119.79	121.90
40	78	50	ARG	NE-CZ-NH2	5.27	122.94	120.30
26	14	186	G	C6-C5-N7	5.27	133.56	130.40
26	14	2211	G	C4-N9-C1'	5.27	133.35	126.50
1	13	108	G	C5-N7-C8	-5.27	101.67	104.30
1	13	535	A	N1-C6-N6	-5.27	115.44	118.60
26	1H	636	G	C5-C6-O6	-5.27	125.44	128.60
26	1H	736	C	N3-C4-C5	5.27	124.01	121.90
26	1H	783	A	OP2-P-O3'	5.27	116.79	105.20
26	1H	1990	C	N3-C4-C5	-5.27	119.79	121.90
26	1H	2139	C	C2-N1-C1'	5.27	124.59	118.80
26	14	1394	U	O5'-P-OP2	5.27	117.02	110.70
26	14	1782	C	C6-N1-C2	5.27	122.41	120.30
1	13	506	G	N3-C4-C5	5.27	131.23	128.60
1	13	1124	G	P-O3'-C3'	5.27	126.02	119.70
1	13	1370	G	N3-C2-N2	5.27	123.59	119.90
24	3K	6	U	C5-C6-N1	5.27	125.33	122.70
26	1H	1354	A	C5-C6-N6	-5.27	119.49	123.70
26	1H	1640	C	C5-C6-N1	-5.27	118.37	121.00
26	14	810	U	C5-C4-O4	-5.27	122.74	125.90

Continued on next page...

Continued from previous page...

Mol	Chain	Res	Type	Atoms	Z	Observed(°)	Ideal(°)
24	3K	60	A	C2-N3-C4	5.26	113.23	110.60
26	1H	673	C	O5'-P-OP1	5.26	117.02	110.70
26	1H	881	G	C8-N9-C1'	-5.26	120.16	127.00
26	1H	964	C	C6-N1-C2	-5.26	118.19	120.30
26	1H	965	C	C5-C4-N4	-5.26	116.52	120.20
27	16	98	G	N1-C6-O6	5.26	123.06	119.90
26	14	2592	G	N3-C4-N9	5.26	129.16	126.00
26	1H	617	G	C8-N9-C4	5.26	108.50	106.40
26	1H	1297	C	OP1-P-O3'	5.26	116.78	105.20
26	1H	1696	G	C2-N3-C4	-5.26	109.27	111.90
1	1G	963	G	N3-C4-N9	5.26	129.16	126.00
26	1H	242	G	C5-C6-O6	-5.26	125.44	128.60
26	1H	1190	G	C2-N3-C4	-5.26	109.27	111.90
26	1H	1345	C	OP1-P-O3'	-5.26	93.63	105.20
26	1H	1769	G	N1-C6-O6	5.26	123.06	119.90
36	38	134	LEU	CB-CG-CD2	5.26	119.94	111.00
1	1G	40	C	C6-N1-C2	5.26	122.41	120.30
26	14	133	C	C6-N1-C2	5.26	122.41	120.30
26	14	854	G	OP1-P-O3'	5.26	116.77	105.20
26	14	2436	G	C5-C6-O6	-5.26	125.44	128.60
1	13	1028	C	C6-N1-C2	-5.26	118.20	120.30
26	1H	424	G	N1-C6-O6	-5.26	116.74	119.90
26	1H	957	A	OP2-P-O3'	5.26	116.77	105.20
26	1H	1695	G	N3-C4-N9	5.26	129.16	126.00
1	1G	1301	U	C6-N1-C1'	-5.26	113.84	121.20
26	14	1673	U	C2-N1-C1'	-5.26	111.39	117.70
26	14	1806	C	OP1-P-OP2	5.26	127.49	119.60
26	14	2595	G	C8-N9-C4	5.26	108.50	106.40
26	1H	1332	G	O4'-C1'-N9	-5.26	103.99	108.20
26	1H	1378	A	C2-N3-C4	-5.26	107.97	110.60
26	1H	2539	C	C6-N1-C2	5.26	122.40	120.30
1	1G	1195	C	N3-C2-O2	-5.26	118.22	121.90
26	14	315	G	O5'-P-OP2	-5.26	100.97	105.70
26	14	829	A	OP1-P-OP2	5.26	127.48	119.60
26	14	1807	G	N9-C1'-C2'	-5.26	106.22	112.00
26	14	2065	C	N3-C2-O2	-5.26	118.22	121.90
26	14	2326	C	C6-N1-C2	-5.26	118.20	120.30
1	13	1533	C	C2-N1-C1'	5.25	124.58	118.80
26	1H	397	G	C4-C5-N7	5.25	112.90	110.80
1	1G	1126	U	OP2-P-O3'	5.25	116.76	105.20
26	14	66	C	O5'-P-OP2	-5.25	100.97	105.70
1	13	1202	G	C5-C6-O6	5.25	131.75	128.60

Continued on next page...

Continued from previous page...

Mol	Chain	Res	Type	Atoms	Z	Observed(°)	Ideal(°)
26	1H	52	A	N1-C2-N3	-5.25	126.67	129.30
26	1H	1356	G	C5-C6-O6	-5.25	125.45	128.60
26	1H	2338	G	O5'-P-OP1	-5.25	100.97	105.70
26	14	155	C	C2-N1-C1'	5.25	124.58	118.80
26	14	1899	G	C5-C6-N1	-5.25	108.87	111.50
26	14	2597	G	C5-C6-N1	-5.25	108.87	111.50
26	1H	1888	G	C8-N9-C1'	-5.25	120.17	127.00
1	1G	324	G	C6-C5-N7	5.25	133.55	130.40
1	1G	1198	G	O5'-P-OP1	-5.25	100.97	105.70
26	14	684	G	N3-C4-C5	-5.25	125.97	128.60
1	13	513	C	C5-C4-N4	-5.25	116.53	120.20
1	13	765	G	C4-N9-C1'	5.25	133.32	126.50
26	1H	979	G	N1-C2-N2	5.25	120.92	116.20
1	1G	252	U	N3-C2-O2	-5.25	118.53	122.20
1	13	509	A	C2'-C3'-O3'	5.25	122.10	113.70
26	1H	452	G	N9-C4-C5	5.25	107.50	105.40
26	1H	937	U	C6-N1-C2	5.25	124.15	121.00
26	1H	1236	G	N9-C4-C5	-5.25	103.30	105.40
1	1G	1465	C	C2-N1-C1'	5.25	124.57	118.80
26	14	1976	U	N3-C4-C5	-5.25	111.45	114.60
26	14	35	G	N7-C8-N9	5.25	115.72	113.10
26	14	501	A	C5-C6-N6	5.25	127.90	123.70
27	1J	103	U	C2-N1-C1'	-5.25	111.40	117.70
26	1H	2625	G	C4-C5-N7	5.25	112.90	110.80
26	14	74	A	C4-C5-C6	5.25	119.62	117.00
26	1H	263	C	C5-C6-N1	-5.24	118.38	121.00
26	1H	263	C	N3-C2-O2	-5.24	118.23	121.90
26	1H	1271	G	N1-C6-O6	5.24	123.05	119.90
26	1H	2360	A	C2-N3-C4	-5.24	107.98	110.60
27	16	15	A	O5'-P-OP1	5.24	116.99	110.70
26	14	676	A	N3-C4-N9	-5.24	123.20	127.40
26	14	1363	C	O5'-P-OP2	-5.24	100.98	105.70
26	14	1894	C	O5'-P-OP2	-5.24	100.98	105.70
1	1G	855	G	C4-C5-N7	5.24	112.90	110.80
1	1G	909	A	C6-C5-N7	-5.24	128.63	132.30
26	14	2001	A	C5-C6-N6	-5.24	119.51	123.70
1	13	1353	G	N3-C4-N9	5.24	129.14	126.00
26	1H	38	A	C6-C5-N7	-5.24	128.63	132.30
26	1H	652	C	C6-N1-C2	-5.24	118.20	120.30
26	14	28	A	N1-C6-N6	5.24	121.74	118.60
26	14	330	A	N9-C4-C5	-5.24	103.70	105.80
26	14	1189	A	OP1-P-OP2	-5.24	111.74	119.60

Continued on next page...

Continued from previous page...

Mol	Chain	Res	Type	Atoms	Z	Observed(°)	Ideal(°)
1	13	282	A	OP1-P-O3'	5.24	116.72	105.20
26	1H	316	C	C2-N1-C1'	-5.24	113.04	118.80
26	1H	498	G	C5-C6-N1	-5.24	108.88	111.50
26	1H	2258	C	C5-C4-N4	-5.24	116.53	120.20
1	1G	1498	U	O4'-C1'-N1	-5.24	104.01	108.20
24	3L	52	A	N9-C4-C5	-5.24	103.70	105.80
26	14	1914	C	N1-C2-O2	5.24	122.04	118.90
26	14	1931	U	N1-C2-O2	-5.24	119.13	122.80
26	14	2596	U	N1-C2-N3	5.24	118.04	114.90
26	1H	2622	C	C5-C6-N1	-5.24	118.38	121.00
24	3K	47	G	N3-C2-N2	-5.24	116.23	119.90
26	1H	145	G	C5-C6-O6	-5.24	125.46	128.60
26	1H	667	U	N3-C4-O4	5.24	123.06	119.40
26	1H	689	A	C4-C5-N7	5.24	113.32	110.70
26	1H	1475	G	N1-C2-N2	5.24	120.91	116.20
26	1H	2766	G	C4-C5-N7	5.24	112.89	110.80
1	1G	1119	C	C6-N1-C2	-5.24	118.21	120.30
26	14	193	U	N3-C2-O2	5.24	125.86	122.20
26	14	471	A	O5'-P-OP2	5.24	116.98	110.70
26	14	1903	G	OP1-P-OP2	5.24	127.45	119.60
26	14	2392	A	C5-N7-C8	-5.24	101.28	103.90
27	1J	104	A	OP2-P-O3'	5.24	116.72	105.20
26	1H	1989	G	C6-N1-C2	-5.23	121.96	125.10
26	14	123	G	C8-N9-C4	5.23	108.49	106.40
26	14	363(E)	U	C2-N1-C1'	5.23	123.98	117.70
26	1H	2430	A	C4-C5-C6	5.23	119.62	117.00
59	Q8	46	ARG	C-N-CA	5.23	134.78	121.70
1	1G	1234	C	N1-C2-O2	5.23	122.04	118.90
26	14	777	A	C6-N1-C2	-5.23	115.46	118.60
26	14	815	C	O5'-P-OP1	5.23	116.98	110.70
26	14	1827	C	C5-C6-N1	-5.23	118.38	121.00
26	14	1977	A	C5-C6-N6	5.23	127.89	123.70
26	14	2712	U	C5-C4-O4	5.23	129.04	125.90
1	13	1225	A	N9-C4-C5	-5.23	103.71	105.80
26	1H	593	G	C6-N1-C2	-5.23	121.96	125.10
26	1H	673	C	C5-C4-N4	-5.23	116.54	120.20
26	1H	1454	U	O4'-C1'-N1	5.23	112.38	108.20
27	16	42	C	C6-N1-C2	5.23	122.39	120.30
26	14	27	G	N3-C2-N2	-5.23	116.24	119.90
26	14	1273	U	N3-C4-C5	5.23	117.74	114.60
26	14	1704	G	C2-N3-C4	-5.23	109.28	111.90
26	14	2867	G	O4'-C1'-N9	5.23	112.38	108.20

Continued on next page...

Continued from previous page...

Mol	Chain	Res	Type	Atoms	Z	Observed(°)	Ideal(°)
26	1H	2346	A	C1'-O4'-C4'	-5.23	105.72	109.90
26	14	1241	A	O4'-C1'-N9	5.23	112.38	108.20
26	14	2637	U	N3-C4-O4	5.23	123.06	119.40
26	1H	205	G	C8-N9-C4	5.23	108.49	106.40
26	1H	1197	G	OP1-P-OP2	5.23	127.44	119.60
26	1H	1255	U	N3-C4-O4	5.23	123.06	119.40
26	1H	1613	G	C5-C6-N1	-5.23	108.89	111.50
26	1H	1758	G	N1-C6-O6	5.23	123.04	119.90
26	1H	1939	U	O5'-P-OP1	-5.23	101.00	105.70
26	1H	2270	G	N1-C6-O6	5.23	123.04	119.90
27	16	38	C	N1-C2-O2	-5.23	115.76	118.90
1	1G	769	G	C5-C6-O6	-5.23	125.46	128.60
26	14	1900	A	C6-C5-N7	-5.23	128.64	132.30
26	14	2062	A	C6-C5-N7	5.23	135.96	132.30
26	1H	2073	C	OP2-P-O3'	5.23	116.70	105.20
1	1G	380	G	C8-N9-C4	-5.23	104.31	106.40
26	14	194	G	O5'-P-OP2	5.23	116.97	110.70
26	14	1271	G	C6-C5-N7	-5.23	127.26	130.40
1	13	275	G	C8-N9-C4	-5.22	104.31	106.40
26	1H	790	C	OP1-P-OP2	5.22	127.44	119.60
26	1H	1409	C	C2-N1-C1'	-5.22	113.05	118.80
26	14	669	G	C2-N3-C4	5.22	114.51	111.90
26	14	956	G	O5'-P-OP2	-5.22	101.00	105.70
26	14	2552	U	C2-N3-C4	-5.22	123.87	127.00
1	13	721	G	C8-N9-C1'	-5.22	120.21	127.00
1	13	1096	C	C6-N1-C2	-5.22	118.21	120.30
26	1H	121	G	C5-C6-O6	-5.22	125.47	128.60
26	1H	165	U	C2-N1-C1'	5.22	123.97	117.70
1	1G	956	U	C6-N1-C2	-5.22	117.87	121.00
1	1G	1519	A	C5-C6-N6	5.22	127.88	123.70
26	14	577	G	OP1-P-OP2	-5.22	111.77	119.60
26	14	623	G	N9-C4-C5	-5.22	103.31	105.40
26	14	777	A	C5-C6-N1	5.22	120.31	117.70
26	1H	46	C	OP2-P-O3'	5.22	116.69	105.20
26	1H	1306	C	N1-C2-O2	-5.22	115.77	118.90
23	2L	35	C	C6-N1-C1'	-5.22	114.54	120.80
26	14	1958	C	N3-C2-O2	5.22	125.55	121.90
26	14	2607	G	N3-C4-N9	5.22	129.13	126.00
1	13	550	G	C8-N9-C4	5.22	108.49	106.40
23	2K	48	U	P-O3'-C3'	5.22	125.96	119.70
26	1H	242	G	N1-C6-O6	5.22	123.03	119.90
26	1H	463	G	N9-C4-C5	-5.22	103.31	105.40

Continued on next page...

Continued from previous page...

Mol	Chain	Res	Type	Atoms	Z	Observed(°)	Ideal(°)
26	1H	1896	G	C8-N9-C4	-5.22	104.31	106.40
26	1H	2689	U	C2-N1-C1'	-5.22	111.44	117.70
24	3L	47	G	C6-C5-N7	5.22	133.53	130.40
26	14	396	G	C4-C5-C6	5.22	121.93	118.80
26	1H	821	A	C6-C5-N7	-5.21	128.65	132.30
26	1H	2448	A	N1-C6-N6	-5.21	115.47	118.60
26	1H	2451	A	C8-N9-C4	-5.21	103.72	105.80
24	3L	47	G	C4-N9-C1'	-5.21	119.72	126.50
26	14	1975	G	C6-C5-N7	-5.21	127.27	130.40
26	14	2713	A	C8-N9-C4	-5.21	103.71	105.80
1	13	892	A	C6-C5-N7	-5.21	128.65	132.30
26	1H	345	A	N1-C2-N3	5.21	131.91	129.30
24	3L	12	U	C5-C6-N1	5.21	125.31	122.70
26	14	146	G	C4-C5-N7	5.21	112.89	110.80
26	14	2583	G	OP1-P-OP2	-5.21	111.78	119.60
1	13	954	G	C8-N9-C4	5.21	108.48	106.40
26	1H	665	C	C5-C6-N1	-5.21	118.39	121.00
26	1H	1973	G	N3-C2-N2	5.21	123.55	119.90
26	1H	2729	G	N1-C6-O6	5.21	123.03	119.90
26	14	1854	A	N1-C6-N6	-5.21	115.47	118.60
26	14	2513	G	C4-C5-N7	5.21	112.88	110.80
26	1H	180	G	C2-N3-C4	-5.21	109.30	111.90
26	1H	2000	G	C5-C6-O6	-5.21	125.47	128.60
26	14	647	G	N7-C8-N9	5.21	115.70	113.10
26	14	1379	A	C8-N9-C4	-5.21	103.72	105.80
26	14	1941	C	O5'-P-OP1	-5.21	101.01	105.70
26	14	2330	G	N9-C4-C5	-5.21	103.32	105.40
1	13	356	A	N1-C6-N6	-5.21	115.47	118.60
26	1H	734	A	N9-C4-C5	-5.21	103.72	105.80
26	1H	1210	A	OP2-P-O3'	5.21	116.66	105.20
27	16	7	G	N9-C4-C5	-5.21	103.32	105.40
26	14	729	G	C8-N9-C4	-5.21	104.32	106.40
26	14	2254	C	OP2-P-O3'	5.21	116.66	105.20
27	1J	22	U	N3-C2-O2	-5.21	118.55	122.20
1	13	1446	A	O5'-P-OP1	5.21	116.95	110.70
26	1H	808	G	N1-C2-N2	-5.21	111.52	116.20
26	1H	1323	U	N3-C4-O4	5.21	123.04	119.40
26	1H	2340	G	N3-C4-C5	5.21	131.20	128.60
26	1H	2351	G	C6-C5-N7	-5.21	127.28	130.40
27	16	117	G	C2-N3-C4	-5.21	109.30	111.90
26	1H	308	G	N3-C4-N9	5.21	129.12	126.00
26	1H	772	C	N3-C2-O2	5.21	125.54	121.90

Continued on next page...

Continued from previous page...

Mol	Chain	Res	Type	Atoms	Z	Observed(°)	Ideal(°)
26	1H	2609	U	N3-C4-C5	-5.21	111.48	114.60
26	14	1374	G	N3-C4-C5	-5.21	126.00	128.60
26	14	2012	G	N3-C4-C5	-5.21	126.00	128.60
26	1H	2323	G	C2-N3-C4	-5.20	109.30	111.90
26	1H	2352	A	C8-N9-C4	5.20	107.88	105.80
1	1G	493	G	C8-N9-C4	-5.20	104.32	106.40
23	2L	19	G	N3-C4-N9	-5.20	122.88	126.00
26	14	270(X)	G	C2-N3-C4	-5.20	109.30	111.90
26	14	407	G	C8-N9-C1'	-5.20	120.24	127.00
26	14	1870	C	O5'-P-OP2	-5.20	101.02	105.70
26	14	2873	A	C4-N9-C1'	5.20	135.67	126.30
26	1H	458	G	O4'-C1'-N9	5.20	112.36	108.20
26	1H	517	C	OP2-P-O3'	5.20	116.64	105.20
26	14	123	G	C2-N3-C4	-5.20	109.30	111.90
26	14	2490	G	C8-N9-C4	-5.20	104.32	106.40
26	14	2598	A	N9-C4-C5	-5.20	103.72	105.80
26	1H	308	G	C8-N9-C1'	-5.20	120.24	127.00
26	1H	881	G	O4'-C1'-N9	-5.20	104.04	108.20
26	1H	1396	U	N3-C2-O2	-5.20	118.56	122.20
1	1G	669	U	N1-C2-O2	-5.20	119.16	122.80
1	1G	1264	C	C6-N1-C2	5.20	122.38	120.30
26	14	383	U	O5'-P-OP2	5.20	116.94	110.70
26	14	912	C	C5-C6-N1	5.20	123.60	121.00
1	13	354	G	C8-N9-C1'	-5.20	120.24	127.00
1	13	703	G	C8-N9-C4	-5.20	104.32	106.40
1	13	1203	C	N3-C2-O2	-5.20	118.26	121.90
26	1H	38	A	C5-C6-N6	-5.20	119.54	123.70
26	1H	83	G	N3-C4-C5	5.20	131.20	128.60
26	1H	1291	C	OP1-P-O3'	5.20	116.64	105.20
26	1H	2065	C	OP2-P-O3'	5.20	116.64	105.20
26	1H	2502	G	C6-N1-C2	-5.20	121.98	125.10
26	14	671	C	N1-C2-O2	-5.20	115.78	118.90
26	14	838	C	N3-C4-C5	5.20	123.98	121.90
1	13	1513	A	N9-C4-C5	-5.20	103.72	105.80
26	1H	1942	C	C4-C5-C6	-5.20	114.80	117.40
26	1H	2481	G	C8-N9-C4	5.20	108.48	106.40
26	1H	2845	G	N1-C6-O6	5.20	123.02	119.90
1	1G	898	G	N3-C4-C5	5.20	131.20	128.60
1	1G	932	C	C2-N1-C1'	5.20	124.52	118.80
26	14	1815	A	N1-C6-N6	-5.20	115.48	118.60
26	14	2007	C	N3-C4-C5	-5.20	119.82	121.90
26	1H	566	U	C6-N1-C2	5.20	124.12	121.00

Continued on next page...

Continued from previous page...

Mol	Chain	Res	Type	Atoms	Z	Observed(°)	Ideal(°)
26	14	2426	A	C8-N9-C4	-5.20	103.72	105.80
1	13	1227	A	N7-C8-N9	5.19	116.40	113.80
1	13	1290	G	C4-N9-C1'	5.19	133.25	126.50
26	1H	1684	C	O5'-P-OP2	-5.19	101.03	105.70
26	1H	185	U	O5'-P-OP2	-5.19	101.03	105.70
26	1H	853	G	O5'-P-OP1	5.19	116.93	110.70
26	1H	990	A	C8-N9-C4	-5.19	103.72	105.80
1	1G	812	C	N3-C2-O2	5.19	125.53	121.90
26	14	1965	C	N3-C4-C5	5.19	123.98	121.90
26	14	2598	A	O5'-P-OP2	5.19	116.93	110.70
26	1H	35	G	C8-N9-C4	-5.19	104.32	106.40
26	1H	141(A)	C	OP2-P-O3'	5.19	116.62	105.20
26	1H	541	C	N3-C2-O2	-5.19	118.27	121.90
26	1H	703	U	C5-C6-N1	-5.19	120.10	122.70
26	1H	864	G	C5-C6-N1	5.19	114.10	111.50
26	1H	2241	A	C2-N3-C4	-5.19	108.00	110.60
27	16	61	G	C8-N9-C4	-5.19	104.32	106.40
36	38	141	VAL	C-N-CA	5.19	134.68	121.70
23	2L	35	C	N1-C2-O2	5.19	122.01	118.90
26	14	1802	A	C6-N1-C2	-5.19	115.49	118.60
26	14	2596	U	O5'-P-OP2	-5.19	101.03	105.70
1	13	330	C	N3-C2-O2	-5.19	118.27	121.90
26	1H	821	A	OP2-P-O3'	5.19	116.62	105.20
26	1H	1556	C	O5'-P-OP2	-5.19	101.03	105.70
26	1H	623	G	C4-C5-N7	5.19	112.88	110.80
26	1H	888	C	C2-N1-C1'	5.19	124.51	118.80
26	1H	1417	C	C5-C6-N1	5.19	123.59	121.00
26	1H	1855	G	OP1-P-O3'	5.19	116.61	105.20
26	1H	2503	A	O5'-P-OP1	5.19	116.92	110.70
26	14	2598	A	C8-N9-C4	5.19	107.88	105.80
26	1H	1558	A	OP2-P-O3'	5.19	116.61	105.20
26	1H	1931	U	C6-N1-C2	-5.19	117.89	121.00
1	1G	232	G	C8-N9-C1'	-5.19	120.26	127.00
1	1G	785	G	C2-N3-C4	-5.19	109.31	111.90
1	13	900	A	N9-C4-C5	-5.18	103.73	105.80
26	1H	2354	G	C8-N9-C1'	-5.18	120.26	127.00
26	1H	2538	C	C6-N1-C2	5.18	122.37	120.30
26	14	664	C	N3-C4-N4	-5.18	114.37	118.00
26	14	783	A	O5'-P-OP1	5.18	116.92	110.70
27	1J	22	U	C2-N1-C1'	5.18	123.92	117.70
26	1H	805	G	N3-C4-N9	5.18	129.11	126.00
26	1H	1960	A	O5'-P-OP2	-5.18	101.04	105.70

Continued on next page...

Continued from previous page...

Mol	Chain	Res	Type	Atoms	Z	Observed(°)	Ideal(°)
1	1G	64	G	C4-N9-C1'	5.18	133.24	126.50
1	1G	1496	C	O5'-P-OP2	-5.18	101.03	105.70
26	14	1288	U	OP1-P-OP2	5.18	127.37	119.60
1	13	862	C	C5-C6-N1	-5.18	118.41	121.00
26	1H	1975	G	N9-C4-C5	-5.18	103.33	105.40
26	14	2779	U	C2-N3-C4	-5.18	123.89	127.00
26	1H	725	G	N7-C8-N9	5.18	115.69	113.10
26	1H	775	G	N3-C4-N9	5.18	129.11	126.00
1	1G	288	A	N1-C6-N6	5.18	121.71	118.60
26	14	1383	C	N3-C2-O2	5.18	125.53	121.90
26	14	2213	U	C2-N1-C1'	5.18	123.91	117.70
26	14	2442	C	N3-C2-O2	-5.18	118.28	121.90
26	14	2519	U	C5-C4-O4	-5.18	122.79	125.90
26	14	2593	U	C6-N1-C2	5.18	124.11	121.00
26	1H	1967	C	OP1-P-OP2	5.18	127.37	119.60
26	1H	2317	C	N1-C2-O2	-5.18	115.79	118.90
26	1H	2571	C	C6-N1-C2	-5.18	118.23	120.30
1	1G	195	A	C8-N9-C4	-5.18	103.73	105.80
1	1G	784	C	N3-C2-O2	5.18	125.53	121.90
26	1H	180	G	N1-C6-O6	5.18	123.01	119.90
26	1H	518	G	N1-C6-O6	-5.18	116.79	119.90
26	1H	1215	G	C4-C5-C6	5.18	121.91	118.80
23	2L	13	C	C6-N1-C2	-5.18	118.23	120.30
26	14	803	U	N1-C2-N3	5.18	118.01	114.90
26	14	1489	U	O4'-C1'-N1	5.18	112.34	108.20
26	14	1661	G	N3-C4-C5	5.18	131.19	128.60
1	13	784	C	C6-N1-C2	5.17	122.37	120.30
24	3K	16	C	C2-N1-C1'	5.17	124.49	118.80
26	1H	200	U	C4-C5-C6	5.17	122.81	119.70
26	1H	2380	C	N1-C2-O2	-5.17	115.80	118.90
26	1H	2580	U	C6-N1-C2	-5.17	117.89	121.00
24	3L	12	U	N1-C2-O2	5.17	126.42	122.80
26	14	1928	A	N7-C8-N9	-5.17	111.21	113.80
27	1J	30	C	N3-C4-C5	-5.17	119.83	121.90
22	1L	35	I	C1'-N9-C4	-5.17	110.48	126.00
22	1L	42	G	C4-C5-N7	5.17	112.87	110.80
26	14	575	A	O5'-P-OP1	-5.17	101.05	105.70
26	14	2529	G	C8-N9-C4	-5.17	104.33	106.40
24	3K	2	C	C5-C6-N1	5.17	123.59	121.00
26	1H	783	A	N9-C1'-C2'	-5.17	106.31	112.00
26	1H	1022	G	N7-C8-N9	5.17	115.69	113.10
26	1H	1782	C	N3-C4-N4	5.17	121.62	118.00

Continued on next page...

Continued from previous page...

Mol	Chain	Res	Type	Atoms	Z	Observed(°)	Ideal(°)
26	1H	2396	G	N3-C4-N9	-5.17	122.90	126.00
26	14	1805	U	C5-C4-O4	-5.17	122.80	125.90
26	1H	1825	A	N1-C6-N6	-5.17	115.50	118.60
26	1H	2067	G	C8-N9-C4	-5.17	104.33	106.40
1	1G	1498	U	C2-N1-C1'	5.17	123.90	117.70
26	14	1191	G	O5'-P-OP2	-5.17	101.05	105.70
26	1H	483	A	O5'-P-OP1	-5.17	101.05	105.70
26	1H	989	G	N1-C6-O6	5.17	123.00	119.90
26	1H	1021	A	N3-C4-C5	5.17	130.42	126.80
26	1H	2559	C	C4-C5-C6	5.17	119.98	117.40
1	1G	991	U	C5-C6-N1	5.17	125.28	122.70
26	14	676	A	N1-C6-N6	5.17	121.70	118.60
1	13	108	G	O4'-C1'-N9	5.17	112.33	108.20
1	13	733	A	O4'-C1'-N9	5.17	112.33	108.20
26	1H	750	A	OP1-P-O3'	5.17	116.57	105.20
26	14	826	U	C5-C6-N1	-5.17	120.12	122.70
26	1H	567	A	C6-C5-N7	-5.17	128.68	132.30
26	1H	2689	U	N3-C2-O2	-5.17	118.58	122.20
1	1G	1322	C	C6-N1-C1'	-5.17	114.60	120.80
26	14	1561	G	N3-C2-N2	-5.17	116.28	119.90
26	1H	194	G	C5-C6-O6	-5.16	125.50	128.60
26	1H	435	C	N3-C4-C5	-5.16	119.83	121.90
26	1H	668	G	N1-C6-O6	5.16	123.00	119.90
26	1H	1784	A	O4'-C1'-N9	-5.16	104.07	108.20
26	1H	1799	G	N3-C2-N2	5.16	123.52	119.90
1	1G	135	C	N3-C2-O2	5.16	125.52	121.90
26	14	97	C	N1-C2-O2	5.16	122.00	118.90
26	14	2086	U	O5'-P-OP2	-5.16	101.05	105.70
26	1H	146	G	O5'-P-OP2	-5.16	101.05	105.70
26	1H	218	A	C2-N3-C4	-5.16	108.02	110.60
26	1H	1516	U	O5'-P-OP2	-5.16	101.05	105.70
26	1H	1827	C	OP1-P-O3'	5.16	116.56	105.20
26	14	2376	A	C8-N9-C4	5.16	107.86	105.80
26	1H	691	C	C6-N1-C2	5.16	122.36	120.30
26	1H	2351	G	C8-N9-C1'	-5.16	120.29	127.00
26	14	457	A	C5-N7-C8	-5.16	101.32	103.90
26	14	603	A	N9-C1'-C2'	5.16	120.71	114.00
26	14	2237	G	N1-C2-N3	5.16	127.00	123.90
1	13	1374	A	N1-C6-N6	5.16	121.70	118.60
26	1H	54	G	N3-C2-N2	5.16	123.51	119.90
26	1H	330	A	N9-C4-C5	-5.16	103.74	105.80
26	1H	1831	G	C8-N9-C4	-5.16	104.34	106.40

Continued on next page...

Continued from previous page...

Mol	Chain	Res	Type	Atoms	Z	Observed(°)	Ideal(°)
1	13	1178	G	C8-N9-C4	-5.16	104.34	106.40
23	2K	61	U	C5-C6-N1	-5.16	120.12	122.70
26	1H	415	A	C6-C5-N7	-5.16	128.69	132.30
26	1H	458	G	C5-C6-O6	5.16	131.69	128.60
26	1H	697	C	C5-C4-N4	-5.16	116.59	120.20
26	1H	881	G	C4-N9-C1'	5.16	133.20	126.50
26	1H	1239	G	OP2-P-O3'	5.16	116.54	105.20
26	14	432	A	N9-C4-C5	-5.16	103.74	105.80
26	1H	2827	C	N3-C2-O2	5.15	125.51	121.90
26	14	792	G	N1-C6-O6	-5.15	116.81	119.90
26	14	2318	G	N7-C8-N9	5.15	115.68	113.10
27	1J	114	G	N7-C8-N9	-5.15	110.52	113.10
1	13	738	C	C5-C6-N1	5.15	123.58	121.00
1	13	1379	G	C8-N9-C1'	-5.15	120.30	127.00
26	1H	146	G	N1-C2-N2	-5.15	111.56	116.20
26	1H	577	G	C6-C5-N7	-5.15	127.31	130.40
26	1H	693	C	OP1-P-OP2	5.15	127.33	119.60
26	1H	1229	G	N1-C2-N3	5.15	126.99	123.90
26	1H	1656	C	N3-C4-C5	-5.15	119.84	121.90
26	1H	1955	U	C2-N1-C1'	5.15	123.88	117.70
1	13	317	G	C8-N9-C1'	-5.15	120.30	127.00
26	1H	66	C	C5-C6-N1	5.15	123.58	121.00
26	1H	101	G	N3-C4-N9	5.15	129.09	126.00
26	1H	949	C	N1-C2-O2	-5.15	115.81	118.90
27	16	49	C	N3-C4-N4	5.15	121.61	118.00
1	1G	191	G	C8-N9-C4	-5.15	104.34	106.40
1	1G	1139	G	N3-C4-C5	5.15	131.18	128.60
1	1G	1465	C	C5-C6-N1	5.15	123.58	121.00
1	13	335	C	C2-N1-C1'	-5.15	113.14	118.80
26	1H	211	A	C8-N9-C4	5.15	107.86	105.80
26	1H	1735	C	N3-C4-C5	5.15	123.96	121.90
1	1G	1353	G	C4-N9-C1'	5.15	133.19	126.50
1	13	792	A	C1'-O4'-C4'	-5.15	105.78	109.90
26	1H	624	C	C6-N1-C2	5.15	122.36	120.30
26	1H	860	U	N1-C2-O2	5.15	126.40	122.80
26	1H	1448	G	O5'-P-OP1	-5.15	101.07	105.70
26	1H	1499	C	C6-N1-C1'	5.15	126.98	120.80
26	1H	1517	G	OP1-P-O3'	5.15	116.53	105.20
26	14	171	G	N3-C4-C5	-5.15	126.03	128.60
26	14	1281	G	C5-C6-O6	-5.15	125.51	128.60
26	14	1795	C	C6-N1-C2	-5.15	118.24	120.30
1	13	523	A	C4-C5-N7	5.14	113.27	110.70

Continued on next page...

Continued from previous page...

Mol	Chain	Res	Type	Atoms	Z	Observed(°)	Ideal(°)
1	13	1362(A)	C	C6-N1-C2	5.14	122.36	120.30
26	1H	28	A	C6-C5-N7	-5.14	128.70	132.30
26	1H	300	A	O5'-P-OP2	-5.14	101.07	105.70
26	1H	866	A	N7-C8-N9	5.14	116.37	113.80
26	1H	1333	C	N3-C4-N4	5.14	121.60	118.00
26	1H	1838	C	C6-N1-C2	5.14	122.36	120.30
26	14	759	G	C8-N9-C4	5.14	108.46	106.40
1	13	795	C	C4-C5-C6	5.14	119.97	117.40
1	13	1501	C	N1-C2-O2	-5.14	115.81	118.90
26	1H	245	G	C4-N9-C1'	5.14	133.18	126.50
26	1H	1421	G	C6-C5-N7	-5.14	127.31	130.40
26	1H	1839	G	C8-N9-C4	5.14	108.46	106.40
26	1H	2092	U	N3-C2-O2	-5.14	118.60	122.20
51	I8	37	LEU	CA-CB-CG	5.14	127.13	115.30
26	14	911	A	C8-N9-C4	-5.14	103.74	105.80
26	14	1256	G	C4-N9-C1'	5.14	133.18	126.50
26	1H	786	C	OP2-P-O3'	5.14	116.51	105.20
26	1H	1109	C	P-O3'-C3'	5.14	125.87	119.70
26	1H	1758	G	C5-C6-O6	-5.14	125.52	128.60
26	14	1550	C	N1-C2-O2	-5.14	115.81	118.90
26	14	1808	U	N1-C2-N3	-5.14	111.81	114.90
1	13	535	A	N9-C4-C5	5.14	107.86	105.80
1	13	1517	G	C4-C5-N7	5.14	112.86	110.80
26	14	468	G	C8-N9-C4	5.14	108.46	106.40
26	14	486	C	N3-C4-N4	5.14	121.60	118.00
26	14	2019	A	N1-C6-N6	5.14	121.68	118.60
26	14	2700	C	N3-C4-C5	5.14	123.96	121.90
26	1H	723	G	C8-N9-C1'	-5.14	120.32	127.00
26	1H	797	C	C5-C6-N1	-5.14	118.43	121.00
26	1H	1202	C	N1-C2-O2	-5.14	115.82	118.90
1	1G	183	G	N1-C6-O6	5.14	122.98	119.90
1	1G	1528	U	O5'-P-OP2	-5.14	101.08	105.70
26	14	1380	G	C4-C5-N7	5.14	112.86	110.80
26	14	2704	C	C6-N1-C2	5.14	122.36	120.30
26	1H	750	A	P-O3'-C3'	-5.13	113.54	119.70
26	1H	2029	G	C4-C5-N7	5.13	112.85	110.80
26	1H	2048	G	N9-C4-C5	5.13	107.45	105.40
26	1H	2376	A	N7-C8-N9	-5.13	111.23	113.80
27	16	100	G	N9-C4-C5	-5.13	103.35	105.40
36	38	68	LEU	CA-CB-CG	5.13	127.11	115.30
1	1G	581	G	C5-C6-O6	-5.13	125.52	128.60
26	14	467	G	O5'-P-OP2	-5.13	101.08	105.70

Continued on next page...

Continued from previous page...

Mol	Chain	Res	Type	Atoms	Z	Observed(°)	Ideal(°)
26	14	2021	C	N3-C2-O2	-5.13	118.31	121.90
26	1H	2743	C	C2-N3-C4	-5.13	117.33	119.90
1	13	791	G	N3-C4-N9	5.13	129.08	126.00
26	1H	884	C	P-O3'-C3'	5.13	125.86	119.70
26	1H	1857	G	C8-N9-C1'	-5.13	120.33	127.00
26	14	575	A	O5'-P-OP2	5.13	116.86	110.70
26	14	785	G	N3-C2-N2	-5.13	116.31	119.90
26	14	866	A	C8-N9-C1'	-5.13	118.46	127.70
26	14	1440	G	N1-C6-O6	5.13	122.98	119.90
26	14	2113	U	C5-C6-N1	5.13	125.27	122.70
26	14	2591	C	N3-C2-O2	5.13	125.49	121.90
26	1H	843	G	OP2-P-O3'	5.13	116.49	105.20
26	1H	1571	A	N7-C8-N9	-5.13	111.23	113.80
26	1H	2412	A	C6-N1-C2	-5.13	115.52	118.60
1	13	529	G	C4-C5-N7	5.13	112.85	110.80
1	13	575	G	C4-N9-C1'	-5.13	119.83	126.50
26	1H	917	A	C4-C5-N7	5.13	113.26	110.70
26	1H	2244	U	N1-C2-N3	5.13	117.98	114.90
1	1G	769	G	N1-C6-O6	5.13	122.98	119.90
1	1G	855	G	C5-C6-O6	-5.13	125.52	128.60
22	1L	35	I	C1'-N9-C8	5.13	141.39	126.00
26	14	1281	G	C5-N7-C8	-5.13	101.74	104.30
26	14	1852	C	C6-N1-C2	-5.13	118.25	120.30
1	13	936	C	N1-C2-O2	5.13	121.97	118.90
26	1H	404	C	OP2-P-O3'	5.13	116.48	105.20
26	1H	528	A	C4-N9-C1'	-5.13	117.07	126.30
26	1H	2773	C	N1-C2-O2	-5.13	115.82	118.90
27	16	112	G	C8-N9-C4	5.13	108.45	106.40
26	14	1377	G	C8-N9-C4	-5.13	104.35	106.40
26	14	2062	A	C8-N9-C1'	5.13	136.93	127.70
1	13	882	C	N3-C4-C5	-5.12	119.85	121.90
1	13	965	A	N1-C6-N6	5.12	121.67	118.60
26	1H	210	C	C5-C4-N4	-5.12	116.61	120.20
26	1H	1314	C	N3-C2-O2	-5.12	118.31	121.90
26	1H	1994	C	O5'-P-OP2	-5.12	101.09	105.70
26	14	769	G	C8-N9-C4	5.12	108.45	106.40
26	14	922	U	OP1-P-O3'	5.12	116.48	105.20
26	14	1129	A	O4'-C1'-N9	5.12	112.30	108.20
26	1H	1265	A	C8-N9-C4	-5.12	103.75	105.80
1	1G	422	C	O4'-C1'-N1	5.12	112.30	108.20
1	1G	613	C	C6-N1-C2	-5.12	118.25	120.30
26	14	1145	C	C5-C6-N1	5.12	123.56	121.00

Continued on next page...

Continued from previous page...

Mol	Chain	Res	Type	Atoms	Z	Observed(°)	Ideal(°)
26	14	2376	A	C2-N3-C4	-5.12	108.04	110.60
26	1H	1415	U	N3-C4-O4	-5.12	115.81	119.40
26	1H	2362	G	C8-N9-C1'	-5.12	120.34	127.00
26	1H	2603	G	OP1-P-O3'	5.12	116.47	105.20
23	2L	77	A	C4-C5-N7	5.12	113.26	110.70
26	14	829	A	N1-C6-N6	5.12	121.67	118.60
26	14	1253	A	N1-C6-N6	5.12	121.67	118.60
26	14	2277	G	N1-C6-O6	-5.12	116.83	119.90
27	1J	30	C	C5-C6-N1	5.12	123.56	121.00
1	13	481	G	C6-C5-N7	-5.12	127.33	130.40
26	1H	37	C	N1-C2-O2	5.12	121.97	118.90
1	13	457	C	C6-N1-C2	-5.12	118.25	120.30
26	1H	761	A	C8-N9-C4	5.12	107.85	105.80
26	1H	2507	C	N3-C4-C5	-5.12	119.85	121.90
26	1H	2585	U	N3-C4-O4	-5.12	115.82	119.40
26	1H	1492	G	C5-C6-O6	-5.12	125.53	128.60
26	1H	1650	G	N9-C4-C5	-5.12	103.35	105.40
26	14	1142	U	N3-C2-O2	-5.12	118.62	122.20
1	13	509	A	P-O3'-C3'	5.12	125.84	119.70
1	13	1506	U	C5-C4-O4	-5.12	122.83	125.90
23	2K	77	A	N1-C2-N3	-5.12	126.74	129.30
26	1H	682	G	C4-N9-C1'	5.12	133.15	126.50
26	1H	2025	C	N3-C4-N4	5.12	121.58	118.00
26	1H	2645	G	N7-C8-N9	5.12	115.66	113.10
44	B8	18	ASP	C-N-CA	-5.12	108.91	121.70
26	14	1628	G	N7-C8-N9	-5.12	110.54	113.10
26	14	1966	A	N1-C6-N6	5.12	121.67	118.60
1	13	903	G	N1-C2-N2	-5.11	111.60	116.20
23	2K	27	G	C5-N7-C8	-5.11	101.74	104.30
26	1H	943	U	N1-C2-O2	-5.11	119.22	122.80
26	1H	1612	C	N3-C2-O2	5.11	125.48	121.90
26	1H	1751	C	N3-C2-O2	5.11	125.48	121.90
26	1H	1907	G	N3-C2-N2	-5.11	116.32	119.90
26	1H	2377	A	N3-C4-C5	5.11	130.38	126.80
1	1G	180	U	C6-N1-C2	-5.11	117.93	121.00
1	1G	819	A	OP2-P-O3'	5.11	116.45	105.20
26	14	621	A	N1-C2-N3	5.11	131.86	129.30
26	14	825	C	N1-C2-O2	-5.11	115.83	118.90
26	14	1528	A	C4-C5-N7	5.11	113.26	110.70
26	1H	600	G	N7-C8-N9	-5.11	110.54	113.10
26	1H	2258	C	C2-N3-C4	-5.11	117.34	119.90
26	1H	2440	C	C5-C4-N4	5.11	123.78	120.20

Continued on next page...

Continued from previous page...

Mol	Chain	Res	Type	Atoms	Z	Observed(°)	Ideal(°)
26	14	1594	G	N1-C6-O6	5.11	122.97	119.90
45	85	83	LEU	CA-CB-CG	-5.11	103.54	115.30
1	13	966	G	N3-C4-N9	5.11	129.07	126.00
26	1H	210	C	OP2-P-O3'	5.11	116.44	105.20
26	1H	649	G	C8-N9-C4	-5.11	104.36	106.40
26	1H	1349	A	C2-N3-C4	-5.11	108.04	110.60
26	1H	1606	G	C8-N9-C1'	-5.11	120.36	127.00
26	1H	2606	C	N3-C2-O2	5.11	125.48	121.90
26	14	476	G	OP1-P-OP2	5.11	127.27	119.60
26	14	579	G	N3-C4-C5	-5.11	126.05	128.60
26	14	1348	G	N1-C6-O6	5.11	122.97	119.90
26	14	2485	G	N3-C4-C5	5.11	131.16	128.60
1	13	1200	C	N1-C2-N3	-5.11	115.62	119.20
26	1H	1364	G	O5'-P-OP1	5.11	116.83	110.70
26	1H	1497	U	N3-C4-O4	5.11	122.98	119.40
26	1H	2259	G	OP1-P-OP2	-5.11	111.94	119.60
26	14	74	A	O4'-C1'-N9	-5.11	104.11	108.20
26	14	1275	A	N1-C6-N6	5.11	121.67	118.60
26	14	1992	G	C4-C5-N7	-5.11	108.76	110.80
1	13	966	G	C8-N9-C4	5.11	108.44	106.40
26	1H	300	A	O4'-C1'-N9	5.11	112.29	108.20
26	1H	2726	U	C5-C6-N1	-5.11	120.15	122.70
26	14	192	C	N1-C2-O2	-5.11	115.84	118.90
26	14	2307	G	C8-N9-C1'	-5.11	120.36	127.00
26	14	2710	C	OP2-P-O3'	5.11	116.44	105.20
1	13	726	C	OP1-P-O3'	5.11	116.43	105.20
1	13	1517	G	OP1-P-O3'	5.11	116.43	105.20
26	1H	2755	C	N3-C4-C5	-5.11	119.86	121.90
26	14	589	C	N3-C2-O2	5.11	125.47	121.90
26	14	1624	G	N9-C4-C5	-5.11	103.36	105.40
26	1H	2123	G	O4'-C1'-N9	5.10	112.28	108.20
26	14	1827	C	N3-C4-N4	-5.10	114.43	118.00
26	14	2609	U	C5-C4-O4	-5.10	122.84	125.90
26	1H	70	G	C8-N9-C4	-5.10	104.36	106.40
26	1H	180	G	N3-C4-C5	5.10	131.15	128.60
26	1H	942	G	N3-C2-N2	-5.10	116.33	119.90
26	1H	2489	G	OP2-P-O3'	5.10	116.43	105.20
1	1G	968	A	N1-C6-N6	5.10	121.66	118.60
26	14	82	G	C8-N9-C4	5.10	108.44	106.40
26	14	270(Z)	U	C5-C6-N1	-5.10	120.15	122.70
26	14	1782	C	N3-C4-C5	5.10	123.94	121.90
27	16	11	C	C6-N1-C2	-5.10	118.26	120.30

Continued on next page...

Continued from previous page...

Mol	Chain	Res	Type	Atoms	Z	Observed(°)	Ideal(°)
7	62	141	VAL	C-N-CA	5.10	134.45	121.70
26	14	2284	C	N1-C2-O2	-5.10	115.84	118.90
1	13	1488	G	N9-C4-C5	-5.10	103.36	105.40
1	13	1511	G	C4-N9-C1'	5.10	133.13	126.50
26	1H	630	G	N1-C6-O6	5.10	122.96	119.90
26	1H	2291	U	C6-N1-C2	-5.10	117.94	121.00
1	1G	360	A	N9-C4-C5	-5.10	103.76	105.80
13	4A	66	LEU	CA-CB-CG	5.10	127.03	115.30
26	14	1774	C	O5'-P-OP1	-5.10	101.11	105.70
26	14	2217	G	N1-C6-O6	5.10	122.96	119.90
26	14	2281	C	C5-C4-N4	-5.10	116.63	120.20
26	14	2512	C	N3-C4-C5	5.10	123.94	121.90
26	1H	188	G	C4-C5-N7	5.10	112.84	110.80
26	1H	617	G	OP1-P-OP2	-5.10	111.95	119.60
27	16	103	U	C2-N1-C1'	-5.10	111.58	117.70
1	1G	1288	A	N1-C6-N6	-5.10	115.54	118.60
1	1G	1400	C	N1-C2-O2	5.10	121.96	118.90
24	3L	47	G	C8-N9-C1'	5.10	133.63	127.00
26	14	2371	G	N9-C4-C5	-5.10	103.36	105.40
26	14	2415	G	C4-N9-C1'	5.10	133.13	126.50
26	14	2823	A	O5'-P-OP2	-5.10	101.11	105.70
27	1J	89(A)	A	O4'-C1'-N9	5.10	112.28	108.20
26	1H	2043	C	C5-C4-N4	-5.10	116.63	120.20
1	13	117	G	C4-C5-N7	5.09	112.84	110.80
1	13	549	C	C6-N1-C2	5.09	122.34	120.30
26	1H	1742	C	C6-N1-C2	-5.09	118.26	120.30
26	1H	2544	G	C4-C5-N7	5.09	112.84	110.80
26	14	1613	G	N1-C6-O6	-5.09	116.84	119.90
26	14	2281	C	N1-C2-O2	-5.09	115.84	118.90
26	14	2815	C	O5'-P-OP1	-5.09	101.11	105.70
1	1G	87	A	C6-C5-N7	-5.09	128.74	132.30
23	2K	23	G	C8-N9-C1'	5.09	133.62	127.00
26	1H	778	G	C5-C6-O6	5.09	131.66	128.60
26	1H	863	A	O5'-P-OP1	5.09	116.81	110.70
26	1H	1122	G	C4-C5-N7	5.09	112.84	110.80
26	1H	1250	G	N9-C4-C5	-5.09	103.36	105.40
26	1H	1608	A	C8-N9-C4	5.09	107.84	105.80
26	1H	2339	G	C8-N9-C4	5.09	108.44	106.40
26	1H	2761	G	N1-C2-N3	5.09	126.95	123.90
26	14	1326	U	N1-C2-N3	5.09	117.95	114.90
26	14	2075	U	C5-C6-N1	-5.09	120.15	122.70
1	13	1502	A	N9-C1'-C2'	5.09	120.62	114.00

Continued on next page...

Continued from previous page...

Mol	Chain	Res	Type	Atoms	Z	Observed(°)	Ideal(°)
26	1H	338	G	N3-C4-N9	5.09	129.05	126.00
26	1H	735	A	N9-C4-C5	-5.09	103.76	105.80
26	1H	1270	C	C2-N3-C4	-5.09	117.36	119.90
26	1H	2428	G	C5-C6-O6	5.09	131.65	128.60
26	14	1785	A	C4-C5-C6	5.09	119.55	117.00
26	14	2415	G	N3-C4-N9	5.09	129.05	126.00
26	14	2600	A	OP2-P-O3'	5.09	116.40	105.20
1	13	2	U	P-O3'-C3'	5.09	125.81	119.70
1	13	1299	A	N7-C8-N9	5.09	116.34	113.80
26	1H	1557	C	C6-N1-C2	5.09	122.33	120.30
26	14	843	G	C4-C5-N7	5.09	112.83	110.80
26	14	2038	G	N1-C2-N2	-5.09	111.62	116.20
1	13	479	C	C6-N1-C2	-5.09	118.27	120.30
1	13	793	U	C6-N1-C2	-5.09	117.95	121.00
1	13	963	G	N3-C4-C5	-5.09	126.06	128.60
1	13	1381	U	N3-C2-O2	-5.09	118.64	122.20
26	1H	1612	C	N1-C2-O2	-5.09	115.85	118.90
26	1H	1915	U	N3-C2-O2	-5.09	118.64	122.20
26	14	2072	G	N9-C4-C5	-5.09	103.36	105.40
26	14	2217	G	C6-C5-N7	-5.09	127.35	130.40
26	14	2359	C	N3-C4-N4	-5.09	114.44	118.00
26	1H	36	G	C4-C5-N7	-5.08	108.77	110.80
26	14	189	G	N9-C4-C5	-5.08	103.37	105.40
26	14	1936	A	O4'-C1'-N9	5.08	112.27	108.20
1	13	756	C	OP2-P-O3'	5.08	116.39	105.20
26	1H	909	A	C8-N9-C4	-5.08	103.77	105.80
26	1H	972	G	C5-C6-O6	5.08	131.65	128.60
26	1H	2444	G	C8-N9-C4	-5.08	104.37	106.40
1	1G	1487	G	N3-C4-C5	5.08	131.14	128.60
26	14	1138	G	C8-N9-C4	-5.08	104.37	106.40
26	14	2126	A	O4'-C1'-N9	5.08	112.27	108.20
1	13	764	C	N3-C4-C5	-5.08	119.87	121.90
22	1K	35	I	C1'-N9-C4	-5.08	110.75	126.00
26	1H	613	U	C6-N1-C2	-5.08	117.95	121.00
26	1H	625	G	C5-C6-O6	-5.08	125.55	128.60
26	1H	1800	C	O4'-C1'-N1	5.08	112.27	108.20
26	1H	1953	A	C5-C6-N1	5.08	120.24	117.70
1	1G	579	G	N1-C6-O6	5.08	122.95	119.90
26	14	1313	U	O4'-C1'-N1	5.08	112.26	108.20
26	1H	1278	A	C8-N9-C4	5.08	107.83	105.80
26	1H	1857	G	N9-C4-C5	-5.08	103.37	105.40
26	1H	2644	G	C5-C6-N1	-5.08	108.96	111.50

Continued on next page...

Continued from previous page...

Mol	Chain	Res	Type	Atoms	Z	Observed(°)	Ideal(°)
1	13	317	G	N3-C4-N9	5.08	129.05	126.00
1	13	377	G	N3-C4-C5	-5.08	126.06	128.60
26	1H	101	G	C8-N9-C4	5.08	108.43	106.40
26	1H	362	U	O4'-C1'-N1	5.08	112.26	108.20
26	1H	673	C	OP1-P-OP2	-5.08	111.98	119.60
26	1H	2518	A	N7-C8-N9	5.08	116.34	113.80
26	1H	2523	G	C8-N9-C4	-5.08	104.37	106.40
26	14	1776	G	C8-N9-C1'	-5.08	120.40	127.00
1	13	172	A	C8-N9-C4	-5.08	103.77	105.80
1	13	970	C	OP2-P-O3'	5.08	116.37	105.20
26	1H	120	U	N3-C2-O2	-5.08	118.65	122.20
26	1H	1367	A	N1-C6-N6	5.08	121.65	118.60
26	1H	2367	G	N1-C6-O6	5.08	122.95	119.90
26	14	460	A	N1-C6-N6	5.08	121.65	118.60
26	14	1276	A	C4-C5-N7	5.08	113.24	110.70
26	14	2086	U	N3-C2-O2	-5.08	118.65	122.20
1	13	874	G	N3-C4-N9	5.08	129.05	126.00
26	1H	910	A	C4-C5-C6	5.08	119.54	117.00
26	1H	1568	G	C4-N9-C1'	-5.08	119.90	126.50
26	1H	1844	C	N1-C2-O2	-5.08	115.86	118.90
26	1H	2271	G	C4-C5-N7	5.08	112.83	110.80
26	14	273(D)	C	O5'-P-OP2	-5.08	101.13	105.70
26	14	1930	G	N3-C4-N9	-5.08	122.95	126.00
1	13	760	G	C4-C5-N7	5.07	112.83	110.80
26	1H	245	G	C5-N7-C8	-5.07	101.76	104.30
26	1H	481	G	C2-N3-C4	-5.07	109.36	111.90
1	1G	944	G	C4-N9-C1'	5.07	133.10	126.50
26	14	949	C	C2-N1-C1'	-5.07	113.22	118.80
26	14	1376	C	O5'-P-OP1	-5.07	101.13	105.70
26	14	2169	A	N7-C8-N9	5.07	116.34	113.80
26	14	2240	C	C6-N1-C2	5.07	122.33	120.30
26	14	2308	G	N1-C6-O6	-5.07	116.86	119.90
26	14	2433	A	C5-C6-N6	-5.07	119.64	123.70
27	1J	15	A	OP1-P-O3'	5.07	116.36	105.20
1	1G	1473	A	C8-N9-C4	5.07	107.83	105.80
26	14	2366	A	C8-N9-C4	-5.07	103.77	105.80
1	13	585	G	C8-N9-C1'	-5.07	120.41	127.00
26	1H	561	G	C2-N3-C4	-5.07	109.36	111.90
26	1H	2308	G	C5-C6-N1	-5.07	108.97	111.50
26	14	1831	G	C2-N3-C4	-5.07	109.36	111.90
26	14	2252	G	C8-N9-C4	5.07	108.43	106.40
1	13	784	C	N1-C2-O2	-5.07	115.86	118.90

Continued on next page...

Continued from previous page...

Mol	Chain	Res	Type	Atoms	Z	Observed(°)	Ideal(°)
26	1H	2041	U	C6-N1-C2	5.07	124.04	121.00
26	1H	2626	C	C6-N1-C2	5.07	122.33	120.30
22	1L	19	G	N3-C4-C5	-5.07	126.06	128.60
26	14	1598	C	C5-C6-N1	5.07	123.53	121.00
1	13	529	G	C5-C6-O6	-5.07	125.56	128.60
1	13	1414	U	C5-C6-N1	-5.07	120.17	122.70
26	1H	467	G	C4-C5-N7	-5.07	108.77	110.80
26	1H	2403	C	C5-C6-N1	5.07	123.53	121.00
26	14	1762	A	C8-N9-C4	-5.07	103.77	105.80
26	14	2456	C	N3-C4-C5	-5.07	119.87	121.90
26	1H	473	G	N1-C2-N3	5.07	126.94	123.90
26	1H	816	C	C5-C4-N4	-5.07	116.65	120.20
26	1H	1500	G	C5-C6-O6	-5.07	125.56	128.60
26	14	101	G	C6-C5-N7	-5.07	127.36	130.40
26	14	530	G	N1-C2-N2	-5.07	111.64	116.20
26	14	2000	G	C4-C5-N7	5.07	112.83	110.80
1	13	1513	A	C5-C6-N6	-5.06	119.65	123.70
26	1H	1421	G	N1-C6-O6	5.06	122.94	119.90
26	1H	2293	C	N3-C2-O2	-5.06	118.36	121.90
1	13	900	A	C8-N9-C4	5.06	107.83	105.80
26	1H	1343	G	C4-N9-C1'	5.06	133.08	126.50
26	1H	1385	G	N3-C4-C5	5.06	131.13	128.60
26	1H	2259	G	C6-C5-N7	-5.06	127.36	130.40
26	14	1249	U	O5'-P-OP2	-5.06	101.14	105.70
26	14	2522	U	C5-C6-N1	-5.06	120.17	122.70
1	13	1336	C	P-O3'-C3'	5.06	125.77	119.70
26	1H	1202	C	C4-C5-C6	5.06	119.93	117.40
26	1H	1983	C	C5-C6-N1	-5.06	118.47	121.00
26	14	2346	A	C4-C5-C6	5.06	119.53	117.00
26	1H	1517	G	N9-C4-C5	-5.06	103.38	105.40
26	1H	2055	C	OP2-P-O3'	5.06	116.33	105.20
26	1H	2254	C	N3-C2-O2	5.06	125.44	121.90
26	1H	2277	G	C8-N9-C4	-5.06	104.38	106.40
1	1G	105	G	C4-N9-C1'	5.06	133.08	126.50
26	14	121	G	C4-N9-C1'	5.06	133.08	126.50
26	14	621	A	N7-C8-N9	5.06	116.33	113.80
26	14	623	G	N3-C4-C5	5.06	131.13	128.60
26	14	1616	A	OP1-P-OP2	5.06	127.19	119.60
26	1H	920	G	N9-C4-C5	-5.06	103.38	105.40
26	1H	1082	U	C2-N1-C1'	5.06	123.77	117.70
26	1H	2418	A	O5'-P-OP1	5.06	116.77	110.70
1	1G	191	G	N3-C4-C5	-5.06	126.07	128.60

Continued on next page...

Continued from previous page...

Mol	Chain	Res	Type	Atoms	Z	Observed(°)	Ideal(°)
24	3L	64	U	N1-C2-N3	-5.06	111.87	114.90
26	1H	937	U	N3-C2-O2	5.06	125.74	122.20
26	14	1249	U	OP1-P-OP2	5.06	127.18	119.60
26	14	1776	G	N3-C4-C5	-5.06	126.07	128.60
26	14	2224	G	C4-N9-C1'	5.06	133.07	126.50
23	2K	7	G	C2-N3-C4	-5.05	109.37	111.90
26	1H	803	U	OP2-P-O3'	5.05	116.32	105.20
26	1H	1602	U	C2-N3-C4	-5.05	123.97	127.00
26	1H	1623	G	N1-C6-O6	-5.05	116.87	119.90
26	1H	2749	A	OP1-P-O3'	5.05	116.32	105.20
26	1H	2782	G	C6-C5-N7	-5.05	127.37	130.40
26	14	390	A	C5-C6-N1	-5.05	115.17	117.70
26	14	2001	A	C6-C5-N7	-5.05	128.76	132.30
26	14	2688	U	N1-C2-O2	5.05	126.34	122.80
26	1H	188	G	C8-N9-C4	5.05	108.42	106.40
26	1H	2247	A	C5-C6-N1	-5.05	115.17	117.70
26	14	2595	G	OP1-P-OP2	5.05	127.18	119.60
1	13	805	C	C6-N1-C2	-5.05	118.28	120.30
26	1H	2819	G	C5-C6-O6	-5.05	125.57	128.60
26	14	4	C	C2-N1-C1'	5.05	124.36	118.80
26	14	1342	A	C8-N9-C4	-5.05	103.78	105.80
26	14	1348	G	C4-C5-N7	5.05	112.82	110.80
1	13	2	U	C6-N1-C1'	-5.05	114.13	121.20
23	2K	9	G	C8-N9-C4	-5.05	104.38	106.40
26	1H	583	G	N1-C6-O6	5.05	122.93	119.90
26	1H	1367	A	C4-C5-N7	5.05	113.22	110.70
26	1H	1517	G	C6-C5-N7	-5.05	127.37	130.40
26	1H	1614	A	C4-C5-N7	5.05	113.22	110.70
26	1H	1614	A	N1-C2-N3	5.05	131.82	129.30
26	1H	2054	A	C8-N9-C4	-5.05	103.78	105.80
26	1H	2330	G	C5-C6-N1	5.05	114.02	111.50
26	1H	2338	G	C5-C6-O6	-5.05	125.57	128.60
1	1G	136	C	N1-C2-O2	5.05	121.93	118.90
1	1G	1388	C	N1-C2-O2	5.05	121.93	118.90
26	14	802	A	C5-C6-N1	5.05	120.22	117.70
26	14	864	G	N3-C4-N9	5.05	129.03	126.00
26	14	1277	G	OP1-P-OP2	5.05	127.17	119.60
26	14	1639	U	O5'-P-OP2	-5.05	101.16	105.70
26	14	2470	G	C4-N9-C1'	5.05	133.06	126.50
1	13	523	A	C5-C6-N6	-5.05	119.66	123.70
26	1H	271(B)	G	C6-N1-C2	-5.05	122.07	125.10
26	1H	2598	A	C5-C6-N6	-5.05	119.66	123.70

Continued on next page...

Continued from previous page...

Mol	Chain	Res	Type	Atoms	Z	Observed(°)	Ideal(°)
27	16	44	G	C4-N9-C1'	-5.05	119.94	126.50
26	14	460	A	C5-C6-N6	-5.05	119.66	123.70
26	14	1992	G	C2'-C3'-O3'	5.05	121.78	113.70
1	13	1467	G	C5-C6-O6	5.05	131.63	128.60
1	13	1519	A	C8-N9-C4	-5.05	103.78	105.80
26	1H	208	C	OP2-P-O3'	5.05	116.30	105.20
26	1H	1220	A	N1-C6-N6	-5.05	115.57	118.60
26	1H	1272	A	N1-C6-N6	-5.05	115.57	118.60
26	1H	1569	A	OP1-P-OP2	5.05	127.17	119.60
26	1H	1616	A	OP1-P-O3'	5.05	116.30	105.20
36	38	26	LEU	C-N-CA	5.05	134.32	121.70
25	4L	14	A	C3'-C2'-C1'	-5.05	97.46	101.50
26	14	146	G	N1-C6-O6	5.05	122.93	119.90
26	14	265	A	C5-N7-C8	-5.05	101.38	103.90
26	14	1975	G	N3-C4-N9	5.05	129.03	126.00
26	14	2232	U	C6-N1-C1'	5.05	128.26	121.20
26	14	2544	G	C6-C5-N7	-5.05	127.37	130.40
26	1H	1683	C	C2-N3-C4	-5.04	117.38	119.90
1	1G	353	A	OP2-P-O3'	5.04	116.30	105.20
26	14	2451	A	C5-N7-C8	-5.04	101.38	103.90
1	13	354	G	C4-C5-N7	5.04	112.82	110.80
23	2K	71	G	C2-N3-C4	-5.04	109.38	111.90
26	1H	190	A	C5-C6-N6	-5.04	119.67	123.70
26	1H	199	A	N1-C2-N3	-5.04	126.78	129.30
26	1H	2524	G	OP2-P-O3'	5.04	116.30	105.20
26	1H	2559	C	N1-C2-N3	5.04	122.73	119.20
26	14	488	G	C8-N9-C1'	-5.04	120.44	127.00
26	14	1414	G	C8-N9-C1'	-5.04	120.44	127.00
29	19	238	GLY	N-CA-C	-5.04	100.49	113.10
1	13	1478	C	C5-C6-N1	-5.04	118.48	121.00
26	1H	640	C	C4-C5-C6	5.04	119.92	117.40
26	1H	759	G	OP1-P-O3'	5.04	116.29	105.20
26	14	1832	C	N3-C2-O2	5.04	125.43	121.90
26	14	2134	A	C2-N3-C4	5.04	113.12	110.60
26	1H	1626	G	N1-C2-N3	5.04	126.92	123.90
26	1H	2699	C	C5-C6-N1	-5.04	118.48	121.00
1	1G	493	G	N3-C4-N9	5.04	129.02	126.00
26	1H	71	A	C4-C5-C6	5.04	119.52	117.00
26	1H	391	G	C4-C5-N7	5.04	112.81	110.80
26	1H	456	C	N1-C2-O2	-5.04	115.88	118.90
26	1H	1520	U	C4-C5-C6	5.04	122.72	119.70
26	1H	2713	A	C4-C5-N7	5.04	113.22	110.70

Continued on next page...

Continued from previous page...

Mol	Chain	Res	Type	Atoms	Z	Observed(°)	Ideal(°)
1	1G	135	C	N1-C2-O2	-5.04	115.88	118.90
1	1G	970	C	N1-C2-O2	5.04	121.92	118.90
39	25	64	ARG	NE-CZ-NH1	-5.04	117.78	120.30
27	16	101	A	N9-C4-C5	-5.04	103.78	105.80
26	14	503	A	N9-C4-C5	5.04	107.81	105.80
1	13	763	G	N3-C4-N9	-5.04	122.98	126.00
26	14	1936	A	C8-N9-C4	5.04	107.81	105.80
26	14	2629	A	P-O3'-C3'	5.04	125.74	119.70
26	14	2709	G	C8-N9-C4	5.04	108.41	106.40
1	13	260	G	C4-C5-N7	-5.03	108.79	110.80
26	1H	1361	G	N1-C6-O6	-5.03	116.88	119.90
26	1H	2059	A	C5-C6-N6	-5.03	119.67	123.70
26	1H	2273	A	C5-C6-N1	5.03	120.22	117.70
1	1G	1475	G	C5-C6-N1	-5.03	108.98	111.50
26	14	1351	C	C6-N1-C2	5.03	122.31	120.30
26	14	1980	G	C5-C6-O6	-5.03	125.58	128.60
26	1H	1525	G	O5'-P-OP2	-5.03	101.17	105.70
26	14	106	C	C6-N1-C2	-5.03	118.29	120.30
26	14	127	A	N1-C6-N6	5.03	121.62	118.60
26	14	1379	A	P-O3'-C3'	5.03	125.74	119.70
26	1H	206	U	C5-C6-N1	-5.03	120.19	122.70
26	1H	1193	G	N3-C4-C5	5.03	131.12	128.60
26	1H	2035	G	N3-C4-N9	-5.03	122.98	126.00
26	1H	2271	G	C8-N9-C4	5.03	108.41	106.40
26	1H	2359	C	C6-N1-C2	5.03	122.31	120.30
26	1H	2606	C	N3-C4-N4	5.03	121.52	118.00
1	1G	484	G	N3-C4-C5	5.03	131.12	128.60
26	14	649	G	C8-N9-C4	-5.03	104.39	106.40
26	14	2287	A	N3-C4-N9	-5.03	123.38	127.40
26	14	2593	U	C5-C4-O4	-5.03	122.88	125.90
26	1H	386	G	C5-N7-C8	-5.03	101.79	104.30
26	1H	2318	G	C8-N9-C4	-5.03	104.39	106.40
26	1H	2373	G	N1-C2-N3	5.03	126.92	123.90
26	1H	2503	A	C2-N3-C4	5.03	113.11	110.60
26	14	268	C	C6-N1-C2	-5.03	118.29	120.30
26	14	393	C	C5-C4-N4	5.03	123.72	120.20
26	14	489	G	N1-C6-O6	5.03	122.92	119.90
1	13	749	C	C6-N1-C1'	-5.03	114.77	120.80
26	1H	621	A	C5-C6-N1	-5.03	115.19	117.70
26	1H	1685	C	C5-C4-N4	-5.03	116.68	120.20
26	1H	2439	A	C6-C5-N7	-5.03	128.78	132.30
36	38	72	ASP	N-CA-C	5.03	124.57	111.00

Continued on next page...

Continued from previous page...

Mol	Chain	Res	Type	Atoms	Z	Observed(°)	Ideal(°)
1	1G	1518	A	O5'-P-OP1	-5.03	101.18	105.70
26	14	1229	G	N9-C4-C5	5.03	107.41	105.40
26	14	1407	C	C5-C6-N1	5.03	123.51	121.00
26	14	1933	G	C6-C5-N7	-5.03	127.38	130.40
26	14	2314	C	N3-C2-O2	-5.03	118.38	121.90
1	13	822	C	C6-N1-C2	5.03	122.31	120.30
1	13	1263	C	C6-N1-C2	5.03	122.31	120.30
26	1H	247	G	N3-C4-C5	5.03	131.11	128.60
26	1H	2342	C	C6-N1-C2	-5.03	118.29	120.30
26	1H	2677	G	C8-N9-C4	5.03	108.41	106.40
1	1G	995	C	C6-N1-C2	-5.03	118.29	120.30
23	2L	1	C	N1-C2-O2	5.03	121.92	118.90
26	14	683	C	C6-N1-C2	5.03	122.31	120.30
26	14	939	G	C6-C5-N7	-5.03	127.38	130.40
26	14	2308	G	N3-C4-N9	-5.03	122.98	126.00
26	14	2834	G	C5-C6-N1	-5.03	108.99	111.50
1	1G	1348	U	C5-C4-O4	5.02	128.91	125.90
26	14	330	A	C5-C6-N1	-5.02	115.19	117.70
26	14	783	A	N9-C4-C5	-5.02	103.79	105.80
26	14	1283	G	N3-C4-C5	-5.02	126.09	128.60
26	14	2210	G	N3-C4-C5	-5.02	126.09	128.60
26	14	2635	C	C6-N1-C2	5.02	122.31	120.30
1	13	551	U	N3-C2-O2	5.02	125.72	122.20
1	13	1177	G	N3-C4-C5	5.02	131.11	128.60
22	1K	35	I	C1'-N9-C8	5.02	141.07	126.00
26	1H	28	A	C5-C6-N6	-5.02	119.68	123.70
26	1H	2346	A	O5'-P-OP2	5.02	116.73	110.70
32	41	34	LEU	CA-CB-CG	5.02	126.85	115.30
26	14	152	G	N3-C4-N9	-5.02	122.99	126.00
26	14	2291	U	C5-C4-O4	5.02	128.91	125.90
1	13	742	G	C8-N9-C4	5.02	108.41	106.40
26	1H	310	A	N1-C2-N3	-5.02	126.79	129.30
26	1H	729	G	OP2-P-O3'	5.02	116.25	105.20
26	1H	1955	U	C4-C5-C6	5.02	122.71	119.70
1	1G	227	G	C8-N9-C4	5.02	108.41	106.40
26	14	1296	G	O5'-P-OP1	5.02	116.72	110.70
1	13	719	C	N1-C2-O2	5.02	121.91	118.90
1	13	964	A	C2-N3-C4	-5.02	108.09	110.60
26	1H	26	G	O5'-P-OP2	-5.02	101.18	105.70
26	1H	2379	G	C8-N9-C1'	-5.02	120.47	127.00
1	1G	1227	A	C5-C6-N6	-5.02	119.68	123.70
26	14	1187	G	C6-C5-N7	-5.02	127.39	130.40

Continued on next page...

Continued from previous page...

Mol	Chain	Res	Type	Atoms	Z	Observed(°)	Ideal(°)
26	14	1783	A	N1-C2-N3	5.02	131.81	129.30
26	14	2040	C	C5-C4-N4	-5.02	116.69	120.20
33	59	105	LEU	CA-CB-CG	5.02	126.84	115.30
1	13	449	C	N3-C2-O2	-5.02	118.39	121.90
26	1H	782	A	N1-C2-N3	5.02	131.81	129.30
26	1H	1914	C	C5-C6-N1	5.02	123.51	121.00
26	1H	2592	G	C6-C5-N7	-5.02	127.39	130.40
26	14	784	A	OP1-P-O3'	5.02	116.24	105.20
26	14	1820	U	C2-N3-C4	-5.02	123.99	127.00
26	14	2377	A	C2-N3-C4	-5.02	108.09	110.60
26	1H	389	G	C4-C5-N7	5.02	112.81	110.80
26	14	1605	C	OP1-P-OP2	5.02	127.12	119.60
1	13	36	C	C4-C5-C6	5.01	119.91	117.40
1	13	888	G	C8-N9-C4	5.01	108.41	106.40
1	13	956	U	C6-N1-C2	-5.01	117.99	121.00
26	1H	70	G	N7-C8-N9	5.01	115.61	113.10
26	1H	1027	A	OP1-P-OP2	-5.01	112.08	119.60
26	1H	2324	C	N3-C4-C5	5.01	123.91	121.90
26	1H	2597	G	C4-C5-N7	5.01	112.81	110.80
43	A8	24	LEU	CA-CB-CG	5.01	126.83	115.30
1	1G	1301	U	C5-C6-N1	5.01	125.21	122.70
1	1G	1533	C	C2-N1-C1'	5.01	124.32	118.80
26	14	395	U	C5-C6-N1	-5.01	120.19	122.70
26	14	990	A	C8-N9-C4	-5.01	103.79	105.80
26	14	1480	G	C2-N3-C4	-5.01	109.39	111.90
26	14	1780	A	C4-C5-N7	-5.01	108.19	110.70
26	14	1812	A	O5'-P-OP2	-5.01	101.19	105.70
22	1K	73	C	P-O3'-C3'	5.01	125.72	119.70
26	1H	468	G	C8-N9-C4	5.01	108.41	106.40
22	1L	42	G	N9-C4-C5	-5.01	103.39	105.40
26	14	674	G	N3-C2-N2	-5.01	116.39	119.90
26	14	1828	G	N7-C8-N9	5.01	115.61	113.10
22	1K	41	C	C2-N1-C1'	5.01	124.31	118.80
26	1H	1184	G	C8-N9-C4	5.01	108.40	106.40
26	1H	1254	A	C2-N3-C4	-5.01	108.09	110.60
26	14	1256	G	C8-N9-C1'	-5.01	120.49	127.00
1	13	689	C	OP1-P-O3'	5.01	116.22	105.20
26	1H	1799	G	C2-N3-C4	5.01	114.41	111.90
26	1H	1938	A	OP1-P-OP2	5.01	127.11	119.60
26	1H	2246	G	C8-N9-C4	5.01	108.40	106.40
27	16	9	G	N1-C6-O6	5.01	122.91	119.90
1	1G	748	C	C6-N1-C2	-5.01	118.30	120.30

Continued on next page...

Continued from previous page...

Mol	Chain	Res	Type	Atoms	Z	Observed(°)	Ideal(°)
26	14	141	A	C5-N7-C8	-5.01	101.40	103.90
26	14	912	C	C2-N3-C4	5.01	122.41	119.90
26	1H	802	A	C4-C5-N7	5.01	113.20	110.70
26	1H	1326	U	N3-C2-O2	-5.01	118.69	122.20
26	14	458	G	O4'-C1'-N9	5.01	112.21	108.20
1	13	827	U	C6-N1-C1'	-5.01	114.19	121.20
26	1H	795	C	C4-C5-C6	5.01	119.90	117.40
26	1H	1334	G	N1-C6-O6	5.01	122.90	119.90
26	1H	1817	G	C4-C5-N7	-5.01	108.80	110.80
1	1G	758	G	C5-C6-O6	-5.01	125.60	128.60
1	1G	1400	C	N3-C2-O2	-5.01	118.39	121.90
26	14	1978	A	N1-C2-N3	5.01	131.80	129.30
1	13	1430	C	C5-C6-N1	-5.00	118.50	121.00
26	1H	2404	C	C6-N1-C2	5.00	122.30	120.30
1	1G	528	C	O4'-C1'-N1	5.00	112.20	108.20
23	2K	16	C	C6-N1-C2	-5.00	118.30	120.30
26	1H	1279	G	O5'-P-OP1	5.00	116.70	110.70
1	1G	232	G	C4-N9-C1'	5.00	133.00	126.50
26	14	973	A	O5'-P-OP1	-5.00	101.20	105.70
1	13	57	G	N3-C4-N9	5.00	129.00	126.00
1	13	802	A	C6-C5-N7	-5.00	128.80	132.30
26	1H	1788	C	C6-N1-C2	-5.00	118.30	120.30
26	1H	2396	G	C8-N9-C1'	5.00	133.50	127.00
29	11	111	LEU	CA-CB-CG	5.00	126.80	115.30
26	14	2243	U	C5-C4-O4	5.00	128.90	125.90

There are no chirality outliers.

All (208) planarity outliers are listed below:

Mol	Chain	Res	Type	Group
29	11	122	ASP	Peptide
29	11	197	GLY	Peptide
29	11	236	GLY	Peptide
29	11	237	GLU	Peptide
29	11	272	ALA	Peptide
29	11	28	GLU	Peptide
29	11	29	PRO	Peptide
2	12	19	HIS	Peptide
2	12	231	GLU	Peptide
2	12	7	VAL	Peptide
38	15	124	ALA	Peptide
38	15	41	ASP	Peptide

Continued on next page...

Continued from previous page...

Mol	Chain	Res	Type	Group
34	18	25	ASP	Peptide
34	18	8	ILE	Peptide
29	19	197	GLY	Peptide
29	19	236	GLY	Peptide
29	19	237	GLU	Peptide
29	19	27	THR	Peptide
29	19	272	ALA	Peptide
29	19	28	GLU	Peptide
2	1E	11	LEU	Peptide
2	1E	19	HIS	Peptide
2	1E	230	VAL	Peptide
2	1E	234	PRO	Peptide
2	1E	236	TYR	Peptide
10	1I	56	HIS	Peptide
30	21	130	GLY	Peptide
30	21	64	LYS	Peptide
30	21	67	PHE	Peptide
30	21	71	GLY	Peptide
30	21	77	ILE	Peptide
30	21	78	LEU	Peptide
3	22	143	GLU	Peptide
34	28	11	GLU	Peptide
34	28	25	ASP	Peptide
30	29	117	MET	Peptide
30	29	132	HIS	Peptide
30	29	201	THR	Peptide
30	29	53	PRO	Peptide
30	29	54	GLN	Peptide
30	29	61	ARG	Peptide
30	29	89	ASP	Peptide
3	2E	166	GLU	Peptide
31	31	12	LEU	Peptide
31	31	198	ALA	Peptide
4	32	152	SER	Peptide
4	32	208	SER	Peptide
4	32	27	TYR	Peptide
4	32	32	ALA	Peptide
40	35	110	TYR	Peptide
40	35	14	LYS	Peptide
40	35	18	ARG	Peptide
40	35	35	HIS	Peptide
40	35	6	LEU	Peptide

Continued on next page...

Continued from previous page...

Mol	Chain	Res	Type	Group
40	35	65	ARG	Peptide
40	35	66	GLY	Peptide
36	38	104	ILE	Peptide
36	38	107	VAL	Peptide
36	38	119	ALA	Peptide
36	38	20	ALA	Peptide
36	38	25	PHE	Peptide
36	38	32	LEU	Peptide
36	38	35	LYS	Peptide
36	38	36	GLU	Peptide
36	38	37	THR	Peptide
36	38	38	HIS	Peptide
36	38	39	ALA	Peptide
36	38	44	LEU	Peptide
36	38	46	GLN	Peptide
36	38	53	VAL	Peptide
36	38	62	ALA	Peptide
36	38	67	GLY	Peptide
36	38	69	PRO	Peptide
36	38	71	LEU	Peptide
36	38	80	VAL	Peptide
36	38	88	ALA	Peptide
36	38	99	SER	Peptide
31	39	24	LEU	Peptide
31	39	25	PRO	Peptide
31	39	26	ALA	Peptide
31	39	27	GLU	Peptide
31	39	89	VAL	Peptide
12	3A	104	VAL	Peptide
12	3A	46	LYS	Peptide
4	3E	82	ALA	Peptide
12	3I	104	VAL	Peptide
12	3I	118	SER	Peptide
12	3I	87	GLY	Peptide
32	41	36	LYS	Peptide
32	41	95	ARG	Peptide
41	45	134	ARG	Peptide
41	45	135	ASP	Peptide
41	45	137	TYR	Peptide
41	45	22	LYS	Peptide
41	45	26	TYR	Peptide
41	45	27	VAL	Peptide

Continued on next page...

Continued from previous page...

Mol	Chain	Res	Type	Group
41	45	30	GLY	Peptide
41	45	80	GLU	Peptide
41	45	82	ARG	Peptide
37	48	108	ALA	Peptide
37	48	114	ASP	Peptide
37	48	119	ASP	Peptide
37	48	120	LEU	Peptide
37	48	137	GLU	Peptide
37	48	143	GLU	Peptide
37	48	37	PHE	Peptide
37	48	50	ASP	Peptide
37	48	62	ASP	Peptide
37	48	85	GLU	Peptide
37	48	90	LYS	Peptide
32	49	106	LEU	Peptide
32	49	116	ASP	Peptide
32	49	4	ASP	Peptide
13	4A	105	THR	Peptide
13	4A	115	LYS	Peptide
13	4A	79	LYS	Peptide
13	4A	83	ASP	Peptide
5	4E	114	GLY	Peptide
33	51	12	PRO	Peptide
33	51	137	ASP	Peptide
33	51	152	ARG	Peptide
33	51	155	SER	Peptide
33	51	168	PRO	Peptide
38	58	56	ASN	Peptide
33	59	100	GLY	Peptide
33	59	125	VAL	Peptide
33	59	151	ILE	Peptide
33	59	168	PRO	Peptide
33	59	83	TYR	Peptide
14	5I	3	ARG	Peptide
35	61	11	ASN	Peptide
35	61	133	HIS	Peptide
35	61	134	PRO	Peptide
35	69	132	PRO	Peptide
44	75	12	SER	Peptide
40	78	11	GLY	Peptide
40	78	115	LEU	Peptide
40	78	14	LYS	Peptide

Continued on next page...

Continued from previous page...

Mol	Chain	Res	Type	Group
40	78	70	GLN	Peptide
45	85	95	LEU	Peptide
45	85	98	LEU	Peptide
9	8E	59	PHE	Peptide
46	95	49	THR	Peptide
46	95	77	ALA	Peptide
46	95	97	LYS	Peptide
46	95	98	GLU	Peptide
18	9I	21	LYS	Peptide
18	9I	33	ASP	Peptide
43	A8	109	GLY	Peptide
19	AA	65	ASN	Peptide
19	AA	9	VAL	Peptide
19	AI	6	LYS	Peptide
19	AI	7	LYS	Peptide
19	AI	78	ARG	Peptide
19	AI	8	GLY	Peptide
20	BA	11	SER	Peptide
20	BA	72	LEU	Peptide
20	BA	73	HIS	Peptide
20	BA	74	LYS	Peptide
20	BI	12	ALA	Peptide
20	BI	94	ALA	Peptide
49	C5	101	LYS	Peptide
49	C5	28	LYS	Peptide
49	C5	42	VAL	Peptide
49	C5	53	PRO	Peptide
49	C5	57	GLN	Peptide
49	C5	58	GLY	Peptide
49	C5	82	PRO	Peptide
49	C5	91	GLU	Peptide
45	C8	75	ASN	Peptide
45	C8	92	ARG	Peptide
45	C8	95	LEU	Peptide
45	C8	96	ALA	Peptide
50	D5	110	GLY	Peptide
50	D5	111	VAL	Peptide
50	D5	12	GLY	Peptide
50	D5	140	ASP	Peptide
50	D5	179	ASP	Peptide
50	D5	190	GLU	Peptide
50	D5	192	ALA	Peptide

Continued on next page...

Continued from previous page...

Mol	Chain	Res	Type	Group
50	D5	52	SER	Peptide
50	D5	60	GLU	Peptide
50	D5	62	PRO	Peptide
46	D8	43	GLU	Peptide
46	D8	49	THR	Peptide
52	F5	53	VAL	Peptide
52	F5	91	LYS	Peptide
48	F8	3	THR	Peptide
53	G5	17	SER	Peptide
53	G5	43	GLN	Peptide
53	G5	45	SER	Peptide
49	G8	101	LYS	Peptide
49	G8	84	ARG	Peptide
49	G8	89	PHE	Peptide
50	H8	158	PRO	Peptide
50	H8	60	GLU	Peptide
52	J8	53	VAL	Peptide
53	K8	17	SER	Peptide
59	M5	35	GLN	Peptide
59	M5	40	GLU	Peptide
59	M5	49	VAL	Peptide
59	M5	51	ALA	Peptide
55	M8	40	HIS	Peptide
55	M8	41	PRO	Peptide
55	M8	44	THR	Peptide
57	O8	31	PRO	Peptide
57	O8	44	ARG	Peptide
59	Q8	35	GLN	Peptide

5.2 Too-close contacts [\(i\)](#)

In the following table, the Non-H and H(model) columns list the number of non-hydrogen atoms and hydrogen atoms in the chain respectively. The H(added) column lists the number of hydrogen atoms added and optimized by MolProbity. The Clashes column lists the number of clashes within the asymmetric unit, whereas Symm-Clashes lists symmetry-related clashes.

Mol	Chain	Non-H	H(model)	H(added)	Clashes	Symm-Clashes
1	13	32497	0	16403	888	0
1	1G	32437	0	16372	860	0
2	12	1924	0	1975	127	0
2	1E	1874	0	1926	113	0
3	22	1533	0	1595	77	0

Continued on next page...

Continued from previous page...

Mol	Chain	Non-H	H(model)	H(added)	Clashes	Symm-Clashes
3	2E	1605	0	1668	55	0
4	32	1702	0	1765	94	0
4	3E	1690	0	1737	83	0
5	42	1155	0	1213	57	0
5	4E	1142	0	1204	50	0
6	52	842	0	857	33	0
6	5E	842	0	857	30	0
7	62	1110	0	1163	67	0
7	6E	1242	0	1286	50	0
8	72	1115	0	1177	54	0
8	7E	1115	0	1177	66	0
9	82	983	0	1006	68	0
9	8E	1000	0	1031	65	0
10	1A	801	0	849	85	0
10	1I	801	0	848	56	0
11	2A	835	0	847	36	0
11	2I	823	0	833	41	0
12	3A	947	0	1033	63	0
12	3I	956	0	1046	58	0
13	4A	887	0	935	66	0
13	4I	936	0	986	52	0
14	5A	466	0	499	29	0
14	5I	499	0	542	36	0
15	6A	729	0	768	31	0
15	6I	729	0	768	26	0
16	7A	705	0	725	26	0
16	7I	700	0	720	54	0
17	8A	823	0	891	34	0
17	8I	834	0	904	61	0
18	9A	544	0	605	21	0
18	9I	544	0	605	36	0
19	AA	481	0	468	28	0
19	AI	643	0	662	33	0
20	BA	757	0	856	47	0
20	BI	751	0	848	56	0
21	1B	208	0	221	21	0
21	1F	208	0	221	9	0
22	1K	1544	0	791	49	0
22	1L	1584	0	811	51	0
23	2K	1646	0	845	40	0
23	2L	1646	0	845	39	0
24	3K	1561	0	796	51	0

Continued on next page...

Continued from previous page...

Mol	Chain	Non-H	H(model)	H(added)	Clashes	Symm-Clashes
24	3L	1581	0	805	63	0
25	4K	462	0	229	11	0
25	4L	374	0	187	10	0
26	14	62347	0	31431	1547	0
26	1H	62351	0	31424	1621	0
27	16	2617	0	1328	74	0
27	1J	2617	0	1328	89	0
28	71	1043	0	1066	44	0
28	79	1010	0	1025	51	0
29	11	2120	0	2196	112	0
29	19	2120	0	2197	103	0
30	21	1558	0	1624	92	0
30	29	1558	0	1624	93	0
31	31	1585	0	1632	85	0
31	39	1610	0	1655	122	0
32	41	1457	0	1514	87	0
32	49	1457	0	1514	83	0
33	51	1312	0	1384	77	0
33	59	1312	0	1384	102	0
34	18	237	0	257	22	0
34	28	237	0	257	21	0
35	61	1131	0	1218	45	0
35	69	1131	0	1218	69	0
36	38	1089	0	1149	108	0
37	48	1047	0	1082	87	0
38	15	1096	0	1168	39	0
38	58	1096	0	1169	59	0
39	25	932	0	996	53	0
39	68	932	0	996	31	0
40	35	1130	0	1217	111	0
40	78	1122	0	1206	95	0
41	45	1099	0	1152	88	0
41	88	1113	0	1157	55	0
42	55	967	0	1033	37	0
42	98	967	0	1033	48	0
43	65	876	0	938	88	0
43	A8	881	0	943	45	0
44	75	1115	0	1169	66	0
44	B8	1132	0	1189	70	0
45	85	963	0	1022	68	0
45	C8	950	0	1011	49	0
46	95	774	0	849	63	0

Continued on next page...

Continued from previous page...

Mol	Chain	Non-H	H(model)	H(added)	Clashes	Symm-Clashes
46	D8	778	0	852	40	1
47	A5	886	0	948	34	0
47	E8	890	0	951	24	0
48	B5	738	0	792	44	0
48	F8	743	0	794	39	0
49	C5	785	0	844	62	0
49	G8	784	0	853	44	0
50	D5	1582	0	1613	79	0
50	H8	1330	0	1360	75	0
51	E5	616	0	633	38	0
51	I8	630	0	640	28	0
52	F5	737	0	813	48	0
52	J8	729	0	802	30	0
53	G5	558	0	610	27	0
53	K8	576	0	628	45	0
54	H5	459	0	512	12	0
54	L8	459	0	512	20	0
55	M8	371	0	372	35	0
56	J5	434	0	454	19	0
56	N8	386	0	402	31	0
57	O8	389	0	404	33	0
58	L5	409	0	454	17	0
58	P8	401	0	436	19	0
59	M5	516	0	582	30	0
59	Q8	516	0	582	36	0
60	11	6	0	0	0	0
60	13	227	0	0	0	0
60	14	607	0	0	0	0
60	16	20	0	0	0	0
60	1G	167	0	0	0	0
60	1H	669	0	0	0	0
60	1J	8	0	0	0	0
60	1K	2	0	0	0	0
60	1L	1	0	0	0	0
60	21	2	0	0	0	0
60	25	2	0	0	0	0
60	29	5	0	0	0	0
60	2A	1	0	0	0	0
60	2K	7	0	0	0	0
60	2L	2	0	0	0	0
60	31	2	0	0	0	0
60	32	2	0	0	0	0

Continued on next page...

Continued from previous page...

Mol	Chain	Non-H	H(model)	H(added)	Clashes	Symm-Clashes
60	35	1	0	0	0	0
60	39	2	0	0	0	0
60	3E	2	0	0	0	0
60	41	1	0	0	0	0
60	45	2	0	0	0	0
60	4K	1	0	0	0	0
60	4L	2	0	0	0	0
60	52	1	0	0	0	0
60	55	2	0	0	0	0
60	5E	2	0	0	0	0
60	6I	1	0	0	0	0
60	75	1	0	0	0	0
60	78	1	0	0	0	0
60	88	4	0	0	0	0
60	98	2	0	0	0	0
60	C5	1	0	0	0	0
60	E5	1	0	0	0	0
60	F5	1	0	0	0	0
60	I8	2	0	0	0	0
60	M5	1	0	0	0	0
60	N8	1	0	0	0	0
60	P8	1	0	0	0	0
60	Q8	1	0	0	0	0
61	32	8	0	0	2	0
61	3E	8	0	0	2	0
62	5A	1	0	0	0	0
62	5I	1	0	0	0	0
63	11	12	0	0	2	0
63	13	544	0	0	91	0
63	14	1520	0	0	275	0
63	15	1	0	0	0	0
63	16	42	0	0	7	0
63	19	12	0	0	4	0
63	1E	1	0	0	0	0
63	1F	1	0	0	0	0
63	1G	397	0	0	60	0
63	1H	1966	0	0	358	2
63	1I	1	0	0	0	0
63	1J	23	0	0	3	0
63	1K	1	0	0	0	0
63	21	9	0	0	2	0
63	25	13	0	0	1	0

Continued on next page...

Continued from previous page...

Mol	Chain	Non-H	H(model)	H(added)	Clashes	Symm-Clashes
63	29	9	0	0	1	0
63	2K	16	0	0	5	0
63	2L	7	0	0	0	0
63	31	8	0	0	0	0
63	32	5	0	0	0	0
63	35	5	0	0	1	0
63	39	8	0	0	1	0
63	3A	2	0	0	0	0
63	3E	1	0	0	0	0
63	3I	5	0	0	0	0
63	42	1	0	0	0	0
63	45	4	0	0	0	0
63	4E	2	0	0	0	0
63	4K	13	0	0	0	0
63	4L	8	0	0	1	0
63	52	4	0	0	1	0
63	58	3	0	0	0	0
63	5A	1	0	0	0	0
63	5I	3	0	0	2	0
63	6A	1	0	0	0	0
63	6I	4	0	0	0	0
63	78	10	0	0	4	0
63	7A	2	0	0	0	0
63	85	4	0	0	0	0
63	88	7	0	0	0	0
63	8E	1	0	0	0	0
63	98	1	0	0	0	0
63	9A	2	0	0	0	0
63	A5	1	0	0	0	0
63	A8	2	0	0	0	0
63	B5	1	0	0	0	0
63	B8	3	0	0	0	0
63	BA	2	0	0	0	0
63	BI	1	0	0	0	0
63	C5	1	0	0	0	0
63	C8	7	0	0	0	1
63	D8	1	0	0	0	0
63	E5	3	0	0	0	0
63	F5	6	0	0	1	0
63	F8	1	0	0	0	0
63	G8	3	0	0	0	0
63	I8	5	0	0	1	0

Continued on next page...

Continued from previous page...

Mol	Chain	Non-H	H(model)	H(added)	Clashes	Symm-Clashes
63	J8	10	0	0	2	0
63	L5	2	0	0	0	0
63	L8	4	0	0	2	0
63	M5	9	0	0	0	0
63	P8	1	0	0	0	0
63	Q8	7	0	0	0	0
All	All	306138	0	202999	9699	2

The all-atom clashscore is defined as the number of clashes found per 1000 atoms (including hydrogen atoms). The all-atom clashscore for this structure is 20.

All (9699) close contacts within the same asymmetric unit are listed below, sorted by their clash magnitude.

Atom-1	Atom-2	Interatomic distance (Å)	Clash overlap (Å)
26:1H:1268:A:OP1	63:1H:3723:HOH:O	1.66	1.12
26:14:1604:C:OP2	63:14:3715:HOH:O	1.65	1.11
26:1H:2032:G:H21	30:21:146:THR:HG23	1.17	1.07
26:1H:2711:A:OP2	63:1H:3724:HOH:O	1.71	1.06
26:14:1603:A:OP1	63:14:3715:HOH:O	1.74	1.05
26:1H:2575:C:OP2	63:1H:3725:HOH:O	1.76	1.04
34:18:17:VAL:HG12	34:18:21:LYS:HE3	1.34	1.04
26:14:2499:C:OP2	63:14:3716:HOH:O	1.76	1.03
26:1H:2714:G:OP2	63:1H:3724:HOH:O	1.76	1.02
34:18:17:VAL:CG1	34:18:21:LYS:HE3	1.89	1.02
26:1H:804:A:OP1	63:1H:3727:HOH:O	1.77	1.02
26:14:576:U:OP1	63:14:3717:HOH:O	1.78	1.01
50:H8:5:LEU:H	50:H8:59:LEU:HA	1.23	1.01
40:35:79:ARG:HG3	40:35:110:TYR:HB2	1.42	1.01
26:1H:751:A:OP1	63:1H:3726:HOH:O	1.76	1.01
26:1H:1061:U:H4'	26:1H:1070:A:H1'	1.39	1.01
26:1H:1056:G:N2	26:1H:1103:A:N7	2.08	1.01
26:1H:2733:A:OP1	63:1H:3729:HOH:O	1.77	1.01
1:1G:1305:G:H22	1:1G:1331:G:H2'	1.25	1.00
10:1A:48:THR:HA	10:1A:62:HIS:HB3	1.42	1.00
26:1H:452:G:OP2	63:1H:3733:HOH:O	1.80	1.00
26:1H:1771:C:HO2'	26:1H:1786:A:H8	1.01	1.00
26:1H:1780:A:OP1	63:1H:3730:HOH:O	1.78	1.00
43:65:20:ARG:NH2	43:65:21:THR:OG1	1.93	1.00
26:1H:2593:U:O4	63:1H:3728:HOH:O	1.77	1.00
1:1G:448:A:OP2	1:1G:485:G:N2	1.94	0.99
26:14:741:G:OP1	63:14:3718:HOH:O	1.79	0.99

Continued on next page...

Continued from previous page...

Atom-1	Atom-2	Interatomic distance (Å)	Clash overlap (Å)
26:1H:2518:A:OP2	63:1H:3732:HOH:O	1.80	0.99
26:1H:1332:G:OP1	63:1H:3731:HOH:O	1.79	0.99
26:14:276:A:HO2'	26:14:277:C:H5	1.09	0.98
26:1H:1614:A:OP1	63:1H:3737:HOH:O	1.82	0.97
45:C8:69:CYS:HG	45:C8:79:PHE:HD2	1.05	0.97
26:14:1359:A:H62	26:14:1372:U:H3	1.03	0.97
26:1H:1265:A:OP2	63:1H:3735:HOH:O	1.81	0.97
26:1H:730:C:OP2	63:1H:3734:HOH:O	1.81	0.97
52:F5:23:LYS:HB3	52:F5:29:GLY:HA3	1.46	0.97
26:14:1394:U:OP1	63:14:3719:HOH:O	1.80	0.97
36:38:104:ILE:HG13	36:38:105:PRO:HD3	1.46	0.97
26:1H:945:A:OP2	63:1H:3736:HOH:O	1.82	0.97
1:1G:1348:U:H3	1:1G:1374:A:H2	1.12	0.97
1:13:1054:C:OP2	63:13:1911:HOH:O	1.81	0.96
26:1H:2573:C:OP1	63:1H:3725:HOH:O	1.81	0.96
26:1H:2615:U:OP1	63:1H:3735:HOH:O	1.84	0.96
15:6A:75:PRO:HB2	15:6A:79:ARG:HH21	1.28	0.96
26:1H:2646:C:OP1	63:1H:3741:HOH:O	1.84	0.95
1:13:963:G:N3	10:1I:55:LYS:NZ	2.13	0.95
26:1H:862:G:OP2	63:1H:3738:HOH:O	1.83	0.95
26:1H:2751:G:N3	33:51:3:ARG:NE	2.15	0.95
26:14:1647:G:OP2	63:14:3720:HOH:O	1.83	0.95
26:1H:929:G:O6	63:1H:3739:HOH:O	1.83	0.95
26:1H:1049:C:H2'	26:1H:1050:A:H5''	1.48	0.95
1:1G:957:U:H1'	1:1G:960:U:H5	1.29	0.95
26:1H:2248:C:OP2	63:1H:3743:HOH:O	1.85	0.94
1:1G:998:G:N2	1:1G:1043:C:N3	2.15	0.94
26:1H:1678:G:N2	26:1H:1989:G:H22	1.66	0.94
26:14:1496:A:H8	26:14:1577:C:HO2'	1.03	0.94
26:1H:1647:G:OP2	63:1H:3742:HOH:O	1.85	0.94
26:14:1614:A:OP1	63:14:3721:HOH:O	1.83	0.94
26:1H:2576:G:OP1	63:1H:3740:HOH:O	1.84	0.94
50:H8:52:SER:O	50:H8:54:HIS:N	2.01	0.94
1:1G:664:G:H22	1:1G:741:G:H1	1.14	0.94
7:62:93:PRO:HD2	7:62:94:ARG:HH21	1.32	0.93
26:1H:607:U:H3	26:1H:621:A:H2	1.14	0.93
26:1H:1899:G:H22	26:1H:1902:C:N4	1.66	0.93
26:1H:2068:U:H3	26:1H:2430:A:H2	1.14	0.93
37:48:132:ARG:HG2	37:48:138:VAL:H	1.33	0.93
26:14:67:U:H3	26:14:74:A:H2	1.15	0.93
26:14:1327:C:OP2	63:14:3724:HOH:O	1.86	0.93

Continued on next page...

Continued from previous page...

Atom-1	Atom-2	Interatomic distance (Å)	Clash overlap (Å)
26:14:1729:A:O2'	26:14:1731:G:N2	2.01	0.93
26:14:739:G:OP1	63:14:3726:HOH:O	1.87	0.92
26:14:787:U:OP1	63:14:3722:HOH:O	1.86	0.92
1:13:963:G:H1	1:13:972:C:H42	1.15	0.92
26:14:2701:C:H3'	26:14:2702:U:H5''	1.49	0.92
26:1H:2592:G:OP1	63:1H:3744:HOH:O	1.87	0.92
26:14:1968:G:OP1	63:14:3725:HOH:O	1.86	0.92
26:14:392:C:OP1	63:14:3723:HOH:O	1.86	0.92
26:1H:1782:C:OP1	63:1H:3730:HOH:O	1.85	0.92
32:41:161:THR:HG22	32:41:163:ALA:H	1.33	0.92
26:14:780:G:H21	26:14:783:A:H62	1.16	0.92
26:14:761:A:N7	63:14:3701:HOH:O	2.04	0.91
1:13:963:G:H21	10:1I:55:LYS:HE2	1.35	0.91
48:F8:3:THR:O	48:F8:5:TYR:N	2.03	0.91
19:AI:40:ILE:HG12	19:AI:41:VAL:HG13	1.53	0.91
51:E5:12:ASN:HA	51:E5:14:ARG:HH21	1.35	0.91
1:1G:516:U:O4	63:1G:1807:HOH:O	1.89	0.91
26:14:847:U:OP2	63:14:3730:HOH:O	1.89	0.91
40:78:63:PRO:HB2	59:Q8:30:ARG:HH21	1.35	0.91
26:14:2685:G:O6	63:14:3728:HOH:O	1.88	0.91
24:3K:23:G:N7	24:3K:47:G:N2	2.16	0.90
1:1G:1128:C:H4'	9:82:16:ARG:HH12	1.35	0.90
26:1H:1059:G:H21	37:48:127:ILE:HD13	1.35	0.90
44:B8:51:ARG:HB2	44:B8:98:LYS:HD3	1.52	0.90
45:85:112:ARG:HH12	46:95:45:THR:HG23	1.37	0.90
36:38:93:LEU:HD13	36:38:126:ALA:HB1	1.52	0.90
26:14:784:A:OP2	63:14:3732:HOH:O	1.90	0.90
21:1B:8:THR:HG21	21:1B:10:ARG:HH21	1.35	0.90
26:14:469:G:OP2	63:14:3729:HOH:O	1.89	0.90
26:14:2448:A:OP2	63:14:3731:HOH:O	1.89	0.90
1:13:877:C:OP1	8:7E:88:LYS:NZ	2.04	0.90
26:1H:1783:A:OP2	63:1H:3745:HOH:O	1.88	0.90
26:14:2583:G:OP2	63:14:3727:HOH:O	1.87	0.90
26:1H:1376:C:OP2	63:1H:3747:HOH:O	1.90	0.90
32:41:112:PRO:HB3	55:M8:37:SER:H	1.35	0.90
26:1H:2791:C:H42	26:1H:2805:G:H1	1.18	0.89
1:1G:533:A:OP1	63:1G:1807:HOH:O	1.90	0.89
2:12:42:ILE:HD11	2:12:202:PRO:HB2	1.54	0.89
26:14:397:G:N7	63:14:3800:HOH:O	2.05	0.89
26:1H:574:C:OP1	63:1H:3746:HOH:O	1.89	0.89
26:1H:847:U:OP2	63:1H:3739:HOH:O	1.89	0.89

Continued on next page...

Continued from previous page...

Atom-1	Atom-2	Interatomic distance (Å)	Clash overlap (Å)
26:1H:31:C:OP1	63:1H:3752:HOH:O	1.90	0.89
26:14:1992:G:N7	63:14:3803:HOH:O	2.05	0.89
1:13:837:G:OP2	1:13:842:C:N4	2.06	0.89
26:1H:1495:A:OP2	63:1H:3748:HOH:O	1.90	0.89
26:1H:1774:C:OP1	63:1H:3753:HOH:O	1.91	0.89
26:14:2415:G:H4'	40:35:67:MET:H	1.37	0.89
26:1H:1570:A:H5'	29:11:37:LEU:HD21	1.54	0.89
1:1G:827:U:H3	1:1G:872:A:H62	1.21	0.89
26:1H:1899:G:H22	26:1H:1902:C:H41	0.91	0.89
7:62:141:VAL:HA	7:62:142:GLU:HB2	1.55	0.89
26:14:1678:G:H22	26:14:1989:G:H22	1.20	0.89
26:1H:860:U:H5	26:1H:917:A:C2	1.90	0.88
34:18:2:ALA:HB2	34:28:21:LYS:HG3	1.55	0.88
26:1H:763:G:OP1	63:1H:3751:HOH:O	1.90	0.88
26:1H:2308:G:H1	26:1H:2311:A:H2	0.92	0.88
26:1H:1616:A:O2'	63:1H:3749:HOH:O	1.90	0.88
26:14:2113:U:H3'	26:14:2114:A:H4'	1.55	0.88
1:13:989:C:H42	1:13:1216:G:H1	1.18	0.88
26:1H:701:G:N7	63:1H:3846:HOH:O	2.07	0.88
26:1H:734:A:OP2	63:1H:3759:HOH:O	1.92	0.88
29:11:26:LYS:HD2	29:11:29:PRO:HG3	1.56	0.88
1:1G:800:G:O6	63:1G:1808:HOH:O	1.90	0.88
4:32:168:ARG:HH11	4:32:169:LYS:H	1.16	0.88
1:13:611:A:H61	1:13:629:G:H1	1.21	0.88
26:14:1352:U:OP1	63:14:3734:HOH:O	1.91	0.88
26:14:1952:A:C6	39:25:22:ILE:HD11	2.09	0.88
26:1H:2701:C:H3'	26:1H:2702:U:H5'	1.56	0.88
26:14:1899:G:H21	26:14:1902:C:H42	1.20	0.88
2:12:166:ASP:HB3	2:12:169:LYS:HB2	1.55	0.87
26:14:386:G:OP1	63:14:3733:HOH:O	1.90	0.87
50:D5:8:TYR:HD1	50:D5:62:PRO:HG3	1.36	0.87
1:13:588:G:OP2	63:13:1912:HOH:O	1.91	0.87
1:13:1182:G:H4'	1:13:1183:A:H5''	1.56	0.87
26:14:2448:A:OP1	63:14:3738:HOH:O	1.93	0.87
26:1H:2502:G:OP2	63:1H:3758:HOH:O	1.92	0.87
26:14:1899:G:H21	26:14:1902:C:N4	1.71	0.87
26:1H:1315:C:OP2	63:1H:3760:HOH:O	1.92	0.87
26:14:517:C:OP1	56:J5:16:ARG:NH2	2.08	0.87
26:1H:674:G:H1'	31:31:74:ARG:HD3	1.57	0.87
26:1H:1520:U:OP2	63:1H:3750:HOH:O	1.90	0.87
26:14:365:C:OP2	63:14:3735:HOH:O	1.92	0.87

Continued on next page...

Continued from previous page...

Atom-1	Atom-2	Interatomic distance (Å)	Clash overlap (Å)
26:1H:2006:C:OP1	63:1H:3723:HOH:O	1.90	0.87
26:14:2589:A:OP1	63:14:3732:HOH:O	1.91	0.87
26:1H:1263:U:O4	63:1H:3757:HOH:O	1.92	0.87
26:1H:1670:C:OP1	63:1H:3755:HOH:O	1.91	0.87
26:1H:1664:A:OP2	63:1H:3756:HOH:O	1.91	0.87
25:4K:23:A:H4'	25:4K:24:A:H5'	1.55	0.86
1:1G:1123:A:H4'	10:1A:36:GLY:HA3	1.56	0.86
26:14:409:C:OP1	63:14:3723:HOH:O	1.93	0.86
26:14:943:U:OP2	63:14:3739:HOH:O	1.93	0.86
26:14:2371:G:O6	63:14:3740:HOH:O	1.93	0.86
49:C5:28:LYS:HG3	49:C5:38:ILE:HG22	1.57	0.86
26:1H:138:G:N2	48:F8:44:GLU:OE2	2.07	0.86
26:14:1658:C:OP1	63:14:3737:HOH:O	1.93	0.86
26:14:2287:A:N6	26:14:2344:U:H3	1.72	0.86
1:13:974:A:OP2	14:5I:41:ARG:NH1	2.08	0.86
9:8E:50:LEU:HD23	9:8E:85:LEU:HD11	1.57	0.86
36:38:54:ALA:HB1	36:38:57:THR:HB	1.55	0.86
26:1H:586:A:OP2	63:1H:3754:HOH:O	1.91	0.86
26:1H:1968:G:OP1	63:1H:3762:HOH:O	1.92	0.86
33:51:4:ILE:HG23	33:51:6:ARG:H	1.38	0.86
26:14:1372:U:OP2	63:14:3744:HOH:O	1.94	0.86
50:D5:52:SER:O	50:D5:54:HIS:N	2.09	0.86
26:1H:2126:A:N6	26:1H:2163:C:O2'	2.08	0.86
50:D5:91:LEU:HD12	50:D5:130:PRO:HG3	1.57	0.86
26:1H:793:A:OP1	63:1H:3761:HOH:O	1.92	0.86
26:14:675:A:OP2	63:14:3736:HOH:O	1.92	0.86
26:1H:1187:G:OP2	63:1H:3764:HOH:O	1.93	0.85
26:14:793:A:OP1	63:14:3745:HOH:O	1.94	0.85
26:14:928:G:N7	63:14:3821:HOH:O	2.08	0.85
26:1H:1665:A:OP2	63:1H:3771:HOH:O	1.94	0.85
26:1H:2005:A:OP1	63:1H:3766:HOH:O	1.93	0.85
26:1H:761:A:OP1	63:1H:3734:HOH:O	1.93	0.85
26:1H:2270:G:OP2	63:1H:3768:HOH:O	1.94	0.85
1:1G:963:G:N3	10:1A:55:LYS:NZ	2.24	0.85
26:14:1019:U:H3	26:14:1142(A):A:H62	1.24	0.85
26:1H:1496:A:H8	26:1H:1577:C:HO2'	0.88	0.85
26:1H:2867:G:OP2	44:B8:119:LYS:NZ	2.09	0.85
20:BA:74:LYS:O	20:BA:76:ALA:N	2.10	0.85
33:59:101:ARG:HG3	33:59:117:PRO:HG3	1.59	0.85
1:13:572:A:OP1	63:13:1914:HOH:O	1.94	0.85
26:1H:732:C:OP2	63:1H:3769:HOH:O	1.94	0.85

Continued on next page...

Continued from previous page...

Atom-1	Atom-2	Interatomic distance (Å)	Clash overlap (Å)
26:1H:2111:C:N4	26:1H:2147:G:O6	2.08	0.85
26:14:2407:G:OP1	63:14:3742:HOH:O	1.93	0.85
26:1H:2061:G:OP1	63:1H:3763:HOH:O	1.92	0.85
49:C5:102:CYS:SG	49:C5:103:GLY:N	2.48	0.85
1:13:970:C:OP2	63:13:1913:HOH:O	1.93	0.85
23:2K:76:C:OP1	63:2K:201:HOH:O	1.95	0.84
36:38:27:VAL:HA	36:38:110:GLY:HA3	1.57	0.84
55:M8:40:HIS:NE2	55:M8:45:GLY:O	2.09	0.84
26:14:1359:A:N6	26:14:1372:U:H3	1.75	0.84
26:1H:2656:U:H3	26:1H:2665:A:H2	1.24	0.84
26:14:974(A):C:OP1	63:14:3747:HOH:O	1.94	0.84
10:1I:48:THR:HA	10:1I:62:HIS:HB3	1.60	0.84
26:14:2503:A:OP1	63:14:3717:HOH:O	1.93	0.84
27:1J:18:G:H1	27:1J:65:C:H42	1.24	0.84
46:95:37:VAL:HG21	46:95:57:VAL:HG12	1.58	0.84
18:9I:22:VAL:HG13	18:9I:42:ARG:HH12	1.42	0.84
1:1G:330:C:O2	63:1G:1809:HOH:O	1.93	0.84
26:14:2837:G:N7	63:14:3835:HOH:O	2.10	0.84
1:13:145:G:H1	1:13:177:C:H42	1.25	0.84
1:1G:572:A:OP2	63:1G:1810:HOH:O	1.94	0.84
1:13:1348:U:H3	1:13:1374:A:H2	1.26	0.84
26:1H:1086:A:H4'	26:1H:1103:A:H61	1.43	0.84
26:1H:1899:G:N2	26:1H:1902:C:H41	1.75	0.84
26:1H:2503:A:OP1	63:1H:3770:HOH:O	1.94	0.84
26:14:1425:G:O6	63:14:3743:HOH:O	1.94	0.84
45:85:92:ARG:HD3	45:85:94:ASN:HB3	1.58	0.84
1:1G:353:A:N7	63:1G:1836:HOH:O	2.11	0.84
26:14:574:C:OP1	63:14:3741:HOH:O	1.93	0.84
26:1H:592:G:H21	59:Q8:4:MET:HE1	1.41	0.84
1:1G:547:A:OP1	63:1G:1811:HOH:O	1.96	0.84
24:3L:18:G:H22	24:3L:56:U:H3	1.26	0.84
26:14:1268:A:OP1	63:14:3748:HOH:O	1.94	0.84
26:14:2088:G:O6	63:14:3751:HOH:O	1.96	0.84
1:13:5:U:OP1	1:13:5:U:H4'	1.78	0.84
26:1H:1639:U:OP1	63:1H:3777:HOH:O	1.96	0.84
26:1H:2819:G:OP1	63:1H:3767:HOH:O	1.94	0.84
28:79:20:TYR:O	28:79:224:ILE:HA	1.77	0.84
26:14:2582:G:OP2	63:14:3753:HOH:O	1.96	0.83
26:1H:733:G:N7	63:1H:3880:HOH:O	2.11	0.83
26:14:2268:A:OP1	63:14:3746:HOH:O	1.94	0.83
35:61:71:ILE:HG23	35:61:72:LEU:HD13	1.60	0.83

Continued on next page...

Continued from previous page...

Atom-1	Atom-2	Interatomic distance (Å)	Clash overlap (Å)
5:42:146:ALA:HB1	5:42:150:ARG:HH21	1.43	0.83
26:1H:1327:C:OP2	63:1H:3765:HOH:O	1.93	0.83
26:1H:2639:A:OP2	63:1H:3772:HOH:O	1.95	0.83
26:1H:620:G:H4'	26:1H:621:A:H5''	1.60	0.83
26:1H:1658:C:OP1	63:1H:3775:HOH:O	1.96	0.83
26:1H:2327:A:H2'	26:1H:2328:A:C8	2.13	0.83
26:14:733:G:OP2	63:14:3750:HOH:O	1.95	0.83
26:1H:120:U:OP2	63:1H:3783:HOH:O	1.97	0.83
26:1H:187:G:N7	63:1H:3869:HOH:O	2.09	0.83
26:1H:574:C:OP2	63:1H:3782:HOH:O	1.97	0.83
26:1H:1632:A:OP2	63:1H:3787:HOH:O	1.97	0.83
26:14:1265:A:OP2	63:14:3749:HOH:O	1.95	0.83
26:14:2126:A:H1'	26:14:2127:G:H5''	1.60	0.83
2:1E:69:LEU:HD23	2:1E:159:PRO:HG3	1.59	0.83
26:1H:1696:G:OP2	63:1H:3774:HOH:O	1.96	0.83
26:1H:2016:U:OP1	63:1H:3786:HOH:O	1.97	0.83
37:48:111:LYS:HE2	37:48:127:ILE:HG13	1.58	0.83
1:1G:973:G:N3	10:1A:55:LYS:HE2	1.93	0.83
7:6E:122:HIS:HA	7:6E:125:MET:HE2	1.61	0.83
26:1H:2287:A:N6	26:1H:2344:U:H3	1.77	0.83
39:68:35:VAL:HG11	39:68:103:ALA:HB3	1.59	0.83
26:14:141:A:H8	26:14:1595:G:H21	1.26	0.83
1:13:601:C:H2'	1:13:602:A:H8	1.42	0.83
1:13:1329:A:H5'	13:4I:29:ARG:HD2	1.59	0.83
26:1H:662:G:H5'	40:78:15:ARG:HA	1.58	0.83
26:1H:2588:G:OP1	63:1H:3781:HOH:O	1.96	0.83
1:1G:588:G:H1	1:1G:651:C:H42	1.22	0.83
26:14:90:U:O4'	63:14:3755:HOH:O	1.97	0.83
26:14:364:C:OP2	63:14:3754:HOH:O	1.96	0.83
27:16:58:A:OP2	63:16:302:HOH:O	1.95	0.83
1:1G:1273:G:H3'	1:1G:1274:G:H8	1.44	0.83
26:14:1022:G:O2'	26:14:1023:U:OP2	1.97	0.83
29:19:255:LYS:HZ2	29:19:255:LYS:H	1.24	0.83
1:13:975:A:H4'	1:13:976:G:H5''	1.61	0.82
11:2I:22:HIS:HB3	11:2I:29:ILE:HG23	1.61	0.82
26:1H:1249:U:N3	63:1H:3849:HOH:O	2.07	0.82
26:1H:2079:U:O4	63:1H:3785:HOH:O	1.97	0.82
26:14:784:A:OP1	63:14:3756:HOH:O	1.97	0.82
35:69:117:GLU:HG2	35:69:118:LYS:HE2	1.60	0.82
26:1H:1828:G:OP1	63:1H:3778:HOH:O	1.96	0.82
41:45:10:ARG:HA	41:45:10:ARG:HH11	1.44	0.82

Continued on next page...

Continued from previous page...

Atom-1	Atom-2	Interatomic distance (Å)	Clash overlap (Å)
19:AI:41:VAL:HG12	19:AI:44:MET:HB3	1.61	0.82
26:1H:1345:C:OP2	63:1H:3780:HOH:O	1.97	0.82
26:1H:2837:G:N7	63:1H:3876:HOH:O	2.10	0.82
27:16:81:G:OP2	63:16:303:HOH:O	1.96	0.82
29:11:29:PRO:O	29:11:30:GLU:HG2	1.79	0.82
35:61:9:LEU:HD21	35:61:35:LEU:HD12	1.61	0.82
26:1H:1664:A:OP1	63:1H:3771:HOH:O	1.97	0.82
26:1H:2196:C:OP2	63:1H:3776:HOH:O	1.96	0.82
1:1G:1342:C:H4'	9:82:125:TYR:HB2	1.61	0.82
26:14:2592:G:OP1	63:14:3725:HOH:O	1.96	0.82
7:6E:111:ARG:NH1	7:6E:113:GLU:OE2	2.12	0.82
2:12:77:ALA:HB2	2:12:211:ILE:HD13	1.61	0.82
3:22:112:SER:HB3	3:22:115:LEU:HB2	1.62	0.82
31:39:181:LEU:HD21	31:39:186:ILE:HD11	1.61	0.82
42:55:33:ARG:HG3	42:55:115:GLU:HB3	1.61	0.82
26:1H:563:G:OP2	63:1H:3773:HOH:O	1.95	0.82
40:35:39:LYS:HD2	40:35:45:LEU:HD21	1.62	0.82
31:31:101:LEU:HD23	31:31:102:PRO:HD2	1.61	0.82
26:14:1332:G:C8	26:14:1332:G:H5'	2.14	0.82
1:13:200:G:H1	1:13:217:C:H42	1.27	0.82
2:12:185:ILE:HG22	2:12:199:TYR:HB2	1.62	0.82
26:14:1970:A:OP1	63:14:3757:HOH:O	1.97	0.82
26:14:2016:U:OP1	63:14:3752:HOH:O	1.96	0.82
63:2K:201:HOH:O	26:1H:2602:A:OP1	1.98	0.82
26:1H:326:G:N7	63:1H:3901:HOH:O	2.13	0.82
26:14:660:G:H21	40:35:12:ALA:HA	1.44	0.82
31:39:188:ARG:HA	40:35:3:LEU:HD11	1.61	0.82
1:1G:1221:G:OP1	1:1G:1321:C:N4	2.13	0.81
26:14:2807:G:N2	26:14:2893:G:N7	2.27	0.81
14:5I:18:VAL:O	63:5I:201:HOH:O	1.96	0.81
26:1H:2469:A:H2	26:1H:2481:G:H21	1.26	0.81
1:1G:975:A:H4'	1:1G:976:G:H5''	1.61	0.81
26:14:1945:G:OP1	63:14:3758:HOH:O	1.98	0.81
1:13:766:A:OP2	63:13:1916:HOH:O	1.96	0.81
17:8I:22:LEU:HD11	17:8I:39:SER:HB3	1.62	0.81
26:1H:1383:C:O2	63:1H:3789:HOH:O	1.98	0.81
26:1H:2548:G:N7	63:1H:3903:HOH:O	2.13	0.81
1:1G:125:U:O4	63:1G:1813:HOH:O	1.98	0.81
20:BA:67:ALA:HA	20:BA:73:HIS:H	1.44	0.81
52:F5:91:LYS:O	52:F5:93:GLU:N	2.13	0.81
26:1H:1346:G:OP2	63:1H:3780:HOH:O	1.96	0.81

Continued on next page...

Continued from previous page...

Atom-1	Atom-2	Interatomic distance (Å)	Clash overlap (Å)
26:1H:2249:U:O4	63:1H:3743:HOH:O	1.97	0.81
1:1G:1028:C:H42	1:1G:1033:G:H1	1.28	0.81
26:14:601:C:OP1	31:39:108:LYS:NZ	2.13	0.81
2:1E:121:LEU:O	2:1E:139:LYS:NZ	2.13	0.81
26:1H:676:A:H8	26:1H:2069:G:H21	1.29	0.81
41:45:86:GLY:O	41:45:88:GLY:N	2.12	0.81
26:1H:249:C:OP1	63:1H:3795:HOH:O	1.99	0.81
26:1H:802:A:OP1	63:1H:3791:HOH:O	1.98	0.81
26:1H:1076:C:H2'	26:1H:1077:A:H5''	1.63	0.81
50:H8:6:LYS:N	50:H8:59:LEU:O	2.14	0.81
9:8E:45:ALA:O	9:8E:78:LYS:NZ	2.14	0.81
26:1H:1342:A:OP2	63:1H:3796:HOH:O	1.99	0.81
26:1H:2582:G:OP2	63:1H:3793:HOH:O	1.98	0.81
26:14:1357:U:O4	63:14:3767:HOH:O	1.99	0.81
26:14:2239:G:OP2	63:14:3759:HOH:O	1.98	0.81
24:3K:8:U:N3	24:3K:14:A:N7	2.29	0.81
26:1H:192:C:N3	63:1H:3890:HOH:O	2.12	0.81
26:1H:784:A:OP1	63:1H:3799:HOH:O	1.99	0.81
1:1G:1021:G:H2'	1:1G:1022:G:H8	1.45	0.81
32:49:5:VAL:HG12	32:49:7:LEU:H	1.45	0.81
26:1H:1633:G:O6	63:1H:3779:HOH:O	1.96	0.81
10:1A:33:GLN:HG3	10:1A:75:ILE:HG12	1.63	0.81
29:19:255:LYS:H	29:19:255:LYS:NZ	1.79	0.81
2:1E:80:ILE:HG12	2:1E:212:GLN:HB2	1.61	0.80
26:1H:147:U:O4	63:1H:3794:HOH:O	1.98	0.80
26:1H:801:G:OP2	63:1H:3784:HOH:O	1.97	0.80
26:1H:1349:A:OP1	63:1H:3788:HOH:O	1.98	0.80
52:J8:93:GLU:H	52:J8:94:LEU:HA	1.43	0.80
26:14:275:G:N2	26:14:276:A:N7	2.28	0.80
26:1H:1077:A:H3'	26:1H:1078:U:C5'	2.11	0.80
26:14:543:C:H42	26:14:550:G:H1	1.29	0.80
26:1H:1778:U:H2'	26:1H:1784:A:N6	1.95	0.80
26:1H:2577:A:OP1	63:1H:3792:HOH:O	1.98	0.80
24:3L:8:U:O2	24:3L:13:C:N4	2.12	0.80
29:19:69:ARG:NH2	29:19:128:GLY:O	2.14	0.80
20:BI:89:ARG:HD2	20:BI:104:LEU:HD21	1.62	0.80
26:1H:963:U:OP1	63:1H:3790:HOH:O	1.98	0.80
26:1H:1187:G:N7	63:1H:3905:HOH:O	2.13	0.80
26:14:399:G:OP2	63:14:3763:HOH:O	1.99	0.80
26:14:2681:C:H5	26:14:2725:A:H62	1.26	0.80
1:13:1305:G:H21	1:13:1331:G:H2'	1.46	0.80

Continued on next page...

Continued from previous page...

Atom-1	Atom-2	Interatomic distance (Å)	Clash overlap (Å)
44:75:55:ASN:H	44:75:59:THR:HG22	1.47	0.80
1:13:270:A:OP2	63:13:1917:HOH:O	2.00	0.80
24:3K:60:A:OP2	24:3K:60:A:H4'	1.82	0.80
26:14:249:C:OP1	63:14:3762:HOH:O	1.98	0.80
26:1H:948:G:O6	63:1H:3797:HOH:O	1.99	0.80
26:1H:1314:C:OP1	63:1H:3760:HOH:O	1.98	0.80
26:1H:2134:A:O2'	26:1H:2159:G:N2	2.15	0.80
1:13:448:A:OP2	1:13:485:G:N2	2.15	0.80
1:1G:1295:G:O2'	13:4A:14:ARG:NH1	2.14	0.80
26:1H:1496:A:H8	26:1H:1577:C:O2'	1.63	0.80
30:21:39:PRO:HD3	30:21:45:THR:HG22	1.63	0.80
1:1G:1147:C:O2	9:82:16:ARG:NH1	2.14	0.80
1:13:838:G:H1	1:13:848:C:N4	1.80	0.80
1:13:1256:A:N6	1:13:1278:U:OP2	2.14	0.80
26:1H:780:G:H21	26:1H:783:A:H62	1.28	0.80
1:1G:766:A:OP2	63:1G:1812:HOH:O	1.98	0.80
2:12:20:GLU:HG3	2:12:191:ASP:HB2	1.63	0.80
26:14:1209:G:OP2	63:14:3761:HOH:O	1.98	0.80
26:14:1828:G:OP2	63:14:3764:HOH:O	1.99	0.80
26:14:2593:U:O4	63:14:3712:HOH:O	2.00	0.80
18:9I:22:VAL:O	18:9I:42:ARG:NH2	2.16	0.79
26:1H:2533:A:OP2	63:1H:3804:HOH:O	2.00	0.79
1:1G:976:G:N2	1:1G:1362(A):C:OP2	2.10	0.79
1:1G:1281:U:OP2	1:1G:1282:C:N4	2.15	0.79
26:14:2518:A:OP2	63:14:3769:HOH:O	2.00	0.79
30:21:181:LEU:HD21	44:B8:6:LEU:HD12	1.63	0.79
1:1G:780:A:OP2	63:1G:1815:HOH:O	1.99	0.79
51:E5:53:MET:HG3	51:E5:59:LEU:HD23	1.64	0.79
4:3E:64:LEU:HD22	4:3E:198:VAL:HG11	1.65	0.79
26:1H:1021:A:H62	26:1H:1141:U:H3	1.27	0.79
26:1H:1083:U:OP1	36:38:47:ASN:ND2	2.16	0.79
36:38:138:LEU:HD21	34:28:26:ALA:HB2	1.63	0.79
1:1G:1402:C:OP2	63:1G:1816:HOH:O	1.99	0.79
26:14:879:G:O6	26:14:898:C:N4	2.16	0.79
26:14:1247:A:OP1	31:39:95:ARG:NH2	2.16	0.79
26:14:2447:G:H3'	63:14:3820:HOH:O	1.82	0.79
26:14:800:A:OP1	63:14:3760:HOH:O	1.98	0.79
26:1H:839:U:OP2	63:1H:3807:HOH:O	2.01	0.79
26:1H:910:A:H62	41:88:12:GLN:HA	1.48	0.79
1:1G:9:G:OP2	5:42:121:LYS:NZ	2.14	0.79
1:13:730:G:OP1	63:13:1918:HOH:O	2.01	0.79

Continued on next page...

Continued from previous page...

Atom-1	Atom-2	Interatomic distance (Å)	Clash overlap (Å)
22:1K:24:A:H2'	22:1K:25:G:H8	1.46	0.79
26:1H:453:C:OP1	63:1H:3800:HOH:O	1.99	0.79
26:1H:760:G:OP1	63:1H:3798:HOH:O	1.99	0.79
26:1H:2140:C:H42	26:1H:2151:G:H1	1.27	0.79
29:11:242:ARG:O	63:11:402:HOH:O	2.00	0.79
1:1G:411:A:H62	1:1G:413:G:H21	1.30	0.79
1:1G:1125:U:O4	10:1A:5:ARG:NH1	2.16	0.79
40:78:15:ARG:HB3	40:78:15:ARG:HH11	1.48	0.79
26:1H:2250:G:O5'	63:1H:3802:HOH:O	2.00	0.79
19:AA:45:VAL:HG12	19:AA:67:VAL:HG21	1.63	0.79
26:14:929:G:O6	63:14:3730:HOH:O	2.00	0.79
1:1G:576:G:OP1	63:1G:1818:HOH:O	2.00	0.79
10:1A:78:ASN:HB2	10:1A:81:THR:H	1.48	0.79
26:14:240:G:O6	63:14:3765:HOH:O	1.99	0.79
26:14:1278:A:N7	63:14:3864:HOH:O	2.16	0.79
40:35:97:PRO:HG3	40:35:112:LEU:HD12	1.64	0.79
1:13:1502:A:H2	1:13:1505:G:H1	1.31	0.78
26:1H:1858:G:O6	63:1H:3805:HOH:O	2.00	0.78
51:18:11:ARG:O	51:18:14:ARG:NH2	2.16	0.78
26:14:49:A:H4'	26:14:50:U:H5''	1.63	0.78
26:1H:2164:C:OP2	26:1H:2166:G:N2	2.16	0.78
1:1G:353:A:OP1	63:1G:1817:HOH:O	2.00	0.78
26:14:2830:G:O6	63:14:3773:HOH:O	2.01	0.78
26:1H:1156:A:OP2	63:1H:3801:HOH:O	2.00	0.78
48:F8:8:ILE:HD11	48:F8:43:VAL:HG22	1.65	0.78
7:62:113:GLU:HB2	7:62:119:ARG:HG2	1.66	0.78
26:1H:1113:U:OP1	33:51:2:SER:N	2.16	0.78
26:14:802:A:OP1	63:14:3768:HOH:O	2.00	0.78
44:75:56:GLY:O	44:75:59:THR:HG23	1.83	0.78
50:D5:146:ILE:HA	50:D5:174:VAL:HB	1.64	0.78
20:BI:53:LEU:HB3	20:BI:57:ARG:HH12	1.45	0.78
30:21:82:ARG:O	30:21:84:PHE:N	2.15	0.78
1:1G:768:A:OP2	63:1G:1820:HOH:O	2.01	0.78
59:M5:33:ASN:O	59:M5:35:GLN:N	2.15	0.78
1:13:859:A:H2'	1:13:860:A:H8	1.46	0.78
26:1H:770:G:N7	63:1H:3939:HOH:O	2.17	0.78
26:1H:2577:A:H5''	26:1H:2578:G:H5'	1.65	0.78
44:B8:62:THR:HG22	44:B8:75:ILE:HG13	1.64	0.78
44:B8:77:PRO:HG2	44:B8:80:SER:HB2	1.65	0.78
1:1G:992:U:H3	1:1G:1044:A:H62	1.32	0.78
1:13:153:C:H42	1:13:168:G:H1	1.32	0.78

Continued on next page...

Continued from previous page...

Atom-1	Atom-2	Interatomic distance (Å)	Clash overlap (Å)
2:1E:174:VAL:HG13	2:1E:184:VAL:HG11	1.64	0.78
26:1H:1199:U:OP1	63:1H:3809:HOH:O	2.01	0.78
26:1H:1650:G:O6	63:1H:3811:HOH:O	2.01	0.78
1:1G:673:G:H2'	1:1G:674:G:C8	2.19	0.78
26:14:1056:G:H4'	26:14:1086:A:H1'	1.66	0.78
26:14:248:G:OP1	63:14:3771:HOH:O	2.01	0.78
26:14:1300:U:O4	63:14:3766:HOH:O	1.99	0.78
26:14:2098:U:N3	26:14:2191:G:O6	2.16	0.78
26:14:2736:G:O6	63:14:3776:HOH:O	2.01	0.78
26:1H:2885:C:OP2	63:1H:3803:HOH:O	2.00	0.78
26:14:528:A:OP2	38:15:114:ARG:NH1	2.16	0.78
26:1H:1689:A:H62	26:1H:1698:A:H2	1.31	0.78
33:51:137:ASP:OD1	33:51:138:LYS:N	2.15	0.78
53:K8:15:LYS:H	53:K8:67:LYS:HE2	1.48	0.78
1:1G:943:U:H1'	9:82:124:GLN:HE22	1.49	0.78
26:14:819:A:OP2	26:14:1187:G:N2	2.16	0.78
33:59:41:MET:HB3	33:59:54:ARG:HA	1.66	0.78
1:13:838:G:H1	1:13:848:C:H42	1.32	0.77
11:2I:32:ILE:HD11	11:2I:68:ALA:HB1	1.64	0.77
12:3I:62:SER:HB2	12:3I:64:TYR:HD1	1.49	0.77
26:1H:142:G:H1'	48:F8:37:THR:HG21	1.64	0.77
26:1H:818:G:OP2	63:1H:3812:HOH:O	2.02	0.77
50:H8:80:ARG:HG3	50:H8:82:ARG:HG2	1.64	0.77
1:1G:315:A:OP1	63:1G:1822:HOH:O	2.02	0.77
1:1G:1026:G:O6	1:1G:1036:G:N2	2.17	0.77
49:C5:8:LYS:HD3	49:C5:97:ARG:HH12	1.48	0.77
26:1H:1728:G:H8	26:1H:1732:A:H62	1.31	0.77
38:58:70:LYS:HE3	38:58:72:TYR:HE1	1.49	0.77
26:14:1900:A:OP2	63:14:3770:HOH:O	2.01	0.77
27:1J:80:U:H2'	27:1J:81:G:H21	1.49	0.77
44:75:108:ARG:HA	44:75:111:ARG:HG3	1.65	0.77
7:62:71:PRO:HD3	7:62:103:TRP:HZ3	1.48	0.77
26:14:252:G:OP2	40:35:50:ARG:NH2	2.17	0.77
26:14:958:U:OP2	41:45:14:ARG:NH1	2.17	0.77
26:14:1776:G:OP2	63:14:3785:HOH:O	2.03	0.77
39:25:13:ASN:HD21	39:25:97:ARG:H	1.32	0.77
1:13:1007:C:O2	1:13:1022:G:N2	2.17	0.77
1:13:1165:C:O2	1:13:1171:G:N2	2.16	0.77
2:1E:68:ILE:HG13	2:1E:161:ALA:HB3	1.65	0.77
26:1H:1416:G:HO2'	26:1H:1417:C:H6	1.33	0.77
26:1H:2287:A:H62	26:1H:2344:U:H3	1.30	0.77

Continued on next page...

Continued from previous page...

Atom-1	Atom-2	Interatomic distance (Å)	Clash overlap (Å)
30:21:105:THR:OG1	30:21:199:ARG:NH2	2.18	0.77
1:13:1127:G:H2'	1:13:1128:C:C2	2.20	0.77
26:1H:450:G:OP2	63:1H:3808:HOH:O	2.01	0.77
1:1G:573:A:OP2	63:1G:1819:HOH:O	2.01	0.77
2:12:63:MET:HG3	2:12:225:ALA:HB1	1.66	0.77
24:3L:18:G:H21	24:3L:59:A:H5'	1.49	0.77
26:14:1263:U:OP2	63:14:3772:HOH:O	2.01	0.77
26:14:2302:G:N2	26:14:2314:C:O2	2.18	0.77
1:13:768:A:OP2	63:13:1919:HOH:O	2.02	0.77
26:1H:578:A:OP2	63:1H:3810:HOH:O	2.01	0.77
26:1H:947:G:O6	63:1H:3813:HOH:O	2.02	0.77
26:1H:2396:G:H5''	52:J8:25:LYS:HE2	1.67	0.77
26:14:751:A:OP1	63:14:3784:HOH:O	2.03	0.77
38:15:42:TRP:O	45:85:64:ARG:NH2	2.17	0.77
26:1H:1779:U:H2'	63:1H:4061:HOH:O	1.83	0.77
31:31:6:VAL:N	31:31:24:LEU:O	2.18	0.77
1:1G:1264:C:N4	1:1G:1271:G:O6	2.17	0.77
1:13:564:C:H5''	63:13:2006:HOH:O	1.84	0.77
15:6I:16:ALA:HB1	15:6I:21:ASP:HB3	1.66	0.77
26:1H:2419:U:O4	63:1H:3815:HOH:O	2.03	0.77
45:C8:92:ARG:CZ	46:D8:11:GLN:H	1.97	0.77
1:1G:1021:G:H2'	1:1G:1022:G:C8	2.20	0.77
1:1G:1316:G:N2	1:1G:1319:A:H5''	2.00	0.77
1:1G:1505:G:OP1	63:1G:1821:HOH:O	2.01	0.77
26:14:404:C:OP1	63:14:3783:HOH:O	2.02	0.77
20:BI:71:THR:HG22	20:BI:72:LEU:H	1.50	0.77
26:1H:567:A:OP1	63:1H:3817:HOH:O	2.03	0.77
2:12:47:THR:HA	2:12:202:PRO:HG2	1.66	0.77
26:14:411:G:OP1	63:14:3742:HOH:O	2.03	0.77
26:14:790:C:O5'	63:14:3778:HOH:O	2.02	0.77
26:14:1021:A:H62	26:14:1141:U:H3	1.30	0.77
26:14:1898:U:O4	63:14:3786:HOH:O	2.03	0.77
26:14:2357:U:OP1	51:E5:20:ARG:NH1	2.17	0.77
59:M5:33:ASN:OD1	59:M5:36:LYS:NZ	2.18	0.77
26:1H:810:U:OP1	63:1H:3709:HOH:O	2.01	0.77
1:1G:1162:C:H42	1:1G:1174:G:H1	1.33	0.77
26:14:1614:A:OP1	63:14:3789:HOH:O	2.03	0.77
1:13:1526:G:O3'	63:13:1921:HOH:O	2.02	0.76
23:2K:55:5MU:O4	63:2K:202:HOH:O	2.02	0.76
26:1H:1287:A:N7	42:98:107:ASP:HB2	2.00	0.76
26:1H:1388:G:H2'	26:1H:1389:G:H8	1.47	0.76

Continued on next page...

Continued from previous page...

Atom-1	Atom-2	Interatomic distance (Å)	Clash overlap (Å)
30:21:77:ILE:O	30:21:79:ARG:N	2.18	0.76
35:61:68:LEU:HA	35:61:71:ILE:HG22	1.66	0.76
38:58:9:VAL:HG21	38:58:39:ARG:HH12	1.49	0.76
1:13:352:C:OP2	63:13:1924:HOH:O	2.04	0.76
1:13:503:C:OP2	12:3I:116:SER:OG	2.02	0.76
13:4I:91:ARG:HB2	13:4I:98:VAL:HG12	1.67	0.76
26:1H:2588:G:OP1	63:1H:3806:HOH:O	2.01	0.76
45:C8:92:ARG:NH1	46:D8:11:GLN:O	2.18	0.76
1:1G:536:C:OP2	63:1G:1823:HOH:O	2.03	0.76
6:52:5:GLU:OE2	63:52:301:HOH:O	2.03	0.76
26:14:409:C:O2	63:14:3781:HOH:O	2.02	0.76
26:14:2588:G:OP1	63:14:3777:HOH:O	2.02	0.76
1:13:446:G:H1	1:13:488:C:H42	1.31	0.76
22:1K:7:G:H3'	22:1K:8:4SU:H5'	1.67	0.76
26:1H:192:C:OP2	63:1H:3814:HOH:O	2.02	0.76
26:1H:363(B):G:H2'	26:1H:363(C):G:H8	1.49	0.76
1:1G:1007:C:O2	1:1G:1023:G:N2	2.18	0.76
26:14:574:C:OP2	63:14:3792:HOH:O	2.03	0.76
26:14:1314:C:OP1	63:14:3779:HOH:O	2.02	0.76
26:14:1332:G:H5'	26:14:1332:G:H8	1.49	0.76
26:14:1774:C:OP1	63:14:3774:HOH:O	2.01	0.76
31:39:28:ILE:HA	31:39:112:MET:HG2	1.68	0.76
26:1H:2447:G:O5'	63:1H:3822:HOH:O	2.04	0.76
35:61:78:THR:HA	35:61:141:LYS:HB2	1.68	0.76
5:42:75:THR:OG1	5:42:117:ASP:O	2.02	0.76
1:13:504:C:OP1	63:13:1922:HOH:O	2.03	0.76
26:1H:270(E):G:H1	26:1H:270(U):C:H42	1.33	0.76
42:98:67:LEU:HD22	42:98:76:VAL:HG21	1.68	0.76
26:14:725:G:OP2	63:14:3782:HOH:O	2.02	0.76
41:45:88:GLY:O	41:45:89:ASN:ND2	2.18	0.76
26:1H:2574:G:OP1	63:1H:3725:HOH:O	2.03	0.76
24:3L:46:G:O2'	24:3L:47:G:H5'	1.85	0.76
30:29:70:ALA:O	30:29:72:VAL:N	2.17	0.76
1:13:803:G:OP1	63:13:1925:HOH:O	2.04	0.76
1:13:1178:G:H5''	9:8E:93:ARG:HH22	1.50	0.76
26:1H:585:G:OP2	63:1H:3823:HOH:O	2.04	0.76
26:1H:1658:C:OP1	63:1H:3819:HOH:O	2.03	0.76
26:14:1209:G:O6	63:14:3790:HOH:O	2.03	0.76
35:69:41:GLU:HA	35:69:44:LEU:HB2	1.67	0.76
49:C5:51:VAL:HG12	49:C5:57:GLN:HG3	1.66	0.76
26:1H:270(K):C:O2	26:1H:270(N):G:N1	2.18	0.76

Continued on next page...

Continued from previous page...

Atom-1	Atom-2	Interatomic distance (Å)	Clash overlap (Å)
27:16:31:C:O2	27:16:53:A:N6	2.19	0.76
31:31:198:ALA:HA	31:31:201:VAL:HG12	1.68	0.76
11:2A:98:LEU:O	11:2A:101:SER:OG	2.04	0.76
26:14:2615:U:OP2	63:14:3791:HOH:O	2.03	0.76
26:14:2652:C:H42	26:14:2668:G:H1	1.34	0.76
17:8I:48:GLU:O	17:8I:50:LYS:N	2.18	0.76
47:E8:18:ARG:HD3	47:E8:76:VAL:HG13	1.68	0.76
51:I8:14:ARG:NH1	63:I8:201:HOH:O	2.18	0.76
54:L8:12:PRO:O	54:L8:20:LYS:NZ	2.19	0.76
23:2L:24:C:H2'	23:2L:25:U:C6	2.21	0.76
26:14:676:A:H8	26:14:2069:G:H21	1.34	0.76
26:14:2520:C:H41	26:14:2542:A:H62	1.34	0.76
3:2E:58:GLU:HB2	3:2E:65:ALA:HB3	1.68	0.76
26:1H:2312:U:H5'	32:41:88:ILE:HD12	1.68	0.76
20:BA:56:MET:HG3	20:BA:88:VAL:HG21	1.67	0.76
26:14:1329:U:H5''	26:14:1330:C:H5	1.49	0.76
7:6E:62:PHE:HA	7:6E:124:LEU:HD21	1.68	0.75
9:82:112:LYS:HA	9:82:119:ALA:HB2	1.67	0.75
26:14:2270:G:OP2	63:14:3794:HOH:O	2.04	0.75
2:1E:32:ILE:HD13	2:1E:40:HIS:HB3	1.67	0.75
26:1H:926:A:N7	63:1H:3947:HOH:O	2.17	0.75
32:41:173:LEU:HB3	32:41:178:PHE:CD2	2.21	0.75
10:1A:3:LYS:N	10:1A:74:ILE:O	2.19	0.75
26:14:2268:A:OP1	63:14:3788:HOH:O	2.03	0.75
31:39:123:LEU:O	31:39:125:LEU:N	2.15	0.75
1:13:1385:G:N7	63:13:1961:HOH:O	2.20	0.75
26:1H:1269:A:N7	63:1H:3955:HOH:O	2.19	0.75
26:1H:1479:G:N7	26:1H:1510:A:N6	2.35	0.75
1:1G:438:G:OP1	63:1G:1826:HOH:O	2.04	0.75
1:1G:1262:C:H42	1:1G:1273:G:H1	1.34	0.75
26:1H:2139:C:N4	26:1H:2152:G:O6	2.18	0.75
27:16:15:A:H5'	27:16:16:G:C8	2.22	0.75
28:71:29:VAL:HG21	28:71:185:LEU:HG	1.69	0.75
1:1G:957:U:H1'	1:1G:960:U:C5	2.19	0.75
19:AA:41:VAL:HG23	19:AA:44:MET:HB2	1.69	0.75
26:14:5:A:N6	26:14:2629:A:O2'	2.20	0.75
26:14:2785:C:O2'	30:29:64:LYS:NZ	2.20	0.75
1:13:130:A:OP2	17:8I:63:ARG:NH2	2.19	0.75
26:1H:373:U:OP2	63:1H:3827:HOH:O	2.05	0.75
26:1H:511:U:OP2	63:1H:3821:HOH:O	2.04	0.75
7:62:68:ASN:ND2	7:62:127:ALA:O	2.19	0.75

Continued on next page...

Continued from previous page...

Atom-1	Atom-2	Interatomic distance (Å)	Clash overlap (Å)
26:14:2782:G:OP2	63:14:3795:HOH:O	2.04	0.75
52:F5:91:LYS:HE2	52:F5:91:LYS:HA	1.69	0.75
26:1H:2308:G:N1	26:1H:2311:A:H2	1.78	0.75
10:1A:24:VAL:HG21	10:1A:37:PRO:HG3	1.67	0.75
26:14:1298:C:OP2	63:14:3780:HOH:O	2.02	0.75
26:14:1417:C:OP2	63:14:3799:HOH:O	2.05	0.75
26:14:2006:C:OP1	63:14:3748:HOH:O	2.04	0.75
26:1H:275:G:N2	26:1H:276:A:N7	2.33	0.75
36:38:70:GLU:HB3	36:38:71:LEU:HG	1.67	0.75
26:14:563:G:OP2	63:14:3797:HOH:O	2.04	0.75
30:29:36:ARG:HH22	30:29:88:GLY:HA2	1.51	0.75
33:59:87:LEU:HD22	33:59:162:ILE:HG22	1.68	0.75
50:D5:51:ALA:HB1	50:D5:57:ILE:HD11	1.68	0.75
1:13:564:C:OP2	63:13:1923:HOH:O	2.04	0.75
5:4E:65:ASN:OD1	5:4E:140:ARG:NH2	2.20	0.75
26:1H:2850:A:OP2	63:1H:3830:HOH:O	2.05	0.75
1:1G:560:U:OP2	63:1G:1825:HOH:O	2.03	0.75
26:14:1959:G:N7	63:14:3883:HOH:O	2.19	0.75
26:14:2028:U:O4	63:14:3775:HOH:O	2.01	0.75
1:13:1213:A:O2'	1:13:1215:G:N7	2.19	0.74
36:38:102:LYS:HE2	36:38:103:GLY:H	1.52	0.74
22:1L:64:U:O2'	26:14:2482:G:O2'	2.03	0.74
26:14:2705:A:OP2	63:14:3787:HOH:O	2.03	0.74
52:F5:92:LYS:O	52:F5:94:LEU:N	2.20	0.74
26:1H:1190:G:N7	63:1H:3965:HOH:O	2.20	0.74
44:B8:29:ARG:HB2	44:B8:46:GLU:HG3	1.69	0.74
1:1G:550:G:OP1	63:1G:1824:HOH:O	2.03	0.74
1:1G:1154:G:H2'	1:1G:1155:G:H8	1.51	0.74
4:32:20:TYR:HD1	4:32:26:CYS:HB3	1.51	0.74
26:14:1855:G:N7	63:14:3879:HOH:O	2.19	0.74
39:25:24:VAL:HG12	39:25:33:ALA:HB2	1.68	0.74
1:13:1391:U:H2'	1:13:1392:G:C8	2.22	0.74
26:1H:252:G:OP2	40:78:50:ARG:NH1	2.19	0.74
26:1H:842:G:N7	63:1H:3969:HOH:O	2.21	0.74
26:1H:943:U:O4	63:1H:3816:HOH:O	2.03	0.74
2:12:102:LEU:HD23	2:12:182:ILE:HD12	1.69	0.74
29:19:49:ILE:HD11	29:19:52:ARG:HA	1.68	0.74
46:95:69:LYS:HG2	46:95:88:ARG:HD3	1.69	0.74
48:B5:43:VAL:HG23	48:B5:51:VAL:HG21	1.69	0.74
26:1H:2849:U:H4'	26:1H:2868:A:C2	2.23	0.74
47:E8:73:ALA:HB3	47:E8:106:ILE:HB	1.70	0.74

Continued on next page...

Continued from previous page...

Atom-1	Atom-2	Interatomic distance (Å)	Clash overlap (Å)
1:1G:1089:G:H1	1:1G:1096:C:H42	1.35	0.74
10:1A:34:VAL:HG22	10:1A:74:ILE:HG22	1.67	0.74
26:14:411:G:H5''	63:14:3932:HOH:O	1.86	0.74
26:14:625:G:N7	40:35:107:LYS:NZ	2.34	0.74
26:14:848:G:H2'	26:14:849:A:C8	2.22	0.74
26:14:1970:A:OP2	63:14:3793:HOH:O	2.04	0.74
31:39:128:ALA:O	31:39:142:TRP:NE1	2.17	0.74
42:55:38:VAL:HG12	42:55:42:LYS:HD2	1.67	0.74
1:13:310:G:OP2	16:7I:27:LYS:NZ	2.21	0.74
1:13:1228:C:H2'	1:13:1229:A:H8	1.52	0.74
3:2E:72:LYS:HD3	3:2E:75:VAL:HG21	1.69	0.74
13:4I:13:LYS:O	13:4I:44:ARG:NH1	2.20	0.74
26:1H:877:U:O4	26:1H:899:A:N6	2.20	0.74
26:1H:1521:G:N7	63:1H:3966:HOH:O	2.20	0.74
43:A8:24:LEU:HB2	43:A8:85:VAL:HG12	1.70	0.74
1:1G:79:G:H1	1:1G:90:C:H42	1.32	0.74
1:1G:1534:A:N6	25:4L:10:G:O6	2.19	0.74
1:13:1132:C:H2'	1:13:1133:G:H8	1.52	0.74
26:1H:148:C:OP2	63:1H:3832:HOH:O	2.05	0.74
26:1H:860:U:H5	26:1H:917:A:H2	1.34	0.74
26:1H:2447:G:OP1	63:1H:3824:HOH:O	2.04	0.74
1:1G:523:A:H61	12:3A:92:ASP:HB2	1.52	0.74
1:1G:1502:A:H2	1:1G:1505:G:H1	1.34	0.74
26:14:1111:A:H5'	33:59:3:ARG:HD3	1.69	0.74
26:14:1187:G:OP2	63:14:3798:HOH:O	2.05	0.74
26:14:1778:U:H2'	26:14:1784:A:N6	2.01	0.74
33:59:18:GLU:HG3	33:59:25:LYS:HB2	1.69	0.74
1:13:110:C:O2'	16:7I:25:ARG:O	2.05	0.74
13:4I:108:ARG:NH1	13:4I:112:GLY:O	2.20	0.74
26:1H:1209:G:OP2	63:1H:3818:HOH:O	2.03	0.74
26:1H:2685:G:O6	63:1H:3828:HOH:O	2.05	0.74
55:M8:37:SER:HA	55:M8:41:PRO:HD2	1.69	0.74
1:1G:957:U:O2'	1:1G:959:A:N7	2.21	0.74
4:32:152:SER:O	4:32:154:ASN:N	2.17	0.74
26:14:49:A:H5''	26:14:51:G:O4'	1.87	0.74
26:14:450:G:OP2	63:14:3802:HOH:O	2.05	0.74
1:13:1348:U:H2'	1:13:1349:A:H8	1.53	0.74
12:3I:32:PHE:HB3	12:3I:84:LEU:HD11	1.69	0.74
24:3K:18:G:N2	24:3K:59:A:H5'	2.03	0.74
26:1H:664:C:OP1	40:78:18:ARG:NH2	2.18	0.74
26:1H:2502:G:OP2	63:1H:3829:HOH:O	2.05	0.74

Continued on next page...

Continued from previous page...

Atom-1	Atom-2	Interatomic distance (Å)	Clash overlap (Å)
30:21:127:ASP:OD2	63:21:402:HOH:O	2.06	0.74
34:18:24:ILE:O	34:18:26:ALA:N	2.20	0.74
50:D5:175:VAL:HG22	50:D5:176:PRO:HA	1.68	0.74
4:3E:165:MET:HA	4:3E:168:ARG:HD3	1.68	0.74
9:8E:78:LYS:HE3	9:8E:101:PHE:HE1	1.53	0.74
26:1H:881:G:O6	26:1H:895:U:N3	2.20	0.74
24:3L:6:U:H3	24:3L:68:G:H22	1.35	0.74
35:69:140:LEU:HD12	35:69:141:LYS:H	1.53	0.74
1:13:1482:G:O6	63:13:1926:HOH:O	2.04	0.74
26:1H:1441:G:N7	63:1H:3974:HOH:O	2.21	0.74
26:1H:2849:U:O2'	63:1H:3825:HOH:O	2.04	0.74
39:25:85:VAL:HG11	39:25:114:ILE:HD13	1.70	0.74
56:J5:41:PRO:O	56:J5:44:THR:OG1	2.05	0.74
19:AI:15:LEU:HA	19:AI:18:LYS:HG2	1.70	0.73
26:1H:232:G:H5''	26:1H:232:G:H8	1.51	0.73
36:38:45:LYS:HD3	37:48:119:ASP:HB3	1.69	0.73
26:1H:860:U:H5''	63:1H:4041:HOH:O	1.87	0.73
42:98:78:LYS:HE2	42:98:83:ILE:HD11	1.69	0.73
2:12:76:GLN:NE2	2:12:206:ASP:OD2	2.21	0.73
26:14:890:A:H2'	26:14:892:G:C8	2.23	0.73
26:14:1341:U:OP2	26:14:1394:U:O2'	2.06	0.73
26:14:1382:G:N7	63:14:3892:HOH:O	2.20	0.73
1:13:1335:C:O2	63:13:1928:HOH:O	2.06	0.73
26:1H:971:C:OP2	63:1H:3826:HOH:O	2.05	0.73
26:1H:2347:C:OP1	57:O8:39:TYR:OH	2.05	0.73
34:18:30:ALA:HA	34:28:3:LEU:HG	1.68	0.73
49:G8:38:ILE:HD11	49:G8:64:GLU:HG3	1.71	0.73
1:1G:572:A:OP2	63:1G:1828:HOH:O	2.05	0.73
46:95:3:ALA:HB2	46:95:99:ILE:HG21	1.69	0.73
1:13:542:G:OP1	4:3E:10:ARG:NH2	2.22	0.73
26:1H:800:A:OP1	63:1H:3839:HOH:O	2.06	0.73
26:1H:1046:A:N7	36:38:3:ASN:ND2	2.34	0.73
22:1L:10:G:H22	22:1L:27:A:H1'	1.52	0.73
26:14:801:G:OP2	63:14:3805:HOH:O	2.07	0.73
26:14:2499:C:OP1	63:14:3738:HOH:O	2.04	0.73
1:13:664:G:H22	1:13:741:G:H1	1.34	0.73
24:3K:5:C:O2	24:3K:69:G:N2	2.17	0.73
26:1H:586:A:OP2	63:1H:3834:HOH:O	2.06	0.73
26:1H:780:G:H21	26:1H:783:A:N6	1.85	0.73
2:1E:87:ARG:NH2	2:1E:220:ASP:OD1	2.20	0.73
20:BI:69:GLY:O	20:BI:73:HIS:NE2	2.21	0.73

Continued on next page...

Continued from previous page...

Atom-1	Atom-2	Interatomic distance (Å)	Clash overlap (Å)
1:1G:240:C:O2	1:1G:286:G:N2	2.19	0.73
26:14:1616:A:O2'	63:14:3796:HOH:O	2.04	0.73
49:C5:48:ALA:HB3	49:C5:59:GLY:HA3	1.69	0.73
1:13:963:G:N2	1:13:972:C:N3	2.29	0.73
26:1H:1676:A:OP2	63:1H:3841:HOH:O	2.06	0.73
26:1H:2105:C:H2'	26:1H:2106:G:H8	1.53	0.73
26:1H:2504:U:OP1	63:1H:3845:HOH:O	2.07	0.73
26:1H:2878:U:O4	63:1H:3820:HOH:O	2.04	0.73
32:41:113:ARG:NE	55:M8:34:GLU:OE1	2.17	0.73
37:48:90:LYS:O	37:48:92:GLY:N	2.22	0.73
50:H8:61:LEU:HD22	50:H8:67:LEU:HD11	1.69	0.73
26:14:1358:G:N1	63:14:3744:HOH:O	2.22	0.73
26:14:2074:U:OP1	63:14:3804:HOH:O	2.06	0.73
1:13:35:G:O2'	12:3I:118:SER:O	2.05	0.73
26:1H:48:G:O6	63:1H:3847:HOH:O	2.07	0.73
26:1H:70:G:H21	26:1H:71:A:N6	1.86	0.73
26:1H:509:C:OP1	63:1H:3840:HOH:O	2.06	0.73
26:1H:723:G:O6	63:1H:3836:HOH:O	2.06	0.73
26:1H:1828:G:OP1	63:1H:3835:HOH:O	2.06	0.73
30:21:38:THR:HG23	30:21:41:LYS:H	1.53	0.73
54:L8:26:LEU:HB2	54:L8:28:LEU:HD12	1.71	0.73
1:1G:5:U:H4'	1:1G:5:U:OP1	1.89	0.73
11:2A:29:ILE:HG22	11:2A:44:SER:HB2	1.70	0.73
24:3L:57:C:H2'	24:3L:58:G:C8	2.24	0.73
26:1H:761:A:N7	63:1H:3936:HOH:O	2.21	0.73
26:1H:2751:G:H1'	33:51:3:ARG:CZ	2.18	0.73
16:7A:14:ASN:OD1	16:7A:42:ARG:NH2	2.22	0.73
26:14:1676:A:OP2	63:14:3806:HOH:O	2.07	0.73
26:14:1997:G:OP2	63:14:3801:HOH:O	2.05	0.73
12:3I:33:ARG:HG2	12:3I:60:LEU:HD11	1.71	0.73
26:1H:2062:A:H2'	26:1H:2062:A:N3	2.03	0.73
22:1L:15:G:N2	22:1L:22:A:H1'	2.02	0.73
35:69:110:ASP:N	35:69:130:TYR:OH	2.20	0.73
1:13:1417:G:O6	63:13:1920:HOH:O	2.02	0.72
40:78:79:ARG:HB2	40:78:110:TYR:HD1	1.54	0.72
2:12:74:LYS:NZ	2:12:205:ASP:O	2.20	0.72
26:1H:363(B):G:H2'	26:1H:363(C):G:C8	2.25	0.72
26:1H:409:C:OP1	63:1H:3851:HOH:O	2.07	0.72
26:1H:1602:U:O4	63:1H:3796:HOH:O	2.06	0.72
36:38:93:LEU:HD21	36:38:98:LYS:O	1.88	0.72
22:1L:56:PSU:HN1	41:45:60:ARG:HH22	1.35	0.72

Continued on next page...

Continued from previous page...

Atom-1	Atom-2	Interatomic distance (Å)	Clash overlap (Å)
26:14:654(C):G:H22	26:14:654(R):C:H1'	1.53	0.72
26:14:2415:G:H4'	40:35:67:MET:N	2.03	0.72
27:1J:25:A:OP1	63:1J:301:HOH:O	2.05	0.72
1:13:1110:A:OP2	63:13:1931:HOH:O	2.08	0.72
26:1H:121:G:OP1	63:1H:3855:HOH:O	2.08	0.72
26:1H:2068:U:N3	26:1H:2430:A:H2	1.86	0.72
29:11:69:ARG:NH2	29:11:128:GLY:O	2.19	0.72
37:48:51:ALA:HB3	37:48:76:TYR:HA	1.70	0.72
24:3L:36:C:HO2'	24:3L:37:G:H8	1.35	0.72
26:14:517:C:OP2	56:J5:13:LYS:NZ	2.21	0.72
26:14:1053:C:N4	26:14:1106:G:O6	2.18	0.72
26:14:1332:G:H5''	63:14:3875:HOH:O	1.89	0.72
26:14:1417:C:OP2	63:14:3812:HOH:O	2.08	0.72
28:79:38:ASP:OD2	28:79:177:LYS:NZ	2.18	0.72
26:1H:2053:G:OP2	63:1H:3838:HOH:O	2.06	0.72
43:65:106:ARG:NH2	43:65:107:GLU:OE1	2.22	0.72
1:13:346:G:O2'	44:B8:41:ARG:NH1	2.23	0.72
11:2A:82:VAL:HB	11:2A:108:ILE:HG12	1.70	0.72
26:14:575:A:O3'	63:14:3810:HOH:O	2.07	0.72
26:14:780:G:H21	26:14:783:A:N6	1.85	0.72
26:14:1378:A:O2'	26:14:1380:G:N7	2.18	0.72
26:14:1604:C:OP1	63:14:3719:HOH:O	2.06	0.72
26:14:2636:U:OP1	30:29:80:GLU:HB2	1.89	0.72
40:35:96:THR:HG23	40:35:99:LEU:HB3	1.71	0.72
52:F5:92:LYS:O	52:F5:95:LEU:N	2.23	0.72
26:1H:54:G:O6	63:1H:3844:HOH:O	2.07	0.72
26:1H:2838:G:N7	63:1H:3987:HOH:O	2.22	0.72
1:1G:502:G:O2'	63:1G:1829:HOH:O	2.07	0.72
26:14:751:A:OP1	63:14:3809:HOH:O	2.07	0.72
33:59:86:GLU:HG3	33:59:165:ALA:HB2	1.71	0.72
1:13:1422:G:H5'	39:68:48:PRO:HB3	1.71	0.72
1:1G:167:G:O6	63:1G:1827:HOH:O	2.04	0.72
26:14:1169:G:H1	26:14:1180:C:H42	1.36	0.72
26:14:1210:A:H5'	26:14:1212:G:H5'	1.71	0.72
1:13:501:C:H2'	1:13:502:G:H8	1.55	0.72
26:1H:192:C:OP1	63:1H:3833:HOH:O	2.06	0.72
26:1H:2255:G:OP2	63:1H:3843:HOH:O	2.06	0.72
36:38:39:ALA:HA	36:38:42:GLN:HB3	1.72	0.72
46:D8:14:VAL:HB	46:D8:96:ILE:HG13	1.72	0.72
1:1G:1095:U:P	1:1G:1108:G:H1	2.12	0.72
26:14:831:G:OP1	63:14:3808:HOH:O	2.07	0.72

Continued on next page...

Continued from previous page...

Atom-1	Atom-2	Interatomic distance (Å)	Clash overlap (Å)
26:14:1828:G:OP1	63:14:3807:HOH:O	2.07	0.72
33:59:117:PRO:HB3	33:59:123:PHE:HE2	1.53	0.72
43:65:3:ARG:HH21	43:65:4:LEU:HB2	1.55	0.72
1:13:737:A:H2'	1:13:738:C:H6	1.52	0.72
1:13:1197:G:OP2	63:13:1911:HOH:O	2.06	0.72
1:13:1305:G:N2	1:13:1331:G:H2'	2.03	0.72
26:1H:773:U:OP1	63:1H:3852:HOH:O	2.07	0.72
26:1H:1244:G:N7	63:1H:3998:HOH:O	2.23	0.72
26:14:386:G:O3'	63:14:3814:HOH:O	2.08	0.72
26:14:1534:G:H3'	26:14:1535:U:C5'	2.20	0.72
50:D5:59:LEU:O	50:D5:61:LEU:N	2.22	0.72
1:13:1423:G:OP1	39:68:49:ARG:NH2	2.23	0.72
26:1H:2846:G:N7	63:1H:3996:HOH:O	2.23	0.72
42:98:57:ARG:HB3	42:98:59:ASP:OD1	1.90	0.72
1:1G:628:G:H2'	1:1G:629:G:C8	2.25	0.72
1:1G:1435:G:H2'	1:1G:1436:U:C6	2.25	0.72
26:14:1166:C:O2'	63:14:3818:HOH:O	2.08	0.72
29:19:71:ASP:OD1	29:19:103:ARG:NH2	2.23	0.72
31:39:58:ALA:O	63:39:401:HOH:O	2.07	0.72
1:13:601:C:H2'	1:13:602:A:C8	2.25	0.71
1:13:937:A:OP2	63:13:1934:HOH:O	2.08	0.71
9:8E:13:ALA:HB2	9:8E:68:GLY:HA3	1.72	0.71
26:1H:1869:G:N7	63:1H:3981:HOH:O	2.22	0.71
30:21:127:ASP:OD2	63:21:403:HOH:O	2.08	0.71
29:19:12:SER:HB2	29:19:208:LYS:HB3	1.72	0.71
50:D5:33:LEU:HD23	50:D5:90:VAL:HG21	1.72	0.71
50:D5:79:ARG:HB3	50:D5:80:ARG:HG3	1.72	0.71
1:13:963:G:H21	10:1I:55:LYS:CE	2.03	0.71
26:1H:805:G:OP1	63:1H:3857:HOH:O	2.08	0.71
26:1H:851:U:OP1	54:L8:49:LYS:NZ	2.17	0.71
26:1H:1781:C:H3'	63:1H:3730:HOH:O	1.88	0.71
38:58:39:ARG:NH2	38:58:41:ASP:OD2	2.23	0.71
38:58:56:ASN:N	38:58:125:GLY:O	2.16	0.71
45:85:100:VAL:O	45:85:101:ARG:HG2	1.90	0.71
26:1H:1670:C:OP1	63:1H:3856:HOH:O	2.08	0.71
26:1H:2433:A:OP2	63:1H:3842:HOH:O	2.06	0.71
26:1H:2598:A:OP1	63:1H:3837:HOH:O	2.06	0.71
1:1G:973:G:O2'	10:1A:54:PHE:O	2.09	0.71
7:62:16:LEU:HD21	9:82:45:ALA:HB2	1.73	0.71
8:72:12:ARG:HD3	8:72:26:VAL:HG12	1.71	0.71
32:49:161:THR:HG22	32:49:163:ALA:H	1.55	0.71

Continued on next page...

Continued from previous page...

Atom-1	Atom-2	Interatomic distance (Å)	Clash overlap (Å)
40:35:8:PRO:HG2	40:35:13:ASN:HD22	1.53	0.71
26:1H:2891:G:OP2	63:1H:3850:HOH:O	2.07	0.71
36:38:23:SER:CB	36:38:68:LEU:HB2	2.20	0.71
26:14:2448:A:OP1	63:14:3820:HOH:O	2.08	0.71
28:79:165:ASN:ND2	28:79:166:ASP:O	2.20	0.71
30:29:55:ASN:HB3	30:29:58:ARG:HD2	1.71	0.71
48:B5:63:LYS:H	48:B5:63:LYS:HE3	1.54	0.71
1:13:1286:A:H2'	1:13:1287:A:H4'	1.70	0.71
2:1E:118:LEU:HD12	2:1E:142:LEU:HB2	1.70	0.71
26:1H:748:G:OP2	63:1H:3848:HOH:O	2.07	0.71
26:1H:1059:G:O6	26:1H:1079:C:N4	2.23	0.71
26:1H:1377:G:O6	63:1H:3861:HOH:O	2.09	0.71
26:1H:1782:C:OP1	63:1H:3745:HOH:O	2.08	0.71
26:1H:2713:A:OP2	63:1H:3854:HOH:O	2.07	0.71
3:22:88:ARG:HG3	3:22:101:LEU:HD12	1.70	0.71
4:32:94:LEU:HA	4:32:97:LEU:HD12	1.73	0.71
26:14:2327:A:H2'	26:14:2328:A:C8	2.25	0.71
52:F5:87:PRO:HA	52:F5:90:ILE:HG23	1.73	0.71
1:13:509:A:OP2	63:13:1933:HOH:O	2.08	0.71
26:1H:2052:G:H4'	30:21:143:ASN:O	1.90	0.71
26:14:1156:A:OP2	63:14:3811:HOH:O	2.07	0.71
45:85:66:ASN:HB2	45:85:76:TYR:HB2	1.71	0.71
2:1E:178:ARG:NH1	2:1E:196:LEU:O	2.23	0.71
20:BI:64:ASP:OD1	20:BI:64:ASP:N	2.21	0.71
22:1K:6:C:N3	22:1K:68:G:N2	2.38	0.71
1:1G:683:G:H2'	1:1G:684:A:C8	2.26	0.71
26:14:1635:G:OP1	63:14:3822:HOH:O	2.08	0.71
30:29:181:LEU:HD11	44:75:7:ILE:HD11	1.71	0.71
1:13:567:G:OP2	63:13:1938:HOH:O	2.09	0.71
32:41:37:VAL:HG22	32:41:159:VAL:HG12	1.72	0.71
32:41:165:THR:HB	32:41:168:GLU:HG3	1.71	0.71
2:12:54:THR:HG23	2:12:199:TYR:HB3	1.72	0.71
26:14:2031:A:N3	26:14:2455:G:O2'	2.22	0.71
41:45:66:ILE:HG22	41:45:104:PHE:HE1	1.56	0.71
26:1H:574:C:OP2	63:1H:3859:HOH:O	2.08	0.71
33:51:54:ARG:HD3	33:51:65:HIS:ND1	2.06	0.71
1:1G:1401:G:N7	63:1G:1850:HOH:O	2.23	0.71
1:1G:1460:A:OP2	20:BA:27:LYS:NZ	2.23	0.71
4:32:60:GLU:OE2	4:32:199:ASN:N	2.24	0.71
24:3L:30:C:O2	24:3L:42:G:N2	2.19	0.71
26:14:323:G:O2'	26:14:1205:U:N3	2.24	0.71

Continued on next page...

Continued from previous page...

Atom-1	Atom-2	Interatomic distance (Å)	Clash overlap (Å)
1:13:376:G:H1	1:13:387:U:H3	1.39	0.71
1:13:886:G:OP2	63:13:1935:HOH:O	2.09	0.71
10:1I:49:VAL:HG22	14:5I:41:ARG:HB2	1.72	0.71
26:1H:1619:G:N7	63:1H:3991:HOH:O	2.22	0.71
26:1H:2475:C:H1'	26:1H:2476:A:C8	2.25	0.71
52:J8:83:GLU:HG2	52:J8:85:LEU:H	1.56	0.71
1:1G:54:C:N4	1:1G:353:A:OP2	2.24	0.71
2:12:22:LYS:HZ2	2:12:22:LYS:H	1.39	0.71
5:42:43:LEU:HD22	5:42:136:MET:HG3	1.72	0.71
13:4A:67:GLU:O	13:4A:70:LEU:N	2.24	0.71
26:14:2719:G:OP2	63:14:3813:HOH:O	2.08	0.71
32:49:41:GLN:NE2	32:49:154:GLY:O	2.20	0.71
39:25:68:GLU:HB3	39:25:78:ARG:HB3	1.71	0.71
46:95:35:LEU:O	46:95:37:VAL:HG22	1.91	0.71
48:B5:41:ASN:HA	48:B5:44:GLU:HB2	1.73	0.71
1:13:565:U:OP2	63:13:1936:HOH:O	2.09	0.70
23:2K:54:G:H2'	23:2K:55:5MU:H6	1.55	0.70
26:1H:399:G:OP2	63:1H:3853:HOH:O	2.07	0.70
26:1H:577:G:O6	63:1H:3858:HOH:O	2.08	0.70
26:1H:600:G:N2	26:1H:605:C:O3'	2.24	0.70
26:1H:1839:G:OP2	63:1H:3865:HOH:O	2.09	0.70
26:1H:2157:G:O2'	26:1H:2158:A:OP2	2.09	0.70
41:45:75:THR:HA	41:45:89:ASN:HA	1.72	0.70
44:75:50:ILE:HD11	44:75:102:ILE:HD11	1.72	0.70
1:13:21:G:OP1	63:13:1930:HOH:O	2.07	0.70
1:13:737:A:H2'	1:13:738:C:C6	2.26	0.70
8:7E:120:THR:H	8:7E:123:GLU:HG3	1.55	0.70
24:3K:12:U:O4	24:3K:24:A:N6	2.20	0.70
26:1H:389:G:N1	40:78:71:VAL:HG12	2.05	0.70
26:1H:1388:G:H2'	26:1H:1389:G:C8	2.26	0.70
1:1G:963:G:H21	10:1A:55:LYS:HD3	1.55	0.70
19:AA:36:ARG:HA	19:AA:71:LEU:HD12	1.73	0.70
26:14:58:G:O6	63:14:3832:HOH:O	2.10	0.70
26:14:2035:G:OP1	63:14:3819:HOH:O	2.08	0.70
33:59:54:ARG:NH2	33:59:57:ASP:OD1	2.24	0.70
43:65:21:THR:HB	43:65:23:ARG:HG2	1.73	0.70
26:1H:330:A:HO2'	26:1H:331:A:H8	1.39	0.70
26:1H:1269:A:OP2	63:1H:3766:HOH:O	2.07	0.70
54:L8:13:ILE:O	63:L8:101:HOH:O	2.09	0.70
1:1G:1224:G:N2	1:1G:1322:C:H4'	2.06	0.70
17:8A:45:HIS:HB2	17:8A:65:ILE:HD13	1.73	0.70

Continued on next page...

Continued from previous page...

Atom-1	Atom-2	Interatomic distance (Å)	Clash overlap (Å)
1:13:659:U:H2'	1:13:660:G:C8	2.27	0.70
1:13:1205:U:O4	63:13:1927:HOH:O	2.06	0.70
2:1E:100:GLY:O	2:1E:104:ASN:N	2.20	0.70
26:1H:1838:C:O3'	63:1H:3863:HOH:O	2.09	0.70
36:38:41:ARG:HA	36:38:47:ASN:HD21	1.57	0.70
26:14:654(B):C:H2'	26:14:654(C):G:C8	2.27	0.70
26:14:1022:G:H22	26:14:1142(A):A:H2	1.39	0.70
26:14:1971:A:OP1	63:14:3827:HOH:O	2.09	0.70
29:19:223:GLY:HA2	29:19:226:MET:HG3	1.70	0.70
1:13:816:A:OP2	63:13:1932:HOH:O	2.08	0.70
20:BI:30:LYS:HE2	20:BI:80:ARG:HH12	1.53	0.70
26:1H:330:A:O2'	26:1H:331:A:H8	1.73	0.70
26:1H:342:G:O6	63:1H:3831:HOH:O	2.05	0.70
26:1H:945:A:OP1	63:1H:3860:HOH:O	2.08	0.70
26:1H:2495:G:H5''	41:88:82:ARG:HB3	1.74	0.70
33:51:4:ILE:HG21	33:51:6:ARG:NE	2.07	0.70
33:51:157:TYR:O	33:51:158:HIS:ND1	2.25	0.70
53:K8:41:ILE:HD13	53:K8:44:LEU:HG	1.71	0.70
1:1G:353:A:H5'	1:1G:353:A:H8	1.55	0.70
5:42:102:ALA:HB1	5:42:106:PRO:HG2	1.73	0.70
26:14:1153:C:OP1	45:85:93:LYS:NZ	2.25	0.70
40:35:66:GLY:HA2	40:35:68:GLN:HG2	1.74	0.70
50:D5:193:GLU:H	50:D5:194:PRO:HD3	1.55	0.70
5:4E:142:LEU:O	5:4E:143:ARG:NH1	2.24	0.70
26:1H:761:A:H5''	63:1H:3941:HOH:O	1.91	0.70
26:1H:1210:A:H5'	26:1H:1210:A:H8	1.56	0.70
42:98:27:SER:HB3	42:98:34:ILE:HD11	1.74	0.70
1:1G:573:A:OP2	63:1G:1828:HOH:O	2.10	0.70
1:1G:774:G:N7	63:1G:1854:HOH:O	2.24	0.70
26:14:2547:U:O2	39:25:23:ARG:NH2	2.24	0.70
26:14:2701:C:H3'	26:14:2702:U:C5'	2.20	0.70
40:35:14:LYS:O	40:35:16:ARG:N	2.24	0.70
45:85:98:LEU:HB2	45:85:102:GLU:HB2	1.73	0.70
26:1H:971:C:OP2	63:1H:3874:HOH:O	2.10	0.70
26:1H:973:A:OP2	63:1H:3864:HOH:O	2.09	0.70
30:21:97:LYS:N	30:21:100:GLU:OE1	2.18	0.70
31:31:63:LYS:HE3	31:31:67:GLN:HB2	1.73	0.70
18:9A:32:ARG:HD3	18:9A:65:ILE:HD13	1.72	0.70
26:14:800:A:OP1	63:14:3824:HOH:O	2.09	0.70
26:1H:1665:A:N6	63:1H:3892:HOH:O	2.12	0.70
30:21:4:ILE:HD13	30:21:28:ALA:HB1	1.73	0.70

Continued on next page...

Continued from previous page...

Atom-1	Atom-2	Interatomic distance (Å)	Clash overlap (Å)
35:61:98:ALA:HB2	35:61:111:PRO:HB3	1.71	0.70
3:22:8:ILE:HG23	3:22:16:ARG:HG2	1.73	0.70
3:22:63:ASN:HA	3:22:98:ASN:HB2	1.73	0.70
12:3A:78:GLN:HG2	12:3A:81:SER:HB3	1.72	0.70
48:B5:9:LEU:HA	53:G5:36:ARG:HH21	1.57	0.70
16:7I:53:VAL:HG13	16:7I:79:VAL:HG22	1.73	0.70
26:1H:770:G:OP2	63:1H:3873:HOH:O	2.10	0.70
4:32:19:LEU:HB2	4:32:21:LEU:HD11	1.74	0.70
26:14:31:C:OP1	63:14:3816:HOH:O	2.08	0.70
26:14:192:C:OP2	63:14:3817:HOH:O	2.08	0.70
26:14:1239:G:O6	63:14:3826:HOH:O	2.09	0.70
26:14:1324:G:N7	63:14:3926:HOH:O	2.24	0.70
26:14:2115:G:H21	26:14:2172:U:H3	1.40	0.70
32:49:6:ALA:O	32:49:10:LYS:N	2.20	0.70
32:49:111:LEU:HD11	32:49:120:LEU:HD21	1.72	0.70
1:13:1149:C:H2'	1:13:1150:U:H6	1.57	0.70
2:1E:118:LEU:HB3	2:1E:142:LEU:HD13	1.74	0.70
26:1H:527:C:OP1	63:1H:3871:HOH:O	2.10	0.70
32:41:27:ASN:HB3	32:41:30:GLU:HG3	1.72	0.70
45:C8:92:ARG:O	45:C8:94:ASN:N	2.25	0.70
55:M8:39:CYS:SG	55:M8:41:PRO:HD3	2.32	0.70
1:1G:612:C:O2	1:1G:629:G:N2	2.23	0.70
1:1G:983:A:N1	1:1G:1222:G:N2	2.40	0.70
4:32:57:ARG:HH22	5:42:107:ARG:HD2	1.55	0.70
26:14:1386:C:H2'	26:14:1387:C:H6	1.56	0.70
63:14:3737:HOH:O	30:29:135:HIS:NE2	2.25	0.70
1:13:1263:C:N4	1:13:1272:G:O6	2.16	0.69
1:13:1455:G:OP1	20:BI:35:THR:OG1	2.07	0.69
2:1E:97:TRP:HZ3	2:1E:172:ILE:HB	1.57	0.69
26:1H:202:U:O4	63:1H:3877:HOH:O	2.10	0.69
26:1H:423:A:OP2	63:1H:3872:HOH:O	2.10	0.69
32:41:67:LYS:H	32:41:67:LYS:HE2	1.56	0.69
39:68:47:ILE:HG13	39:68:48:PRO:HD2	1.73	0.69
41:88:37:LEU:HD21	41:88:130:LYS:HE3	1.72	0.69
26:14:770:G:OP2	63:14:3829:HOH:O	2.09	0.69
26:14:1639:U:OP1	63:14:3830:HOH:O	2.09	0.69
1:13:418:C:H2'	1:13:419:C:H6	1.56	0.69
11:2I:34:ASP:HB3	11:2I:40:ILE:HD11	1.72	0.69
26:1H:886:C:O2'	26:1H:890:A:N6	2.24	0.69
26:1H:2074:U:OP1	63:1H:3878:HOH:O	2.10	0.69
26:1H:2789:C:H1'	26:1H:2892:A:H2	1.57	0.69

Continued on next page...

Continued from previous page...

Atom-1	Atom-2	Interatomic distance (Å)	Clash overlap (Å)
1:1G:1248:A:N6	1:1G:1288:A:OP2	2.25	0.69
26:14:1364:G:OP2	52:F5:2:SER:N	2.25	0.69
1:13:944:G:OP1	63:13:1937:HOH:O	2.09	0.69
1:13:1167:A:H2'	1:13:1169:A:C8	2.26	0.69
36:38:131:MET:HA	36:38:134:LEU:HD22	1.74	0.69
45:C8:92:ARG:NH2	46:D8:11:GLN:H	1.90	0.69
1:1G:41:G:H2'	1:1G:42:G:C8	2.28	0.69
1:1G:987:G:H1	1:1G:1218:C:H42	1.38	0.69
12:3A:114:LYS:HE3	12:3A:125:PRO:HG3	1.74	0.69
26:14:857:C:H4'	51:E5:23:VAL:HG21	1.72	0.69
26:14:1534:G:H3'	26:14:1535:U:H5''	1.73	0.69
26:14:1680:U:N3	26:14:1764:G:OP2	2.24	0.69
26:14:2304:G:N7	63:14:3928:HOH:O	2.25	0.69
32:49:18:GLU:HG3	32:49:21:ARG:HH21	1.57	0.69
59:M5:33:ASN:C	59:M5:35:GLN:H	1.95	0.69
1:13:550:G:OP1	63:13:1942:HOH:O	2.10	0.69
1:13:1034:G:N2	1:13:1035:A:N7	2.32	0.69
1:13:1346:A:H5''	9:8E:120:ARG:HH12	1.56	0.69
26:1H:1009:A:OP2	63:1H:3883:HOH:O	2.11	0.69
1:1G:557:G:OP1	63:1G:1834:HOH:O	2.11	0.69
26:14:568:U:O2'	63:14:3831:HOH:O	2.09	0.69
1:13:524:G:H2'	1:13:525:C:C6	2.28	0.69
26:1H:311:A:OP2	63:1H:3868:HOH:O	2.09	0.69
26:1H:739:G:OP1	63:1H:3870:HOH:O	2.09	0.69
1:1G:1513:A:H2'	1:1G:1514:C:C6	2.27	0.69
10:1A:79:ARG:H	10:1A:79:ARG:HD3	1.58	0.69
26:14:498:G:H21	49:C5:47:LYS:NZ	1.89	0.69
26:14:739:G:OP2	26:14:739:G:H8	1.75	0.69
26:1H:1265:A:O5'	63:1H:3881:HOH:O	2.11	0.69
36:38:4:LYS:HG2	36:38:6:ASN:HB2	1.74	0.69
50:H8:5:LEU:N	50:H8:59:LEU:HA	2.05	0.69
26:14:400:G:O6	63:14:3833:HOH:O	2.10	0.69
29:19:255:LYS:HZ2	29:19:255:LYS:N	1.90	0.69
54:H5:39:ASP:OD2	54:H5:44:ARG:NH1	2.26	0.69
8:7E:112:LEU:HA	8:7E:134:ILE:HG12	1.73	0.69
26:1H:2056:G:OP2	63:1H:3867:HOH:O	2.09	0.69
1:1G:766:A:OP2	63:1G:1830:HOH:O	2.09	0.69
49:C5:2:ARG:HG3	49:C5:3:VAL:HG23	1.73	0.69
1:13:247:G:OP2	17:8I:100:LYS:N	2.23	0.69
1:13:306:G:O3'	63:13:1941:HOH:O	2.09	0.69
1:13:510:A:OP2	63:13:1933:HOH:O	2.10	0.69

Continued on next page...

Continued from previous page...

Atom-1	Atom-2	Interatomic distance (Å)	Clash overlap (Å)
26:1H:136:G:N7	63:1H:4022:HOH:O	2.26	0.69
26:1H:2547:U:O2	39:68:23:ARG:NH2	2.26	0.69
26:1H:2655:G:O2'	26:1H:2664:G:O6	2.10	0.69
30:21:101:ARG:HG2	30:21:169:ASN:ND2	2.08	0.69
33:51:107:VAL:HB	33:51:152:ARG:HG2	1.73	0.69
37:48:77:LEU:HD13	37:48:111:LYS:HE3	1.73	0.69
38:58:9:VAL:HG11	38:58:39:ARG:HH22	1.58	0.69
43:A8:11:LYS:HD3	43:A8:91:PRO:HD3	1.74	0.69
1:1G:578:C:OP1	63:1G:1832:HOH:O	2.10	0.69
1:1G:1288:A:N3	1:1G:1352:C:O2'	2.26	0.69
3:22:156:ARG:NH2	3:22:159:GLY:O	2.21	0.69
12:3A:52:LEU:O	12:3A:54:LYS:NZ	2.26	0.69
22:1L:9:A:H2	22:1L:24:A:H62	1.41	0.69
26:14:1154:G:OP2	45:85:58:ARG:NH1	2.26	0.69
26:14:1395:A:OP1	63:14:3823:HOH:O	2.09	0.69
26:14:1418:G:H8	26:14:1418:G:O5'	1.75	0.69
41:45:75:THR:HG21	41:45:85:LYS:HE2	1.73	0.69
1:13:735:C:H2'	1:13:736:C:H6	1.58	0.69
26:1H:991:C:H2'	26:1H:992:C:H6	1.56	0.69
26:1H:2061:G:P	63:1H:3763:HOH:O	2.51	0.69
33:51:9:ILE:HD13	33:51:51:ARG:HH21	1.56	0.69
38:58:47:ALA:HB2	38:58:112:LEU:HD11	1.73	0.69
1:1G:1250:A:H4'	9:82:68:GLY:H	1.57	0.69
3:22:37:GLN:O	3:22:41:GLY:N	2.25	0.69
10:1A:99:LYS:HD3	10:1A:100:THR:H	1.58	0.69
26:14:270(I):G:H2'	26:14:270(J):G:H8	1.57	0.69
26:14:774:A:H2	26:14:787:U:HO2'	1.40	0.69
26:14:900:A:H3'	26:14:901:A:H8	1.57	0.69
1:13:1199:U:O4	63:13:1929:HOH:O	2.06	0.69
26:14:2148:G:H2'	26:14:2149:G:H8	1.56	0.69
35:69:111:PRO:O	35:69:112:LYS:HG2	1.92	0.69
41:45:31:ASP:O	41:45:134:ARG:HB3	1.93	0.69
45:85:90:VAL:HG22	46:95:39:LEU:HD23	1.75	0.69
1:13:177:C:OP1	20:BI:65:LYS:NZ	2.24	0.68
26:1H:1332:G:N2	26:1H:1609:A:O2'	2.26	0.68
26:1H:1357:U:OP2	63:1H:3866:HOH:O	2.09	0.68
26:1H:1975:G:OP2	63:1H:3886:HOH:O	2.11	0.68
54:L8:7:LYS:HB2	54:L8:34:GLU:HG3	1.75	0.68
1:1G:934:C:OP1	63:1G:1833:HOH:O	2.10	0.68
1:1G:1148:U:H2'	1:1G:1149:C:O4'	1.93	0.68
1:13:1108:G:O6	63:13:1939:HOH:O	2.09	0.68

Continued on next page...

Continued from previous page...

Atom-1	Atom-2	Interatomic distance (Å)	Clash overlap (Å)
26:1H:510:C:H5'	63:1H:3821:HOH:O	1.93	0.68
40:78:50:ARG:HD3	59:Q8:7:HIS:CD2	2.27	0.68
40:78:114:ILE:HD13	40:78:125:VAL:HG11	1.75	0.68
1:1G:1206:G:OP1	3:22:190:ARG:NH2	2.26	0.68
1:1G:1423:G:OP1	39:25:49:ARG:NH2	2.27	0.68
5:42:16:THR:OG1	5:42:17:ALA:N	2.24	0.68
26:14:945:A:OP1	63:14:3841:HOH:O	2.12	0.68
26:14:2816:C:O3'	42:55:99:LYS:NZ	2.26	0.68
33:59:102:ALA:HB2	33:59:117:PRO:HD3	1.75	0.68
1:13:81:G:H2'	1:13:82:U:O4'	1.93	0.68
26:1H:1593:G:H2'	26:1H:1594:G:C8	2.27	0.68
26:1H:1968:G:OP1	63:1H:3879:HOH:O	2.11	0.68
26:1H:2014:A:OP1	63:1H:3888:HOH:O	2.12	0.68
1:1G:589:C:H42	1:1G:650:G:H1	1.41	0.68
2:12:19:HIS:NE2	2:12:206:ASP:HB2	2.09	0.68
2:12:236:TYR:CB	2:12:239:VAL:HB	2.23	0.68
4:32:191:ARG:NH2	4:32:200:GLU:OE1	2.26	0.68
26:14:2005:A:OP1	63:14:3837:HOH:O	2.10	0.68
1:13:491:G:OP1	4:3E:151:LYS:NZ	2.25	0.68
26:14:2844:G:N7	63:14:3933:HOH:O	2.25	0.68
48:B5:12:VAL:HG12	48:B5:29:TRP:CE2	2.29	0.68
1:13:1127:G:N7	1:13:1128:C:N4	2.41	0.68
26:1H:1187:G:OP2	63:1H:3891:HOH:O	2.12	0.68
26:1H:2712(A):A:OP2	63:1H:3875:HOH:O	2.10	0.68
2:12:82:ARG:NE	2:12:92:TYR:OH	2.26	0.68
26:14:1226:G:H4'	46:95:84:LYS:HG3	1.74	0.68
52:F5:7:ILE:HG12	52:F5:91:LYS:HE3	1.75	0.68
26:1H:805:G:OP1	63:1H:3884:HOH:O	2.11	0.68
26:1H:890:A:H8	26:1H:892:G:C8	2.11	0.68
26:14:1300:U:OP1	63:14:3843:HOH:O	2.12	0.68
1:13:1446:A:OP1	1:13:1446:A:H4'	1.92	0.68
26:1H:65:C:H2'	26:1H:66:C:H6	1.57	0.68
26:1H:2057:A:OP2	63:1H:3894:HOH:O	2.12	0.68
31:31:179:GLU:CD	31:31:179:GLU:H	1.97	0.68
1:1G:503:C:OP2	12:3A:116:SER:HB3	1.94	0.68
1:1G:538:G:O6	63:1G:1837:HOH:O	2.11	0.68
1:1G:736:C:H2'	1:1G:737:A:C8	2.29	0.68
2:12:166:ASP:CB	2:12:169:LYS:HB2	2.24	0.68
26:14:1069:A:O2'	26:14:1072:C:OP1	2.12	0.68
38:15:55:VAL:HB	38:15:126:PRO:HA	1.75	0.68
1:13:869:G:OP2	63:13:1943:HOH:O	2.11	0.68

Continued on next page...

Continued from previous page...

Atom-1	Atom-2	Interatomic distance (Å)	Clash overlap (Å)
26:1H:67:U:H3	26:1H:74:A:H2	1.41	0.68
14:5A:21:TYR:HE1	14:5A:23:ARG:HE	1.41	0.68
26:14:1187:G:H5''	46:95:81:TYR:CE1	2.28	0.68
40:35:146:VAL:HG22	40:35:147:LEU:H	1.59	0.68
41:45:135:ASP:OD2	50:D5:81:ARG:NH1	2.24	0.68
1:13:129(A):G:H4'	1:13:130:A:H5''	1.75	0.68
1:13:1366:C:O2'	10:1I:60:ARG:NH1	2.22	0.68
10:1I:40:LEU:HB2	10:1I:69:ASN:HB2	1.75	0.68
18:9I:25:THR:HB	18:9I:42:ARG:HH21	1.59	0.68
26:1H:1651:G:N7	63:1H:4028:HOH:O	2.27	0.68
30:21:47:VAL:HG11	30:21:86:PRO:HD2	1.76	0.68
1:1G:53:A:OP2	63:1G:1838:HOH:O	2.12	0.68
1:1G:1184:G:H2'	1:1G:1185:G:H8	1.59	0.68
13:4A:49:THR:HG22	13:4A:51:ALA:H	1.57	0.68
26:14:71:A:H5'	26:14:71:A:C8	2.29	0.68
26:14:71:A:OP2	26:14:71:A:H3'	1.94	0.68
26:14:2751:G:H22	33:59:2:SER:HB3	1.58	0.68
39:25:58:VAL:HG21	39:25:86:ILE:HD13	1.75	0.68
1:13:863:U:OP1	63:13:1945:HOH:O	2.12	0.68
1:13:1147:C:O2	9:8E:16:ARG:NH1	2.27	0.68
8:7E:45:ILE:HD12	8:7E:47:GLY:HA2	1.76	0.68
29:11:10:THR:OG1	29:11:13:ARG:HB2	1.94	0.68
35:61:81:VAL:HG11	35:61:88:ILE:HD12	1.76	0.68
1:1G:405:U:O4	4:32:2:GLY:N	2.27	0.68
1:1G:1449:C:H3'	1:1G:1450:U:H4'	1.75	0.68
2:12:75:LYS:HA	2:12:78:GLN:HB2	1.76	0.68
4:32:64:LEU:HB2	4:32:198:VAL:HG11	1.76	0.68
6:52:7:ASN:HD21	18:9A:34:TYR:HE1	1.42	0.68
10:1A:10:GLY:HA3	10:1A:16:LEU:HD21	1.74	0.68
26:14:1352:U:OP1	63:14:3836:HOH:O	2.10	0.68
26:14:1428:C:N4	26:14:1570:A:OP2	2.23	0.68
26:14:1495:A:OP2	63:14:3838:HOH:O	2.11	0.68
27:1J:13:A:N1	27:1J:69:G:O2'	2.27	0.68
30:29:60:ASN:HB2	30:29:62:PRO:HD2	1.75	0.68
31:31:178:PRO:HB2	31:31:201:VAL:HG11	1.76	0.67
1:1G:53:A:OP2	63:1G:1831:HOH:O	2.10	0.67
1:1G:1219:U:OP1	14:5A:19:ARG:NH1	2.22	0.67
26:14:1651:G:OP1	42:55:40:LYS:NZ	2.27	0.67
26:14:2068:U:OP2	63:14:3842:HOH:O	2.12	0.67
26:1H:1776:G:OP2	63:1H:3882:HOH:O	2.11	0.67
26:1H:1849:G:OP2	63:1H:3902:HOH:O	2.13	0.67

Continued on next page...

Continued from previous page...

Atom-1	Atom-2	Interatomic distance (Å)	Clash overlap (Å)
27:16:55:U:O4	63:16:304:HOH:O	2.12	0.67
32:41:119:GLY:HA3	32:41:181:ARG:HG3	1.77	0.67
1:1G:371:G:H1	1:1G:390:C:H42	1.41	0.67
1:1G:1128:C:H5''	9:82:16:ARG:HH22	1.57	0.67
2:12:8:LYS:HE2	2:12:217:ARG:HD2	1.76	0.67
10:1A:8:LEU:HG	10:1A:96:ILE:HG22	1.76	0.67
26:14:1689:A:H62	26:14:1698:A:H2	1.42	0.67
28:79:201:PRO:HG2	28:79:204:ALA:HB2	1.76	0.67
29:19:255:LYS:H	29:19:255:LYS:CE	2.07	0.67
1:13:532:A:H2	1:13:1206:G:H21	1.43	0.67
30:21:28:ALA:HB3	30:21:93:VAL:HG12	1.75	0.67
32:41:165:THR:HG22	32:41:167:GLU:H	1.58	0.67
1:1G:1305:G:N2	1:1G:1331:G:H2'	2.06	0.67
26:14:69:C:N4	63:14:3832:HOH:O	2.27	0.67
26:14:971:C:H2'	26:14:972:G:O4'	1.95	0.67
26:14:1560:G:OP1	63:14:3839:HOH:O	2.12	0.67
26:14:1579:A:H2'	26:14:1580:A:C8	2.30	0.67
26:14:2287:A:H62	26:14:2344:U:H3	1.39	0.67
30:29:5:LEU:HD22	30:29:5:LEU:H	1.59	0.67
32:49:136:ARG:NH1	32:49:137:GLU:OE1	2.28	0.67
53:G5:50:ILE:HD12	53:G5:51:ARG:H	1.59	0.67
18:9I:47:THR:HA	18:9I:83:GLU:HB2	1.77	0.67
26:1H:1332:G:OP1	63:1H:3895:HOH:O	2.12	0.67
26:1H:2213:U:O2	52:J8:52:ARG:NH2	2.26	0.67
36:38:12:THR:HG21	36:38:17:LEU:HD22	1.75	0.67
47:E8:88:ARG:HB3	47:E8:92:ARG:HB2	1.75	0.67
1:1G:1060:C:H5''	10:1A:51:ARG:HG2	1.76	0.67
2:12:104:ASN:OD1	2:12:107:THR:OG1	2.12	0.67
26:14:2024:G:O6	63:14:3825:HOH:O	2.09	0.67
1:13:1461:G:N7	63:13:1977:HOH:O	2.27	0.67
2:1E:45:GLN:NE2	2:1E:49:GLU:OE2	2.27	0.67
9:8E:91:ASP:OD1	9:8E:91:ASP:N	2.24	0.67
26:1H:654(C):G:H1'	26:1H:654(S):G:H22	1.58	0.67
26:1H:731:C:OP2	63:1H:3889:HOH:O	2.12	0.67
33:51:6:ARG:HB3	33:51:65:HIS:CG	2.29	0.67
26:14:72:U:OP1	48:B5:1:MET:N	2.27	0.67
27:1J:2:C:H2'	27:1J:3:C:C6	2.29	0.67
27:1J:44:G:O2'	27:1J:47:C:N4	2.28	0.67
1:13:584:G:H5'	17:8I:91:ARG:HH21	1.59	0.67
1:13:859:A:H2'	1:13:860:A:C8	2.29	0.67
1:13:1187:G:O5'	9:8E:113:LYS:NZ	2.26	0.67

Continued on next page...

Continued from previous page...

Atom-1	Atom-2	Interatomic distance (Å)	Clash overlap (Å)
26:1H:631:A:OP2	59:Q8:47:LYS:NZ	2.28	0.67
26:1H:1405:U:H2'	26:1H:1406:U:C6	2.29	0.67
26:1H:1594:G:OP1	63:1H:3908:HOH:O	2.13	0.67
26:1H:2334:G:O6	51:I8:74:ARG:NH2	2.28	0.67
1:1G:1348:U:N3	1:1G:1374:A:H2	1.90	0.67
26:14:654(B):C:O2'	26:14:654(S):G:N2	2.27	0.67
26:14:2079:U:O3'	52:F5:35:THR:OG1	2.13	0.67
27:1J:52:A:H62	43:65:33:LYS:HG3	1.60	0.67
31:39:157:VAL:HB	31:39:194:MET:HG3	1.76	0.67
38:15:62:VAL:HG22	38:15:66:LYS:HD2	1.77	0.67
1:13:80:G:H5'	1:13:81:G:OP2	1.94	0.67
1:13:373:A:H2'	1:13:374:A:H8	1.60	0.67
27:16:12:C:N3	51:I8:74:ARG:NH1	2.43	0.67
50:H8:19:ARG:NH1	50:H8:84:GLU:O	2.28	0.67
26:14:491:G:H2'	26:14:492:A:C8	2.29	0.67
1:13:353:A:H8	1:13:353:A:H5'	1.60	0.67
1:13:1015:A:H2'	1:13:1016:A:C8	2.29	0.67
9:8E:5:TYR:HE1	9:8E:16:ARG:HG2	1.60	0.67
22:1K:6:C:H42	22:1K:68:G:H1	1.41	0.67
26:1H:409:C:OP1	63:1H:3893:HOH:O	2.12	0.67
26:1H:1997:G:OP2	63:1H:3904:HOH:O	2.13	0.67
1:1G:129(A):G:C6	1:1G:188:U:H4'	2.30	0.67
1:1G:222:U:H2'	1:1G:223:U:H6	1.60	0.67
1:1G:261:U:OP2	20:BA:79:ARG:NH2	2.27	0.67
4:32:60:GLU:HG2	4:32:202:LEU:HB2	1.77	0.67
24:3L:34:U:O2'	24:3L:35:A:O5'	2.12	0.67
26:14:1357:U:OP2	63:14:3840:HOH:O	2.12	0.67
27:1J:15:A:H5'	27:1J:16:G:C8	2.29	0.67
1:13:811:C:N3	63:13:1980:HOH:O	2.28	0.67
26:1H:428:A:OP1	63:1H:3896:HOH:O	2.12	0.67
26:1H:1006:C:H1'	38:58:106:MET:HE3	1.76	0.67
26:1H:1189:A:OP2	63:1H:3906:HOH:O	2.13	0.67
26:1H:1265:A:OP2	63:1H:3899:HOH:O	2.12	0.67
26:1H:1607:C:H4'	26:1H:1608:A:O5'	1.95	0.67
26:1H:1815:A:O3'	63:1H:3897:HOH:O	2.12	0.67
29:11:31:LYS:O	29:11:35:LYS:NZ	2.27	0.67
6:52:68:PRO:HG2	6:52:71:ARG:HG3	1.77	0.67
26:14:527:C:O2	63:14:3828:HOH:O	2.09	0.67
26:14:863:A:H2'	26:14:864:G:H8	1.59	0.67
29:19:93:ALA:HB3	29:19:105:ILE:HG22	1.76	0.67
1:13:843:U:OP1	1:13:848:C:N4	2.28	0.67

Continued on next page...

Continued from previous page...

Atom-1	Atom-2	Interatomic distance (Å)	Clash overlap (Å)
1:13:997:U:H3	1:13:1044:A:H61	1.43	0.67
4:3E:192:GLU:N	4:3E:192:GLU:OE1	2.28	0.67
11:2I:59:TYR:CE2	11:2I:63:LEU:HD11	2.30	0.67
26:1H:143:C:H5'	48:F8:35:THR:HG21	1.77	0.67
26:1H:1986:A:OP1	63:1H:3907:HOH:O	2.13	0.67
1:1G:382:A:H2'	1:1G:383:A:C8	2.29	0.67
1:1G:976:G:H5'	1:1G:1358:U:O2'	1.94	0.67
1:1G:1305:G:O2'	1:1G:1306:A:O5'	2.11	0.67
1:1G:1411:C:H2'	1:1G:1412:C:H6	1.60	0.67
4:32:57:ARG:HE	4:32:205:GLU:HB3	1.60	0.67
26:14:662:G:H5'	40:35:15:ARG:HA	1.77	0.67
26:14:824:A:H1'	26:14:2358:G:N7	2.10	0.67
31:39:133:ASN:HA	31:39:162:LEU:HD23	1.77	0.67
2:1E:97:TRP:CZ3	2:1E:172:ILE:HB	2.30	0.66
26:1H:76:C:O2'	53:K8:62:THR:HG21	1.95	0.66
26:1H:674:G:C1'	31:31:74:ARG:HD3	2.23	0.66
26:1H:725:G:N2	63:1H:3885:HOH:O	2.27	0.66
26:1H:2602:A:OP1	63:1H:3900:HOH:O	2.13	0.66
27:16:21:G:H1	27:16:62:C:H42	1.43	0.66
28:71:189:ILE:HG23	28:71:190:ARG:HD2	1.78	0.66
35:61:21:VAL:HG21	35:61:25:TYR:HD2	1.60	0.66
1:1G:564:C:O2'	8:72:91:ARG:NH2	2.28	0.66
10:1A:49:VAL:HG22	14:5A:41:ARG:HB2	1.76	0.66
18:9A:22:VAL:HG22	18:9A:23:LYS:H	1.60	0.66
26:14:1098:A:H3'	26:14:1099:G:H5''	1.77	0.66
27:1J:5:C:H42	27:1J:115:G:H1	1.43	0.66
35:69:50:ARG:HA	35:69:53:ALA:HB3	1.76	0.66
35:69:76:THR:O	35:69:76:THR:OG1	2.11	0.66
50:D5:80:ARG:HB3	50:D5:82:ARG:NH2	2.10	0.66
26:1H:1784:A:OP1	63:1H:3909:HOH:O	2.13	0.66
34:18:24:ILE:HG23	34:18:25:ASP:H	1.59	0.66
38:58:97:ARG:H	38:58:100:GLU:HG3	1.60	0.66
42:98:96:ARG:NH2	42:98:117:VAL:HG23	2.11	0.66
1:1G:359:U:H2'	1:1G:360:A:C8	2.31	0.66
1:1G:1273:G:H3'	1:1G:1274:G:C8	2.28	0.66
26:14:5:A:H5'	26:14:2783:G:OP1	1.95	0.66
26:1H:360:G:N7	63:1H:4043:HOH:O	2.29	0.66
26:1H:731:C:OP2	63:1H:3734:HOH:O	2.13	0.66
26:1H:1062:G:H2'	26:1H:1063:G:C8	2.30	0.66
26:1H:1434:A:H61	26:1H:1558:A:N6	1.93	0.66
29:11:142:VAL:HG23	29:11:193:VAL:HA	1.76	0.66

Continued on next page...

Continued from previous page...

Atom-1	Atom-2	Interatomic distance (Å)	Clash overlap (Å)
36:38:52:PHE:HB2	36:38:53:VAL:HG22	1.76	0.66
37:48:123:ALA:HA	37:48:126:MET:HB2	1.78	0.66
13:4A:54:VAL:HA	13:4A:57:ARG:HB3	1.78	0.66
26:14:1891:G:O6	63:14:3834:HOH:O	2.10	0.66
29:19:43:ARG:HH21	29:19:43:ARG:CG	2.08	0.66
46:95:67:GLY:O	46:95:88:ARG:HD2	1.95	0.66
1:13:280:C:N3	17:8I:39:SER:N	2.40	0.66
1:13:659:U:H2'	1:13:660:G:H8	1.60	0.66
1:13:661:G:H1	1:13:744:C:H42	1.43	0.66
63:2K:201:HOH:O	26:1H:2601:C:H5'	1.95	0.66
25:4K:8:A:H2'	25:4K:9:G:O4'	1.96	0.66
26:1H:1069:A:O2'	26:1H:1072:C:OP1	2.12	0.66
31:31:67:GLN:HG3	31:31:67:GLN:O	1.94	0.66
32:41:49:ASP:OD1	32:41:51:ARG:NE	2.29	0.66
1:1G:1453:G:O6	20:BA:54:LYS:NZ	2.28	0.66
10:1A:27:ALA:HB2	10:1A:85:LEU:HD11	1.77	0.66
26:14:34:C:H1'	26:14:35:G:OP1	1.95	0.66
26:14:607:U:H3	26:14:621:A:H2	1.43	0.66
26:14:910:A:H62	41:45:12:GLN:HA	1.61	0.66
1:1G:504:C:OP1	63:1G:1839:HOH:O	2.12	0.66
26:14:2037:G:H2'	26:14:2038:G:C8	2.30	0.66
26:14:2294:C:P	43:65:89:ARG:HH22	2.18	0.66
26:14:2331:G:H4'	51:E5:43:THR:H	1.60	0.66
41:45:34:LEU:HB2	41:45:118:LEU:HD13	1.77	0.66
1:13:1366:C:H2'	1:13:1367:C:H6	1.60	0.66
17:8I:77:VAL:HG12	17:8I:78:GLU:HB2	1.77	0.66
26:1H:243:U:OP1	59:Q8:6:THR:OG1	2.14	0.66
26:1H:1406:U:H2'	26:1H:1407:C:C6	2.30	0.66
29:11:12:SER:O	29:11:16:MET:HG3	1.95	0.66
38:58:13:TRP:N	38:58:133:GLN:OE1	2.28	0.66
57:O8:22:ALA:HB2	57:O8:42:TRP:CZ2	2.30	0.66
24:3L:54:G:H1	24:3L:62:C:N4	1.93	0.66
26:14:34:C:O2'	26:14:35:G:O5'	2.13	0.66
26:14:1581:G:H2'	26:14:1582:C:O4'	1.96	0.66
26:14:2592:G:N7	63:14:3955:HOH:O	2.28	0.66
32:49:11:TYR:OH	32:49:16:ARG:NH2	2.28	0.66
44:75:19:LEU:HD13	44:75:78:LEU:HD21	1.76	0.66
49:C5:89:PHE:CZ	49:C5:91:GLU:HB3	2.30	0.66
1:13:504:C:OP1	63:13:1946:HOH:O	2.13	0.66
1:13:1240:U:OP1	7:6E:119:ARG:NH2	2.28	0.66
2:1E:82:ARG:NE	2:1E:92:TYR:OH	2.29	0.66

Continued on next page...

Continued from previous page...

Atom-1	Atom-2	Interatomic distance (Å)	Clash overlap (Å)
5:4E:64:ARG:N	5:4E:64:ARG:HH11	1.94	0.66
26:1H:1049:C:C2'	26:1H:1050:A:H5''	2.23	0.66
26:1H:1813:G:OP2	63:1H:3915:HOH:O	2.14	0.66
40:78:43:GLY:HA3	63:78:306:HOH:O	1.95	0.66
40:78:81:GLN:HG2	40:78:106:LEU:HD23	1.78	0.66
1:1G:1286:A:H2'	1:1G:1287:A:H4'	1.77	0.66
1:1G:1316:G:H22	1:1G:1319:A:H5''	1.57	0.66
26:14:784:A:OP2	63:14:3848:HOH:O	2.13	0.66
27:1J:18:G:H2'	27:1J:19:G:C8	2.30	0.66
28:79:13:LYS:NZ	28:79:31:GLU:O	2.28	0.66
31:39:25:PRO:HB3	31:39:28:ILE:HG23	1.76	0.66
33:59:102:ALA:HB1	33:59:115:VAL:O	1.95	0.66
4:3E:19:LEU:HB3	4:3E:21:LEU:HD21	1.76	0.66
26:1H:1083:U:H4'	36:38:41:ARG:HD3	1.78	0.66
26:1H:1467:C:H42	26:1H:1525:G:H1	1.44	0.66
37:48:60:TYR:HE1	37:48:66:THR:HB	1.59	0.66
1:1G:297:G:N2	1:1G:300:A:OP2	2.28	0.66
1:1G:352:C:OP2	63:1G:1841:HOH:O	2.13	0.66
1:1G:955:U:H1'	1:1G:1227:A:H61	1.61	0.66
7:62:27:ILE:HA	7:62:30:ILE:HD12	1.77	0.66
21:1B:2:GLY:O	21:1B:4:GLY:N	2.29	0.66
26:14:642:G:N2	26:14:645:C:OP2	2.29	0.66
26:14:2591:C:O3'	63:14:3850:HOH:O	2.13	0.66
26:14:2794:C:H42	26:14:2804:C:H1'	1.60	0.66
50:D5:67:LEU:HD23	50:D5:68:PRO:HD2	1.78	0.66
1:13:142:G:H2'	1:13:143:A:H8	1.61	0.66
1:13:330:C:O2	63:13:1940:HOH:O	2.09	0.66
1:13:407:G:OP1	4:3E:115:ARG:NH2	2.28	0.66
1:13:538:G:H5''	12:3I:114:LYS:HB2	1.76	0.66
9:8E:59:PHE:HZ	9:8E:88:TYR:HE2	1.44	0.66
11:2I:21:ILE:HG12	11:2I:30:VAL:HG12	1.78	0.66
26:1H:2137:C:O2	26:1H:2155:G:N1	2.29	0.66
27:16:40:U:H1'	27:16:45:A:H61	1.60	0.66
1:1G:145:G:H1	1:1G:177:C:H42	1.44	0.66
1:1G:974:A:OP2	14:5A:41:ARG:NH1	2.25	0.66
1:1G:1409:C:N4	63:1G:1853:HOH:O	2.24	0.66
2:12:84:GLU:HB3	2:12:219:VAL:HG11	1.77	0.66
22:1L:6:C:H42	22:1L:68:G:H1	1.44	0.66
24:3L:62:C:O5'	24:3L:62:C:H6	1.79	0.66
26:14:870:A:H5''	41:45:6:ARG:HB3	1.78	0.66
26:14:929:G:N1	63:14:3910:HOH:O	2.23	0.66

Continued on next page...

Continued from previous page...

Atom-1	Atom-2	Interatomic distance (Å)	Clash overlap (Å)
26:14:1828:G:OP1	63:14:3846:HOH:O	2.13	0.66
30:29:36:ARG:HG2	30:29:47:VAL:HG22	1.77	0.66
39:25:63:VAL:HB	39:25:102:VAL:HG12	1.76	0.66
43:65:107:GLU:H	43:65:110:LEU:HD11	1.59	0.66
1:13:509:A:N1	63:13:1986:HOH:O	2.29	0.66
1:13:1218:C:H2'	1:13:1219:U:C6	2.31	0.66
26:1H:1887:C:H2'	26:1H:1888:G:H5'	1.77	0.66
26:1H:2781:A:H5'	26:1H:2782:G:H5'	1.77	0.66
34:18:24:ILE:O	34:18:27:LEU:N	2.25	0.66
36:38:120:LYS:HG3	36:38:122:VAL:HG23	1.78	0.66
49:G8:76:CYS:O	49:G8:78:ALA:N	2.24	0.66
26:14:458:G:O6	63:14:3845:HOH:O	2.13	0.66
29:19:43:ARG:HA	29:19:49:ILE:HA	1.77	0.66
1:13:316:G:OP2	1:13:351:G:O2'	2.14	0.65
1:13:1133:G:N7	63:13:1989:HOH:O	2.29	0.65
2:1E:27:LYS:HE2	2:1E:193:ASP:HB2	1.78	0.65
16:7I:3:LYS:HG3	16:7I:24:ALA:HB2	1.77	0.65
26:1H:748:G:OP2	47:E8:88:ARG:HG3	1.96	0.65
26:1H:2109:U:H1'	26:1H:2181:G:N2	2.11	0.65
31:31:65:TRP:CZ3	31:31:72:ARG:HB3	2.31	0.65
50:H8:48:PHE:HA	50:H8:51:ALA:HB3	1.78	0.65
57:O8:47:THR:HG22	57:O8:48:VAL:HG23	1.76	0.65
3:22:111:LEU:HD11	3:22:144:SER:HB3	1.78	0.65
20:BA:89:ARG:NH1	20:BA:105:SER:O	2.26	0.65
26:14:761:A:OP2	63:14:3849:HOH:O	2.13	0.65
1:13:1436:U:OP1	20:BI:23:ARG:NH2	2.27	0.65
26:1H:2701:C:H3'	26:1H:2702:U:C5'	2.25	0.65
28:71:46:LYS:HD2	28:71:211:SER:HB3	1.78	0.65
1:1G:158:G:H1	1:1G:163:C:H42	1.41	0.65
1:1G:1443:G:N2	44:75:119:LYS:HB2	2.12	0.65
26:14:320:A:OP1	31:39:135:LYS:NZ	2.28	0.65
26:14:2016:U:O2	56:J5:7:PRO:HG2	1.95	0.65
50:D5:76:LEU:HA	50:D5:83:PRO:HA	1.78	0.65
26:1H:730:C:H3'	63:1H:3889:HOH:O	1.96	0.65
26:1H:880:G:H1	26:1H:897:C:H42	1.45	0.65
26:1H:1042:G:N2	26:1H:1113:U:O2	2.18	0.65
26:1H:1375:C:H3'	63:1H:3747:HOH:O	1.96	0.65
26:1H:1434:A:H61	26:1H:1558:A:H62	1.42	0.65
26:1H:1786:A:H2	26:1H:2606:C:H1'	1.61	0.65
26:1H:1846:G:O6	63:1H:3862:HOH:O	2.09	0.65
37:48:80:LYS:HE2	37:48:107:ILE:HG12	1.78	0.65

Continued on next page...

Continued from previous page...

Atom-1	Atom-2	Interatomic distance (Å)	Clash overlap (Å)
56:N8:41:PRO:O	56:N8:44:THR:OG1	2.14	0.65
1:1G:539:A:H2'	1:1G:540:G:C8	2.32	0.65
3:22:20:SER:HB2	3:22:40:ARG:HH22	1.61	0.65
26:14:2425:A:H4'	26:14:2426:A:H5''	1.78	0.65
3:2E:6:HIS:CE1	3:2E:8:ILE:HB	2.31	0.65
4:3E:107:ARG:HH22	4:3E:194:LEU:HD13	1.62	0.65
26:1H:974(A):C:OP1	63:1H:3918:HOH:O	2.15	0.65
27:16:82:G:N7	63:16:310:HOH:O	2.30	0.65
33:51:30:LYS:HE3	33:51:81:GLU:H	1.61	0.65
35:61:79:ILE:HB	35:61:141:LYS:O	1.97	0.65
37:48:12:LEU:HB3	37:48:13:PRO:HA	1.79	0.65
38:58:38:HIS:NE2	38:58:50:ASP:OD2	2.27	0.65
48:F8:5:TYR:O	53:K8:36:ARG:NH2	2.30	0.65
55:M8:18:CYS:SG	55:M8:39:CYS:HB2	2.37	0.65
26:14:162:U:H4'	26:14:171:G:O4'	1.96	0.65
26:14:265:A:N6	26:14:427:U:O2'	2.28	0.65
26:14:386:G:H5'	63:14:3733:HOH:O	1.95	0.65
26:14:1890:A:OP2	63:14:3854:HOH:O	2.14	0.65
26:14:2267:A:OP2	63:14:3851:HOH:O	2.13	0.65
26:14:2512:C:H5''	26:14:2513:G:OP2	1.97	0.65
26:1H:732:C:H3'	63:1H:3937:HOH:O	1.96	0.65
26:1H:1783:A:OP2	63:1H:3898:HOH:O	2.12	0.65
1:1G:677:U:H3	1:1G:713:G:H22	1.43	0.65
1:1G:827:U:H3	1:1G:872:A:N6	1.92	0.65
13:4A:12:ASN:O	13:4A:12:ASN:ND2	2.29	0.65
26:14:887:A:N6	26:14:889:C:O4'	2.30	0.65
26:14:1774:C:OP1	63:14:3847:HOH:O	2.13	0.65
1:13:578:C:OP1	63:13:1948:HOH:O	2.13	0.65
8:7E:121:ASP:HB2	8:7E:125:ARG:NH2	2.12	0.65
19:AI:40:ILE:HG12	19:AI:41:VAL:H	1.61	0.65
26:1H:1010:A:OP2	63:1H:3912:HOH:O	2.14	0.65
26:1H:1890:A:OP2	63:1H:3910:HOH:O	2.13	0.65
26:1H:2129:C:H1'	26:1H:2160:G:H22	1.60	0.65
26:1H:2470:G:H5'	41:88:56:ARG:NH2	2.12	0.65
9:82:14:VAL:HB	9:82:66:ARG:H	1.61	0.65
26:14:219:G:OP2	63:14:3844:HOH:O	2.12	0.65
26:14:833:U:O2	40:35:55:ARG:NH1	2.28	0.65
26:14:1496:A:H8	26:14:1577:C:O2'	1.78	0.65
26:14:1537:C:O2'	26:14:1538:G:O4'	2.11	0.65
26:14:2499:C:OP1	63:14:3855:HOH:O	2.14	0.65
1:13:627:G:H2'	1:13:628:G:H8	1.61	0.65

Continued on next page...

Continued from previous page...

Atom-1	Atom-2	Interatomic distance (Å)	Clash overlap (Å)
8:7E:85:ARG:NE	8:7E:87:SER:O	2.29	0.65
26:1H:1221:C:H2'	26:1H:1222:C:H6	1.61	0.65
26:1H:2124:G:H1	26:1H:2174:C:H42	1.43	0.65
35:61:37:VAL:HG22	35:61:38:LEU:HD12	1.77	0.65
37:48:34:ILE:HD11	37:48:38:VAL:HG13	1.78	0.65
9:82:17:VAL:HA	9:82:63:ILE:HG12	1.78	0.65
10:1A:22:LYS:HE2	10:1A:90:LEU:HD13	1.79	0.65
16:7A:22:THR:HA	16:7A:33:ILE:HD12	1.79	0.65
26:14:1129:A:N6	26:14:2491:U:OP1	2.30	0.65
26:14:2121:G:N2	28:79:166:ASP:OD2	2.29	0.65
49:C5:52:SER:N	49:C5:56:PRO:HA	2.11	0.65
1:13:486:U:H2'	1:13:487:A:C8	2.32	0.65
1:13:584:G:OP1	17:8I:91:ARG:NH2	2.29	0.65
15:6I:25:THR:HG21	15:6I:70:LEU:HB2	1.78	0.65
23:2K:62:C:H2'	23:2K:63:C:H6	1.61	0.65
26:1H:36:G:N7	63:1H:4053:HOH:O	2.30	0.65
26:1H:71:A:H2	48:F8:31:HIS:HE2	1.44	0.65
26:1H:567:A:OP1	63:1H:3911:HOH:O	2.14	0.65
26:1H:946:G:OP2	63:1H:3917:HOH:O	2.14	0.65
26:1H:1416:G:O2'	26:1H:1417:C:O5'	2.15	0.65
29:11:260:ARG:HH22	29:11:266:SER:HB3	1.61	0.65
35:61:39:ALA:HB1	35:61:44:LEU:HD13	1.78	0.65
48:F8:15:GLU:H	48:F8:15:GLU:CD	1.99	0.65
1:1G:1500:A:OP1	63:1G:1814:HOH:O	2.15	0.65
26:14:1754:C:OP1	44:75:96:ARG:NH1	2.30	0.65
26:14:2624:G:N7	63:14:3982:HOH:O	2.29	0.65
1:13:939:G:H2'	1:13:940:C:C6	2.32	0.65
1:13:1095:U:OP2	63:13:1939:HOH:O	2.13	0.65
24:3K:26:U:H3'	24:3K:27:A:H5''	1.79	0.65
26:1H:1525:G:H2'	26:1H:1526:G:H8	1.60	0.65
26:1H:1992:G:N7	63:1H:4046:HOH:O	2.29	0.65
4:32:150:GLU:O	4:32:152:SER:N	2.30	0.65
24:3L:8:U:N3	24:3L:14:A:N7	2.41	0.65
48:B5:51:VAL:HG13	48:B5:81:VAL:HG23	1.79	0.65
1:13:54:C:N4	1:13:353:A:OP2	2.29	0.65
1:13:1372:U:H5''	9:8E:71:SER:HB3	1.78	0.65
24:3K:37:G:H2'	24:3K:38:A:C8	2.32	0.65
26:1H:1021:A:H8	26:1H:1021:A:H3'	1.61	0.65
26:1H:1859:A:N6	26:1H:1883:G:O2'	2.30	0.65
26:1H:1932:A:H2'	26:1H:1933:G:O4'	1.97	0.65
50:H8:7:ALA:HB3	50:H8:61:LEU:HB2	1.79	0.65

Continued on next page...

Continued from previous page...

Atom-1	Atom-2	Interatomic distance (Å)	Clash overlap (Å)
1:1G:1053:G:H4'	1:1G:1054:C:O5'	1.96	0.65
1:1G:1320:C:O2	19:AA:36:ARG:NH2	2.29	0.65
23:2L:9:G:N3	23:2L:46:G:H2'	2.12	0.65
26:14:547:A:H2'	26:14:548:A:C8	2.32	0.65
26:14:2429:G:O6	40:35:61:ARG:NH2	2.30	0.65
26:14:2448:A:OP2	63:14:3716:HOH:O	2.15	0.65
27:1J:52:A:N6	43:65:33:LYS:HG3	2.12	0.65
27:1J:103:U:O2'	50:D5:72:ARG:HG2	1.97	0.65
41:45:36:ALA:HB2	41:45:103:MET:SD	2.37	0.65
44:75:55:ASN:N	44:75:59:THR:HG22	2.11	0.65
2:1E:84:GLU:HB3	2:1E:219:VAL:HG11	1.78	0.64
10:1I:56:HIS:O	10:1I:58:ASP:N	2.29	0.64
15:6I:15:PHE:CE1	15:6I:84:LYS:HD2	2.32	0.64
26:1H:1084:A:H5'	36:38:52:PHE:HB3	1.79	0.64
26:1H:1189:A:OP2	63:1H:3913:HOH:O	2.14	0.64
26:1H:1533:C:O2	26:1H:1539:G:N2	2.30	0.64
26:1H:1591:G:H2'	26:1H:1592:C:H6	1.61	0.64
26:1H:2096:U:H3	26:1H:2193:G:H1	1.44	0.64
26:1H:2705:A:OP2	63:1H:3922:HOH:O	2.15	0.64
27:16:15:A:H4'	27:16:15:A:OP1	1.97	0.64
50:H8:139:VAL:HG13	50:H8:155:LEU:HD21	1.77	0.64
1:1G:222:U:H2'	1:1G:223:U:C6	2.32	0.64
1:1G:1179:A:H4'	9:82:103:THR:HA	1.78	0.64
26:14:1210:A:H5'	26:14:1212:G:C5'	2.27	0.64
28:79:181:PRO:HG2	28:79:184:LYS:HE2	1.80	0.64
43:65:3:ARG:HE	43:65:4:LEU:N	1.96	0.64
45:85:91:ASP:O	45:85:92:ARG:HG3	1.96	0.64
1:13:971:G:N2	1:13:1363:A:OP2	2.26	0.64
5:4E:41:VAL:HG13	5:4E:113:ALA:HB2	1.78	0.64
11:2I:17:GLY:O	11:2I:80:VAL:HA	1.96	0.64
22:1K:76:C:H2'	22:1K:77:A:C8	2.32	0.64
26:1H:583:G:N7	63:1H:4052:HOH:O	2.30	0.64
26:1H:945:A:N3	63:1H:4054:HOH:O	2.30	0.64
26:1H:1900:A:OP2	63:1H:3919:HOH:O	2.15	0.64
37:48:77:LEU:HD22	37:48:108:ALA:HB2	1.77	0.64
38:58:34:LEU:HD21	38:58:120:LEU:HB2	1.79	0.64
56:N8:39:MET:O	56:N8:40:LYS:HD2	1.97	0.64
26:14:323:G:HO2'	26:14:1205:U:H3	1.40	0.64
26:14:1604:C:OP1	63:14:3861:HOH:O	2.15	0.64
26:14:2168:G:HO2'	26:14:2169:A:C5'	2.09	0.64
1:13:501:C:H2'	1:13:502:G:C8	2.33	0.64

Continued on next page...

Continued from previous page...

Atom-1	Atom-2	Interatomic distance (Å)	Clash overlap (Å)
1:13:1239:A:H62	1:13:1299:A:H62	1.44	0.64
26:1H:49:A:N7	26:1H:120:U:H5	1.96	0.64
32:41:35:GLU:OE1	32:41:36:LYS:N	2.30	0.64
1:1G:395:C:N4	63:1G:1865:HOH:O	2.30	0.64
3:22:62:ASP:O	3:22:98:ASN:ND2	2.30	0.64
4:32:20:TYR:CD1	4:32:26:CYS:HB3	2.32	0.64
26:14:2052:G:H4'	30:29:143:ASN:O	1.96	0.64
26:14:2173:A:O2'	26:14:2174:C:OP1	2.14	0.64
33:59:6:ARG:HB2	33:59:66:GLY:HA2	1.80	0.64
54:H5:4:LEU:O	54:H5:36:VAL:HA	1.97	0.64
17:8I:76:LEU:HD21	17:8I:79:SER:HB3	1.77	0.64
26:1H:1127:A:H2'	26:1H:1128:A:H5''	1.79	0.64
26:1H:1267:U:O3'	63:1H:3925:HOH:O	2.15	0.64
26:1H:1351:C:OP2	63:1H:3914:HOH:O	2.14	0.64
26:1H:1794:U:H2'	26:1H:1795:C:H6	1.62	0.64
33:51:167:GLU:N	33:51:167:GLU:OE2	2.31	0.64
40:78:47:ASP:OD2	40:78:50:ARG:NH2	2.30	0.64
1:1G:890:G:O2'	1:1G:906:G:O6	2.13	0.64
1:1G:1041:A:OP2	63:1G:1842:HOH:O	2.14	0.64
26:14:5:A:H62	26:14:2629:A:HO2'	1.46	0.64
26:14:2128:C:H42	26:14:2160:G:H1	1.43	0.64
26:14:2250:G:C6	41:45:82:ARG:HD2	2.32	0.64
40:35:125:VAL:HG13	40:35:144:GLU:HB3	1.79	0.64
42:55:24:GLN:OE1	42:55:36:THR:HG21	1.97	0.64
46:95:53:GLU:OE1	46:95:53:GLU:N	2.22	0.64
47:A5:88:ARG:NH1	47:A5:94:ASP:OD2	2.29	0.64
1:13:67:C:H2'	1:13:68:G:C8	2.33	0.64
1:13:355:C:OP2	63:13:1949:HOH:O	2.14	0.64
7:6E:15:ASP:HB3	7:6E:20:ASP:H	1.63	0.64
1:1G:272:C:H2'	1:1G:273:A:H8	1.61	0.64
1:1G:408:A:N6	63:1G:1868:HOH:O	2.30	0.64
1:1G:977:A:O2'	1:1G:981:U:N3	2.28	0.64
3:22:11:ARG:NH2	3:22:177:THR:O	2.30	0.64
26:14:120:U:OP2	63:14:3853:HOH:O	2.14	0.64
26:14:273(C):C:H42	26:14:363(C):G:H1	1.45	0.64
26:14:690:G:O2'	29:19:43:ARG:NH1	2.30	0.64
26:14:1577:C:OP2	63:14:3858:HOH:O	2.15	0.64
26:14:1599:C:H2'	26:14:1600:C:H6	1.62	0.64
26:14:2588:G:OP2	63:14:3862:HOH:O	2.15	0.64
3:2E:123:GLN:O	3:2E:128:PHE:HB2	1.97	0.64
8:7E:34:GLU:HB3	8:7E:118:VAL:HG21	1.80	0.64

Continued on next page...

Continued from previous page...

Atom-1	Atom-2	Interatomic distance (Å)	Clash overlap (Å)
26:1H:507:A:H5'	26:1H:508:G:H3'	1.80	0.64
59:Q8:33:ASN:HA	59:Q8:36:LYS:HD2	1.79	0.64
1:1G:147:G:H1	1:1G:175:C:H42	1.44	0.64
3:22:109:PRO:HB2	3:22:115:LEU:HD12	1.79	0.64
26:14:577:G:O2'	26:14:1254:A:OP1	2.13	0.64
26:14:698:C:O2'	26:14:734:A:N6	2.31	0.64
26:14:1170:G:H2'	26:14:1171:G:H5'	1.80	0.64
26:14:1678:G:N2	26:14:1989:G:H22	1.93	0.64
26:14:1794:U:H2'	26:14:1795:C:H6	1.62	0.64
26:14:2693:A:H2'	26:14:2694:G:H8	1.63	0.64
45:85:110:VAL:HG12	45:85:114:LYS:HD3	1.80	0.64
1:13:1459:C:OP1	20:BI:31:SER:OG	2.16	0.64
10:1I:75:ILE:HG13	10:1I:76:ASN:N	2.13	0.64
11:2I:79:SER:OG	11:2I:106:LYS:NZ	2.28	0.64
28:71:59:ARG:HA	28:71:164:ARG:HA	1.80	0.64
30:21:12:THR:OG1	30:21:13:ARG:N	2.30	0.64
31:31:119:ARG:HB3	31:31:119:ARG:CZ	2.28	0.64
39:68:2:ILE:HD12	39:68:6:THR:HG21	1.80	0.64
39:68:19:ILE:HG22	39:68:43:VAL:HA	1.79	0.64
42:98:20:LEU:HD21	42:98:40:LYS:HD3	1.78	0.64
1:1G:1124:G:O2'	1:1G:1145:C:N4	2.31	0.64
2:12:16:HIS:CD2	2:12:209:ARG:HD2	2.33	0.64
28:79:14:VAL:HG22	28:79:222:VAL:HG22	1.79	0.64
32:49:125:PHE:HB3	32:49:166:ASP:HB2	1.80	0.64
23:2K:48:U:O2'	23:2K:49:C:OP2	2.14	0.64
26:1H:882:G:H1	26:1H:894:C:H42	1.44	0.64
26:1H:1022:G:OP1	38:58:69:GLN:NE2	2.31	0.64
33:51:106:THR:HG22	33:51:112:PRO:HB3	1.80	0.64
34:28:5:ILE:HG23	34:28:9:LYS:HD2	1.78	0.64
53:K8:17:SER:HB3	53:K8:67:LYS:HE3	1.80	0.64
11:2A:48:ILE:HG13	11:2A:63:LEU:HB3	1.80	0.64
26:14:270(H):C:H2'	26:14:270(I):G:C8	2.33	0.64
26:14:1170:G:O6	26:14:1178:C:N4	2.31	0.64
1:13:454:C:H3'	1:13:455:C:C5	2.32	0.64
1:13:1177:G:OP1	1:13:1177:G:H4'	1.97	0.64
2:1E:189:ASP:OD1	2:1E:189:ASP:N	2.31	0.64
9:8E:17:VAL:HG21	9:8E:80:GLY:HA3	1.78	0.64
26:1H:274:G:N2	26:1H:276:A:H61	1.96	0.64
26:1H:1417:C:OP2	63:1H:3923:HOH:O	2.15	0.64
26:1H:2292:C:P	43:A8:17:ARG:HH22	2.19	0.64
33:51:144:VAL:O	33:51:148:ILE:HG12	1.96	0.64

Continued on next page...

Continued from previous page...

Atom-1	Atom-2	Interatomic distance (Å)	Clash overlap (Å)
36:38:87:VAL:HG22	36:38:91:LYS:HB3	1.78	0.64
40:78:91:PHE:O	40:78:121:LYS:NZ	2.30	0.64
40:78:94:GLU:O	40:78:94:GLU:HG3	1.98	0.64
49:G8:28:LYS:NZ	49:G8:64:GLU:OE2	2.28	0.64
1:1G:407:G:OP1	4:32:115:ARG:NH2	2.31	0.64
1:1G:1095:U:OP1	1:1G:1108:G:N2	2.30	0.64
9:82:28:VAL:HG22	9:82:63:ILE:HB	1.80	0.64
24:3L:54:G:O2'	28:79:54:SER:OG	2.16	0.64
26:14:1315:C:OP2	63:14:3779:HOH:O	2.14	0.64
26:14:2749:A:N1	26:14:2750:A:N6	2.46	0.64
31:39:150:GLY:HA2	31:39:172:TRP:CD2	2.33	0.64
1:13:611:A:N6	1:13:629:G:H1	1.92	0.64
5:4E:33:VAL:HG11	5:4E:109:ILE:HA	1.79	0.64
26:1H:503:A:H4'	26:1H:504:U:H5''	1.80	0.64
26:1H:1520:U:H2'	26:1H:1521:G:O4'	1.98	0.64
29:11:17:THR:HG22	29:11:204:ILE:HA	1.79	0.64
50:H8:169:GLU:OE1	50:H8:170:THR:N	2.20	0.64
2:12:172:ILE:H	2:12:172:ILE:HD12	1.63	0.64
8:72:120:THR:HG23	8:72:122:ARG:H	1.63	0.64
12:3A:60:LEU:HB2	12:3A:64:TYR:HB2	1.80	0.64
26:14:1931:U:O4'	63:14:3863:HOH:O	2.15	0.64
35:69:75:LEU:HD23	35:69:76:THR:H	1.63	0.64
45:85:66:ASN:HD21	45:85:70:ARG:HE	1.46	0.64
26:1H:240:G:O6	63:1H:3887:HOH:O	2.11	0.63
26:1H:249:C:OP1	63:1H:3920:HOH:O	2.15	0.63
26:1H:1672:C:H5''	26:1H:1673:U:OP2	1.98	0.63
26:1H:2327:A:H2'	26:1H:2328:A:H8	1.63	0.63
1:1G:699:C:H2'	1:1G:700:G:H5''	1.81	0.63
8:72:86:ILE:HG12	8:72:135:CYS:HA	1.78	0.63
26:14:26:G:OP1	47:A5:80:PRO:HB3	1.98	0.63
26:14:1163:G:H2'	26:14:1164:G:H8	1.62	0.63
1:13:505:G:N7	63:13:1994:HOH:O	2.30	0.63
8:7E:46:LYS:HE3	8:7E:62:TYR:HB3	1.79	0.63
20:BI:82:SER:O	20:BI:86:ARG:HG3	1.98	0.63
26:1H:1892:C:N4	63:1H:4073:HOH:O	2.32	0.63
33:51:94:TYR:CE2	33:51:160:LYS:HB2	2.33	0.63
40:78:79:ARG:HB2	40:78:110:TYR:CD1	2.34	0.63
5:42:57:LYS:HE3	5:42:61:TYR:OH	1.99	0.63
15:6A:39:LEU:HD12	15:6A:56:LEU:HD13	1.78	0.63
26:14:1771:C:O2'	26:14:1786:A:H8	1.82	0.63
26:14:2431:U:OP1	63:14:3859:HOH:O	2.15	0.63

Continued on next page...

Continued from previous page...

Atom-1	Atom-2	Interatomic distance (Å)	Clash overlap (Å)
46:95:98:GLU:OE2	46:95:100:ARG:HG2	1.99	0.63
52:F5:80:LEU:HA	52:F5:82:LEU:HD12	1.81	0.63
4:3E:7:PRO:HB2	4:3E:10:ARG:HD2	1.81	0.63
20:BI:73:HIS:HB3	20:BI:74:LYS:HD2	1.81	0.63
26:1H:2233:U:H2'	26:1H:2234:G:C8	2.33	0.63
35:61:83:ALA:HB2	35:61:144:VAL:HG23	1.79	0.63
39:68:120:GLU:OE1	44:B8:67:SER:OG	2.16	0.63
2:12:48:MET:HA	2:12:51:LEU:HB2	1.80	0.63
2:12:163:PHE:CD1	2:12:185:ILE:HG13	2.33	0.63
4:32:150:GLU:HG2	4:32:151:LYS:HB2	1.80	0.63
26:14:797:C:OP2	31:39:62:ARG:HG3	1.98	0.63
26:14:2210:G:H3'	26:14:2211:G:C5	2.34	0.63
31:39:3:GLU:OE1	31:39:3:GLU:N	2.31	0.63
1:13:1133:G:H2'	1:13:1134:G:C8	2.34	0.63
1:13:1226:C:H4'	19:AI:80:TYR:OH	1.98	0.63
26:1H:598:G:H5'	40:78:11:GLY:HA3	1.79	0.63
26:1H:1077:A:H3'	26:1H:1078:U:H5''	1.80	0.63
26:1H:2210:G:H3'	26:1H:2211:G:C5	2.33	0.63
27:16:42:C:H4'	32:41:67:LYS:HE3	1.81	0.63
28:71:33:ALA:HB1	28:71:39:GLU:HB3	1.80	0.63
40:78:60:MET:HA	59:Q8:13:ARG:NH1	2.12	0.63
57:O8:22:ALA:HB2	57:O8:42:TRP:HZ2	1.62	0.63
1:1G:1014:A:H2'	1:1G:1015:A:C8	2.33	0.63
1:1G:1255:G:P	10:1A:45:ARG:HH22	2.21	0.63
11:2A:22:HIS:HB3	11:2A:29:ILE:HG12	1.80	0.63
23:2L:41:C:H2'	23:2L:42:C:H6	1.64	0.63
26:14:330:A:H2	26:14:1210:A:HO2'	1.44	0.63
26:14:832:G:H5'	40:35:45:LEU:HD12	1.80	0.63
26:14:2801:A:H2'	26:14:2802:G:H4'	1.81	0.63
38:15:38:HIS:CE1	38:15:39:ARG:HG3	2.33	0.63
40:35:3:LEU:HA	40:35:6:LEU:HD23	1.80	0.63
44:75:6:LEU:HD12	44:75:9:LEU:HD13	1.81	0.63
49:C5:97:ARG:HG3	49:C5:106:LEU:HD12	1.81	0.63
59:M5:51:ALA:HB1	59:M5:53:PRO:HD2	1.78	0.63
2:1E:212:GLN:NE2	2:1E:233:SER:O	2.31	0.63
10:1I:46:ARG:HG3	10:1I:64:GLU:HB3	1.78	0.63
26:1H:205:G:O5'	63:1H:3930:HOH:O	2.16	0.63
26:1H:707:G:O6	63:1H:3885:HOH:O	2.11	0.63
26:1H:1593:G:H2'	26:1H:1594:G:H8	1.64	0.63
32:41:97:ASP:O	32:41:101:ILE:HG23	1.99	0.63
40:78:15:ARG:HH12	40:78:17:LYS:HD2	1.64	0.63

Continued on next page...

Continued from previous page...

Atom-1	Atom-2	Interatomic distance (Å)	Clash overlap (Å)
13:4A:16:ASP:OD1	13:4A:16:ASP:N	2.30	0.63
26:14:1786:A:OP1	63:14:3860:HOH:O	2.15	0.63
63:14:3805:HOH:O	31:39:55:GLY:HA2	1.97	0.63
29:19:32:SER:HA	29:19:35:LYS:HE2	1.79	0.63
41:45:134:ARG:N	41:45:135:ASP:OD1	2.30	0.63
44:75:26:ASP:O	44:75:49:VAL:HG22	1.98	0.63
48:B5:27:THR:HG23	48:B5:80:ILE:HB	1.80	0.63
1:13:895:G:N7	63:13:1991:HOH:O	2.30	0.63
4:3E:88:VAL:HB	4:3E:91:SER:HB3	1.81	0.63
5:4E:126:ARG:HG3	5:4E:126:ARG:HH11	1.64	0.63
8:7E:82:HIS:NE2	8:7E:136:GLU:OE2	2.31	0.63
19:AI:41:VAL:HG11	19:AI:45:VAL:HG13	1.80	0.63
26:1H:928:G:N7	63:1H:4051:HOH:O	2.30	0.63
33:51:155:SER:HA	33:51:156:ALA:HB3	1.81	0.63
1:1G:584:G:O6	63:1G:1840:HOH:O	2.13	0.63
8:72:116:LYS:HD2	8:72:129:VAL:HG11	1.80	0.63
16:7A:34:GLU:OE1	16:7A:55:ARG:NH1	2.31	0.63
26:14:863:A:H2'	26:14:864:G:C8	2.34	0.63
29:19:69:ARG:HD3	29:19:105:ILE:HD11	1.79	0.63
1:13:575:G:O6	63:13:1944:HOH:O	2.12	0.63
26:1H:943:U:OP2	40:78:36:LYS:NZ	2.19	0.63
26:1H:1332:G:H5'	26:1H:1332:G:C8	2.34	0.63
26:1H:1864:U:H2'	26:1H:1869:G:H5''	1.81	0.63
26:1H:2154:G:H2'	26:1H:2155:G:C8	2.34	0.63
26:1H:2452:C:OP1	63:1H:3929:HOH:O	2.16	0.63
31:31:28:ILE:HD13	31:31:116:ASP:HB2	1.80	0.63
31:31:178:PRO:HB3	31:31:198:ALA:HB1	1.79	0.63
44:B8:105:LEU:HB3	44:B8:110:ILE:HG22	1.81	0.63
51:I8:37:LEU:HD21	51:I8:61:ALA:H	1.63	0.63
1:1G:1300:G:O2'	1:1G:1301:U:O5'	2.15	0.63
26:14:990:A:H5'	26:14:990:A:H8	1.63	0.63
26:14:2352:A:C2	51:E5:33:ALA:HB1	2.34	0.63
31:39:149:ASP:N	31:39:149:ASP:OD1	2.29	0.63
1:13:677:U:H3	1:13:713:G:H22	1.46	0.63
1:13:1149:C:H2'	1:13:1150:U:C6	2.34	0.63
2:1E:27:LYS:HB2	2:1E:194:PRO:HD2	1.79	0.63
6:5E:70:ASP:OD1	6:5E:70:ASP:N	2.22	0.63
10:II:50:ILE:HA	10:II:60:ARG:HG2	1.79	0.63
26:1H:1287:A:C8	42:98:107:ASP:HB2	2.34	0.63
26:1H:2150:U:H2'	26:1H:2151:G:C8	2.33	0.63
40:78:89:ALA:HA	40:78:121:LYS:HD3	1.79	0.63

Continued on next page...

Continued from previous page...

Atom-1	Atom-2	Interatomic distance (Å)	Clash overlap (Å)
41:88:54:MET:O	41:88:57:HIS:N	2.31	0.63
50:H8:108:PRO:HB2	50:H8:112:ARG:HG3	1.80	0.63
1:1G:539:A:H2'	1:1G:540:G:H8	1.63	0.63
2:12:33:TYR:HB2	2:12:43:ASP:HA	1.80	0.63
10:1A:32:ALA:HA	10:1A:75:ILE:HD11	1.80	0.63
11:2A:81:ASP:N	11:2A:81:ASP:OD1	2.30	0.63
24:3L:37:G:H21	25:4L:14:A:H62	1.47	0.63
31:39:78:ILE:HA	31:39:83:PHE:CD2	2.34	0.63
50:D5:76:LEU:H	50:D5:76:LEU:HD23	1.62	0.63
6:5E:97:PHE:O	18:9I:31:LEU:HD23	1.99	0.63
8:7E:104:ARG:HG3	8:7E:138:TRP:CG	2.34	0.63
26:1H:2751:G:C4	33:51:3:ARG:HB3	2.33	0.63
1:1G:1142:G:H3'	1:1G:1143:G:H8	1.62	0.63
26:14:2125:G:N2	26:14:2172:U:OP1	2.32	0.63
26:14:2674:G:H4'	39:25:30:ALA:HB2	1.81	0.63
30:29:37:ARG:HD2	30:29:44:TYR:OH	1.99	0.63
33:59:88:LEU:H	33:59:88:LEU:CD1	2.12	0.63
1:13:1249:C:O2'	9:8E:73:GLN:OE1	2.15	0.62
26:1H:1657:C:H2'	26:1H:1658:C:C6	2.35	0.62
26:1H:2593:U:H2'	26:1H:2594:C:H6	1.64	0.62
29:11:31:LYS:HG3	29:11:33:LEU:HD21	1.81	0.62
1:1G:402:G:O6	63:1G:1835:HOH:O	2.11	0.62
1:1G:1142:G:H3'	1:1G:1143:G:C8	2.34	0.62
1:1G:1171:G:H2'	1:1G:1172:C:C6	2.34	0.62
26:14:1047:G:H2'	26:14:1110:G:H1	1.64	0.62
28:79:212:VAL:HG21	28:79:226:PRO:HD3	1.80	0.62
42:55:51:LEU:HD22	42:55:66:VAL:HG22	1.81	0.62
1:13:4:U:C4	8:7E:102:ARG:HD2	2.34	0.62
1:13:1014:A:H4'	19:AI:14:HIS:CE1	2.33	0.62
8:7E:23:SER:HA	8:7E:61:VAL:O	1.99	0.62
26:1H:50:U:H3'	26:1H:51:G:H5'	1.79	0.62
26:1H:2105:C:H2'	26:1H:2106:G:C8	2.33	0.62
36:38:4:LYS:NZ	36:38:7:VAL:HG12	2.13	0.62
50:H8:11:GLU:O	50:H8:36:LYS:NZ	2.23	0.62
50:H8:76:LEU:HD23	50:H8:76:LEU:H	1.64	0.62
26:14:1019:U:OP1	26:14:1035:U:O2'	2.10	0.62
27:1J:46:A:H2'	27:1J:47:C:C6	2.34	0.62
32:49:97:ASP:HA	32:49:100:TRP:HB2	1.80	0.62
2:1E:187:LEU:HA	2:1E:201:ILE:O	2.00	0.62
12:3I:58:VAL:O	12:3I:65:GLU:HA	2.00	0.62
26:1H:989:G:N7	54:L8:13:ILE:HD11	2.14	0.62

Continued on next page...

Continued from previous page...

Atom-1	Atom-2	Interatomic distance (Å)	Clash overlap (Å)
26:1H:1525:G:H2'	26:1H:1526:G:C8	2.33	0.62
26:1H:1794:U:H2'	26:1H:1795:C:C6	2.33	0.62
1:1G:1028:C:N4	1:1G:1034:G:H21	1.97	0.62
10:1A:99:LYS:CD	10:1A:100:THR:H	2.12	0.62
13:4A:37:THR:HG22	13:4A:55:ARG:HE	1.63	0.62
26:14:674:G:O2'	31:39:74:ARG:HG3	1.98	0.62
26:14:2645:G:H3'	26:14:2646:C:H5'	1.79	0.62
1:13:926:G:N2	25:4K:15:A:OP2	2.33	0.62
26:1H:668:G:O2'	26:1H:669:G:OP1	2.15	0.62
26:1H:975:G:H1'	26:1H:990:A:C2	2.34	0.62
37:48:14:ALA:HB2	37:48:50:ASP:HB2	1.80	0.62
48:F8:36:LYS:HG2	48:F8:54:VAL:HB	1.80	0.62
12:3A:41:ARG:HB3	12:3A:41:ARG:HH11	1.64	0.62
26:14:1292:U:H2'	26:14:1293:C:C6	2.34	0.62
26:14:2674:G:H5'	39:25:26:LYS:HD2	1.81	0.62
38:15:13:TRP:O	38:15:135:PRO:HD2	1.99	0.62
39:25:14:THR:HG21	39:25:86:ILE:HG13	1.81	0.62
48:B5:36:LYS:HG2	48:B5:54:VAL:HB	1.81	0.62
50:D5:144:LEU:O	50:D5:174:VAL:HG21	1.98	0.62
56:J5:16:ARG:NH1	56:J5:17:ASP:OD1	2.30	0.62
11:2I:97:ALA:O	11:2I:101:SER:OG	2.18	0.62
26:1H:860:U:C5	26:1H:917:A:H2	2.16	0.62
1:1G:236:G:O2'	17:8A:4:LYS:NZ	2.32	0.62
3:22:121:ALA:HB2	3:22:198:VAL:HG21	1.81	0.62
26:14:273(F):C:H3'	26:14:274:G:H5''	1.80	0.62
26:14:2356:C:OP1	51:E5:24:LYS:NZ	2.30	0.62
28:79:214:VAL:HB	28:79:224:ILE:HG21	1.80	0.62
30:29:170:LEU:HD12	30:29:184:VAL:HB	1.82	0.62
42:55:29:LEU:HB3	42:55:75:LEU:HD21	1.81	0.62
1:13:600:C:H4'	8:7E:128:GLY:O	2.00	0.62
26:1H:32:C:O2'	26:1H:33:U:H5'	1.99	0.62
26:1H:722:A:H2'	26:1H:723:G:C8	2.35	0.62
26:1H:1047:G:H2'	26:1H:1110:G:N1	2.14	0.62
26:1H:1633:G:OP2	63:1H:3921:HOH:O	2.15	0.62
26:1H:2133:G:H2'	26:1H:2157:G:H22	1.65	0.62
26:1H:2584:U:H2'	26:1H:2585:U:H2'	1.82	0.62
63:1H:4728:HOH:O	29:11:232:PRO:HA	1.99	0.62
33:51:137:ASP:OD1	33:51:139:GLN:N	2.31	0.62
47:E8:9:TYR:H	47:E8:102:HIS:CD2	2.17	0.62
53:K8:48:HIS:H	53:K8:50:ILE:HD11	1.63	0.62
1:1G:1192:C:OP2	3:22:4:LYS:NZ	2.30	0.62

Continued on next page...

Continued from previous page...

Atom-1	Atom-2	Interatomic distance (Å)	Clash overlap (Å)
22:1L:73:C:HO2'	22:1L:74:A:H8	1.47	0.62
26:14:617:G:OP1	31:39:40:GLN:NE2	2.33	0.62
40:35:79:ARG:O	40:35:110:TYR:HB3	1.99	0.62
1:13:604:G:H2'	1:13:605:U:O4'	1.99	0.62
13:4I:3:ARG:HD3	13:4I:7:VAL:HG13	1.82	0.62
30:21:51:PHE:CE2	30:21:52:LEU:HD22	2.34	0.62
30:21:57:LYS:HA	30:21:59:VAL:HG12	1.82	0.62
35:61:78:THR:HG22	35:61:141:LYS:HE2	1.82	0.62
1:1G:973:G:H1'	10:1A:55:LYS:HG2	1.79	0.62
4:32:112:VAL:HG12	4:32:116:GLN:OE1	1.99	0.62
20:BA:72:LEU:HD23	20:BA:77:ALA:HA	1.81	0.62
21:1B:8:THR:HG23	21:1B:11:GLY:H	1.65	0.62
27:1J:28:C:H2'	27:1J:29:A:C8	2.35	0.62
27:1J:70:C:H2'	27:1J:71:C:H6	1.64	0.62
52:F5:91:LYS:HG3	52:F5:92:LYS:H	1.65	0.62
26:1H:654(O):G:N7	26:1H:654(P):G:N2	2.47	0.62
26:1H:1178:C:H4'	26:1H:1179:C:OP1	2.00	0.62
44:B8:26:ASP:O	44:B8:49:VAL:HG12	2.00	0.62
1:1G:1298:C:H4'	1:1G:1299:A:C4	2.34	0.62
2:12:158:LEU:H	2:12:158:LEU:HD12	1.64	0.62
3:22:73:PRO:HA	3:22:76:VAL:HG13	1.82	0.62
9:82:21:PRO:HA	9:82:59:PHE:HA	1.81	0.62
10:1A:63:PHE:HA	14:5A:59:ALA:H	1.65	0.62
12:3A:60:LEU:HB2	12:3A:64:TYR:CB	2.30	0.62
26:14:598:G:H1'	40:35:12:ALA:HB2	1.81	0.62
26:14:918:A:O2'	27:1J:96:G:N2	2.32	0.62
26:14:1945:G:H2'	26:14:1946:U:H6	1.64	0.62
33:59:67:LEU:HG	33:59:71:LEU:HD13	1.81	0.62
45:85:112:ARG:NH1	46:95:45:THR:HG23	2.14	0.62
1:13:652:U:O2'	1:13:653:A:O5'	2.18	0.62
1:13:1327:C:OP2	21:1F:12:LYS:NZ	2.32	0.62
2:1E:179:LYS:HA	8:7E:72:PRO:HD3	1.82	0.62
15:6I:78:TYR:CZ	15:6I:82:ILE:HD11	2.35	0.62
26:1H:2275:C:H5'	26:1H:2275:C:H6	1.65	0.62
32:41:131:TYR:O	32:41:159:VAL:HG22	1.99	0.62
1:1G:620:C:H2'	1:1G:621:A:O4'	1.98	0.62
1:1G:1278:U:O2	3:22:27:LYS:NZ	2.22	0.62
13:4A:81:LEU:HG	13:4A:86:CYS:SG	2.39	0.62
26:14:389:G:N2	40:35:71:VAL:HG12	2.15	0.62
26:14:1204:A:O2'	26:14:1205:U:OP2	2.14	0.62
33:59:94:TYR:CE2	33:59:160:LYS:HB3	2.34	0.62

Continued on next page...

Continued from previous page...

Atom-1	Atom-2	Interatomic distance (Å)	Clash overlap (Å)
1:13:590:C:H42	1:13:649:G:H1	1.47	0.62
1:13:963:G:H1	1:13:972:C:N4	1.94	0.62
1:13:1369:C:H2'	1:13:1370:G:C8	2.35	0.62
5:4E:12:LEU:HB3	5:4E:31:LEU:HB2	1.82	0.62
22:1K:72:G:O2'	22:1K:73:C:OP2	2.12	0.62
24:3K:51:G:H2'	24:3K:52:A:H8	1.64	0.62
24:3K:67:C:H2'	24:3K:68:G:C8	2.33	0.62
26:1H:446:G:OP2	63:1H:3928:HOH:O	2.16	0.62
26:1H:637:A:H2'	40:78:117:GLU:OE1	2.00	0.62
26:1H:1386:C:H2'	26:1H:1387:C:H6	1.65	0.62
26:1H:1429:G:H2'	26:1H:1430:C:C6	2.34	0.62
35:61:88:ILE:O	35:61:121:LYS:NZ	2.29	0.62
36:38:25:PHE:O	36:38:112:LEU:HA	1.99	0.62
50:H8:54:HIS:HB3	50:H8:101:PRO:HD3	1.81	0.62
22:1L:24:A:H2'	22:1L:25:G:H8	1.64	0.62
26:14:363(F):A:OP2	26:14:363(F):A:H8	1.82	0.62
26:14:2880:C:H1'	42:55:92:GLY:HA3	1.81	0.62
27:1J:83:G:H4'	54:H5:52:HIS:CG	2.35	0.62
43:65:49:VAL:HG12	43:65:73:LEU:HD23	1.82	0.62
44:75:45:PHE:CE2	44:75:74:ARG:HG3	2.35	0.62
1:13:1370:G:O6	63:13:1947:HOH:O	2.13	0.61
26:1H:2305:A:O2'	32:41:136:ARG:NH1	2.33	0.61
29:11:68:LYS:HB3	29:11:70:TRP:CZ3	2.35	0.61
57:O8:41:PRO:HD2	57:O8:46:HIS:N	2.15	0.61
1:1G:979:C:H3'	1:1G:980:C:H5''	1.81	0.61
1:1G:1321:C:N4	1:1G:1322:C:H41	1.97	0.61
10:1A:40:LEU:HG	10:1A:41:PRO:HD2	1.82	0.61
19:AA:40:ILE:HG22	19:AA:67:VAL:HG13	1.82	0.61
26:14:198:C:H5'	26:14:2244:U:OP1	2.00	0.61
26:14:1070:A:H5'	26:14:1071:G:H5''	1.80	0.61
26:14:1486:A:H2'	26:14:1487:G:C8	2.35	0.61
28:79:22:ILE:HD11	28:79:193:ILE:HD13	1.82	0.61
32:49:47:LYS:HD2	32:49:81:LYS:HB2	1.81	0.61
1:13:1432:G:O6	63:13:1950:HOH:O	2.15	0.61
9:8E:78:LYS:HE3	9:8E:101:PHE:CE1	2.34	0.61
16:7I:4:ILE:HB	16:7I:66:PRO:HB3	1.82	0.61
17:8I:67:LYS:HA	17:8I:70:ARG:NH1	2.15	0.61
36:38:73:GLY:HA3	36:38:112:LEU:HD21	1.81	0.61
40:78:75:ILE:HD12	40:78:75:ILE:H	1.64	0.61
43:A8:85:VAL:HG23	43:A8:112:PHE:HZ	1.65	0.61
52:J8:50:ARG:HG3	52:J8:59:THR:HG23	1.81	0.61

Continued on next page...

Continued from previous page...

Atom-1	Atom-2	Interatomic distance (Å)	Clash overlap (Å)
1:1G:1028:C:N4	1:1G:1033:G:H1	1.98	0.61
2:12:9:GLU:HB2	2:12:217:ARG:NH2	2.15	0.61
6:52:15:ASP:OD1	6:52:17:SER:N	2.32	0.61
26:14:54:G:O6	63:14:3856:HOH:O	2.15	0.61
26:14:2839:G:H5'	42:55:46:GLY:HA2	1.83	0.61
33:59:117:PRO:HB3	33:59:123:PHE:CE2	2.35	0.61
38:15:20:GLY:O	38:15:61:ARG:HG3	2.00	0.61
44:75:125:ARG:HB2	44:75:129:ARG:HH21	1.65	0.61
26:1H:389:G:H1	40:78:71:VAL:H	1.48	0.61
40:78:50:ARG:HD3	59:Q8:7:HIS:NE2	2.14	0.61
1:1G:1084:G:H5'	1:1G:1102:A:OP2	2.00	0.61
22:1L:15:G:H22	22:1L:22:A:H1'	1.64	0.61
24:3L:4:U:H3	24:3L:70:A:H61	1.48	0.61
26:14:993:G:OP1	45:85:50:ARG:NH2	2.33	0.61
26:14:2801:A:H2'	26:14:2802:G:C4'	2.30	0.61
4:3E:55:ALA:O	4:3E:59:ARG:HG2	2.00	0.61
26:1H:2749:A:OP1	33:51:4:ILE:HG13	2.00	0.61
27:16:90:C:OP2	41:88:16:ARG:NH2	2.33	0.61
31:31:101:LEU:HD23	31:31:102:PRO:CD	2.29	0.61
51:I8:9:SER:O	51:I8:10:THR:HG22	1.99	0.61
54:L8:35:ARG:HB3	54:L8:37:LEU:HD21	1.81	0.61
1:1G:114:U:H2'	1:1G:115:G:C8	2.35	0.61
1:1G:1157:A:H61	1:1G:1177:G:H1	1.48	0.61
30:29:7:VAL:HG12	30:29:8:LYS:H	1.65	0.61
30:29:101:ARG:CZ	30:29:171:GLU:HB2	2.30	0.61
35:69:76:THR:HG23	35:69:140:LEU:HD13	1.81	0.61
50:D5:60:GLU:HA	50:D5:66:SER:HA	1.82	0.61
1:13:1306:A:H61	1:13:1331:G:H1'	1.63	0.61
19:AI:30:LEU:HD23	19:AI:30:LEU:H	1.65	0.61
26:1H:458:G:O2'	26:1H:469:G:O6	2.16	0.61
26:1H:1021:A:H3'	26:1H:1021:A:C8	2.35	0.61
27:16:90:C:P	41:88:16:ARG:HH21	2.23	0.61
46:D8:35:LEU:HB2	46:D8:57:VAL:HG12	1.83	0.61
51:I8:11:ARG:NH1	51:I8:11:ARG:HB2	2.15	0.61
1:1G:377:G:H1	1:1G:386:C:H42	1.45	0.61
1:1G:501:C:H2'	1:1G:502:G:H8	1.65	0.61
7:62:73:MET:HA	7:62:91:VAL:HG23	1.83	0.61
9:82:112:LYS:HA	9:82:119:ALA:CB	2.30	0.61
26:14:34:C:HO2'	26:14:35:G:H8	1.48	0.61
1:13:157:G:H1	1:13:164:U:H3	1.48	0.61
1:13:1280:A:H3'	1:13:1281:U:H5'	1.83	0.61

Continued on next page...

Continued from previous page...

Atom-1	Atom-2	Interatomic distance (Å)	Clash overlap (Å)
17:8I:100:LYS:HB3	17:8I:101:ARG:HE	1.66	0.61
26:1H:1022:G:H22	26:1H:1142(A):A:H2	1.45	0.61
26:1H:2419:U:H4'	57:O8:23:THR:HG21	1.82	0.61
44:B8:50:ILE:HD11	44:B8:102:ILE:HD11	1.82	0.61
1:1G:1154:G:H2'	1:1G:1155:G:C8	2.34	0.61
1:1G:1238:A:N7	1:1G:1303:C:H1'	2.15	0.61
6:52:83:ASP:OD1	6:52:83:ASP:N	2.34	0.61
26:14:259:G:H21	26:14:621:A:H8	1.46	0.61
26:14:2032:G:H21	30:29:146:THR:HG23	1.66	0.61
35:69:63:ALA:HA	35:69:66:GLU:HG2	1.83	0.61
5:4E:110:LEU:HD13	5:4E:118:ILE:HD13	1.83	0.61
26:1H:993:G:OP1	45:C8:50:ARG:NH2	2.34	0.61
26:1H:2702:U:H6	26:1H:2702:U:H5''	1.65	0.61
46:D8:15:GLU:HG3	46:D8:16:PRO:HD2	1.81	0.61
1:1G:742:G:OP2	15:6A:35:ARG:NH2	2.34	0.61
2:12:22:LYS:HZ2	2:12:22:LYS:N	1.99	0.61
2:12:22:LYS:HE3	2:12:24:TRP:HE1	1.66	0.61
3:22:91:LEU:HD22	3:22:99:VAL:HG12	1.81	0.61
24:3L:34:U:O2'	24:3L:35:A:H3'	2.01	0.61
26:14:2794:C:N4	26:14:2804:C:H1'	2.16	0.61
31:39:3:GLU:O	31:39:19:GLU:HB3	2.00	0.61
33:59:33:LEU:HD13	33:59:75:ALA:HA	1.82	0.61
48:B5:36:LYS:HG3	48:B5:56:THR:HG23	1.82	0.61
1:13:1178:G:N2	1:13:1181:G:H8	1.99	0.61
2:1E:69:LEU:HD21	2:1E:155:LEU:HD22	1.82	0.61
26:1H:442:G:H4'	31:31:46:ARG:HG3	1.83	0.61
26:1H:2157:G:HO2'	26:1H:2158:A:P	2.23	0.61
26:1H:2309:A:H2'	26:1H:2310:A:O4'	2.01	0.61
26:1H:2795:G:H3'	26:1H:2797:U:C5'	2.30	0.61
37:48:101:TRP:HD1	37:48:101:TRP:H	1.48	0.61
9:82:4:TYR:O	9:82:18:PHE:HA	2.01	0.61
26:14:651:G:H5'	59:M5:18:ALA:HB3	1.82	0.61
31:39:170:LEU:HD22	31:39:172:TRP:HE1	1.65	0.61
44:75:6:LEU:HA	44:75:9:LEU:HD12	1.82	0.61
1:13:343:U:C2	1:13:345:C:H1'	2.36	0.61
1:13:347:G:H5''	63:13:2293:HOH:O	2.01	0.61
1:13:1348:U:N3	1:13:1374:A:H2	1.98	0.61
9:8E:17:VAL:HA	9:8E:63:ILE:HG12	1.82	0.61
26:1H:1174:A:H1'	26:1H:1178:C:H41	1.65	0.61
26:1H:2151:G:H2'	26:1H:2152:G:C8	2.36	0.61
26:1H:2709:G:O2'	63:1H:3932:HOH:O	2.16	0.61

Continued on next page...

Continued from previous page...

Atom-1	Atom-2	Interatomic distance (Å)	Clash overlap (Å)
40:78:65:ARG:HB3	63:78:303:HOH:O	2.00	0.61
43:A8:78:LEU:HD12	43:A8:108:GLY:HA2	1.83	0.61
7:62:71:PRO:HD3	7:62:103:TRP:CZ3	2.34	0.61
26:14:2528:U:O2'	26:14:2530:A:OP1	2.11	0.61
26:14:2762:G:H5'	26:14:2763:G:OP2	2.01	0.61
29:19:17:THR:O	29:19:211:ARG:NH2	2.33	0.61
29:19:242:ARG:O	63:19:301:HOH:O	2.16	0.61
31:39:63:LYS:CE	31:39:67:GLN:HB3	2.30	0.61
35:69:79:ILE:HG22	35:69:81:VAL:HG23	1.83	0.61
47:A5:72:LYS:HB3	47:A5:106:ILE:HG13	1.83	0.61
1:13:145:G:H1	1:13:177:C:N4	1.96	0.61
1:13:553:A:H5''	12:3I:24:VAL:HG21	1.81	0.61
1:13:1504:G:OP1	1:13:1507:A:H4'	2.01	0.61
2:1E:93:VAL:HG21	2:1E:97:TRP:HD1	1.64	0.61
17:8I:45:HIS:HB2	17:8I:65:ILE:HD13	1.82	0.61
26:1H:1351:C:H3'	63:1H:4004:HOH:O	2.00	0.61
27:16:44:G:H1'	27:16:47:C:N4	2.16	0.61
10:1A:28:ARG:NH2	10:1A:34:VAL:HB	2.16	0.61
26:14:2392:A:H2	26:14:2424:C:H42	1.49	0.61
26:14:2537:U:H2'	26:14:2538:C:C6	2.36	0.61
43:65:3:ARG:NH2	43:65:4:LEU:HB2	2.16	0.61
43:65:16:ASN:HD22	43:65:17:ARG:H	1.49	0.61
1:13:683:G:N7	63:13:1992:HOH:O	2.30	0.60
1:13:984:C:H42	1:13:1221:G:H1	1.49	0.60
1:13:1062:U:H2'	1:13:1063:C:C6	2.36	0.60
1:13:1359:C:OP1	14:5I:22:THR:OG1	2.18	0.60
26:1H:389:G:H1	40:78:71:VAL:HG12	1.65	0.60
26:1H:2061:G:OP2	26:1H:2502:G:H5'	2.01	0.60
26:1H:2156:G:H2'	26:1H:2157:G:N2	2.16	0.60
26:1H:2404:C:O3'	40:78:77:ARG:NH2	2.34	0.60
26:1H:2470:G:H5'	41:88:56:ARG:HH22	1.65	0.60
26:1H:2818:G:OP2	42:98:42:LYS:NZ	2.33	0.60
32:41:131:TYR:HE2	32:41:133:LEU:HD23	1.65	0.60
41:88:14:ARG:HG2	41:88:41:TRP:HH2	1.65	0.60
44:B8:60:THR:HG22	44:B8:77:PRO:HA	1.82	0.60
10:1A:44:VAL:HG22	10:1A:66:ARG:HG2	1.82	0.60
20:BA:25:ARG:O	20:BA:29:LYS:HG2	2.01	0.60
26:14:443:A:H5''	26:14:444:C:OP1	2.01	0.60
26:14:1226:G:OP1	46:95:69:LYS:NZ	2.30	0.60
26:14:2068:U:H3	26:14:2430:A:H2	1.43	0.60
27:1J:42:C:O2'	32:49:67:LYS:O	2.12	0.60

Continued on next page...

Continued from previous page...

Atom-1	Atom-2	Interatomic distance (Å)	Clash overlap (Å)
39:25:78:ARG:HH21	44:75:103:ARG:HH21	1.48	0.60
1:13:642:A:N3	8:7E:113:SER:OG	2.32	0.60
1:13:1346:A:H5''	9:8E:120:ARG:NH1	2.16	0.60
17:8I:100:LYS:HB3	17:8I:101:ARG:HH11	1.65	0.60
31:31:28:ILE:HD11	31:31:119:ARG:HH21	1.66	0.60
1:1G:1129:C:H1'	1:1G:1132:C:H41	1.65	0.60
3:22:44:GLU:HG3	3:22:52:LEU:HD21	1.83	0.60
26:14:6:A:H2'	26:14:6:A:N3	2.15	0.60
26:14:90:U:H1'	26:14:91:A:N7	2.16	0.60
26:14:2441:C:O2	63:14:3852:HOH:O	2.14	0.60
26:14:2708:G:H5'	42:55:68:ARG:HG2	1.83	0.60
31:39:11:VAL:HG23	31:39:12:LEU:H	1.66	0.60
1:13:170:U:H2'	1:13:171:A:H8	1.65	0.60
2:1E:223:ILE:O	2:1E:227:GLY:N	2.30	0.60
13:4I:11:ARG:O	13:4I:13:LYS:N	2.34	0.60
26:1H:675:A:OP1	31:31:63:LYS:HE2	2.01	0.60
26:1H:1871:A:H2'	26:1H:1872:A:C8	2.36	0.60
26:1H:2175:C:O2'	28:71:219:GLY:O	2.16	0.60
43:A8:87:PHE:CE2	43:A8:102:ALA:HB2	2.37	0.60
1:1G:1325:C:P	21:1B:15:ARG:HH21	2.25	0.60
20:BA:26:ASN:OD1	20:BA:71:THR:OG1	2.15	0.60
26:14:1582:C:HO2'	26:14:1586:A:H8	1.48	0.60
26:14:1593:G:H2'	26:14:1594:G:C8	2.36	0.60
30:29:13:ARG:NH2	44:75:77:PRO:HB3	2.16	0.60
52:F5:23:LYS:HB3	52:F5:29:GLY:CA	2.27	0.60
1:13:107:G:O6	20:BI:15:ARG:HG3	2.01	0.60
2:1E:47:THR:O	2:1E:51:LEU:N	2.32	0.60
2:1E:53:ARG:NH2	2:1E:198:ASP:O	2.34	0.60
23:2K:54:G:H2'	23:2K:55:5MU:C6	2.37	0.60
26:1H:888:C:H5''	26:1H:889:C:C5	2.37	0.60
26:1H:890:A:H3'	26:1H:892:G:H8	1.65	0.60
26:1H:2518:A:H5'	26:1H:2518:A:C8	2.35	0.60
29:11:70:TRP:CD1	29:11:70:TRP:C	2.74	0.60
50:H8:45:ASP:OD2	50:H8:49:ARG:NH1	2.34	0.60
57:O8:13:CYS:O	57:O8:21:TYR:HA	2.01	0.60
1:1G:1322:C:O2'	1:1G:1323:G:H5'	2.01	0.60
26:14:2080:G:H5'	52:F5:35:THR:O	2.02	0.60
27:1J:80:U:H2'	27:1J:81:G:N2	2.16	0.60
49:C5:42:VAL:HG13	49:C5:65:ALA:HB3	1.83	0.60
50:D5:75:ASN:O	50:D5:84:GLU:HG2	2.01	0.60
1:13:474:G:H5'	16:7I:81:ARG:HE	1.66	0.60

Continued on next page...

Continued from previous page...

Atom-1	Atom-2	Interatomic distance (Å)	Clash overlap (Å)
2:1E:168:THR:HA	2:1E:171:ALA:HB2	1.82	0.60
26:1H:880:G:H1	26:1H:897:C:N4	1.99	0.60
26:1H:1061:U:O3'	26:1H:1070:A:H4'	2.01	0.60
26:1H:1671:U:OP2	63:1H:3927:HOH:O	2.15	0.60
30:21:82:ARG:HG3	30:21:83:ASP:H	1.66	0.60
1:1G:751:U:H4'	15:6A:24:SER:HA	1.84	0.60
1:1G:1003:G:N1	1:1G:1036:G:O6	2.34	0.60
26:14:589:C:H2'	26:14:590:A:C8	2.36	0.60
26:14:2791:C:H2'	26:14:2792:G:H8	1.67	0.60
33:59:118:PRO:HG2	33:59:121:ILE:HG13	1.82	0.60
51:E5:68:GLU:HG3	51:E5:82:ARG:HG2	1.83	0.60
52:F5:86:SER:N	52:F5:87:PRO:HD2	2.15	0.60
1:13:1310:G:H1	1:13:1327:C:H42	1.49	0.60
26:1H:1188:U:H4'	46:D8:79:VAL:HG22	1.82	0.60
26:1H:1352:U:OP2	63:1H:3935:HOH:O	2.16	0.60
26:1H:1376:C:OP2	63:1H:3931:HOH:O	2.16	0.60
36:38:24:PHE:O	36:38:26:LEU:HG	2.02	0.60
48:F8:12:VAL:HG13	48:F8:27:THR:O	2.02	0.60
2:12:21:ARG:O	2:12:23:ARG:N	2.34	0.60
23:2L:54:G:H2'	23:2L:55:5MU:H6	1.67	0.60
26:14:847:U:OP2	63:14:3867:HOH:O	2.17	0.60
27:1J:46:A:H2'	27:1J:47:C:H6	1.67	0.60
30:29:12:THR:O	30:29:23:VAL:HG22	2.00	0.60
9:8E:55:ALA:HB1	9:8E:58:HIS:HB2	1.83	0.60
22:1K:18:G:H4'	22:1K:61:U:N3	2.16	0.60
26:1H:2392:A:OP2	59:Q8:31:HIS:HD2	1.83	0.60
26:1H:2593:U:H2'	26:1H:2594:C:C6	2.37	0.60
34:28:28:LYS:NZ	34:28:29:GLU:HG3	2.17	0.60
26:14:270(L):U:O2'	26:14:270(N):G:N2	2.34	0.60
32:49:107:LEU:HD11	32:49:178:PHE:HE1	1.66	0.60
50:D5:157:LEU:HD12	50:D5:161:VAL:HG11	1.84	0.60
1:13:362:G:OP2	63:13:1952:HOH:O	2.16	0.60
22:1K:61:U:H5'	22:1K:62:C:H5	1.67	0.60
26:1H:2343:C:HO2'	26:1H:2373:G:HO2'	1.48	0.60
26:1H:2679:A:H4'	30:21:165:VAL:HG11	1.83	0.60
28:71:211:SER:HB2	28:71:223:ARG:HH21	1.65	0.60
37:48:34:ILE:HG13	37:48:38:VAL:HG22	1.82	0.60
4:32:119:GLN:O	4:32:123:HIS:HD2	1.84	0.60
15:6A:75:PRO:HB2	15:6A:79:ARG:NH2	2.09	0.60
26:14:363:G:H2'	26:14:363(A):A:H8	1.65	0.60
26:14:871:U:OP1	41:45:5:ARG:NH1	2.35	0.60

Continued on next page...

Continued from previous page...

Atom-1	Atom-2	Interatomic distance (Å)	Clash overlap (Å)
30:29:49:LEU:H	30:29:49:LEU:HD12	1.67	0.60
31:39:165:ARG:HA	31:39:168:ARG:HD3	1.84	0.60
32:49:50:ALA:HA	32:49:53:LEU:HD23	1.84	0.60
49:C5:36:ALA:HA	49:C5:67:LEU:O	2.01	0.60
1:13:793:U:H5'	1:13:794:A:H5''	1.84	0.60
12:3I:47:LYS:HA	12:3I:49:ASN:H	1.66	0.60
26:1H:592:G:N2	59:Q8:4:MET:HE1	2.15	0.60
26:1H:728:G:H4'	29:11:13:ARG:HD3	1.83	0.60
26:1H:848:G:H2'	26:1H:849:A:C8	2.37	0.60
26:1H:2849:U:O4	44:B8:23:ARG:NH2	2.35	0.60
30:21:51:PHE:O	30:21:74:PRO:HB2	2.00	0.60
38:58:99:LEU:O	38:58:103:VAL:HG23	2.02	0.60
1:1G:345:C:OP2	44:75:39:ARG:NH2	2.32	0.60
8:72:20:TYR:HA	8:72:65:TYR:CZ	2.35	0.60
26:14:67:U:H2'	26:14:68:G:H8	1.65	0.60
26:14:1403:C:OP1	26:14:1522:G:N2	2.29	0.60
26:14:1800:C:OP2	29:19:183:ARG:NH2	2.34	0.60
29:19:11:PRO:O	29:19:12:SER:OG	2.17	0.60
39:25:68:GLU:OE2	39:25:78:ARG:NH1	2.35	0.60
41:45:20:ALA:HA	41:45:99:PRO:HG2	1.83	0.60
1:13:1435:G:H2'	1:13:1436:U:C6	2.36	0.60
8:7E:6:ILE:HB	8:7E:85:ARG:HH12	1.66	0.60
24:3K:46:G:O2'	24:3K:47:G:H5'	2.02	0.60
26:1H:1077:A:H3'	26:1H:1078:U:H5'	1.84	0.60
26:1H:2629:A:O2'	26:1H:2630:G:H5''	2.01	0.60
27:16:7:G:H4'	43:A8:29:PHE:CD2	2.37	0.60
31:31:29:ASN:H	31:31:112:MET:CE	2.15	0.60
33:51:4:ILE:HG23	33:51:6:ARG:N	2.13	0.60
35:61:69:LYS:HA	35:61:136:VAL:HB	1.84	0.60
37:48:125:ARG:HE	37:48:132:ARG:NH2	2.00	0.60
46:D8:65:GLY:HA3	46:D8:91:TYR:CE1	2.36	0.60
49:G8:55:TYR:HB3	49:G8:58:GLY:HA3	1.83	0.60
1:1G:1321:C:H41	1:1G:1322:C:H41	1.50	0.60
5:42:123:LEU:HD23	5:42:126:ARG:HH12	1.66	0.60
26:14:2273:A:H2'	26:14:2274:A:C8	2.37	0.60
26:14:2377:A:O3'	43:65:111:GLU:HG2	2.02	0.60
31:39:25:PRO:HB2	31:39:27:GLU:H	1.67	0.60
31:39:89:VAL:HG12	31:39:90:PHE:H	1.67	0.60
2:1E:206:ASP:O	2:1E:210:SER:OG	2.13	0.59
13:4I:8:GLU:O	13:4I:10:PRO:HD3	2.02	0.59
48:F8:49:VAL:HG12	48:F8:50:LYS:N	2.16	0.59

Continued on next page...

Continued from previous page...

Atom-1	Atom-2	Interatomic distance (Å)	Clash overlap (Å)
1:1G:963:G:H21	10:1A:55:LYS:CD	2.14	0.59
2:12:236:TYR:HB3	2:12:239:VAL:HB	1.82	0.59
19:AA:56:GLN:HG2	19:AA:57:HIS:H	1.67	0.59
26:14:21:A:H61	26:14:519:U:H3	1.50	0.59
26:14:71:A:H4'	26:14:72:U:H5''	1.84	0.59
26:14:113:G:OP1	63:14:3869:HOH:O	2.17	0.59
30:29:87:GLU:O	30:29:89:ASP:N	2.34	0.59
49:C5:49:VAL:O	49:C5:51:VAL:N	2.35	0.59
1:13:376:G:H5''	16:7I:5:ARG:HB2	1.83	0.59
10:1I:37:PRO:HA	10:1I:72:VAL:HG22	1.83	0.59
17:8I:45:HIS:O	17:8I:73:VAL:HG23	2.02	0.59
29:11:108:PRO:HG3	29:11:143:HIS:CE1	2.37	0.59
37:48:108:ALA:HB3	37:48:111:LYS:HZ2	1.66	0.59
38:58:93:THR:HG22	38:58:94:HIS:ND1	2.17	0.59
44:B8:24:PRO:HA	44:B8:49:VAL:HG13	1.84	0.59
45:C8:28:ARG:HD3	45:C8:38:THR:OG1	2.02	0.59
1:1G:581:G:OP1	15:6A:61:GLY:HA3	2.02	0.59
8:72:11:THR:HG23	8:72:14:ARG:NH1	2.17	0.59
26:14:2807:G:N2	26:14:2892:A:H62	2.00	0.59
39:25:63:VAL:HG12	39:25:106:LEU:HD11	1.82	0.59
45:85:106:PHE:HA	45:85:109:LEU:HD12	1.84	0.59
50:D5:10:ARG:NH2	50:D5:26:GLY:O	2.36	0.59
1:13:87:A:H2'	1:13:88:C:C6	2.37	0.59
1:13:110:C:H2'	1:13:111:G:O4'	2.03	0.59
26:1H:299:A:OP2	63:1H:3942:HOH:O	2.17	0.59
26:1H:1449:A:H5'	26:1H:1449(A):G:OP2	2.01	0.59
31:31:29:ASN:H	31:31:112:MET:HE1	1.67	0.59
33:51:20:ALA:HB3	33:51:23:ARG:HG2	1.84	0.59
44:B8:105:LEU:HG	44:B8:109:GLU:HB3	1.83	0.59
49:G8:85:VAL:HB	49:G8:98:VAL:HG23	1.85	0.59
1:1G:555:C:H2'	1:1G:556:C:C6	2.37	0.59
12:3A:34:ARG:HB2	12:3A:34:ARG:HH11	1.67	0.59
24:3L:52:A:H61	24:3L:64:U:H3	1.50	0.59
26:14:271(B):G:H4'	26:14:271(C):U:H5'	1.84	0.59
26:14:784:A:H5'	26:14:785:G:OP1	2.02	0.59
26:14:997:G:O2'	26:14:998:C:H5'	2.02	0.59
35:69:54:GLN:HA	35:69:57:ARG:HB3	1.83	0.59
45:85:92:ARG:NH2	46:95:10:LYS:HA	2.17	0.59
52:F5:41:ARG:HB2	52:F5:43:TYR:HE1	1.66	0.59
1:13:688:G:H2'	1:13:689:C:H6	1.67	0.59
6:5E:101:ALA:HB2	18:9I:28:GLU:HB2	1.85	0.59

Continued on next page...

Continued from previous page...

Atom-1	Atom-2	Interatomic distance (Å)	Clash overlap (Å)
11:2I:82:VAL:HG12	11:2I:108:ILE:HG13	1.84	0.59
22:1K:9:A:H4'	22:1K:10:G:OP2	2.01	0.59
24:3K:51:G:H2'	24:3K:52:A:C8	2.36	0.59
26:1H:357:A:H2'	26:1H:358:U:H6	1.65	0.59
26:1H:587:C:OP2	40:78:21:ARG:NH2	2.36	0.59
26:1H:620:G:H4'	26:1H:621:A:C5'	2.32	0.59
26:1H:2126:A:H62	26:1H:2163:C:HO2'	1.49	0.59
27:16:15:A:H5'	27:16:16:G:H8	1.67	0.59
32:41:109:VAL:O	32:41:113:ARG:HG3	2.03	0.59
34:18:20:LEU:O	34:18:24:ILE:N	2.35	0.59
41:88:139:GLU:HG3	50:H8:122:ARG:HH12	1.68	0.59
1:1G:323:U:O3'	20:BA:22:ARG:HD3	2.02	0.59
1:1G:920:U:H2'	1:1G:921:U:C6	2.37	0.59
1:1G:1368:G:O2'	1:1G:1369:C:H5'	2.03	0.59
2:12:72:GLY:HA3	2:12:81:VAL:HG21	1.83	0.59
26:14:67:U:H2'	26:14:68:G:C8	2.38	0.59
26:14:2164:C:N3	26:14:2165:G:N2	2.50	0.59
27:1J:15:A:H1'	27:1J:109:G:C8	2.37	0.59
46:95:5:VAL:HG12	46:95:37:VAL:HB	1.85	0.59
1:13:21:G:OP1	63:13:1953:HOH:O	2.17	0.59
1:13:598:U:H4'	8:7E:94:TYR:CD2	2.38	0.59
1:13:1117:G:H5''	9:8E:104:ARG:CZ	2.32	0.59
1:13:1145:C:H5''	1:13:1146:A:OP1	2.03	0.59
1:13:1226:C:OP2	13:4I:103:THR:OG1	2.16	0.59
2:1E:178:ARG:HG3	8:7E:72:PRO:HA	1.83	0.59
4:3E:31:CYS:SG	4:3E:33:MET:HB2	2.42	0.59
14:5I:23:ARG:HD2	14:5I:28:GLY:O	2.02	0.59
26:1H:1094:U:O2'	26:1H:1096:A:OP1	2.20	0.59
26:1H:2702:U:H5''	26:1H:2702:U:C6	2.37	0.59
26:1H:2705:A:OP2	63:1H:3934:HOH:O	2.16	0.59
1:1G:411:A:H62	1:1G:413:G:N2	1.99	0.59
2:12:236:TYR:HB2	2:12:239:VAL:HB	1.83	0.59
8:72:69:ARG:HD2	8:72:76:PRO:HA	1.84	0.59
8:72:121:ASP:OD1	8:72:125:ARG:NH2	2.36	0.59
12:3A:84:LEU:HD12	12:3A:105:TYR:CE2	2.37	0.59
19:AA:40:ILE:HA	19:AA:44:MET:SD	2.43	0.59
26:14:180:G:N2	26:14:214:G:N7	2.48	0.59
26:14:780:G:N2	26:14:783:A:H62	1.96	0.59
26:14:2129:C:H5''	26:14:2130:U:C5	2.38	0.59
28:79:14:VAL:HA	28:79:20:TYR:HE2	1.67	0.59
30:29:13:ARG:HH21	44:75:77:PRO:HB3	1.67	0.59

Continued on next page...

Continued from previous page...

Atom-1	Atom-2	Interatomic distance (Å)	Clash overlap (Å)
33:59:74:ASN:HA	33:59:77:LYS:HB3	1.83	0.59
1:13:578:C:OP1	63:13:1955:HOH:O	2.17	0.59
2:1E:187:LEU:HD11	2:1E:204:ASN:O	2.03	0.59
7:6E:150:ALA:HB2	11:2I:50:TYR:HE2	1.67	0.59
10:1I:77:PRO:O	10:1I:79:ARG:NH1	2.35	0.59
17:8I:29:HIS:N	17:8I:34:LYS:O	2.34	0.59
26:1H:761:A:OP1	63:1H:3941:HOH:O	2.17	0.59
26:1H:969:U:O3'	54:L8:14:GLY:HA2	2.02	0.59
26:1H:1141:U:H6	38:58:63:THR:HG1	1.51	0.59
26:1H:1676:A:OP2	63:1H:3924:HOH:O	2.15	0.59
26:1H:2172:U:H5'	26:1H:2173:A:OP2	2.02	0.59
34:18:28:LYS:HB3	34:28:2:ALA:HB3	1.85	0.59
37:48:52:ILE:HD11	37:48:76:TYR:HB2	1.85	0.59
42:98:26:LYS:HE2	42:98:70:LEU:O	2.02	0.59
43:A8:24:LEU:HD12	43:A8:41:ASP:HB2	1.83	0.59
43:A8:32:LEU:O	43:A8:62:LYS:NZ	2.35	0.59
45:C8:88:ILE:HG22	45:C8:90:VAL:HB	1.85	0.59
1:1G:1256:A:N6	1:1G:1278:U:OP2	2.36	0.59
1:1G:1325:C:OP2	21:1B:15:ARG:NH2	2.28	0.59
2:12:12:GLU:HB2	2:12:16:HIS:ND1	2.18	0.59
4:32:4:TYR:HE2	4:32:11:LEU:HD11	1.67	0.59
9:82:111:ARG:HB3	9:82:113:LYS:HE2	1.85	0.59
26:14:1516:U:H2'	26:14:1517:G:H8	1.67	0.59
1:13:1110:A:OP2	63:13:1956:HOH:O	2.17	0.59
4:3E:150:GLU:HA	4:3E:153:ARG:HG3	1.83	0.59
26:1H:1329:U:H5''	26:1H:1330:C:H5	1.67	0.59
41:88:23:GLY:O	41:88:25:ASP:HB3	2.02	0.59
1:1G:1027:C:O2'	1:1G:1035:A:N6	2.36	0.59
1:1G:1052:U:O2'	1:1G:1055:A:OP2	2.18	0.59
1:1G:1281:U:H3'	1:1G:1282:C:C5	2.37	0.59
3:22:129:ALA:H	3:22:132:ARG:HH21	1.49	0.59
14:5A:29:ARG:HD3	14:5A:40:CYS:CB	2.32	0.59
15:6A:5:LYS:O	15:6A:9:GLN:HG2	2.03	0.59
26:14:184:C:H2'	26:14:185:U:C6	2.38	0.59
26:14:673:C:H4'	31:39:82:ILE:HG12	1.85	0.59
26:14:1667:G:H2'	63:14:4374:HOH:O	2.02	0.59
44:75:64:ARG:HB2	44:75:73:GLU:HG2	1.85	0.59
7:6E:45:ASP:O	7:6E:49:ILE:HG12	2.03	0.59
13:4I:65:LYS:HD2	13:4I:69:GLU:HB3	1.84	0.59
17:8I:88:TYR:HD1	17:8I:89:LEU:HD22	1.67	0.59
23:2K:17:C:HO2'	23:2K:18:C:H5	1.50	0.59

Continued on next page...

Continued from previous page...

Atom-1	Atom-2	Interatomic distance (Å)	Clash overlap (Å)
26:1H:249:C:P	63:1H:3920:HOH:O	2.61	0.59
26:1H:270(G):C:H2'	26:1H:270(H):C:C6	2.38	0.59
26:1H:664:C:P	40:78:18:ARG:HH21	2.26	0.59
26:1H:1534:G:H2'	26:1H:1535:U:O4'	2.03	0.59
26:1H:2272:U:O4	63:1H:3926:HOH:O	2.15	0.59
31:31:39:TRP:CZ3	31:31:106:ARG:HD2	2.37	0.59
1:1G:878:G:H5'	8:72:89:PRO:HG2	1.85	0.59
2:12:22:LYS:HA	2:12:24:TRP:CD1	2.38	0.59
6:52:77:ARG:HH21	6:52:78:GLU:HG2	1.67	0.59
26:14:823:G:H2'	26:14:824:A:C8	2.37	0.59
26:14:1486:A:H2'	26:14:1487:G:H8	1.66	0.59
26:14:1784:A:H4'	26:14:1785:A:O5'	2.01	0.59
26:14:2298:A:H62	26:14:2318:G:H8	1.50	0.59
26:14:2567:G:O6	63:14:3868:HOH:O	2.17	0.59
33:59:33:LEU:HG	33:59:79:VAL:HG13	1.83	0.59
43:65:95:HIS:HA	43:65:99:LYS:HD2	1.83	0.59
50:D5:82:ARG:HG2	50:D5:82:ARG:HH11	1.67	0.59
59:M5:14:VAL:HG11	59:M5:58:ILE:HD11	1.83	0.59
1:13:148:G:H2'	1:13:149:A:C8	2.38	0.59
13:4I:79:LYS:O	13:4I:83:ASP:HB2	2.03	0.59
17:8I:11:VAL:HG12	17:8I:85:VAL:HG13	1.85	0.59
26:1H:784:A:C5	29:11:229:VAL:HG21	2.38	0.59
26:1H:1517:G:H2'	26:1H:1518:C:C6	2.38	0.59
26:1H:2163:C:H2'	26:1H:2164:C:O4'	2.01	0.59
40:78:71:VAL:HG13	40:78:72:PRO:HD3	1.83	0.59
45:C8:50:ARG:HH22	46:D8:72:VAL:HG23	1.68	0.59
1:1G:683:G:H2'	1:1G:684:A:H8	1.66	0.59
1:1G:1505:G:H4'	1:1G:1506:U:H5''	1.84	0.59
7:62:20:ASP:HB3	7:62:23:VAL:HB	1.84	0.59
15:6A:5:LYS:HE3	15:6A:5:LYS:H	1.68	0.59
26:14:2168:G:O2'	26:14:2169:A:O5'	2.13	0.59
26:14:2295:C:H41	43:65:13:ARG:NH2	2.00	0.59
29:19:65:ILE:HD11	29:19:67:PHE:CZ	2.37	0.59
45:85:69:CYS:O	45:85:74:LEU:HD12	2.03	0.59
48:B5:18:TYR:O	48:B5:21:PHE:N	2.24	0.59
51:E5:70:GLN:NE2	51:E5:72:ARG:HD2	2.16	0.59
1:13:280:C:C2	17:8I:38:ARG:HG3	2.37	0.59
4:3E:18:LYS:HD3	4:3E:31:CYS:SG	2.43	0.59
13:4I:74:VAL:O	13:4I:78:ILE:HG12	2.02	0.59
15:6I:79:ARG:NH1	15:6I:83:GLU:OE2	2.36	0.59
17:8I:82:MET:O	17:8I:86:GLU:HG2	2.03	0.59

Continued on next page...

Continued from previous page...

Atom-1	Atom-2	Interatomic distance (Å)	Clash overlap (Å)
26:1H:646:A:H2'	26:1H:647:G:O4'	2.02	0.59
26:1H:988:A:P	54:L8:11:SER:HB2	2.43	0.59
26:1H:1250:G:H5'	63:1H:4998:HOH:O	2.03	0.59
26:1H:1264:G:OP1	56:N8:19:ARG:NH2	2.25	0.59
26:1H:2331:G:H4'	51:I8:43:THR:H	1.67	0.59
26:1H:2600:A:N6	63:1H:3728:HOH:O	2.11	0.59
34:18:4:ASP:HA	34:18:7:ARG:HB2	1.84	0.59
45:C8:19:LYS:O	45:C8:22:LYS:HG3	2.02	0.59
1:1G:690:G:H2'	1:1G:691:G:O4'	2.02	0.59
1:1G:973:G:H3'	1:1G:974:A:H5''	1.84	0.59
1:1G:1007:C:N3	1:1G:1023:G:N1	2.51	0.59
1:1G:1387:G:H2'	1:1G:1388:C:H6	1.68	0.59
26:14:71:A:H5'	26:14:71:A:H8	1.66	0.59
26:14:389:G:H22	40:35:71:VAL:HG12	1.67	0.59
26:14:1568:G:OP2	29:19:63:ARG:NH2	2.30	0.59
39:25:88:ASN:O	39:25:91:LEU:N	2.36	0.59
44:75:31:SER:HB3	44:75:42:ILE:HD13	1.85	0.59
45:85:92:ARG:HH22	46:95:10:LYS:HA	1.67	0.59
1:13:1106:G:H5''	3:2E:172:ARG:HG2	1.83	0.58
2:1E:24:TRP:CZ3	2:1E:26:PRO:HA	2.38	0.58
8:7E:87:SER:HB2	8:7E:93:VAL:HB	1.85	0.58
10:1I:8:LEU:HD12	10:1I:20:ALA:HB2	1.83	0.58
26:1H:733:G:OP2	63:1H:3937:HOH:O	2.16	0.58
26:1H:1210:A:H5'	26:1H:1210:A:C8	2.38	0.58
26:1H:2735:G:H2'	26:1H:2736:G:H8	1.68	0.58
30:21:6:GLY:HA2	30:21:51:PHE:CZ	2.37	0.58
40:78:116:GLY:H	40:78:134:ALA:HB2	1.68	0.58
47:E8:9:TYR:H	47:E8:102:HIS:HD2	1.51	0.58
48:F8:49:VAL:HG12	48:F8:50:LYS:H	1.68	0.58
1:1G:1105:A:H2'	1:1G:1106:G:H8	1.68	0.58
1:1G:1321:C:H3'	1:1G:1322:C:H5''	1.85	0.58
3:22:20:SER:OG	3:22:36:ASP:OD2	2.22	0.58
13:4A:114:ARG:O	13:4A:116:THR:OG1	2.21	0.58
26:14:588:U:H2'	26:14:589:C:C6	2.37	0.58
26:14:2468:G:H3'	26:14:2476:A:C2	2.38	0.58
33:59:125:VAL:HG13	33:59:126:PRO:HD3	1.85	0.58
43:65:49:VAL:HG21	43:65:77:ALA:HB2	1.84	0.58
8:7E:9:MET:HG3	8:7E:26:VAL:HG21	1.85	0.58
37:48:108:ALA:HB3	37:48:111:LYS:NZ	2.18	0.58
1:1G:1037:C:H2'	1:1G:1038:C:C6	2.38	0.58
26:14:1062:G:N2	26:14:1077:A:N3	2.51	0.58

Continued on next page...

Continued from previous page...

Atom-1	Atom-2	Interatomic distance (Å)	Clash overlap (Å)
26:14:2351:G:OP2	59:M5:46:ARG:NH1	2.36	0.58
1:13:453:A:H4'	16:7I:72:ARG:HB2	1.84	0.58
1:13:767:A:H3'	63:13:1919:HOH:O	2.04	0.58
1:13:1262:C:H2'	1:13:1263:C:C6	2.38	0.58
26:1H:341:G:OP2	63:1H:3946:HOH:O	2.17	0.58
26:1H:958:U:H5'	41:88:14:ARG:HD3	1.86	0.58
26:1H:1109:C:O2'	26:1H:1110:G:OP1	2.15	0.58
27:16:94:C:H2'	27:16:95:U:C6	2.37	0.58
32:41:97:ASP:HA	32:41:100:TRP:HD1	1.68	0.58
34:18:24:ILE:HG23	34:18:25:ASP:N	2.18	0.58
55:M8:9:LEU:HD12	55:M8:27:THR:H	1.67	0.58
1:1G:108:G:H5'	1:1G:109:A:H5''	1.84	0.58
1:1G:537:G:H5''	12:3A:113:ARG:HH12	1.68	0.58
7:62:141:VAL:HA	7:62:142:GLU:CB	2.32	0.58
12:3A:83:VAL:HG21	12:3A:100:ILE:HD12	1.84	0.58
22:1L:5:C:H42	22:1L:69:G:H1	1.51	0.58
26:14:138:G:N2	48:B5:44:GLU:OE2	2.29	0.58
26:14:872:A:H4'	41:45:66:ILE:HD11	1.83	0.58
26:14:1050:A:H2	26:14:2751:G:H2'	1.67	0.58
26:14:1188:U:O2'	26:14:1189:A:H5'	2.02	0.58
26:14:1456:G:OP2	63:14:3865:HOH:O	2.16	0.58
28:79:10:LEU:HB3	28:79:220:PRO:HD3	1.86	0.58
46:95:77:ALA:O	46:95:79:VAL:N	2.35	0.58
49:C5:17:SER:HB2	49:C5:71:LYS:HD2	1.85	0.58
49:C5:82:PRO:HB2	49:C5:100:ALA:H	1.68	0.58
1:13:476:G:H2'	1:13:477:G:C8	2.39	0.58
1:13:992:U:H4'	1:13:993:G:O5'	2.02	0.58
1:13:1292:U:H2'	1:13:1293:G:C8	2.39	0.58
3:2E:30:ARG:NH2	14:5I:35:ARG:O	2.36	0.58
6:5E:44:GLY:HA2	6:5E:59:TYR:CZ	2.38	0.58
23:2K:24:C:H2'	23:2K:25:U:C6	2.39	0.58
26:1H:443:A:H1'	26:1H:1201:C:O4'	2.03	0.58
26:1H:1140:C:OP1	38:58:23:LEU:HB3	2.03	0.58
26:1H:1814:G:P	29:11:40:THR:HG21	2.43	0.58
26:1H:2712(A):A:OP2	63:1H:3854:HOH:O	2.17	0.58
31:31:160:ASN:OD1	31:31:163:VAL:HG23	2.04	0.58
36:38:71:LEU:HD13	36:38:72:ASP:HB2	1.85	0.58
49:G8:55:TYR:CZ	49:G8:61:ILE:HD11	2.38	0.58
58:P8:26:GLY:O	58:P8:30:VAL:HG23	2.03	0.58
1:1G:537:G:H5''	12:3A:113:ARG:NH1	2.19	0.58
1:1G:857:C:H3'	1:1G:858:G:H8	1.68	0.58

Continued on next page...

Continued from previous page...

Atom-1	Atom-2	Interatomic distance (Å)	Clash overlap (Å)
2:12:100:GLY:N	2:12:176:GLU:OE2	2.27	0.58
2:12:111:ARG:HA	2:12:111:ARG:HH11	1.68	0.58
3:22:33:LEU:HD12	3:22:36:ASP:HB3	1.85	0.58
4:32:4:TYR:CE2	4:32:11:LEU:HD11	2.38	0.58
4:32:189:PRO:HB2	4:32:194:LEU:HD21	1.84	0.58
22:1L:31:G:H1	22:1L:41:C:H42	1.50	0.58
26:14:2355:C:H1'	51:E5:39:ARG:HH21	1.69	0.58
33:59:30:LYS:HB2	33:59:79:VAL:HA	1.84	0.58
48:B5:18:TYR:O	48:B5:20:GLY:N	2.37	0.58
1:13:1239:A:H62	1:13:1299:A:N6	2.01	0.58
8:7E:34:GLU:OE1	8:7E:37:ARG:NH1	2.37	0.58
26:1H:860:U:C5	26:1H:917:A:C2	2.82	0.58
26:1H:1843:C:H5'	29:11:253:GLN:OE1	2.03	0.58
26:1H:2592:G:P	63:1H:3744:HOH:O	2.59	0.58
30:21:78:LEU:HD23	30:21:78:LEU:O	2.03	0.58
32:41:6:ALA:H	55:M8:23:GLU:HG3	1.69	0.58
36:38:12:THR:HG22	36:38:15:GLU:H	1.68	0.58
37:48:133:SER:HA	37:48:137:GLU:HG2	1.85	0.58
1:1G:1028:C:N3	1:1G:1033:G:N2	2.51	0.58
11:2A:57:THR:HG22	11:2A:59:TYR:H	1.68	0.58
22:1L:54:G:H4'	41:45:56:ARG:CZ	2.34	0.58
26:14:1138:G:H21	38:15:106:MET:HE3	1.68	0.58
26:14:1664:A:OP2	63:14:3870:HOH:O	2.17	0.58
48:B5:9:LEU:HA	53:G5:36:ARG:NH2	2.18	0.58
1:13:984:C:N4	1:13:1221:G:H1	2.00	0.58
26:1H:143:C:H5'	48:F8:35:THR:CG2	2.32	0.58
26:1H:2711:A:OP2	63:1H:3875:HOH:O	2.16	0.58
35:61:92:VAL:HG13	35:61:120:ILE:HG23	1.84	0.58
1:1G:36:C:OP1	12:3A:123:LYS:NZ	2.30	0.58
1:1G:501:C:H2'	1:1G:502:G:C8	2.39	0.58
5:42:76:ILE:HG23	5:42:142:LEU:HD13	1.86	0.58
26:14:1817:G:OP1	29:19:88:ARG:NH2	2.34	0.58
26:14:2719:G:OP2	63:14:3866:HOH:O	2.17	0.58
26:14:2784:C:O2	30:29:37:ARG:NH2	2.36	0.58
30:29:102:VAL:HB	30:29:199:ARG:O	2.03	0.58
40:35:28:GLY:O	40:35:31:ALA:N	2.36	0.58
40:35:56:SER:HB3	40:35:61:ARG:HD3	1.86	0.58
45:85:66:ASN:ND2	45:85:70:ARG:HE	2.01	0.58
50:D5:54:HIS:HB3	50:D5:101:PRO:HD3	1.84	0.58
1:13:57:G:H2'	1:13:58:C:C6	2.38	0.58
1:13:259:G:O6	63:13:1951:HOH:O	2.15	0.58

Continued on next page...

Continued from previous page...

Atom-1	Atom-2	Interatomic distance (Å)	Clash overlap (Å)
7:6E:64:GLN:HB3	7:6E:128:ALA:HB1	1.86	0.58
17:8I:28:PRO:HA	17:8I:35:VAL:HA	1.85	0.58
26:1H:607:U:OP1	31:31:102:PRO:HA	2.02	0.58
26:1H:1170:G:N2	26:1H:1180:C:N3	2.51	0.58
26:1H:2284:C:H41	57:O8:25:LYS:HZ1	1.51	0.58
31:31:116:ASP:OD2	40:78:1:MET:HB2	2.04	0.58
36:38:138:LEU:HD13	36:38:141:VAL:HG12	1.85	0.58
48:F8:55:ASN:HB2	48:F8:80:ILE:HG13	1.84	0.58
26:14:483:A:C4	49:C5:60:PHE:HE2	2.22	0.58
26:14:960:A:H61	41:45:82:ARG:NH2	2.02	0.58
26:14:1035:U:H2'	26:14:1036:G:C8	2.38	0.58
26:14:2275:C:C6	26:14:2275:C:H5'	2.38	0.58
27:1J:87:G:H3'	27:1J:88:C:O4'	2.03	0.58
30:29:76:ARG:HG2	30:29:195:LEU:HD13	1.84	0.58
41:45:27:VAL:HG11	41:45:134:ARG:HA	1.85	0.58
43:65:20:ARG:HH21	43:65:21:THR:HG1	1.46	0.58
48:B5:63:LYS:HE3	48:B5:63:LYS:N	2.18	0.58
1:13:1534:A:N6	25:4K:11:U:O2'	2.36	0.58
13:4I:23:TYR:HD2	13:4I:67:GLU:HA	1.68	0.58
13:4I:54:VAL:HG22	13:4I:57:ARG:HH22	1.68	0.58
26:1H:1156:A:C8	45:C8:51:LYS:HG2	2.38	0.58
26:1H:1728:G:N2	26:1H:1730:U:OP2	2.37	0.58
26:1H:2057:A:OP2	63:1H:3944:HOH:O	2.17	0.58
26:1H:2238:G:O3'	63:1H:3940:HOH:O	2.17	0.58
49:G8:39:VAL:O	49:G8:42:VAL:HG13	2.03	0.58
57:O8:25:LYS:HE2	57:O8:27:LYS:HD3	1.84	0.58
1:1G:1411:C:H2'	1:1G:1412:C:C6	2.38	0.58
7:62:12:LEU:HD21	7:62:28:ASN:HD21	1.67	0.58
20:BA:42:GLN:O	20:BA:45:GLN:HB3	2.04	0.58
26:14:1796:U:H2'	26:14:1797:C:C6	2.39	0.58
29:19:244:ARG:HB2	29:19:245:PRO:HD2	1.84	0.58
33:59:77:LYS:HE2	33:59:81:GLU:HB3	1.86	0.58
40:35:13:ASN:C	40:35:15:ARG:H	2.05	0.58
41:45:21:THR:HG22	41:45:23:GLY:HA3	1.86	0.58
1:13:766:A:OP2	63:13:1954:HOH:O	2.17	0.58
24:3K:49:C:O2	24:3K:60:A:H1'	2.03	0.58
25:4K:22:A:H5'	25:4K:23:A:OP2	2.04	0.58
26:1H:184:C:H2'	26:1H:185:U:H6	1.68	0.58
44:B8:26:ASP:HB3	44:B8:92:GLY:H	1.68	0.58
57:O8:25:LYS:HG2	57:O8:27:LYS:HE3	1.84	0.58
1:1G:540:G:H2'	1:1G:541:G:O4'	2.04	0.58

Continued on next page...

Continued from previous page...

Atom-1	Atom-2	Interatomic distance (Å)	Clash overlap (Å)
1:1G:1125:U:H2'	1:1G:1126:U:C5	2.38	0.58
1:1G:1179:A:OP2	9:82:93:ARG:NH2	2.37	0.58
2:12:168:THR:HG23	2:12:192:SER:HB3	1.86	0.58
3:22:32:LEU:HD22	3:22:59:ARG:HH12	1.69	0.58
5:42:81:GLU:HB3	5:42:90:VAL:HG13	1.85	0.58
13:4A:49:THR:N	13:4A:52:GLU:OE1	2.28	0.58
22:1L:17:U:H1'	22:1L:18:G:OP2	2.04	0.58
26:14:1794:U:H2'	26:14:1795:C:C6	2.39	0.58
26:14:2113:U:O4	26:14:2168:G:H4'	2.04	0.58
26:14:2250:G:N1	41:45:82:ARG:HD2	2.19	0.58
30:29:89:ASP:HB2	30:29:91:VAL:HG13	1.85	0.58
41:45:37:LEU:HD21	41:45:130:LYS:HG2	1.85	0.58
1:13:567:G:OP2	63:13:1936:HOH:O	2.16	0.58
1:13:955:U:H1'	1:13:1227:A:H61	1.69	0.58
1:13:1348:U:H4'	9:8E:120:ARG:HD2	1.84	0.58
24:3K:54:G:O6	24:3K:62:C:N4	2.36	0.58
27:16:80:U:H2'	27:16:81:G:H21	1.67	0.58
1:1G:243:A:H4'	1:1G:244:U:H5''	1.85	0.58
2:12:58:ILE:O	2:12:62:ALA:N	2.36	0.58
3:22:95:THR:O	3:22:97:LYS:N	2.37	0.58
26:14:399:G:OP2	63:14:3871:HOH:O	2.17	0.58
26:14:739:G:OP1	63:14:3872:HOH:O	2.17	0.58
29:19:10:THR:OG1	29:19:13:ARG:HB2	2.04	0.58
29:19:30:GLU:HG3	29:19:63:ARG:CZ	2.34	0.58
50:D5:27:VAL:HG12	50:D5:87:ASP:HB3	1.84	0.58
50:D5:93:ASP:HA	50:D5:130:PRO:HD2	1.85	0.58
1:13:196:A:O2'	1:13:197:A:H2'	2.04	0.57
1:13:284:G:H2'	1:13:285:G:C8	2.39	0.57
1:13:321:A:N7	1:13:328:C:C6	2.72	0.57
1:13:1152:A:H4'	10:1I:13:HIS:CD2	2.39	0.57
19:AI:25:LYS:HG3	19:AI:25:LYS:O	2.04	0.57
20:BI:45:GLN:HB2	20:BI:91:LEU:HD13	1.86	0.57
26:1H:500:G:N2	26:1H:502:A:H3'	2.19	0.57
26:1H:630:G:OP2	59:Q8:15:LYS:NZ	2.35	0.57
26:1H:1430:C:H2'	26:1H:1431:U:C6	2.39	0.57
26:1H:2287:A:C2	26:1H:2346:A:H2	2.22	0.57
32:41:35:GLU:HG3	32:41:36:LYS:HB2	1.86	0.57
35:61:31:LEU:HD21	35:61:38:LEU:HG	1.86	0.57
1:1G:464:G:N2	1:1G:467:G:N7	2.52	0.57
1:1G:1512:U:H2'	1:1G:1513:A:H8	1.69	0.57
2:12:84:GLU:OE2	2:12:212:GLN:NE2	2.36	0.57

Continued on next page...

Continued from previous page...

Atom-1	Atom-2	Interatomic distance (Å)	Clash overlap (Å)
26:14:459:U:H4'	58:L5:40:TRP:CZ3	2.38	0.57
26:14:654(C):G:N2	26:14:654(R):C:O2'	2.37	0.57
26:14:1757:U:H3	26:14:1762:A:H2	1.50	0.57
26:14:2788:C:O2'	26:14:2809:A:N3	2.36	0.57
44:75:107:ASP:N	44:75:107:ASP:OD1	2.37	0.57
1:13:191(F):U:H2'	1:13:191:G:C8	2.39	0.57
1:13:626:U:C2	1:13:627:G:C8	2.92	0.57
1:13:667:G:H4'	15:6I:51:HIS:CE1	2.40	0.57
11:2I:59:TYR:CZ	11:2I:63:LEU:HD11	2.39	0.57
26:1H:85:G:OP2	49:G8:9:LYS:HB2	2.04	0.57
26:1H:125:G:H5'	26:1H:125:G:C8	2.39	0.57
26:1H:638:G:H2'	26:1H:639:U:H6	1.69	0.57
26:1H:818:G:H5'	26:1H:839:U:OP1	2.04	0.57
26:1H:2023:G:H5'	26:1H:2617:C:H4'	1.85	0.57
26:1H:2636:U:OP1	30:21:79:ARG:HA	2.04	0.57
40:78:88:LEU:HD12	40:78:95:VAL:HG11	1.84	0.57
57:O8:25:LYS:HB2	59:Q8:34:TRP:CD1	2.39	0.57
1:1G:600:C:H2'	1:1G:601:C:C6	2.39	0.57
1:1G:1368:G:OP1	9:82:111:ARG:NH2	2.36	0.57
13:4A:82:MET:HG3	13:4A:83:ASP:H	1.69	0.57
26:14:2646:C:H2'	26:14:2647:U:O4'	2.04	0.57
27:1J:2:C:H2'	27:1J:3:C:H6	1.69	0.57
27:1J:101:A:N7	63:1J:303:HOH:O	2.31	0.57
28:79:175:VAL:O	28:79:188:ASN:ND2	2.37	0.57
33:59:26:VAL:HG11	33:59:33:LEU:HB2	1.84	0.57
40:35:96:THR:OG1	40:35:97:PRO:O	2.21	0.57
41:45:138:ASP:OD1	41:45:138:ASP:N	2.36	0.57
1:13:403:C:O3'	4:3E:122:ARG:HD2	2.04	0.57
2:1E:209:ARG:HD3	2:1E:239:VAL:HA	1.86	0.57
16:7I:13:HIS:C	16:7I:15:PRO:HD3	2.24	0.57
26:1H:528:A:OP1	63:1H:3938:HOH:O	2.16	0.57
2:12:178:ARG:NH1	2:12:196:LEU:O	2.37	0.57
7:62:145:ALA:O	7:62:147:ALA:N	2.36	0.57
13:4A:37:THR:O	13:4A:55:ARG:NH2	2.36	0.57
24:3L:18:G:N2	24:3L:56:U:H3	1.99	0.57
24:3L:60:A:H3'	24:3L:60:A:N3	2.19	0.57
26:14:71:A:H2	48:B5:31:HIS:CE1	2.21	0.57
26:14:527:C:OP1	63:14:3874:HOH:O	2.18	0.57
26:14:1165:U:H2'	26:14:1166:C:C6	2.40	0.57
30:29:121:ASN:HB3	63:29:408:HOH:O	2.04	0.57
32:49:173:LEU:HD13	32:49:178:PHE:HD2	1.69	0.57

Continued on next page...

Continued from previous page...

Atom-1	Atom-2	Interatomic distance (Å)	Clash overlap (Å)
46:95:62:LEU:HD21	46:95:95:LEU:HB2	1.86	0.57
47:A5:71:VAL:HA	47:A5:107:LEU:HD12	1.87	0.57
1:13:284:G:H2'	1:13:285:G:H8	1.70	0.57
1:13:344:A:H5''	1:13:345:C:O2	2.04	0.57
1:13:625:G:H4'	16:7I:16:HIS:CD2	2.40	0.57
1:13:631:G:O2'	1:13:632:A:O5'	2.21	0.57
4:3E:155:LEU:O	4:3E:157:LEU:N	2.37	0.57
26:1H:991:C:H2'	26:1H:992:C:C6	2.38	0.57
26:1H:2597:G:O3'	63:1H:3837:HOH:O	2.17	0.57
28:71:168:THR:O	28:71:168:THR:OG1	2.23	0.57
37:48:51:ALA:HB3	37:48:76:TYR:HD1	1.69	0.57
37:48:58:THR:HG22	37:48:59:ILE:H	1.69	0.57
56:N8:40:LYS:HG2	56:N8:47:PRO:HD2	1.84	0.57
1:1G:933:G:O6	7:62:3:ARG:NH2	2.38	0.57
1:1G:1502:A:H2	1:1G:1505:G:N1	1.99	0.57
7:62:111:ARG:NH2	7:62:122:HIS:HB3	2.19	0.57
26:14:748:G:OP2	47:A5:88:ARG:HG3	2.03	0.57
26:14:996:A:N6	26:14:1160:G:C6	2.72	0.57
26:14:1278:A:H2'	26:14:1279:G:C8	2.39	0.57
26:14:1386:C:H2'	26:14:1387:C:C6	2.39	0.57
26:14:2119:A:H62	26:14:2168:G:N2	2.02	0.57
26:14:2414:G:O2'	40:35:70:GLN:OE1	2.18	0.57
26:14:2745:C:H2'	26:14:2746:U:O4'	2.04	0.57
27:1J:104:A:H2'	27:1J:105:G:O4'	2.04	0.57
30:29:96:PHE:HD2	30:29:182:LEU:HD21	1.68	0.57
43:65:107:GLU:N	43:65:110:LEU:HD11	2.18	0.57
49:C5:82:PRO:HG3	49:C5:99:CYS:HB3	1.86	0.57
1:13:17:U:H2'	1:13:18:C:C6	2.39	0.57
1:13:266:G:H5''	1:13:267:C:H5	1.70	0.57
1:13:484:G:O2'	1:13:485:G:OP2	2.18	0.57
3:2E:3:ASN:N	3:2E:3:ASN:OD1	2.36	0.57
8:7E:10:LEU:HB3	8:7E:83:ILE:HD11	1.86	0.57
26:1H:259:G:H21	26:1H:621:A:H8	1.51	0.57
26:1H:918:A:N3	27:16:80:U:O2'	2.35	0.57
26:1H:1945:G:H2'	26:1H:1946:U:C6	2.40	0.57
27:16:101:A:OP2	63:16:306:HOH:O	2.17	0.57
32:41:173:LEU:HB3	32:41:178:PHE:HD2	1.69	0.57
42:98:9:LYS:HA	42:98:17:ARG:HE	1.69	0.57
1:1G:588:G:H1	1:1G:651:C:N4	1.97	0.57
1:1G:1251:A:HO2'	1:1G:1369:C:HO2'	1.43	0.57
10:1A:51:ARG:HB2	10:1A:60:ARG:HA	1.84	0.57

Continued on next page...

Continued from previous page...

Atom-1	Atom-2	Interatomic distance (Å)	Clash overlap (Å)
22:1L:33:RSP:H5'A	22:1L:34:U:OP2	2.03	0.57
24:3L:3:A:H2'	24:3L:4:U:O4'	2.05	0.57
26:14:2:G:N3	26:14:2:G:H2'	2.19	0.57
26:14:491:G:H2'	26:14:492:A:H8	1.69	0.57
26:14:1530:G:O6	26:14:1542:G:N2	2.37	0.57
29:19:49:ILE:CD1	29:19:52:ARG:HA	2.35	0.57
1:13:138:G:H1	1:13:225:C:H42	1.52	0.57
3:2E:91:LEU:HB2	3:2E:99:VAL:HG21	1.87	0.57
15:6I:9:GLN:HA	15:6I:12:ILE:HD12	1.87	0.57
26:1H:1591:G:H2'	26:1H:1592:C:C6	2.40	0.57
26:1H:2492:U:H2'	26:1H:2493:U:C6	2.40	0.57
46:D8:38:LEU:HD21	46:D8:55:ALA:HB1	1.86	0.57
1:1G:1132:C:H2'	1:1G:1133:G:H8	1.69	0.57
1:1G:1305:G:H22	1:1G:1331:G:C2'	2.08	0.57
1:1G:1370:G:N7	63:1G:1871:HOH:O	2.32	0.57
3:22:55:VAL:HG13	3:22:68:VAL:HG13	1.86	0.57
4:32:22:LYS:HG3	61:32:303:SF4:S3	2.45	0.57
24:3L:6:U:H3	24:3L:68:G:N2	2.02	0.57
40:35:52:GLU:OE2	40:35:55:ARG:NH2	2.37	0.57
44:75:22:PHE:CE2	44:75:49:VAL:HG11	2.40	0.57
1:13:664:G:N2	1:13:741:G:H1	2.01	0.57
26:1H:589:C:H2'	26:1H:590:A:C8	2.39	0.57
26:1H:1255:U:O2'	63:1H:3943:HOH:O	2.17	0.57
26:1H:1729:A:O2'	26:1H:1730:U:H5''	2.04	0.57
27:16:102:G:O6	63:16:305:HOH:O	2.16	0.57
30:21:116:VAL:O	30:21:117:MET:HB3	2.02	0.57
35:61:113:ARG:HD2	35:61:131:LYS:HB2	1.87	0.57
36:38:32:LEU:HD21	36:38:107:VAL:HG13	1.85	0.57
36:38:52:PHE:HB2	36:38:53:VAL:CG2	2.34	0.57
39:68:104:ARG:NH1	44:B8:36:GLU:OE1	2.36	0.57
50:H8:108:PRO:HB2	50:H8:112:ARG:HA	1.87	0.57
1:1G:1512:U:H2'	1:1G:1513:A:C8	2.40	0.57
7:62:50:ILE:HD12	7:62:61:VAL:HG11	1.87	0.57
7:62:69:VAL:HG22	7:62:135:VAL:HG22	1.85	0.57
11:2A:100:ALA:O	11:2A:102:GLY:N	2.37	0.57
13:4A:34:LEU:HD13	13:4A:41:PRO:HA	1.86	0.57
26:14:61:G:H1	26:14:93:C:H42	1.52	0.57
26:14:1224:G:N2	26:14:1227:A:OP2	2.32	0.57
26:14:1509:C:H5'	26:14:1510:A:C8	2.40	0.57
28:79:66:HIS:HB2	28:79:188:ASN:ND2	2.19	0.57
29:19:43:ARG:HH21	29:19:43:ARG:HG3	1.70	0.57

Continued on next page...

Continued from previous page...

Atom-1	Atom-2	Interatomic distance (Å)	Clash overlap (Å)
40:35:107:LYS:O	40:35:109:GLY:N	2.37	0.57
50:D5:67:LEU:HD21	50:D5:90:VAL:HG13	1.86	0.57
54:H5:40:THR:HG23	54:H5:43:ILE:HG13	1.86	0.57
1:13:97:U:H2'	1:13:99:C:C6	2.39	0.57
3:2E:74:GLY:HA2	3:2E:77:ILE:HB	1.85	0.57
6:5E:97:PHE:HD2	18:9I:31:LEU:HD21	1.69	0.57
16:7I:3:LYS:O	16:7I:21:VAL:HA	2.05	0.57
22:1K:23:G:O2'	22:1K:24:A:OP1	2.21	0.57
24:3K:2:C:H2'	24:3K:3:A:C8	2.40	0.57
26:1H:661:C:O3'	40:78:15:ARG:HG2	2.04	0.57
26:1H:1290:C:H2'	26:1H:1291:C:C6	2.39	0.57
26:1H:2378:A:O2'	43:A8:21:THR:HG21	2.05	0.57
32:41:16:ARG:O	32:41:20:ILE:HG13	2.05	0.57
32:41:37:VAL:O	32:41:94:LEU:HD23	2.05	0.57
1:1G:1162:C:N4	1:1G:1174:G:H1	2.03	0.57
10:1A:5:ARG:HG3	10:1A:73:ASP:OD1	2.05	0.57
18:9A:38:GLU:HG2	18:9A:39:VAL:N	2.19	0.57
26:14:330:A:HO2'	26:14:331:A:H8	1.52	0.57
26:14:1894:C:H2'	26:14:1895:C:H6	1.68	0.57
26:14:2575:C:OP1	30:29:144:ARG:HG3	2.04	0.57
40:35:122:PRO:HA	40:35:141:ALA:HB1	1.86	0.57
41:45:109:VAL:HA	41:45:113:GLN:HE21	1.69	0.57
49:C5:89:PHE:CE2	49:C5:91:GLU:HB3	2.39	0.57
50:D5:158:PRO:HD2	50:D5:161:VAL:HG21	1.87	0.57
1:13:49:U:C2	1:13:361:G:N2	2.73	0.57
1:13:105:G:H2'	1:13:106:C:C6	2.39	0.57
1:13:1314:C:N4	19:AI:4:SER:O	2.35	0.57
1:13:1412:C:H2'	1:13:1413:A:C8	2.40	0.57
19:AI:33:THR:OG1	19:AI:34:TRP:N	2.38	0.57
24:3K:15:G:H22	24:3K:60:A:H5''	1.69	0.57
24:3K:57:C:H2'	24:3K:58:G:C8	2.40	0.57
26:1H:404:C:O2'	26:1H:405:U:OP2	2.20	0.57
26:1H:1997:G:N7	63:1H:4082:HOH:O	2.32	0.57
26:1H:2472:G:H22	26:1H:2476:A:H62	1.53	0.57
37:48:122:ALA:O	37:48:124:ALA:N	2.38	0.57
1:1G:719:C:O2'	18:9A:49:LYS:HB3	2.04	0.57
4:32:190:ASP:HB3	4:32:192:GLU:HG3	1.86	0.57
9:82:70:LYS:O	9:82:74:ILE:HG13	2.04	0.57
17:8A:5:VAL:HG22	17:8A:60:ILE:HG12	1.86	0.57
20:BA:86:ARG:NH1	20:BA:86:ARG:HB2	2.20	0.57
26:14:1366:A:H2'	26:14:1367:A:O4'	2.05	0.57

Continued on next page...

Continued from previous page...

Atom-1	Atom-2	Interatomic distance (Å)	Clash overlap (Å)
26:14:2168:G:N2	26:14:2171:A:N1	2.52	0.57
32:49:6:ALA:HA	32:49:9:ARG:HB3	1.87	0.57
33:59:16:SER:O	33:59:18:GLU:HG2	2.05	0.57
35:69:101:LEU:HD23	35:69:101:LEU:H	1.70	0.57
1:13:276:G:O3'	17:8I:68:ARG:NH1	2.32	0.57
4:3E:36:ARG:HB3	4:3E:38:TYR:CZ	2.39	0.57
19:AI:32:LYS:HA	19:AI:50:ALA:HB3	1.87	0.57
26:1H:270(M):U:O2'	26:1H:270(N):G:O5'	2.21	0.57
26:1H:1067:A:H5''	26:1H:1068:G:N7	2.20	0.57
26:1H:2598:A:P	63:1H:3837:HOH:O	2.62	0.57
36:38:142:LEU:HD13	34:28:29:GLU:HB3	1.86	0.57
56:N8:40:LYS:CG	56:N8:47:PRO:HD2	2.35	0.57
1:1G:1248:A:N3	9:82:70:LYS:NZ	2.36	0.57
2:12:72:GLY:O	2:12:74:LYS:N	2.37	0.57
5:42:70:PRO:HB2	5:42:77:PRO:HG3	1.85	0.57
10:1A:47:PHE:HE1	10:1A:63:PHE:HB2	1.70	0.57
12:3A:105:TYR:O	12:3A:107:ALA:N	2.38	0.57
13:4A:69:GLU:HA	32:49:118:ARG:HH22	1.69	0.57
26:14:1019:U:H2'	26:14:1020:A:C8	2.39	0.57
26:14:1050:A:C2	26:14:2751:G:H2'	2.40	0.57
26:14:1257:C:H4'	31:39:83:PHE:CD1	2.40	0.57
26:14:2147:G:H2'	26:14:2148:G:H4'	1.86	0.57
26:14:2296:U:OP2	43:65:9:ARG:NH1	2.31	0.57
27:1J:11:C:H3'	27:1J:12:C:C6	2.40	0.57
39:25:70:LYS:H22	39:25:70:LYS:HB3	1.70	0.57
59:M5:33:ASN:C	59:M5:35:GLN:N	2.58	0.57
59:M5:37:SER:OG	59:M5:39:LYS:O	2.22	0.57
1:13:221:C:H2'	1:13:222:U:H6	1.69	0.56
2:1E:185:ILE:HG23	2:1E:199:TYR:HB2	1.86	0.56
6:5E:52:ILE:HG22	6:5E:86:ARG:HG2	1.87	0.56
22:1K:8:4SU:H6	22:1K:8:4SU:C5'	2.35	0.56
26:1H:1107:G:H2'	26:1H:1108:U:H6	1.70	0.56
30:21:18:ASP:HB3	44:B8:82:LEU:HD21	1.87	0.56
36:38:63:LEU:HB3	36:38:65:GLU:OE2	2.04	0.56
55:M8:23:GLU:CD	55:M8:24:THR:H	2.08	0.56
1:1G:298:A:O5'	1:1G:298:A:H8	1.87	0.56
1:1G:363:A:P	12:3A:33:ARG:HD2	2.45	0.56
5:42:12:LEU:HD22	5:42:13:ILE:H	1.69	0.56
12:3A:78:GLN:HG3	12:3A:80:HIS:H	1.69	0.56
26:14:456:C:C4	48:B5:69:TYR:HD2	2.23	0.56
26:14:486:C:O2'	47:A5:60:ASN:ND2	2.35	0.56

Continued on next page...

Continued from previous page...

Atom-1	Atom-2	Interatomic distance (Å)	Clash overlap (Å)
26:14:893:C:O2'	26:14:894:C:OP1	2.20	0.56
26:14:2689:U:OP2	26:14:2719:G:N2	2.37	0.56
32:49:76:SER:OG	32:49:84:LYS:N	2.37	0.56
41:45:16:ARG:O	41:45:17:LEU:HD23	2.04	0.56
49:C5:76:CYS:O	49:C5:78:ALA:N	2.37	0.56
2:1E:95:GLN:OE1	2:1E:147:LYS:NZ	2.38	0.56
22:1K:6:C:N4	22:1K:68:G:H1	2.03	0.56
26:1H:228:A:C8	26:1H:230:U:H1'	2.40	0.56
26:1H:836:G:H5''	26:1H:837:C:OP2	2.04	0.56
44:B8:7:ILE:O	44:B8:11:GLU:HG3	2.05	0.56
44:B8:125:ARG:O	44:B8:129:ARG:N	2.32	0.56
1:1G:4:U:C4	8:72:105:ARG:HD3	2.39	0.56
1:1G:1306:A:N6	1:1G:1331:G:O2'	2.39	0.56
4:32:196:LEU:H	4:32:196:LEU:HD12	1.70	0.56
18:9A:31:LEU:HD23	18:9A:31:LEU:H	1.69	0.56
26:14:528:A:C2	26:14:2042:A:H2'	2.41	0.56
26:14:639:U:H2'	26:14:640:C:C6	2.39	0.56
26:14:1678:G:H22	26:14:1989:G:N2	1.97	0.56
26:14:1899:G:N2	26:14:1902:C:H42	1.97	0.56
26:14:2115:G:N1	26:14:2117:A:N7	2.53	0.56
26:14:2689:U:P	26:14:2719:G:H22	2.27	0.56
40:35:52:GLU:O	40:35:54:GLY:N	2.38	0.56
41:45:31:ASP:N	41:45:106:VAL:O	2.38	0.56
1:13:154:C:N3	1:13:168:G:N2	2.53	0.56
1:13:323:U:H2'	1:13:324:G:O4'	2.04	0.56
1:13:1286:A:C8	1:13:1287:A:H4'	2.40	0.56
2:1E:16:HIS:ND1	2:1E:44:LEU:HD23	2.21	0.56
2:1E:237:ALA:O	2:1E:239:VAL:N	2.38	0.56
11:2I:32:ILE:HD12	11:2I:72:ALA:HB2	1.86	0.56
14:5I:4:LYS:O	14:5I:7:ILE:HG13	2.04	0.56
23:2K:24:C:H2'	23:2K:25:U:H6	1.69	0.56
24:3K:37:G:H2'	24:3K:38:A:H8	1.70	0.56
26:1H:270(H):C:H2'	26:1H:270(I):G:O4'	2.05	0.56
26:1H:273(F):C:H3'	26:1H:274:G:H5''	1.87	0.56
26:1H:1315:C:OP2	63:1H:3945:HOH:O	2.17	0.56
26:1H:2134:A:H2	26:1H:2159:G:H1'	1.70	0.56
27:16:37:C:H2'	27:16:38:C:H5'	1.87	0.56
28:71:62:VAL:HB	28:71:163:PHE:HE1	1.71	0.56
33:51:25:LYS:HE2	33:51:34:GLU:HG2	1.87	0.56
34:18:15:ALA:HA	34:18:19:GLU:HG2	1.85	0.56
36:38:130:THR:O	36:38:134:LEU:HD13	2.05	0.56

Continued on next page...

Continued from previous page...

Atom-1	Atom-2	Interatomic distance (Å)	Clash overlap (Å)
38:58:9:VAL:HG21	38:58:39:ARG:NH1	2.19	0.56
40:78:31:ALA:O	40:78:32:THR:HG22	2.05	0.56
53:K8:2:LYS:O	53:K8:6:VAL:HG23	2.05	0.56
1:1G:660:G:H1	1:1G:745:C:H42	1.54	0.56
1:1G:1423:G:H2'	1:1G:1424:C:C6	2.40	0.56
1:1G:1446:A:C2	44:75:118:ARG:HD2	2.41	0.56
12:3A:33:ARG:H	12:3A:85:ILE:HG22	1.71	0.56
15:6A:70:LEU:HG	15:6A:78:TYR:HB2	1.88	0.56
18:9A:53:ARG:HA	18:9A:56:THR:OG1	2.05	0.56
22:1L:10:G:N2	22:1L:27:A:H1'	2.20	0.56
26:14:527:C:N3	63:14:4013:HOH:O	2.33	0.56
26:14:729:G:OP2	29:19:13:ARG:NH1	2.34	0.56
26:14:1316:U:H2'	26:14:1317:A:C8	2.41	0.56
26:14:2611:U:H6	26:14:2611:U:H5'	1.70	0.56
27:1J:90:C:P	41:45:16:ARG:HH21	2.28	0.56
29:19:134:ARG:HG3	29:19:135:PHE:CD2	2.40	0.56
33:59:6:ARG:HH21	33:59:54:ARG:NH1	2.03	0.56
35:69:7:GLU:HG3	35:69:8:PRO:HD2	1.87	0.56
39:25:122:LEU:HD13	44:75:72:VAL:HG11	1.87	0.56
40:35:85:LEU:HA	40:35:88:LEU:HD23	1.87	0.56
44:75:118:ARG:NH2	44:75:121:ILE:HG21	2.19	0.56
1:13:376:G:O3'	16:7I:5:ARG:NH1	2.30	0.56
1:13:645:C:H2'	1:13:646:U:O4'	2.06	0.56
1:13:730:G:C5	1:13:731:G:H1'	2.40	0.56
2:1E:86:GLU:O	2:1E:89:GLY:N	2.38	0.56
26:1H:142:G:H2'	26:1H:143:C:C6	2.40	0.56
26:1H:634:C:H2'	26:1H:635:C:C6	2.40	0.56
26:1H:1377:G:OP2	63:1H:3951:HOH:O	2.18	0.56
26:1H:2698:U:H2'	26:1H:2699:C:C6	2.40	0.56
31:31:181:LEU:O	31:31:205:ARG:NH2	2.37	0.56
42:98:51:LEU:HD22	42:98:66:VAL:HG13	1.87	0.56
1:1G:382:A:H2'	1:1G:383:A:H8	1.69	0.56
1:1G:485:G:O2'	1:1G:486:U:O5'	2.22	0.56
1:1G:1251:A:O2'	1:1G:1369:C:O2'	2.13	0.56
26:14:247:G:H4'	26:14:386:G:C5	2.41	0.56
26:14:1115:G:H2'	26:14:1116:C:C6	2.39	0.56
26:14:1379:A:H1'	26:14:1380:G:OP1	2.05	0.56
31:39:53:THR:HG23	31:39:55:GLY:H	1.69	0.56
43:65:54:LEU:C	43:65:56:LEU:H	2.07	0.56
1:13:373:A:H2'	1:13:374:A:C8	2.40	0.56
1:13:1118:C:OP1	9:8E:9:ARG:HD3	2.05	0.56

Continued on next page...

Continued from previous page...

Atom-1	Atom-2	Interatomic distance (Å)	Clash overlap (Å)
1:13:1442:G:H2'	1:13:1443:G:H5'	1.88	0.56
4:3E:167:GLY:HA2	29:19:135:PHE:CZ	2.40	0.56
22:1K:7:G:H3'	22:1K:8:4SU:C5'	2.35	0.56
26:1H:527:C:OP1	63:1H:3949:HOH:O	2.18	0.56
26:1H:770:G:OP1	58:P8:8:ASN:ND2	2.37	0.56
36:38:27:VAL:HG13	36:38:110:GLY:N	2.20	0.56
38:58:131:GLN:H	38:58:134:ARG:HH12	1.53	0.56
43:A8:25:ARG:HD2	43:A8:88:ASP:HB2	1.87	0.56
51:I8:11:ARG:HB2	51:I8:11:ARG:HH11	1.70	0.56
1:1G:604:G:H2'	1:1G:605:U:O4'	2.05	0.56
3:22:42:LEU:O	3:22:46:GLU:HG2	2.06	0.56
5:42:34:VAL:HG12	5:42:42:GLY:HA3	1.87	0.56
10:1A:45:ARG:O	10:1A:65:LEU:N	2.38	0.56
24:3L:48:U:OP1	24:3L:48:U:H2'	2.05	0.56
26:14:484:C:P	49:C5:49:VAL:HG23	2.46	0.56
26:14:1394:U:O2	48:B5:16:LYS:NZ	2.39	0.56
26:14:1945:G:H2'	26:14:1946:U:C6	2.39	0.56
26:14:2176:A:O2'	28:79:215:THR:HG21	2.05	0.56
26:14:2275:C:H5'	26:14:2275:C:H6	1.70	0.56
1:13:1175:G:H2'	1:13:1176:A:C8	2.40	0.56
20:BI:97:ALA:O	20:BI:99:LEU:N	2.39	0.56
26:1H:274:G:H1'	26:1H:276:A:C2	2.40	0.56
26:1H:2177:C:H5''	28:71:213:TYR:CD1	2.40	0.56
26:1H:2689:U:OP2	26:1H:2719:G:N2	2.35	0.56
40:78:50:ARG:HH21	40:78:50:ARG:HG3	1.70	0.56
44:B8:57:PHE:O	44:B8:58:ASN:ND2	2.39	0.56
48:F8:49:VAL:HG11	48:F8:83:VAL:HG12	1.88	0.56
1:1G:1392:G:H21	1:1G:1502:A:H8	1.53	0.56
2:12:87:ARG:HH21	2:12:233:SER:HB3	1.69	0.56
2:12:119:GLU:OE2	2:12:153:ARG:NH2	2.38	0.56
5:42:51:VAL:O	5:42:55:VAL:HG23	2.05	0.56
6:52:15:ASP:O	6:52:19:LEU:HB2	2.06	0.56
10:1A:49:VAL:O	10:1A:60:ARG:HB2	2.05	0.56
26:14:459:U:H5''	58:L5:40:TRP:CD2	2.41	0.56
26:14:2607:G:H2'	26:14:2608:G:O4'	2.05	0.56
29:19:206:LEU:HD22	29:19:211:ARG:HG2	1.88	0.56
30:29:93:VAL:HG21	30:29:180:ASN:HA	1.88	0.56
31:39:121:GLY:O	31:39:122:LYS:HD3	2.06	0.56
31:39:122:LYS:HD2	31:39:191:ARG:HB3	1.87	0.56
41:45:66:ILE:HG22	41:45:104:PHE:CE1	2.38	0.56
52:F5:41:ARG:HB2	52:F5:43:TYR:CE1	2.41	0.56

Continued on next page...

Continued from previous page...

Atom-1	Atom-2	Interatomic distance (Å)	Clash overlap (Å)
1:13:278:G:C2	17:8I:95:TYR:HD2	2.23	0.56
1:13:1145:C:H4'	1:13:1146:A:H5'	1.87	0.56
13:4I:4:ILE:HG22	13:4I:5:ALA:H	1.71	0.56
20:BI:35:THR:HG22	20:BI:38:LYS:NZ	2.21	0.56
26:1H:1639:U:H4'	26:1H:2699:C:H4'	1.88	0.56
29:11:26:LYS:O	29:11:29:PRO:HD3	2.06	0.56
34:18:28:LYS:HB3	34:28:2:ALA:CB	2.35	0.56
1:1G:502:G:H2'	1:1G:503:C:O4'	2.06	0.56
23:2L:11:A:O5'	23:2L:11:A:H8	1.89	0.56
26:14:871:U:OP1	41:45:5:ARG:HG2	2.05	0.56
45:85:92:ARG:HG2	46:95:11:GLN:OE1	2.06	0.56
49:C5:52:SER:H	49:C5:56:PRO:HA	1.71	0.56
53:G5:65:ASN:HB3	53:G5:69:ARG:HH21	1.69	0.56
3:2E:47:LEU:HB2	3:2E:52:LEU:HD13	1.88	0.56
13:4I:93:ARG:NH1	26:1H:888:C:OP1	2.38	0.56
18:9I:22:VAL:HB	18:9I:56:THR:HA	1.87	0.56
26:1H:1671:U:OP2	63:1H:3856:HOH:O	2.17	0.56
30:21:51:PHE:HE2	30:21:52:LEU:HD22	1.69	0.56
32:41:75:LYS:HD2	32:41:77:ILE:HD13	1.87	0.56
1:1G:17:U:H2'	1:1G:18:C:C6	2.40	0.56
1:1G:197:A:H8	1:1G:198:G:C8	2.24	0.56
1:1G:429:U:H3'	4:32:9:CYS:SG	2.46	0.56
1:1G:1324:A:H4'	1:1G:1362:C:H4'	1.88	0.56
5:42:143:ARG:HG3	5:42:147:ASP:HB3	1.87	0.56
15:6A:39:LEU:HD12	15:6A:56:LEU:HB2	1.88	0.56
26:14:548:A:C6	26:14:549:G:H1'	2.40	0.56
26:14:2238:G:H2'	26:14:2238:G:N3	2.21	0.56
32:49:106:LEU:HA	32:49:110:ALA:HB3	1.87	0.56
48:B5:15:GLU:OE1	48:B5:15:GLU:N	2.32	0.56
1:13:1064:G:H4'	1:13:1065:U:OP1	2.06	0.56
12:3I:53:ARG:HG3	12:3I:53:ARG:HH11	1.71	0.56
16:7I:22:THR:HA	16:7I:33:ILE:HG13	1.88	0.56
22:1K:61:U:H5'	22:1K:62:C:C5	2.40	0.56
23:2K:73:A:C6	23:2K:74:A:C6	2.94	0.56
24:3K:15:G:O2'	24:3K:16:C:H5'	2.05	0.56
26:1H:1026:U:H1'	26:1H:1027:A:O5'	2.06	0.56
35:61:38:LEU:HD12	35:61:38:LEU:H	1.70	0.56
36:38:16:ASN:H	36:38:19:ARG:HB3	1.71	0.56
37:48:74:ALA:HA	37:48:127:ILE:HG23	1.87	0.56
39:68:64:ARG:NH1	39:68:81:ASP:OD1	2.38	0.56
43:A8:11:LYS:HD2	43:A8:15:ARG:NH2	2.21	0.56

Continued on next page...

Continued from previous page...

Atom-1	Atom-2	Interatomic distance (Å)	Clash overlap (Å)
43:A8:106:ARG:CZ	43:A8:107:GLU:HB2	2.36	0.56
45:C8:34:LYS:NZ	45:C8:37:GLU:OE1	2.30	0.56
51:I8:72:ARG:HB2	51:I8:75:LEU:HB2	1.88	0.56
1:1G:19:C:OP1	5:42:125:SER:OG	2.21	0.56
1:1G:1305:G:O2'	1:1G:1306:A:H8	1.89	0.56
10:1A:53:PRO:HA	14:5A:42:ILE:HG21	1.86	0.56
24:3L:6:U:H3	24:3L:68:G:H1	1.52	0.56
26:14:960:A:H61	41:45:82:ARG:HH21	1.52	0.56
26:14:1430:C:H2'	26:14:1431:U:C6	2.41	0.56
26:14:1963:U:O2	26:14:1963:U:H2'	2.06	0.56
26:14:2469:A:H3'	26:14:2470:G:H8	1.71	0.56
38:15:37:LYS:HE2	45:85:63:VAL:HG21	1.88	0.56
39:25:88:ASN:HB3	39:25:94:ARG:HD2	1.88	0.56
1:13:262:A:H2'	1:13:263:A:C8	2.40	0.56
4:3E:103:ASN:O	4:3E:107:ARG:HG2	2.06	0.56
26:1H:2038:G:H2'	26:1H:2039:C:H6	1.71	0.56
29:11:145:VAL:HG12	29:11:146:GLU:O	2.06	0.56
45:C8:19:LYS:HG3	45:C8:22:LYS:HE2	1.88	0.56
52:J8:41:ARG:HH11	52:J8:41:ARG:HG3	1.70	0.56
1:1G:1238:A:N3	1:1G:1241:G:O2'	2.29	0.56
26:14:270(H):C:H2'	26:14:270(I):G:H8	1.69	0.56
26:14:819:A:C4	26:14:1189:A:C2	2.94	0.56
26:14:1819:A:H4'	26:14:1820:U:O5'	2.06	0.56
26:14:2099:U:H3	26:14:2190:G:H1	1.52	0.56
26:14:2675:A:H4'	39:25:29:ASN:HD21	1.69	0.56
33:59:137:ASP:HB2	33:59:140:LYS:HE2	1.88	0.56
35:69:59:ALA:HA	35:69:62:LYS:HB3	1.87	0.56
38:15:95:PRO:O	38:15:98:VAL:HG12	2.06	0.56
50:D5:176:PRO:HG2	50:D5:178:GLU:HG2	1.88	0.56
51:E5:36:ILE:O	51:E5:36:ILE:HD13	2.06	0.56
1:13:625:G:H4'	16:7I:16:HIS:CG	2.40	0.55
1:13:872:A:C2	1:13:874:G:C6	2.94	0.55
4:3E:29:PRO:HA	4:3E:34:GLU:HG3	1.87	0.55
7:6E:149:ARG:HG2	11:2I:59:TYR:CZ	2.40	0.55
25:4K:9:G:H2'	25:4K:10:G:C8	2.41	0.55
26:1H:176:G:O2'	26:1H:177:G:H5'	2.06	0.55
26:1H:1968:G:H5'	63:1H:3879:HOH:O	2.05	0.55
34:18:17:VAL:HG11	34:18:21:LYS:HE3	1.82	0.55
41:88:79:LEU:O	41:88:80:GLU:HB2	2.06	0.55
1:1G:547:A:H5'	63:1G:1811:HOH:O	2.06	0.55
1:1G:1095:U:H2'	1:1G:1096:C:C6	2.41	0.55

Continued on next page...

Continued from previous page...

Atom-1	Atom-2	Interatomic distance (Å)	Clash overlap (Å)
1:1G:1158:C:N3	1:1G:1160:G:C8	2.75	0.55
2:12:19:HIS:CE1	2:12:204:ASN:HB3	2.40	0.55
7:62:73:MET:HB2	7:62:90:GLU:HA	1.88	0.55
17:8A:67:LYS:HA	17:8A:70:ARG:HH12	1.70	0.55
23:2L:24:C:H2'	23:2L:25:U:H6	1.70	0.55
24:3L:1:G:O2'	24:3L:2:C:O5'	2.18	0.55
26:14:99:U:H4'	26:14:102:G:H1'	1.87	0.55
26:14:226:G:H21	26:14:228:A:H62	1.53	0.55
26:14:852:G:H2'	26:14:853:G:C8	2.40	0.55
26:14:1262:A:N3	56:J5:10:LYS:HE3	2.20	0.55
26:14:2269:A:OP2	63:14:3788:HOH:O	2.18	0.55
26:14:2666:C:O2	33:59:152:ARG:NH1	2.38	0.55
27:1J:14:U:H5'	27:1J:71:C:H1'	1.87	0.55
44:75:18:ASP:OD1	44:75:18:ASP:N	2.38	0.55
44:75:22:PHE:HE2	44:75:49:VAL:HG11	1.69	0.55
50:D5:25:PRO:O	50:D5:85:HIS:HA	2.06	0.55
1:13:576:G:OP1	63:13:1958:HOH:O	2.18	0.55
1:13:692:U:O2'	1:13:694:A:N7	2.30	0.55
2:1E:154:LEU:H	2:1E:154:LEU:HD12	1.72	0.55
26:1H:265:A:C8	26:1H:266:G:H1'	2.41	0.55
26:1H:1063:G:H22	26:1H:1076:C:H1'	1.71	0.55
26:1H:1081:U:C2	26:1H:1082:U:H1'	2.42	0.55
26:1H:1101:U:H2'	26:1H:1102:C:C6	2.42	0.55
30:21:174:ASP:OD1	30:21:175:VAL:N	2.39	0.55
1:1G:713:G:H2'	1:1G:714:G:C8	2.42	0.55
1:1G:1199:U:H4'	10:1A:54:PHE:CE1	2.41	0.55
13:4A:86:CYS:SG	13:4A:88:ARG:HG3	2.46	0.55
26:14:2280:G:O2'	26:14:2388:A:N1	2.35	0.55
56:J5:20:ARG:HG2	56:J5:23:HIS:CD2	2.41	0.55
1:13:244:U:H4'	1:13:245:C:O5'	2.05	0.55
1:13:881:G:OP2	12:3I:12:ARG:NH2	2.39	0.55
1:13:1263:C:H2'	1:13:1264:C:H6	1.71	0.55
5:4E:122:GLU:HG2	5:4E:131:ILE:HD12	1.88	0.55
9:8E:33:PHE:CE2	9:8E:47:LEU:HD21	2.40	0.55
26:1H:527:C:H4'	26:1H:528:A:H5'	1.88	0.55
26:1H:1543:A:H3'	26:1H:1543:A:OP2	2.07	0.55
26:1H:1632:A:N7	63:1H:3779:HOH:O	2.33	0.55
26:1H:1826:G:H4'	29:11:242:ARG:HE	1.71	0.55
26:1H:2062:A:H5'	63:1H:4295:HOH:O	2.05	0.55
26:1H:2785:C:H2'	26:1H:2786:U:O4'	2.05	0.55
30:21:105:THR:HG21	30:21:164:ARG:CZ	2.37	0.55

Continued on next page...

Continued from previous page...

Atom-1	Atom-2	Interatomic distance (Å)	Clash overlap (Å)
31:31:178:PRO:HB3	31:31:198:ALA:CB	2.35	0.55
42:98:2:ARG:O	42:98:5:LYS:HG2	2.07	0.55
43:A8:26:LEU:HD12	43:A8:39:ILE:HD11	1.88	0.55
47:E8:35:ILE:HG23	56:N8:28:PRO:HD2	1.87	0.55
1:1G:474:G:OP2	16:7A:75:ARG:HD3	2.06	0.55
1:1G:985:C:H42	1:1G:1220:G:H1	1.55	0.55
6:52:11:ASN:HB3	6:52:14:LEU:HD13	1.88	0.55
12:3A:47:LYS:HB3	12:3A:48:PRO:HD3	1.87	0.55
26:14:1337:G:H2'	26:14:1338:G:H8	1.70	0.55
30:29:36:ARG:NH2	30:29:88:GLY:HA2	2.21	0.55
40:35:15:ARG:HB2	40:35:15:ARG:CZ	2.35	0.55
41:45:26:TYR:HD1	41:45:28:ALA:HB2	1.72	0.55
1:13:1117:G:H5''	9:8E:104:ARG:NH1	2.21	0.55
1:13:1533:C:O2'	1:13:1534:A:OP1	2.23	0.55
2:1E:22:LYS:HA	2:1E:24:TRP:CD1	2.40	0.55
5:4E:136:MET:HA	5:4E:139:LEU:HD12	1.88	0.55
12:3I:33:ARG:HG2	12:3I:60:LEU:CD1	2.36	0.55
22:1K:24:A:H2'	22:1K:25:G:C8	2.34	0.55
26:1H:248:G:H5'	26:1H:250:G:N7	2.21	0.55
26:1H:534:U:H5'	45:C8:42:ALA:HB1	1.89	0.55
28:71:22:ILE:O	28:71:26:ALA:HB2	2.06	0.55
28:71:44:HIS:CE1	28:71:214:VAL:HA	2.42	0.55
29:11:30:GLU:OE2	29:11:63:ARG:NE	2.31	0.55
32:41:38:VAL:HG22	32:41:93:THR:HA	1.87	0.55
37:48:11:GLN:H	37:48:55:VAL:HG21	1.71	0.55
42:98:9:LYS:HA	42:98:17:ARG:NE	2.20	0.55
45:C8:95:LEU:HD11	46:D8:11:GLN:O	2.05	0.55
50:H8:76:LEU:HA	50:H8:83:PRO:HA	1.87	0.55
1:1G:617:G:OP2	63:1G:1843:HOH:O	2.18	0.55
1:1G:974:A:P	14:5A:41:ARG:HH12	2.29	0.55
1:1G:1134:G:H2'	1:1G:1135:U:O4'	2.07	0.55
2:12:154:LEU:O	2:12:155:LEU:HD22	2.06	0.55
10:1A:6:ILE:HG13	10:1A:72:VAL:O	2.06	0.55
10:1A:51:ARG:H	10:1A:60:ARG:HA	1.72	0.55
23:2L:1:C:H4'	41:45:87:LYS:HZ3	1.72	0.55
26:14:139:G:H1'	26:14:140:A:C2	2.41	0.55
26:14:1022:G:C6	26:14:1140:C:C4	2.95	0.55
26:14:1071:G:C4	26:14:1089:G:H2'	2.41	0.55
26:14:1754:C:H2'	26:14:1755:A:C8	2.41	0.55
27:1J:88:C:H5'	27:1J:89:G:C6	2.41	0.55
27:1J:93:C:H2'	27:1J:94:C:H6	1.72	0.55

Continued on next page...

Continued from previous page...

Atom-1	Atom-2	Interatomic distance (Å)	Clash overlap (Å)
30:29:36:ARG:HH12	30:29:88:GLY:HA2	1.71	0.55
41:45:26:TYR:CD1	41:45:28:ALA:HB2	2.41	0.55
2:1E:60:ASP:O	2:1E:64:ARG:NE	2.40	0.55
5:4E:148:VAL:HA	5:4E:151:LEU:HD12	1.88	0.55
17:8I:67:LYS:HA	17:8I:70:ARG:HH12	1.71	0.55
18:9I:50:ILE:HD11	18:9I:70:ILE:HG21	1.88	0.55
26:1H:277:C:H3'	26:1H:278:A:O4'	2.07	0.55
26:1H:821:A:H5''	26:1H:822:U:H6	1.72	0.55
26:1H:1164:G:H2'	26:1H:1165:U:C6	2.41	0.55
26:1H:2028:U:O4	63:1H:3933:HOH:O	2.16	0.55
26:1H:2735:G:H2'	26:1H:2736:G:C8	2.42	0.55
33:51:98:LEU:HD12	33:51:125:VAL:HG23	1.88	0.55
35:61:81:VAL:HG23	35:61:143:SER:H	1.72	0.55
40:78:126:VAL:HG13	40:78:145:PRO:HG2	1.87	0.55
59:Q8:6:THR:HG23	59:Q8:64:TYR:HD2	1.70	0.55
1:1G:859:A:H2'	1:1G:860:A:H8	1.71	0.55
1:1G:1372:U:OP1	9:82:72:GLY:N	2.39	0.55
1:1G:1423:G:H2'	1:1G:1424:C:H6	1.72	0.55
2:12:231:GLU:HB3	2:12:232:PRO:HD3	1.89	0.55
4:32:150:GLU:C	4:32:152:SER:H	2.09	0.55
22:1L:18:G:H4'	22:1L:61:U:N3	2.22	0.55
26:14:587:C:O2	40:35:33:ARG:NH1	2.40	0.55
27:1J:21:G:H2'	27:1J:22:U:O4'	2.06	0.55
32:49:75:LYS:NZ	32:49:77:ILE:HD11	2.22	0.55
38:15:18:ALA:HA	38:15:21:LYS:HG3	1.88	0.55
40:35:101:VAL:HA	40:35:105:LEU:O	2.06	0.55
40:35:114:ILE:O	40:35:115:LEU:HD23	2.06	0.55
46:95:49:THR:HB	46:95:50:PRO:HD2	1.88	0.55
52:F5:85:LEU:HA	52:F5:87:PRO:HD2	1.87	0.55
1:13:89:U:H2'	1:13:90:C:O4'	2.07	0.55
4:3E:12:CYS:SG	4:3E:19:LEU:HB2	2.46	0.55
26:1H:2175:C:H1'	28:71:218:MET:HA	1.89	0.55
26:1H:2615:U:OP1	63:1H:3952:HOH:O	2.18	0.55
37:48:51:ALA:CB	37:48:76:TYR:HA	2.35	0.55
37:48:54:PRO:HD2	37:48:72:PRO:HA	1.88	0.55
34:28:17:VAL:HG13	34:28:19:GLU:H	1.72	0.55
1:1G:1378:C:H3'	1:1G:1379:G:H5''	1.89	0.55
2:12:204:ASN:HB2	2:12:210:SER:HB3	1.88	0.55
7:62:62:PHE:HA	7:62:124:LEU:CD2	2.35	0.55
24:3L:37:G:H21	25:4L:14:A:N6	2.05	0.55
26:14:800:A:H8	63:14:3760:HOH:O	1.89	0.55

Continued on next page...

Continued from previous page...

Atom-1	Atom-2	Interatomic distance (Å)	Clash overlap (Å)
26:14:1757:U:N3	26:14:1762:A:H2	2.04	0.55
26:14:2318:G:H5'	26:14:2319:G:OP2	2.06	0.55
26:14:2356:C:O3'	51:E5:20:ARG:HD2	2.07	0.55
29:19:30:GLU:HB2	29:19:35:LYS:HD3	1.88	0.55
35:69:14:ASP:OD1	35:69:15:VAL:N	2.38	0.55
42:55:69:ASP:N	42:55:69:ASP:OD1	2.40	0.55
1:13:826:C:H2'	1:13:827:U:O2	2.06	0.55
1:13:955:U:H1'	1:13:1227:A:N6	2.22	0.55
1:13:1374:A:O3'	7:6E:28:ASN:ND2	2.40	0.55
2:1E:22:LYS:H	2:1E:40:HIS:CD2	2.24	0.55
8:7E:19:VAL:HG13	8:7E:21:LYS:HG2	1.88	0.55
23:2K:47:7MG:O2'	23:2K:48:U:OP2	2.22	0.55
26:1H:141:A:C8	26:1H:1408:C:H1'	2.41	0.55
26:1H:197:A:N6	26:1H:2430:A:H2'	2.21	0.55
26:1H:617:G:OP2	31:31:43:LYS:NZ	2.32	0.55
26:1H:881:G:C5	26:1H:882:G:H1'	2.41	0.55
26:1H:1111:A:N3	26:1H:1112:G:H1'	2.21	0.55
26:1H:1210:A:H5''	26:1H:1212:G:O4'	2.06	0.55
26:1H:1831:G:H2'	26:1H:1832:C:C6	2.41	0.55
26:1H:1945:G:H2'	26:1H:1946:U:H6	1.71	0.55
26:1H:1980:G:O2'	26:1H:1982:C:OP2	2.17	0.55
26:1H:2108:C:H2'	26:1H:2109:U:O4'	2.06	0.55
42:98:48:VAL:HA	42:98:51:LEU:HB2	1.89	0.55
47:E8:29:LEU:HD12	47:E8:29:LEU:O	2.06	0.55
53:K8:59:ARG:O	53:K8:62:THR:HG23	2.06	0.55
1:1G:57:G:H2'	1:1G:58:C:C6	2.42	0.55
1:1G:176:C:H2'	1:1G:177:C:H6	1.72	0.55
6:52:82:ARG:HB2	6:52:85:VAL:HG23	1.87	0.55
10:1A:54:PHE:CD2	10:1A:55:LYS:HG3	2.42	0.55
13:4A:14:ARG:NH2	13:4A:16:ASP:OD2	2.24	0.55
26:14:1252:G:O4'	45:85:33:ARG:HD3	2.06	0.55
26:14:1810:A:H2'	26:14:1811:G:O4'	2.06	0.55
26:14:2138:C:H42	26:14:2153:G:H1	1.54	0.55
27:1J:28:C:H2'	27:1J:29:A:H8	1.71	0.55
35:69:98:ALA:HA	35:69:109:ILE:HD11	1.89	0.55
1:13:67:C:H2'	1:13:68:G:H8	1.70	0.55
1:13:136:C:H2'	1:13:137:C:H5''	1.88	0.55
1:13:1174:G:H2'	1:13:1175:G:H8	1.71	0.55
1:13:1366:C:HO2'	10:1I:60:ARG:HH12	1.52	0.55
26:1H:548:A:N3	46:D8:21:ARG:NH2	2.55	0.55
26:1H:719:C:H2'	26:1H:720:C:H6	1.72	0.55

Continued on next page...

Continued from previous page...

Atom-1	Atom-2	Interatomic distance (Å)	Clash overlap (Å)
26:1H:724:U:H2'	26:1H:725:G:O4'	2.07	0.55
45:C8:11:ARG:O	45:C8:15:LYS:HG3	2.07	0.55
49:G8:76:CYS:HB2	49:G8:82:PRO:HG3	1.88	0.55
53:K8:58:ALA:O	53:K8:62:THR:HG22	2.07	0.55
1:1G:186(D):C:H2'	1:1G:186(E):C:C6	2.41	0.55
1:1G:411:A:C5	1:1G:413:G:H1'	2.41	0.55
1:1G:511:C:H4'	4:32:43:HIS:CD2	2.42	0.55
21:1B:8:THR:HG21	21:1B:10:ARG:NH2	2.12	0.55
26:14:93:C:H5'	26:14:94:G:OP2	2.06	0.55
26:14:1952:A:C5	39:25:22:ILE:HD11	2.42	0.55
26:14:2588:G:OP2	63:14:3877:HOH:O	2.18	0.55
31:39:192:LEU:HD13	31:39:194:MET:HE1	1.87	0.55
40:35:97:PRO:O	40:35:98:GLU:HG3	2.07	0.55
1:13:222:U:H2'	1:13:223:U:C6	2.42	0.55
1:13:390:C:O3'	16:7I:28:ARG:NH2	2.37	0.55
2:1E:67:THR:HG21	2:1E:155:LEU:HD13	1.87	0.55
3:2E:130:VAL:O	3:2E:134:ILE:HG12	2.06	0.55
26:1H:1568:G:H5''	29:11:61:LEU:HD22	1.88	0.55
26:1H:2164:C:H5	26:1H:2165:G:C6	2.25	0.55
26:1H:2170:A:OP2	26:1H:2170:A:H3'	2.07	0.55
26:1H:2683:C:OP1	44:B8:53:ARG:NH2	2.35	0.55
29:11:24:ILE:HG22	29:11:27:THR:HG22	1.89	0.55
30:21:119:ARG:HB3	30:21:120:TRP:CD1	2.41	0.55
33:51:86:GLU:OE2	33:51:165:ALA:HB2	2.07	0.55
35:61:110:ASP:OD1	35:61:110:ASP:N	2.30	0.55
39:68:112:MET:HA	39:68:115:VAL:HG22	1.89	0.55
41:88:2:LEU:H	41:88:2:LEU:HD12	1.71	0.55
51:I8:70:GLN:NE2	51:I8:72:ARG:HG2	2.22	0.55
1:1G:664:G:N2	1:1G:741:G:H1	1.96	0.55
2:12:51:LEU:HD23	2:12:201:ILE:HD12	1.87	0.55
3:22:18:TRP:H	3:22:18:TRP:HE3	1.55	0.55
8:72:119:LEU:HD12	8:72:124:ALA:HA	1.87	0.55
16:7A:9:PHE:HD2	16:7A:18:ARG:HG3	1.72	0.55
20:BA:74:LYS:HE2	20:BA:75:ASN:OD1	2.07	0.55
22:1L:54:G:H1	22:1L:62:C:H42	1.54	0.55
26:14:250:G:OP2	59:M5:13:ARG:NH2	2.40	0.55
26:14:796:C:H2'	26:14:797:C:C6	2.42	0.55
26:14:1857:G:O6	63:14:3876:HOH:O	2.18	0.55
31:39:101:LEU:O	31:39:106:ARG:NH1	2.39	0.55
31:39:160:ASN:HB3	31:39:163:VAL:HB	1.88	0.55
46:95:21:ARG:HH21	46:95:91:TYR:CB	2.20	0.55

Continued on next page...

Continued from previous page...

Atom-1	Atom-2	Interatomic distance (Å)	Clash overlap (Å)
59:M5:23:VAL:HA	59:M5:48:PHE:O	2.07	0.55
1:13:864:A:H2'	1:13:865:A:C8	2.42	0.55
1:13:1226:C:H4'	1:13:1227:A:OP1	2.06	0.55
21:1F:2:GLY:O	21:1F:4:GLY:N	2.40	0.55
26:1H:270(P):C:H2'	26:1H:270(Q):C:C6	2.41	0.55
26:1H:325:G:O2'	26:1H:326:G:H5'	2.07	0.55
26:1H:759:G:OP1	63:1H:3948:HOH:O	2.18	0.55
31:31:179:GLU:OE1	31:31:179:GLU:N	2.35	0.55
32:41:66:GLN:HA	55:M8:6:HIS:CE1	2.42	0.55
33:51:10:PRO:O	33:51:11:VAL:HG13	2.07	0.55
37:48:42:ASN:O	37:48:46:ALA:HB2	2.07	0.55
38:58:130:HIS:C	38:58:134:ARG:HH22	2.11	0.55
48:F8:49:VAL:HG11	48:F8:83:VAL:CG1	2.37	0.55
57:O8:15:GLU:HG2	57:O8:16:CYS:H	1.71	0.55
59:Q8:33:ASN:OD1	59:Q8:36:LYS:HD2	2.07	0.55
1:1G:825:G:H1	1:1G:875:C:H42	1.54	0.55
1:1G:1224:G:C2	1:1G:1322:C:H4'	2.42	0.55
3:22:141:VAL:HG11	3:22:202:ILE:HD13	1.88	0.55
7:62:116:ALA:HA	7:62:119:ARG:HE	1.72	0.55
9:82:114:TYR:H	9:82:114:TYR:HD1	1.54	0.55
26:14:270(I):G:H2'	26:14:270(J):G:C8	2.40	0.55
26:14:616:A:C5	31:39:180:GLY:HA3	2.41	0.55
26:14:852:G:H2'	26:14:853:G:H8	1.70	0.55
26:14:879:G:N1	26:14:898:C:N3	2.55	0.55
26:14:1040:C:H2'	26:14:1041:C:C6	2.41	0.55
26:14:1314:C:OP1	63:14:3875:HOH:O	2.18	0.55
26:14:1324:G:C8	63:14:3926:HOH:O	2.60	0.55
26:14:2557:G:H2'	26:14:2558:C:C6	2.42	0.55
26:14:2820:A:C5	42:55:4:LEU:HD11	2.42	0.55
27:1J:16:G:H2'	27:1J:17:C:H6	1.72	0.55
35:69:123:LEU:HA	35:69:142:VAL:HG23	1.88	0.55
45:85:112:ARG:NE	46:95:47:VAL:HG21	2.22	0.55
51:E5:21:LEU:HD21	51:E5:41:ARG:NH1	2.22	0.55
2:1E:105:PHE:O	2:1E:109:SER:HB2	2.07	0.54
9:8E:28:VAL:HA	9:8E:63:ILE:O	2.07	0.54
12:3I:62:SER:HB2	12:3I:64:TYR:CD1	2.35	0.54
18:9I:54:ARG:HG3	18:9I:55:ARG:HG2	1.88	0.54
24:3K:15:G:H22	24:3K:60:A:C5'	2.20	0.54
24:3K:53:G:H2'	24:3K:54:G:C8	2.41	0.54
26:1H:65:C:H2'	26:1H:66:C:C6	2.40	0.54
26:1H:602:G:HO2'	26:1H:604:G:HO2'	1.55	0.54

Continued on next page...

Continued from previous page...

Atom-1	Atom-2	Interatomic distance (Å)	Clash overlap (Å)
26:1H:1328:G:H2'	26:1H:1330:C:C5	2.42	0.54
28:71:64:LEU:HD13	28:71:175:VAL:HA	1.89	0.54
31:31:7:TYR:O	31:31:21:ALA:HA	2.07	0.54
36:38:17:LEU:HA	36:38:22:GLY:HA3	1.90	0.54
41:88:106:VAL:HG21	41:88:114:ALA:HB1	1.87	0.54
50:H8:19:ARG:HH11	50:H8:84:GLU:HB2	1.73	0.54
1:1G:542:G:OP1	4:32:10:ARG:NH2	2.37	0.54
1:1G:707:C:H2'	1:1G:708:C:H6	1.72	0.54
1:1G:864:A:OP2	63:1G:1844:HOH:O	2.18	0.54
1:1G:1321:C:H41	1:1G:1322:C:N4	2.04	0.54
1:1G:1331:G:OP1	1:1G:1331:G:H4'	2.06	0.54
7:62:26:PHE:CD2	7:62:30:ILE:HD11	2.42	0.54
26:14:273(C):C:N4	26:14:363(C):G:H1	2.04	0.54
26:14:2298:A:H1'	26:14:2321:G:N2	2.22	0.54
29:19:146:GLU:HB2	29:19:189:CYS:HB3	1.89	0.54
43:65:26:LEU:O	43:65:88:ASP:HB2	2.07	0.54
43:65:86:ALA:O	43:65:87:PHE:HB2	2.07	0.54
48:B5:35:THR:HG23	48:B5:38:GLU:OE2	2.06	0.54
3:2E:11:ARG:O	3:2E:13:GLY:N	2.39	0.54
5:4E:51:VAL:O	5:4E:55:VAL:HG23	2.07	0.54
9:8E:9:ARG:HB3	9:8E:14:VAL:HG13	1.89	0.54
20:BI:49:ALA:HB2	20:BI:92:LEU:HD22	1.89	0.54
26:1H:1437:C:H2'	26:1H:1438:U:H6	1.72	0.54
26:1H:2188:C:N4	26:1H:2189:U:O2	2.40	0.54
26:1H:2688:U:H5	26:1H:2720:U:OP2	1.91	0.54
40:78:82:GLY:HA2	40:78:113:LYS:O	2.08	0.54
41:88:78:PRO:O	41:88:79:LEU:HB3	2.06	0.54
1:1G:625:G:H4'	16:7A:16:HIS:CD2	2.42	0.54
2:12:10:LEU:HD13	2:12:13:ALA:HB2	1.89	0.54
7:62:45:ASP:OD2	7:62:115:ARG:NH2	2.40	0.54
26:14:392:C:H5''	26:14:409:C:H5''	1.89	0.54
32:49:63:ILE:HG22	32:49:143:GLU:HB2	1.89	0.54
42:55:8:ARG:NH1	42:55:39:PRO:HB3	2.21	0.54
50:D5:16:SER:O	50:D5:20:ARG:HG3	2.07	0.54
50:D5:97:GLU:HB3	50:D5:125:LEU:HD11	1.89	0.54
1:13:343:U:N3	1:13:347:G:C6	2.75	0.54
1:13:814:A:N7	1:13:816:A:C4	2.76	0.54
1:13:1007:C:N3	1:13:1022:G:N1	2.52	0.54
1:13:1305:G:H8	1:13:1305:G:OP2	1.89	0.54
4:3E:88:VAL:O	4:3E:90:GLY:N	2.40	0.54
5:4E:71:LEU:HD22	5:4E:114:GLY:HA3	1.89	0.54

Continued on next page...

Continued from previous page...

Atom-1	Atom-2	Interatomic distance (Å)	Clash overlap (Å)
11:2I:73:MET:SD	11:2I:103:LEU:HB3	2.47	0.54
22:1K:14:A:N7	22:1K:23:G:N1	2.56	0.54
22:1K:31:G:H1	22:1K:41:C:H42	1.56	0.54
30:21:87:GLU:OE1	30:21:87:GLU:N	2.33	0.54
36:38:23:SER:HB3	36:38:68:LEU:HB2	1.88	0.54
37:48:83:GLY:HA2	37:48:99:ILE:HG12	1.89	0.54
43:A8:10:ARG:O	43:A8:14:VAL:HG13	2.07	0.54
1:1G:757:U:H2'	1:1G:758:G:O4'	2.07	0.54
8:72:25:ASP:HB3	8:72:58:TYR:HD2	1.72	0.54
26:14:30:G:H2'	26:14:31:C:C6	2.42	0.54
26:14:154:G:O6	26:14:172:C:N4	2.41	0.54
26:14:606:U:H4'	26:14:658:C:H4'	1.89	0.54
26:14:1094:U:H4'	26:14:1097:U:H5	1.72	0.54
26:14:1104:C:H2'	26:14:1105:U:C6	2.42	0.54
26:14:1181:C:H2'	26:14:1182:A:C8	2.42	0.54
28:79:29:VAL:HG13	28:79:185:LEU:HD13	1.88	0.54
38:15:111:PRO:HA	38:15:114:ARG:NH1	2.22	0.54
1:13:4:U:O4	8:7E:105:ARG:HG3	2.08	0.54
1:13:1194:U:H2'	1:13:1195:C:C6	2.43	0.54
1:13:1374:A:O2'	7:6E:28:ASN:HB3	2.07	0.54
2:1E:17:PHE:HB3	2:1E:44:LEU:HG	1.88	0.54
3:2E:18:TRP:HE3	3:2E:18:TRP:H	1.48	0.54
10:1I:34:VAL:HG13	10:1I:74:ILE:HG23	1.87	0.54
13:4I:82:MET:C	13:4I:84:ILE:H	2.11	0.54
26:1H:192:C:P	63:1H:4025:HOH:O	2.64	0.54
26:1H:638:G:H2'	26:1H:639:U:C6	2.42	0.54
26:1H:1568:G:OP1	29:11:63:ARG:NH1	2.38	0.54
29:11:30:GLU:HG3	29:11:63:ARG:CZ	2.37	0.54
30:21:9:VAL:HB	30:21:25:VAL:HG13	1.89	0.54
30:21:120:TRP:CD2	30:21:155:LYS:HG2	2.42	0.54
31:31:136:THR:HG22	31:31:166:ALA:O	2.08	0.54
33:51:83:TYR:HB3	33:51:135:GLY:H	1.72	0.54
1:1G:750:G:N2	15:6A:23:GLY:O	2.35	0.54
1:1G:1141:C:H2'	1:1G:1142:G:C8	2.41	0.54
2:12:22:LYS:HE3	2:12:24:TRP:NE1	2.22	0.54
3:22:125:GLU:HG3	3:22:190:ARG:O	2.08	0.54
5:42:6:PHE:HB2	5:42:34:VAL:HG22	1.90	0.54
26:14:1075:C:H2'	26:14:1076:C:C6	2.43	0.54
26:14:2689:U:H5''	26:14:2713:A:H2	1.73	0.54
49:C5:48:ALA:HB3	49:C5:59:GLY:CA	2.35	0.54
49:C5:90:LEU:O	49:C5:92:ASN:N	2.36	0.54

Continued on next page...

Continued from previous page...

Atom-1	Atom-2	Interatomic distance (Å)	Clash overlap (Å)
50:D5:53:ILE:HG22	50:D5:71:VAL:O	2.07	0.54
1:13:1356:G:H2'	1:13:1357:A:C8	2.42	0.54
3:2E:180:ALA:HB1	3:2E:182:ILE:HG13	1.90	0.54
12:3I:93:LEU:O	12:3I:96:VAL:HG12	2.08	0.54
15:6I:65:ARG:O	15:6I:68:ARG:HB3	2.07	0.54
16:7I:74:LEU:HD22	16:7I:79:VAL:HG21	1.88	0.54
18:9I:59:SER:H	18:9I:62:GLU:HB2	1.71	0.54
26:1H:942:G:OP2	40:78:39:LYS:HE2	2.06	0.54
26:1H:1342:A:OP2	63:1H:3953:HOH:O	2.19	0.54
26:1H:2321:G:H5''	26:1H:2322:A:OP2	2.08	0.54
36:38:39:ALA:HB3	36:38:96:PHE:CZ	2.42	0.54
36:38:141:VAL:O	36:38:142:LEU:HG	2.07	0.54
38:58:96:GLU:O	38:58:98:VAL:N	2.40	0.54
1:1G:276:G:O3'	17:8A:68:ARG:NH1	2.40	0.54
1:1G:910:C:OP2	12:3A:21:LYS:NZ	2.19	0.54
1:1G:1442:G:O2'	1:1G:1443:G:OP1	2.17	0.54
2:12:19:HIS:HE1	2:12:207:ALA:HB2	1.73	0.54
3:22:47:LEU:HD11	3:22:50:ALA:HB3	1.89	0.54
4:32:11:LEU:O	4:32:15:GLU:HB2	2.08	0.54
20:BA:89:ARG:HH11	20:BA:104:LEU:HB3	1.73	0.54
26:14:380:U:H2'	26:14:381:G:C8	2.43	0.54
26:14:746:A:N7	63:14:4014:HOH:O	2.33	0.54
26:14:2264:C:N4	51:E5:15:ASP:OD2	2.30	0.54
26:14:2689:U:H5''	26:14:2713:A:C2	2.43	0.54
27:1J:13:A:H2'	27:1J:70:C:O2'	2.07	0.54
29:19:182:LEU:H	29:19:272:ALA:HB3	1.72	0.54
31:39:79:GLY:HA2	31:39:86:GLY:HA2	1.89	0.54
32:49:71:THR:N	32:49:89:GLY:O	2.37	0.54
32:49:97:ASP:O	32:49:101:ILE:HG23	2.08	0.54
32:49:103:LEU:HD22	32:49:178:PHE:HZ	1.72	0.54
35:69:38:LEU:HD12	35:69:38:LEU:H	1.73	0.54
44:75:30:VAL:HG21	44:75:76:PHE:CZ	2.43	0.54
1:13:437:U:H5'	4:3E:155:LEU:HD21	1.90	0.54
1:13:1228:C:H2'	1:13:1229:A:C8	2.37	0.54
1:13:1308:U:OP1	13:4I:98:VAL:HG22	2.07	0.54
3:2E:40:ARG:O	3:2E:44:GLU:HG2	2.07	0.54
8:7E:4:ASP:OD2	8:7E:85:ARG:NH1	2.41	0.54
11:2I:84:VAL:HG21	11:2I:91:ARG:HD3	1.90	0.54
13:4I:17:VAL:O	13:4I:20:THR:HG22	2.07	0.54
18:9I:25:THR:HB	18:9I:42:ARG:NH2	2.23	0.54
26:1H:1026:U:O2'	26:1H:1027:A:H5''	2.07	0.54

Continued on next page...

Continued from previous page...

Atom-1	Atom-2	Interatomic distance (Å)	Clash overlap (Å)
26:1H:1252:G:N7	45:C8:36:ARG:NH1	2.54	0.54
26:1H:1359:A:C2	26:1H:1372:U:O4	2.60	0.54
26:1H:2306:C:H3'	26:1H:2307:G:H5'	1.90	0.54
26:1H:2531:A:H5'	33:51:157:TYR:CZ	2.42	0.54
30:21:201:THR:HG22	30:21:202:LYS:N	2.22	0.54
36:38:20:ALA:HB1	36:38:86:PRO:HA	1.90	0.54
37:48:84:LEU:HB2	37:48:97:GLY:HA3	1.90	0.54
54:L8:40:THR:HG23	54:L8:43:ILE:HG13	1.90	0.54
57:O8:11:LEU:HG	57:O8:51:GLU:HG3	1.89	0.54
1:1G:629:G:H2'	1:1G:630:G:H5'	1.89	0.54
12:3A:41:ARG:HD2	12:3A:42:THR:H	1.72	0.54
15:6A:81:LEU:O	15:6A:85:LEU:HB2	2.06	0.54
26:14:118:A:N3	26:14:178:G:H1'	2.23	0.54
26:14:244:A:C2	26:14:255:A:C4	2.96	0.54
26:14:1058:U:H2'	26:14:1059:G:C8	2.42	0.54
26:14:1217:C:OP1	45:85:15:LYS:NZ	2.30	0.54
26:14:2378:A:H4'	43:65:23:ARG:NH1	2.23	0.54
26:14:2859:G:O2'	26:14:2860:A:H5'	2.07	0.54
26:14:2869:G:H2'	26:14:2870:C:O4'	2.08	0.54
32:49:27:ASN:HB3	32:49:30:GLU:HG3	1.89	0.54
32:49:173:LEU:HD13	32:49:178:PHE:CD2	2.43	0.54
40:35:63:PRO:O	59:M5:13:ARG:HG2	2.07	0.54
43:65:18:ILE:C	43:65:20:ARG:HD3	2.28	0.54
49:C5:18:GLY:O	49:C5:20:TYR:N	2.38	0.54
1:13:247:G:C2	1:13:248:C:C5	2.95	0.54
1:13:601:C:O2	1:13:637:G:N2	2.35	0.54
1:13:1198:G:N7	63:13:1929:HOH:O	2.33	0.54
1:13:1454:G:H2'	1:13:1455:G:C8	2.43	0.54
3:2E:15:THR:HG23	3:2E:181:ASN:HA	1.89	0.54
3:2E:175:LEU:HD21	3:2E:201:TYR:CE1	2.42	0.54
13:4I:10:PRO:HB2	13:4I:18:ALA:HB1	1.90	0.54
26:1H:1292:U:H2'	26:1H:1293:C:C6	2.42	0.54
26:1H:2472:G:N2	26:1H:2476:A:H62	2.06	0.54
29:11:85:ASP:HB2	29:11:92:ILE:HG12	1.89	0.54
38:58:33:LEU:HD23	38:58:38:HIS:CD2	2.43	0.54
43:A8:84:GLN:OE1	43:A8:110:LEU:HD11	2.08	0.54
55:M8:37:SER:C	55:M8:39:CYS:H	2.10	0.54
1:1G:437:U:OP1	4:32:155:LEU:HD11	2.08	0.54
1:1G:860:A:C2	1:1G:861:G:H1'	2.42	0.54
10:1A:83:GLU:O	10:1A:86:MET:HB2	2.08	0.54
22:1L:33:RSP:H6	22:1L:33:RSP:H5'	1.89	0.54

Continued on next page...

Continued from previous page...

Atom-1	Atom-2	Interatomic distance (Å)	Clash overlap (Å)
23:2L:76:C:H2'	23:2L:77:A:C8	2.43	0.54
24:3L:37:G:N2	25:4L:14:A:H62	2.04	0.54
24:3L:48:U:O2'	24:3L:49:C:O4'	2.21	0.54
26:14:1178:C:H2'	26:14:1179:C:C6	2.43	0.54
26:14:1516:U:H2'	26:14:1517:G:C8	2.42	0.54
27:1J:83:G:H5'	54:H5:52:HIS:CE1	2.42	0.54
1:13:346:G:H3'	1:13:346:G:N3	2.23	0.54
1:13:609:A:H2'	1:13:610:G:H5'	1.90	0.54
1:13:1006:C:O2	1:13:1023:G:N1	2.38	0.54
4:3E:98:GLU:HG3	4:3E:103:ASN:HD21	1.73	0.54
9:8E:33:PHE:HE2	9:8E:47:LEU:HD11	1.71	0.54
12:3I:6:THR:HG23	12:3I:9:GLN:OE1	2.08	0.54
17:8I:13:ASP:OD1	17:8I:14:LYS:NZ	2.27	0.54
18:9I:34:TYR:HB3	18:9I:69:THR:HG23	1.89	0.54
20:BI:26:ASN:O	20:BI:30:LYS:HB2	2.08	0.54
26:1H:127:A:H5''	26:1H:128:C:C6	2.43	0.54
26:1H:631:A:H5''	26:1H:632:A:OP2	2.08	0.54
26:1H:919:G:H5'	27:16:81:G:H1'	1.90	0.54
26:1H:1590:U:H2'	26:1H:1591:G:C8	2.43	0.54
26:1H:2017:U:P	63:1H:3957:HOH:O	2.65	0.54
27:16:73:A:C4	27:16:104:A:C2	2.96	0.54
41:88:66:ILE:HA	41:88:104:PHE:HA	1.89	0.54
50:H8:9:TYR:CZ	50:H8:61:LEU:HD11	2.42	0.54
1:1G:8:A:C6	4:32:209:ARG:HB2	2.43	0.54
1:1G:235:C:H5'	17:8A:70:ARG:HG2	1.87	0.54
1:1G:707:C:H2'	1:1G:708:C:C6	2.43	0.54
1:1G:1297:C:H4'	1:1G:1298:C:H5'	1.89	0.54
4:32:7:PRO:HB2	4:32:10:ARG:HD2	1.89	0.54
5:42:70:PRO:HB3	5:42:144:THR:HG22	1.90	0.54
10:1A:32:ALA:HB1	10:1A:75:ILE:HG13	1.90	0.54
11:2A:84:VAL:HG23	11:2A:110:ASP:HA	1.90	0.54
13:4A:52:GLU:HA	13:4A:55:ARG:HB2	1.89	0.54
26:14:330:A:H2	26:14:1210:A:O2'	1.90	0.54
26:14:562:U:HO2'	26:14:572:A:H8	1.54	0.54
26:14:2115:G:N2	26:14:2172:U:H3	2.04	0.54
26:14:2749:A:H5''	33:59:6:ARG:NH1	2.23	0.54
30:29:24:THR:HG23	30:29:184:VAL:HG23	1.90	0.54
31:39:185:ASP:OD1	31:39:188:ARG:NH2	2.34	0.54
33:59:85:LYS:O	33:59:132:ARG:HB2	2.08	0.54
1:13:464:G:N2	1:13:474:G:O6	2.41	0.54
1:13:1139:G:H4'	1:13:1140:C:H5'	1.90	0.54

Continued on next page...

Continued from previous page...

Atom-1	Atom-2	Interatomic distance (Å)	Clash overlap (Å)
1:13:1183:A:O2'	1:13:1184:G:OP1	2.24	0.54
20:BI:33:ILE:O	20:BI:37:SER:OG	2.26	0.54
23:2K:20:G:C2	23:2K:58:A:N3	2.76	0.54
26:1H:389:G:H22	40:78:72:PRO:HD3	1.72	0.54
26:1H:400:G:N7	63:1H:4092:HOH:O	2.34	0.54
26:1H:1085:A:O2'	26:1H:1086:A:O5'	2.21	0.54
26:1H:1538:G:H2'	26:1H:1539:G:H8	1.72	0.54
50:H8:28:MET:O	50:H8:34:ASN:HA	2.08	0.54
1:1G:115:G:H1'	1:1G:116:A:N7	2.23	0.54
1:1G:1178:G:P	9:82:93:ARG:HH21	2.31	0.54
24:3L:49:C:H2'	24:3L:60:A:O2'	2.07	0.54
26:14:244:A:H4'	40:35:74:GLU:HG3	1.90	0.54
33:59:144:VAL:O	33:59:148:ILE:HG12	2.08	0.54
47:A5:110:LYS:HG3	47:A5:111:HIS:CE1	2.43	0.54
1:13:322:C:O2'	20:BI:23:ARG:HD2	2.08	0.54
2:1E:59:GLU:HB2	2:1E:221:LEU:HD13	1.88	0.54
5:4E:11:ILE:HD11	5:4E:31:LEU:HD13	1.90	0.54
22:1K:18:G:H4'	22:1K:61:U:C2	2.43	0.54
24:3K:11:C:H2'	24:3K:12:U:H6	1.72	0.54
26:1H:301:G:C4	26:1H:302:C:C5	2.96	0.54
26:1H:1799:G:O2'	26:1H:1800:C:OP2	2.21	0.54
26:1H:2476:A:H3'	26:1H:2476:A:N3	2.22	0.54
29:11:31:LYS:HD3	29:11:94:LEU:HD11	1.90	0.54
30:21:111:ARG:HG3	30:21:160:TYR:CD2	2.42	0.54
42:98:38:VAL:HB	42:98:39:PRO:HD3	1.89	0.54
42:98:50:HIS:CE1	42:98:54:LEU:HD21	2.43	0.54
56:N8:16:ARG:HD2	56:N8:17:ASP:OD1	2.08	0.54
1:1G:827:U:H5''	1:1G:828:A:OP2	2.08	0.54
1:1G:1321:C:H4'	13:4A:87:TYR:CZ	2.43	0.54
2:12:10:LEU:HA	2:12:13:ALA:HB2	1.89	0.54
2:12:35:GLU:HG3	2:12:38:GLY:O	2.08	0.54
26:14:787:U:P	63:14:3996:HOH:O	2.65	0.54
26:14:2313:C:H4'	32:49:91:ARG:HG3	1.89	0.54
26:14:2751:G:H1	33:59:2:SER:HB3	1.73	0.54
26:14:2889:C:H2'	26:14:2891:G:O4'	2.07	0.54
30:29:26:ILE:HB	30:29:182:LEU:HB3	1.90	0.54
30:29:143:ASN:HD22	30:29:147:PRO:HD2	1.73	0.54
31:39:40:GLN:HE22	31:39:182:ASN:HB2	1.73	0.54
40:35:19:VAL:HG13	40:35:21:ARG:H	1.72	0.54
42:55:53:HIS:ND1	42:55:94:TYR:OH	2.36	0.54
45:85:92:ARG:CZ	46:95:11:GLN:H	2.21	0.54

Continued on next page...

Continued from previous page...

Atom-1	Atom-2	Interatomic distance (Å)	Clash overlap (Å)
1:13:1277:C:O2'	1:13:1279:A:H1'	2.08	0.53
16:7I:19:ILE:HB	16:7I:36:ILE:O	2.08	0.53
20:BI:94:ALA:O	20:BI:96:GLY:N	2.41	0.53
26:1H:1194:A:H8	26:1H:1194:A:OP2	1.90	0.53
26:1H:1386:C:H2'	26:1H:1387:C:C6	2.44	0.53
26:1H:1416:G:H1	26:1H:1582:C:H42	1.56	0.53
26:1H:1568:G:P	29:11:63:ARG:HH12	2.30	0.53
26:1H:2133:G:H2'	26:1H:2157:G:N2	2.23	0.53
30:21:9:VAL:HG13	44:B8:3:ARG:HG2	1.90	0.53
30:21:144:ARG:HH11	30:21:144:ARG:HG3	1.73	0.53
32:41:19:LEU:HD11	32:41:172:LEU:HA	1.89	0.53
37:48:101:TRP:O	37:48:105:LEU:HB3	2.08	0.53
38:58:131:GLN:N	38:58:134:ARG:HH12	2.06	0.53
44:B8:41:ARG:NH1	44:B8:43:GLN:HG3	2.23	0.53
53:K8:15:LYS:N	53:K8:67:LYS:HE2	2.22	0.53
1:1G:526:C:OP2	12:3A:91:LYS:HE2	2.09	0.53
1:1G:992:U:H3	1:1G:1044:A:N6	2.00	0.53
1:1G:1298:C:N4	7:62:114:ARG:HB3	2.23	0.53
7:62:101:LEU:O	7:62:105:VAL:HG23	2.07	0.53
11:2A:18:ARG:HD2	11:2A:83:ILE:HD11	1.89	0.53
20:BA:49:ALA:O	20:BA:100:ILE:HG21	2.08	0.53
26:14:2306:C:H3'	26:14:2307:G:H5''	1.90	0.53
26:14:2853:C:O2'	26:14:2854:G:H5'	2.08	0.53
26:14:2875:C:H4'	44:75:5:ALA:HB2	1.90	0.53
28:79:66:HIS:HB2	28:79:188:ASN:HD21	1.74	0.53
31:39:152:GLU:OE2	31:39:191:ARG:NH1	2.41	0.53
35:69:103:ARG:H	35:69:103:ARG:HD2	1.72	0.53
44:75:34:VAL:HG21	44:75:43:GLN:HB3	1.91	0.53
52:F5:41:ARG:HD3	52:F5:43:TYR:HE1	1.73	0.53
1:13:536:C:H2'	1:13:537:G:C8	2.43	0.53
1:13:653:A:O4'	8:7E:56:LYS:HD3	2.09	0.53
1:13:749:C:H2'	1:13:750:G:H8	1.72	0.53
1:13:1511:G:H2'	1:13:1512:U:O4'	2.08	0.53
3:2E:7:PRO:O	3:2E:11:ARG:HG2	2.08	0.53
3:2E:131:ARG:NH1	5:4E:50:GLU:HG3	2.23	0.53
12:3I:71:PRO:O	12:3I:102:ARG:HD3	2.07	0.53
18:9I:66:LEU:O	18:9I:70:ILE:HG13	2.08	0.53
26:1H:86:C:H4'	26:1H:104:U:H1'	1.90	0.53
26:1H:323:G:C8	31:31:171:PRO:HG3	2.43	0.53
26:1H:1210:A:H4'	26:1H:1211:U:H5''	1.90	0.53
26:1H:1405:U:H2'	26:1H:1406:U:H6	1.70	0.53

Continued on next page...

Continued from previous page...

Atom-1	Atom-2	Interatomic distance (Å)	Clash overlap (Å)
26:1H:2315:G:OP1	32:41:36:LYS:NZ	2.40	0.53
35:61:75:LEU:HD21	35:61:105:HIS:HB3	1.90	0.53
41:88:39:PRO:HA	41:88:97:VAL:O	2.09	0.53
43:A8:88:ASP:OD1	43:A8:90:GLY:N	2.40	0.53
1:1G:1141:C:H2'	1:1G:1142:G:H8	1.72	0.53
4:32:39:PRO:O	4:32:44:GLY:HA3	2.08	0.53
8:72:29:SER:HB3	8:72:32:LYS:HG3	1.90	0.53
26:14:1260:G:H2'	26:14:1261:C:C6	2.43	0.53
26:14:2257:U:H2'	26:14:2258:C:C6	2.44	0.53
26:14:2399:G:H2'	26:14:2400:G:O4'	2.08	0.53
26:14:2534:A:O5'	26:14:2534:A:H8	1.91	0.53
26:14:2839:G:H21	42:55:92:GLY:HA2	1.72	0.53
31:39:67:GLN:HG3	31:39:67:GLN:O	2.07	0.53
44:75:30:VAL:HG22	44:75:45:PHE:HB3	1.90	0.53
52:F5:35:THR:OG1	52:F5:35:THR:O	2.25	0.53
1:13:199:G:H2'	1:13:200:G:C8	2.43	0.53
1:13:422:C:O2'	1:13:423:G:OP2	2.26	0.53
26:1H:1069:A:H4'	26:1H:1070:A:H5''	1.90	0.53
26:1H:1605:C:O3'	63:1H:3956:HOH:O	2.19	0.53
26:1H:1658:C:H2'	26:1H:1659:U:C6	2.43	0.53
26:1H:2171:A:O2'	26:1H:2172:U:O4'	2.19	0.53
33:51:56:SER:OG	33:51:57:ASP:N	2.40	0.53
1:1G:828:A:H2'	1:1G:829:G:O4'	2.08	0.53
1:1G:872:A:O2'	1:1G:873:A:H5''	2.08	0.53
1:1G:1062:U:H2'	1:1G:1063:C:C6	2.42	0.53
1:1G:1245:A:OP1	21:1B:9:ARG:NH2	2.41	0.53
1:1G:1478:C:H2'	1:1G:1479:C:C6	2.44	0.53
1:1G:1508:G:H2'	1:1G:1509:C:O4'	2.07	0.53
2:12:15:VAL:HB	2:12:16:HIS:CE1	2.42	0.53
3:22:98:ASN:HD22	3:22:98:ASN:N	2.06	0.53
4:32:61:LYS:HE2	4:32:206:PHE:CE2	2.42	0.53
24:3L:7:G:O2'	24:3L:50:G:OP2	2.26	0.53
26:14:184:C:H2'	26:14:185:U:H6	1.73	0.53
26:14:751:A:P	63:14:3809:HOH:O	2.66	0.53
26:14:1285:G:N2	26:14:1329:U:OP1	2.39	0.53
26:14:2228:G:OP2	29:19:263:ARG:NH2	2.41	0.53
26:14:2360:A:H2'	26:14:2361:A:O4'	2.08	0.53
26:14:2875:C:O2'	44:75:3:ARG:HG3	2.08	0.53
27:1J:3:C:H2'	27:1J:4:C:C6	2.43	0.53
30:29:55:ASN:O	30:29:57:LYS:N	2.40	0.53
32:49:27:ASN:OD1	32:49:28:VAL:N	2.41	0.53

Continued on next page...

Continued from previous page...

Atom-1	Atom-2	Interatomic distance (Å)	Clash overlap (Å)
38:15:133:GLN:O	38:15:134:ARG:HG3	2.08	0.53
39:25:13:ASN:ND2	39:25:97:ARG:H	2.02	0.53
43:65:36:TYR:CD1	43:65:36:TYR:N	2.76	0.53
46:95:51:VAL:HG12	46:95:52:VAL:H	1.73	0.53
1:13:524:G:H8	1:13:524:G:O5'	1.92	0.53
6:5E:23:LYS:HB2	6:5E:23:LYS:NZ	2.24	0.53
26:1H:184:C:H2'	26:1H:185:U:C6	2.42	0.53
26:1H:249:C:O5'	63:1H:3920:HOH:O	2.18	0.53
26:1H:1048:A:H5'	26:1H:1049:C:OP2	2.08	0.53
26:1H:2789:C:H2'	26:1H:2790:A:H5''	1.91	0.53
27:16:31:C:O2'	27:16:53:A:N1	2.38	0.53
38:58:32:THR:HG23	38:58:37:LYS:HB2	1.90	0.53
1:1G:416:G:H1	1:1G:427:U:H3	1.56	0.53
1:1G:1072:G:H2'	1:1G:1073:U:O4'	2.08	0.53
2:12:28:PHE:O	2:12:32:ILE:HG22	2.09	0.53
19:AA:12:ASP:OD1	19:AA:13:ASP:N	2.42	0.53
24:3L:1:G:H1	24:3L:73:C:H42	1.56	0.53
26:14:192:C:P	63:14:3817:HOH:O	2.66	0.53
26:14:397:G:H1'	26:14:2231:C:O2'	2.08	0.53
26:14:433:C:C4	26:14:434:U:O4	2.62	0.53
26:14:439:G:N7	63:14:4020:HOH:O	2.33	0.53
26:14:548:A:C5	26:14:549:G:H1'	2.44	0.53
26:14:586:A:N1	26:14:809:G:O2'	2.32	0.53
26:14:1053:C:N3	26:14:1106:G:N1	2.50	0.53
26:14:2745:C:H1'	33:59:143:GLN:HG2	1.91	0.53
45:85:65:ILE:HD11	45:85:96:ALA:HB3	1.90	0.53
1:13:323:U:H5'	20:BI:23:ARG:HB2	1.91	0.53
1:13:486:U:H2'	1:13:487:A:H8	1.73	0.53
1:13:1025:U:H4'	1:13:1026:G:O5'	2.09	0.53
1:13:1322:C:H5''	13:4I:100:GLY:HA2	1.89	0.53
9:8E:33:PHE:CE2	9:8E:47:LEU:HD11	2.43	0.53
9:8E:99:LEU:HD12	9:8E:101:PHE:CE2	2.43	0.53
21:1F:9:ARG:O	21:1F:13:ILE:HG13	2.09	0.53
26:1H:270(N):G:H5'	26:1H:270(O):U:O4	2.09	0.53
26:1H:345:A:H5'	26:1H:345:A:H8	1.73	0.53
26:1H:997:G:OP1	45:C8:93:LYS:HD2	2.09	0.53
26:1H:1332:G:N2	26:1H:1610:A:C8	2.77	0.53
26:1H:1870:C:H2'	26:1H:1871:A:O4'	2.09	0.53
27:16:43:C:H5''	55:M8:1:MET:HG2	1.91	0.53
28:71:27:HIS:ND1	28:71:182:PRO:HB2	2.24	0.53
33:51:56:SER:HB3	33:51:61:HIS:ND1	2.24	0.53

Continued on next page...

Continued from previous page...

Atom-1	Atom-2	Interatomic distance (Å)	Clash overlap (Å)
33:51:67:LEU:HG	33:51:71:LEU:HD22	1.91	0.53
35:61:77:LEU:H	35:61:77:LEU:HD12	1.73	0.53
36:38:19:ARG:HH12	36:38:86:PRO:HD3	1.73	0.53
38:58:26:LEU:O	38:58:30:ILE:HG13	2.09	0.53
1:1G:748:C:H6	1:1G:748:C:O5'	1.92	0.53
1:1G:1126:U:H1'	1:1G:1127:G:OP2	2.09	0.53
3:22:11:ARG:O	3:22:14:ILE:N	2.31	0.53
4:32:15:GLU:OE1	4:32:59:ARG:NH2	2.33	0.53
20:BA:74:LYS:HD3	20:BA:74:LYS:N	2.22	0.53
23:2L:36:A:H2'	23:2L:37:U:C6	2.43	0.53
26:14:2472:G:H1	26:14:2477:C:P	2.32	0.53
29:19:70:TRP:CD1	29:19:70:TRP:C	2.82	0.53
41:45:4:PRO:HD3	41:45:70:PRO:O	2.08	0.53
41:45:43:THR:O	41:45:46:GLN:N	2.42	0.53
43:65:74:ALA:O	43:65:78:LEU:HB2	2.08	0.53
53:G5:38:GLN:O	53:G5:43:GLN:HA	2.08	0.53
1:13:1060:C:HO2'	10:1I:56:HIS:HD1	1.44	0.53
1:13:1073:U:OP2	5:4E:57:LYS:NZ	2.38	0.53
5:4E:105:VAL:HG21	5:4E:128:PRO:HB3	1.91	0.53
13:4I:82:MET:O	13:4I:84:ILE:N	2.41	0.53
20:BI:73:HIS:H	20:BI:76:ALA:HB3	1.74	0.53
20:BI:74:LYS:H	20:BI:74:LYS:CD	2.22	0.53
23:2K:17:C:H3'	23:2K:18:C:H6	1.73	0.53
26:1H:1517:G:H2'	26:1H:1518:C:H6	1.73	0.53
34:18:2:ALA:HB2	34:28:21:LYS:CG	2.34	0.53
34:28:17:VAL:HG22	34:28:18:LEU:H	1.73	0.53
44:B8:37:GLY:O	44:B8:38:ASN:ND2	2.41	0.53
52:J8:86:SER:N	52:J8:87:PRO:HD2	2.23	0.53
1:1G:516:U:O2'	1:1G:519:C:N3	2.38	0.53
1:1G:1140:C:H2'	1:1G:1141:C:H6	1.74	0.53
1:1G:1171:G:H2'	1:1G:1172:C:H6	1.74	0.53
2:12:187:LEU:HA	2:12:201:ILE:O	2.08	0.53
7:62:132:GLY:HA3	7:62:135:VAL:HG23	1.91	0.53
9:82:2:GLU:HG2	9:82:3:GLN:HG3	1.91	0.53
26:14:221:A:N6	26:14:265:A:H8	2.06	0.53
26:14:355:G:H3'	26:14:356:G:H5''	1.91	0.53
26:14:800:A:P	63:14:3760:HOH:O	2.62	0.53
26:14:877:U:O2'	26:14:878:A:OP1	2.24	0.53
26:14:984:A:H5'	63:14:3911:HOH:O	2.09	0.53
29:19:108:PRO:HG2	29:19:111:LEU:HB2	1.89	0.53
31:39:40:GLN:HG2	31:39:184:TYR:HB2	1.89	0.53

Continued on next page...

Continued from previous page...

Atom-1	Atom-2	Interatomic distance (Å)	Clash overlap (Å)
38:15:36:GLY:HA2	38:15:49:GLY:HA2	1.90	0.53
43:65:23:ARG:HD2	43:65:86:ALA:HB2	1.91	0.53
50:D5:53:ILE:HG22	50:D5:71:VAL:HG13	1.90	0.53
1:13:22:G:H2'	1:13:23:C:C6	2.44	0.53
1:13:857:C:OP2	63:13:1957:HOH:O	2.17	0.53
1:13:895:G:H2'	1:13:896:C:C6	2.44	0.53
2:1E:115:LEU:HD11	2:1E:146:GLN:HG3	1.91	0.53
5:4E:67:VAL:O	5:4E:69:VAL:HG23	2.09	0.53
5:4E:147:ASP:OD1	5:4E:147:ASP:N	2.41	0.53
9:8E:8:GLY:O	9:8E:15:ALA:N	2.38	0.53
10:1I:54:PHE:CE2	10:1I:55:LYS:HD2	2.43	0.53
19:AI:20:LEU:O	19:AI:24:ALA:HB3	2.09	0.53
20:BI:29:LYS:O	20:BI:33:ILE:HG12	2.09	0.53
26:1H:1728:G:H3'	26:1H:1729:A:H5''	1.89	0.53
29:11:38:LYS:H	29:11:38:LYS:NZ	2.06	0.53
38:58:96:GLU:CD	38:58:96:GLU:H	2.11	0.53
40:78:5:ASP:HB3	40:78:7:ARG:HH22	1.73	0.53
1:1G:376:G:H5''	16:7A:5:ARG:HB2	1.90	0.53
1:1G:1259:C:N4	1:1G:1260:C:O2	2.41	0.53
8:72:29:SER:H	8:72:32:LYS:HB2	1.72	0.53
20:BA:33:ILE:O	20:BA:37:SER:OG	2.26	0.53
24:3L:54:G:H1	24:3L:62:C:H42	1.55	0.53
26:14:443:A:H1'	26:14:1201:C:O4'	2.08	0.53
26:14:631:A:O2'	40:35:67:MET:HB3	2.08	0.53
26:14:1084:A:H2'	26:14:1085:A:H8	1.72	0.53
26:14:1678:G:N2	26:14:1989:G:N2	2.56	0.53
26:14:2680:C:H1'	30:29:187:ALA:HB1	1.91	0.53
29:19:68:LYS:HB3	29:19:70:TRP:CH2	2.43	0.53
31:39:63:LYS:HE3	31:39:67:GLN:HB3	1.91	0.53
33:59:4:ILE:HB	33:59:6:ARG:NH1	2.24	0.53
33:59:46:GLU:OE1	33:59:51:ARG:NH1	2.41	0.53
39:25:22:ILE:HB	39:25:41:ALA:HA	1.91	0.53
39:25:78:ARG:HH21	44:75:103:ARG:NH2	2.07	0.53
50:D5:8:TYR:CD1	50:D5:62:PRO:HG3	2.29	0.53
1:13:458:C:H2'	1:13:464:G:C8	2.43	0.53
1:13:1427:U:H2'	1:13:1428:A:C8	2.43	0.53
4:3E:76:ARG:HH12	4:3E:209:ARG:NH1	2.07	0.53
10:1I:5:ARG:NH2	10:1I:99:LYS:HD2	2.24	0.53
17:8I:58:GLU:HB2	17:8I:74:LEU:HB3	1.91	0.53
18:9I:22:VAL:HG13	18:9I:42:ARG:NH1	2.20	0.53
26:1H:796:C:H2'	26:1H:797:C:C6	2.44	0.53

Continued on next page...

Continued from previous page...

Atom-1	Atom-2	Interatomic distance (Å)	Clash overlap (Å)
26:1H:844:C:H3'	26:1H:845:G:H8	1.74	0.53
26:1H:1257:C:H4'	31:31:83:PHE:CD1	2.44	0.53
28:71:197:GLU:HG2	28:71:208:PHE:HZ	1.73	0.53
31:31:165:ARG:HA	31:31:168:ARG:HD3	1.90	0.53
58:P8:18:PHE:CE1	58:P8:22:MET:HG3	2.44	0.53
1:1G:1286:A:C8	1:1G:1287:A:H4'	2.44	0.53
2:12:162:ILE:O	2:12:185:ILE:HG12	2.09	0.53
18:9A:36:ASN:HB2	18:9A:38:GLU:OE2	2.09	0.53
20:BA:40:ALA:HB2	20:BA:55:ILE:HG22	1.89	0.53
26:14:57:C:H2'	26:14:58:G:O4'	2.09	0.53
26:14:380:U:H2'	26:14:381:G:H8	1.74	0.53
26:14:395:U:O2'	26:14:396:G:C8	2.58	0.53
26:14:1416:G:HO2'	26:14:1417:C:P	2.31	0.53
26:14:2252:G:H2'	26:14:2253:G:O4'	2.08	0.53
26:14:2851:A:H2'	26:14:2852:G:C8	2.44	0.53
27:1J:88:C:H5'	27:1J:89:G:C5	2.43	0.53
29:19:72:LYS:HG3	29:19:103:ARG:NH2	2.24	0.53
33:59:99:VAL:HG22	33:59:104:GLU:HB3	1.91	0.53
35:69:54:GLN:HA	35:69:57:ARG:HE	1.74	0.53
43:65:67:ARG:NH1	43:65:67:ARG:HB2	2.24	0.53
52:F5:79:GLY:O	52:F5:80:LEU:HD13	2.09	0.53
1:13:346:G:H1'	44:B8:41:ARG:HD3	1.91	0.53
8:7E:51:VAL:HG11	8:7E:60:ARG:HB2	1.91	0.53
22:1K:58:G:OP2	41:88:60:ARG:NH2	2.41	0.53
26:1H:946:G:P	63:1H:3917:HOH:O	2.67	0.53
26:1H:1264:G:H5'	56:N8:11:THR:CG2	2.38	0.53
26:1H:1919:A:H5''	26:1H:1920:C:OP2	2.09	0.53
26:1H:2114:A:H2'	26:1H:2114:A:N3	2.24	0.53
26:1H:2306:C:H3'	26:1H:2307:G:C5'	2.38	0.53
26:1H:2689:U:H5''	26:1H:2713:A:C2	2.44	0.53
27:16:37:C:C2'	27:16:38:C:H5'	2.39	0.53
30:21:111:ARG:HA	42:98:1:MET:HE3	1.91	0.53
35:61:1:MET:O	35:61:20:ASP:HA	2.09	0.53
48:F8:36:LYS:HA	48:F8:39:ILE:HD12	1.91	0.53
1:1G:1432:G:OP1	44:75:107:ASP:HB2	2.09	0.53
3:22:199:LYS:HB3	3:22:201:TYR:HE1	1.74	0.53
26:14:848:G:H2'	26:14:849:A:H8	1.71	0.53
27:1J:2:C:H2'	27:1J:3:C:C5	2.43	0.53
29:19:253:GLN:HG2	29:19:255:LYS:HZ1	1.72	0.53
31:39:178:PRO:HG2	31:39:179:GLU:OE1	2.09	0.53
32:49:56:ALA:HB2	32:49:153:ARG:CZ	2.39	0.53

Continued on next page...

Continued from previous page...

Atom-1	Atom-2	Interatomic distance (Å)	Clash overlap (Å)
40:35:124:LYS:HE2	40:35:145:PRO:HD3	1.90	0.53
53:G5:32:LEU:HA	53:G5:53:LEU:HD13	1.91	0.53
1:13:223:U:H2'	1:13:224:C:C6	2.44	0.53
1:13:684:A:O2'	11:2I:38:ASN:HB3	2.08	0.53
1:13:984:C:H2'	1:13:985:C:H6	1.74	0.53
26:1H:698:C:O2'	26:1H:734:A:N6	2.42	0.53
26:1H:1728:G:H2'	26:1H:1731:G:O6	2.08	0.53
26:1H:2058:A:H5'	26:1H:2059:A:OP2	2.09	0.53
26:1H:2183:C:H2'	26:1H:2184:G:H8	1.74	0.53
36:38:16:ASN:HA	36:38:19:ARG:O	2.09	0.53
36:38:51:LEU:HD12	36:38:52:PHE:H	1.73	0.53
37:48:9:LYS:HD2	37:48:10:LEU:HD22	1.91	0.53
37:48:52:ILE:CD1	37:48:76:TYR:HB2	2.38	0.53
43:A8:85:VAL:HG23	43:A8:112:PHE:CZ	2.44	0.53
49:G8:96:ILE:HD12	49:G8:97:ARG:H	1.74	0.53
1:1G:1181:G:N7	1:1G:1182:G:N2	2.44	0.53
1:1G:1422:G:H2'	1:1G:1423:G:H8	1.74	0.53
9:82:87:GLN:OE1	9:82:88:TYR:N	2.41	0.53
23:2L:48:U:O2'	23:2L:49:C:OP2	2.27	0.53
26:14:1047:G:O2'	26:14:1110:G:N2	2.40	0.53
26:14:1084:A:H2'	26:14:1085:A:C8	2.44	0.53
26:14:2379:G:O2'	43:65:17:ARG:NH1	2.42	0.53
29:19:131:LEU:HD13	29:19:136:ILE:HG12	1.91	0.53
31:39:156:LEU:HA	31:39:193:VAL:HG12	1.90	0.53
43:65:52:SER:HB2	43:65:54:LEU:H	1.74	0.53
1:13:192:U:H4'	20:BI:103:GLY:HA2	1.89	0.52
1:13:1145:C:H4'	1:13:1146:A:H8	1.74	0.52
2:1E:61:LEU:HD23	2:1E:68:ILE:HD11	1.91	0.52
3:2E:11:ARG:HB3	3:2E:15:THR:HB	1.90	0.52
16:7I:19:ILE:HB	16:7I:36:ILE:HG13	1.90	0.52
26:1H:1359:A:N1	26:1H:1372:U:C4	2.77	0.52
26:1H:1366:A:C2'	26:1H:1367:A:H5'	2.39	0.52
26:1H:2017:U:OP1	63:1H:3957:HOH:O	2.19	0.52
26:1H:2182:G:H2'	26:1H:2183:C:O4'	2.10	0.52
26:1H:2232:U:P	52:J8:40:ARG:HH12	2.32	0.52
26:1H:2284:C:H41	57:O8:25:LYS:NZ	2.06	0.52
30:21:101:ARG:CZ	30:21:171:GLU:HB2	2.39	0.52
43:A8:18:ILE:O	43:A8:21:THR:HG22	2.09	0.52
44:B8:20:PRO:HD2	44:B8:86:ILE:HG23	1.91	0.52
45:C8:75:ASN:HB3	45:C8:77:SER:H	1.74	0.52
1:1G:192:U:H2'	1:1G:193:C:C6	2.44	0.52

Continued on next page...

Continued from previous page...

Atom-1	Atom-2	Interatomic distance (Å)	Clash overlap (Å)
1:1G:819:A:H5'	1:1G:820:U:H5	1.73	0.52
1:1G:1206:G:C6	1:1G:1207:G:C6	2.97	0.52
1:1G:1226:C:H2'	13:4A:103:THR:HB	1.91	0.52
1:1G:1320:C:H2'	1:1G:1321:C:C6	2.44	0.52
4:32:31:CYS:HA	61:32:303:SF4:S2	2.49	0.52
26:14:774:A:H2	26:14:787:U:O2'	1.91	0.52
26:14:1285:G:N1	26:14:1329:U:OP1	2.43	0.52
26:14:1702:G:O6	63:14:3873:HOH:O	2.18	0.52
26:14:2001:A:H2'	26:14:2002:G:C8	2.44	0.52
41:45:11:LYS:NZ	41:45:86:GLY:O	2.40	0.52
46:95:21:ARG:HH21	46:95:91:TYR:HB3	1.74	0.52
1:13:64:G:H4'	1:13:65:U:H5'	1.91	0.52
1:13:128:G:H5'	17:8I:2:PRO:O	2.09	0.52
1:13:178:C:H2'	1:13:179:A:O4'	2.08	0.52
1:13:1216:G:OP2	14:5I:1:MET:HG3	2.10	0.52
1:13:1347:G:N2	1:13:1373:G:H2'	2.25	0.52
4:3E:102:ASP:OD1	4:3E:103:ASN:N	2.43	0.52
14:5I:53:LEU:HB3	14:5I:56:VAL:HG21	1.90	0.52
26:1H:355:G:H2'	26:1H:356:G:H8	1.74	0.52
26:1H:589:C:H2'	26:1H:590:A:H8	1.73	0.52
26:1H:2756:U:H4'	26:1H:2757:A:OP1	2.08	0.52
28:71:184:LYS:HA	28:71:187:ASP:HB3	1.91	0.52
31:31:7:TYR:HD2	31:31:21:ALA:HB1	1.73	0.52
32:41:115:ARG:HB3	32:41:115:ARG:HH11	1.74	0.52
50:H8:77:ASP:OD1	50:H8:80:ARG:NH1	2.42	0.52
53:K8:50:ILE:HD12	53:K8:51:ARG:H	1.72	0.52
1:1G:1034:G:H2'	1:1G:1035:A:C8	2.44	0.52
1:1G:1422:G:H5''	39:25:48:PRO:HB3	1.90	0.52
4:32:168:ARG:NH1	4:32:169:LYS:H	1.97	0.52
8:72:113:SER:HB2	8:72:134:ILE:HD11	1.90	0.52
12:3A:55:VAL:HG23	12:3A:69:TYR:HA	1.91	0.52
26:14:382:G:OP2	63:14:3881:HOH:O	2.19	0.52
26:14:1111:A:O3'	26:14:1112:G:H4'	2.09	0.52
26:14:1893:C:C2'	26:14:1894:C:H5'	2.39	0.52
26:14:2354:G:O2'	51:E5:36:ILE:HD12	2.08	0.52
30:29:47:VAL:HG21	30:29:86:PRO:HD2	1.91	0.52
33:59:30:LYS:HD3	33:59:79:VAL:O	2.09	0.52
33:59:157:TYR:O	33:59:171:LEU:HB3	2.10	0.52
38:15:72:TYR:O	38:15:84:LYS:HA	2.09	0.52
1:13:652:U:HO2'	1:13:653:A:P	2.33	0.52
1:13:1006:C:H2'	1:13:1007:C:C6	2.44	0.52

Continued on next page...

Continued from previous page...

Atom-1	Atom-2	Interatomic distance (Å)	Clash overlap (Å)
3:2E:35:GLU:HG2	3:2E:39:ILE:HD11	1.91	0.52
5:4E:41:VAL:O	5:4E:66:MET:HA	2.09	0.52
10:1I:84:GLN:NE2	10:1I:88:LEU:HD23	2.24	0.52
26:1H:1453:A:O2'	26:1H:1454:U:H2'	2.10	0.52
26:1H:2615:U:C2	56:N8:7:PRO:HA	2.44	0.52
26:1H:2751:G:H8	26:1H:2751:G:O5'	1.93	0.52
38:58:40:PRO:O	45:C8:64:ARG:HG2	2.09	0.52
1:1G:108:G:OP1	1:1G:326:G:N2	2.42	0.52
1:1G:560:U:O2'	1:1G:561:U:OP2	2.25	0.52
1:1G:1292:U:H2'	1:1G:1293:G:C8	2.45	0.52
7:62:93:PRO:HB2	7:62:94:ARG:HE	1.73	0.52
9:82:14:VAL:O	9:82:65:VAL:HA	2.10	0.52
26:14:463:G:N2	26:14:466:A:OP2	2.37	0.52
26:14:527:C:H4'	26:14:528:A:O5'	2.10	0.52
26:14:660:G:H21	40:35:12:ALA:CA	2.19	0.52
26:14:1856:G:H2'	26:14:1857:G:H5'	1.90	0.52
26:14:1926:U:H2'	26:14:1928:A:OP2	2.08	0.52
26:14:2185:C:H2'	26:14:2186:G:C8	2.44	0.52
26:14:2776:A:OP1	26:14:2776:A:H3'	2.09	0.52
32:49:33:ARG:CZ	32:49:162:THR:HG21	2.40	0.52
40:35:110:TYR:HD1	40:35:111:ARG:HD2	1.74	0.52
52:F5:91:LYS:HG3	52:F5:92:LYS:N	2.24	0.52
1:13:271:C:H2'	1:13:272:C:H6	1.74	0.52
1:13:624:C:O3'	16:7I:10:GLY:HA2	2.10	0.52
1:13:963:G:H5'	63:13:2031:HOH:O	2.10	0.52
1:13:1250:A:H4'	9:8E:68:GLY:N	2.24	0.52
2:1E:204:ASN:OD1	2:1E:205:ASP:N	2.42	0.52
4:3E:74:GLN:O	4:3E:78:LEU:HD13	2.10	0.52
14:5I:29:ARG:HH12	14:5I:31:ARG:HB2	1.74	0.52
17:8I:31:LEU:HG	17:8I:32:TYR:CE1	2.44	0.52
26:1H:234:C:H2'	26:1H:235:U:H6	1.73	0.52
26:1H:654:A:H2'	26:1H:654(A):A:H8	1.75	0.52
26:1H:2111:C:N3	26:1H:2118:U:O2'	2.42	0.52
29:11:40:THR:OG1	29:11:41:GLY:N	2.40	0.52
39:68:107:ARG:HG3	39:68:112:MET:HE1	1.91	0.52
47:E8:14:PRO:HG2	47:E8:78:GLU:HG3	1.89	0.52
1:1G:929:G:H1	1:1G:1388:C:H42	1.57	0.52
1:1G:1016:A:HO2'	1:1G:1217:C:HO2'	1.55	0.52
1:1G:1386:G:C2	1:1G:1387:G:C8	2.96	0.52
1:1G:1414:U:H2'	1:1G:1415:G:C8	2.45	0.52
2:12:83:MET:SD	2:12:234:PRO:HB2	2.48	0.52

Continued on next page...

Continued from previous page...

Atom-1	Atom-2	Interatomic distance (Å)	Clash overlap (Å)
9:82:51:ARG:HG3	9:82:56:LEU:HB2	1.92	0.52
20:BA:67:ALA:O	20:BA:73:HIS:ND1	2.43	0.52
26:14:304:G:H2'	26:14:305:U:C6	2.44	0.52
26:14:336:C:OP1	49:C5:83:THR:HG23	2.08	0.52
26:14:576:U:H5	63:14:4438:HOH:O	1.91	0.52
26:14:833:U:O3'	59:M5:57:ARG:NH2	2.40	0.52
26:14:1069:A:H2'	26:14:1073:A:H62	1.75	0.52
26:14:1188:U:C2'	26:14:1189:A:H5'	2.39	0.52
26:14:1542:G:O6	26:14:1543:A:N6	2.43	0.52
26:14:2190:G:H2'	26:14:2191:G:H1'	1.90	0.52
26:14:2667:C:N3	33:59:110:SER:HB3	2.24	0.52
63:14:3737:HOH:O	30:29:135:HIS:CE1	2.60	0.52
27:1J:50:G:OP1	43:65:63:THR:OG1	2.21	0.52
31:39:110:LEU:HD21	31:39:181:LEU:HD22	1.90	0.52
43:65:106:ARG:H	43:65:106:ARG:HE	1.58	0.52
48:B5:49:VAL:HG21	48:B5:89:ILE:HD11	1.90	0.52
50:D5:92:SER:O	50:D5:94:GLU:HG2	2.09	0.52
1:13:418:C:H2'	1:13:419:C:C6	2.43	0.52
1:13:612:C:O2	1:13:629:G:N2	2.42	0.52
21:1F:12:LYS:O	21:1F:16:GLY:N	2.40	0.52
26:1H:1790:C:H5''	26:1H:1791:A:OP1	2.09	0.52
26:1H:2880:C:H1'	42:98:92:GLY:O	2.09	0.52
28:71:40:THR:HA	28:71:178:ALA:HB3	1.92	0.52
36:38:4:LYS:O	36:38:7:VAL:HG13	2.09	0.52
36:38:17:LEU:HB3	36:38:66:LEU:HD13	1.90	0.52
36:38:46:GLN:O	36:38:47:ASN:ND2	2.39	0.52
37:48:71:THR:HG21	37:48:111:LYS:HA	1.90	0.52
38:58:97:ARG:HA	38:58:100:GLU:HB2	1.91	0.52
49:G8:29:GLU:H	49:G8:38:ILE:HG23	1.74	0.52
50:H8:128:VAL:HB	50:H8:161:VAL:HG12	1.91	0.52
1:1G:1203:C:H2'	1:1G:1204:A:O4'	2.10	0.52
16:7A:21:VAL:HG22	16:7A:33:ILE:HB	1.90	0.52
19:AA:58:VAL:O	19:AA:60:VAL:N	2.42	0.52
23:2L:62:C:H2'	23:2L:63:C:H6	1.74	0.52
26:14:25:U:H5''	47:A5:80:PRO:HD3	1.90	0.52
26:14:1000:A:C6	26:14:1001:A:N1	2.78	0.52
26:14:1043:C:H42	26:14:1112:G:H1	1.57	0.52
26:14:1288:U:C2	26:14:1327:C:O2	2.63	0.52
26:14:2675:A:H4'	39:25:29:ASN:ND2	2.25	0.52
32:49:72:ARG:HB3	32:49:85:GLY:HA2	1.92	0.52
49:C5:19:LYS:HG3	49:C5:19:LYS:O	2.08	0.52

Continued on next page...

Continued from previous page...

Atom-1	Atom-2	Interatomic distance (Å)	Clash overlap (Å)
51:E5:53:MET:HG3	51:E5:59:LEU:CD2	2.36	0.52
59:M5:40:GLU:HA	59:M5:43:GLN:HB3	1.92	0.52
1:13:1366:C:H2'	1:13:1367:C:C6	2.43	0.52
11:2I:124:LYS:HE3	11:2I:125:PHE:CZ	2.45	0.52
12:3I:6:THR:OG1	12:3I:9:GLN:HG3	2.09	0.52
26:1H:33:U:O2'	26:1H:34:C:O2	2.21	0.52
26:1H:885:C:C4	26:1H:886:C:H1'	2.44	0.52
26:1H:1510:A:H2'	26:1H:1510:A:N3	2.25	0.52
26:1H:1678:G:N2	26:1H:1989:G:N2	2.48	0.52
26:1H:1889:A:N1	26:1H:2234:G:H1'	2.24	0.52
33:51:16:SER:O	33:51:17:VAL:HG23	2.09	0.52
36:38:19:ARG:NH1	36:38:86:PRO:HD3	2.24	0.52
37:48:78:ILE:HG12	37:48:131:ALA:HB2	1.91	0.52
40:78:2:LYS:HG3	40:78:4:SER:H	1.75	0.52
48:F8:5:TYR:CE1	53:K8:30:ARG:HG3	2.45	0.52
51:I8:24:LYS:O	51:I8:25:ARG:NH1	2.40	0.52
1:1G:186(A):C:H4'	20:BA:85:MET:HB2	1.91	0.52
1:1G:574:A:OP2	63:1G:1819:HOH:O	2.19	0.52
1:1G:942:G:C2	1:1G:1342:C:C2	2.97	0.52
10:1A:79:ARG:O	10:1A:83:GLU:HB2	2.09	0.52
22:1L:73:C:O2'	22:1L:74:A:H8	1.92	0.52
24:3L:59:A:OP1	24:3L:59:A:H3'	2.10	0.52
26:14:161:U:H5'	26:14:171:G:H21	1.74	0.52
26:14:1568:G:H5'	29:19:60:ARG:HA	1.91	0.52
26:14:1820:U:H4'	26:14:1821:A:OP2	2.10	0.52
26:14:1997:G:H5''	63:14:3964:HOH:O	2.10	0.52
35:69:128:LEU:O	35:69:137:PRO:HA	2.10	0.52
40:35:39:LYS:HB2	40:35:45:LEU:HD11	1.90	0.52
1:13:377:G:H5'	16:7I:5:ARG:NH1	2.25	0.52
1:13:688:G:H2'	1:13:689:C:C6	2.45	0.52
1:13:1217:C:OP1	14:5I:9:LYS:NZ	2.40	0.52
1:13:1342:C:O2'	9:8E:124:GLN:HG3	2.10	0.52
4:3E:112:VAL:HG12	4:3E:116:GLN:OE1	2.09	0.52
11:2I:72:ALA:HB1	11:2I:77:MET:HE3	1.92	0.52
16:7I:22:THR:OG1	16:7I:32:TYR:HA	2.09	0.52
26:1H:654(A):A:H2	26:1H:654(T):A:N1	2.07	0.52
26:1H:1710:C:H42	26:1H:1748:G:H1	1.57	0.52
26:1H:2160:G:C5	26:1H:2161:C:H1'	2.45	0.52
26:1H:2210:G:H3'	26:1H:2211:G:C8	2.45	0.52
26:1H:2376:A:H2'	26:1H:2377:A:O4'	2.09	0.52
32:41:110:ALA:HA	32:41:140:ILE:O	2.09	0.52

Continued on next page...

Continued from previous page...

Atom-1	Atom-2	Interatomic distance (Å)	Clash overlap (Å)
38:58:70:LYS:HE3	38:58:72:TYR:CE1	2.38	0.52
45:C8:75:ASN:HB3	45:C8:77:SER:N	2.25	0.52
1:1G:363:A:OP1	12:3A:33:ARG:HD2	2.10	0.52
1:1G:436:C:O3'	4:32:155:LEU:HD21	2.10	0.52
1:1G:1140:C:H2'	1:1G:1141:C:C6	2.44	0.52
1:1G:1391:U:H2'	1:1G:1392:G:C8	2.45	0.52
9:82:24:GLY:HA2	9:82:59:PHE:O	2.09	0.52
11:2A:32:ILE:HD11	11:2A:68:ALA:HB1	1.92	0.52
26:14:850:C:O3'	54:H5:49:LYS:HE2	2.10	0.52
26:14:1062:G:H1'	26:14:1088:A:C8	2.45	0.52
26:14:1257:C:H4'	31:39:83:PHE:CE1	2.45	0.52
33:59:124:GLU:OE1	33:59:133:VAL:HA	2.09	0.52
1:13:445:G:H1	1:13:489:C:H42	1.58	0.52
1:13:738:C:H2'	1:13:739:C:H6	1.74	0.52
1:13:1034:G:O2'	1:13:1035:A:H5'	2.10	0.52
2:1E:6:THR:OG1	2:1E:7:VAL:N	2.43	0.52
6:5E:22:GLU:O	6:5E:26:ILE:HG13	2.09	0.52
10:1I:34:VAL:HG13	10:1I:74:ILE:CG2	2.39	0.52
10:1I:39:PRO:HB3	10:1I:70:ARG:NH1	2.25	0.52
26:1H:552:G:H2'	26:1H:553:U:O4'	2.08	0.52
26:1H:625:G:O6	40:78:107:LYS:NZ	2.33	0.52
26:1H:1831:G:H2'	26:1H:1832:C:H6	1.74	0.52
28:71:202:GLU:OE1	28:71:203:GLY:N	2.41	0.52
31:31:64:ILE:HG23	31:31:65:TRP:CD1	2.44	0.52
37:48:128:ALA:O	37:48:132:ARG:HB3	2.10	0.52
39:68:26:LYS:HB2	39:68:30:ALA:HB2	1.91	0.52
50:H8:109:ALA:HB1	50:H8:142:SER:HB3	1.91	0.52
1:1G:1184:G:H2'	1:1G:1185:G:C8	2.41	0.52
1:1G:1297:C:OP1	13:4A:13:LYS:NZ	2.30	0.52
2:12:8:LYS:O	2:12:10:LEU:N	2.41	0.52
10:1A:7:LYS:HE3	10:1A:71:LEU:HD13	1.91	0.52
14:5A:7:ILE:HB	14:5A:23:ARG:HD3	1.92	0.52
26:14:616:A:C4	31:39:180:GLY:HA3	2.45	0.52
26:14:1441:G:H2'	26:14:1442:G:H8	1.73	0.52
26:14:1665:A:N6	63:14:4107:HOH:O	2.43	0.52
30:29:47:VAL:HG21	30:29:86:PRO:CD	2.40	0.52
31:39:155:LEU:HD23	31:39:186:ILE:HD13	1.92	0.52
33:59:91:GLY:HA3	33:59:94:TYR:HB2	1.91	0.52
46:95:62:LEU:CD2	46:95:95:LEU:HB2	2.39	0.52
1:13:129(A):G:C2	1:13:188:U:O2'	2.63	0.52
4:3E:103:ASN:OD1	4:3E:114:ARG:NH2	2.42	0.52

Continued on next page...

Continued from previous page...

Atom-1	Atom-2	Interatomic distance (Å)	Clash overlap (Å)
13:4I:3:ARG:HG3	13:4I:7:VAL:O	2.10	0.52
13:4I:25:ILE:HD11	13:4I:66:LEU:HD11	1.92	0.52
19:AI:52:TYR:HA	19:AI:56:GLN:O	2.10	0.52
24:3K:52:A:H2'	24:3K:53:G:C8	2.45	0.52
26:1H:631:A:H5'	63:1H:5135:HOH:O	2.10	0.52
26:1H:889:C:H2'	26:1H:890:A:O4'	2.08	0.52
26:1H:1035:U:H2'	26:1H:1036:G:C8	2.45	0.52
28:71:45:ALA:HB1	28:71:47:LEU:HD21	1.90	0.52
29:11:140:THR:HB	29:11:165:ILE:HD11	1.90	0.52
29:11:206:LEU:HA	29:11:211:ARG:HD3	1.91	0.52
32:41:10:LYS:O	32:41:15:VAL:HG23	2.10	0.52
32:41:80:PHE:N	32:41:80:PHE:CD1	2.78	0.52
34:18:20:LEU:HD13	34:18:24:ILE:HG21	1.92	0.52
37:48:11:GLN:OE1	37:48:17:ALA:HB1	2.09	0.52
40:78:15:ARG:HB3	40:78:15:ARG:NH1	2.21	0.52
52:J8:80:LEU:O	52:J8:81:LYS:NZ	2.33	0.52
57:O8:40:CYS:HB2	57:O8:46:HIS:CE1	2.44	0.52
1:1G:107:G:C2	1:1G:108:G:H1'	2.45	0.52
1:1G:1387:G:H2'	1:1G:1388:C:C6	2.45	0.52
3:22:70:VAL:HG12	3:22:72:LYS:H	1.74	0.52
3:22:90:GLU:H	3:22:90:GLU:CD	2.12	0.52
7:62:145:ALA:C	7:62:147:ALA:H	2.13	0.52
11:2A:67:ASP:OD2	11:2A:71:LYS:NZ	2.32	0.52
19:AA:23:ASN:N	19:AA:23:ASN:OD1	2.43	0.52
24:3L:42:G:H2'	24:3L:43:A:O4'	2.10	0.52
26:14:833:U:H2'	26:14:834:C:C6	2.45	0.52
26:14:2287:A:H2	26:14:2346:A:H2	1.58	0.52
26:14:2360:A:H8	26:14:2360:A:O5'	1.92	0.52
49:C5:20:TYR:CZ	49:C5:42:VAL:HA	2.44	0.52
1:13:209:U:H5'	1:13:210:U:OP2	2.09	0.52
1:13:595:G:H1'	1:13:596:C:H5	1.75	0.52
1:13:1238:A:H62	1:13:1301:U:H3	1.57	0.52
7:6E:152:ALA:O	7:6E:155:ARG:NH1	2.42	0.52
9:8E:5:TYR:HE2	9:8E:7:THR:HG1	1.56	0.52
63:1H:4984:HOH:O	35:61:22:LYS:HG2	2.09	0.52
29:11:96:HIS:CD2	29:11:102:LYS:HE2	2.45	0.52
29:11:124:PRO:HG2	29:11:129:ASN:ND2	2.25	0.52
31:31:24:LEU:HD23	31:31:115:ALA:HA	1.90	0.52
36:38:83:TYR:CG	36:38:84:GLU:N	2.77	0.52
41:88:135:ASP:H	41:88:138:ASP:HB2	1.74	0.52
49:G8:30:VAL:HG13	49:G8:37:VAL:HG12	1.91	0.52

Continued on next page...

Continued from previous page...

Atom-1	Atom-2	Interatomic distance (Å)	Clash overlap (Å)
8:72:120:THR:CG2	8:72:123:GLU:H	2.23	0.52
10:1A:47:PHE:CE1	10:1A:63:PHE:HB2	2.45	0.52
13:4A:78:ILE:O	13:4A:81:LEU:HB2	2.10	0.52
17:8A:97:SER:O	17:8A:98:LEU:HD23	2.09	0.52
19:AA:69:HIS:HB3	19:AA:73:GLU:OE1	2.09	0.52
26:14:481:G:OP2	49:C5:47:LYS:HB2	2.09	0.52
26:14:832:G:H21	40:35:53:GLY:HA3	1.75	0.52
26:14:1665:A:H1'	39:25:1:MET:HG3	1.90	0.52
26:14:2119:A:H3'	26:14:2119:A:N3	2.25	0.52
32:49:8:LYS:O	32:49:11:TYR:HB3	2.10	0.52
1:13:1238:A:N3	1:13:1241:G:O2'	2.33	0.51
10:1I:6:ILE:HA	10:1I:97:GLU:O	2.10	0.51
10:1I:7:LYS:O	10:1I:8:LEU:HD23	2.10	0.51
22:1K:14:A:O2'	22:1K:15:G:N7	2.42	0.51
22:1K:38:2MA:H2'	22:1K:39:A:O4'	2.11	0.51
23:2K:21:U:H3'	23:2K:22:A:H5'	1.91	0.51
26:1H:568:U:O4	63:1H:3864:HOH:O	2.19	0.51
26:1H:754:C:H2'	26:1H:755:C:C6	2.45	0.51
26:1H:2250:G:C5	41:88:83:MET:HB3	2.44	0.51
26:1H:2756:U:H1'	26:1H:2757:A:H5''	1.91	0.51
28:71:22:ILE:HD12	28:71:224:ILE:HD12	1.90	0.51
30:21:176:ILE:HB	30:21:181:LEU:HB2	1.91	0.51
36:38:30:GLN:HE22	36:38:55:LYS:HB2	1.75	0.51
41:88:12:GLN:HG2	41:88:73:PRO:HD2	1.92	0.51
45:C8:97:ASP:OD2	45:C8:101:ARG:NH2	2.33	0.51
46:D8:36:PRO:HB2	46:D8:37:VAL:HG22	1.92	0.51
1:1G:666:G:H5'	1:1G:726:C:H1'	1.92	0.51
1:1G:862:C:N4	63:1G:1881:HOH:O	2.38	0.51
1:1G:1371:G:OP1	9:82:11:LYS:HB3	2.10	0.51
4:32:90:GLY:HA3	4:32:204:ILE:HD11	1.93	0.51
4:32:101:LEU:HD23	4:32:121:VAL:HG11	1.92	0.51
26:14:71:A:C2	48:B5:31:HIS:CE1	2.98	0.51
26:14:141:A:C8	26:14:1408:C:H1'	2.44	0.51
26:14:581:C:H2'	26:14:582:G:H8	1.75	0.51
26:14:589:C:H2'	26:14:590:A:H8	1.75	0.51
26:14:654(A):A:H2	26:14:654(T):A:N7	2.07	0.51
26:14:821:A:O2'	26:14:946:G:OP2	2.25	0.51
26:14:1444(A):A:O2'	26:14:1445:C:OP1	2.26	0.51
26:14:2469:A:OP1	26:14:2469:A:H4'	2.09	0.51
30:29:116:VAL:HG23	30:29:120:TRP:HB2	1.92	0.51
32:49:91:ARG:C	32:49:91:ARG:HE	2.13	0.51

Continued on next page...

Continued from previous page...

Atom-1	Atom-2	Interatomic distance (Å)	Clash overlap (Å)
33:59:2:SER:OG	33:59:3:ARG:N	2.43	0.51
38:15:35:ARG:HB3	38:15:42:TRP:HZ3	1.74	0.51
44:75:26:ASP:OD1	44:75:120:ARG:NH2	2.38	0.51
45:85:50:ARG:HG2	45:85:53:ARG:HH21	1.75	0.51
49:C5:18:GLY:C	49:C5:20:TYR:H	2.12	0.51
53:G5:23:LYS:HA	53:G5:26:ARG:NH1	2.24	0.51
1:13:474:G:H8	1:13:474:G:O5'	1.93	0.51
1:13:807:A:H2'	1:13:808:C:C6	2.45	0.51
2:1E:92:TYR:CZ	2:1E:151:GLY:HA3	2.44	0.51
2:1E:121:LEU:HA	2:1E:124:SER:HB2	1.91	0.51
20:BI:49:ALA:HB3	20:BI:99:LEU:HG	1.92	0.51
26:1H:232:G:H5''	26:1H:232:G:C8	2.39	0.51
26:1H:787:U:H5''	26:1H:788:A:H5'	1.91	0.51
26:1H:1538:G:H2'	26:1H:1539:G:C8	2.46	0.51
26:1H:2432:A:C4	52:J8:33:LYS:HG2	2.45	0.51
27:16:44:G:H1'	27:16:47:C:H41	1.75	0.51
36:38:36:GLU:HB2	36:38:104:ILE:HB	1.92	0.51
40:78:33:ARG:HG2	40:78:40:SER:HA	1.92	0.51
44:B8:54:ARG:HA	44:B8:59:THR:HG23	1.91	0.51
50:H8:97:GLU:HB3	50:H8:125:LEU:HD11	1.93	0.51
1:1G:41:G:H2'	1:1G:42:G:H8	1.70	0.51
1:1G:1018:C:H2'	1:1G:1019:C:O4'	2.10	0.51
1:1G:1220:G:O3'	19:AA:36:ARG:HD3	2.10	0.51
2:12:137:ARG:NH1	2:12:137:ARG:O	2.43	0.51
4:32:19:LEU:HB2	4:32:21:LEU:CD1	2.40	0.51
4:32:79:PHE:O	4:32:82:ALA:N	2.43	0.51
11:2A:54:ARG:NH2	24:3L:41:C:OP1	2.43	0.51
26:14:608:A:H2'	26:14:609:A:C8	2.45	0.51
26:14:1359:A:N7	26:14:1372:U:O4	2.43	0.51
26:14:1515:C:H2'	26:14:1516:U:C6	2.45	0.51
26:14:2734:A:H2'	26:14:2735:G:O4'	2.10	0.51
49:C5:46:LYS:HB3	49:C5:61:ILE:H	1.76	0.51
1:13:313:A:H2'	1:13:314:C:H6	1.74	0.51
1:13:375:U:O3'	16:7I:6:LEU:HB2	2.10	0.51
6:5E:16:GLN:HA	6:5E:19:LEU:HB2	1.92	0.51
7:6E:113:GLU:HB2	7:6E:118:VAL:HG13	1.92	0.51
7:6E:117:ALA:O	7:6E:121:ALA:N	2.41	0.51
9:8E:59:PHE:CZ	9:8E:88:TYR:HE2	2.25	0.51
18:9I:70:ILE:O	18:9I:74:ARG:HG3	2.11	0.51
24:3K:2:C:O5'	24:3K:2:C:H6	1.92	0.51
26:1H:234:C:H2'	26:1H:235:U:C6	2.44	0.51

Continued on next page...

Continued from previous page...

Atom-1	Atom-2	Interatomic distance (Å)	Clash overlap (Å)
26:1H:844:C:H3'	26:1H:845:G:C8	2.45	0.51
26:1H:2101:G:H1	26:1H:2188:C:H42	1.57	0.51
26:1H:2124:G:H1	26:1H:2174:C:N4	2.08	0.51
26:1H:2518:A:H5'	26:1H:2518:A:H8	1.73	0.51
26:1H:2630:G:H2'	26:1H:2631:G:H8	1.75	0.51
43:A8:68:GLN:HG3	43:A8:71:ARG:NH1	2.25	0.51
44:B8:50:ILE:HD11	44:B8:102:ILE:CD1	2.39	0.51
1:1G:1320:C:H2'	1:1G:1321:C:H6	1.75	0.51
8:72:28:ALA:HB3	8:72:57:PRO:HB2	1.92	0.51
12:3A:41:ARG:HB3	12:3A:41:ARG:NH1	2.24	0.51
17:8A:18:THR:OG1	17:8A:69:LYS:NZ	2.19	0.51
23:2L:48:U:H1'	23:2L:49:C:P	2.50	0.51
26:14:1963:U:O2	26:14:1963:U:H5''	2.10	0.51
26:14:2086:U:H2'	26:14:2087:G:C8	2.46	0.51
26:14:2114:A:C5'	26:14:2117:A:H5'	2.40	0.51
26:14:2125:G:H21	26:14:2173:A:N6	2.08	0.51
26:14:2520:C:H41	26:14:2542:A:N6	2.04	0.51
29:19:137:PRO:HG2	29:19:140:THR:OG1	2.10	0.51
31:39:103:LYS:HA	31:39:106:ARG:HG3	1.93	0.51
41:45:65:PHE:O	41:45:104:PHE:HA	2.10	0.51
41:45:78:PRO:HD3	41:45:87:LYS:HB2	1.92	0.51
42:55:78:LYS:O	42:55:83:ILE:HG13	2.10	0.51
46:95:38:LEU:HD22	46:95:55:ALA:C	2.30	0.51
47:A5:29:LEU:HD21	47:A5:33:ARG:CZ	2.41	0.51
1:13:454:C:H3'	1:13:455:C:C6	2.46	0.51
1:13:1191:A:H5''	3:2E:4:LYS:NZ	2.26	0.51
1:13:1397:C:H4'	1:13:1398:A:OP2	2.10	0.51
8:7E:39:LEU:HD11	8:7E:111:ILE:HD11	1.92	0.51
13:4I:27:LYS:HA	13:4I:31:LYS:HZ3	1.76	0.51
20:BI:10:LEU:HG	20:BI:12:ALA:HB3	1.92	0.51
26:1H:83:G:O6	63:1H:3950:HOH:O	2.18	0.51
26:1H:84:A:H5''	49:G8:8:LYS:HB3	1.92	0.51
26:1H:188:G:H5''	52:J8:14:VAL:HG21	1.92	0.51
26:1H:265:A:H1'	26:1H:266:G:O4'	2.10	0.51
26:1H:831:G:N2	40:78:53:GLY:O	2.43	0.51
26:1H:960:A:H2'	26:1H:962:G:H5'	1.93	0.51
26:1H:987:G:O2'	26:1H:1000:A:N3	2.35	0.51
26:1H:1805:U:O2	29:11:50:THR:HB	2.11	0.51
26:1H:2261:C:H1'	26:1H:2388:A:N3	2.25	0.51
26:1H:2439:A:P	26:1H:2439:A:H3'	2.51	0.51
26:1H:2659:G:O6	63:1H:3958:HOH:O	2.19	0.51

Continued on next page...

Continued from previous page...

Atom-1	Atom-2	Interatomic distance (Å)	Clash overlap (Å)
26:1H:2820:A:O2'	26:1H:2821:A:OP1	2.24	0.51
30:21:201:THR:HG22	30:21:202:LYS:H	1.75	0.51
31:31:111:ALA:HB2	31:31:206:ILE:HD12	1.92	0.51
36:38:4:LYS:CG	36:38:6:ASN:HB2	2.40	0.51
36:38:15:GLU:O	36:38:16:ASN:ND2	2.42	0.51
37:48:20:ALA:O	37:48:25:PRO:HD2	2.11	0.51
40:78:64:LYS:O	59:Q8:30:ARG:NH2	2.44	0.51
53:K8:23:LYS:NZ	53:K8:27:GLU:OE2	2.37	0.51
57:O8:41:PRO:HD2	57:O8:46:HIS:H	1.75	0.51
58:P8:12:ARG:NH2	58:P8:44:PRO:HB3	2.26	0.51
1:1G:191(F):U:H2'	1:1G:191:G:C8	2.45	0.51
1:1G:570:G:H2'	1:1G:571:U:C6	2.45	0.51
1:1G:1151:A:O2'	1:1G:1152:A:O5'	2.29	0.51
1:1G:1286:A:H5'	21:1B:25:LYS:HE3	1.92	0.51
3:22:129:ALA:HB3	3:22:132:ARG:HB3	1.92	0.51
7:62:73:MET:CB	7:62:90:GLU:HA	2.40	0.51
23:2L:8:4SU:C2	23:2L:14:A:H62	2.22	0.51
26:14:274:G:H2'	26:14:275:G:O4'	2.10	0.51
26:14:1657:C:H2'	26:14:1658:C:C6	2.45	0.51
31:39:7:TYR:O	31:39:15:SER:HA	2.10	0.51
33:59:7:LEU:N	33:59:8:PRO:HD2	2.25	0.51
35:69:72:LEU:HD21	35:69:107:VAL:HG21	1.92	0.51
38:15:47:ALA:HB2	38:15:112:LEU:HD21	1.92	0.51
39:25:2:ILE:HD12	39:25:6:THR:HG21	1.92	0.51
43:65:106:ARG:HE	43:65:106:ARG:N	2.09	0.51
47:A5:65:LEU:CD1	47:A5:68:ARG:HD3	2.41	0.51
2:1E:15:VAL:HG23	2:1E:213:LEU:HD21	1.92	0.51
4:3E:22:LYS:HB2	61:3E:303:SF4:S4	2.50	0.51
11:2I:78:GLN:O	11:2I:103:LEU:HB2	2.11	0.51
26:1H:748:G:C8	47:E8:89:ALA:HB1	2.45	0.51
26:1H:2807:G:H3'	26:1H:2808:U:H5''	1.92	0.51
29:11:27:THR:O	29:11:27:THR:OG1	2.14	0.51
32:41:107:LEU:HD21	32:41:178:PHE:CD1	2.46	0.51
35:61:40:THR:O	35:61:44:LEU:HB2	2.10	0.51
40:78:59:LEU:HD11	59:Q8:10:ALA:HA	1.93	0.51
49:G8:45:VAL:HG22	49:G8:46:LYS:H	1.75	0.51
50:H8:28:MET:HB2	50:H8:37:VAL:HG11	1.92	0.51
50:H8:60:GLU:O	50:H8:61:LEU:HB3	2.10	0.51
1:1G:685:G:C2	1:1G:686:U:C4	2.98	0.51
26:14:1108:U:H2'	26:14:1109:C:O4'	2.11	0.51
26:14:2342:C:O2	26:14:2374:C:H4'	2.10	0.51

Continued on next page...

Continued from previous page...

Atom-1	Atom-2	Interatomic distance (Å)	Clash overlap (Å)
39:25:63:VAL:O	39:25:64:ARG:HG3	2.11	0.51
41:45:21:THR:CG2	41:45:23:GLY:HA3	2.41	0.51
42:55:78:LYS:O	42:55:82:GLU:HG2	2.11	0.51
44:75:15:VAL:HG23	44:75:79:HIS:CE1	2.46	0.51
1:13:90:C:H5'	1:13:91:C:OP2	2.10	0.51
1:13:371:G:O2'	1:13:373:A:N7	2.42	0.51
1:13:674:G:N2	1:13:717:C:O2	2.43	0.51
1:13:1165:C:H2'	1:13:1166:G:O4'	2.11	0.51
1:13:1176:A:H3'	1:13:1177:G:H5''	1.93	0.51
2:1E:31:TYR:O	2:1E:42:ILE:HA	2.11	0.51
10:1I:57:LYS:HD2	10:1I:60:ARG:NH2	2.26	0.51
12:3I:39:VAL:HG11	12:3I:41:ARG:HD2	1.91	0.51
14:5I:3:ARG:HG3	63:5I:202:HOH:O	2.10	0.51
14:5I:15:LYS:HG2	14:5I:16:PHE:CD2	2.46	0.51
18:9I:32:ARG:NH1	18:9I:65:ILE:HD13	2.26	0.51
26:1H:1512:G:H2'	26:1H:1513:C:C6	2.45	0.51
26:1H:2840:C:O3'	42:98:53:HIS:NE2	2.44	0.51
29:11:147:LEU:HD22	29:11:155:LEU:HD11	1.91	0.51
36:38:6:ASN:O	36:38:10:LEU:HB2	2.11	0.51
36:38:12:THR:HG22	36:38:15:GLU:N	2.26	0.51
40:78:19:VAL:HG12	63:78:305:HOH:O	2.10	0.51
41:88:11:LYS:HE2	41:88:88:GLY:O	2.11	0.51
1:1G:281:G:H8	1:1G:281:G:OP2	1.92	0.51
1:1G:1256:A:N6	1:1G:1277:C:H3'	2.26	0.51
4:32:119:GLN:O	4:32:123:HIS:CD2	2.64	0.51
9:82:26:VAL:HG22	9:82:61:ALA:N	2.26	0.51
10:1A:4:ILE:HB	10:1A:74:ILE:HD11	1.92	0.51
21:1B:2:GLY:C	21:1B:4:GLY:H	2.13	0.51
26:14:957:A:N6	26:14:2459:A:C8	2.78	0.51
26:14:1405:U:H2'	26:14:1406:U:C6	2.46	0.51
26:14:2033:A:OP1	63:14:3886:HOH:O	2.19	0.51
26:14:2336:A:H61	51:E5:43:THR:HG21	1.76	0.51
30:29:53:PRO:O	30:29:54:GLN:HB2	2.10	0.51
30:29:66:HIS:CG	30:29:67:PHE:N	2.79	0.51
32:49:20:ILE:HG23	32:49:25:TYR:HB2	1.93	0.51
32:49:66:GLN:NE2	32:49:94:LEU:HD23	2.25	0.51
35:69:120:ILE:HG22	35:69:122:GLU:H	1.75	0.51
35:69:125:GLU:OE1	35:69:141:LYS:HB2	2.11	0.51
39:25:73:ASP:OD2	44:75:32:TYR:OH	2.15	0.51
41:45:81:VAL:O	41:45:82:ARG:HG2	2.11	0.51
43:65:36:TYR:H	43:65:36:TYR:HD1	1.57	0.51

Continued on next page...

Continued from previous page...

Atom-1	Atom-2	Interatomic distance (Å)	Clash overlap (Å)
49:C5:76:CYS:HB2	49:C5:82:PRO:HG3	1.91	0.51
50:D5:26:GLY:HA3	50:D5:86:VAL:O	2.10	0.51
1:13:517:G:N1	1:13:533:A:OP2	2.36	0.51
1:13:738:C:H2'	1:13:739:C:C6	2.45	0.51
2:1E:144:ARG:HB2	2:1E:144:ARG:HH11	1.76	0.51
2:1E:155:LEU:HD11	2:1E:159:PRO:HD3	1.93	0.51
16:7I:58:TYR:O	16:7I:62:VAL:HG22	2.10	0.51
26:1H:34:C:O2'	26:1H:35:G:OP2	2.26	0.51
26:1H:818:G:H4'	26:1H:838:C:O3'	2.10	0.51
26:1H:2751:G:H1'	33:51:3:ARG:NH2	2.25	0.51
28:7I:214:VAL:HG23	28:7I:224:ILE:HD13	1.92	0.51
29:11:33:LEU:HD23	29:11:33:LEU:H	1.76	0.51
35:61:77:LEU:HD13	35:61:140:LEU:HB3	1.91	0.51
39:68:86:ILE:HG22	39:68:94:ARG:HB2	1.93	0.51
41:88:66:ILE:HD12	41:88:67:ARG:N	2.26	0.51
44:B8:20:PRO:HG2	44:B8:86:ILE:O	2.10	0.51
54:L8:3:ARG:HB2	54:L8:59:VAL:HG13	1.92	0.51
1:1G:198:G:OP2	1:1G:198:G:H8	1.93	0.51
1:1G:216:G:O2'	1:1G:217:C:O5'	2.29	0.51
1:1G:250:A:H4'	1:1G:251:G:O5'	2.11	0.51
1:1G:1053:G:H5'	1:1G:1054:C:H3'	1.92	0.51
2:12:5:ILE:HD12	2:12:59:GLU:HB2	1.93	0.51
4:32:71:SER:HB3	4:32:74:GLN:HB2	1.92	0.51
10:1A:49:VAL:HG11	14:5A:45:ARG:HG3	1.93	0.51
12:3A:27:LEU:O	12:3A:29:GLY:N	2.44	0.51
13:4A:79:LYS:HD2	13:4A:82:MET:N	2.25	0.51
15:6A:87:ILE:O	15:6A:88:ARG:HB2	2.11	0.51
26:14:39:C:H2'	26:14:40:C:C6	2.46	0.51
26:14:65:C:H2'	26:14:66:C:C6	2.46	0.51
26:14:839:U:H2'	26:14:840:C:C6	2.45	0.51
26:14:1171:G:O2'	26:14:1173:G:O4'	2.24	0.51
28:79:35:ALA:HB1	28:79:37:PHE:CE1	2.46	0.51
30:29:68:ALA:C	30:29:70:ALA:H	2.14	0.51
30:29:107:THR:O	30:29:190:GLY:HA2	2.11	0.51
33:59:139:GLN:HG3	33:59:140:LYS:N	2.25	0.51
38:15:91:LEU:HA	38:15:95:PRO:HB3	1.92	0.51
1:13:266:G:H5''	1:13:267:C:C5	2.45	0.51
1:13:836:G:H1	1:13:850:U:H3	1.59	0.51
1:13:1051:C:H2'	1:13:1052:U:C6	2.45	0.51
1:13:1347:G:H22	1:13:1374:A:P	2.33	0.51
1:13:1442:G:C6	1:13:1446:A:C6	2.99	0.51

Continued on next page...

Continued from previous page...

Atom-1	Atom-2	Interatomic distance (Å)	Clash overlap (Å)
12:3I:47:LYS:HB2	12:3I:48:PRO:HA	1.92	0.51
12:3I:53:ARG:HB3	12:3I:69:TYR:HE1	1.76	0.51
26:1H:182:A:H2	26:1H:433:C:O2	1.93	0.51
26:1H:1899:G:N2	26:1H:1902:C:C5	2.79	0.51
26:1H:2688:U:C5	26:1H:2720:U:OP2	2.64	0.51
31:31:116:ASP:O	31:31:120:GLU:HG3	2.11	0.51
44:B8:26:ASP:HB3	44:B8:92:GLY:N	2.26	0.51
50:H8:103:ARG:O	50:H8:139:VAL:N	2.40	0.51
1:1G:408:A:H2'	1:1G:409:G:O4'	2.11	0.51
1:1G:1352:C:OP1	21:1B:3:LYS:NZ	2.37	0.51
1:1G:1478:C:H2'	1:1G:1479:C:H6	1.74	0.51
6:52:11:ASN:O	6:52:14:LEU:HD22	2.11	0.51
7:62:87:VAL:N	7:62:88:PRO:HD3	2.25	0.51
10:1A:33:GLN:H	10:1A:75:ILE:HG12	1.75	0.51
10:1A:54:PHE:CG	10:1A:55:LYS:HG3	2.45	0.51
11:2A:21:ILE:HG12	11:2A:30:VAL:HG12	1.92	0.51
23:2L:15:G:N2	23:2L:22:A:N3	2.58	0.51
26:14:1412:A:H2'	26:14:1413:G:C8	2.45	0.51
26:14:1519:G:H2'	26:14:1520:U:O4'	2.11	0.51
26:14:1786:A:H2	26:14:2606:C:H1'	1.75	0.51
26:14:1812:A:O2'	29:19:45:ASN:HB3	2.11	0.51
26:14:2142:C:H2'	26:14:2143:C:C6	2.46	0.51
33:59:10:PRO:HG2	33:59:50:VAL:HG13	1.91	0.51
33:59:99:VAL:HG11	33:59:103:LEU:CA	2.40	0.51
33:59:99:VAL:HG11	33:59:103:LEU:HA	1.93	0.51
47:A5:86:LEU:HD12	47:A5:87:PRO:HD2	1.93	0.51
54:H5:30:ARG:HG3	54:H5:31:LEU:O	2.11	0.51
1:13:1:U:C2	1:13:630:G:H1'	2.45	0.51
1:13:765:G:H5''	1:13:766:A:OP1	2.11	0.51
1:13:1036:G:H3'	1:13:1037:C:C6	2.46	0.51
26:1H:1771:C:H1'	26:1H:1786:A:C8	2.46	0.51
26:1H:2572:A:N7	30:21:144:ARG:HD2	2.26	0.51
26:1H:2645:G:N2	26:1H:2767:C:OP2	2.44	0.51
36:38:62:ALA:O	36:38:63:LEU:HB2	2.10	0.51
41:88:21:THR:HG22	41:88:99:PRO:O	2.11	0.51
43:A8:88:ASP:OD1	43:A8:89:ARG:N	2.44	0.51
49:G8:34:LYS:O	49:G8:34:LYS:HD3	2.11	0.51
50:H8:9:TYR:CE1	50:H8:35:ARG:HG2	2.45	0.51
50:H8:105:VAL:N	50:H8:139:VAL:O	2.41	0.51
51:I8:53:MET:HG3	51:I8:59:LEU:HD23	1.93	0.51
1:1G:607:A:H2'	1:1G:608:A:O4'	2.11	0.51

Continued on next page...

Continued from previous page...

Atom-1	Atom-2	Interatomic distance (Å)	Clash overlap (Å)
1:1G:1243:C:OP1	21:1B:10:ARG:CZ	2.59	0.51
1:1G:1262:C:N4	1:1G:1273:G:H1	2.05	0.51
1:1G:1288:A:H4'	21:1B:13:ILE:HD13	1.92	0.51
7:62:23:VAL:O	7:62:27:ILE:HG12	2.10	0.51
8:72:44:PHE:HA	8:72:79:VAL:HG11	1.93	0.51
16:7A:43:LYS:HG2	16:7A:48:TRP:CG	2.45	0.51
16:7A:75:ARG:HG3	16:7A:80:PHE:CD2	2.46	0.51
17:8A:67:LYS:O	17:8A:69:LYS:N	2.44	0.51
18:9A:22:VAL:C	18:9A:24:ALA:H	2.13	0.51
26:14:522:G:H2'	26:14:523:C:C6	2.46	0.51
26:14:768:G:O2'	26:14:1379:A:N6	2.44	0.51
26:14:1899:G:N2	26:14:1902:C:N4	2.51	0.51
26:14:2701:C:C3'	26:14:2702:U:H5''	2.32	0.51
31:39:127:GLU:HB2	31:39:196:LEU:HD23	1.92	0.51
33:59:26:VAL:CG1	33:59:33:LEU:HB2	2.41	0.51
40:35:90:ARG:HG3	40:35:91:PHE:H	1.75	0.51
43:65:36:TYR:HA	43:65:52:SER:HB3	1.92	0.51
46:95:12:TYR:OH	46:95:22:VAL:HG23	2.11	0.51
48:B5:63:LYS:O	48:B5:63:LYS:HD2	2.11	0.51
52:F5:41:ARG:HD3	52:F5:43:TYR:CE1	2.46	0.51
1:13:199:G:H2'	1:13:200:G:H8	1.76	0.51
1:13:827:U:C5	1:13:870:U:C4	2.99	0.51
1:13:1255:G:H2'	1:13:1258:G:H21	1.76	0.51
1:13:1391:U:H2'	1:13:1392:G:H8	1.71	0.51
1:13:1525:G:OP2	11:2I:120:ARG:NH2	2.44	0.51
7:6E:102:ARG:O	7:6E:106:GLN:HG3	2.11	0.51
24:3K:9:A:O2'	24:3K:10:G:N7	2.41	0.51
26:1H:898:C:H5'	26:1H:899:A:OP2	2.10	0.51
26:1H:943:U:OP1	40:78:36:LYS:HG2	2.11	0.51
26:1H:1441:G:H2'	26:1H:1442:G:C8	2.46	0.51
26:1H:2112:G:N2	26:1H:2170:A:H61	2.09	0.51
27:16:40:U:H1'	27:16:45:A:N6	2.25	0.51
32:41:47:LYS:HG3	32:41:86:MET:HE3	1.92	0.51
32:41:56:ALA:O	32:41:60:LEU:N	2.44	0.51
39:68:113:LYS:O	39:68:117:LEU:HG	2.11	0.51
43:A8:51:ALA:HB3	43:A8:73:LEU:HG	1.92	0.51
45:C8:75:ASN:HB2	45:C8:78:THR:OG1	2.10	0.51
1:1G:247:G:OP2	17:8A:100:LYS:N	2.44	0.51
1:1G:345:C:O3'	44:75:41:ARG:NH2	2.44	0.51
1:1G:631:G:H1'	1:1G:632:A:H5'	1.92	0.51
2:12:12:GLU:OE1	2:12:16:HIS:HB2	2.11	0.51

Continued on next page...

Continued from previous page...

Atom-1	Atom-2	Interatomic distance (Å)	Clash overlap (Å)
2:12:21:ARG:HB3	2:12:39:ILE:HG12	1.93	0.51
22:1L:59:A:H4'	22:1L:60:A:OP1	2.11	0.51
26:14:320:A:H4'	26:14:322:A:C8	2.45	0.51
26:14:945:A:C4	26:14:2448:A:C2	2.99	0.51
26:14:1991:U:H2'	26:14:1992:G:H5''	1.92	0.51
26:14:2124:G:N1	28:79:217:THR:O	2.42	0.51
26:14:2485:G:H5''	41:45:46:GLN:HE21	1.76	0.51
32:49:42:GLY:O	32:49:43:LEU:HD13	2.11	0.51
38:15:99:LEU:O	38:15:103:VAL:HG23	2.11	0.51
41:45:78:PRO:HB2	41:45:79:LEU:HG	1.93	0.51
46:95:41:GLY:H	46:95:46:VAL:HG13	1.76	0.51
1:13:37:U:O2'	1:13:500:G:H4'	2.11	0.50
7:6E:150:ALA:HB2	11:2I:50:TYR:CE2	2.45	0.50
10:1I:63:PHE:HA	14:5I:59:ALA:H	1.75	0.50
13:4I:49:THR:HB	13:4I:52:GLU:HG2	1.93	0.50
14:5I:13:THR:N	14:5I:14:PRO:HD2	2.25	0.50
16:7I:71:ARG:O	16:7I:75:ARG:N	2.36	0.50
20:BI:63:ILE:HG22	20:BI:77:ALA:HB1	1.94	0.50
22:1K:6:C:O2'	22:1K:7:G:OP2	2.28	0.50
22:1K:24:A:C5	22:1K:25:G:N7	2.79	0.50
26:1H:960:A:C8	26:1H:962:G:C8	2.98	0.50
26:1H:2339:G:H2'	26:1H:2340:G:C8	2.46	0.50
26:1H:2510:C:H2'	26:1H:2511:U:C6	2.46	0.50
26:1H:2723:C:H5''	42:98:1:MET:HE2	1.92	0.50
26:1H:2785:C:O2'	30:21:64:LYS:HG2	2.11	0.50
43:A8:27:SER:HA	43:A8:88:ASP:HB3	1.92	0.50
47:E8:51:LEU:HD23	47:E8:105:VAL:HG11	1.93	0.50
48:F8:12:VAL:HG22	48:F8:17:ALA:HB2	1.92	0.50
49:G8:55:TYR:N	49:G8:56:PRO:HD3	2.26	0.50
50:H8:69:THR:HA	50:H8:90:VAL:HA	1.92	0.50
55:M8:13:ARG:NH1	55:M8:22:ILE:HG23	2.27	0.50
59:Q8:16:ILE:CD1	59:Q8:59:LYS:HG3	2.41	0.50
1:1G:8:A:C5	4:32:209:ARG:HB2	2.46	0.50
1:1G:328:C:H4'	1:1G:329:A:H5''	1.94	0.50
1:1G:960:U:H4'	1:1G:961:U:C5'	2.41	0.50
2:12:74:LYS:HD2	2:12:166:ASP:HB2	1.93	0.50
10:1A:82:ILE:HG22	10:1A:86:MET:SD	2.52	0.50
12:3A:27:LEU:HD22	12:3A:28:LYS:HB3	1.91	0.50
20:BA:46:GLU:HB2	20:BA:48:LYS:HG3	1.91	0.50
24:3L:35:A:O2'	24:3L:36:C:O5'	2.25	0.50
24:3L:77:A:O2'	26:14:2394:C:N3	2.26	0.50

Continued on next page...

Continued from previous page...

Atom-1	Atom-2	Interatomic distance (Å)	Clash overlap (Å)
26:14:132:G:H1	26:14:147:U:H3	1.59	0.50
26:14:304:G:H2'	26:14:305:U:H6	1.76	0.50
26:14:1154:G:O5'	26:14:1154:G:H8	1.94	0.50
26:14:2178:C:H4'	28:79:46:LYS:HD3	1.93	0.50
1:13:1468:A:OP1	63:13:1960:HOH:O	2.20	0.50
3:2E:188:LEU:HD13	3:2E:189:ALA:N	2.26	0.50
6:5E:23:LYS:HD3	6:5E:61:LEU:HD21	1.93	0.50
11:2I:58:PRO:HD3	11:2I:89:ALA:HB1	1.92	0.50
11:2I:86:GLY:N	11:2I:112:THR:OG1	2.30	0.50
16:7I:49:LEU:HD12	16:7I:50:LYS:N	2.26	0.50
26:1H:530:G:C5	26:1H:2022:U:H5''	2.47	0.50
26:1H:721:C:H2'	26:1H:722:A:H8	1.76	0.50
26:1H:1231:G:H2'	26:1H:1232:G:C8	2.47	0.50
26:1H:1420:U:O2'	26:1H:1421:G:OP1	2.26	0.50
26:1H:1464:C:HO2'	26:1H:1528:A:H8	1.58	0.50
26:1H:1510:A:OP1	26:1H:1511:A:H5'	2.11	0.50
26:1H:1607:C:H1'	63:1H:4260:HOH:O	2.10	0.50
26:1H:2093:G:C6	26:1H:2225:A:C8	2.99	0.50
26:1H:2177:C:H5''	28:71:213:TYR:CG	2.45	0.50
29:11:17:THR:CG2	29:11:204:ILE:HA	2.41	0.50
30:21:38:THR:OG1	30:21:40:GLU:HG2	2.11	0.50
30:21:50:GLY:HA2	30:21:77:ILE:HG12	1.92	0.50
30:21:63:LEU:HD23	30:21:63:LEU:O	2.10	0.50
52:J8:17:SER:OG	63:J8:101:HOH:O	2.19	0.50
1:1G:986:A:O2'	19:AA:55:LYS:HG3	2.12	0.50
2:12:144:ARG:HE	2:12:148:TYR:HE2	1.58	0.50
5:42:31:LEU:HD23	5:42:45:PHE:HB2	1.92	0.50
5:42:127:ASN:OD1	5:42:130:ASN:ND2	2.42	0.50
12:3A:28:LYS:HE3	12:3A:33:ARG:HH22	1.76	0.50
24:3L:55:U:H5''	24:3L:56:U:OP2	2.11	0.50
26:14:34:C:O2'	26:14:35:G:H8	1.93	0.50
26:14:972:G:OP2	26:14:974:G:H5''	2.10	0.50
26:14:987:G:O2'	26:14:1000:A:N3	2.36	0.50
26:14:1688:U:O2	26:14:1700:A:H5'	2.11	0.50
26:14:2305:A:H8	32:49:156:ASP:OD1	1.94	0.50
26:14:2542:A:OP1	26:14:2542:A:H4'	2.11	0.50
27:1J:89(A):A:C8	27:1J:90:C:H1'	2.46	0.50
31:39:34:TRP:NE1	40:35:8:PRO:HD3	2.25	0.50
50:D5:59:LEU:HB2	50:D5:61:LEU:HD23	1.93	0.50
52:F5:37:ILE:HD13	52:F5:38:SER:N	2.25	0.50
1:13:157:G:H2'	1:13:158:G:C8	2.46	0.50

Continued on next page...

Continued from previous page...

Atom-1	Atom-2	Interatomic distance (Å)	Clash overlap (Å)
1:13:509:A:H5'	4:3E:54:TYR:HD2	1.75	0.50
1:13:686:U:O4	1:13:703:G:H1'	2.12	0.50
2:1E:59:GLU:HB2	2:1E:221:LEU:CD1	2.42	0.50
9:8E:79:LEU:O	9:8E:83:ARG:HG3	2.11	0.50
17:8I:92:ARG:HG2	17:8I:92:ARG:HH11	1.77	0.50
20:BI:74:LYS:HG2	20:BI:75:ASN:H	1.76	0.50
26:1H:51:G:N3	26:1H:119:A:C2	2.79	0.50
26:1H:806:C:OP2	40:78:41:ARG:HD3	2.11	0.50
26:1H:1420:U:HO2'	26:1H:1421:G:P	2.35	0.50
26:1H:1693:U:O2'	29:11:14:ARG:NH2	2.45	0.50
26:1H:2378:A:H4'	43:A8:23:ARG:NH1	2.26	0.50
37:48:128:ALA:HB1	37:48:132:ARG:HB2	1.92	0.50
42:98:18:LEU:HD11	42:98:22:ARG:CZ	2.41	0.50
44:B8:29:ARG:NH1	44:B8:46:GLU:OE2	2.43	0.50
58:P8:5:TRP:NE1	58:P8:7:PRO:HG3	2.27	0.50
1:1G:45:U:H2'	1:1G:46:G:C8	2.45	0.50
1:1G:474:G:H2'	1:1G:475:G:C8	2.46	0.50
1:1G:892:A:O2'	1:1G:1415:G:H4'	2.12	0.50
1:1G:1489:G:H2'	1:1G:1490:C:O4'	2.11	0.50
4:32:105:VAL:HG13	4:32:110:PHE:HB2	1.92	0.50
5:42:123:LEU:HA	5:42:126:ARG:NH1	2.26	0.50
7:62:18:TYR:HD2	7:62:59:LEU:HD22	1.77	0.50
22:1L:14:A:N6	22:1L:23:G:C5	2.79	0.50
26:14:161:U:C5'	26:14:171:G:H21	2.24	0.50
26:14:194:G:H2'	26:14:195:A:O4'	2.12	0.50
26:14:432:A:H2'	26:14:433:C:O4'	2.12	0.50
26:14:458:G:O2'	58:L5:39:ARG:HD3	2.11	0.50
26:14:674:G:OP2	63:14:3885:HOH:O	2.19	0.50
26:14:751:A:H5'	47:A5:90:ARG:HA	1.93	0.50
26:14:1094:U:H4'	26:14:1097:U:C5	2.45	0.50
26:14:2025:C:OP1	30:29:149:ARG:HD3	2.12	0.50
27:1J:16:G:H2'	27:1J:17:C:C6	2.46	0.50
28:79:28:LEU:HD12	28:79:31:GLU:OE2	2.11	0.50
29:19:148:GLU:HB2	29:19:151:LYS:HD2	1.94	0.50
31:39:192:LEU:HD22	31:39:194:MET:HE2	1.93	0.50
32:49:114:ILE:HG22	32:49:117:PHE:HB2	1.92	0.50
33:59:41:MET:HB3	33:59:54:ARG:CA	2.40	0.50
35:69:93:THR:HG23	35:69:119:PRO:HG3	1.92	0.50
43:65:92:TYR:HB2	43:65:98:VAL:HG21	1.94	0.50
44:75:53:ARG:NH1	44:75:60:THR:HG23	2.26	0.50
50:D5:27:VAL:O	50:D5:87:ASP:HA	2.12	0.50

Continued on next page...

Continued from previous page...

Atom-1	Atom-2	Interatomic distance (Å)	Clash overlap (Å)
1:13:142:G:H2'	1:13:143:A:C8	2.43	0.50
1:13:1160:G:N1	1:13:1177:G:N2	2.60	0.50
2:1E:69:LEU:HD22	2:1E:91:PRO:HG2	1.93	0.50
2:1E:91:PRO:HG3	2:1E:155:LEU:HB2	1.93	0.50
2:1E:215:LEU:O	2:1E:218:ALA:HB3	2.11	0.50
5:4E:76:ILE:HG13	5:4E:93:PRO:HG3	1.93	0.50
15:6I:18:PHE:CE1	15:6I:21:ASP:HB2	2.46	0.50
20:BI:50:GLU:H	20:BI:99:LEU:HD12	1.76	0.50
26:1H:783:A:C8	26:1H:783:A:H3'	2.46	0.50
26:1H:1138:G:H21	38:58:106:MET:HE3	1.76	0.50
26:1H:2577:A:H4'	56:N8:2:ALA:O	2.11	0.50
26:1H:2792:G:C6	26:1H:2805:G:C2	2.99	0.50
26:1H:2897:U:H2'	26:1H:2898:U:H5'	1.93	0.50
32:41:11:TYR:HA	32:41:15:VAL:HB	1.94	0.50
34:18:3:LEU:H	34:18:3:LEU:HD22	1.76	0.50
36:38:50:ARG:HB2	36:38:50:ARG:HH11	1.75	0.50
39:68:90:GLN:O	39:68:91:LEU:HB2	2.12	0.50
40:78:64:LYS:HD2	59:Q8:12:LYS:HB3	1.93	0.50
41:88:139:GLU:O	41:88:140:ALA:HB3	2.11	0.50
43:A8:14:VAL:O	43:A8:18:ILE:HD13	2.10	0.50
43:A8:74:ALA:HB1	43:A8:108:GLY:HA3	1.93	0.50
44:B8:30:VAL:HG23	44:B8:83:ILE:HG23	1.92	0.50
1:1G:20:U:H2'	1:1G:21:G:O4'	2.10	0.50
1:1G:980:C:H3'	1:1G:981:U:C6	2.46	0.50
1:1G:1008:C:H42	1:1G:1021:G:H22	1.59	0.50
1:1G:1208:C:H2'	1:1G:1209:C:H6	1.75	0.50
1:1G:1226:C:N4	13:4A:104:ARG:HD2	2.26	0.50
1:1G:1242:C:O3'	21:1B:10:ARG:NH1	2.45	0.50
15:6A:16:ALA:HB1	15:6A:21:ASP:HB3	1.92	0.50
23:2L:37:U:H2'	23:2L:38:A:O4'	2.12	0.50
23:2L:48:U:H1'	23:2L:49:C:O5'	2.12	0.50
26:14:760:G:O6	63:14:3878:HOH:O	2.18	0.50
26:14:1515:C:H2'	26:14:1516:U:H6	1.76	0.50
26:14:1962:C:O2'	26:14:1964:G:OP2	2.30	0.50
26:14:2320:A:C6	26:14:2333:A:C8	2.99	0.50
32:49:60:LEU:HD12	32:49:90:LEU:HD13	1.93	0.50
35:69:62:LYS:HB2	35:69:133:HIS:NE2	2.25	0.50
40:35:8:PRO:HG2	40:35:13:ASN:ND2	2.24	0.50
1:13:636:U:H2'	1:13:637:G:C8	2.46	0.50
1:13:1079:G:C6	1:13:1080:A:N6	2.79	0.50
1:13:1113:C:H2'	1:13:1114:C:H6	1.76	0.50

Continued on next page...

Continued from previous page...

Atom-1	Atom-2	Interatomic distance (Å)	Clash overlap (Å)
2:1E:180:LEU:O	2:1E:182:ILE:HG13	2.12	0.50
3:2E:131:ARG:CZ	5:4E:50:GLU:HG3	2.42	0.50
7:6E:46:ALA:HB2	7:6E:117:ALA:HB1	1.92	0.50
20:BI:74:LYS:HD2	20:BI:74:LYS:H	1.75	0.50
26:1H:654:A:H2'	26:1H:654(A):A:C8	2.47	0.50
26:1H:722:A:H2'	26:1H:723:G:H8	1.75	0.50
26:1H:994:C:OP1	45:C8:53:ARG:NH2	2.44	0.50
26:1H:1042:G:H1	26:1H:1113:U:H3	1.59	0.50
29:11:14:ARG:HG2	29:11:15:PHE:CE2	2.47	0.50
37:48:132:ARG:HA	37:48:138:VAL:HG23	1.92	0.50
39:68:106:LEU:HD22	39:68:111:PHE:HB2	1.93	0.50
40:78:21:ARG:HD2	63:78:310:HOH:O	2.11	0.50
42:98:101:ALA:HB2	56:N8:44:THR:HB	1.92	0.50
50:H8:10:ARG:HG3	50:H8:36:LYS:HB3	1.94	0.50
50:H8:59:LEU:HD12	50:H8:60:GLU:H	1.77	0.50
57:O8:14:THR:O	57:O8:49:HIS:HA	2.12	0.50
1:1G:536:C:H2'	1:1G:537:G:C8	2.46	0.50
1:1G:677:U:H3	1:1G:713:G:N2	2.08	0.50
1:1G:855:G:OP2	1:1G:871:U:N3	2.37	0.50
1:1G:1087:G:H1	1:1G:1098:C:H42	1.59	0.50
3:22:190:ARG:NH1	3:22:191:THR:O	2.45	0.50
26:14:543:C:N4	26:14:550:G:H1	2.03	0.50
26:14:560:C:C5'	45:85:52:ARG:HH21	2.25	0.50
26:14:900:A:H3'	26:14:901:A:C8	2.43	0.50
26:14:2328:A:H2'	26:14:2329:G:C8	2.47	0.50
32:49:117:PHE:HE1	32:49:120:LEU:HD23	1.77	0.50
40:35:49:ARG:O	59:M5:57:ARG:HG3	2.12	0.50
41:45:136:ALA:HB1	41:45:138:ASP:OD1	2.12	0.50
52:F5:87:PRO:O	52:F5:91:LYS:N	2.42	0.50
56:J5:16:ARG:HG3	56:J5:17:ASP:N	2.25	0.50
1:13:278:G:OP2	17:8I:92:ARG:NH2	2.34	0.50
1:13:640:A:O2'	8:7E:115:SER:HB3	2.12	0.50
1:13:718:G:C4	11:2I:116:HIS:CD2	3.00	0.50
1:13:1177:G:H2'	1:13:1178:G:C4	2.46	0.50
2:1E:214:ILE:HG13	2:1E:215:LEU:N	2.25	0.50
3:2E:134:ILE:HD11	3:2E:153:VAL:HG21	1.93	0.50
9:8E:112:LYS:HD2	9:8E:113:LYS:N	2.26	0.50
14:5I:24:CYS:HB2	14:5I:40:CYS:HB3	1.93	0.50
26:1H:1268:A:OP2	63:1H:3962:HOH:O	2.20	0.50
26:1H:1327:C:OP2	63:1H:3960:HOH:O	2.19	0.50
26:1H:1523:U:H2'	26:1H:1524:G:O4'	2.12	0.50

Continued on next page...

Continued from previous page...

Atom-1	Atom-2	Interatomic distance (Å)	Clash overlap (Å)
30:21:37:ARG:O	30:21:45:THR:HA	2.10	0.50
30:21:54:GLN:O	30:21:55:ASN:HB2	2.12	0.50
32:41:65:GLY:HA2	55:M8:7:PRO:HB2	1.93	0.50
32:41:77:ILE:HG21	32:41:80:PHE:CD2	2.46	0.50
33:51:97:ARG:HB3	33:51:97:ARG:CZ	2.41	0.50
36:38:102:LYS:CE	36:38:103:GLY:H	2.23	0.50
37:48:60:TYR:CE1	37:48:66:THR:HB	2.42	0.50
37:48:82:ALA:HB1	37:48:99:ILE:HD13	1.92	0.50
41:88:110:THR:HG23	41:88:113:GLN:OE1	2.12	0.50
49:G8:85:VAL:O	49:G8:86:ARG:HD3	2.12	0.50
50:H8:109:ALA:N	50:H8:112:ARG:HB2	2.26	0.50
1:1G:428:G:C5	1:1G:430:A:C6	2.99	0.50
1:1G:1125:U:H2'	1:1G:1126:U:C6	2.46	0.50
1:1G:1127:G:HO2'	1:1G:1128:C:H6	1.59	0.50
9:82:71:SER:HA	9:82:74:ILE:HD12	1.93	0.50
26:14:322:A:OP2	31:39:169:ASN:HB2	2.10	0.50
26:14:908:C:OP1	41:45:22:LYS:HD2	2.12	0.50
26:14:2030:A:H2	63:14:3855:HOH:O	1.94	0.50
26:14:2697:G:H2'	26:14:2698:U:O4'	2.12	0.50
30:29:116:VAL:HG11	30:29:138:PRO:HB3	1.93	0.50
31:39:36:VAL:HG11	31:39:183:VAL:HG21	1.93	0.50
31:39:124:LEU:HG	31:39:126:VAL:HG12	1.93	0.50
38:15:59:LYS:HE2	38:15:61:ARG:NH2	2.26	0.50
41:45:91:GLU:HG3	41:45:92:GLY:N	2.25	0.50
43:65:16:ASN:H	43:65:16:ASN:ND2	2.09	0.50
43:65:28:VAL:HG11	43:65:98:VAL:HG13	1.92	0.50
45:85:66:ASN:CB	45:85:76:TYR:HB2	2.41	0.50
4:3E:107:ARG:NH2	4:3E:194:LEU:HD22	2.27	0.50
8:7E:22:GLU:O	8:7E:62:TYR:HA	2.12	0.50
10:1I:35:SER:OG	10:1I:73:ASP:HB2	2.12	0.50
17:8I:65:ILE:HG21	17:8I:69:LYS:HE2	1.93	0.50
22:1K:14:A:N7	22:1K:23:G:C2	2.79	0.50
22:1K:15:G:H22	22:1K:49:C:H42	1.58	0.50
26:1H:536:A:H2'	26:1H:537:C:C6	2.47	0.50
26:1H:664:C:H4'	26:1H:941:A:OP1	2.11	0.50
26:1H:1026:U:H4'	26:1H:1027:A:OP1	2.11	0.50
26:1H:1181:C:O2'	26:1H:1182:A:H5'	2.12	0.50
26:1H:1206:G:C6	26:1H:1207:C:C4	2.99	0.50
26:1H:2024:G:O6	63:1H:3916:HOH:O	2.14	0.50
26:1H:2299:G:O6	63:1H:3959:HOH:O	2.19	0.50
26:1H:2314:C:H2'	26:1H:2315:G:H8	1.77	0.50

Continued on next page...

Continued from previous page...

Atom-1	Atom-2	Interatomic distance (Å)	Clash overlap (Å)
26:1H:2689:U:P	26:1H:2719:G:H22	2.34	0.50
32:41:107:LEU:HD11	32:41:178:PHE:CD1	2.46	0.50
36:38:4:LYS:H	36:38:4:LYS:HD3	1.77	0.50
37:48:128:ALA:HA	37:48:131:ALA:HB3	1.94	0.50
42:98:12:ARG:HD3	42:98:16:HIS:CD2	2.47	0.50
42:98:32:GLY:HA2	42:98:116:LEU:CD1	2.42	0.50
1:1G:142:G:H2'	1:1G:143:A:C8	2.47	0.50
1:1G:1051:C:H2'	1:1G:1052:U:C6	2.47	0.50
3:22:117:ALA:HB2	3:22:200:ALA:HB2	1.93	0.50
4:32:191:ARG:O	4:32:191:ARG:HD3	2.12	0.50
8:72:109:ILE:HG22	8:72:137:VAL:HB	1.92	0.50
10:1A:28:ARG:CZ	10:1A:34:VAL:HB	2.42	0.50
18:9A:32:ARG:HA	18:9A:69:THR:HG21	1.94	0.50
23:2L:2:G:H2'	23:2L:3:C:C6	2.47	0.50
26:14:278:A:H8	26:14:278:A:O5'	1.95	0.50
26:14:1432:C:H2'	26:14:1433:U:O4'	2.09	0.50
26:14:1701:A:H5''	26:14:1702:G:OP2	2.12	0.50
26:14:2062:A:OP1	63:14:3880:HOH:O	2.19	0.50
26:14:2074:U:P	63:14:3804:HOH:O	2.69	0.50
26:14:2611:U:OP1	63:14:3884:HOH:O	2.19	0.50
26:14:2689:U:H4'	26:14:2690:C:H5'	1.94	0.50
29:19:43:ARG:HD2	29:19:43:ARG:N	2.27	0.50
32:49:44:GLY:HA2	32:49:88:ILE:HD11	1.94	0.50
44:75:3:ARG:HG2	44:75:6:LEU:HB2	1.94	0.50
50:D5:40:ASP:HB3	50:D5:43:GLU:HG3	1.93	0.50
50:D5:152:ALA:HB3	50:D5:167:PRO:HA	1.94	0.50
1:13:280:C:H4'	1:13:281:G:OP2	2.11	0.50
1:13:413:G:N2	1:13:428:G:H1'	2.26	0.50
1:13:952:U:O4	13:4I:104:ARG:HD3	2.12	0.50
4:3E:155:LEU:O	4:3E:158:ILE:N	2.34	0.50
9:8E:125:TYR:HD1	9:8E:126:SER:H	1.60	0.50
11:2I:24:SER:C	11:2I:26:ASN:H	2.14	0.50
17:8I:14:LYS:N	17:8I:14:LYS:HD2	2.27	0.50
22:1K:67:C:H2'	22:1K:68:G:O4'	2.12	0.50
24:3K:8:U:O2	24:3K:13:C:N4	2.45	0.50
26:1H:322:A:P	31:31:168:ARG:HH21	2.34	0.50
26:1H:390:A:OP2	52:J8:26:ARG:NH2	2.45	0.50
26:1H:1169:G:H1	26:1H:1180:C:H42	1.59	0.50
26:1H:2345:G:N3	26:1H:2381:C:H2'	2.27	0.50
26:1H:2636:U:H2'	26:1H:2637:U:C6	2.47	0.50
36:38:39:ALA:HB3	36:38:96:PHE:CE2	2.47	0.50

Continued on next page...

Continued from previous page...

Atom-1	Atom-2	Interatomic distance (Å)	Clash overlap (Å)
1:1G:278:G:N7	17:8A:92:ARG:NH2	2.60	0.50
3:22:47:LEU:HD21	3:22:70:VAL:HG22	1.93	0.50
5:42:41:VAL:O	5:42:67:VAL:HG12	2.12	0.50
9:82:29:ASN:HB2	9:82:65:VAL:HG12	1.94	0.50
10:1A:38:ILE:HB	10:1A:71:LEU:HB3	1.94	0.50
17:8A:45:HIS:O	17:8A:73:VAL:HG12	2.11	0.50
26:14:2068:U:N3	26:14:2430:A:H2	2.08	0.50
26:14:2343:C:O2'	26:14:2373:G:O2'	2.06	0.50
26:14:2693:A:H2'	26:14:2694:G:C8	2.45	0.50
27:1J:70:C:H2'	27:1J:71:C:C6	2.43	0.50
29:19:77:ALA:HB2	29:19:97:TYR:CG	2.47	0.50
32:49:53:LEU:HD22	32:49:87:PRO:HB2	1.94	0.50
51:E5:80:HIS:HB3	51:E5:82:ARG:HH21	1.76	0.50
1:13:200:G:H1	1:13:217:C:N4	2.03	0.50
1:13:645:C:H5''	63:13:2218:HOH:O	2.12	0.50
4:3E:108:LEU:HD23	4:3E:110:PHE:CE1	2.46	0.50
19:AI:40:ILE:HG21	19:AI:66:MET:O	2.11	0.50
20:BI:14:LYS:HA	20:BI:17:ARG:HE	1.76	0.50
26:1H:529:A:H4'	26:1H:530:G:H5'	1.94	0.50
26:1H:1101:U:H2'	26:1H:1102:C:H6	1.75	0.50
26:1H:2001:A:H2'	26:1H:2002:G:C8	2.47	0.50
27:16:71:C:C2	27:16:72:G:C8	3.00	0.50
27:16:94:C:H2'	27:16:95:U:H6	1.77	0.50
36:38:16:ASN:O	36:38:22:GLY:HA2	2.12	0.50
1:1G:373:A:N3	1:1G:374:A:C8	2.80	0.50
1:1G:592:G:H1	1:1G:647:C:H42	1.58	0.50
1:1G:717:C:H6	1:1G:717:C:H5''	1.77	0.50
1:1G:992:U:H4'	63:1G:1955:HOH:O	2.11	0.50
12:3A:70:ILE:HG21	12:3A:75:HIS:HD2	1.77	0.50
13:4A:86:CYS:O	13:4A:89:GLY:N	2.32	0.50
22:1L:14:A:O2'	22:1L:15:G:C8	2.64	0.50
26:14:55:G:H2'	26:14:56:A:H8	1.77	0.50
26:14:666:G:H5''	40:35:47:ASP:O	2.12	0.50
26:14:958:U:O2	27:1J:89(A):A:O2'	2.21	0.50
26:14:993:G:N3	46:95:89:GLN:NE2	2.41	0.50
26:14:2702:U:H6	26:14:2702:U:OP1	1.95	0.50
30:29:147:PRO:HB2	30:29:149:ARG:HG3	1.94	0.50
31:39:65:TRP:CZ3	31:39:72:ARG:HB3	2.46	0.50
40:35:95:VAL:HG13	40:35:96:THR:N	2.27	0.50
51:E5:50:ASN:O	51:E5:62:LEU:HB2	2.11	0.50
52:F5:92:LYS:HA	52:F5:95:LEU:HD22	1.94	0.50

Continued on next page...

Continued from previous page...

Atom-1	Atom-2	Interatomic distance (Å)	Clash overlap (Å)
2:1E:82:ARG:HG3	2:1E:92:TYR:CZ	2.47	0.49
9:8E:10:ARG:HG3	9:8E:75:ASP:HB3	1.94	0.49
12:3I:84:LEU:HB2	12:3I:105:TYR:CE2	2.47	0.49
24:3K:8:U:O5'	24:3K:50:G:H5'	2.12	0.49
26:1H:46:C:OP2	26:1H:215:G:H2'	2.11	0.49
26:1H:297:C:H5''	49:G8:86:ARG:CG	2.41	0.49
26:1H:713:G:H2'	26:1H:714:U:C6	2.47	0.49
26:1H:1045:A:C2	26:1H:1111:A:C5	3.00	0.49
26:1H:1366:A:H2'	26:1H:1367:A:H5'	1.94	0.49
26:1H:1639:U:O2'	26:1H:1640:C:H5'	2.11	0.49
26:1H:1796:U:H2'	26:1H:1797:C:C6	2.47	0.49
26:1H:2038:G:H2'	26:1H:2039:C:C6	2.47	0.49
30:21:65:GLY:HA2	30:21:70:ALA:CB	2.41	0.49
36:38:29:TYR:HB3	36:38:31:GLY:H	1.76	0.49
38:58:45:ASN:OD1	38:58:46:VAL:HG23	2.12	0.49
40:78:64:LYS:HA	59:Q8:13:ARG:HB3	1.94	0.49
41:88:109:VAL:HG12	41:88:110:THR:O	2.11	0.49
48:F8:65:ARG:O	48:F8:66:LEU:HD12	2.12	0.49
1:1G:861:G:N2	1:1G:872:A:H2	2.10	0.49
1:1G:1338:G:C6	1:1G:1339:A:C6	3.00	0.49
2:12:114:ARG:O	2:12:118:LEU:HG	2.12	0.49
4:32:32:ALA:HA	4:32:35:ARG:HB3	1.93	0.49
13:4A:8:GLU:CG	13:4A:9:ILE:H	2.25	0.49
17:8A:88:TYR:CE1	17:8A:92:ARG:HD2	2.47	0.49
22:1L:65:C:H2'	22:1L:66:C:C6	2.47	0.49
26:14:11:G:H2'	26:14:12:U:C6	2.47	0.49
26:14:580:C:H2'	26:14:581:C:C6	2.47	0.49
26:14:748:G:O6	47:A5:90:ARG:NH1	2.45	0.49
26:14:2582:G:OP2	63:14:3727:HOH:O	2.19	0.49
26:14:2712:U:H1'	26:14:2712(A):A:C8	2.47	0.49
26:14:2807:G:H22	26:14:2892:A:H62	1.58	0.49
30:29:14:ILE:HD11	30:29:173:VAL:HG11	1.93	0.49
31:39:167:ALA:HB1	31:39:173:VAL:HG11	1.94	0.49
33:59:24:VAL:HG11	33:59:72:ILE:HD13	1.94	0.49
33:59:26:VAL:HG13	33:59:27:LYS:H	1.76	0.49
33:59:75:ALA:O	33:59:79:VAL:HG22	2.12	0.49
35:69:110:ASP:H	35:69:130:TYR:HH	1.57	0.49
40:35:3:LEU:H	40:35:3:LEU:HD12	1.76	0.49
46:95:18:LEU:O	46:95:96:ILE:HG12	2.12	0.49
1:13:160:A:C5	1:13:344:A:N7	2.79	0.49
1:13:431:A:H2'	1:13:432:A:O4'	2.12	0.49

Continued on next page...

Continued from previous page...

Atom-1	Atom-2	Interatomic distance (Å)	Clash overlap (Å)
1:13:584:G:C5'	17:8I:91:ARG:HH21	2.25	0.49
1:13:945:G:C2	1:13:946:A:C8	3.00	0.49
1:13:1028(A):C:H42	1:13:1032(A):G:H1	1.60	0.49
1:13:1118:C:P	9:8E:104:ARG:HH11	2.35	0.49
1:13:1174:G:H2'	1:13:1175:G:C8	2.46	0.49
7:6E:18:TYR:CG	7:6E:59:LEU:HD12	2.47	0.49
8:7E:106:GLY:O	8:7E:122:ARG:NH2	2.31	0.49
13:4I:23:TYR:HB3	13:4I:67:GLU:HB2	1.93	0.49
16:7I:49:LEU:HD12	16:7I:50:LYS:H	1.77	0.49
17:8I:88:TYR:CD1	17:8I:89:LEU:HD22	2.45	0.49
23:2K:16:C:H2'	23:2K:17:C:C5	2.47	0.49
26:1H:2751:G:O5'	26:1H:2751:G:C8	2.65	0.49
29:11:68:LYS:HB3	29:11:70:TRP:CE3	2.47	0.49
33:51:86:GLU:HG3	33:51:87:LEU:H	1.78	0.49
37:48:101:TRP:CD1	37:48:101:TRP:N	2.79	0.49
40:78:68:GLN:HG2	59:Q8:12:LYS:HD3	1.93	0.49
46:D8:21:ARG:HG2	46:D8:91:TYR:CE2	2.47	0.49
50:H8:7:ALA:HB2	50:H8:59:LEU:HD13	1.92	0.49
50:H8:126:VAL:HG12	50:H8:163:LEU:HA	1.94	0.49
53:K8:15:LYS:HD3	53:K8:67:LYS:NZ	2.27	0.49
1:1G:410:G:N1	1:1G:429:U:O2	2.44	0.49
3:22:149:ALA:HA	3:22:201:TYR:O	2.12	0.49
4:32:13:ARG:C	4:32:15:GLU:H	2.16	0.49
26:14:221:A:N6	26:14:265:A:C8	2.80	0.49
26:14:483:A:O3'	49:C5:49:VAL:HG23	2.12	0.49
26:14:567:A:OP2	40:35:29:LYS:NZ	2.42	0.49
26:14:994:C:OP1	45:85:53:ARG:NH2	2.45	0.49
27:1J:116:G:H5''	43:65:55:ALA:HB2	1.93	0.49
33:59:88:LEU:H	33:59:88:LEU:HD12	1.75	0.49
43:65:53:SER:O	43:65:54:LEU:HD23	2.12	0.49
48:B5:26:TYR:HE2	48:B5:83:VAL:HG11	1.76	0.49
1:13:247:G:C2	1:13:248:C:C6	3.00	0.49
1:13:757:U:OP1	1:13:822:C:O2'	2.27	0.49
1:13:1133:G:H2'	1:13:1134:G:H8	1.74	0.49
4:3E:108:LEU:HB3	4:3E:110:PHE:CD1	2.47	0.49
10:1I:48:THR:CA	10:1I:62:HIS:HB3	2.39	0.49
26:1H:1050:A:N7	33:51:3:ARG:NH1	2.60	0.49
26:1H:1051:G:OP2	26:1H:1051:G:H8	1.95	0.49
26:1H:1466:G:H2'	26:1H:1547:C:N4	2.27	0.49
26:1H:2098:U:H2'	26:1H:2099:U:O4'	2.12	0.49
26:1H:2209:C:O2	26:1H:2216:G:C2	2.65	0.49

Continued on next page...

Continued from previous page...

Atom-1	Atom-2	Interatomic distance (Å)	Clash overlap (Å)
27:16:43:C:P	32:41:67:LYS:HZ1	2.35	0.49
27:16:78:A:H2'	27:16:79:C:O4'	2.12	0.49
28:71:14:VAL:HG23	28:71:221:SER:HB3	1.93	0.49
28:71:27:HIS:CG	28:71:182:PRO:HB2	2.47	0.49
32:41:67:LYS:HE2	55:M8:6:HIS:CE1	2.48	0.49
40:78:113:LYS:HA	40:78:129:ALA:O	2.12	0.49
53:K8:42:GLY:O	53:K8:44:LEU:N	2.45	0.49
1:1G:108:G:P	1:1G:326:G:H22	2.35	0.49
1:1G:115:G:H4'	1:1G:116:A:O5'	2.12	0.49
1:1G:407:G:O2'	4:32:116:GLN:HG3	2.12	0.49
1:1G:646:U:H2'	1:1G:647:C:C6	2.47	0.49
1:1G:714:G:H2'	1:1G:715:A:C8	2.47	0.49
1:1G:980:C:H5'	1:1G:981:U:C5	2.48	0.49
1:1G:1227:A:P	13:4A:111:LYS:HZ3	2.35	0.49
2:12:42:ILE:HG13	2:12:43:ASP:N	2.27	0.49
5:42:60:TYR:O	5:42:64:ARG:HG2	2.12	0.49
6:52:17:SER:O	6:52:21:LEU:HB2	2.13	0.49
26:14:329:G:O6	49:C5:19:LYS:HB3	2.12	0.49
26:14:579:G:H2'	26:14:580:C:H6	1.76	0.49
26:14:579:G:H2'	26:14:580:C:C6	2.46	0.49
26:14:603:A:H8	26:14:604:G:H1'	1.77	0.49
26:14:1268:A:H2'	26:14:1269:A:O4'	2.11	0.49
26:14:1384:A:N3	26:14:1405:U:H1'	2.27	0.49
26:14:1717:G:H1	26:14:1742:C:H42	1.61	0.49
26:14:1858:G:O6	63:14:3857:HOH:O	2.15	0.49
26:14:2151:G:H2'	26:14:2152:G:O4'	2.13	0.49
31:39:185:ASP:CG	31:39:188:ARG:HH21	2.14	0.49
39:25:113:LYS:NZ	63:25:301:HOH:O	2.44	0.49
40:35:126:VAL:HA	40:35:145:PRO:HG2	1.95	0.49
44:75:61:PHE:CE1	44:75:76:PHE:HB2	2.47	0.49
50:D5:44:PHE:O	50:D5:48:PHE:N	2.42	0.49
1:13:73:G:H2'	1:13:74:C:C6	2.47	0.49
1:13:429:U:O3'	4:3E:22:LYS:HE3	2.12	0.49
1:13:626:U:H2'	1:13:627:G:H8	1.76	0.49
1:13:626:U:H2'	1:13:627:G:C8	2.48	0.49
1:13:767:A:H2'	1:13:768:A:O4'	2.13	0.49
1:13:1335:C:H1'	63:13:1928:HOH:O	2.10	0.49
2:1E:97:TRP:HH2	2:1E:176:GLU:HG3	1.77	0.49
18:9I:58:LEU:HD23	18:9I:62:GLU:HB3	1.94	0.49
23:2K:20:G:H4'	23:2K:21:U:OP1	2.13	0.49
26:1H:226:G:H21	26:1H:228:A:H2	1.61	0.49

Continued on next page...

Continued from previous page...

Atom-1	Atom-2	Interatomic distance (Å)	Clash overlap (Å)
26:1H:1442:G:C2	26:1H:1550:C:O2	2.66	0.49
35:61:3:VAL:HG12	35:61:38:LEU:HA	1.94	0.49
35:61:47:LEU:O	35:61:51:ILE:HG13	2.12	0.49
36:38:16:ASN:N	36:38:19:ARG:HB3	2.28	0.49
36:38:45:LYS:O	36:38:46:GLN:HG2	2.11	0.49
41:88:51:ARG:O	41:88:55:VAL:HG13	2.13	0.49
50:H8:120:ILE:HB	50:H8:171:ILE:HA	1.94	0.49
55:M8:23:GLU:O	55:M8:25:TYR:N	2.38	0.49
58:P8:24:THR:HG23	58:P8:27:GLY:H	1.77	0.49
1:1G:87:A:H4'	1:1G:88:C:OP1	2.10	0.49
12:3A:104:VAL:O	12:3A:105:TYR:O	2.29	0.49
15:6A:33:THR:HG21	15:6A:85:LEU:HD22	1.95	0.49
26:14:1069:A:C8	26:14:1073:A:C5	3.01	0.49
26:14:2027:G:H2'	26:14:2028:U:O4'	2.13	0.49
26:14:2148:G:H2'	26:14:2149:G:C8	2.43	0.49
26:14:2377:A:H2'	26:14:2378:A:C8	2.47	0.49
26:14:2489:G:C6	26:14:2490:G:C6	3.01	0.49
26:14:2748:A:H2'	26:14:2749:A:H8	1.78	0.49
27:1J:11:C:H3'	27:1J:12:C:H6	1.77	0.49
30:29:61:ARG:HA	30:29:63:LEU:HD22	1.95	0.49
31:39:165:ARG:HB3	31:39:165:ARG:HH11	1.77	0.49
46:95:21:ARG:NH2	46:95:65:GLY:O	2.45	0.49
51:E5:72:ARG:HH21	51:E5:75:LEU:CD1	2.26	0.49
58:L5:26:GLY:O	58:L5:30:VAL:HG23	2.12	0.49
1:13:223:U:H2'	1:13:224:C:H6	1.77	0.49
1:13:674:G:H2'	1:13:675:A:C8	2.47	0.49
1:13:881:G:P	12:3I:12:ARG:HH22	2.36	0.49
1:13:976:G:OP1	14:5I:32:SER:N	2.38	0.49
17:8I:100:LYS:CB	17:8I:101:ARG:HE	2.26	0.49
20:BI:82:SER:OG	20:BI:86:ARG:HD2	2.12	0.49
26:1H:412:A:H3'	26:1H:413:C:H6	1.76	0.49
26:1H:547:A:H2'	26:1H:548:A:N7	2.27	0.49
26:1H:654(Q):C:O2'	26:1H:654(R):C:OP1	2.27	0.49
26:1H:973:A:O4'	26:1H:1188:U:C6	2.65	0.49
26:1H:1580:A:H5'	26:1H:1581:G:OP2	2.11	0.49
26:1H:1630(A):C:H2'	63:1H:3787:HOH:O	2.12	0.49
26:1H:1845:G:N7	63:1H:4105:HOH:O	2.35	0.49
26:1H:1932:A:OP2	63:1H:3964:HOH:O	2.20	0.49
26:1H:2298:A:H62	26:1H:2318:G:H8	1.59	0.49
26:1H:2438:U:O3'	26:1H:2439:A:H3'	2.13	0.49
29:11:35:LYS:NZ	29:11:35:LYS:HB3	2.21	0.49

Continued on next page...

Continued from previous page...

Atom-1	Atom-2	Interatomic distance (Å)	Clash overlap (Å)
29:11:233:HIS:HA	63:11:405:HOH:O	2.12	0.49
37:48:54:PRO:HD2	37:48:72:PRO:HB3	1.93	0.49
38:58:55:VAL:HB	38:58:126:PRO:HA	1.93	0.49
39:68:68:GLU:CD	39:68:68:GLU:H	2.16	0.49
45:C8:108:GLU:OE1	45:C8:112:ARG:NH1	2.46	0.49
50:H8:53:ILE:HG22	50:H8:71:VAL:HG13	1.94	0.49
1:1G:191(F):U:H2'	1:1G:191:G:H8	1.78	0.49
1:1G:345:C:H5'	1:1G:346:G:C5	2.47	0.49
1:1G:1216:G:H2'	1:1G:1217:C:C6	2.47	0.49
5:42:68:GLU:HG3	5:42:68:GLU:O	2.12	0.49
13:4A:40:ASN:HD22	13:4A:43:THR:HB	1.77	0.49
17:8A:66:SER:OG	17:8A:67:LYS:O	2.30	0.49
24:3L:52:A:N6	24:3L:64:U:H3	2.11	0.49
24:3L:57:C:C6	26:14:2169:A:H1'	2.47	0.49
26:14:68:G:H2'	26:14:69:C:C6	2.46	0.49
26:14:831:G:N2	40:35:53:GLY:O	2.45	0.49
26:14:1027:A:C2	26:14:2488:A:H5'	2.47	0.49
26:14:1794:U:O2'	26:14:1795:C:H5'	2.13	0.49
26:14:1938:A:OP2	63:14:3888:HOH:O	2.20	0.49
26:14:2698:U:H2'	26:14:2699:C:C6	2.48	0.49
29:19:268:ARG:HG2	29:19:268:ARG:O	2.12	0.49
32:49:66:GLN:HE21	32:49:94:LEU:HD23	1.76	0.49
48:B5:12:VAL:HG22	48:B5:27:THR:HB	1.94	0.49
53:G5:25:VAL:HG12	53:G5:60:LEU:HD23	1.93	0.49
58:L5:31:LEU:HD22	58:L5:42:LEU:HD13	1.94	0.49
1:13:46:G:H2'	1:13:366:C:H5	1.77	0.49
1:13:186:C:H2'	1:13:186(A):C:C6	2.48	0.49
1:13:503:C:O2	1:13:542:G:N2	2.38	0.49
1:13:1201:A:H5'	63:13:2010:HOH:O	2.12	0.49
17:8I:76:LEU:HD11	17:8I:79:SER:HB3	1.94	0.49
26:1H:729:G:C4	26:1H:1775:U:O2	2.66	0.49
26:1H:1448:G:H1'	26:1H:1528:A:H62	1.77	0.49
26:1H:1907:G:H2'	26:1H:1908:C:C6	2.47	0.49
26:1H:2510:C:H2'	26:1H:2511:U:H6	1.77	0.49
27:16:95:U:H2'	27:16:96:G:H8	1.76	0.49
31:31:20:LEU:HD12	31:31:21:ALA:H	1.78	0.49
32:41:41:GLN:NE2	32:41:154:GLY:O	2.41	0.49
56:N8:2:ALA:O	56:N8:3:LYS:HD2	2.12	0.49
1:1G:193:C:H2'	1:1G:194:C:H6	1.78	0.49
1:1G:804:U:H5''	1:1G:805:C:OP2	2.12	0.49
1:1G:1095:U:H5''	1:1G:1109:C:O2	2.12	0.49

Continued on next page...

Continued from previous page...

Atom-1	Atom-2	Interatomic distance (Å)	Clash overlap (Å)
26:14:335:C:H2'	26:14:336:C:H6	1.76	0.49
26:14:817:C:H5	63:14:4755:HOH:O	1.95	0.49
26:14:1198:U:H2'	26:14:1199:U:C6	2.47	0.49
26:14:1310:G:OP2	58:L5:9:ARG:NE	2.35	0.49
26:14:1914:C:H2'	26:14:1915:U:O4'	2.12	0.49
26:14:2114:A:H5''	26:14:2117:A:H5'	1.94	0.49
26:14:2785:C:H2'	26:14:2786:U:O4'	2.12	0.49
47:A5:65:LEU:HD13	47:A5:68:ARG:HD3	1.93	0.49
48:B5:83:VAL:HG22	48:B5:87:GLN:HB2	1.95	0.49
51:E5:21:LEU:HD21	51:E5:41:ARG:HH12	1.76	0.49
1:13:11:G:C5	1:13:12:U:C5	3.00	0.49
1:13:618:C:H5''	1:13:619:U:H5''	1.95	0.49
1:13:1112:C:O2	3:2E:179:ARG:HG3	2.13	0.49
1:13:1234:C:H2'	1:13:1235:U:C6	2.47	0.49
1:13:1466:C:OP2	63:13:1962:HOH:O	2.20	0.49
4:3E:173:TRP:HB3	4:3E:187:ARG:NH1	2.28	0.49
5:4E:42:GLY:HA2	5:4E:65:ASN:O	2.12	0.49
22:1K:22:A:C6	22:1K:47:7MG:C6	3.01	0.49
26:1H:723:G:H2'	26:1H:724:U:O4'	2.13	0.49
26:1H:1265:A:H8	26:1H:1265:A:OP1	1.95	0.49
26:1H:1557:C:OP2	26:1H:1558:A:O2'	2.23	0.49
26:1H:1786:A:C2	26:1H:2606:C:H1'	2.43	0.49
26:1H:2579:C:H2'	26:1H:2580:U:O4'	2.13	0.49
28:71:190:ARG:HG2	28:71:194:ARG:NH2	2.28	0.49
30:21:49:LEU:HD21	30:21:91:VAL:HG21	1.94	0.49
36:38:87:VAL:O	36:38:87:VAL:HG13	2.13	0.49
46:D8:44:LYS:C	46:D8:46:VAL:H	2.16	0.49
51:I8:10:THR:HG23	51:I8:10:THR:O	2.11	0.49
53:K8:16:LEU:O	53:K8:16:LEU:HD23	2.13	0.49
1:1G:1247:U:H2'	1:1G:1248:A:O4'	2.13	0.49
2:12:69:LEU:HB3	2:12:162:ILE:HG22	1.95	0.49
9:82:5:TYR:HA	9:82:17:VAL:O	2.11	0.49
10:1A:50:ILE:HA	10:1A:60:ARG:HB3	1.94	0.49
17:8A:83:ASP:OD1	17:8A:84:LEU:N	2.46	0.49
19:AA:58:VAL:HG22	19:AA:60:VAL:HG13	1.95	0.49
22:1L:33:RSP:S2	22:1L:33:RSP:H2'	2.52	0.49
26:14:510:C:H2'	26:14:511:U:O4'	2.13	0.49
26:14:1251:C:H5	63:14:4270:HOH:O	1.95	0.49
26:14:1414:G:H1	26:14:1588:C:H42	1.60	0.49
26:14:2130:U:HO2'	26:14:2158:A:N6	2.11	0.49
28:79:29:VAL:CG1	28:79:185:LEU:HD13	2.42	0.49

Continued on next page...

Continued from previous page...

Atom-1	Atom-2	Interatomic distance (Å)	Clash overlap (Å)
31:39:18:ARG:NH2	31:39:20:LEU:HB2	2.28	0.49
46:95:22:VAL:HG22	46:95:23:GLU:H	1.76	0.49
46:95:37:VAL:HG23	46:95:38:LEU:HD13	1.93	0.49
1:13:113:G:H2'	1:13:114:U:C6	2.48	0.49
1:13:719:C:O2'	18:9I:49:LYS:HB3	2.12	0.49
1:13:1053:G:N7	1:13:1199:U:H3'	2.28	0.49
8:7E:58:TYR:O	8:7E:59:LEU:HD23	2.13	0.49
8:7E:86:ILE:HG21	8:7E:133:LEU:HD22	1.93	0.49
9:8E:10:ARG:NH2	9:8E:105:ASP:OD2	2.45	0.49
10:1I:6:ILE:HG22	10:1I:98:ILE:HG23	1.95	0.49
11:2I:21:ILE:HD13	11:2I:94:ALA:HB1	1.94	0.49
26:1H:479:A:H4'	26:1H:480:A:OP1	2.13	0.49
26:1H:805:G:OP2	40:78:41:ARG:HG2	2.12	0.49
26:1H:1855:G:H1	26:1H:1887:C:H42	1.59	0.49
26:1H:2065:C:H2'	26:1H:2066:C:C6	2.48	0.49
29:11:48:ARG:O	29:11:50:THR:HG23	2.13	0.49
31:31:34:TRP:HD1	40:78:6:LEU:HB3	1.78	0.49
36:38:26:LEU:HB3	36:38:112:LEU:HB3	1.93	0.49
37:48:83:GLY:H	37:48:99:ILE:CG2	2.25	0.49
39:68:59:LYS:NZ	39:68:89:ASN:OD1	2.33	0.49
41:88:67:ARG:NH1	41:88:105:GLU:OE1	2.39	0.49
50:H8:10:ARG:NE	50:H8:37:VAL:O	2.43	0.49
1:1G:32:A:C2	1:1G:33:A:C4	3.01	0.49
1:1G:420:U:O2'	1:1G:423:G:O6	2.18	0.49
1:1G:1295:G:HO2'	13:4A:14:ARG:NH1	2.09	0.49
22:1L:26:U:H2'	22:1L:27:A:H8	1.78	0.49
24:3L:9:A:H5'	24:3L:11:C:OP2	2.13	0.49
26:14:270(L):U:O2	35:69:50:ARG:HD3	2.13	0.49
26:14:435:C:N3	63:14:4030:HOH:O	2.35	0.49
26:14:2262:U:OP2	51:E5:19:LYS:HD3	2.12	0.49
27:1J:48:A:O2'	43:65:95:HIS:HE1	1.95	0.49
32:49:75:LYS:HZ1	32:49:77:ILE:HD11	1.77	0.49
46:95:51:VAL:HG12	46:95:52:VAL:N	2.27	0.49
1:13:377:G:H5'	16:7I:5:ARG:HH12	1.78	0.49
1:13:390:C:O2'	16:7I:28:ARG:NH2	2.44	0.49
1:13:724:G:C2	1:13:725:G:C8	3.00	0.49
2:1E:209:ARG:NH1	2:1E:239:VAL:HG22	2.27	0.49
7:6E:61:VAL:HG12	7:6E:124:LEU:HD22	1.93	0.49
7:6E:62:PHE:HD1	7:6E:124:LEU:HD11	1.77	0.49
12:3I:24:VAL:HB	12:3I:27:LEU:HD12	1.95	0.49
13:4I:49:THR:HG22	13:4I:51:ALA:H	1.78	0.49

Continued on next page...

Continued from previous page...

Atom-1	Atom-2	Interatomic distance (Å)	Clash overlap (Å)
26:1H:2016:U:O2	56:N8:7:PRO:HG2	2.11	0.49
26:1H:2275:C:H5'	26:1H:2275:C:C6	2.45	0.49
26:1H:2691:C:H42	26:1H:2718:G:H1	1.60	0.49
63:1H:4103:HOH:O	41:88:23:GLY:HA2	2.12	0.49
30:21:103:ASP:OD1	30:21:201:THR:HG23	2.12	0.49
32:41:84:LYS:O	32:41:84:LYS:HD3	2.13	0.49
40:78:122:PRO:HA	40:78:142:GLY:HA3	1.94	0.49
53:K8:14:ARG:HG2	53:K8:63:VAL:HG13	1.94	0.49
1:1G:34:C:H2'	1:1G:35:G:C8	2.48	0.49
1:1G:91:C:H3'	1:1G:92:G:H8	1.76	0.49
1:1G:141:A:H1'	1:1G:182:U:O2	2.13	0.49
1:1G:792:A:H4'	1:1G:793:U:O5'	2.11	0.49
1:1G:1126:U:N3	1:1G:1281:U:O4'	2.46	0.49
7:62:129:GLU:OE2	7:62:131:LYS:NZ	2.46	0.49
9:82:24:GLY:O	9:82:26:VAL:HG23	2.13	0.49
10:1A:21:GLN:O	10:1A:21:GLN:HG2	2.12	0.49
13:4A:32:GLU:O	13:4A:36:LYS:N	2.40	0.49
20:BA:97:ALA:HB3	20:BA:99:LEU:HD11	1.95	0.49
24:3L:2:C:H2'	24:3L:3:A:C8	2.48	0.49
26:14:468:G:N7	58:L5:39:ARG:NH2	2.61	0.49
26:14:911:A:C5	41:45:9:TYR:CD2	3.01	0.49
30:29:32:PRO:O	30:29:34:VAL:HG23	2.13	0.49
35:69:45:LYS:HA	35:69:48:GLU:HB3	1.93	0.49
35:69:127:VAL:HA	35:69:138:ILE:O	2.12	0.49
40:35:122:PRO:CA	40:35:141:ALA:HB1	2.43	0.49
40:35:128:HIS:HA	40:35:147:LEU:HB3	1.95	0.49
41:45:3:MET:HB2	41:45:93:TYR:CD2	2.47	0.49
43:65:67:ARG:HB2	43:65:67:ARG:HH11	1.78	0.49
44:75:3:ARG:HG2	44:75:6:LEU:H	1.78	0.49
45:85:95:LEU:HD13	46:95:4:ILE:HG23	1.95	0.49
1:13:339:C:OP2	39:68:97:ARG:NH1	2.38	0.49
5:4E:151:LEU:HD21	8:7E:77:GLU:OE2	2.13	0.49
15:6I:14:GLU:HG3	15:6I:15:PHE:CD2	2.48	0.49
24:3K:18:G:H21	24:3K:59:A:H5'	1.78	0.49
26:1H:276:A:C8	26:1H:278:A:N1	2.81	0.49
26:1H:654(B):C:H2'	26:1H:654(C):G:O4'	2.13	0.49
32:41:83:ARG:H	32:41:86:MET:HE2	1.78	0.49
36:38:11:ALA:HA	36:38:58:LEU:HD22	1.94	0.49
49:G8:89:PHE:CE1	49:G8:91:GLU:HB3	2.48	0.49
50:H8:117:LEU:HD12	50:H8:118:GLN:N	2.28	0.49
1:1G:49:U:C2	1:1G:361:G:N2	2.81	0.49

Continued on next page...

Continued from previous page...

Atom-1	Atom-2	Interatomic distance (Å)	Clash overlap (Å)
1:1G:574:A:P	63:1G:1861:HOH:O	2.70	0.49
1:1G:986:A:H1'	19:AA:55:LYS:HA	1.94	0.49
1:1G:1260:C:H3'	1:1G:1260:C:H6	1.78	0.49
1:1G:1490:C:H2'	1:1G:1491:G:O4'	2.13	0.49
10:1A:54:PHE:CE1	10:1A:55:LYS:HE3	2.48	0.49
26:14:289:A:H3'	26:14:290:G:H8	1.77	0.49
26:14:952:G:C6	26:14:966:G:C6	3.01	0.49
26:14:2143:C:H42	26:14:2148:G:H1	1.60	0.49
26:14:2649:U:H3	26:14:2671:A:H61	1.59	0.49
26:14:2788:C:P	30:29:61:ARG:HH12	2.36	0.49
28:79:181:PRO:HD2	28:79:184:LYS:HD2	1.95	0.49
28:79:183:GLU:H	28:79:183:GLU:HG2	1.39	0.49
29:19:132:PRO:HG3	29:19:190:TYR:CE1	2.47	0.49
30:29:13:ARG:HA	30:29:21:VAL:O	2.13	0.49
44:75:54:ARG:HA	44:75:59:THR:HB	1.95	0.49
46:95:61:VAL:HG12	46:95:63:GLY:H	1.78	0.49
51:E5:11:ARG:O	51:E5:14:ARG:NH2	2.45	0.49
1:13:1132:C:H2'	1:13:1133:G:C8	2.42	0.48
1:13:1317:C:H5''	1:13:1318:A:OP2	2.13	0.48
1:13:1455:G:H5''	20:BI:31:SER:HB2	1.95	0.48
4:3E:36:ARG:O	4:3E:38:TYR:N	2.45	0.48
6:5E:3:ARG:HD3	6:5E:38:GLU:OE1	2.13	0.48
12:3I:10:LEU:HB3	17:8I:32:TYR:CD2	2.48	0.48
24:3K:3:A:H2'	24:3K:4:U:O4'	2.12	0.48
26:1H:739:G:P	63:1H:3870:HOH:O	2.68	0.48
26:1H:863:A:H2'	26:1H:864:G:H8	1.78	0.48
26:1H:1221:C:H2'	26:1H:1222:C:C6	2.45	0.48
26:1H:1535:U:O4	26:1H:1538:G:O2'	2.10	0.48
26:1H:1657:C:H2'	26:1H:1658:C:H6	1.76	0.48
26:1H:2287:A:C2	26:1H:2346:A:C2	3.01	0.48
26:1H:2780:G:P	38:58:118:LYS:HE2	2.53	0.48
42:98:50:HIS:O	42:98:54:LEU:HD22	2.13	0.48
55:M8:10:VAL:HG22	55:M8:11:PRO:HD2	1.95	0.48
1:1G:186(F):C:H5''	1:1G:187:C:OP2	2.12	0.48
1:1G:1170:A:C2	1:1G:1171:G:H1'	2.48	0.48
3:22:36:ASP:OD1	3:22:57:ILE:HG21	2.13	0.48
4:32:138:TYR:HE1	4:32:140:VAL:HA	1.78	0.48
7:62:102:ARG:O	7:62:106:GLN:HG2	2.14	0.48
8:72:33:GLU:HG3	8:72:48:TYR:CE2	2.47	0.48
11:2A:79:SER:OG	11:2A:106:LYS:HD2	2.13	0.48
12:3A:70:ILE:CD1	12:3A:77:LEU:HD12	2.42	0.48

Continued on next page...

Continued from previous page...

Atom-1	Atom-2	Interatomic distance (Å)	Clash overlap (Å)
26:14:14:A:H5''	26:14:15:G:OP2	2.13	0.48
26:14:68:G:H2'	26:14:69:C:O4'	2.12	0.48
26:14:270(L):U:O2	35:69:50:ARG:NH1	2.42	0.48
26:14:1418:G:H2'	26:14:1579:A:H62	1.78	0.48
26:14:2277:G:OP2	51:E5:12:ASN:ND2	2.46	0.48
26:14:2291:U:H2'	26:14:2292:C:C6	2.48	0.48
26:14:2611:U:H3'	26:14:2611:U:OP2	2.13	0.48
29:19:225:ALA:O	63:19:302:HOH:O	2.20	0.48
32:49:77:ILE:H	32:49:82:LEU:HD12	1.78	0.48
35:69:81:VAL:HG11	35:69:88:ILE:HG12	1.95	0.48
50:D5:110:GLY:O	50:D5:111:VAL:C	2.52	0.48
50:D5:156:LYS:N	50:D5:156:LYS:HD2	2.28	0.48
50:D5:176:PRO:CG	50:D5:178:GLU:HG2	2.42	0.48
51:E5:51:VAL:N	51:E5:62:LEU:HD12	2.28	0.48
1:13:600:C:H2'	1:13:601:C:C6	2.48	0.48
1:13:1095:U:H2'	1:13:1096:C:C6	2.47	0.48
1:13:1286:A:C2	21:1F:18:TYR:OH	2.66	0.48
1:13:1497:G:H2'	1:13:1498:U:H5'	1.94	0.48
1:13:1499:A:H1'	1:13:1520:G:O5'	2.13	0.48
2:1E:162:ILE:HD11	2:1E:182:ILE:HG21	1.95	0.48
4:3E:156:GLU:O	4:3E:160:GLN:HB3	2.12	0.48
14:5I:8:GLU:O	14:5I:11:LYS:N	2.44	0.48
18:9I:74:ARG:HG2	18:9I:79:LEU:HB2	1.94	0.48
24:3K:72:G:C2	24:3K:73:C:H1'	2.48	0.48
26:1H:18:C:O3'	45:C8:23:GLY:HA2	2.13	0.48
26:1H:479:A:N3	26:1H:481:G:H5''	2.27	0.48
26:1H:1022:G:O6	38:58:66:LYS:NZ	2.45	0.48
26:1H:1533:C:H3'	26:1H:1534:G:H5''	1.94	0.48
26:1H:1534:G:C2	26:1H:1535:U:C6	3.02	0.48
26:1H:2086:U:H2'	26:1H:2087:G:C8	2.48	0.48
26:1H:2428:G:N7	63:1H:4112:HOH:O	2.35	0.48
27:16:1:U:H2'	27:16:2:C:C6	2.48	0.48
27:16:42:C:O2	32:41:92:VAL:HA	2.12	0.48
29:11:218:ARG:HB3	29:11:219:PRO:HD2	1.95	0.48
31:31:28:ILE:HG22	31:31:112:MET:HE3	1.95	0.48
32:41:124:SER:HB2	32:41:131:TYR:CE1	2.48	0.48
36:38:50:ARG:O	36:38:51:LEU:HB2	2.13	0.48
38:58:108:PRO:O	38:58:113:GLY:HA3	2.12	0.48
1:1G:373:A:H2'	1:1G:374:A:H8	1.78	0.48
1:1G:1277:C:O2'	1:1G:1279:A:H8	1.96	0.48
5:42:33:VAL:HA	5:42:42:GLY:O	2.12	0.48

Continued on next page...

Continued from previous page...

Atom-1	Atom-2	Interatomic distance (Å)	Clash overlap (Å)
8:72:120:THR:HG22	8:72:123:GLU:H	1.78	0.48
9:82:63:ILE:HD11	9:82:81:ILE:HD11	1.95	0.48
10:1A:78:ASN:O	10:1A:82:ILE:N	2.39	0.48
12:3A:83:VAL:HG13	12:3A:84:LEU:N	2.27	0.48
26:14:589:C:H5'	31:39:95:ARG:NH1	2.27	0.48
26:14:1268:A:P	63:14:3748:HOH:O	2.66	0.48
26:14:1461:G:H2'	26:14:1462:C:H6	1.77	0.48
26:14:1747:G:H2'	26:14:1748:G:H8	1.78	0.48
27:1J:15:A:H3'	27:1J:16:G:H5'	1.95	0.48
33:59:104:GLU:HG3	33:59:114:VAL:HG22	1.95	0.48
35:69:27:ARG:HB2	52:F5:71:TYR:CZ	2.47	0.48
43:65:18:ILE:HA	43:65:20:ARG:HH11	1.78	0.48
48:B5:8:ILE:O	53:G5:36:ARG:NH2	2.46	0.48
51:E5:19:LYS:C	51:E5:20:ARG:HG2	2.34	0.48
1:13:241:C:C2	1:13:286:G:C2	3.01	0.48
1:13:455:C:H42	1:13:477:G:H22	1.61	0.48
1:13:590:C:OP1	8:7E:30:ARG:N	2.37	0.48
1:13:954:G:H2'	1:13:955:U:C6	2.48	0.48
1:13:1143:G:N2	1:13:1144:G:N3	2.61	0.48
16:7I:5:ARG:HE	16:7I:22:THR:HG22	1.78	0.48
17:8I:56:VAL:O	17:8I:77:VAL:HB	2.13	0.48
24:3K:34:U:O2'	24:3K:35:A:H3'	2.13	0.48
26:1H:484:C:OP2	49:G8:50:ARG:NH2	2.46	0.48
26:1H:1435:G:OP2	63:1H:3963:HOH:O	2.20	0.48
27:16:11:C:H3'	27:16:12:C:H6	1.78	0.48
28:7I:43:VAL:HB	28:7I:173:ALA:H	1.78	0.48
31:31:183:VAL:O	31:31:187:VAL:HG23	2.14	0.48
32:41:105:LYS:HD3	55:M8:26:SER:HB2	1.93	0.48
33:51:4:ILE:HG12	33:51:6:ARG:CZ	2.42	0.48
37:48:12:LEU:HD21	37:48:53:VAL:O	2.13	0.48
40:78:95:VAL:O	40:78:126:VAL:HG23	2.12	0.48
41:88:35:VAL:CG1	41:88:130:LYS:HB3	2.43	0.48
46:D8:47:VAL:HG22	46:D8:48:GLY:N	2.28	0.48
1:1G:113:G:O4'	1:1G:354:G:H4'	2.13	0.48
1:1G:164:U:H2'	1:1G:165:C:C6	2.49	0.48
1:1G:371:G:O2'	1:1G:373:A:N7	2.45	0.48
1:1G:1090:U:H4'	1:1G:1170:A:H2	1.78	0.48
1:1G:1128:C:H4'	9:82:16:ARG:NH1	2.18	0.48
1:1G:1347:G:N2	1:1G:1373:G:H2'	2.28	0.48
2:12:109:SER:HA	2:12:112:VAL:HG23	1.94	0.48
10:1A:63:PHE:HD1	14:5A:58:LYS:HA	1.78	0.48

Continued on next page...

Continued from previous page...

Atom-1	Atom-2	Interatomic distance (Å)	Clash overlap (Å)
13:4A:67:GLU:HG3	13:4A:68:GLY:H	1.78	0.48
26:14:277:C:H5''	26:14:278:A:OP2	2.13	0.48
26:14:1062:G:H2'	26:14:1063:G:H8	1.77	0.48
26:14:1204:A:N1	26:14:1241:A:H2	2.10	0.48
28:79:212:VAL:HB	28:79:224:ILE:HG13	1.95	0.48
30:29:5:LEU:HD22	30:29:5:LEU:N	2.28	0.48
30:29:169:ASN:H	30:29:201:THR:HG23	1.79	0.48
31:39:197:ASP:OD1	31:39:197:ASP:N	2.41	0.48
33:59:139:GLN:O	33:59:143:GLN:HB2	2.13	0.48
40:35:57:THR:O	40:35:60:MET:N	2.46	0.48
49:C5:39:VAL:HG23	49:C5:41:GLY:H	1.78	0.48
50:D5:99:TYR:HA	50:D5:124:ILE:O	2.13	0.48
1:13:982:U:H5''	14:5I:6:LEU:HD11	1.96	0.48
2:1E:67:THR:HB	2:1E:157:ARG:HE	1.78	0.48
3:2E:162:GLN:HG2	25:4K:25:A:H61	1.78	0.48
11:2I:33:THR:HA	11:2I:39:PRO:HA	1.93	0.48
14:5I:53:LEU:HB3	14:5I:56:VAL:CG2	2.43	0.48
18:9I:22:VAL:HG22	18:9I:42:ARG:NH2	2.29	0.48
18:9I:36:ASN:HD22	18:9I:39:VAL:HB	1.78	0.48
23:2K:45:A:H2'	23:2K:46:G:O4'	2.12	0.48
24:3K:16:C:C2	24:3K:62:C:H5''	2.48	0.48
26:1H:64:A:C4	48:F8:66:LEU:HD22	2.49	0.48
26:1H:67:U:H2'	26:1H:68:G:C8	2.48	0.48
26:1H:151:C:H2'	26:1H:152:G:H8	1.78	0.48
26:1H:617:G:OP1	31:31:40:GLN:NE2	2.47	0.48
26:1H:893:C:H5'	26:1H:894:C:OP2	2.14	0.48
26:1H:2881:C:H2'	26:1H:2882:A:H8	1.78	0.48
28:71:163:PHE:CD2	28:71:196:LEU:HD13	2.48	0.48
35:61:29:TYR:CD1	35:61:33:ARG:HD2	2.48	0.48
45:C8:49:HIS:HA	45:C8:52:ARG:HG2	1.95	0.48
51:I8:23:VAL:HG13	51:I8:38:VAL:HG22	1.94	0.48
1:1G:181:G:O2'	1:1G:183:G:O6	2.24	0.48
1:1G:438:G:H4'	4:32:123:HIS:ND1	2.29	0.48
1:1G:983:A:H2	1:1G:984:C:C6	2.30	0.48
1:1G:1239:A:O2'	1:1G:1298:C:N4	2.46	0.48
1:1G:1260:C:OP1	1:1G:1284:C:H4'	2.13	0.48
6:52:7:ASN:N	6:52:7:ASN:OD1	2.47	0.48
7:62:106:GLN:O	7:62:110:GLN:HG2	2.12	0.48
10:1A:13:HIS:O	10:1A:17:ASP:HB2	2.14	0.48
26:14:68:G:H2'	26:14:69:C:H6	1.77	0.48
26:14:125:G:H1'	58:L5:13:ALA:HB1	1.95	0.48

Continued on next page...

Continued from previous page...

Atom-1	Atom-2	Interatomic distance (Å)	Clash overlap (Å)
26:14:873:G:H1'	41:45:29:PHE:HE2	1.79	0.48
26:14:2177:C:H2'	26:14:2178:C:O4'	2.12	0.48
26:14:2461:C:H42	26:14:2489:G:H1	1.61	0.48
27:1J:7:G:H3'	27:1J:8:U:H5''	1.94	0.48
27:1J:88:C:O5'	27:1J:88:C:H6	1.96	0.48
29:19:172:TYR:CD1	29:19:186:HIS:HA	2.49	0.48
31:39:117:ARG:NH2	31:39:189:THR:O	2.43	0.48
32:49:64:THR:HB	32:49:94:LEU:HD11	1.95	0.48
40:35:59:LEU:HD21	59:M5:10:ALA:HA	1.95	0.48
50:D5:19:ARG:NH1	50:D5:84:GLU:O	2.46	0.48
59:M5:23:VAL:HG22	59:M5:47:LYS:HB3	1.95	0.48
1:13:1014:A:H4'	19:AI:14:HIS:ND1	2.28	0.48
1:13:1331:G:OP1	1:13:1331:G:H4'	2.12	0.48
4:3E:88:VAL:C	4:3E:90:GLY:H	2.15	0.48
9:8E:114:TYR:CE1	10:1I:59:SER:HA	2.48	0.48
21:1F:9:ARG:NH2	21:1F:23:PRO:HD2	2.28	0.48
23:2K:2:G:H2'	23:2K:2:G:N3	2.28	0.48
26:1H:412:A:H5''	26:1H:413:C:OP2	2.13	0.48
26:1H:534:U:H5'	45:C8:42:ALA:CB	2.43	0.48
26:1H:863:A:H2'	26:1H:864:G:C8	2.48	0.48
26:1H:881:G:H3'	26:1H:882:G:C4'	2.42	0.48
26:1H:1312:U:H4'	26:1H:1313:U:O5'	2.13	0.48
26:1H:1348:G:H5''	26:1H:1349:A:OP2	2.14	0.48
26:1H:2199:A:H5'	26:1H:2205:C:OP2	2.13	0.48
26:1H:2658:C:H5''	33:51:158:HIS:CD2	2.48	0.48
27:16:50:G:OP1	43:A8:63:THR:HG23	2.13	0.48
28:71:53:ARG:HB3	28:71:55:ASP:OD1	2.13	0.48
29:11:35:LYS:NZ	29:11:35:LYS:N	2.61	0.48
40:78:50:ARG:HD3	59:Q8:7:HIS:HE2	1.76	0.48
43:A8:36:TYR:N	43:A8:36:TYR:CD1	2.81	0.48
52:J8:30:VAL:HG23	52:J8:30:VAL:O	2.13	0.48
56:N8:36:CYS:HB2	56:N8:49:CYS:SG	2.54	0.48
1:1G:328:C:O2	1:1G:328:C:H2'	2.13	0.48
1:1G:1142:G:H2'	1:1G:1143:G:O4'	2.13	0.48
1:1G:1349:A:P	9:82:118:LYS:HZ1	2.35	0.48
2:12:231:GLU:HB3	2:12:232:PRO:CD	2.44	0.48
12:3A:83:VAL:HG22	12:3A:100:ILE:HG23	1.96	0.48
24:3L:58:G:H2'	24:3L:59:A:H5''	1.95	0.48
26:14:889:C:H2'	26:14:890:A:O4'	2.13	0.48
41:45:34:LEU:HD11	41:45:129:THR:HB	1.96	0.48
1:13:757:U:H2'	1:13:758:G:O4'	2.13	0.48

Continued on next page...

Continued from previous page...

Atom-1	Atom-2	Interatomic distance (Å)	Clash overlap (Å)
1:13:1342:C:H2'	1:13:1343:G:C8	2.47	0.48
8:7E:7:ALA:HB2	8:7E:85:ARG:HH11	1.79	0.48
9:8E:25:LYS:O	9:8E:60:ASP:HA	2.13	0.48
9:8E:112:LYS:HD2	9:8E:113:LYS:H	1.77	0.48
16:7I:72:ARG:HD3	16:7I:73:LEU:HD23	1.96	0.48
20:BI:100:ILE:HD13	20:BI:101:GLY:H	1.79	0.48
26:1H:444:C:H4'	31:31:49:ALA:HB2	1.94	0.48
26:1H:731:C:H5''	63:1H:4115:HOH:O	2.13	0.48
26:1H:946:G:P	63:1H:3736:HOH:O	2.71	0.48
26:1H:1025:G:C4	26:1H:1135:C:H1'	2.49	0.48
26:1H:1067:A:N3	26:1H:1067:A:H2'	2.29	0.48
26:1H:1582:C:H2'	26:1H:1583:A:O4'	2.13	0.48
26:1H:1717:G:H2'	26:1H:1718:G:H8	1.79	0.48
26:1H:2061:G:H3'	63:1H:3763:HOH:O	2.12	0.48
26:1H:2564:A:C2	26:1H:2647:U:H4'	2.49	0.48
26:1H:2791:C:N4	26:1H:2805:G:H1	2.00	0.48
31:31:184:TYR:O	31:31:188:ARG:HG3	2.12	0.48
33:51:28:GLY:H	33:51:79:VAL:HG11	1.77	0.48
36:38:134:LEU:O	36:38:137:GLU:HG2	2.14	0.48
50:H8:117:LEU:HD12	50:H8:118:GLN:H	1.79	0.48
1:1G:59:A:N1	63:1G:1876:HOH:O	2.35	0.48
1:1G:352:C:O2'	1:1G:354:G:OP1	2.28	0.48
1:1G:728:A:H2'	1:1G:729:A:C8	2.48	0.48
1:1G:1111:A:H2'	1:1G:1112:C:C6	2.48	0.48
1:1G:1152:A:H2'	1:1G:1153:C:O4'	2.14	0.48
2:12:149:LEU:HD22	2:12:152:PHE:HB3	1.95	0.48
8:72:23:SER:OG	8:72:24:THR:N	2.46	0.48
8:72:119:LEU:HD13	8:72:123:GLU:HB3	1.96	0.48
10:1A:45:ARG:HB3	10:1A:65:LEU:HB3	1.96	0.48
14:5A:21:TYR:HE1	14:5A:23:ARG:NE	2.11	0.48
18:9A:32:ARG:HD3	18:9A:65:ILE:CD1	2.42	0.48
26:14:1093:G:H22	26:14:1097:U:H5''	1.79	0.48
26:14:2706:G:C2	26:14:2707:G:H1'	2.49	0.48
26:14:2787:C:O3'	30:29:61:ARG:NH1	2.46	0.48
31:39:182:ASN:HD21	31:39:185:ASP:CG	2.17	0.48
32:49:39:ILE:O	32:49:91:ARG:HG2	2.13	0.48
32:49:72:ARG:HD2	32:49:85:GLY:O	2.13	0.48
33:59:33:LEU:CD1	33:59:75:ALA:HA	2.44	0.48
35:69:93:THR:O	35:69:97:ILE:HG13	2.14	0.48
43:65:28:VAL:HG22	43:65:101:LEU:HD23	1.96	0.48
43:65:34:HIS:CG	43:65:54:LEU:HD21	2.49	0.48

Continued on next page...

Continued from previous page...

Atom-1	Atom-2	Interatomic distance (Å)	Clash overlap (Å)
1:13:6:G:OP2	4:3E:85:LYS:NZ	2.34	0.48
1:13:537:G:OP1	12:3I:113:ARG:NH1	2.45	0.48
1:13:555:C:P	12:3I:20:LYS:HZ1	2.37	0.48
1:13:607:A:C2	16:7I:31:LYS:HG3	2.49	0.48
2:1E:48:MET:HA	2:1E:51:LEU:HB2	1.96	0.48
2:1E:209:ARG:HD2	2:1E:235:SER:HB2	1.96	0.48
6:5E:44:GLY:HA2	6:5E:59:TYR:CE1	2.48	0.48
16:7I:28:ARG:HD2	16:7I:29:ASP:OD1	2.14	0.48
22:1K:58:G:P	41:88:60:ARG:HH22	2.35	0.48
26:1H:442:G:H1'	31:31:48:THR:HG21	1.96	0.48
26:1H:1083:U:H2'	26:1H:1084:A:H5''	1.95	0.48
26:1H:1296:G:O2'	26:1H:1297:C:H5'	2.14	0.48
26:1H:1473:G:H2'	26:1H:1474:C:O4'	2.14	0.48
26:1H:1678:G:H22	26:1H:1989:G:H22	1.57	0.48
63:1H:3848:HOH:O	47:E8:88:ARG:HA	2.13	0.48
28:7I:26:ALA:HB1	28:7I:185:LEU:O	2.13	0.48
29:11:26:LYS:CD	29:11:29:PRO:HG3	2.34	0.48
30:21:37:ARG:HA	30:21:42:ASP:OD2	2.13	0.48
32:41:98:ARG:NH2	55:M8:1:MET:HG3	2.28	0.48
32:41:131:TYR:CE2	32:41:133:LEU:HD23	2.48	0.48
33:51:94:TYR:OH	33:51:160:LYS:HE3	2.13	0.48
36:38:72:ASP:O	36:38:73:GLY:C	2.51	0.48
40:78:90:ARG:HG2	40:78:91:PHE:CD1	2.48	0.48
43:A8:89:ARG:HG3	43:A8:92:TYR:O	2.13	0.48
44:B8:108:ARG:HA	44:B8:111:ARG:NE	2.28	0.48
1:1G:197:A:C6	1:1G:221:C:H4'	2.49	0.48
2:12:9:GLU:HB2	2:12:217:ARG:HH22	1.76	0.48
6:52:35:ALA:HB2	6:52:67:MET:HE3	1.96	0.48
6:52:96:PRO:HB3	18:9A:30:ASP:CG	2.34	0.48
7:62:94:ARG:O	7:62:98:SER:OG	2.30	0.48
11:2A:96:ARG:O	11:2A:99:GLN:HB2	2.14	0.48
13:4A:40:ASN:HB3	13:4A:43:THR:HB	1.95	0.48
13:4A:66:LEU:HA	13:4A:70:LEU:HB2	1.95	0.48
23:2L:61:U:H5''	23:2L:62:C:H5	1.78	0.48
26:14:375:C:H2'	26:14:376:C:C6	2.48	0.48
26:14:1842:G:O2'	29:19:253:GLN:OE1	2.18	0.48
26:14:2346:A:H5''	26:14:2383:G:H1'	1.96	0.48
26:14:2611:U:C4	56:J5:3:LYS:HG2	2.48	0.48
26:14:2762:G:C8	26:14:2762:G:H5''	2.49	0.48
31:39:4:VAL:HG11	31:39:17:ARG:CZ	2.43	0.48
33:59:104:GLU:HA	33:59:113:VAL:O	2.13	0.48

Continued on next page...

Continued from previous page...

Atom-1	Atom-2	Interatomic distance (Å)	Clash overlap (Å)
39:25:10:VAL:HG13	39:25:17:ARG:C	2.34	0.48
39:25:59:LYS:HB2	39:25:87:ILE:HG22	1.96	0.48
52:F5:52:ARG:CZ	52:F5:56:GLN:HA	2.43	0.48
53:G5:43:GLN:HG3	53:G5:46:GLN:HE22	1.77	0.48
1:13:984:C:H2'	1:13:985:C:C6	2.48	0.48
9:8E:77:ILE:O	9:8E:81:ILE:HG12	2.13	0.48
19:AI:51:VAL:O	19:AI:58:VAL:HG12	2.14	0.48
23:2K:48:U:H1'	23:2K:49:C:P	2.53	0.48
26:1H:34:C:O2'	26:1H:35:G:P	2.71	0.48
26:1H:71:A:H4'	26:1H:72:U:H5''	1.95	0.48
26:1H:151:C:H2'	26:1H:152:G:C8	2.49	0.48
26:1H:270(H):C:H42	26:1H:270(R):G:H1	1.61	0.48
26:1H:355:G:H2'	26:1H:356:G:C8	2.48	0.48
26:1H:654(A):A:C2	26:1H:654(T):A:N1	2.81	0.48
26:1H:1680:U:O2	26:1H:1763:G:H3'	2.13	0.48
29:11:183:ARG:NH1	29:11:269:PHE:HB2	2.28	0.48
36:38:46:GLN:HB3	36:38:48:GLY:H	1.79	0.48
36:38:58:LEU:O	36:38:62:ALA:N	2.40	0.48
37:48:138:VAL:O	37:48:139:VAL:HB	2.13	0.48
46:D8:9:GLY:O	46:D8:10:LYS:HG3	2.14	0.48
48:F8:3:THR:C	48:F8:5:TYR:H	2.07	0.48
54:L8:13:ILE:HD13	54:L8:13:ILE:HA	1.61	0.48
2:12:193:ASP:OD1	2:12:196:LEU:HG	2.14	0.48
15:6A:82:ILE:HG22	15:6A:87:ILE:HB	1.95	0.48
24:3L:51:G:H1	24:3L:65:C:H42	1.61	0.48
26:14:223:A:O2'	26:14:420:C:O2	2.30	0.48
26:14:580:C:H2'	26:14:581:C:H6	1.78	0.48
26:14:1328:G:H2'	26:14:1330:C:C5	2.48	0.48
26:14:2110:G:O2'	26:14:2120:G:H5'	2.13	0.48
26:14:2132:U:O4	28:79:6:ARG:NE	2.46	0.48
26:14:2283:C:C2	26:14:2389:G:C2	3.01	0.48
26:14:2287:A:C2	26:14:2346:A:H2	2.32	0.48
41:45:42:ILE:HD13	41:45:97:VAL:HG21	1.96	0.48
41:45:43:THR:HB	41:45:45:GLN:HG2	1.96	0.48
43:65:35:ILE:HB	43:65:97:ARG:NH2	2.28	0.48
45:85:61:TRP:CZ3	45:85:94:ASN:HB2	2.49	0.48
1:13:1151:A:H2'	1:13:1152:A:H8	1.78	0.48
1:13:1285:A:H4'	1:13:1286:A:O5'	2.13	0.48
1:13:1349:A:H2'	1:13:1350:A:H8	1.77	0.48
2:1E:166:ASP:HB3	2:1E:169:LYS:HB2	1.96	0.48
4:3E:209:ARG:HE	4:3E:209:ARG:N	2.12	0.48

Continued on next page...

Continued from previous page...

Atom-1	Atom-2	Interatomic distance (Å)	Clash overlap (Å)
5:4E:102:ALA:HB1	5:4E:106:PRO:HG2	1.94	0.48
6:5E:15:ASP:OD1	6:5E:18:GLN:N	2.39	0.48
6:5E:62:TRP:C	6:5E:63:TYR:HD1	2.16	0.48
22:1K:73:C:H4'	22:1K:74:A:OP1	2.14	0.48
26:1H:705:A:C8	26:1H:727:A:C2	3.02	0.48
26:1H:934:G:H2'	26:1H:935:C:C6	2.48	0.48
26:1H:1509:C:H2'	26:1H:1511:A:C8	2.49	0.48
26:1H:1689:A:N6	26:1H:1698:A:H2	2.07	0.48
26:1H:1693:U:H1'	29:11:14:ARG:NH2	2.29	0.48
26:1H:1717:G:H2'	26:1H:1718:G:C8	2.49	0.48
26:1H:2111:C:C4	26:1H:2145:C:C2	3.01	0.48
26:1H:2244:U:H2'	26:1H:2245:U:O4'	2.13	0.48
26:1H:2392:A:H1'	40:78:61:ARG:HD2	1.95	0.48
29:11:30:GLU:CD	29:11:63:ARG:HE	2.14	0.48
32:41:11:TYR:O	32:41:15:VAL:HB	2.14	0.48
34:18:29:GLU:HG3	34:28:6:GLU:CD	2.34	0.48
36:38:45:LYS:NZ	36:38:45:LYS:HB3	2.27	0.48
42:98:33:ARG:HG3	42:98:115:GLU:HB3	1.95	0.48
44:B8:109:GLU:O	44:B8:113:LYS:HG2	2.14	0.48
55:M8:38:LYS:HD2	55:M8:38:LYS:N	2.28	0.48
57:O8:28:ARG:HB2	57:O8:31:PRO:HD2	1.95	0.48
1:1G:295:C:H2'	1:1G:296:U:O4'	2.14	0.48
1:1G:764:C:H2'	1:1G:765:G:O4'	2.13	0.48
1:1G:778:G:H2'	1:1G:779:C:O4'	2.14	0.48
1:1G:842:C:H5'	1:1G:843:U:OP1	2.13	0.48
1:1G:1480:G:C6	1:1G:1481:U:N3	2.82	0.48
3:22:47:LEU:HD23	3:22:52:LEU:HB3	1.96	0.48
5:42:43:LEU:HB2	5:42:136:MET:SD	2.54	0.48
12:3A:59:ARG:HA	12:3A:65:GLU:H	1.79	0.48
16:7A:72:ARG:HD2	16:7A:73:LEU:HD23	1.96	0.48
25:4L:10:G:N2	25:4L:11:U:H3	2.12	0.48
26:14:71:A:H5''	26:14:73:A:C8	2.49	0.48
26:14:210:C:OP2	58:L5:29:LYS:NZ	2.43	0.48
26:14:363(B):G:H2'	26:14:363(C):G:H8	1.79	0.48
26:14:816:C:P	63:14:4017:HOH:O	2.71	0.48
26:14:1003:G:N2	26:14:1153:C:C2	2.82	0.48
26:14:1187:G:OP1	46:95:81:TYR:OH	2.31	0.48
26:14:1298:C:H5''	26:14:1299:G:OP2	2.14	0.48
26:14:1568:G:P	29:19:63:ARG:HH22	2.37	0.48
26:14:1638:C:H3'	63:14:4215:HOH:O	2.14	0.48
26:14:2583:G:OP2	63:14:3889:HOH:O	2.20	0.48

Continued on next page...

Continued from previous page...

Atom-1	Atom-2	Interatomic distance (Å)	Clash overlap (Å)
26:14:2767:C:H2'	26:14:2768:C:C6	2.49	0.48
27:1J:18:G:N2	27:1J:108:C:N3	2.62	0.48
28:79:189:ILE:O	28:79:193:ILE:HB	2.14	0.48
40:35:101:VAL:HG23	40:35:108:LYS:H	1.79	0.48
40:35:122:PRO:HB3	40:35:141:ALA:HB1	1.96	0.48
45:85:95:LEU:HD11	46:95:11:GLN:C	2.33	0.48
1:13:105:G:H2'	1:13:106:C:H6	1.78	0.48
1:13:1468:A:P	63:13:1960:HOH:O	2.71	0.48
9:8E:3:GLN:OE1	9:8E:20:ARG:NH1	2.35	0.48
10:1I:30:SER:C	10:1I:81:THR:HG23	2.34	0.48
11:2I:50:TYR:HD2	11:2I:54:ARG:HB2	1.78	0.48
23:2K:77:A:P	63:2K:203:HOH:O	2.71	0.48
24:3K:73:C:N4	24:3K:74:A:N7	2.62	0.48
26:1H:1021:A:H2'	26:1H:1023:U:H5'	1.96	0.48
26:1H:1263:U:O2'	56:N8:11:THR:HG23	2.14	0.48
26:1H:1514:U:H2'	26:1H:1515:C:C6	2.48	0.48
26:1H:2774:C:H2'	26:1H:2775:A:O4'	2.14	0.48
27:16:24:G:N7	27:16:56:G:H2'	2.29	0.48
29:11:105:ILE:HD13	29:11:106:ILE:H	1.79	0.48
30:21:5:LEU:HD12	30:21:51:PHE:HB2	1.96	0.48
41:88:72:LYS:HB3	41:88:94:VAL:HG23	1.96	0.48
46:D8:43:GLU:O	46:D8:44:LYS:HD3	2.14	0.48
51:I8:19:LYS:HD3	51:I8:19:LYS:HA	1.61	0.48
52:J8:93:GLU:N	52:J8:94:LEU:HA	2.16	0.48
1:1G:162:A:O5'	1:1G:162:A:H8	1.96	0.48
1:1G:1385:G:C2	1:1G:1386:G:C8	3.01	0.48
2:12:101:MET:HE1	2:12:108:ILE:HG21	1.94	0.48
3:22:14:ILE:O	3:22:16:ARG:N	2.46	0.48
5:42:12:LEU:HD22	5:42:13:ILE:N	2.29	0.48
5:42:78:HIS:HB3	8:72:107:LEU:HD12	1.94	0.48
24:3L:4:U:H2'	24:3L:5:C:O4'	2.14	0.48
26:14:249:C:H4'	26:14:250:G:O5'	2.14	0.48
26:14:1309:G:OP1	58:L5:9:ARG:HG3	2.13	0.48
26:14:1323:U:OP1	47:A5:84:ARG:HD2	2.13	0.48
26:14:1467:C:H2'	26:14:1468:C:H6	1.79	0.48
26:14:2152:G:N3	26:14:2152:G:H2'	2.29	0.48
26:14:2849:U:H1'	26:14:2866:U:O2	2.13	0.48
27:1J:65:C:H41	27:1J:108:C:C2'	2.27	0.48
27:1J:116:G:C5'	43:65:55:ALA:HB2	2.43	0.48
44:75:91:ARG:HD3	44:75:120:ARG:HB3	1.96	0.48
46:95:76:LYS:H	46:95:81:TYR:HB3	1.79	0.48

Continued on next page...

Continued from previous page...

Atom-1	Atom-2	Interatomic distance (Å)	Clash overlap (Å)
52:F5:56:GLN:HE21	52:F5:84:GLY:HA2	1.79	0.48
53:G5:50:ILE:HD12	53:G5:51:ARG:HG3	1.94	0.48
1:13:377:G:H1	1:13:386:C:H42	1.62	0.47
1:13:1122:U:O4	1:13:1123:A:N6	2.46	0.47
11:2I:19:ALA:HB2	11:2I:32:ILE:HG23	1.96	0.47
26:1H:76:C:HO2'	53:K8:62:THR:HG21	1.78	0.47
26:1H:484:C:OP1	49:G8:51:VAL:HG22	2.14	0.47
26:1H:489:G:N7	47:E8:49:LYS:NZ	2.56	0.47
26:1H:633:A:H2'	26:1H:634:C:H5'	1.96	0.47
26:1H:1127:A:C2'	26:1H:1128:A:H5''	2.44	0.47
26:1H:1184:G:C5	26:1H:1185:C:C5	3.01	0.47
26:1H:1773:A:OP2	63:1H:3967:HOH:O	2.20	0.47
26:1H:2129:C:O2	26:1H:2160:G:N1	2.47	0.47
36:38:4:LYS:HZ3	36:38:7:VAL:HG12	1.77	0.47
53:K8:21:LEU:HD13	53:K8:64:LEU:HA	1.95	0.47
1:1G:113:G:H2'	1:1G:114:U:H6	1.79	0.47
1:1G:791:G:C6	1:1G:792:A:N7	2.82	0.47
1:1G:1051:C:H2'	1:1G:1052:U:H6	1.78	0.47
1:1G:1152:A:H5'	10:1A:13:HIS:ND1	2.29	0.47
2:12:52:GLU:O	2:12:56:ARG:HG2	2.13	0.47
3:22:42:LEU:O	3:22:45:LYS:HG2	2.13	0.47
8:72:31:PHE:HZ	8:72:134:ILE:HD13	1.78	0.47
9:82:102:LEU:O	9:82:103:THR:OG1	2.29	0.47
11:2A:48:ILE:HD11	11:2A:64:ALA:HA	1.95	0.47
13:4A:84:ILE:HG21	19:AA:74:PHE:CE1	2.48	0.47
18:9A:22:VAL:HG12	18:9A:55:ARG:O	2.14	0.47
22:1L:1:G:P	22:1L:1:G:H8	2.37	0.47
23:2L:22:A:N6	23:2L:47:7MG:H2'	2.29	0.47
24:3L:45:C:O2'	24:3L:46:G:H5'	2.14	0.47
26:14:65:C:H2'	26:14:66:C:H6	1.79	0.47
26:14:802:A:H4'	63:14:4894:HOH:O	2.13	0.47
26:14:1036:G:OP1	33:59:59:ARG:HB2	2.14	0.47
26:14:2107:C:N3	26:14:2182:G:N2	2.45	0.47
26:14:2695:C:H2'	26:14:2696:U:C6	2.49	0.47
29:19:12:SER:CB	29:19:208:LYS:HB3	2.42	0.47
30:29:56:PRO:HD2	30:29:58:ARG:NH2	2.29	0.47
50:D5:30:ASN:HA	50:D5:89:PHE:HE1	1.79	0.47
1:13:629:G:O5'	1:13:629:G:H8	1.97	0.47
1:13:1345:U:OP1	63:13:1964:HOH:O	2.20	0.47
1:13:1409:C:H2'	1:13:1410:G:H8	1.78	0.47
9:8E:9:ARG:O	9:8E:104:ARG:HG3	2.14	0.47

Continued on next page...

Continued from previous page...

Atom-1	Atom-2	Interatomic distance (Å)	Clash overlap (Å)
13:4I:15:VAL:O	13:4I:19:LEU:HG	2.14	0.47
20:BI:58:LYS:HE3	20:BI:62:LEU:HD21	1.96	0.47
22:1K:33:RSP:H5'A	22:1K:34:U:OP2	2.13	0.47
26:1H:49:A:N6	26:1H:177:G:C4	2.82	0.47
26:1H:675:A:C8	26:1H:804:A:C6	3.02	0.47
26:1H:1493:C:N3	26:1H:2210:G:H1'	2.29	0.47
26:1H:2557:G:H2'	26:1H:2558:C:C6	2.49	0.47
27:16:44:G:C2	27:16:48:A:C2	3.01	0.47
27:16:90:C:OP1	41:88:16:ARG:HB3	2.14	0.47
33:51:52:VAL:HG12	33:51:65:HIS:CD2	2.50	0.47
37:48:73:PRO:HB2	37:48:127:ILE:CD1	2.45	0.47
44:B8:107:ASP:O	44:B8:110:ILE:HG23	2.13	0.47
1:1G:131:C:H2'	1:1G:132:C:C6	2.50	0.47
1:1G:1287:A:H2'	1:1G:1288:A:C8	2.49	0.47
1:1G:1328:C:O2'	13:4A:29:ARG:NH2	2.46	0.47
26:14:155:C:H2'	26:14:155:C:O2	2.12	0.47
26:14:182:A:N6	26:14:214:G:O6	2.47	0.47
26:14:248:G:P	63:14:3771:HOH:O	2.71	0.47
26:14:363(B):G:H2'	26:14:363(C):G:C8	2.49	0.47
26:14:479:A:N3	26:14:481:G:H5''	2.29	0.47
26:14:573:G:O2'	26:14:574:C:H3'	2.14	0.47
26:14:1019:U:H3	26:14:1142(A):A:N6	2.03	0.47
26:14:1022:G:HO2'	26:14:1023:U:P	2.31	0.47
26:14:1167:U:C2	26:14:1183:G:N2	2.81	0.47
26:14:2131:G:H5'	26:14:2133:G:H4'	1.96	0.47
26:14:2134:A:H2'	26:14:2134:A:N3	2.28	0.47
27:1J:88:C:O5'	27:1J:88:C:C6	2.67	0.47
27:1J:117:G:O5'	27:1J:117:G:H8	1.97	0.47
29:19:33:LEU:HD23	29:19:34:VAL:HG13	1.95	0.47
32:49:75:LYS:HA	32:49:84:LYS:HG3	1.96	0.47
35:69:111:PRO:C	35:69:113:ARG:H	2.16	0.47
47:A5:17:VAL:HG21	47:A5:103:ILE:HD13	1.95	0.47
49:C5:102:CYS:HG	49:C5:103:GLY:H	1.59	0.47
50:D5:48:PHE:HA	50:D5:51:ALA:HB3	1.95	0.47
1:13:1246:C:H42	1:13:1291:G:H1	1.63	0.47
1:13:1353:G:C2	1:13:1370:G:C2	3.03	0.47
1:13:1376:U:H2'	1:13:1377:A:C8	2.48	0.47
1:13:1503:A:C4	63:13:2052:HOH:O	2.56	0.47
7:6E:104:LEU:HD13	7:6E:104:LEU:HA	1.74	0.47
12:3I:53:ARG:NH1	12:3I:92:ASP:OD1	2.45	0.47
26:1H:18:C:H4'	45:C8:23:GLY:O	2.15	0.47

Continued on next page...

Continued from previous page...

Atom-1	Atom-2	Interatomic distance (Å)	Clash overlap (Å)
26:1H:94:G:H21	53:K8:47:ASN:HD21	1.61	0.47
26:1H:449:A:C6	26:1H:450:G:C5	3.02	0.47
26:1H:1077:A:H2'	26:1H:1077:A:N3	2.29	0.47
26:1H:1168:G:C2	26:1H:1182:A:C2	3.02	0.47
26:1H:1925:C:C2'	26:1H:1926:U:H5'	2.44	0.47
27:16:51:G:H2'	27:16:52:A:C8	2.50	0.47
31:31:108:LYS:O	31:31:112:MET:HG3	2.14	0.47
31:31:129:PHE:O	31:31:131:GLY:N	2.44	0.47
41:88:35:VAL:HG12	41:88:130:LYS:O	2.14	0.47
44:B8:36:GLU:HG3	44:B8:41:ARG:HE	1.78	0.47
49:G8:85:VAL:O	49:G8:97:ARG:HA	2.15	0.47
50:H8:105:VAL:HG22	50:H8:140:ASP:HA	1.96	0.47
51:I8:83:PRO:O	51:I8:84:LEU:HB2	2.13	0.47
57:O8:28:ARG:HB3	57:O8:30:THR:H	1.78	0.47
1:1G:373:A:C2	1:1G:374:A:C8	3.03	0.47
1:1G:591:U:H2'	1:1G:592:G:C8	2.49	0.47
2:12:68:ILE:HG12	2:12:161:ALA:HB3	1.96	0.47
2:12:87:ARG:NH2	2:12:233:SER:HB3	2.29	0.47
3:22:150:LYS:HG3	3:22:169:ALA:HB2	1.95	0.47
8:72:120:THR:HG23	8:72:122:ARG:N	2.29	0.47
10:1A:50:ILE:HD13	10:1A:60:ARG:HD3	1.97	0.47
15:6A:76:GLU:HA	15:6A:79:ARG:CZ	2.44	0.47
26:14:21:A:C2	26:14:520:G:C2	3.02	0.47
26:14:139:G:H1'	26:14:140:A:H2	1.78	0.47
26:14:2652:C:H42	26:14:2668:G:H22	1.62	0.47
27:1J:73:A:C4	27:1J:104:A:C2	3.03	0.47
28:79:178:ALA:HA	28:79:185:LEU:HD11	1.96	0.47
29:19:70:TRP:CH2	29:19:150:LYS:HA	2.50	0.47
30:29:39:PRO:HD3	30:29:45:THR:HG23	1.96	0.47
33:59:26:VAL:HG11	33:59:75:ALA:HB1	1.96	0.47
38:15:116:LEU:O	38:15:119:ARG:N	2.45	0.47
39:25:24:VAL:HA	39:25:39:ILE:HG22	1.95	0.47
40:35:47:ASP:HB3	40:35:50:ARG:H	1.78	0.47
43:65:93:LYS:HE2	43:65:95:HIS:HB3	1.95	0.47
46:95:46:VAL:HG23	46:95:52:VAL:HG21	1.96	0.47
46:95:99:ILE:H	46:95:99:ILE:HG13	1.50	0.47
53:G5:49:LYS:HA	53:G5:52:ASP:HB2	1.97	0.47
54:H5:8:LEU:HD23	54:H5:30:ARG:O	2.14	0.47
1:13:964:A:N3	1:13:969:A:O2'	2.35	0.47
1:13:976:G:H5'	1:13:1358:U:O2'	2.14	0.47
1:13:994:A:H2'	1:13:994:A:N3	2.29	0.47

Continued on next page...

Continued from previous page...

Atom-1	Atom-2	Interatomic distance (Å)	Clash overlap (Å)
1:13:1070:U:H2'	1:13:1071:C:H6	1.79	0.47
1:13:1352:C:N4	63:13:2043:HOH:O	2.48	0.47
1:13:1412:C:OP1	12:3I:57:LYS:NZ	2.44	0.47
3:2E:22:TRP:CH2	3:2E:32:LEU:HB3	2.49	0.47
3:2E:35:GLU:O	3:2E:39:ILE:N	2.40	0.47
5:4E:100:VAL:HG22	5:4E:115:VAL:HG12	1.96	0.47
15:6I:82:ILE:O	15:6I:86:GLY:N	2.46	0.47
26:1H:359:A:H2'	26:1H:360:G:O4'	2.15	0.47
26:1H:644:A:O2'	26:1H:645:C:H3'	2.14	0.47
26:1H:813:U:H2'	26:1H:814:C:C6	2.49	0.47
26:1H:1062:G:H8	26:1H:1062:G:O5'	1.96	0.47
26:1H:1314:C:OP1	63:1H:3731:HOH:O	2.19	0.47
26:1H:2140:C:O2	26:1H:2152:G:N2	2.47	0.47
26:1H:2199:A:H3'	26:1H:2205:C:H6	1.78	0.47
26:1H:2780:G:OP2	38:58:118:LYS:HE2	2.14	0.47
46:D8:36:PRO:CB	46:D8:37:VAL:HG22	2.45	0.47
46:D8:62:LEU:HD12	46:D8:62:LEU:HA	1.55	0.47
53:K8:18:PRO:O	53:K8:21:LEU:HB2	2.15	0.47
1:1G:280:C:N3	17:8A:39:SER:N	2.62	0.47
1:1G:969:A:H2'	1:1G:970:C:O4'	2.14	0.47
2:12:15:VAL:HB	2:12:16:HIS:ND1	2.29	0.47
3:22:113:ALA:HB2	3:22:202:ILE:HG13	1.96	0.47
3:22:121:ALA:HB1	3:22:189:ALA:HB2	1.97	0.47
12:3A:27:LEU:HG	12:3A:33:ARG:HB2	1.96	0.47
12:3A:100:ILE:HG22	12:3A:101:VAL:N	2.29	0.47
26:14:10:G:N1	26:14:2629:A:N7	2.62	0.47
26:14:55:G:H2'	26:14:56:A:C8	2.50	0.47
26:14:271(B):G:N7	26:14:421:U:H2'	2.29	0.47
26:14:680:G:N7	63:14:4042:HOH:O	2.36	0.47
26:14:1116:C:H2'	26:14:1117:G:C8	2.49	0.47
26:14:1441:G:H2'	26:14:1442:G:C8	2.48	0.47
26:14:2880:C:O2'	42:55:90:ARG:HD3	2.14	0.47
28:79:52:ARG:NE	28:79:167:LYS:HB3	2.28	0.47
39:25:102:VAL:HB	39:25:106:LEU:HD12	1.97	0.47
46:95:46:VAL:CG2	46:95:52:VAL:HG21	2.44	0.47
53:G5:37:PHE:C	53:G5:39:ALA:H	2.17	0.47
1:13:108:G:C6	20:BI:15:ARG:HD2	2.49	0.47
1:13:963:G:N2	10:1I:55:LYS:HE2	2.15	0.47
1:13:1014:A:C2	1:13:1219:U:H1'	2.49	0.47
1:13:1080:A:H5''	1:13:1081:G:OP2	2.14	0.47
1:13:1252:A:H2'	1:13:1253:G:O4'	2.15	0.47

Continued on next page...

Continued from previous page...

Atom-1	Atom-2	Interatomic distance (Å)	Clash overlap (Å)
4:3E:8:VAL:CG1	4:3E:21:LEU:HB2	2.45	0.47
5:4E:76:ILE:HD13	5:4E:91:LEU:HB3	1.95	0.47
8:7E:12:ARG:HD3	8:7E:26:VAL:HB	1.96	0.47
26:1H:558:G:P	38:58:111:PRO:HD2	2.54	0.47
26:1H:662:G:H5'	40:78:15:ARG:CA	2.37	0.47
26:1H:1705:G:C2'	26:1H:1706:U:H5'	2.45	0.47
26:1H:2125:G:H1	26:1H:2171:A:H5''	1.80	0.47
26:1H:2291:U:H2'	26:1H:2292:C:C6	2.50	0.47
26:1H:2680:C:OP2	30:21:111:ARG:NH2	2.48	0.47
31:31:24:LEU:HD21	31:31:114:VAL:HG12	1.95	0.47
31:31:64:ILE:HG23	31:31:65:TRP:NE1	2.29	0.47
33:51:157:TYR:CE1	33:51:171:LEU:HB3	2.50	0.47
46:D8:1:MET:SD	46:D8:43:GLU:HG2	2.55	0.47
54:L8:50:VAL:O	54:L8:54:VAL:HG12	2.14	0.47
1:1G:130:A:OP2	17:8A:63:ARG:NH2	2.34	0.47
1:1G:574:A:O2'	1:1G:882:C:O2'	2.26	0.47
1:1G:673:G:O3'	6:52:87:ARG:NH2	2.47	0.47
1:1G:746:A:H2'	1:1G:747:C:C6	2.49	0.47
1:1G:848:C:O5'	1:1G:848:C:H6	1.98	0.47
1:1G:1443:G:O2'	44:75:122:ASP:OD2	2.32	0.47
12:3A:27:LEU:O	12:3A:27:LEU:HD13	2.15	0.47
14:5A:17:LYS:HD2	14:5A:18:VAL:N	2.30	0.47
26:14:38:A:H2'	26:14:39:C:C6	2.50	0.47
26:14:315:G:H2'	26:14:316:C:C6	2.49	0.47
26:14:1137:G:O2'	26:14:2039:C:H5'	2.13	0.47
26:14:1450:C:H2'	26:14:1451:C:C6	2.50	0.47
26:14:1893:C:H2'	26:14:1894:C:H5'	1.95	0.47
26:14:2031:A:C6	26:14:2498:C:H1'	2.49	0.47
26:14:2054:A:H5''	26:14:2055:C:O5'	2.14	0.47
26:14:2151:G:C2	26:14:2152:G:H1'	2.50	0.47
26:14:2338:G:N2	26:14:2339:G:C4	2.83	0.47
26:14:2856:C:H2'	26:14:2857:G:O4'	2.14	0.47
27:1J:44:G:C2	27:1J:48:A:C2	3.02	0.47
32:49:16:ARG:O	32:49:20:ILE:HG13	2.14	0.47
43:65:89:ARG:O	43:65:90:GLY:C	2.53	0.47
49:C5:38:ILE:HD11	49:C5:66:PRO:HG3	1.96	0.47
59:M5:50:LEU:O	59:M5:51:ALA:HB2	2.15	0.47
1:13:114:U:H2'	1:13:115:G:C8	2.50	0.47
1:13:219:C:H2'	1:13:220:G:O4'	2.14	0.47
1:13:224:C:H2'	1:13:225:C:C6	2.50	0.47
1:13:427:U:H5'	4:3E:41:GLY:HA2	1.96	0.47

Continued on next page...

Continued from previous page...

Atom-1	Atom-2	Interatomic distance (Å)	Clash overlap (Å)
1:13:452:A:O2'	1:13:453:A:O4'	2.32	0.47
1:13:468:A:H2'	1:13:474:G:C8	2.49	0.47
1:13:1008:C:H42	1:13:1021:G:H1	1.62	0.47
1:13:1087:G:H2'	1:13:1088:G:C8	2.50	0.47
11:2I:43:SER:OG	11:2I:44:SER:N	2.48	0.47
11:2I:124:LYS:HB3	11:2I:125:PHE:CE1	2.49	0.47
22:1K:23:G:H2'	22:1K:24:A:C8	2.50	0.47
26:1H:879:G:O5'	26:1H:879:G:H8	1.98	0.47
26:1H:1570:A:H5'	29:11:37:LEU:CD2	2.36	0.47
27:16:12:C:H6	27:16:12:C:OP2	1.98	0.47
32:41:130:ASN:HB3	32:41:159:VAL:O	2.15	0.47
53:K8:64:LEU:HD21	53:K8:68:ARG:NH1	2.30	0.47
1:1G:144:G:H1	1:1G:178:C:H42	1.61	0.47
1:1G:977:A:H2'	1:1G:978:A:H5'	1.96	0.47
1:1G:1327:C:H2'	1:1G:1328:C:C6	2.49	0.47
2:12:134:GLU:O	2:12:138:LEU:HG	2.14	0.47
7:62:95:ARG:O	7:62:99:LEU:HB2	2.14	0.47
13:4A:25:ILE:HD13	13:4A:25:ILE:HA	1.74	0.47
26:14:498:G:H21	49:C5:47:LYS:HZ2	1.58	0.47
26:14:956:G:OP1	41:45:85:LYS:HA	2.15	0.47
26:14:979:G:H3'	26:14:980:A:C5'	2.43	0.47
26:14:1069:A:H4'	26:14:1070:A:H5''	1.97	0.47
26:14:1114:G:H2'	26:14:1115:G:C8	2.50	0.47
26:14:1174:A:H3'	26:14:1174:A:N3	2.30	0.47
26:14:1774:C:O5'	26:14:1774:C:H6	1.97	0.47
26:14:1857:G:C6	26:14:1858:G:N1	2.83	0.47
26:14:2292:C:OP1	43:65:17:ARG:NH2	2.48	0.47
26:14:2859:G:H4'	26:14:2860:A:OP1	2.14	0.47
35:69:62:LYS:HG3	35:69:63:ALA:N	2.29	0.47
44:75:27:THR:OG1	44:75:89:VAL:HG22	2.15	0.47
53:G5:43:GLN:HB2	53:G5:45:SER:N	2.29	0.47
1:13:145:G:N2	1:13:177:C:N3	2.49	0.47
1:13:169:C:H2'	1:13:170:U:H6	1.80	0.47
1:13:313:A:H2'	1:13:314:C:C6	2.50	0.47
1:13:359:U:H2'	1:13:360:A:C8	2.50	0.47
1:13:474:G:H5'	16:7I:81:ARG:NE	2.30	0.47
1:13:624:C:H2'	1:13:625:G:H8	1.79	0.47
1:13:791:G:C6	1:13:792:A:C2	3.03	0.47
1:13:902:G:O2'	1:13:903:G:H5'	2.14	0.47
1:13:944:G:P	63:13:1999:HOH:O	2.73	0.47
1:13:1060:C:C5	3:2E:2:GLY:HA2	2.49	0.47

Continued on next page...

Continued from previous page...

Atom-1	Atom-2	Interatomic distance (Å)	Clash overlap (Å)
1:13:1118:C:H1'	1:13:1179:A:C4	2.50	0.47
1:13:1305:G:OP2	1:13:1305:G:C8	2.66	0.47
4:3E:76:ARG:HG3	4:3E:207:TYR:CE1	2.50	0.47
4:3E:110:PHE:CE2	4:3E:148:VAL:HG23	2.48	0.47
5:4E:126:ARG:HG3	5:4E:126:ARG:NH1	2.28	0.47
7:6E:74:GLU:HG2	7:6E:91:VAL:HG22	1.95	0.47
8:7E:39:LEU:HB3	8:7E:45:ILE:HG12	1.96	0.47
18:9I:22:VAL:HG22	18:9I:42:ARG:HH22	1.77	0.47
18:9I:31:LEU:HD23	18:9I:31:LEU:H	1.79	0.47
23:2K:48:U:H1'	23:2K:49:C:O5'	2.14	0.47
26:1H:775:G:C5	26:1H:794:G:C8	3.02	0.47
26:1H:805:G:P	40:78:41:ARG:HG2	2.55	0.47
26:1H:822:U:OP2	63:1H:3917:HOH:O	2.19	0.47
26:1H:1430:C:H2'	26:1H:1431:U:H6	1.80	0.47
26:1H:2119:A:N1	26:1H:2170:A:H2'	2.30	0.47
26:1H:2124:G:H5''	28:71:174:PRO:HG3	1.97	0.47
26:1H:2260:C:C2'	26:1H:2261:C:H5'	2.44	0.47
26:1H:2646:C:OP2	26:1H:2732:G:O2'	2.18	0.47
29:11:38:LYS:H	29:11:38:LYS:HZ3	1.63	0.47
29:11:147:LEU:HD13	29:11:155:LEU:HD21	1.96	0.47
30:21:116:VAL:H	30:21:157:ALA:HB2	1.80	0.47
31:31:134:GLY:HA3	31:31:166:ALA:HB2	1.97	0.47
32:41:82:LEU:HD22	32:41:82:LEU:HA	1.68	0.47
33:51:68:THR:O	33:51:72:ILE:HG13	2.15	0.47
37:48:74:ALA:H	37:48:127:ILE:HG23	1.80	0.47
37:48:132:ARG:O	37:48:137:GLU:HA	2.14	0.47
50:H8:152:ALA:HB3	50:H8:167:PRO:O	2.15	0.47
50:H8:155:LEU:HA	50:H8:155:LEU:HD23	1.55	0.47
57:O8:40:CYS:SG	57:O8:45:LYS:HE2	2.55	0.47
59:Q8:61:LEU:O	59:Q8:63:PRO:HD3	2.15	0.47
1:1G:142:G:H2'	1:1G:143:A:H8	1.78	0.47
1:1G:450:G:N7	1:1G:481:G:C6	2.83	0.47
1:1G:865:A:O5'	1:1G:865:A:H8	1.97	0.47
1:1G:1109:C:H2'	1:1G:1110:A:O4'	2.13	0.47
1:1G:1321:C:N4	1:1G:1322:C:N4	2.63	0.47
1:1G:1326:C:OP1	21:1B:12:LYS:HE3	2.14	0.47
4:32:28:SER:HA	4:32:29:PRO:HA	1.61	0.47
4:32:31:CYS:HB2	4:32:33:MET:H	1.80	0.47
4:32:178:VAL:C	4:32:180:GLY:H	2.18	0.47
6:52:1:MET:HG2	6:52:68:PRO:HA	1.97	0.47
8:72:97:VAL:O	8:72:100:ILE:HG13	2.15	0.47

Continued on next page...

Continued from previous page...

Atom-1	Atom-2	Interatomic distance (Å)	Clash overlap (Å)
14:5A:53:LEU:HD23	14:5A:53:LEU:HA	1.61	0.47
15:6A:25:THR:HG21	15:6A:70:LEU:HB2	1.95	0.47
17:8A:56:VAL:HG21	17:8A:81:ARG:HG3	1.97	0.47
22:1L:27:A:H61	22:1L:45:C:H42	1.63	0.47
24:3L:49:C:H5 ^{''}	24:3L:49:C:O2	2.15	0.47
26:14:26:G:C6	26:14:27:G:N1	2.83	0.47
26:14:131:G:OP2	63:14:3896:HOH:O	2.21	0.47
26:14:498:G:H21	49:C5:47:LYS:HZ1	1.59	0.47
26:14:662:G:H5 [']	40:35:15:ARG:CA	2.45	0.47
26:14:673:C:H4 [']	31:39:82:ILE:CG1	2.44	0.47
26:14:1812:A:H2 [']	26:14:1813:G:H8	1.80	0.47
26:14:2295:C:H41	43:65:13:ARG:HH22	1.62	0.47
26:14:2357:U:P	51:E5:20:ARG:HH11	2.36	0.47
26:14:2441:C:OP2	26:14:2586:C:O2 [']	2.27	0.47
26:14:2614:A:H3 [']	63:14:3791:HOH:O	2.15	0.47
26:14:2776:A:H4 [']	26:14:2777:G:O5 [']	2.15	0.47
26:14:2836:U:H2 [']	26:14:2837:G:C8	2.50	0.47
27:1J:116:G:H2 [']	27:1J:117:G:O4 [']	2.14	0.47
29:19:85:ASP:OD1	29:19:87:ASN:ND2	2.48	0.47
31:39:8:GLN:HB3	31:39:124:LEU:HD11	1.96	0.47
33:59:54:ARG:HB3	33:59:65:HIS:HB2	1.95	0.47
33:59:102:ALA:HB2	33:59:116:GLU:HA	1.97	0.47
35:69:4:ILE:HG23	35:69:18:VAL:HG22	1.97	0.47
43:65:77:ALA:O	43:65:80:LEU:N	2.47	0.47
44:75:5:ALA:O	44:75:8:LYS:N	2.48	0.47
1:13:243:A:H4 [']	1:13:244:U:H3 [']	1.97	0.47
1:13:1178:G:N2	1:13:1181:G:C8	2.80	0.47
2:1E:17:PHE:CD2	2:1E:44:LEU:HD21	2.50	0.47
17:8I:55:ASP:HA	17:8I:79:SER:HA	1.96	0.47
21:1F:5:ASP:O	21:1F:11:GLY:HA3	2.15	0.47
26:1H:349:G:H2 [']	26:1H:350:U:O4 [']	2.15	0.47
26:1H:616:A:C4	31:31:180:GLY:HA2	2.50	0.47
26:1H:1045:A:O5 [']	26:1H:1046:A:H5 [']	2.15	0.47
26:1H:1678:G:H21	26:1H:1989:G:H22	1.57	0.47
33:51:9:ILE:HG23	33:51:51:ARG:HB3	1.96	0.47
37:48:82:ALA:O	37:48:84:LEU:N	2.48	0.47
40:78:71:VAL:CG1	40:78:72:PRO:HD3	2.45	0.47
50:H8:165:VAL:HA	50:H8:167:PRO:HD3	1.97	0.47
1:1G:673:G:H5 ^{''}	6:52:87:ARG:CZ	2.44	0.47
1:1G:1099:G:C6	1:1G:1100:C:N3	2.83	0.47
1:1G:1238:A:H2	1:1G:1241:G:N3	2.12	0.47

Continued on next page...

Continued from previous page...

Atom-1	Atom-2	Interatomic distance (Å)	Clash overlap (Å)
1:1G:1306:A:H1'	1:1G:1332:A:C6	2.49	0.47
1:1G:1443:G:H22	44:75:119:LYS:HB2	1.80	0.47
1:1G:1523:G:OP1	11:2A:123:LYS:HD2	2.15	0.47
5:42:60:TYR:HB3	5:42:64:ARG:CZ	2.44	0.47
6:52:21:LEU:HD22	6:52:21:LEU:HA	1.71	0.47
17:8A:59:ILE:CG2	17:8A:71:PHE:HB3	2.45	0.47
26:14:459:U:H2'	26:14:460:A:H8	1.80	0.47
26:14:910:A:C5	41:45:13:GLN:HG3	2.50	0.47
26:14:1019:U:H2'	26:14:1020:A:H8	1.79	0.47
26:14:1215:G:C4	26:14:1216:G:C8	3.03	0.47
26:14:1252:G:N3	45:85:33:ARG:HD2	2.30	0.47
26:14:1316:U:H2'	26:14:1317:A:H8	1.79	0.47
26:14:1751:C:H2'	26:14:1752:C:C6	2.50	0.47
26:14:2401:U:H2'	26:14:2402:C:H5''	1.96	0.47
26:14:2629:A:H1'	26:14:2895:U:O4	2.15	0.47
32:49:122:PRO:HG3	32:49:181:ARG:CZ	2.45	0.47
40:35:95:VAL:HG12	40:35:125:VAL:HA	1.95	0.47
43:65:7:TYR:CZ	43:65:91:PRO:HG3	2.50	0.47
43:65:102:ALA:O	43:65:105:ALA:N	2.48	0.47
49:C5:37:VAL:HG23	49:C5:67:LEU:HB3	1.96	0.47
53:G5:45:SER:O	53:G5:45:SER:OG	2.32	0.47
1:13:9:G:C2	1:13:26:A:C6	3.02	0.47
1:13:114:U:O2'	1:13:115:G:H5'	2.15	0.47
1:13:660:G:OP1	15:6I:5:LYS:HD3	2.15	0.47
1:13:1316:G:N2	1:13:1319:A:OP2	2.38	0.47
10:1I:3:LYS:O	10:1I:100:THR:HA	2.14	0.47
20:BI:43:LEU:HD12	20:BI:51:GLU:HB3	1.96	0.47
22:1K:14:A:O2'	22:1K:15:G:C8	2.66	0.47
23:2K:17:C:OP1	23:2K:61:U:O2'	2.26	0.47
26:1H:36:G:C5	26:1H:37:C:C5	3.03	0.47
26:1H:49:A:H4'	26:1H:50:U:H5''	1.97	0.47
26:1H:197:A:H62	26:1H:2430:A:H2'	1.79	0.47
26:1H:354:G:H2'	26:1H:355:G:H8	1.80	0.47
26:1H:547:A:H2'	26:1H:548:A:C8	2.50	0.47
26:1H:861:A:N3	27:16:79:C:O2'	2.47	0.47
26:1H:934:G:H2'	26:1H:935:C:H6	1.80	0.47
26:1H:957:A:N1	26:1H:2458:G:H4'	2.30	0.47
26:1H:1050:A:C8	26:1H:2751:G:C4	3.03	0.47
26:1H:1667:G:O2'	26:1H:1991:U:O4	2.28	0.47
26:1H:2102:U:H2'	26:1H:2103:C:C6	2.50	0.47
26:1H:2213:U:H1'	52:J8:52:ARG:CZ	2.45	0.47

Continued on next page...

Continued from previous page...

Atom-1	Atom-2	Interatomic distance (Å)	Clash overlap (Å)
26:1H:2788:C:O2'	26:1H:2809:A:N3	2.43	0.47
27:16:72:G:C4	63:16:330:HOH:O	2.66	0.47
29:11:154:LYS:HB2	29:11:155:LEU:HD12	1.97	0.47
31:31:59:TYR:CD1	31:31:78:ILE:HD11	2.50	0.47
39:68:8:LEU:N	39:68:8:LEU:HD23	2.30	0.47
43:A8:67:ARG:O	43:A8:71:ARG:HG3	2.15	0.47
48:F8:23:GLU:H	48:F8:23:GLU:HG2	1.35	0.47
52:J8:85:LEU:HD13	52:J8:85:LEU:HA	1.50	0.47
55:M8:23:GLU:HG2	55:M8:25:TYR:HD2	1.80	0.47
1:1G:1023:G:C4	1:1G:1024:G:H1'	2.50	0.47
1:1G:1328:C:OP1	21:1B:21:TYR:OH	2.31	0.47
2:12:32:ILE:HD11	2:12:34:ALA:O	2.15	0.47
2:12:137:ARG:HH12	2:12:141:GLU:HB2	1.80	0.47
5:42:103:GLY:O	5:42:106:PRO:HD2	2.14	0.47
8:72:7:ALA:O	8:72:11:THR:OG1	2.33	0.47
26:14:273(C):C:H5'	26:14:273(D):C:OP2	2.15	0.47
26:14:574:C:P	63:14:3741:HOH:O	2.70	0.47
26:14:827:U:OP2	26:14:828:U:C5	2.68	0.47
26:14:1639:U:OP1	63:14:3887:HOH:O	2.20	0.47
26:14:1753:G:N1	26:14:1756:G:C2	2.83	0.47
26:14:1959:G:H2'	26:14:1960:A:H5''	1.97	0.47
26:14:2209:C:O2	26:14:2216:G:C2	2.68	0.47
27:1J:42:C:N3	32:49:91:ARG:NH2	2.62	0.47
29:19:253:GLN:CG	29:19:255:LYS:HZ1	2.27	0.47
30:29:36:ARG:HD3	30:29:85:ASN:OD1	2.14	0.47
33:59:87:LEU:HA	33:59:163:TYR:O	2.15	0.47
33:59:153:LYS:N	33:59:154:PRO:HD3	2.30	0.47
40:35:80:TYR:CD1	40:35:111:ARG:HB2	2.50	0.47
41:45:32:TYR:HE2	41:45:109:VAL:HG23	1.79	0.47
48:B5:12:VAL:HG23	48:B5:17:ALA:HB2	1.97	0.47
52:F5:16:ASN:HB3	52:F5:37:ILE:HD11	1.96	0.47
1:13:272:C:H2'	1:13:273:A:C8	2.50	0.47
1:13:277:C:OP1	17:8I:41:LYS:HE2	2.15	0.47
1:13:947:G:OP1	13:4I:108:ARG:HB3	2.14	0.47
1:13:1003:G:H1	1:13:1037:C:H42	1.62	0.47
1:13:1012:U:H2'	1:13:1013:G:C8	2.50	0.47
1:13:1028(B):C:H41	1:13:1032(A):G:H21	1.63	0.47
1:13:1345:U:H4'	1:13:1346:A:H5'	1.96	0.47
1:13:1399:C:C2	1:13:1502:A:N6	2.82	0.47
2:1E:19:HIS:CD2	2:1E:206:ASP:HB2	2.50	0.47
10:1I:54:PHE:CE1	10:1I:55:LYS:HE3	2.50	0.47

Continued on next page...

Continued from previous page...

Atom-1	Atom-2	Interatomic distance (Å)	Clash overlap (Å)
12:3I:110:VAL:CG2	12:3I:120:TYR:HB3	2.45	0.47
26:1H:273:G:H1	26:1H:364:C:N4	2.13	0.47
26:1H:831:G:OP1	63:1H:3971:HOH:O	2.21	0.47
26:1H:1021:A:C8	26:1H:1022:G:H5'	2.49	0.47
26:1H:1486:A:H2'	26:1H:1487:G:H8	1.79	0.47
26:1H:1726:G:H2'	26:1H:1727:U:O4'	2.14	0.47
26:1H:1879:C:H2'	26:1H:1880:C:O4'	2.15	0.47
26:1H:2250:G:C6	41:88:83:MET:HB3	2.50	0.47
26:1H:2693:A:H2'	26:1H:2694:G:H8	1.80	0.47
26:1H:2808:U:H2'	26:1H:2809:A:H8	1.80	0.47
26:1H:2820:A:OP2	42:98:2:ARG:NH1	2.47	0.47
26:1H:2860:A:C8	26:1H:2861:G:H1'	2.49	0.47
27:16:12:C:O2'	51:18:74:ARG:HG2	2.15	0.47
30:21:92:THR:HG22	30:21:93:VAL:H	1.80	0.47
31:31:34:TRP:NE1	40:78:8:PRO:HD3	2.30	0.47
37:48:73:PRO:HB2	37:48:127:ILE:HD12	1.97	0.47
44:B8:26:ASP:HB2	44:B8:90:GLN:O	2.15	0.47
46:D8:21:ARG:HG2	46:D8:91:TYR:HE2	1.79	0.47
46:D8:93:GLU:O	46:D8:94:LEU:HD23	2.14	0.47
53:K8:64:LEU:HD22	53:K8:68:ARG:HD2	1.96	0.47
54:L8:9:VAL:HG21	54:L8:55:ARG:HG3	1.97	0.47
55:M8:13:ARG:CZ	55:M8:22:ILE:HG23	2.45	0.47
1:1G:359:U:H2'	1:1G:360:A:H8	1.76	0.47
1:1G:1321:C:C4	1:1G:1322:C:C5	3.03	0.47
1:1G:1353:G:N2	1:1G:1354:C:O2	2.48	0.47
3:22:37:GLN:HG2	3:22:40:ARG:NH1	2.29	0.47
9:82:84:ALA:O	9:82:87:GLN:HB3	2.15	0.47
10:1A:63:PHE:HB3	14:5A:57:ARG:O	2.14	0.47
23:2L:12:G:H1'	26:14:1923:U:O2'	2.15	0.47
26:14:91:A:H2'	26:14:92:G:H8	1.80	0.47
26:14:1025:G:C4	26:14:1135:C:H1'	2.50	0.47
26:14:1075:C:H2'	26:14:1076:C:H6	1.80	0.47
26:14:1111:A:C5'	33:59:3:ARG:HD3	2.43	0.47
26:14:1138:G:C4	26:14:1139:G:H1'	2.50	0.47
26:14:1567:A:O2'	29:19:63:ARG:NH2	2.48	0.47
26:14:1790:C:H2'	26:14:1791:A:C5	2.50	0.47
29:19:3:VAL:HG23	29:19:200:ASP:OD2	2.14	0.47
35:69:10:GLU:O	35:69:11:ASN:HB2	2.14	0.47
49:C5:39:VAL:O	49:C5:40:GLU:HB2	2.15	0.47
1:13:983:A:H5'	1:13:984:C:OP2	2.15	0.46
2:1E:166:ASP:OD2	2:1E:169:LYS:HG3	2.15	0.46

Continued on next page...

Continued from previous page...

Atom-1	Atom-2	Interatomic distance (Å)	Clash overlap (Å)
8:7E:120:THR:N	8:7E:123:GLU:HG3	2.26	0.46
9:8E:19:LEU:HD12	9:8E:84:ALA:HB3	1.97	0.46
9:8E:42:ARG:NH1	9:8E:71:SER:OG	2.47	0.46
16:7I:42:ARG:O	16:7I:44:THR:HG23	2.15	0.46
24:3K:7:G:C4	24:3K:50:G:N7	2.83	0.46
26:1H:239:U:H2'	26:1H:240:G:C8	2.50	0.46
26:1H:946:G:OP1	63:1H:3736:HOH:O	2.20	0.46
26:1H:1189:A:P	63:1H:3913:HOH:O	2.73	0.46
26:1H:1337:G:H2'	26:1H:1338:G:H8	1.80	0.46
26:1H:2394:C:H2'	26:1H:2395:C:H6	1.80	0.46
29:11:126:GLN:HG2	29:11:127:VAL:N	2.30	0.46
29:11:260:ARG:NH1	29:11:267:SER:OG	2.47	0.46
30:21:101:ARG:HB3	30:21:201:THR:OG1	2.15	0.46
34:18:5:ILE:H	34:18:5:ILE:HD12	1.79	0.46
1:1G:815:A:N7	1:1G:1509:C:O2'	2.37	0.46
1:1G:1124:G:HO2'	1:1G:1145:C:N4	2.12	0.46
1:1G:1261:A:H5'	1:1G:1283:G:O3'	2.15	0.46
2:12:5:ILE:HD13	2:12:55:PHE:HB3	1.97	0.46
2:12:78:GLN:O	2:12:94:ASN:ND2	2.48	0.46
9:82:28:VAL:CG2	9:82:63:ILE:HB	2.43	0.46
10:1A:6:ILE:HG23	10:1A:98:ILE:HG23	1.97	0.46
10:1A:38:ILE:HB	10:1A:71:LEU:O	2.15	0.46
11:2A:33:THR:HA	11:2A:39:PRO:HA	1.96	0.46
20:BA:25:ARG:HG3	20:BA:29:LYS:NZ	2.29	0.46
20:BA:64:ASP:OD2	20:BA:81:LYS:HD2	2.13	0.46
22:1L:5:C:C2'	22:1L:6:C:H5'	2.45	0.46
22:1L:69:G:H2'	22:1L:70:A:C8	2.50	0.46
26:14:29:U:H2'	26:14:30:G:C8	2.50	0.46
26:14:1170:G:C2'	26:14:1171:G:H5'	2.44	0.46
26:14:1448:G:H1'	26:14:1528:A:H62	1.80	0.46
26:14:1537:C:H2'	26:14:1538:G:C8	2.50	0.46
26:14:1970:A:P	63:14:3793:HOH:O	2.70	0.46
26:14:2287:A:N6	26:14:2344:U:N3	2.54	0.46
26:14:2419:U:H5''	59:M5:34:TRP:H	1.80	0.46
26:14:2458:G:O2'	26:14:2490:G:O6	2.23	0.46
33:59:89:ILE:HG23	33:59:129:THR:O	2.15	0.46
39:25:104:ARG:CZ	39:25:104:ARG:HB2	2.43	0.46
47:A5:47:VAL:HA	47:A5:50:VAL:HG12	1.97	0.46
50:D5:107:THR:N	50:D5:108:PRO:HD3	2.31	0.46
51:E5:12:ASN:HA	51:E5:14:ARG:NH2	2.17	0.46
1:13:250:A:H5'	1:13:250:A:H8	1.80	0.46

Continued on next page...

Continued from previous page...

Atom-1	Atom-2	Interatomic distance (Å)	Clash overlap (Å)
1:13:295:C:H2'	1:13:296:U:O4'	2.14	0.46
1:13:498:A:H4'	1:13:500:G:OP1	2.14	0.46
1:13:558:G:H2'	1:13:559:A:H2	1.80	0.46
1:13:673:G:H2'	1:13:674:G:C8	2.50	0.46
1:13:1003:G:N1	1:13:1036:G:O6	2.48	0.46
3:2E:95:THR:HB	3:2E:97:LYS:HG3	1.97	0.46
4:3E:65:ARG:HG3	4:3E:70:ILE:HG22	1.98	0.46
4:3E:96:LEU:HG	4:3E:139:ARG:HH12	1.80	0.46
4:3E:209:ARG:HE	4:3E:209:ARG:CA	2.28	0.46
7:6E:5:ARG:HH21	7:6E:8:GLU:HG2	1.81	0.46
10:1I:63:PHE:HB3	14:5I:57:ARG:O	2.15	0.46
12:3I:10:LEU:HD23	17:8I:32:TYR:CZ	2.50	0.46
23:2K:17:C:OP2	23:2K:18:C:O2'	2.20	0.46
26:1H:67:U:H2'	26:1H:68:G:H8	1.80	0.46
26:1H:330:A:O2'	26:1H:331:A:C8	2.57	0.46
26:1H:890:A:C8	26:1H:892:G:C8	3.00	0.46
26:1H:2069:G:H4'	63:1H:4282:HOH:O	2.13	0.46
26:1H:2126:A:H1'	26:1H:2162:G:H21	1.80	0.46
26:1H:2469:A:O2'	41:88:56:ARG:HG2	2.16	0.46
26:1H:2784:C:H5''	30:21:41:LYS:NZ	2.30	0.46
26:1H:2846:G:H2'	26:1H:2847:U:O4'	2.16	0.46
29:11:35:LYS:HB2	29:11:62:TYR:O	2.15	0.46
29:11:35:LYS:HA	29:11:64:ILE:HG22	1.97	0.46
31:31:177:ALA:HB1	31:31:178:PRO:HD2	1.97	0.46
37:48:117:THR:HG23	37:48:122:ALA:HB1	1.97	0.46
41:88:5:ARG:O	41:88:7:MET:N	2.48	0.46
42:98:50:HIS:NE2	42:98:54:LEU:HD21	2.30	0.46
50:H8:11:GLU:HG2	50:H8:36:LYS:HZ1	1.80	0.46
51:I8:48:GLY:N	51:I8:79:VAL:O	2.45	0.46
1:1G:144:G:H1	1:1G:178:C:N4	2.14	0.46
1:1G:719:C:C5	1:1G:720:C:C4	3.03	0.46
1:1G:837:G:H2'	1:1G:838:G:O4'	2.15	0.46
1:1G:1095:U:H2'	1:1G:1096:C:H6	1.79	0.46
1:1G:1227:A:O2'	13:4A:115:LYS:HB2	2.15	0.46
2:12:85:ALA:HB1	2:12:92:TYR:HB3	1.96	0.46
26:14:188:G:H5'	52:F5:14:VAL:HG21	1.97	0.46
26:14:511:U:H3'	26:14:512:G:H5''	1.97	0.46
26:14:859:G:O2'	26:14:916:G:O6	2.28	0.46
26:14:1830:C:O5'	26:14:1830:C:H6	1.98	0.46
26:14:2165:G:H8	26:14:2166:G:H5'	1.80	0.46
26:14:2352:A:N3	51:E5:33:ALA:HB1	2.30	0.46

Continued on next page...

Continued from previous page...

Atom-1	Atom-2	Interatomic distance (Å)	Clash overlap (Å)
33:59:95:ARG:HE	33:59:95:ARG:HB3	1.42	0.46
39:25:22:ILE:HD12	39:25:22:ILE:HA	1.49	0.46
45:85:88:ILE:HG23	45:85:90:VAL:HB	1.97	0.46
49:C5:8:LYS:HE2	49:C5:8:LYS:HB3	1.78	0.46
54:H5:37:LEU:HD13	54:H5:43:ILE:HG21	1.97	0.46
1:13:115:G:C2	1:13:289:G:N7	2.84	0.46
1:13:626:U:N3	1:13:627:G:N7	2.63	0.46
1:13:872:A:C4	1:13:874:G:N7	2.83	0.46
1:13:1244:C:H2'	1:13:1245:A:C8	2.51	0.46
1:13:1375:A:P	7:6E:28:ASN:HD22	2.38	0.46
4:3E:26:CYS:HA	61:3E:303:SF4:S3	2.55	0.46
5:4E:63:ARG:HA	5:4E:66:MET:HE2	1.98	0.46
9:8E:33:PHE:HE2	9:8E:47:LEU:HD21	1.80	0.46
15:6I:6:GLU:O	15:6I:10:LYS:HG2	2.15	0.46
16:7I:57:ARG:HH21	16:7I:79:VAL:C	2.18	0.46
26:1H:141(A):C:H2'	26:1H:142:G:O4'	2.16	0.46
26:1H:606:U:H4'	26:1H:658:C:H4'	1.98	0.46
26:1H:842:G:H2'	26:1H:843:G:O4'	2.16	0.46
26:1H:844:C:H2'	26:1H:845:G:O4'	2.15	0.46
26:1H:1021:A:C8	26:1H:1021:A:C3'	2.96	0.46
26:1H:1514:U:H2'	26:1H:1515:C:H6	1.80	0.46
26:1H:1899:G:N2	26:1H:1902:C:H5	2.13	0.46
26:1H:2402:C:O2'	26:1H:2403:C:OP1	2.33	0.46
29:11:244:ARG:HB2	29:11:245:PRO:HD2	1.97	0.46
30:21:108:SER:O	30:21:162:ALA:HA	2.15	0.46
38:58:67:LEU:HA	38:58:87:LEU:HD12	1.98	0.46
38:58:95:PRO:O	38:58:98:VAL:HG12	2.16	0.46
39:68:112:MET:H	39:68:112:MET:HG2	1.38	0.46
44:B8:70:VAL:HG12	44:B8:71:GLY:O	2.15	0.46
53:K8:15:LYS:HD3	53:K8:67:LYS:HZ1	1.80	0.46
1:1G:160:A:H2'	1:1G:161:A:O4'	2.15	0.46
1:1G:619:U:O2	4:32:135:LEU:HD22	2.15	0.46
1:1G:630:G:H2'	1:1G:631:G:H2'	1.96	0.46
1:1G:843:U:H3'	1:1G:848:C:O4'	2.15	0.46
1:1G:1189:C:H5''	1:1G:1190:G:OP2	2.15	0.46
1:1G:1329:A:H2'	1:1G:1330:U:O4'	2.16	0.46
1:1G:1349:A:H2'	1:1G:1350:A:O4'	2.16	0.46
4:32:148:VAL:HG12	4:32:152:SER:OG	2.16	0.46
9:82:99:LEU:HB3	9:82:101:PHE:CD1	2.50	0.46
13:4A:13:LYS:O	13:4A:45:VAL:HG23	2.15	0.46
22:1L:31:G:N2	22:1L:41:C:N3	2.57	0.46

Continued on next page...

Continued from previous page...

Atom-1	Atom-2	Interatomic distance (Å)	Clash overlap (Å)
22:1L:49:C:H2'	22:1L:60:A:H4'	1.96	0.46
23:2L:1:C:H4'	41:45:87:LYS:NZ	2.30	0.46
26:14:363:G:H2'	26:14:363(A):A:C8	2.47	0.46
26:14:597:U:H2'	26:14:598:G:C8	2.50	0.46
26:14:941:A:H2'	26:14:942:G:C8	2.51	0.46
26:14:957:A:C6	26:14:2459:A:C8	3.04	0.46
26:14:1055:G:N2	26:14:1085:A:O2'	2.48	0.46
26:14:1314:C:H5''	63:14:4010:HOH:O	2.15	0.46
26:14:1564:C:O2'	26:14:1565:C:H5'	2.16	0.46
26:14:1859:A:N6	26:14:1883:G:O2'	2.48	0.46
26:14:2058:A:OP1	63:14:3890:HOH:O	2.20	0.46
26:14:2107:C:H42	26:14:2182:G:H1	1.63	0.46
26:14:2269:A:P	63:14:3788:HOH:O	2.73	0.46
41:45:135:ASP:HB2	50:D5:49:ARG:HH12	1.80	0.46
42:55:38:VAL:HG22	42:55:112:ALA:HB2	1.97	0.46
42:55:103:ARG:CZ	42:55:110:PRO:HD3	2.45	0.46
43:65:5:THR:O	43:65:8:GLU:N	2.48	0.46
43:65:11:LYS:HG3	43:65:91:PRO:HD3	1.96	0.46
44:75:99:LEU:HD22	44:75:101:PHE:HE1	1.80	0.46
45:85:92:ARG:C	45:85:94:ASN:H	2.19	0.46
56:J5:31:VAL:HG13	56:J5:42:PRO:HG3	1.96	0.46
58:L5:8:ASN:C	58:L5:8:ASN:OD1	2.53	0.46
1:13:109:A:N7	1:13:326:G:H2'	2.30	0.46
1:13:636:U:H2'	1:13:637:G:H8	1.80	0.46
1:13:983:A:H1'	1:13:1049:U:O2	2.15	0.46
1:13:1409:C:H2'	1:13:1410:G:C8	2.50	0.46
3:2E:35:GLU:O	3:2E:38:ARG:N	2.48	0.46
11:2I:21:ILE:HG12	11:2I:30:VAL:CG1	2.43	0.46
23:2K:17:C:H4'	23:2K:18:C:OP2	2.16	0.46
26:1H:609(A):G:H2'	26:1H:610:C:C6	2.50	0.46
26:1H:1058:U:H2'	26:1H:1059:G:C8	2.50	0.46
26:1H:1354:A:O3'	29:11:39:LYS:HE3	2.16	0.46
26:1H:1439:A:C2	26:1H:1553:A:C5	3.04	0.46
26:1H:1508:A:H4'	26:1H:1509:C:C1'	2.45	0.46
26:1H:2876:G:O5'	44:B8:2:ASN:HA	2.15	0.46
31:31:39:TRP:O	31:31:43:LYS:HG2	2.16	0.46
31:31:129:PHE:O	31:31:142:TRP:CD1	2.68	0.46
33:51:4:ILE:HG21	33:51:6:ARG:CZ	2.45	0.46
35:61:33:ARG:O	35:61:35:LEU:N	2.49	0.46
36:38:108:LYS:HG2	36:38:109:SER:HB3	1.96	0.46
43:A8:65:VAL:O	43:A8:69:VAL:HG12	2.16	0.46

Continued on next page...

Continued from previous page...

Atom-1	Atom-2	Interatomic distance (Å)	Clash overlap (Å)
45:C8:58:ARG:HA	45:C8:61:TRP:CE3	2.50	0.46
49:G8:54:LYS:O	49:G8:55:TYR:CD2	2.69	0.46
59:Q8:16:ILE:HD13	59:Q8:59:LYS:HG3	1.96	0.46
1:1G:192:U:H2'	1:1G:193:C:H6	1.80	0.46
1:1G:197:A:H8	1:1G:198:G:N9	2.13	0.46
1:1G:695:A:H2'	1:1G:696:A:C8	2.50	0.46
1:1G:868:C:H2'	1:1G:869:G:O4'	2.15	0.46
1:1G:1251:A:H2'	1:1G:1252:A:C8	2.51	0.46
1:1G:1322:C:O2	1:1G:1322:C:H2'	2.15	0.46
2:12:82:ARG:HA	2:12:92:TYR:CE2	2.51	0.46
3:22:121:ALA:HB2	3:22:198:VAL:CG2	2.46	0.46
4:32:30:LYS:HB3	4:32:35:ARG:NH1	2.30	0.46
4:32:160:GLN:HA	4:32:163:GLU:HB2	1.96	0.46
5:42:122:GLU:O	5:42:126:ARG:NH1	2.49	0.46
8:72:8:ASP:O	8:72:12:ARG:HG3	2.15	0.46
8:72:73:ASP:OD1	8:72:75:ARG:HB2	2.15	0.46
9:82:5:TYR:HE1	9:82:16:ARG:HG2	1.80	0.46
9:82:55:ALA:C	9:82:57:GLY:H	2.17	0.46
9:82:55:ALA:O	9:82:57:GLY:N	2.48	0.46
10:1A:9:ARG:O	10:1A:95:GLU:HB3	2.15	0.46
22:1L:6:C:O2'	22:1L:7:G:H8	1.98	0.46
23:2L:54:G:H2'	23:2L:55:5MU:C6	2.49	0.46
24:3L:42:G:C6	24:3L:43:A:C5	3.03	0.46
26:14:108:U:H2'	26:14:109:G:C8	2.50	0.46
26:14:333:G:H5''	26:14:334:C:OP2	2.15	0.46
26:14:623:G:H2'	26:14:624:C:C6	2.50	0.46
26:14:637:A:OP1	40:35:133:SER:OG	2.23	0.46
26:14:1007:C:OP1	38:15:35:ARG:NH1	2.48	0.46
26:14:1048:A:H61	33:59:2:SER:HB2	1.80	0.46
26:14:1328:G:H2'	26:14:1330:C:C4	2.50	0.46
26:14:1742:C:H5'	26:14:1743:G:OP2	2.15	0.46
26:14:2233:U:H2'	26:14:2234:G:C8	2.50	0.46
26:14:2683:C:OP1	44:75:53:ARG:NH2	2.48	0.46
26:14:2861:G:C2	26:14:2862:G:C4	3.03	0.46
30:29:53:PRO:HA	30:29:74:PRO:HB3	1.97	0.46
41:45:110:THR:H	41:45:113:GLN:HE21	1.62	0.46
43:65:27:SER:HA	43:65:88:ASP:HB2	1.97	0.46
51:E5:72:ARG:HH21	51:E5:75:LEU:HD12	1.81	0.46
52:F5:67:ILE:HA	52:F5:67:ILE:HD13	1.76	0.46
59:M5:22:VAL:HB	59:M5:55:ALA:HB1	1.97	0.46
1:13:154:C:N4	1:13:167:G:H1	2.13	0.46

Continued on next page...

Continued from previous page...

Atom-1	Atom-2	Interatomic distance (Å)	Clash overlap (Å)
1:13:609:A:C2'	1:13:610:G:H5'	2.45	0.46
1:13:727:G:N2	1:13:730:G:OP2	2.41	0.46
1:13:952:U:C5	13:4I:104:ARG:NH1	2.83	0.46
2:1E:28:PHE:CD2	2:1E:190:THR:HA	2.50	0.46
2:1E:189:ASP:OD1	2:1E:205:ASP:HB3	2.14	0.46
3:2E:19:GLU:O	3:2E:40:ARG:NH2	2.48	0.46
3:2E:119:ARG:O	3:2E:123:GLN:HG3	2.16	0.46
6:5E:30:LEU:HB3	6:5E:35:ALA:HB3	1.96	0.46
10:1I:89:ASP:C	10:1I:91:PRO:HD3	2.36	0.46
12:3I:111:LYS:HD2	12:3I:111:LYS:HA	1.78	0.46
26:1H:996:A:H4'	45:C8:92:ARG:NE	2.30	0.46
26:1H:1177:A:H5'	26:1H:1178:C:OP1	2.16	0.46
26:1H:1202:C:N4	26:1H:1203:G:C6	2.84	0.46
26:1H:1410:G:H2'	26:1H:1411:C:C6	2.51	0.46
26:1H:2117:A:H2'	26:1H:2147:G:H21	1.80	0.46
26:1H:2134:A:N9	26:1H:2158:A:H2	2.14	0.46
26:1H:2211:G:O2'	26:1H:2212:A:OP1	2.31	0.46
27:16:13:A:O2'	27:16:15:A:H5''	2.16	0.46
30:21:96:PHE:O	30:21:175:VAL:HG11	2.16	0.46
32:4I:66:GLN:HA	55:M8:6:HIS:HE1	1.79	0.46
43:A8:8:GLU:O	43:A8:11:LYS:HB3	2.15	0.46
50:H8:113:ALA:N	50:H8:114:GLY:HA2	2.30	0.46
52:J8:87:PRO:HB2	52:J8:91:LYS:NZ	2.31	0.46
56:N8:40:LYS:NZ	56:N8:48:GLU:H	2.14	0.46
4:32:21:LEU:HD12	4:32:21:LEU:H	1.79	0.46
11:2A:17:GLY:N	11:2A:79:SER:O	2.48	0.46
14:5A:42:ILE:H	14:5A:42:ILE:HG12	1.45	0.46
15:6A:82:ILE:O	15:6A:86:GLY:N	2.48	0.46
19:AA:58:VAL:O	19:AA:60:VAL:HG22	2.16	0.46
26:14:303:U:H2'	26:14:304:G:C8	2.51	0.46
26:14:589:C:H5''	31:39:95:ARG:HH12	1.80	0.46
26:14:676:A:H2	26:14:802:A:H61	1.62	0.46
26:14:997:G:OP1	45:85:93:LYS:HB2	2.14	0.46
26:14:1519:G:C6	26:14:1520:U:C4	3.03	0.46
26:14:2819:G:N7	63:14:4038:HOH:O	2.35	0.46
30:29:111:ARG:HB2	30:29:160:TYR:O	2.15	0.46
31:39:102:PRO:HB2	31:39:105:VAL:HG23	1.97	0.46
41:45:21:THR:HA	41:45:98:LYS:HB2	1.98	0.46
43:65:61:ASN:OD1	43:65:64:GLU:HG2	2.15	0.46
49:C5:59:GLY:O	49:C5:60:PHE:HB2	2.14	0.46
1:13:303:A:H2'	1:13:304:U:O4'	2.15	0.46

Continued on next page...

Continued from previous page...

Atom-1	Atom-2	Interatomic distance (Å)	Clash overlap (Å)
1:13:429:U:H3'	4:3E:9:CYS:SG	2.56	0.46
1:13:580:U:H2'	1:13:581:G:O4'	2.15	0.46
1:13:954:G:H21	1:13:1227:A:H62	1.62	0.46
1:13:1027:C:H1'	1:13:1028:C:C5	2.50	0.46
1:13:1207:G:H2'	1:13:1208:C:C6	2.50	0.46
2:1E:185:ILE:HA	2:1E:199:TYR:O	2.14	0.46
4:3E:153:ARG:HB3	4:3E:181:MET:SD	2.56	0.46
13:4I:23:TYR:CD2	13:4I:67:GLU:HA	2.49	0.46
18:9I:26:LEU:HD13	18:9I:42:ARG:HD2	1.98	0.46
26:1H:1889:A:H2'	26:1H:1890:A:C8	2.50	0.46
26:1H:2022:U:O2'	26:1H:2617:C:H5'	2.15	0.46
26:1H:2287:A:H2	26:1H:2346:A:H2	1.62	0.46
27:16:95:U:H2'	27:16:96:G:C8	2.50	0.46
28:71:177:LYS:HB3	28:71:180:PHE:CZ	2.51	0.46
40:78:78:PRO:HB3	40:78:111:ARG:NH2	2.30	0.46
44:B8:41:ARG:HH12	44:B8:43:GLN:HG3	1.78	0.46
50:H8:51:ALA:HB1	50:H8:57:ILE:HD11	1.98	0.46
50:H8:63:ASP:O	50:H8:65:GLN:N	2.48	0.46
1:1G:735:C:H2'	1:1G:736:C:H6	1.81	0.46
1:1G:859:A:C4	1:1G:860:A:C8	3.03	0.46
1:1G:1305:G:HO2'	1:1G:1306:A:P	2.39	0.46
1:1G:1326:C:H2'	1:1G:1327:C:C6	2.50	0.46
4:32:158:ILE:HA	4:32:161:ASN:HB2	1.97	0.46
9:82:43:ALA:HA	9:82:74:ILE:HD13	1.97	0.46
16:7A:74:LEU:HD22	16:7A:79:VAL:HG21	1.97	0.46
19:AA:20:LEU:HD22	19:AA:20:LEU:H	1.78	0.46
26:14:191:A:H2'	26:14:192:C:C6	2.51	0.46
26:14:397:G:O2'	26:14:2231:C:H1'	2.16	0.46
26:14:480:A:H5'	49:C5:46:LYS:NZ	2.31	0.46
26:14:996:A:H2'	26:14:997:G:H8	1.80	0.46
26:14:1180:C:H2'	26:14:1181:C:C6	2.51	0.46
26:14:1664:A:OP2	63:14:3893:HOH:O	2.20	0.46
26:14:2101:G:H2'	26:14:2102:U:O4'	2.16	0.46
26:14:2296:U:H4'	26:14:2297:C:OP1	2.15	0.46
26:14:2314:C:O2'	26:14:2315:G:H5'	2.16	0.46
31:39:132:VAL:HG13	31:39:133:ASN:OD1	2.15	0.46
31:39:157:VAL:HG12	31:39:198:ALA:HB1	1.97	0.46
41:45:42:ILE:HD13	41:45:97:VAL:CG2	2.46	0.46
46:95:40:LEU:HD23	46:95:41:GLY:H	1.81	0.46
1:13:598:U:H4'	8:7E:94:TYR:CG	2.51	0.46
1:13:667:G:H4'	15:6I:51:HIS:ND1	2.31	0.46

Continued on next page...

Continued from previous page...

Atom-1	Atom-2	Interatomic distance (Å)	Clash overlap (Å)
1:13:1189:C:H5''	1:13:1190:G:OP2	2.15	0.46
1:13:1301:U:O2	1:13:1301:U:H2'	2.16	0.46
3:2E:76:VAL:HA	3:2E:83:ARG:HD3	1.96	0.46
6:5E:69:GLU:H	6:5E:69:GLU:CD	2.18	0.46
6:5E:89:MET:HG3	18:9I:76:LEU:HD21	1.96	0.46
10:1I:95:GLU:HG3	10:1I:96:ILE:N	2.31	0.46
12:3I:7:ILE:HD11	17:8I:32:TYR:HB3	1.97	0.46
24:3K:62:C:O5'	24:3K:62:C:H6	1.97	0.46
26:1H:94:G:H21	53:K8:47:ASN:ND2	2.14	0.46
26:1H:250:G:H2'	26:1H:251:A:C8	2.51	0.46
26:1H:304:G:H2'	26:1H:305:U:C6	2.51	0.46
26:1H:671:C:OP1	40:78:42:SER:O	2.34	0.46
26:1H:1082:U:H3	26:1H:1086:A:H2	1.64	0.46
26:1H:1341:U:O4	48:F8:16:LYS:NZ	2.39	0.46
26:1H:2543:G:H2'	26:1H:2544:G:C8	2.50	0.46
26:1H:2836:U:H2'	26:1H:2837:G:C8	2.51	0.46
27:16:71:C:C4	27:16:72:G:N7	2.84	0.46
29:11:199:ALA:C	29:11:201:HIS:H	2.19	0.46
36:38:36:GLU:OE2	36:38:103:GLY:HA3	2.16	0.46
38:58:99:LEU:HD23	38:58:99:LEU:HA	1.72	0.46
45:C8:17:ILE:HG23	45:C8:39:LEU:HD12	1.97	0.46
59:Q8:46:ARG:HB2	59:Q8:47:LYS:HB2	1.97	0.46
1:1G:186(A):C:H2'	1:1G:186(B):C:C6	2.51	0.46
1:1G:926:G:C6	1:1G:1505:G:C6	3.03	0.46
1:1G:1207:G:C6	1:1G:1208:C:C4	3.04	0.46
7:62:146:GLU:CD	11:2A:54:ARG:HG2	2.36	0.46
10:1A:21:GLN:HA	10:1A:24:VAL:HB	1.98	0.46
13:4A:29:ARG:HD3	13:4A:64:TRP:CE2	2.51	0.46
26:14:11:G:H1'	26:14:2801:A:O3'	2.16	0.46
26:14:755:C:H2'	26:14:756:C:C6	2.50	0.46
26:14:1075:C:H5'	50:D5:190:GLU:OE1	2.14	0.46
26:14:1480:G:C6	26:14:1482:U:C4	3.03	0.46
26:14:2286:A:H4'	26:14:2287:A:O4'	2.16	0.46
26:14:2687:U:C4	26:14:2688:U:C5	3.03	0.46
30:29:54:GLN:NE2	30:29:72:VAL:O	2.46	0.46
32:49:138:GLN:HB3	32:49:155:MET:HE1	1.97	0.46
39:25:97:ARG:HA	39:25:117:LEU:HD22	1.97	0.46
47:A5:58:ALA:O	47:A5:64:MET:HB2	2.15	0.46
50:D5:23:LYS:HB3	50:D5:38:TYR:CD2	2.51	0.46
52:F5:2:SER:O	52:F5:4:VAL:HG12	2.15	0.46
1:13:192:U:C4'	20:BI:103:GLY:HA2	2.45	0.46

Continued on next page...

Continued from previous page...

Atom-1	Atom-2	Interatomic distance (Å)	Clash overlap (Å)
1:13:657:G:N2	1:13:749:C:O2	2.38	0.46
1:13:843:U:H3'	1:13:848:C:C6	2.51	0.46
3:2E:162:GLN:HG2	25:4K:25:A:N6	2.31	0.46
4:3E:31:CYS:C	4:3E:33:MET:H	2.19	0.46
5:4E:145:LYS:HB3	5:4E:145:LYS:HE2	1.81	0.46
10:1I:46:ARG:HA	10:1I:64:GLU:HA	1.98	0.46
13:4I:11:ARG:HG2	13:4I:12:ASN:H	1.80	0.46
26:1H:821:A:O2'	26:1H:946:G:OP2	2.28	0.46
26:1H:897:C:H2'	26:1H:898:C:O4'	2.16	0.46
26:1H:1352:U:P	63:1H:4004:HOH:O	2.74	0.46
26:1H:2352:A:C4	26:1H:2366:A:C2	3.03	0.46
26:1H:2383:G:O2'	26:1H:2384:G:H5'	2.15	0.46
26:1H:2718:G:O2'	26:1H:2847:U:OP1	2.24	0.46
26:1H:2830:G:C5'	26:1H:2830:G:H8	2.28	0.46
29:11:31:LYS:C	29:11:35:LYS:HZ1	2.17	0.46
32:4I:113:ARG:HH12	32:4I:142:PRO:HA	1.81	0.46
38:58:78:TYR:CD1	38:58:78:TYR:N	2.84	0.46
39:68:14:THR:O	39:68:52:VAL:HG22	2.16	0.46
42:98:62:ALA:O	42:98:66:VAL:HG23	2.16	0.46
49:G8:5:MET:HE1	49:G8:32:PRO:HA	1.98	0.46
1:1G:186:C:H1'	20:BA:81:LYS:HE2	1.97	0.46
1:1G:280:C:H3'	1:1G:281:G:H5'	1.98	0.46
1:1G:562:C:H1'	12:3A:15:ARG:HD2	1.98	0.46
1:1G:852:G:C6	1:1G:853:G:N7	2.84	0.46
1:1G:1298:C:H41	7:62:114:ARG:HB3	1.79	0.46
1:1G:1323:G:H2'	1:1G:1324:A:C8	2.51	0.46
2:12:67:THR:HG21	2:12:155:LEU:HD21	1.97	0.46
6:52:2:ARG:O	6:52:66:GLU:HA	2.15	0.46
13:4A:23:TYR:CD2	13:4A:70:LEU:HD23	2.50	0.46
13:4A:46:LYS:HE3	13:4A:46:LYS:HB2	1.77	0.46
13:4A:81:LEU:HB3	13:4A:89:GLY:HA3	1.98	0.46
16:7A:19:ILE:HG22	16:7A:36:ILE:HG13	1.97	0.46
18:9A:29:PHE:HD2	18:9A:39:VAL:HG11	1.81	0.46
23:2L:47:7MG:H3'	23:2L:48:U:C5	2.51	0.46
23:2L:47:7MG:H3'	23:2L:48:U:C6	2.51	0.46
26:14:1499:C:H2'	26:14:1500:G:C8	2.51	0.46
26:14:1789:A:H2'	26:14:1790:C:O4'	2.16	0.46
26:14:2130:U:H2'	26:14:2158:A:H61	1.81	0.46
26:14:2355:C:H5''	26:14:2356:C:OP2	2.16	0.46
26:14:2601:C:H2'	26:14:2603:G:C8	2.51	0.46
26:14:2893:G:O2'	26:14:2894:G:OP2	2.29	0.46

Continued on next page...

Continued from previous page...

Atom-1	Atom-2	Interatomic distance (Å)	Clash overlap (Å)
28:79:190:ARG:HB3	28:79:194:ARG:HH12	1.80	0.46
33:59:6:ARG:HH21	33:59:54:ARG:HH12	1.62	0.46
44:75:62:THR:HG22	44:75:75:ILE:HG12	1.98	0.46
46:95:7:THR:HG23	46:95:22:VAL:HG21	1.98	0.46
49:C5:67:LEU:HD12	49:C5:67:LEU:HA	1.66	0.46
1:13:443:C:H42	1:13:491:G:H1	1.62	0.46
1:13:1128:C:O2'	1:13:1130:A:N7	2.42	0.46
5:4E:6:PHE:CD1	5:4E:36:ASP:HB3	2.51	0.46
6:5E:86:ARG:O	6:5E:87:ARG:HG2	2.16	0.46
7:6E:13:GLN:O	7:6E:24:THR:HG21	2.16	0.46
8:7E:86:ILE:HG12	8:7E:135:CYS:HA	1.98	0.46
20:BI:30:LYS:HA	20:BI:33:ILE:HG12	1.98	0.46
26:1H:357:A:H2'	26:1H:358:U:C6	2.48	0.46
26:1H:533:G:H5'	45:C8:24:TYR:CE1	2.51	0.46
26:1H:644:A:C2	26:1H:646:A:C4	3.04	0.46
26:1H:822:U:P	63:1H:4009:HOH:O	2.74	0.46
26:1H:1080:A:H2	37:48:126:MET:HG3	1.81	0.46
26:1H:1515:C:H2'	26:1H:1516:U:H6	1.81	0.46
27:16:104:A:OP1	50:H8:72:ARG:NH2	2.39	0.46
30:21:50:GLY:HA2	30:21:77:ILE:HA	1.97	0.46
33:51:130:ARG:HE	33:51:130:ARG:HB3	1.45	0.46
36:38:50:ARG:HH22	36:38:96:PHE:HE1	1.64	0.46
54:L8:10:LYS:NZ	63:L8:102:HOH:O	2.49	0.46
1:1G:300:A:H1'	1:1G:565:U:O2	2.16	0.46
1:1G:756:C:H2'	1:1G:757:U:O4'	2.16	0.46
1:1G:975:A:C4'	1:1G:976:G:H5''	2.38	0.46
1:1G:1059:C:O2	10:1A:53:PRO:HG3	2.15	0.46
1:1G:1178:G:O2'	1:1G:1180:A:N7	2.37	0.46
1:1G:1240:U:OP2	7:62:116:ALA:N	2.40	0.46
1:1G:1258:G:H2'	1:1G:1259:C:H6	1.80	0.46
1:1G:1357:A:N7	1:1G:1358:U:C5	2.84	0.46
2:12:18:GLY:H	2:12:42:ILE:HG22	1.81	0.46
2:12:120:ALA:O	2:12:124:SER:HB2	2.16	0.46
3:22:84:ILE:O	3:22:88:ARG:NH2	2.49	0.46
4:32:98:GLU:OE2	4:32:103:ASN:ND2	2.46	0.46
6:52:45:LEU:HD23	6:52:57:GLN:HB3	1.98	0.46
13:4A:33:ALA:HB1	13:4A:56:LEU:HD21	1.98	0.46
16:7A:21:VAL:HG11	16:7A:59:TRP:CD1	2.51	0.46
22:1L:75:C:H2'	22:1L:76:C:H5'	1.98	0.46
26:14:528:A:O2'	26:14:529:A:H5'	2.16	0.46
26:14:780:G:N2	26:14:783:A:N6	2.58	0.46

Continued on next page...

Continued from previous page...

Atom-1	Atom-2	Interatomic distance (Å)	Clash overlap (Å)
26:14:1386:C:C2	26:14:1387:C:C5	3.04	0.46
26:14:1973:G:H2'	26:14:1974:C:C6	2.51	0.46
26:14:2309:A:C6	26:14:2310:A:C6	3.04	0.46
26:14:2320:A:N6	26:14:2333:A:H2'	2.31	0.46
26:14:2400:G:H3'	26:14:2401:U:H6	1.81	0.46
26:14:2403:C:N3	26:14:2415:G:C2	2.84	0.46
33:59:86:GLU:HB2	33:59:87:LEU:H	1.64	0.46
33:59:149:ARG:HG3	33:59:162:ILE:O	2.16	0.46
42:55:85:PRO:O	42:55:88:ARG:HB2	2.16	0.46
56:J5:33:CYS:SG	56:J5:40:LYS:HB3	2.56	0.46
1:13:272:C:H2'	1:13:273:A:H8	1.80	0.46
1:13:509:A:C8	1:13:509:A:H3'	2.51	0.46
1:13:967:C:H5''	63:13:2036:HOH:O	2.16	0.46
1:13:1137:C:O2	1:13:1138:G:N2	2.49	0.46
9:8E:5:TYR:CE1	9:8E:16:ARG:HG2	2.47	0.46
10:1I:30:SER:O	10:1I:81:THR:HG23	2.16	0.46
20:BI:32:ALA:O	20:BI:36:LEU:HB2	2.15	0.46
26:1H:757:U:H2'	26:1H:758:C:O4'	2.16	0.46
26:1H:1038:C:H2'	26:1H:1039:G:O4'	2.16	0.46
26:1H:1050:A:H2'	26:1H:1051:G:O4'	2.15	0.46
26:1H:1439:A:C2	26:1H:1553:A:C4	3.04	0.46
26:1H:1818:U:OP2	29:11:157:ARG:NH2	2.47	0.46
26:1H:1970:A:H4'	63:1H:4402:HOH:O	2.14	0.46
26:1H:2053:G:OP1	30:21:144:ARG:HD3	2.16	0.46
26:1H:2148:G:H2'	26:1H:2149:G:H8	1.81	0.46
26:1H:2189:U:H2'	26:1H:2190:G:C8	2.51	0.46
26:1H:2377:A:H2'	26:1H:2378:A:C8	2.51	0.46
27:16:15:A:H1'	27:16:109:G:C4	2.51	0.46
29:11:26:LYS:HD2	29:11:29:PRO:CG	2.39	0.46
32:41:77:ILE:HD12	32:41:77:ILE:HA	1.72	0.46
32:41:101:ILE:HG12	32:41:105:LYS:HE2	1.98	0.46
33:51:20:ALA:HB1	33:51:21:PRO:HD2	1.97	0.46
36:38:4:LYS:HD3	36:38:4:LYS:N	2.30	0.46
36:38:60:ARG:HA	36:38:60:ARG:HE	1.79	0.46
40:78:121:LYS:HE2	40:78:121:LYS:HB3	1.77	0.46
47:E8:92:ARG:NH1	47:E8:94:ASP:OD1	2.49	0.46
52:J8:17:SER:HA	63:J8:107:HOH:O	2.16	0.46
56:N8:31:VAL:HB	56:N8:42:PRO:HG3	1.98	0.46
56:N8:39:MET:C	56:N8:40:LYS:HD2	2.35	0.46
1:1G:64:G:H4'	1:1G:65:U:O5'	2.16	0.46
1:1G:187:C:H2'	1:1G:188:U:O4'	2.16	0.46

Continued on next page...

Continued from previous page...

Atom-1	Atom-2	Interatomic distance (Å)	Clash overlap (Å)
1:1G:353:A:H5'	1:1G:353:A:C8	2.44	0.46
1:1G:753:A:OP1	15:6A:69:TYR:OH	2.29	0.46
6:52:97:PHE:HB2	18:9A:32:ARG:HE	1.81	0.46
8:72:21:LYS:HG2	8:72:23:SER:O	2.16	0.46
9:82:46:ALA:HA	9:82:78:LYS:HB2	1.98	0.46
9:82:50:LEU:HB3	9:82:56:LEU:HA	1.97	0.46
12:3A:59:ARG:CZ	12:3A:59:ARG:HB2	2.46	0.46
15:6A:69:TYR:CE1	15:6A:73:GLU:HG3	2.50	0.46
17:8A:88:TYR:CZ	17:8A:92:ARG:HD2	2.50	0.46
26:14:404:C:P	63:14:3920:HOH:O	2.74	0.46
26:14:587:C:OP2	40:35:21:ARG:NH2	2.49	0.46
26:14:1021:A:H8	26:14:1021:A:H3'	1.81	0.46
26:14:1028:A:N6	26:14:1125:G:H2'	2.30	0.46
26:14:1048:A:H5'	26:14:1049:C:OP2	2.16	0.46
26:14:1266:G:O4'	47:A5:15:ARG:NH2	2.48	0.46
26:14:1774:C:P	63:14:3774:HOH:O	2.71	0.46
26:14:1796:U:H2'	26:14:1797:C:H6	1.81	0.46
26:14:2105:C:H2'	26:14:2106:G:O4'	2.15	0.46
26:14:2335:A:C8	26:14:2337:G:C5	3.04	0.46
26:14:2504:U:P	63:14:3901:HOH:O	2.74	0.46
26:14:2645:G:C3'	26:14:2646:C:H5'	2.45	0.46
26:14:2851:A:H2'	26:14:2852:G:H8	1.81	0.46
28:79:194:ARG:HA	28:79:197:GLU:HG3	1.98	0.46
30:29:100:GLU:O	30:29:172:VAL:HG23	2.16	0.46
43:65:3:ARG:HE	43:65:3:ARG:C	2.19	0.46
59:M5:29:LYS:HG2	59:M5:29:LYS:O	2.16	0.46
1:13:157:G:H2'	1:13:158:G:H8	1.81	0.45
1:13:1135:U:H2'	1:13:1137:C:C4	2.51	0.45
1:13:1318:A:H2'	1:13:1319:A:H5''	1.97	0.45
2:1E:19:HIS:HB3	2:1E:20:GLU:HG2	1.97	0.45
3:2E:73:PRO:HG3	3:2E:105:GLU:HA	1.97	0.45
4:3E:57:ARG:HG3	4:3E:202:LEU:HD22	1.99	0.45
11:2I:82:VAL:HG21	11:2I:98:LEU:HD12	1.98	0.45
14:5I:29:ARG:NH1	14:5I:31:ARG:HB2	2.31	0.45
15:6I:71:GLN:O	15:6I:71:GLN:HG2	2.16	0.45
22:1K:4:U:H2'	22:1K:5:C:C6	2.50	0.45
26:1H:102:G:OP1	53:K8:7:ARG:NH2	2.49	0.45
26:1H:176:G:C2'	26:1H:177:G:H5'	2.46	0.45
26:1H:444:C:H2'	26:1H:445:C:H6	1.81	0.45
26:1H:638:G:C5	26:1H:651:G:C2	3.04	0.45
26:1H:821:A:H5''	26:1H:822:U:C6	2.50	0.45

Continued on next page...

Continued from previous page...

Atom-1	Atom-2	Interatomic distance (Å)	Clash overlap (Å)
26:1H:1441:G:H2'	26:1H:1442:G:H8	1.81	0.45
26:1H:1567:A:H5'	29:11:58:HIS:ND1	2.31	0.45
26:1H:1633:G:O6	63:1H:3954:HOH:O	2.19	0.45
26:1H:1637:A:H4'	26:1H:2711:A:O2'	2.16	0.45
26:1H:2199:A:H3'	26:1H:2205:C:C6	2.51	0.45
26:1H:2210:G:H5'	26:1H:2211:G:N7	2.32	0.45
26:1H:2308:G:H2'	26:1H:2308:G:N3	2.31	0.45
26:1H:2477:C:H2'	26:1H:2529:G:O6	2.17	0.45
26:1H:2516:G:C6	26:1H:2517:C:N4	2.84	0.45
36:38:36:GLU:CB	36:38:104:ILE:HB	2.46	0.45
34:28:16:THR:HB	34:28:20:LEU:HB2	1.97	0.45
39:68:68:GLU:OE2	39:68:78:ARG:NH1	2.47	0.45
1:1G:115:G:C2	1:1G:289:G:N7	2.84	0.45
1:1G:1535:C:N4	25:4L:9:G:H1	2.14	0.45
2:12:170:GLU:HA	2:12:172:ILE:HD12	1.99	0.45
4:32:162:LEU:HA	4:32:165:MET:HB3	1.98	0.45
4:32:173:TRP:CD1	4:32:174:LEU:HG	2.51	0.45
23:2L:46:G:H5''	23:2L:47:7MG:OP1	2.15	0.45
26:14:2:G:N2	26:14:2900:A:H2	2.14	0.45
26:14:893:C:HO2'	26:14:894:C:P	2.37	0.45
26:14:984:A:H5''	26:14:985:C:H5	1.80	0.45
26:14:1098:A:H3'	26:14:1099:G:C5'	2.46	0.45
26:14:1510:A:H2'	26:14:1511:A:C8	2.51	0.45
26:14:2588:G:OP1	63:14:3894:HOH:O	2.20	0.45
26:14:2684:U:O4	63:14:3728:HOH:O	2.20	0.45
26:14:2749:A:C6	26:14:2750:A:N6	2.85	0.45
48:B5:57:LEU:HD21	48:B5:78:LYS:HB3	1.97	0.45
59:M5:49:VAL:O	59:M5:50:LEU:HG	2.16	0.45
1:13:57:G:C5	1:13:58:C:C4	3.04	0.45
1:13:1177:G:C6	1:13:1181:G:N7	2.85	0.45
1:13:1191:A:H2'	1:13:1192:C:C6	2.51	0.45
5:4E:69:VAL:O	5:4E:71:LEU:HD23	2.16	0.45
11:2I:18:ARG:HG3	11:2I:33:THR:OG1	2.15	0.45
12:3I:85:ILE:HA	12:3I:85:ILE:HD13	1.55	0.45
13:4I:108:ARG:N	13:4I:108:ARG:HD2	2.31	0.45
17:8I:90:ILE:O	17:8I:93:GLN:HB3	2.17	0.45
26:1H:988:A:H8	26:1H:988:A:O5'	1.98	0.45
26:1H:1203:G:H3'	26:1H:1204:A:H5''	1.98	0.45
26:1H:1478:G:H1'	26:1H:1557:C:O2'	2.16	0.45
26:1H:2224:G:H4'	26:1H:2226:C:C2	2.51	0.45
26:1H:2392:A:C8	40:78:61:ARG:HD3	2.51	0.45

Continued on next page...

Continued from previous page...

Atom-1	Atom-2	Interatomic distance (Å)	Clash overlap (Å)
29:11:35:LYS:HB3	29:11:35:LYS:HZ2	1.82	0.45
33:51:118:PRO:HD2	33:51:121:ILE:HG21	1.98	0.45
36:38:131:MET:H	36:38:131:MET:HG3	1.45	0.45
40:78:13:ASN:OD1	40:78:15:ARG:HG3	2.15	0.45
43:A8:15:ARG:NE	43:A8:88:ASP:OD2	2.48	0.45
43:A8:56:LEU:O	43:A8:58:LEU:HD13	2.16	0.45
45:C8:52:ARG:HA	45:C8:55:ARG:HG3	1.97	0.45
47:E8:23:LEU:HD22	56:N8:25:LEU:HD13	1.98	0.45
47:E8:64:MET:O	47:E8:65:LEU:HB2	2.16	0.45
49:G8:68:HIS:HB3	49:G8:71:LYS:HG2	1.98	0.45
1:1G:216:G:O2'	1:1G:217:C:O4'	2.33	0.45
1:1G:340:U:H2'	1:1G:341:C:C6	2.50	0.45
1:1G:518:C:H4'	1:1G:519:C:H5''	1.98	0.45
1:1G:678:U:H2'	1:1G:679:C:C6	2.51	0.45
1:1G:788:U:H2'	1:1G:789:U:O4'	2.16	0.45
1:1G:1323:G:H2'	1:1G:1324:A:H8	1.82	0.45
1:1G:1498:U:O2'	1:1G:1499:A:OP2	2.32	0.45
3:22:191:THR:OG1	3:22:192:THR:N	2.48	0.45
7:62:60:LYS:HD2	7:62:60:LYS:HA	1.81	0.45
16:7A:47:ASP:HB2	16:7A:50:LYS:NZ	2.31	0.45
26:14:951:C:O2'	26:14:952:G:H5'	2.17	0.45
26:14:1001:A:H2'	26:14:1002:G:O4'	2.16	0.45
26:14:1812:A:H2'	26:14:1813:G:C8	2.51	0.45
26:14:2238:G:N7	63:14:4036:HOH:O	2.35	0.45
26:14:2718:G:C6	26:14:2719:G:C5	3.04	0.45
27:1J:52:A:O2'	27:1J:53:A:N7	2.44	0.45
29:19:66:ASP:HB3	29:19:105:ILE:HD12	1.98	0.45
33:59:60:ARG:O	33:59:63:SER:OG	2.33	0.45
33:59:121:ILE:HD11	33:59:140:LYS:HE3	1.97	0.45
43:65:62:LYS:HA	43:65:65:VAL:HB	1.98	0.45
45:85:65:ILE:HD11	45:85:96:ALA:CB	2.47	0.45
1:13:48:C:H6	1:13:365:U:O4	1.99	0.45
1:13:403:C:OP1	4:3E:137:SER:OG	2.28	0.45
1:13:652:U:H1'	1:13:653:A:C2	2.50	0.45
1:13:724:G:O2'	1:13:725:G:H5'	2.17	0.45
1:13:942:G:C2	1:13:1342:C:C2	3.05	0.45
1:13:1059:C:O2'	10:1I:53:PRO:HD3	2.16	0.45
1:13:1225:A:N6	63:13:2054:HOH:O	2.49	0.45
1:13:1497:G:C2'	1:13:1498:U:H5'	2.46	0.45
2:1E:141:GLU:O	2:1E:145:LEU:HG	2.17	0.45
4:3E:99:SER:O	4:3E:140:VAL:HG22	2.17	0.45

Continued on next page...

Continued from previous page...

Atom-1	Atom-2	Interatomic distance (Å)	Clash overlap (Å)
15:6I:82:ILE:HG23	15:6I:87:ILE:HB	1.98	0.45
20:BI:34:LYS:HB2	20:BI:34:LYS:HE3	1.56	0.45
24:3K:16:C:H1'	24:3K:62:C:H5'	1.97	0.45
26:1H:459:U:H5''	58:P8:40:TRP:CD2	2.51	0.45
26:1H:652:C:N4	26:1H:653:A:N6	2.65	0.45
26:1H:847:U:P	63:1H:3739:HOH:O	2.69	0.45
26:1H:2492:U:H2'	26:1H:2493:U:H6	1.81	0.45
29:11:9:TYR:CZ	29:11:13:ARG:HG2	2.51	0.45
32:41:98:ARG:O	32:41:101:ILE:HD13	2.15	0.45
35:61:7:GLU:HA	35:61:15:VAL:HG22	1.99	0.45
38:58:22:THR:OG1	38:58:23:LEU:N	2.49	0.45
38:58:65:LYS:HB2	38:58:65:LYS:HE3	1.68	0.45
42:98:94:TYR:O	42:98:117:VAL:HG12	2.17	0.45
45:C8:50:ARG:HH12	46:D8:72:VAL:HG23	1.80	0.45
58:P8:12:ARG:HH21	58:P8:44:PRO:HB3	1.81	0.45
1:1G:25:C:H2'	1:1G:26:A:C8	2.51	0.45
1:1G:428:G:O4'	1:1G:430:A:C8	2.70	0.45
1:1G:967:C:H2'	1:1G:968:A:N7	2.30	0.45
1:1G:1402:C:H2'	1:1G:1403:C:O4'	2.16	0.45
1:1G:1424:C:H2'	1:1G:1425:U:O4'	2.16	0.45
2:12:44:LEU:H	2:12:44:LEU:HG	1.50	0.45
4:32:153:ARG:HD3	4:32:181:MET:SD	2.56	0.45
7:62:18:TYR:HE1	7:62:44:TYR:HE1	1.63	0.45
9:82:77:ILE:O	9:82:81:ILE:HG12	2.16	0.45
26:14:8:A:H2	26:14:2896:C:H42	1.65	0.45
26:14:117:G:C6	26:14:119:A:C6	3.05	0.45
26:14:273(F):C:H3'	26:14:274:G:C5'	2.45	0.45
26:14:832:G:N2	40:35:53:GLY:HA3	2.31	0.45
26:14:1188:U:H4'	46:95:79:VAL:HG22	1.99	0.45
26:14:1939:U:OP1	26:14:2604:U:O2'	2.31	0.45
30:29:31:CYS:HB2	30:29:49:LEU:HD23	1.97	0.45
31:39:53:THR:O	31:39:56:GLU:N	2.49	0.45
33:59:107:VAL:O	33:59:152:ARG:NH2	2.49	0.45
35:69:27:ARG:HD3	52:F5:71:TYR:CE2	2.52	0.45
38:15:7:LYS:O	38:15:9:VAL:HG22	2.16	0.45
40:35:65:ARG:HB3	63:35:305:HOH:O	2.16	0.45
41:45:21:THR:HG21	41:45:101:ARG:CD	2.47	0.45
43:65:16:ASN:C	43:65:18:ILE:H	2.19	0.45
53:G5:32:LEU:O	53:G5:36:ARG:N	2.49	0.45
58:L5:12:ARG:NH2	58:L5:44:PRO:HB3	2.31	0.45
1:13:21:G:H2'	1:13:22:G:C8	2.51	0.45

Continued on next page...

Continued from previous page...

Atom-1	Atom-2	Interatomic distance (Å)	Clash overlap (Å)
1:13:545:C:O2'	1:13:549:C:OP1	2.33	0.45
1:13:803:G:H2'	1:13:804:U:O4'	2.17	0.45
1:13:953:G:H5'	1:13:965:A:H61	1.82	0.45
1:13:1503:A:N3	63:13:2052:HOH:O	2.49	0.45
2:1E:55:PHE:HD1	2:1E:58:ILE:HD12	1.81	0.45
4:3E:50:ARG:CZ	4:3E:50:ARG:HB2	2.44	0.45
4:3E:98:GLU:HG2	4:3E:189:PRO:HG2	1.98	0.45
4:3E:150:GLU:H	4:3E:150:GLU:CD	2.20	0.45
5:4E:80:ILE:HG12	5:4E:81:GLU:N	2.31	0.45
8:7E:95:VAL:CG1	8:7E:99:GLU:HB2	2.47	0.45
14:5I:8:GLU:HA	14:5I:11:LYS:HD2	1.98	0.45
15:6I:62:GLN:HG3	15:6I:65:ARG:NH2	2.32	0.45
22:1K:46:G:H5''	22:1K:47:7MG:OP2	2.16	0.45
23:2K:8:4SU:O5'	23:2K:8:4SU:H6	2.17	0.45
26:1H:74:A:C5'	26:1H:74:A:H8	2.29	0.45
26:1H:658:C:H2'	26:1H:659:C:C6	2.52	0.45
26:1H:945:A:P	63:1H:3860:HOH:O	2.73	0.45
26:1H:1001:A:H2'	26:1H:1002:G:O4'	2.17	0.45
26:1H:1473:G:H8	26:1H:1473:G:O5'	1.98	0.45
26:1H:1800:C:OP1	29:11:266:SER:OG	2.22	0.45
26:1H:2098:U:C4	26:1H:2099:U:C5	3.03	0.45
26:1H:2280:G:C2'	26:1H:2281:C:H5'	2.47	0.45
30:21:143:ASN:HB2	30:21:147:PRO:HD2	1.99	0.45
32:41:167:GLU:O	32:41:170:ARG:HB3	2.16	0.45
33:51:122:THR:HB	33:51:134:SER:HB2	1.99	0.45
35:61:133:HIS:HB2	35:61:134:PRO:HD2	1.98	0.45
36:38:14:LYS:NZ	36:38:17:LEU:HD23	2.31	0.45
40:78:112:LEU:O	40:78:128:HIS:HB2	2.17	0.45
41:88:95:ALA:O	41:88:97:VAL:HG23	2.17	0.45
49:G8:52:SER:H	49:G8:56:PRO:HA	1.80	0.45
1:1G:222:U:C2	1:1G:223:U:C5	3.04	0.45
1:1G:578:C:OP1	63:1G:1845:HOH:O	2.21	0.45
1:1G:1207:G:H2'	1:1G:1208:C:C6	2.51	0.45
1:1G:1333:A:H2'	1:1G:1334:G:O4'	2.17	0.45
3:22:6:HIS:CE1	3:22:8:ILE:HB	2.52	0.45
6:52:33:TYR:OH	6:52:78:GLU:HG3	2.16	0.45
15:6A:39:LEU:CD1	15:6A:56:LEU:HB2	2.46	0.45
26:14:212:G:H2'	26:14:213:A:O4'	2.16	0.45
26:14:340:A:C8	26:14:341:G:C8	3.05	0.45
26:14:629:G:H5''	26:14:650:C:O2'	2.16	0.45
26:14:659:C:H2'	26:14:660:G:H8	1.82	0.45

Continued on next page...

Continued from previous page...

Atom-1	Atom-2	Interatomic distance (Å)	Clash overlap (Å)
26:14:975:G:C5	26:14:976:C:C5	3.05	0.45
26:14:1520:U:H2'	26:14:1521:G:O4'	2.17	0.45
26:14:1966:A:H4'	26:14:1967:C:OP1	2.16	0.45
26:14:2462:U:H2'	26:14:2463:C:C6	2.51	0.45
31:39:47:GLY:O	31:39:94:PRO:HA	2.16	0.45
31:39:64:ILE:O	31:39:65:TRP:HD1	1.99	0.45
31:39:131:GLY:H	31:39:142:TRP:HD1	1.62	0.45
31:39:169:ASN:O	31:39:169:ASN:ND2	2.50	0.45
33:59:149:ARG:HE	33:59:154:PRO:CB	2.29	0.45
35:69:100:ALA:O	35:69:104:GLN:HB3	2.16	0.45
41:45:38:GLU:OE2	41:45:128:LYS:HD2	2.17	0.45
43:65:33:LYS:HB3	43:65:34:HIS:CD2	2.51	0.45
45:85:49:HIS:HA	45:85:52:ARG:CB	2.46	0.45
47:A5:29:LEU:O	47:A5:29:LEU:HG	2.16	0.45
52:F5:92:LYS:O	52:F5:93:GLU:C	2.55	0.45
53:G5:43:GLN:HG3	53:G5:46:GLN:OE1	2.16	0.45
1:13:224:C:H2'	1:13:225:C:H6	1.81	0.45
1:13:797:C:C2'	1:13:798:G:H5'	2.46	0.45
1:13:872:A:C5	1:13:874:G:C8	3.05	0.45
1:13:946:A:N7	63:13:2014:HOH:O	2.36	0.45
1:13:1037:C:H2'	1:13:1038:C:C6	2.51	0.45
1:13:1143:G:C2	1:13:1144:G:C4	3.05	0.45
2:1E:12:GLU:N	2:1E:12:GLU:OE1	2.49	0.45
10:1I:54:PHE:O	10:1I:55:LYS:HG3	2.17	0.45
10:1I:80:LYS:HE3	1:1G:1163:C:H5''	1.98	0.45
11:2I:112:THR:O	11:2I:114:VAL:HG23	2.17	0.45
23:2K:53:G:C6	23:2K:54:G:C5	3.05	0.45
24:3K:35:A:C2	24:3K:36:C:C2	3.04	0.45
26:1H:356:G:H2'	26:1H:357:A:H8	1.81	0.45
26:1H:527:C:OP2	26:1H:2779:U:C5	2.69	0.45
26:1H:527:C:OP2	26:1H:2779:U:H5	1.99	0.45
26:1H:686:G:H8	58:P8:6:GLN:O	2.00	0.45
26:1H:860:U:H1'	26:1H:2268:A:H5'	1.99	0.45
26:1H:890:A:H2'	26:1H:892:G:O4'	2.17	0.45
26:1H:1061:U:H4'	26:1H:1070:A:C1'	2.29	0.45
26:1H:1268:A:H2'	26:1H:1269:A:O4'	2.17	0.45
26:1H:1454:U:H5'	42:98:63:ARG:CZ	2.47	0.45
26:1H:2849:U:OP2	44:B8:95:ARG:NH1	2.50	0.45
32:4I:28:VAL:O	32:4I:31:VAL:HG13	2.17	0.45
33:5I:4:ILE:HG12	33:5I:6:ARG:CD	2.46	0.45
36:38:16:ASN:HA	36:38:19:ARG:HB3	1.97	0.45

Continued on next page...

Continued from previous page...

Atom-1	Atom-2	Interatomic distance (Å)	Clash overlap (Å)
36:38:63:LEU:HD23	36:38:63:LEU:HA	1.86	0.45
39:68:77:ILE:HG12	39:68:78:ARG:N	2.31	0.45
40:78:37:GLY:O	40:78:40:SER:N	2.50	0.45
42:98:101:ALA:HA	56:N8:44:THR:HG21	1.98	0.45
42:98:105:ARG:C	42:98:107:ASP:H	2.19	0.45
44:B8:107:ASP:C	44:B8:111:ARG:CZ	2.85	0.45
48:F8:39:ILE:O	48:F8:43:VAL:HG23	2.15	0.45
1:1G:567:G:H1'	63:1G:1893:HOH:O	2.17	0.45
1:1G:1103:C:C4	1:1G:1104:G:N7	2.84	0.45
1:1G:1157:A:H2	1:1G:1180:A:C6	2.34	0.45
3:22:18:TRP:NE1	14:5A:55:GLY:N	2.64	0.45
3:22:29:TYR:OH	14:5A:54:PRO:HD2	2.16	0.45
7:62:16:LEU:CD2	9:82:42:ARG:HA	2.47	0.45
10:1A:56:HIS:O	10:1A:58:ASP:N	2.50	0.45
16:7A:43:LYS:HG2	16:7A:48:TRP:CD2	2.52	0.45
17:8A:81:ARG:HD3	17:8A:84:LEU:HD23	1.97	0.45
23:2L:32:G:C5	23:2L:33:OMC:C5	3.05	0.45
23:2L:41:C:C2	23:2L:42:C:C5	3.04	0.45
26:14:529:A:H4'	26:14:530:G:H5'	1.98	0.45
26:14:975:G:H1'	26:14:990:A:C2	2.52	0.45
26:14:1105:U:H2'	26:14:1106:G:H8	1.81	0.45
26:14:1485:G:H1	26:14:1504:C:N4	2.14	0.45
26:14:1759:A:H4'	26:14:2715:C:O4'	2.17	0.45
26:14:2113:U:H3'	26:14:2114:A:C4'	2.37	0.45
26:14:2129:C:H5'	26:14:2130:U:OP2	2.17	0.45
26:14:2231:C:OP1	52:F5:42:GLN:HA	2.16	0.45
26:14:2314:C:H5'	32:49:38:VAL:HG11	1.98	0.45
26:14:2507:C:H5''	26:14:2573:C:N4	2.31	0.45
29:19:39:LYS:O	29:19:40:THR:HG23	2.16	0.45
31:39:25:PRO:HB2	31:39:27:GLU:N	2.30	0.45
39:25:106:LEU:HD22	39:25:111:PHE:HB2	1.98	0.45
45:85:52:ARG:NH1	45:85:55:ARG:HD2	2.32	0.45
46:95:52:VAL:HG12	46:95:55:ALA:HB3	1.97	0.45
49:C5:98:VAL:HA	49:C5:104:GLY:HA2	1.98	0.45
52:F5:53:VAL:HG22	52:F5:54:ALA:H	1.81	0.45
1:13:401:C:O2'	1:13:621:A:N3	2.47	0.45
1:13:827:U:C5	1:13:870:U:C5	3.04	0.45
1:13:1087:G:H2'	1:13:1088:G:H8	1.82	0.45
1:13:1443:G:H22	44:B8:119:LYS:HG3	1.81	0.45
2:1E:165:VAL:O	2:1E:187:LEU:HD12	2.16	0.45
7:6E:38:LEU:O	7:6E:42:ILE:HG13	2.17	0.45

Continued on next page...

Continued from previous page...

Atom-1	Atom-2	Interatomic distance (Å)	Clash overlap (Å)
8:7E:64:LYS:HB3	8:7E:79:VAL:HG21	1.99	0.45
11:2I:82:VAL:CG1	11:2I:108:ILE:HG13	2.46	0.45
12:3I:114:LYS:HB3	12:3I:114:LYS:HE2	1.87	0.45
14:5I:6:LEU:HD12	14:5I:23:ARG:HH22	1.82	0.45
16:7I:4:ILE:HA	16:7I:20:VAL:O	2.17	0.45
18:9I:52:PRO:O	18:9I:56:THR:HG23	2.16	0.45
26:1H:207:A:H2'	26:1H:208:C:O4'	2.17	0.45
26:1H:247:G:O2'	26:1H:250:G:N7	2.44	0.45
26:1H:639:U:H2'	26:1H:640:C:C6	2.51	0.45
26:1H:654(T):A:H2'	26:1H:654(U):A:O4'	2.17	0.45
26:1H:1047:G:H2'	26:1H:1110:G:H1	1.78	0.45
26:1H:1204:A:H61	26:1H:1240:U:H2'	1.81	0.45
26:1H:1678:G:H8	26:1H:1678:G:O5'	1.99	0.45
26:1H:2210:G:H3'	26:1H:2211:G:C4	2.52	0.45
26:1H:2786:U:O2'	30:21:62:PRO:HA	2.17	0.45
27:16:15:A:H1'	27:16:109:G:N9	2.32	0.45
29:11:237:GLU:O	29:11:238:GLY:C	2.55	0.45
30:21:2:LYS:HA	30:21:84:PHE:CD1	2.51	0.45
31:31:39:TRP:HB2	31:31:101:LEU:HD12	1.99	0.45
31:31:181:LEU:HA	31:31:181:LEU:HD23	1.79	0.45
33:51:12:PRO:HG2	33:51:13:LYS:HG2	1.97	0.45
33:51:125:VAL:HG13	33:51:131:VAL:HB	1.97	0.45
37:48:83:GLY:H	37:48:99:ILE:HG21	1.79	0.45
47:E8:12:ILE:HG12	47:E8:13:SER:H	1.82	0.45
52:J8:83:GLU:C	52:J8:85:LEU:H	2.20	0.45
1:1G:128:G:H5'	17:8A:2:PRO:HA	1.99	0.45
1:1G:940:C:H2'	1:1G:941:G:C8	2.52	0.45
1:1G:980:C:H3'	1:1G:981:U:H6	1.82	0.45
1:1G:1134:G:C2	1:1G:1135:U:H1'	2.52	0.45
1:1G:1274:G:H2'	1:1G:1275:A:C8	2.51	0.45
1:1G:1453:G:H21	1:1G:1453:G:P	2.39	0.45
2:12:73:THR:HG21	2:12:97:TRP:N	2.32	0.45
3:22:175:LEU:HD21	3:22:201:TYR:CE2	2.52	0.45
9:82:26:VAL:HG13	9:82:61:ALA:O	2.17	0.45
9:82:112:LYS:HG2	9:82:119:ALA:HB2	1.97	0.45
13:4A:15:VAL:O	13:4A:19:LEU:HG	2.17	0.45
20:BA:11:SER:HA	20:BA:13:LEU:CD2	2.46	0.45
21:1B:12:LYS:HB3	21:1B:17:THR:O	2.17	0.45
26:14:783:A:OP2	63:19:302:HOH:O	2.21	0.45
26:14:832:G:H5'	40:35:45:LEU:CD1	2.45	0.45
26:14:929:G:H8	26:14:929:G:O5'	2.00	0.45

Continued on next page...

Continued from previous page...

Atom-1	Atom-2	Interatomic distance (Å)	Clash overlap (Å)
26:14:1028:A:H2'	26:14:1029:A:C8	2.52	0.45
26:14:1814:G:H5''	29:19:54:ARG:HH12	1.82	0.45
26:14:2418:A:H2'	26:14:2419:U:O4'	2.17	0.45
27:1J:75:G:H2'	27:1J:76:G:O4'	2.17	0.45
29:19:44:ASN:OD1	29:19:46:GLN:HG3	2.16	0.45
31:39:25:PRO:HA	31:39:27:GLU:HB2	1.98	0.45
31:39:68:LYS:HD3	31:39:68:LYS:HA	1.65	0.45
31:39:89:VAL:O	31:39:90:PHE:C	2.55	0.45
33:59:10:PRO:HD2	33:59:50:VAL:H	1.81	0.45
33:59:124:GLU:OE1	33:59:124:GLU:N	2.49	0.45
39:25:107:ARG:HB3	39:25:107:ARG:HH11	1.82	0.45
43:65:16:ASN:ND2	43:65:16:ASN:N	2.64	0.45
45:85:60:LEU:HA	45:85:63:VAL:HG12	1.99	0.45
46:95:19:LYS:HA	46:95:94:LEU:O	2.17	0.45
50:D5:112:ARG:O	50:D5:113:ALA:HB3	2.17	0.45
1:13:455:C:N4	1:13:477:G:H22	2.15	0.45
1:13:468:A:O2'	16:7I:82:GLN:HG2	2.17	0.45
1:13:587:G:N2	1:13:755:G:C5	2.85	0.45
1:13:590:C:N4	1:13:649:G:H1	2.13	0.45
2:1E:11:LEU:HD23	2:1E:213:LEU:HG	1.98	0.45
2:1E:69:LEU:HB3	2:1E:162:ILE:HG23	1.97	0.45
3:2E:16:ARG:HD2	3:2E:16:ARG:HA	1.69	0.45
3:2E:125:GLU:HG2	3:2E:190:ARG:O	2.17	0.45
7:6E:50:ILE:O	7:6E:54:THR:HG23	2.16	0.45
18:9I:73:ALA:HB1	18:9I:79:LEU:HG	1.97	0.45
19:AI:41:VAL:HB	19:AI:42:PRO:O	2.17	0.45
26:1H:443:A:N7	31:31:45:ARG:HG2	2.32	0.45
26:1H:900:A:H3'	26:1H:901:A:H8	1.80	0.45
26:1H:1047:G:N2	26:1H:1110:G:H2'	2.32	0.45
26:1H:1344:G:H4'	26:1H:1384:A:C5	2.52	0.45
26:1H:2287:A:H2	26:1H:2346:A:C2	2.35	0.45
26:1H:2591:C:OP2	29:11:238:GLY:O	2.34	0.45
26:1H:2795:G:H3'	26:1H:2797:U:H5''	1.97	0.45
34:28:16:THR:OG1	34:28:21:LYS:HE2	2.17	0.45
50:H8:51:ALA:CB	50:H8:57:ILE:HD11	2.47	0.45
57:O8:40:CYS:SG	57:O8:45:LYS:HD3	2.57	0.45
1:1G:108:G:H5'	1:1G:109:A:C5'	2.45	0.45
1:1G:750:G:N3	15:6A:23:GLY:HA3	2.32	0.45
1:1G:1084:G:C5	1:1G:1085:U:C4	3.04	0.45
1:1G:1533:C:O2'	1:1G:1534:A:OP1	2.30	0.45
14:5A:17:LYS:NZ	14:5A:18:VAL:HG13	2.32	0.45

Continued on next page...

Continued from previous page...

Atom-1	Atom-2	Interatomic distance (Å)	Clash overlap (Å)
22:1L:33:RSP:H5'	22:1L:33:RSP:C6	2.46	0.45
24:3L:74:A:H5''	24:3L:74:A:H8	1.82	0.45
26:14:84:A:N6	26:14:102:G:O2'	2.39	0.45
26:14:365:C:OP2	63:14:3895:HOH:O	2.21	0.45
26:14:452:G:OP2	63:14:3897:HOH:O	2.21	0.45
26:14:531:C:H4'	26:14:532:A:H5''	1.98	0.45
26:14:747:U:O2	26:14:2014:A:H1'	2.16	0.45
26:14:900:A:H2'	26:14:900:A:N3	2.32	0.45
26:14:1408:C:C2	26:14:1595:G:N2	2.85	0.45
26:14:1467:C:H42	26:14:1525:G:H1	1.63	0.45
26:14:1542:G:N7	26:14:1543:A:C5	2.85	0.45
26:14:2119:A:N6	26:14:2168:G:N2	2.65	0.45
28:79:42:GLU:H	28:79:42:GLU:HG3	1.54	0.45
29:19:48:ARG:O	29:19:50:THR:HG23	2.17	0.45
30:29:120:TRP:CG	30:29:155:LYS:HB3	2.51	0.45
35:69:58:LEU:O	35:69:62:LYS:N	2.49	0.45
40:35:146:VAL:HG22	40:35:147:LEU:HD23	1.97	0.45
44:75:6:LEU:O	44:75:10:VAL:HG23	2.16	0.45
47:A5:73:ALA:O	47:A5:106:ILE:HG12	2.16	0.45
51:E5:43:THR:HG23	51:E5:43:THR:O	2.16	0.45
1:13:1298:C:P	7:6E:114:ARG:HH22	2.39	0.45
1:13:1349:A:H2'	1:13:1350:A:C8	2.51	0.45
2:1E:79:ASP:N	2:1E:81:VAL:HG22	2.32	0.45
17:8I:100:LYS:HG2	17:8I:101:ARG:HE	1.81	0.45
26:1H:710:G:N7	63:1H:4104:HOH:O	2.36	0.45
26:1H:1013:C:O2'	26:1H:1014:U:H5'	2.17	0.45
26:1H:1259:G:H2'	26:1H:1260:G:C8	2.51	0.45
26:1H:2110:G:C6	26:1H:2120:G:C8	3.05	0.45
26:1H:2143:C:N4	26:1H:2144:U:O2	2.50	0.45
27:16:31:C:H2'	27:16:32:C:H6	1.82	0.45
29:11:3:VAL:HG13	29:11:17:THR:HG23	1.98	0.45
31:31:53:THR:O	31:31:55:GLY:N	2.49	0.45
31:31:134:GLY:CA	31:31:166:ALA:HB2	2.47	0.45
32:41:109:VAL:HG22	55:M8:33:VAL:HG21	1.99	0.45
37:48:78:ILE:CG1	37:48:131:ALA:HB2	2.47	0.45
48:F8:26:TYR:O	48:F8:81:VAL:HG13	2.17	0.45
50:H8:29:TYR:OH	50:H8:87:ASP:HB3	2.17	0.45
50:H8:154:ASP:OD1	50:H8:154:ASP:N	2.48	0.45
52:J8:7:ILE:HG12	52:J8:62:VAL:HG12	1.98	0.45
1:1G:186(C):G:C6	1:1G:191(E):G:N1	2.85	0.45
1:1G:232:G:H2'	1:1G:233:C:O4'	2.17	0.45

Continued on next page...

Continued from previous page...

Atom-1	Atom-2	Interatomic distance (Å)	Clash overlap (Å)
1:1G:692:U:OP2	11:2A:26:ASN:ND2	2.49	0.45
1:1G:1206:G:H4'	3:22:192:THR:O	2.16	0.45
4:32:110:PHE:HD1	4:32:110:PHE:H	1.65	0.45
5:42:30:ALA:O	5:42:45:PHE:HA	2.17	0.45
8:72:44:PHE:HA	8:72:79:VAL:CG1	2.47	0.45
12:3A:70:ILE:HG21	12:3A:75:HIS:CD2	2.51	0.45
19:AA:11:VAL:HG22	19:AA:12:ASP:N	2.32	0.45
20:BA:85:MET:H	20:BA:85:MET:HG2	1.47	0.45
22:1L:23:G:HO2'	22:1L:24:A:P	2.40	0.45
26:14:286:C:H2'	26:14:287:C:C6	2.52	0.45
26:14:854:G:H2'	26:14:855:G:C8	2.51	0.45
26:14:1204:A:N1	26:14:1241:A:C2	2.84	0.45
26:14:1268:A:H5'	63:14:4136:HOH:O	2.17	0.45
26:14:2317:C:H2'	26:14:2318:G:O4'	2.17	0.45
26:14:2494:G:C4	26:14:2495:G:C8	3.05	0.45
26:14:2516:G:C5	26:14:2517:C:C4	3.04	0.45
26:14:2823:A:OP1	30:29:113:PHE:HB2	2.16	0.45
27:1J:9:G:H5'	43:65:25:ARG:HH12	1.82	0.45
29:19:246:PRO:O	29:19:254:THR:HG22	2.17	0.45
30:29:32:PRO:HA	30:29:90:THR:HA	1.98	0.45
30:29:41:LYS:NZ	30:29:42:ASP:OD2	2.41	0.45
32:49:124:SER:HB2	32:49:131:TYR:CE1	2.52	0.45
32:49:145:THR:O	32:49:146:TYR:HB3	2.17	0.45
38:15:41:ASP:O	45:85:64:ARG:NH2	2.50	0.45
40:35:13:ASN:C	40:35:15:ARG:N	2.70	0.45
43:65:14:VAL:O	43:65:18:ILE:HG13	2.17	0.45
45:85:48:ALA:O	45:85:52:ARG:HB2	2.17	0.45
45:85:52:ARG:HH11	45:85:52:ARG:HG2	1.80	0.45
45:85:108:GLU:OE1	45:85:112:ARG:NH1	2.45	0.45
1:13:1002:G:C2	1:13:1003:G:H1'	2.51	0.45
1:13:1240:U:O2'	7:6E:38:LEU:HG	2.17	0.45
1:13:1313:U:OP1	19:AI:6:LYS:HB3	2.17	0.45
1:13:1315:U:H2'	1:13:1316:G:O4'	2.16	0.45
5:4E:78:HIS:CE1	5:4E:142:LEU:HD23	2.52	0.45
8:7E:14:ARG:HG3	8:7E:83:ILE:HG23	1.99	0.45
9:8E:99:LEU:HD12	9:8E:101:PHE:HE2	1.81	0.45
23:2K:26:C:H2'	23:2K:27:G:O4'	2.17	0.45
26:1H:247:G:H4'	26:1H:386:G:C5	2.52	0.45
26:1H:581:C:OP1	45:C8:33:ARG:HG3	2.17	0.45
26:1H:602:G:N2	26:1H:655:A:C8	2.83	0.45
26:1H:782:A:C2	29:11:226:MET:HG2	2.52	0.45

Continued on next page...

Continued from previous page...

Atom-1	Atom-2	Interatomic distance (Å)	Clash overlap (Å)
26:1H:895:U:H4'	26:1H:896:A:OP1	2.16	0.45
26:1H:1036:G:H1	26:1H:1119:C:H42	1.64	0.45
26:1H:1070:A:N6	26:1H:1096:A:N1	2.65	0.45
26:1H:1107:G:H2'	26:1H:1108:U:C6	2.49	0.45
26:1H:1316:U:H2'	26:1H:1317:A:C8	2.52	0.45
26:1H:2516:G:O2'	26:1H:2517:C:H5'	2.16	0.45
26:1H:2881:C:H2'	26:1H:2882:A:C8	2.52	0.45
27:16:15:A:OP1	27:16:15:A:C4'	2.64	0.45
31:31:155:LEU:HB2	31:31:189:THR:HG21	1.99	0.45
32:41:107:LEU:HA	32:41:107:LEU:HD23	1.65	0.45
33:51:94:TYR:CD1	33:51:107:VAL:HA	2.52	0.45
36:38:24:PHE:CE2	36:38:88:ALA:HB2	2.51	0.45
37:48:68:VAL:O	37:48:69:THR:OG1	2.33	0.45
43:A8:62:LYS:HB2	43:A8:97:ARG:HD2	1.99	0.45
43:A8:106:ARG:NH2	43:A8:107:GLU:HB2	2.32	0.45
44:B8:111:ARG:HD3	44:B8:111:ARG:H	1.81	0.45
46:D8:85:LYS:HB2	46:D8:85:LYS:NZ	2.31	0.45
50:H8:92:SER:O	50:H8:130:PRO:HG2	2.17	0.45
55:M8:23:GLU:C	55:M8:25:TYR:H	2.17	0.45
57:O8:44:ARG:HH11	57:O8:44:ARG:H	1.65	0.45
1:1G:1275:A:C6	1:1G:1276:G:C6	3.05	0.45
1:1G:1329:A:O2'	13:4A:24:GLY:HA2	2.16	0.45
1:1G:1343:G:H2'	1:1G:1344:C:C6	2.52	0.45
7:62:70:LYS:HG2	7:62:96:GLN:OE1	2.17	0.45
8:72:68:ARG:HD3	8:72:69:ARG:H	1.81	0.45
8:72:123:GLU:O	8:72:127:LEU:HB2	2.17	0.45
12:3A:27:LEU:HD23	12:3A:33:ARG:CZ	2.47	0.45
13:4A:53:VAL:O	13:4A:57:ARG:N	2.28	0.45
13:4A:78:ILE:HG23	13:4A:92:HIS:ND1	2.32	0.45
24:3L:15:G:O2'	24:3L:16:C:H5'	2.17	0.45
26:14:686:G:H1	58:L5:16:HIS:CD2	2.35	0.45
26:14:1021:A:H3'	26:14:1021:A:C8	2.52	0.45
26:14:1336:A:H2'	26:14:1337:G:C8	2.52	0.45
26:14:1431:U:H2'	26:14:1432:C:C6	2.51	0.45
26:14:1600:C:O2'	26:14:1601:G:H5'	2.17	0.45
26:14:1623:G:N7	63:14:4045:HOH:O	2.36	0.45
26:14:1691:C:O2'	26:14:1692:U:H5'	2.17	0.45
26:14:2118:U:O2'	26:14:2145:C:N3	2.50	0.45
26:14:2346:A:H5''	26:14:2383:G:C1'	2.47	0.45
26:14:2472:G:N1	26:14:2477:C:OP1	2.48	0.45
31:39:38:ARG:HB3	31:39:99:TYR:OH	2.16	0.45

Continued on next page...

Continued from previous page...

Atom-1	Atom-2	Interatomic distance (Å)	Clash overlap (Å)
31:39:141:ALA:O	31:39:144:LYS:HB2	2.17	0.45
33:59:4:ILE:HD11	33:59:7:LEU:HD23	1.99	0.45
39:25:2:ILE:HG13	39:25:8:LEU:HD11	1.98	0.45
43:65:30:ARG:HD2	43:65:97:ARG:HD3	1.99	0.45
50:D5:110:GLY:HA3	50:D5:145:GLU:HA	1.99	0.45
1:13:265:G:N2	1:13:267:C:H5'	2.32	0.45
1:13:458:C:H2'	1:13:464:G:O4'	2.16	0.45
1:13:497:U:O2	1:13:497:U:H2'	2.15	0.45
1:13:571:U:O2	1:13:918:A:H5'	2.17	0.45
1:13:589:C:H42	1:13:650:G:H1	1.64	0.45
1:13:1015:A:H2'	1:13:1016:A:H8	1.79	0.45
1:13:1171:G:O2'	1:13:1172:C:H5'	2.16	0.45
1:13:1203:C:H2'	1:13:1204:A:O4'	2.17	0.45
1:13:1414:U:H2'	1:13:1415:G:H8	1.82	0.45
3:2E:58:GLU:O	3:2E:59:ARG:HG3	2.16	0.45
8:7E:6:ILE:HD13	8:7E:85:ARG:HH22	1.82	0.45
8:7E:104:ARG:HB3	8:7E:107:LEU:HB3	1.99	0.45
10:1I:53:PRO:O	14:5I:41:ARG:NH2	2.49	0.45
12:3I:86:ARG:HB2	12:3I:101:VAL:HG23	1.98	0.45
14:5I:27:CYS:SG	14:5I:28:GLY:N	2.90	0.45
20:BI:55:ILE:HD13	20:BI:55:ILE:HA	1.77	0.45
22:1K:22:A:C5	22:1K:47:7MG:C6	3.05	0.45
26:1H:189:G:OP2	52:J8:14:VAL:HG11	2.17	0.45
26:1H:304:G:H2'	26:1H:305:U:H6	1.82	0.45
26:1H:462:C:C4	26:1H:463:G:N7	2.84	0.45
26:1H:579:G:H2'	26:1H:580:C:C6	2.52	0.45
26:1H:978:G:C2	26:1H:986:C:N3	2.85	0.45
26:1H:2183:C:O5'	26:1H:2183:C:H6	2.00	0.45
26:1H:2687:U:C4	26:1H:2688:U:C5	3.04	0.45
26:1H:2865:U:C4	26:1H:2866:U:C4	3.04	0.45
29:11:14:ARG:HG2	29:11:15:PHE:CD2	2.52	0.45
29:11:123:ALA:HB3	29:11:131:LEU:HG	1.98	0.45
30:21:29:GLY:N	30:21:51:PHE:HE1	2.15	0.45
34:18:1:MET:HB3	34:18:5:ILE:HG21	1.99	0.45
35:61:131:LYS:HB3	35:61:132:PRO:HA	1.99	0.45
37:48:9:LYS:HA	37:48:9:LYS:HD3	1.50	0.45
38:58:38:HIS:CE1	38:58:39:ARG:HG3	2.52	0.45
41:88:101:ARG:HG3	41:88:102:VAL:N	2.32	0.45
44:B8:64:ARG:HB2	44:B8:73:GLU:HG2	1.98	0.45
1:1G:6:G:C4	5:42:119:LEU:HD11	2.52	0.45
1:1G:8:A:N6	4:32:209:ARG:HB2	2.32	0.45

Continued on next page...

Continued from previous page...

Atom-1	Atom-2	Interatomic distance (Å)	Clash overlap (Å)
1:1G:1510:U:H2'	1:1G:1511:G:C8	2.52	0.45
2:12:32:ILE:HD13	2:12:40:HIS:HB3	1.99	0.45
4:32:30:LYS:HB3	4:32:35:ARG:HH11	1.81	0.45
5:42:71:LEU:HD21	5:42:115:VAL:HG22	1.98	0.45
7:62:16:LEU:HD22	9:82:42:ARG:HA	1.99	0.45
7:62:93:PRO:CB	7:62:94:ARG:HE	2.30	0.45
10:1A:6:ILE:CG2	10:1A:98:ILE:HG23	2.47	0.45
12:3A:60:LEU:HA	12:3A:60:LEU:HD13	1.60	0.45
24:3L:18:G:H5'	24:3L:59:A:H2	1.82	0.45
24:3L:22:A:C6	24:3L:49:C:N3	2.85	0.45
25:4L:21:A:N6	25:4L:22:A:C6	2.85	0.45
26:14:328:U:H4'	49:C5:68:HIS:CD2	2.52	0.45
26:14:589:C:O3'	31:39:95:ARG:NH1	2.50	0.45
26:14:702:G:C2	26:14:731:C:C2	3.05	0.45
26:14:712:G:H2'	26:14:713:G:O4'	2.17	0.45
26:14:732:C:N4	26:14:733:G:C6	2.85	0.45
26:14:1138:G:O2'	38:15:106:MET:HG3	2.17	0.45
26:14:1190:G:OP1	40:35:32:THR:HA	2.16	0.45
26:14:1728:G:C2	26:14:1730:U:OP2	2.69	0.45
26:14:1856:G:C2'	26:14:1857:G:H5'	2.47	0.45
26:14:2131:G:H21	26:14:2157:G:H1'	1.81	0.45
26:14:2686:G:C2	26:14:2724:C:O2	2.70	0.45
27:1J:31:C:N4	43:65:32:LEU:HD23	2.32	0.45
29:19:273:ARG:HG2	29:19:274:ARG:N	2.31	0.45
30:29:26:ILE:HG22	30:29:28:ALA:N	2.31	0.45
30:29:201:THR:O	30:29:202:LYS:HD3	2.17	0.45
40:35:46:LYS:HB3	40:35:46:LYS:HE3	1.71	0.45
40:35:88:LEU:C	40:35:90:ARG:H	2.20	0.45
50:D5:105:VAL:O	50:D5:108:PRO:HG3	2.17	0.45
1:13:428:G:C5	1:13:430:A:C6	3.05	0.44
1:13:542:G:O3'	4:3E:14:ARG:NH2	2.44	0.44
1:13:1023:G:H2'	1:13:1024:G:H4'	1.98	0.44
1:13:1128:C:H5''	1:13:1129:C:OP2	2.17	0.44
1:13:1248:A:N3	9:8E:70:LYS:HE2	2.31	0.44
1:13:1492:A:OP1	12:3I:47:LYS:N	2.45	0.44
2:1E:17:PHE:N	2:1E:17:PHE:CD1	2.85	0.44
2:1E:44:LEU:HD12	2:1E:44:LEU:H	1.82	0.44
3:2E:15:THR:HG23	3:2E:181:ASN:H	1.82	0.44
4:3E:93:PHE:HA	4:3E:96:LEU:HD22	1.98	0.44
6:5E:82:ARG:HB2	6:5E:85:VAL:HG23	2.00	0.44
12:3I:5:PRO:HG2	12:3I:10:LEU:HD11	1.99	0.44

Continued on next page...

Continued from previous page...

Atom-1	Atom-2	Interatomic distance (Å)	Clash overlap (Å)
26:1H:606:U:OP1	31:31:104:LYS:HD2	2.16	0.44
26:1H:1077:A:N1	26:1H:1088:A:N6	2.57	0.44
26:1H:1443:G:N2	26:1H:1549:C:C2	2.85	0.44
26:1H:2056:G:O6	56:N8:2:ALA:HB3	2.17	0.44
28:71:193:ILE:HG21	28:71:227:HIS:HE1	1.81	0.44
29:11:226:MET:HB3	29:11:230:ASP:HB2	1.99	0.44
30:21:11:MET:HG2	30:21:24:THR:HA	2.00	0.44
30:21:131:ALA:CB	30:21:135:HIS:HE1	2.31	0.44
31:31:197:ASP:O	31:31:198:ALA:HB3	2.17	0.44
36:38:125:LEU:HD11	34:28:20:LEU:HD21	1.99	0.44
37:48:123:ALA:HA	37:48:126:MET:CB	2.45	0.44
34:28:28:LYS:HZ3	34:28:29:GLU:HG3	1.81	0.44
38:58:5:VAL:HA	38:58:6:PRO:HD3	1.83	0.44
48:F8:9:LEU:O	53:K8:36:ARG:HD2	2.18	0.44
55:M8:37:SER:OG	55:M8:42:PHE:HB3	2.17	0.44
1:1G:406:G:C4	1:1G:495:A:C6	3.05	0.44
1:1G:956:U:C2	1:1G:1225:A:H2	2.35	0.44
13:4A:79:LYS:O	13:4A:82:MET:HG2	2.16	0.44
22:1L:54:G:H4'	41:45:56:ARG:NH2	2.32	0.44
23:2L:44:A:H2'	23:2L:45:A:C8	2.52	0.44
23:2L:51:U:H2'	23:2L:52:C:C6	2.52	0.44
26:14:430:G:H5''	26:14:431:U:OP2	2.17	0.44
26:14:1015:G:C6	26:14:1148:A:C6	3.06	0.44
26:14:1582:C:O2'	26:14:1586:A:C8	2.69	0.44
26:14:1968:G:P	63:14:3725:HOH:O	2.67	0.44
26:14:2056:G:H2'	26:14:2056:G:N3	2.32	0.44
26:14:2744:G:N2	33:59:143:GLN:OE1	2.50	0.44
26:14:2748:A:H2'	26:14:2749:A:C8	2.51	0.44
31:39:9:ILE:O	31:39:128:ALA:HB2	2.16	0.44
31:39:30:PRO:O	31:39:32:LEU:N	2.50	0.44
40:35:114:ILE:N	40:35:114:ILE:HD12	2.32	0.44
48:B5:63:LYS:HA	48:B5:72:LYS:HA	1.99	0.44
58:L5:47:ARG:NH1	58:L5:47:ARG:HB2	2.32	0.44
1:13:263:A:OP2	20:BI:79:ARG:NH1	2.50	0.44
1:13:297:G:H4'	1:13:557:G:H4'	2.00	0.44
1:13:411:A:O2'	1:13:413:G:H5'	2.17	0.44
1:13:1014:A:H2'	1:13:1015:A:C8	2.51	0.44
1:13:1043:C:H2'	1:13:1044:A:O4'	2.17	0.44
1:13:1178:G:OP2	9:8E:93:ARG:NH1	2.38	0.44
1:13:1304:G:C6	1:13:1305:G:N1	2.85	0.44
1:13:1363:A:H1'	1:13:1365:G:N7	2.32	0.44

Continued on next page...

Continued from previous page...

Atom-1	Atom-2	Interatomic distance (Å)	Clash overlap (Å)
1:13:1424:C:H42	1:13:1476:G:H1	1.65	0.44
1:13:1455:G:H5'	20:BI:32:ALA:HB2	1.98	0.44
8:7E:29:SER:HB3	8:7E:32:LYS:HE3	2.00	0.44
18:9I:35:ARG:O	18:9I:37:VAL:HG23	2.17	0.44
18:9I:50:ILE:CD1	18:9I:70:ILE:HG21	2.48	0.44
19:AI:15:LEU:HD23	19:AI:15:LEU:H	1.83	0.44
23:2K:17:C:O2'	23:2K:18:C:H5	1.99	0.44
26:1H:1252:G:N3	45:C8:33:ARG:HD2	2.33	0.44
26:1H:1387:C:C2	26:1H:1388:G:C8	3.06	0.44
26:1H:1799:G:H5'	26:1H:1819:A:N6	2.31	0.44
26:1H:2134:A:C2	26:1H:2159:G:H1'	2.51	0.44
26:1H:2334:G:C2	43:A8:12:PHE:CD1	3.05	0.44
28:7I:42:GLU:OE2	28:7I:217:THR:HA	2.18	0.44
31:31:36:VAL:HG11	31:31:183:VAL:HG11	2.00	0.44
32:41:83:ARG:HA	32:41:83:ARG:HD3	1.57	0.44
33:51:23:ARG:HD3	33:51:34:GLU:OE1	2.18	0.44
33:51:157:TYR:H	33:51:170:ARG:HA	1.82	0.44
38:58:43:THR:HB	38:58:46:VAL:HB	1.99	0.44
40:78:62:LEU:O	59:Q8:13:ARG:HD3	2.17	0.44
44:B8:16:ARG:NH2	44:B8:19:LEU:HD21	2.32	0.44
45:C8:8:VAL:HG23	45:C8:11:ARG:HH21	1.82	0.44
45:C8:47:TYR:CD1	45:C8:47:TYR:C	2.91	0.44
52:J8:53:VAL:HG12	52:J8:54:ALA:H	1.82	0.44
52:J8:93:GLU:HB2	52:J8:94:LEU:O	2.17	0.44
1:1G:35:G:C2	1:1G:550:G:N3	2.85	0.44
1:1G:324:G:N1	1:1G:327:A:OP2	2.50	0.44
1:1G:1347:G:N7	9:82:107:ARG:NH1	2.64	0.44
2:12:166:ASP:CG	2:12:169:LYS:HB2	2.36	0.44
5:42:70:PRO:HD2	5:42:142:LEU:HB2	1.99	0.44
7:62:93:PRO:HB2	7:62:94:ARG:NE	2.32	0.44
12:3A:70:ILE:HD13	12:3A:75:HIS:CD2	2.52	0.44
14:5A:9:LYS:H	14:5A:9:LYS:HG2	1.47	0.44
14:5A:12:ARG:HB2	14:5A:14:PRO:HD3	1.99	0.44
16:7A:15:PRO:O	16:7A:16:HIS:ND1	2.50	0.44
22:1L:5:C:O2'	22:1L:6:C:H5'	2.18	0.44
24:3L:26:U:H3'	24:3L:27:A:H5''	1.98	0.44
26:14:122:G:O6	63:14:3900:HOH:O	2.21	0.44
26:14:676:A:H1'	26:14:2443:C:H1'	1.98	0.44
26:14:1017:G:H5'	26:14:1018:C:OP2	2.18	0.44
26:14:2052:G:O4'	30:29:142:GLY:HA3	2.17	0.44
26:14:2213:U:H5'	52:F5:52:ARG:NH2	2.32	0.44

Continued on next page...

Continued from previous page...

Atom-1	Atom-2	Interatomic distance (Å)	Clash overlap (Å)
31:39:182:ASN:O	31:39:186:ILE:HG12	2.17	0.44
31:39:184:TYR:CE2	31:39:188:ARG:HD3	2.52	0.44
35:69:79:ILE:HG21	35:69:142:VAL:HG12	1.99	0.44
35:69:111:PRO:C	35:69:113:ARG:N	2.71	0.44
35:69:128:LEU:HD13	35:69:128:LEU:HA	1.68	0.44
40:35:41:ARG:N	40:35:41:ARG:HD2	2.31	0.44
42:55:33:ARG:HA	42:55:115:GLU:HA	1.99	0.44
46:95:19:LYS:HE3	46:95:19:LYS:HB3	1.65	0.44
1:13:101:A:N7	63:13:1905:HOH:O	2.50	0.44
1:13:554:C:H2'	1:13:555:C:H6	1.82	0.44
1:13:703:G:H8	1:13:703:G:O5'	2.01	0.44
1:13:742:G:H5'	15:6I:58:MET:HE3	1.98	0.44
1:13:1190:G:OP1	3:2E:5:ILE:N	2.43	0.44
1:13:1405:G:O4'	1:13:1519:A:H4'	2.17	0.44
1:13:1533:C:H1'	1:13:1534:A:P	2.57	0.44
4:3E:90:GLY:O	4:3E:93:PHE:HB3	2.18	0.44
8:7E:104:ARG:HG3	8:7E:138:TRP:CD1	2.52	0.44
11:2I:54:ARG:H	11:2I:54:ARG:HG2	1.56	0.44
26:1H:120:U:P	63:1H:3783:HOH:O	2.73	0.44
26:1H:271(A):C:O2'	26:1H:271(B):G:H5'	2.17	0.44
26:1H:297:C:H5''	49:G8:86:ARG:HG2	1.99	0.44
26:1H:336:C:OP1	49:G8:83:THR:HG23	2.18	0.44
26:1H:455:C:N3	26:1H:473:G:H5'	2.32	0.44
26:1H:2033:A:OP1	63:1H:3933:HOH:O	2.20	0.44
29:11:29:PRO:C	29:11:30:GLU:HG2	2.31	0.44
32:41:109:VAL:HG21	55:M8:14:ILE:HD13	1.98	0.44
33:51:4:ILE:HG21	33:51:6:ARG:HE	1.82	0.44
36:38:25:PHE:CZ	36:38:84:GLU:HA	2.52	0.44
36:38:27:VAL:HG12	36:38:28:ASN:N	2.32	0.44
36:38:138:LEU:HG	34:28:22:GLN:HG2	1.99	0.44
38:58:96:GLU:C	38:58:98:VAL:H	2.20	0.44
43:A8:68:GLN:HG3	43:A8:71:ARG:HH12	1.81	0.44
44:B8:107:ASP:H	44:B8:110:ILE:HG23	1.82	0.44
53:K8:15:LYS:HA	53:K8:67:LYS:HZ1	1.82	0.44
1:1G:1022:G:C5	1:1G:1023:G:C8	3.06	0.44
1:1G:1217:C:H2'	1:1G:1218:C:C6	2.52	0.44
1:1G:1237:C:H5''	1:1G:1238:A:O4'	2.17	0.44
1:1G:1453:G:O2'	1:1G:1454:G:P	2.75	0.44
2:12:47:THR:HG23	2:12:202:PRO:O	2.18	0.44
7:62:143:ARG:HD2	7:62:143:ARG:C	2.37	0.44
10:1A:28:ARG:HH12	10:1A:34:VAL:H	1.64	0.44

Continued on next page...

Continued from previous page...

Atom-1	Atom-2	Interatomic distance (Å)	Clash overlap (Å)
13:4A:81:LEU:HD23	13:4A:89:GLY:HA2	1.99	0.44
26:14:300:A:H2'	26:14:334:C:H1'	1.99	0.44
26:14:459:U:H2'	26:14:460:A:C8	2.53	0.44
26:14:729:G:C8	29:19:208:LYS:HD2	2.52	0.44
26:14:1086:A:H4'	26:14:1103:A:H61	1.83	0.44
26:14:1331:A:HO2'	26:14:1332:G:H8	1.64	0.44
26:14:1418:G:H2'	26:14:1579:A:N6	2.32	0.44
26:14:1599:C:H2'	26:14:1600:C:C6	2.49	0.44
26:14:2012:G:OP1	47:A5:11:ARG:NH2	2.39	0.44
26:14:2308:G:H3'	26:14:2310:A:OP2	2.17	0.44
26:14:2313:C:H2'	26:14:2314:C:C6	2.52	0.44
26:14:2885:C:N3	26:14:2886:G:H1'	2.32	0.44
27:1J:90:C:H6	27:1J:90:C:H5''	1.83	0.44
32:49:135:LEU:HD13	32:49:155:MET:HG3	1.99	0.44
33:59:52:VAL:HG21	33:59:69:ARG:HA	1.99	0.44
35:69:4:ILE:HA	35:69:17:GLN:O	2.18	0.44
43:65:106:ARG:HA	43:65:110:LEU:HD11	1.98	0.44
43:65:109:GLY:O	43:65:110:LEU:HD12	2.17	0.44
44:75:36:GLU:HG2	44:75:37:GLY:N	2.31	0.44
49:C5:31:LEU:HD13	49:C5:36:ALA:HB3	1.98	0.44
50:D5:99:TYR:HB3	50:D5:123:ASP:HB3	1.98	0.44
52:F5:91:LYS:O	52:F5:92:LYS:C	2.54	0.44
1:13:637:G:H2'	1:13:638:G:H8	1.82	0.44
1:13:684:A:C6	1:13:685:G:C6	3.06	0.44
1:13:1236:A:OP1	21:1F:3:LYS:HE3	2.18	0.44
1:13:1365:G:C6	1:13:1366:C:C4	3.05	0.44
1:13:1510:U:H2'	1:13:1511:G:C8	2.52	0.44
2:1E:55:PHE:HD1	2:1E:55:PHE:HA	1.65	0.44
7:6E:85:TYR:CE2	7:6E:154:TYR:HE2	2.35	0.44
10:1I:30:SER:O	10:1I:80:LYS:HB3	2.17	0.44
12:3I:86:ARG:HB2	12:3I:101:VAL:CG2	2.47	0.44
17:8I:100:LYS:CG	17:8I:101:ARG:HE	2.31	0.44
22:1K:33:RSP:H2'	22:1K:33:RSP:S2	2.57	0.44
24:3K:73:C:H3'	24:3K:74:A:H5''	1.98	0.44
26:1H:154:G:H2'	26:1H:155:C:C6	2.52	0.44
26:1H:883:G:H2'	26:1H:884:C:H4'	1.98	0.44
26:1H:1782:C:H3'	63:1H:3745:HOH:O	2.16	0.44
26:1H:2447:G:N2	26:1H:2450:A:OP2	2.51	0.44
26:1H:2680:C:H5'	30:21:189:PRO:HA	1.99	0.44
29:11:108:PRO:HD2	29:11:111:LEU:HG	2.00	0.44
35:61:120:ILE:HD11	35:61:126:TYR:CE2	2.52	0.44

Continued on next page...

Continued from previous page...

Atom-1	Atom-2	Interatomic distance (Å)	Clash overlap (Å)
36:38:85:ASP:OD1	36:38:87:VAL:HG12	2.18	0.44
37:48:21:PRO:HB2	37:48:22:PRO:HD3	1.98	0.44
37:48:58:THR:H	37:48:66:THR:HG21	1.82	0.44
37:48:108:ALA:O	37:48:111:LYS:HG2	2.16	0.44
39:68:98:VAL:HG11	39:68:114:ILE:HG23	2.00	0.44
44:B8:120:ARG:HA	44:B8:123:GLN:HG2	1.99	0.44
48:F8:35:THR:HG23	48:F8:38:GLU:HB3	1.98	0.44
48:F8:36:LYS:HE2	48:F8:54:VAL:O	2.18	0.44
51:I8:75:LEU:HD23	51:I8:75:LEU:HA	1.75	0.44
57:O8:51:GLU:HG2	57:O8:52:VAL:N	2.32	0.44
59:Q8:54:GLU:O	59:Q8:58:ILE:HD13	2.17	0.44
1:1G:10:A:O2'	1:1G:507:C:O2'	2.30	0.44
1:1G:583:A:H2'	1:1G:584:G:O4'	2.18	0.44
1:1G:775:G:C2'	1:1G:776:G:H5'	2.47	0.44
1:1G:926:G:H3'	1:1G:1505:G:H21	1.81	0.44
1:1G:1206:G:P	3:22:190:ARG:NH2	2.90	0.44
1:1G:1260:C:P	1:1G:1284:C:H4'	2.58	0.44
1:1G:1509:C:H2'	1:1G:1510:U:O4'	2.17	0.44
5:42:7:GLU:HG2	5:42:8:GLU:N	2.32	0.44
8:72:54:ASP:N	8:72:54:ASP:OD1	2.50	0.44
9:82:16:ARG:O	9:82:63:ILE:HG23	2.16	0.44
9:82:95:LYS:O	9:82:95:LYS:HG2	2.17	0.44
10:1A:76:ASN:OD1	10:1A:76:ASN:N	2.45	0.44
12:3A:34:ARG:H	12:3A:34:ARG:HG3	1.64	0.44
23:2L:45:A:H5''	23:2L:46:G:OP2	2.17	0.44
24:3L:35:A:HO2'	24:3L:36:C:P	2.40	0.44
26:14:128:C:H2'	26:14:129:C:C6	2.53	0.44
26:14:144:C:H2'	26:14:145:G:H8	1.82	0.44
26:14:185:U:H4'	26:14:218:A:H4'	1.99	0.44
26:14:855:G:H5''	26:14:856:C:OP2	2.16	0.44
26:14:1149:G:H2'	26:14:1150:C:C6	2.52	0.44
26:14:1183:G:O3'	54:H5:29:ARG:NH2	2.50	0.44
26:14:1568:G:OP1	29:19:63:ARG:NH1	2.39	0.44
26:14:2415:G:C2	26:14:2416:C:C2	3.05	0.44
26:14:2719:G:HO2'	26:14:2720:U:H6	1.65	0.44
29:19:166:GLN:HB3	29:19:174:ILE:HG22	2.00	0.44
31:39:107:LYS:HE2	31:39:205:ARG:HD2	1.98	0.44
31:39:129:PHE:HA	31:39:142:TRP:NE1	2.33	0.44
32:49:60:LEU:O	32:49:64:THR:HG23	2.18	0.44
33:59:9:ILE:CG2	33:59:51:ARG:HG3	2.47	0.44
41:45:23:GLY:HA2	41:45:101:ARG:NH1	2.32	0.44

Continued on next page...

Continued from previous page...

Atom-1	Atom-2	Interatomic distance (Å)	Clash overlap (Å)
47:A5:65:LEU:HD12	47:A5:68:ARG:NH1	2.33	0.44
1:13:1059:C:O3'	14:5I:45:ARG:NH2	2.51	0.44
2:1E:131:PRO:HD2	2:1E:134:GLU:HB3	1.99	0.44
3:2E:8:ILE:HD12	3:2E:8:ILE:HA	1.86	0.44
4:3E:126:ILE:HG22	4:3E:127:THR:N	2.33	0.44
8:7E:25:ASP:OD1	8:7E:60:ARG:HG3	2.18	0.44
26:1H:71:A:OP1	26:1H:72:U:H2'	2.18	0.44
26:1H:1012:U:O4	38:58:25:ARG:HA	2.17	0.44
26:1H:1105:U:H2'	26:1H:1106:G:H8	1.82	0.44
26:1H:1316:U:H2'	26:1H:1317:A:H8	1.80	0.44
26:1H:1444:G:C2	26:1H:1548:C:N3	2.86	0.44
26:1H:1486:A:H2'	26:1H:1487:G:C8	2.52	0.44
26:1H:1537:C:H2'	26:1H:1538:G:H4'	1.99	0.44
26:1H:1753:G:N1	26:1H:1756:G:C2	2.86	0.44
26:1H:2125:G:N1	26:1H:2171:A:H5''	2.32	0.44
26:1H:2712:U:OP1	26:1H:2714:G:H4'	2.18	0.44
26:1H:2714:G:P	63:1H:4232:HOH:O	2.75	0.44
32:41:129:GLY:O	32:41:161:THR:HB	2.17	0.44
32:41:165:THR:HG22	32:41:167:GLU:N	2.30	0.44
39:68:64:ARG:O	39:68:82:ASN:HA	2.17	0.44
45:C8:102:GLU:HG3	46:D8:2:PHE:CZ	2.53	0.44
1:1G:272:C:H2'	1:1G:273:A:C8	2.48	0.44
1:1G:626:U:C2	1:1G:627:G:C8	3.06	0.44
1:1G:1008:C:H42	1:1G:1021:G:H1	1.65	0.44
1:1G:1255:G:OP1	10:1A:45:ARG:NH2	2.47	0.44
1:1G:1399:C:H4'	1:1G:1400:C:H5''	1.99	0.44
7:62:26:PHE:O	7:62:30:ILE:HG13	2.17	0.44
7:62:38:LEU:O	7:62:42:ILE:HG13	2.17	0.44
7:62:70:LYS:CG	7:62:96:GLN:HB3	2.48	0.44
11:2A:17:GLY:HA3	11:2A:77:MET:SD	2.58	0.44
12:3A:85:ILE:HD12	12:3A:85:ILE:HA	1.61	0.44
15:6A:70:LEU:HD11	15:6A:77:ARG:HG3	1.99	0.44
20:BA:23:ARG:NH2	20:BA:27:LYS:HD2	2.33	0.44
20:BA:75:ASN:HA	20:BA:78:ALA:HB3	1.99	0.44
26:14:1056:G:H5''	26:14:1057:A:H5'	1.98	0.44
26:14:1204:A:HO2'	26:14:1205:U:P	2.38	0.44
26:14:1372:U:H2'	26:14:1373:A:O4'	2.18	0.44
26:14:2688:U:C5	26:14:2720:U:OP2	2.70	0.44
28:79:35:ALA:HB1	28:79:37:PHE:CD1	2.53	0.44
30:29:57:LYS:HD3	30:29:57:LYS:HA	1.53	0.44
31:39:170:LEU:HD13	31:39:172:TRP:CZ2	2.52	0.44

Continued on next page...

Continued from previous page...

Atom-1	Atom-2	Interatomic distance (Å)	Clash overlap (Å)
32:49:135:LEU:HB2	32:49:155:MET:HG2	1.99	0.44
40:35:47:ASP:OD2	40:35:50:ARG:NH1	2.51	0.44
41:45:10:ARG:HA	41:45:10:ARG:NH1	2.21	0.44
41:45:33:GLY:N	41:45:132:VAL:O	2.40	0.44
42:55:33:ARG:HD3	42:55:113:LEU:HD11	1.98	0.44
50:D5:28:MET:HG2	50:D5:37:VAL:HG11	1.99	0.44
50:D5:98:MET:CE	50:D5:100:VAL:HG22	2.47	0.44
50:D5:119:GLU:H	50:D5:119:GLU:HG3	1.50	0.44
1:13:353:A:H5'	1:13:353:A:C8	2.45	0.44
1:13:616:G:C2	1:13:617:G:N7	2.86	0.44
1:13:820:U:H4'	1:13:821:G:OP2	2.16	0.44
1:13:1229:A:C2	1:13:1230:C:C4	3.06	0.44
8:7E:45:ILE:HG22	8:7E:63:LEU:HA	2.00	0.44
10:1I:48:THR:O	14:5I:34:TYR:OH	2.36	0.44
22:1K:56:PSU:H6	22:1K:56:PSU:O5'	2.01	0.44
24:3K:72:G:H1'	26:1H:1851:U:O2'	2.16	0.44
26:1H:155:C:H5'	26:1H:161:U:OP2	2.17	0.44
26:1H:533:G:H5'	45:C8:24:TYR:CD1	2.53	0.44
26:1H:1006:C:C2	26:1H:1138:G:N2	2.86	0.44
26:1H:1068:G:H4'	26:1H:1096:A:C2	2.53	0.44
26:1H:1657:C:OP2	30:2I:136:ARG:HG3	2.18	0.44
26:1H:1728:G:H3'	26:1H:1729:A:C5'	2.46	0.44
26:1H:1790:C:H2'	26:1H:1791:A:C5	2.53	0.44
26:1H:1814:G:OP1	29:1I:40:THR:HG21	2.18	0.44
26:1H:2314:C:H2'	26:1H:2315:G:C8	2.52	0.44
26:1H:2592:G:C6	26:1H:2593:U:N3	2.85	0.44
37:48:71:THR:C	37:48:73:PRO:HD3	2.37	0.44
41:88:66:ILE:HD12	41:88:67:ARG:H	1.83	0.44
44:B8:9:LEU:O	44:B8:11:GLU:N	2.51	0.44
1:1G:12:U:H4'	1:1G:526:C:O2'	2.18	0.44
1:1G:1515:C:H2'	1:1G:1516:G:C8	2.53	0.44
2:12:213:LEU:HD23	2:12:214:ILE:HD13	1.98	0.44
3:22:120:VAL:HG21	3:22:137:ALA:HB2	1.98	0.44
4:32:57:ARG:HH21	4:32:205:GLU:HG2	1.82	0.44
4:32:168:ARG:HH11	4:32:169:LYS:N	1.98	0.44
5:42:121:LYS:HA	5:42:121:LYS:HZ2	1.82	0.44
5:42:137:GLU:OE1	5:42:141:GLN:NE2	2.50	0.44
10:1A:78:ASN:C	10:1A:80:LYS:N	2.71	0.44
23:2L:20:G:C4	23:2L:58:A:C2	3.06	0.44
26:14:28:A:C2	26:14:513:A:C8	3.04	0.44
26:14:275:G:N2	26:14:276:A:C8	2.84	0.44

Continued on next page...

Continued from previous page...

Atom-1	Atom-2	Interatomic distance (Å)	Clash overlap (Å)
26:14:861:A:C2	26:14:917:A:C4	3.06	0.44
26:14:1312:U:H4'	26:14:1313:U:O5'	2.18	0.44
26:14:1568:G:P	29:19:63:ARG:HH12	2.39	0.44
26:14:2273:A:H2'	26:14:2274:A:H8	1.79	0.44
26:14:2331:G:O2'	51:E5:43:THR:HG22	2.18	0.44
26:14:2400:G:H3'	26:14:2401:U:C6	2.52	0.44
26:14:2469:A:H3'	26:14:2470:G:C8	2.50	0.44
26:14:2766:G:H5''	26:14:2767:C:OP2	2.17	0.44
27:1J:12:C:H6	27:1J:12:C:OP2	2.00	0.44
29:19:43:ARG:CG	29:19:43:ARG:NH2	2.75	0.44
30:29:51:PHE:CD2	30:29:52:LEU:HB2	2.53	0.44
31:39:38:ARG:HH21	31:39:99:TYR:HE2	1.65	0.44
33:59:119:GLU:O	33:59:121:ILE:HG12	2.17	0.44
38:15:4:TYR:CD2	45:85:100:VAL:HG11	2.53	0.44
41:45:21:THR:HG21	41:45:101:ARG:HD2	1.98	0.44
43:65:89:ARG:O	43:65:92:TYR:N	2.50	0.44
45:85:92:ARG:NH1	46:95:11:GLN:H	2.14	0.44
52:F5:88:LYS:HB3	52:F5:88:LYS:HE2	1.61	0.44
1:13:191(F):U:H2'	1:13:191:G:H8	1.82	0.44
1:13:232:G:H2'	1:13:233:C:H6	1.83	0.44
1:13:437:U:C5'	4:3E:155:LEU:HD21	2.48	0.44
1:13:1135:U:H2'	1:13:1137:C:N3	2.33	0.44
3:2E:133:ALA:O	3:2E:136:GLN:HG3	2.18	0.44
3:2E:188:LEU:HD22	3:2E:188:LEU:HA	1.82	0.44
4:3E:64:LEU:O	4:3E:67:ILE:HB	2.18	0.44
6:5E:26:ILE:O	6:5E:30:LEU:HD12	2.16	0.44
8:7E:95:VAL:HG12	8:7E:96:GLY:O	2.17	0.44
9:8E:42:ARG:HE	9:8E:42:ARG:HB2	1.56	0.44
13:4I:39:ILE:HD12	13:4I:56:LEU:HG	2.00	0.44
24:3K:45:C:C2'	24:3K:46:G:H5'	2.48	0.44
26:1H:758:C:O2	26:1H:1981:A:H2	2.01	0.44
26:1H:1095:A:H2'	26:1H:1095:A:N3	2.33	0.44
26:1H:2016:U:H1'	56:N8:6:VAL:HG13	1.98	0.44
26:1H:2751:G:C8	26:1H:2751:G:P	3.11	0.44
31:31:136:THR:HA	31:31:166:ALA:O	2.18	0.44
32:41:51:ARG:CZ	32:41:51:ARG:HB2	2.48	0.44
33:51:157:TYR:O	33:51:158:HIS:CG	2.70	0.44
36:38:27:VAL:HG13	36:38:109:SER:C	2.38	0.44
36:38:65:GLU:HB3	36:38:66:LEU:HD12	1.99	0.44
37:48:52:ILE:HD12	37:48:53:VAL:H	1.82	0.44
37:48:122:ALA:O	37:48:125:ARG:N	2.51	0.44

Continued on next page...

Continued from previous page...

Atom-1	Atom-2	Interatomic distance (Å)	Clash overlap (Å)
38:58:35:ARG:O	38:58:42:TRP:HZ3	2.00	0.44
42:98:67:LEU:CD2	42:98:76:VAL:HG21	2.45	0.44
49:G8:87:LYS:NZ	49:G8:89:PHE:HA	2.33	0.44
53:K8:42:GLY:C	53:K8:44:LEU:H	2.21	0.44
53:K8:47:ASN:HB2	53:K8:48:HIS:H	1.55	0.44
57:O8:43:CYS:HB2	57:O8:44:ARG:NH1	2.33	0.44
1:1G:27:G:H8	1:1G:27:G:O5'	2.01	0.44
2:12:5:ILE:HG13	2:12:221:LEU:HD22	1.99	0.44
2:12:74:LYS:HE2	2:12:76:GLN:HG3	2.00	0.44
4:32:61:LYS:HE2	4:32:206:PHE:HE2	1.83	0.44
6:52:53:ALA:HB3	6:52:86:ARG:HD3	2.00	0.44
7:62:93:PRO:CD	7:62:94:ARG:HH21	2.17	0.44
20:BA:35:THR:O	20:BA:38:LYS:HB3	2.17	0.44
22:1L:1:G:HO2'	22:1L:2:C:P	2.40	0.44
26:14:254:G:N7	59:M5:5:LYS:HE2	2.32	0.44
26:14:270(F):U:H3	26:14:270(T):G:H1	1.66	0.44
26:14:581:C:H2'	26:14:582:G:C8	2.53	0.44
26:14:783:A:P	63:19:302:HOH:O	2.76	0.44
26:14:1535:U:C4	26:14:1536:A:C6	3.05	0.44
26:14:1757:U:C2	26:14:1762:A:H2	2.36	0.44
26:14:2109:U:H3	26:14:2180:U:H3	1.66	0.44
26:14:2552:U:C2	26:14:2554:U:H5'	2.53	0.44
26:14:2852:G:H2'	26:14:2853:C:C6	2.52	0.44
30:29:34:VAL:HG12	30:29:64:LYS:HE3	1.99	0.44
31:39:46:ARG:C	31:39:48:THR:H	2.20	0.44
39:25:68:GLU:H	39:25:68:GLU:CD	2.21	0.44
40:35:97:PRO:HD3	40:35:126:VAL:HB	1.99	0.44
41:45:19:GLY:O	41:45:99:PRO:HD2	2.17	0.44
45:85:28:ARG:NH1	45:85:38:THR:OG1	2.48	0.44
50:D5:104:PHE:HE2	50:D5:119:GLU:HA	1.83	0.44
51:E5:50:ASN:C	51:E5:62:LEU:HD12	2.38	0.44
1:13:93:U:H2'	1:13:95:G:H5''	2.00	0.44
1:13:292:G:N7	1:13:293:G:H1'	2.33	0.44
1:13:357:G:O2'	35:69:89:TYR:O	2.33	0.44
1:13:390:C:H2'	1:13:391:G:C8	2.52	0.44
1:13:401:C:H2'	1:13:402:G:C8	2.53	0.44
1:13:552:U:O4	1:13:553:A:N6	2.50	0.44
1:13:794:A:C6	1:13:795:C:C4	3.05	0.44
1:13:871:U:OP1	63:13:1963:HOH:O	2.20	0.44
1:13:980:C:H5''	1:13:981:U:OP2	2.17	0.44
1:13:1216:G:OP2	14:5I:1:MET:HA	2.18	0.44

Continued on next page...

Continued from previous page...

Atom-1	Atom-2	Interatomic distance (Å)	Clash overlap (Å)
2:1E:5:ILE:HG13	2:1E:6:THR:N	2.32	0.44
2:1E:28:PHE:HD2	2:1E:190:THR:HG23	1.82	0.44
2:1E:149:LEU:HD22	2:1E:152:PHE:HD2	1.83	0.44
4:3E:98:GLU:O	4:3E:103:ASN:ND2	2.51	0.44
11:2I:59:TYR:O	11:2I:63:LEU:HD12	2.18	0.44
14:5I:6:LEU:CD1	14:5I:23:ARG:HH22	2.31	0.44
26:1H:141:A:H8	26:1H:1408:C:H1'	1.82	0.44
26:1H:1070:A:N7	26:1H:1096:A:H2'	2.33	0.44
26:1H:1171:G:C5	26:1H:1174:A:N6	2.85	0.44
26:1H:1906:G:H8	26:1H:1929:G:H2'	1.83	0.44
26:1H:2168:G:O2'	26:1H:2169:A:N3	2.49	0.44
26:1H:2602:A:OP2	26:1H:2603:G:H5''	2.17	0.44
33:51:129:THR:O	33:51:129:THR:OG1	2.32	0.44
37:48:123:ALA:O	37:48:127:ILE:HG12	2.18	0.44
48:F8:11:PRO:HD3	53:K8:37:PHE:CD2	2.52	0.44
48:F8:18:TYR:O	48:F8:20:GLY:N	2.51	0.44
50:H8:48:PHE:HE1	50:H8:71:VAL:HG11	1.83	0.44
58:P8:5:TRP:HA	58:P8:5:TRP:CE3	2.51	0.44
1:1G:81:G:O2'	1:1G:82:U:O5'	2.32	0.44
1:1G:690:G:C6	1:1G:691:G:C6	3.05	0.44
1:1G:1243:C:OP1	21:1B:10:ARG:NE	2.50	0.44
1:1G:1298:C:H4'	1:1G:1299:A:C5	2.52	0.44
2:12:7:VAL:HG13	2:12:8:LYS:HD3	2.00	0.44
2:12:17:PHE:HE2	2:12:44:LEU:HB3	1.80	0.44
2:12:91:PRO:HD3	2:12:155:LEU:HD23	1.98	0.44
3:22:11:ARG:HB2	3:22:11:ARG:HH11	1.83	0.44
5:42:39:GLY:H	5:42:71:LEU:HD12	1.83	0.44
20:BA:45:GLN:HA	20:BA:91:LEU:HD22	1.99	0.44
26:14:667:U:O2	59:M5:2:PRO:HD2	2.18	0.44
26:14:1042:G:H2'	26:14:1043:C:O4'	2.16	0.44
26:14:1392:A:N6	26:14:1393:A:N6	2.65	0.44
26:14:1754:C:P	44:75:96:ARG:HH12	2.41	0.44
26:14:2392:A:H2	26:14:2424:C:N4	2.15	0.44
26:14:2726:U:O2'	26:14:2727:G:H8	2.00	0.44
26:14:2865:U:C4	26:14:2866:U:C4	3.06	0.44
27:1J:9:G:P	43:65:25:ARG:HH22	2.40	0.44
27:1J:90:C:OP2	41:45:16:ARG:NH2	2.51	0.44
29:19:147:LEU:HD23	29:19:155:LEU:HD21	1.99	0.44
33:59:4:ILE:HB	33:59:6:ARG:CZ	2.48	0.44
35:69:140:LEU:HD12	35:69:141:LYS:N	2.28	0.44
43:65:61:ASN:O	43:65:65:VAL:HG23	2.17	0.44

Continued on next page...

Continued from previous page...

Atom-1	Atom-2	Interatomic distance (Å)	Clash overlap (Å)
1:13:91:C:N4	1:13:92:G:O6	2.51	0.44
1:13:735:C:H2'	1:13:736:C:C6	2.46	0.44
1:13:1051:C:H2'	1:13:1052:U:H6	1.83	0.44
1:13:1144:G:H21	1:13:1146:A:N6	2.15	0.44
1:13:1402:C:H2'	1:13:1403:C:O4'	2.18	0.44
2:1E:36:ARG:O	2:1E:41:ILE:HD11	2.18	0.44
2:1E:74:LYS:HD2	2:1E:74:LYS:HA	1.74	0.44
7:6E:79:ARG:CZ	7:6E:84:ASN:HD22	2.30	0.44
16:7I:80:PHE:N	16:7I:80:PHE:CD1	2.84	0.44
19:AI:15:LEU:HA	19:AI:18:LYS:CG	2.45	0.44
19:AI:18:LYS:HG3	19:AI:31:ILE:HD12	1.99	0.44
23:2K:70:C:H2'	23:2K:71:G:O4'	2.17	0.44
26:1H:164:U:H5'	26:1H:165:U:OP2	2.18	0.44
26:1H:309:G:N3	26:1H:329:G:O2'	2.49	0.44
26:1H:526:A:N6	26:1H:2626:C:H4'	2.32	0.44
26:1H:775:G:C4	26:1H:794:G:C8	3.06	0.44
26:1H:880:G:C6	26:1H:881:G:N7	2.86	0.44
26:1H:1359:A:N1	26:1H:1372:U:O4	2.51	0.44
26:1H:1432:C:H2'	26:1H:1433:U:O4'	2.18	0.44
26:1H:1589:C:H2'	26:1H:1590:U:C6	2.53	0.44
27:16:20:C:H2'	27:16:21:G:O4'	2.18	0.44
28:71:7:TYR:CE1	28:71:220:PRO:HB3	2.53	0.44
29:11:92:ILE:HD12	29:11:104:TYR:CE1	2.53	0.44
29:11:223:GLY:HA2	29:11:231:HIS:CD2	2.52	0.44
31:31:129:PHE:C	31:31:131:GLY:H	2.21	0.44
36:38:25:PHE:CE1	36:38:84:GLU:HA	2.53	0.44
49:G8:83:THR:HG22	49:G8:84:ARG:HG2	1.99	0.44
51:I8:23:VAL:HB	51:I8:26:TYR:HE1	1.83	0.44
51:I8:42:GLY:O	51:I8:57:PHE:CD2	2.71	0.44
1:1G:4:U:C5	8:72:102:ARG:HG3	2.52	0.44
1:1G:199:G:H2'	1:1G:200:G:H8	1.83	0.44
1:1G:298:A:H5''	1:1G:299:G:OP2	2.17	0.44
1:1G:430:A:H2'	1:1G:431:A:H8	1.83	0.44
1:1G:1105:A:H2'	1:1G:1106:G:C8	2.49	0.44
3:22:20:SER:HB2	3:22:40:ARG:NH2	2.28	0.44
3:22:59:ARG:HB3	3:22:64:VAL:HA	1.99	0.44
3:22:111:LEU:HG	3:22:141:VAL:HG13	1.99	0.44
7:62:42:ILE:HG23	7:62:117:ALA:HB2	2.00	0.44
8:72:136:GLU:HG3	8:72:136:GLU:O	2.18	0.44
17:8A:45:HIS:ND1	17:8A:65:ILE:HG21	2.33	0.44
19:AA:7:LYS:HA	19:AA:8:GLY:O	2.18	0.44

Continued on next page...

Continued from previous page...

Atom-1	Atom-2	Interatomic distance (Å)	Clash overlap (Å)
26:14:243:U:OP1	59:M5:6:THR:OG1	2.26	0.44
26:14:602:G:OP2	26:14:602:G:H8	2.01	0.44
26:14:1116:C:H2'	26:14:1117:G:H8	1.82	0.44
26:14:2303:G:C2'	26:14:2304:G:H5'	2.47	0.44
26:14:2342:C:O2'	26:14:2374:C:H5''	2.18	0.44
29:19:30:GLU:HG3	29:19:63:ARG:NH2	2.33	0.44
32:49:40:ASN:HB2	32:49:91:ARG:HG3	2.00	0.44
32:49:176:LEU:HA	32:49:176:LEU:HD23	1.76	0.44
35:69:93:THR:CG2	35:69:119:PRO:HG3	2.48	0.44
40:35:6:LEU:HD13	40:35:6:LEU:HA	1.86	0.44
42:55:1:MET:HE2	42:55:1:MET:HB3	1.91	0.44
45:85:47:TYR:HA	45:85:50:ARG:NH2	2.33	0.44
48:B5:14:SER:O	48:B5:17:ALA:N	2.51	0.44
48:B5:18:TYR:C	48:B5:20:GLY:N	2.70	0.44
48:B5:32:PRO:HA	48:B5:77:LYS:HB2	1.99	0.44
50:D5:15:PRO:HB2	50:D5:19:ARG:NH2	2.32	0.44
56:J5:45:VAL:HG22	56:J5:51:TYR:HD2	1.82	0.44
1:13:128:G:HO2'	17:8I:3:LYS:HZ3	1.59	0.43
1:13:269:C:H2'	1:13:270:A:H8	1.82	0.43
1:13:721:G:C6	1:13:733:A:C2	3.06	0.43
1:13:760:G:H2'	1:13:761:G:H5'	2.00	0.43
1:13:1153:C:H2'	1:13:1154:G:O4'	2.17	0.43
1:13:1347:G:N2	1:13:1374:A:OP2	2.46	0.43
2:1E:23:ARG:HB3	2:1E:23:ARG:NH1	2.33	0.43
7:6E:92:SER:HB2	7:6E:95:ARG:HB3	2.00	0.43
23:2K:33:OMC:HM23	23:2K:33:OMC:H1'	1.76	0.43
26:1H:31:C:P	63:1H:3973:HOH:O	2.76	0.43
26:1H:958:U:OP2	41:88:14:ARG:NH1	2.51	0.43
26:1H:1071:G:H22	26:1H:1091:G:H8	1.64	0.43
26:1H:1073:A:OP2	26:1H:1094:U:N3	2.43	0.43
26:1H:1145:C:H2'	26:1H:1146:C:H6	1.83	0.43
26:1H:1321:A:H2'	26:1H:1322:A:O4'	2.17	0.43
26:1H:1748:G:H2'	26:1H:1749:A:C8	2.53	0.43
26:1H:2126:A:H4'	26:1H:2127:G:OP1	2.17	0.43
26:1H:2684:U:C4	26:1H:2685:G:N7	2.86	0.43
27:16:24:G:C2	27:16:56:G:C2	3.06	0.43
30:21:173:VAL:N	30:21:183:LEU:O	2.51	0.43
31:31:78:ILE:HA	31:31:83:PHE:CD2	2.53	0.43
36:38:4:LYS:HZ2	36:38:7:VAL:HG12	1.81	0.43
36:38:142:LEU:HD12	36:38:143:GLN:HG3	1.99	0.43
37:48:54:PRO:HD2	37:48:72:PRO:CA	2.48	0.43

Continued on next page...

Continued from previous page...

Atom-1	Atom-2	Interatomic distance (Å)	Clash overlap (Å)
37:48:110:GLN:O	37:48:113:PRO:HD2	2.18	0.43
44:B8:42:ILE:HG21	44:B8:84:GLN:NE2	2.33	0.43
1:1G:630:G:C4	1:1G:631:G:N7	2.86	0.43
1:1G:1205:U:O3'	3:22:190:ARG:NH2	2.51	0.43
1:1G:1243:C:O5'	1:1G:1243:C:H6	2.00	0.43
3:22:89:GLU:C	3:22:91:LEU:H	2.21	0.43
4:32:31:CYS:HB2	4:32:33:MET:O	2.18	0.43
7:62:65:ALA:HB1	7:62:127:ALA:HB3	2.01	0.43
10:1A:4:ILE:HG23	10:1A:100:THR:HG23	1.99	0.43
12:3A:27:LEU:C	12:3A:29:GLY:N	2.72	0.43
15:6A:43:LEU:HA	15:6A:43:LEU:HD23	1.74	0.43
26:14:91:A:C4	26:14:92:G:C8	3.06	0.43
26:14:705:A:H1'	29:19:9:TYR:CE2	2.53	0.43
26:14:862:G:OP2	63:14:3882:HOH:O	2.19	0.43
26:14:1105:U:H2'	26:14:1106:G:C8	2.53	0.43
26:14:2130:U:O2'	26:14:2134:A:H1'	2.18	0.43
26:14:2162:G:H3'	26:14:2164:C:C5	2.53	0.43
26:14:2485:G:H5''	41:45:46:GLN:NE2	2.32	0.43
28:79:190:ARG:HB3	28:79:194:ARG:NH1	2.33	0.43
30:29:116:VAL:HG21	30:29:122:PHE:CE2	2.53	0.43
31:39:148:LEU:HA	31:39:148:LEU:HD23	1.65	0.43
35:69:52:ARG:HA	35:69:55:ALA:HB3	2.00	0.43
42:55:97:VAL:HB	42:55:114:VAL:HG22	2.00	0.43
49:C5:82:PRO:CB	49:C5:100:ALA:H	2.30	0.43
1:13:22:G:H2'	1:13:23:C:H6	1.80	0.43
1:13:348:G:C2	1:13:349:A:C8	3.05	0.43
1:13:444:C:H2'	1:13:445:G:H8	1.83	0.43
1:13:956:U:H2'	1:13:957:U:O4'	2.18	0.43
2:1E:164:VAL:HG23	2:1E:186:ALA:HB2	2.00	0.43
4:3E:19:LEU:HB3	4:3E:21:LEU:CD2	2.47	0.43
5:4E:34:VAL:O	5:4E:42:GLY:N	2.51	0.43
13:4I:27:LYS:O	13:4I:31:LYS:HD3	2.18	0.43
22:1K:75:C:H2'	22:1K:76:C:C5'	2.48	0.43
23:2K:2:G:H5''	23:2K:3:C:OP2	2.18	0.43
23:2K:21:U:O2	23:2K:21:U:H2'	2.17	0.43
24:3K:8:U:C4	24:3K:14:A:N7	2.86	0.43
26:1H:565:C:H4'	26:1H:1253:A:N6	2.32	0.43
26:1H:604:G:OP2	40:78:90:ARG:NH2	2.50	0.43
26:1H:669:G:C2	26:1H:801:G:C6	3.06	0.43
26:1H:764:A:O4'	29:11:213:ARG:HG3	2.18	0.43
26:1H:928:G:C8	63:1H:4051:HOH:O	2.70	0.43

Continued on next page...

Continued from previous page...

Atom-1	Atom-2	Interatomic distance (Å)	Clash overlap (Å)
26:1H:1918:A:O2'	26:1H:1920:C:N4	2.51	0.43
26:1H:2239:G:P	63:1H:3940:HOH:O	2.76	0.43
26:1H:2400:G:H1	26:1H:2416:C:H42	1.66	0.43
27:16:3:C:H2'	27:16:4:C:H6	1.83	0.43
27:16:7:G:O5'	43:A8:29:PHE:CE2	2.70	0.43
28:71:6:ARG:O	28:71:10:LEU:HD13	2.19	0.43
36:38:56:ASN:HA	36:38:60:ARG:CG	2.48	0.43
37:48:112:MET:HE2	37:48:118:THR:HA	2.00	0.43
46:D8:36:PRO:HA	46:D8:37:VAL:HA	1.64	0.43
50:H8:81:ARG:HE	50:H8:81:ARG:HB2	1.34	0.43
55:M8:23:GLU:CD	55:M8:24:THR:N	2.71	0.43
1:1G:948:C:OP2	13:4A:106:ASN:HB2	2.18	0.43
1:1G:1123:A:H4'	10:1A:36:GLY:CA	2.38	0.43
2:12:107:THR:O	2:12:110:GLN:HB2	2.18	0.43
4:32:31:CYS:C	4:32:33:MET:H	2.22	0.43
7:62:70:LYS:O	7:62:138:LYS:HD3	2.17	0.43
9:82:95:LYS:HZ3	9:82:96:LEU:N	2.16	0.43
12:3A:60:LEU:HB2	12:3A:64:TYR:HB3	1.98	0.43
13:4A:78:ILE:O	13:4A:79:LYS:HD3	2.18	0.43
13:4A:84:ILE:HG21	19:AA:74:PHE:CD1	2.53	0.43
20:BA:10:LEU:O	20:BA:12:ALA:N	2.50	0.43
21:1B:10:ARG:HA	21:1B:13:ILE:HD12	1.98	0.43
26:14:403:U:H3'	63:14:3783:HOH:O	2.17	0.43
26:14:528:A:C2	26:14:2043:C:H4'	2.53	0.43
26:14:1110:G:O3'	33:59:3:ARG:NH1	2.50	0.43
26:14:1525:G:H2'	26:14:1526:G:C8	2.52	0.43
26:14:1729:A:H1'	26:14:1730:U:C6	2.53	0.43
26:14:2056:G:C2	26:14:2057:A:C8	3.06	0.43
26:14:2629:A:H4'	26:14:2630:G:H5'	2.00	0.43
26:14:2637:U:C4	26:14:2638:G:C6	3.06	0.43
26:14:2652:C:H2'	26:14:2653:U:O4'	2.18	0.43
26:14:2659:G:N2	26:14:2662:A:OP2	2.51	0.43
29:19:39:LYS:HG2	29:19:40:THR:H	1.83	0.43
30:29:5:LEU:HD21	30:29:49:LEU:HB2	1.99	0.43
31:39:120:GLU:HG3	31:39:122:LYS:HG2	2.00	0.43
31:39:122:LYS:HB3	31:39:191:ARG:HB2	2.00	0.43
31:39:126:VAL:HG11	31:39:142:TRP:HH2	1.83	0.43
33:59:74:ASN:HA	33:59:77:LYS:CB	2.48	0.43
41:45:29:PHE:HB3	41:45:30:GLY:H	1.63	0.43
47:A5:4:LYS:NZ	47:A5:6:ILE:HD11	2.33	0.43
52:F5:71:TYR:O	52:F5:74:VAL:HG12	2.18	0.43

Continued on next page...

Continued from previous page...

Atom-1	Atom-2	Interatomic distance (Å)	Clash overlap (Å)
59:M5:8:LYS:HB3	59:M5:12:LYS:HE3	1.99	0.43
1:13:191(C):G:H2'	1:13:191(D):U:O4'	2.18	0.43
1:13:329:A:C5	1:13:332:G:C6	3.07	0.43
1:13:948:C:N4	63:13:2064:HOH:O	2.51	0.43
1:13:958:A:C6	1:13:959:A:C6	3.07	0.43
1:13:1206:G:C6	1:13:1207:G:C5	3.07	0.43
5:4E:110:LEU:HD13	5:4E:118:ILE:HG21	2.00	0.43
13:4I:14:ARG:HG2	13:4I:15:VAL:H	1.83	0.43
18:9I:22:VAL:CG1	18:9I:42:ARG:HH12	2.23	0.43
26:1H:125:G:H5'	26:1H:125:G:H8	1.82	0.43
26:1H:540:G:H2'	26:1H:541:C:H6	1.82	0.43
26:1H:989:G:OP1	26:1H:1157:G:O2'	2.29	0.43
26:1H:1153:C:C4	26:1H:1154:G:C5	3.06	0.43
26:1H:1174:A:C1'	26:1H:1178:C:H41	2.29	0.43
26:1H:1364:G:C8	52:J8:2:SER:N	2.86	0.43
26:1H:1526:G:H2'	26:1H:1527:G:O4'	2.18	0.43
26:1H:1710:C:N4	26:1H:1748:G:H1	2.16	0.43
26:1H:1799:G:H5'	26:1H:1819:A:H61	1.83	0.43
26:1H:1830:C:H42	26:1H:1975:G:H1	1.66	0.43
26:1H:1922:G:O2'	26:1H:1923:U:H5'	2.17	0.43
26:1H:2341:G:H2'	26:1H:2342:C:C6	2.54	0.43
26:1H:2525:G:H1	26:1H:2538:C:H42	1.67	0.43
26:1H:2634:G:H8	26:1H:2634:G:H5''	1.83	0.43
28:7I:7:TYR:HA	28:7I:10:LEU:HB2	2.00	0.43
29:11:70:TRP:CH2	29:11:150:LYS:HA	2.54	0.43
29:11:146:GLU:HB2	29:11:189:CYS:HB3	2.00	0.43
30:21:51:PHE:CD2	30:21:52:LEU:HB2	2.53	0.43
32:4I:6:ALA:HB3	32:4I:104:GLU:OE2	2.18	0.43
35:6I:75:LEU:HD21	35:6I:105:HIS:CG	2.53	0.43
37:48:95:LYS:HD2	37:48:98:ARG:HG3	2.01	0.43
34:28:28:LYS:HZ2	34:28:29:GLU:HG3	1.83	0.43
40:78:61:ARG:CB	40:78:61:ARG:HH11	2.32	0.43
43:A8:101:LEU:HD12	43:A8:101:LEU:O	2.17	0.43
1:1G:619:U:N3	4:32:134:ASP:OD1	2.47	0.43
1:1G:718:G:O6	18:9A:74:ARG:NH1	2.51	0.43
1:1G:1027:C:H1'	1:1G:1035:A:H61	1.83	0.43
1:1G:1077:G:N1	1:1G:1081:G:C6	2.86	0.43
1:1G:1188:A:H2'	1:1G:1189:C:O4'	2.17	0.43
1:1G:1245:A:H2'	1:1G:1246:C:C6	2.52	0.43
1:1G:1368:G:H5''	9:82:112:LYS:HB3	1.99	0.43
7:62:113:GLU:OE1	7:62:122:HIS:ND1	2.51	0.43

Continued on next page...

Continued from previous page...

Atom-1	Atom-2	Interatomic distance (Å)	Clash overlap (Å)
13:4A:68:GLY:HA2	13:4A:71:ARG:NE	2.32	0.43
17:8A:45:HIS:CD2	17:8A:47:PRO:HD3	2.53	0.43
19:AA:61:TYR:HE2	19:AA:63:THR:HG23	1.81	0.43
20:BA:49:ALA:HB2	20:BA:92:LEU:HD22	2.00	0.43
23:2L:41:C:O2'	23:2L:42:C:H5'	2.17	0.43
26:14:297:C:N4	26:14:298:G:C6	2.86	0.43
26:14:968:G:H2'	26:14:969:U:C6	2.53	0.43
26:14:1021:A:C2	26:14:1023:U:C2	3.06	0.43
26:14:1187:G:H5''	46:95:81:TYR:HE1	1.79	0.43
26:14:1341:U:OP1	26:14:1397:U:N3	2.50	0.43
26:14:1388:G:H4'	26:14:1525:G:O2'	2.18	0.43
26:14:1582:C:O2'	26:14:1586:A:H8	2.00	0.43
26:14:2295:C:OP1	43:65:10:ARG:NH1	2.48	0.43
26:14:2295:C:N4	43:65:13:ARG:HH22	2.16	0.43
26:14:2815:C:H5'	56:J5:29:THR:HG21	2.00	0.43
32:49:28:VAL:O	32:49:31:VAL:HB	2.19	0.43
33:59:26:VAL:HG13	33:59:27:LYS:N	2.34	0.43
35:69:48:GLU:HG3	35:69:49:ALA:N	2.34	0.43
45:85:72:HIS:ND1	45:85:72:HIS:N	2.67	0.43
50:D5:191:VAL:O	50:D5:194:PRO:HD2	2.18	0.43
1:13:177:C:P	20:BI:65:LYS:HZ3	2.38	0.43
1:13:373:A:N3	1:13:374:A:C8	2.86	0.43
1:13:1053:G:O5'	1:13:1054:C:H3'	2.18	0.43
1:13:1176:A:N6	1:13:1177:G:C6	2.86	0.43
1:13:1434:A:H2'	1:13:1435:G:O4'	2.18	0.43
1:13:1469:G:H2'	1:13:1470:G:H8	1.82	0.43
2:1E:163:PHE:HA	2:1E:185:ILE:O	2.17	0.43
2:1E:223:ILE:H	2:1E:223:ILE:HG12	1.44	0.43
5:4E:80:ILE:HG23	5:4E:91:LEU:HD23	2.00	0.43
6:5E:35:ALA:HA	6:5E:67:MET:HB3	2.00	0.43
12:3I:66:VAL:HG22	12:3I:67:THR:H	1.84	0.43
13:4I:66:LEU:HD23	13:4I:66:LEU:HA	1.56	0.43
24:3K:18:G:H4'	24:3K:19:G:OP1	2.17	0.43
26:1H:302:C:H2'	26:1H:303:U:C6	2.54	0.43
26:1H:900:A:N3	26:1H:900:A:H2'	2.32	0.43
26:1H:984:A:OP1	63:1H:3976:HOH:O	2.21	0.43
26:1H:1093:G:H5''	26:1H:1094:U:OP2	2.19	0.43
26:1H:1207:C:H2'	26:1H:1208:C:H6	1.83	0.43
26:1H:1253:A:N6	63:1H:4035:HOH:O	2.28	0.43
26:1H:1429:G:H2'	26:1H:1430:C:H6	1.80	0.43
26:1H:2006:C:O5'	26:1H:2006:C:H6	2.02	0.43

Continued on next page...

Continued from previous page...

Atom-1	Atom-2	Interatomic distance (Å)	Clash overlap (Å)
26:1H:2212:A:H1'	26:1H:2215:G:C4	2.53	0.43
26:1H:2309:A:C6	26:1H:2310:A:N7	2.86	0.43
27:16:91:C:H5''	50:H8:79:ARG:NH2	2.33	0.43
35:61:81:VAL:HG23	35:61:143:SER:O	2.19	0.43
39:68:29:ASN:OD1	39:68:29:ASN:N	2.51	0.43
40:78:90:ARG:HG2	40:78:91:PHE:HD1	1.82	0.43
41:88:38:GLU:CD	41:88:128:LYS:HD2	2.38	0.43
48:F8:34:ALA:HA	48:F8:38:GLU:OE1	2.18	0.43
48:F8:70:LEU:HD13	48:F8:70:LEU:HA	1.87	0.43
56:N8:40:LYS:HZ3	56:N8:47:PRO:HB2	1.83	0.43
1:1G:12:U:O2'	1:1G:526:C:H4'	2.18	0.43
1:1G:198:G:H2'	1:1G:199:G:C8	2.53	0.43
1:1G:236:G:H2'	1:1G:237:C:O4'	2.18	0.43
1:1G:259:G:H2'	1:1G:260:G:O4'	2.19	0.43
2:12:36:ARG:H	2:12:41:ILE:HD13	1.84	0.43
5:42:47:LYS:HE2	5:42:47:LYS:HB2	1.65	0.43
8:72:21:LYS:O	8:72:63:LEU:HD23	2.18	0.43
8:72:44:PHE:CD1	8:72:80:ILE:HG13	2.52	0.43
8:72:72:PRO:O	8:72:73:ASP:HB3	2.18	0.43
12:3A:6:THR:H	12:3A:6:THR:HG23	1.53	0.43
12:3A:69:TYR:CG	12:3A:90:VAL:HG21	2.53	0.43
13:4A:92:HIS:HE2	13:4A:98:VAL:HG21	1.84	0.43
20:BA:24:LEU:HD13	20:BA:24:LEU:HA	1.59	0.43
20:BA:39:LYS:HB3	20:BA:39:LYS:HE2	1.83	0.43
22:1L:61:U:H5'	22:1L:62:C:H5	1.81	0.43
24:3L:57:C:H1'	26:14:2169:A:C8	2.54	0.43
26:14:76:C:O3'	53:G5:59:ARG:HG3	2.18	0.43
26:14:921:G:C5	26:14:922:U:C4	3.07	0.43
26:14:959:A:C6	26:14:960:A:N1	2.87	0.43
26:14:1005:C:C2	26:14:1143:A:C5	3.06	0.43
26:14:1420:U:O2'	26:14:1421:G:OP1	2.36	0.43
26:14:2612:C:OP2	63:14:3903:HOH:O	2.21	0.43
26:14:2656:U:H3	26:14:2665:A:H2	1.67	0.43
26:14:2695:C:H2'	26:14:2696:U:H6	1.84	0.43
26:14:2864:G:OP1	44:75:119:LYS:HD3	2.18	0.43
28:79:57:ASN:ND2	28:79:59:ARG:HD2	2.33	0.43
29:19:206:LEU:HD23	29:19:206:LEU:HA	1.69	0.43
30:29:27:LEU:HA	30:29:180:ASN:O	2.18	0.43
30:29:49:LEU:O	30:29:78:LEU:HA	2.18	0.43
30:29:182:LEU:O	30:29:183:LEU:HD12	2.19	0.43
31:39:82:ILE:H	31:39:82:ILE:HG13	1.26	0.43

Continued on next page...

Continued from previous page...

Atom-1	Atom-2	Interatomic distance (Å)	Clash overlap (Å)
32:49:6:ALA:O	32:49:9:ARG:N	2.51	0.43
32:49:112:PRO:HA	32:49:117:PHE:CD2	2.54	0.43
33:59:11:VAL:HB	33:59:13:LYS:CG	2.48	0.43
40:35:29:LYS:CG	40:35:30:THR:N	2.81	0.43
40:35:57:THR:HB	40:35:60:MET:HB2	1.99	0.43
41:45:35:VAL:HA	41:45:101:ARG:O	2.18	0.43
43:65:10:ARG:O	43:65:14:VAL:HG23	2.18	0.43
48:B5:5:TYR:CE2	53:G5:30:ARG:HB2	2.53	0.43
49:C5:82:PRO:HB2	49:C5:83:THR:O	2.18	0.43
1:13:192:U:H1'	20:BI:103:GLY:O	2.19	0.43
1:13:232:G:C5	1:13:233:C:C5	3.06	0.43
1:13:255:G:H1'	17:8I:16:GLN:OE1	2.19	0.43
1:13:868:C:H2'	1:13:869:G:O4'	2.18	0.43
1:13:1011:G:H2'	1:13:1012:U:O4'	2.18	0.43
7:6E:16:LEU:HD13	9:8E:44:VAL:HG22	2.00	0.43
12:3I:85:ILE:HG23	12:3I:98:TYR:HB3	1.99	0.43
18:9I:38:GLU:HA	18:9I:41:LYS:HE3	2.00	0.43
26:1H:402:A:N6	26:1H:403:U:O4	2.51	0.43
26:1H:556:G:H2'	26:1H:557:U:C6	2.53	0.43
26:1H:592:G:H21	59:Q8:4:MET:CE	2.20	0.43
26:1H:1142(A):A:O2'	26:1H:1143:A:H5''	2.18	0.43
26:1H:1203:G:OP2	26:1H:1204:A:H2'	2.18	0.43
26:1H:1304:C:O2'	26:1H:1305:C:H5'	2.19	0.43
26:1H:1359:A:N6	26:1H:1372:U:H3	2.16	0.43
26:1H:1373:A:H2'	26:1H:1374:G:O4'	2.19	0.43
26:1H:1387:C:O2	26:1H:1388:G:C8	2.71	0.43
26:1H:1435:G:O5'	26:1H:1435:G:H8	2.01	0.43
26:1H:1532:C:O2	26:1H:1540:G:N2	2.52	0.43
26:1H:1588:C:H2'	26:1H:1589:C:H6	1.84	0.43
26:1H:1639:U:H5''	63:1H:4014:HOH:O	2.18	0.43
26:1H:2001:A:H2'	26:1H:2002:G:O4'	2.18	0.43
26:1H:2450:A:C2	26:1H:2451:A:C4	3.06	0.43
26:1H:2462:U:H1'	26:1H:2491:U:O4	2.18	0.43
26:1H:2505:G:O6	26:1H:2576:G:H2'	2.19	0.43
29:11:232:PRO:HB2	29:11:247:ALA:HB3	1.99	0.43
30:21:78:LEU:O	30:21:79:ARG:HB2	2.19	0.43
32:41:45:GLU:H	32:41:45:GLU:HG2	1.48	0.43
36:38:32:LEU:HB2	36:38:33:PRO:HD3	1.99	0.43
37:48:27:LEU:HD12	37:48:34:ILE:HD13	1.99	0.43
49:G8:46:LYS:HG2	49:G8:60:PHE:CD2	2.53	0.43
50:H8:98:MET:HE3	50:H8:98:MET:HB2	1.85	0.43

Continued on next page...

Continued from previous page...

Atom-1	Atom-2	Interatomic distance (Å)	Clash overlap (Å)
50:H8:141:VAL:HG12	50:H8:143:GLY:H	1.83	0.43
51:I8:37:LEU:HD21	51:I8:61:ALA:N	2.32	0.43
54:L8:26:LEU:HD21	54:L8:46:ASN:HB3	1.99	0.43
1:1G:332:G:C2	1:1G:333:G:C8	3.06	0.43
1:1G:1130:A:H1'	1:1G:1146:A:C2	2.53	0.43
1:1G:1281:U:H3'	1:1G:1282:C:H5	1.79	0.43
2:12:16:HIS:HB3	2:12:210:SER:OG	2.18	0.43
2:12:32:ILE:HD12	2:12:41:ILE:O	2.18	0.43
2:12:118:LEU:O	2:12:122:PHE:N	2.51	0.43
3:22:85:ARG:HD2	3:22:85:ARG:H	1.83	0.43
4:32:101:LEU:HD23	4:32:121:VAL:CG1	2.48	0.43
6:52:21:LEU:O	6:52:24:GLU:HB2	2.18	0.43
8:72:11:THR:HG23	8:72:14:ARG:HH12	1.81	0.43
8:72:64:LYS:HG2	8:72:79:VAL:HG21	2.00	0.43
10:1A:30:SER:OG	10:1A:81:THR:HA	2.18	0.43
12:3A:27:LEU:HD21	12:3A:30:ALA:HB3	2.01	0.43
15:6A:76:GLU:OE2	15:6A:79:ARG:NH1	2.51	0.43
24:3L:49:C:H6	24:3L:50:G:OP1	2.00	0.43
26:14:10:G:N3	26:14:2801:A:H5'	2.33	0.43
26:14:1335:U:C2	26:14:1336:A:C8	3.06	0.43
26:14:1474:C:H5'	26:14:1475:G:OP2	2.18	0.43
26:14:2064:C:H2'	26:14:2065:C:C6	2.53	0.43
26:14:2820:A:O5'	42:55:4:LEU:HD23	2.18	0.43
26:14:2880:C:O2	42:55:93:GLY:N	2.45	0.43
28:79:46:LYS:HG2	28:79:169:GLY:O	2.18	0.43
33:59:93:GLY:C	33:59:94:TYR:HD1	2.21	0.43
41:45:43:THR:CB	41:45:45:GLN:HG2	2.47	0.43
43:65:34:HIS:CD2	43:65:54:LEU:HD21	2.53	0.43
43:65:103:GLU:O	43:65:106:ARG:HD3	2.19	0.43
49:C5:17:SER:O	49:C5:21:LYS:HB2	2.18	0.43
1:13:32:A:C2	1:13:33:A:C4	3.07	0.43
1:13:429:U:H1'	1:13:430:A:H5''	1.99	0.43
1:13:658:G:C6	1:13:659:U:C4	3.06	0.43
1:13:926:G:C6	1:13:1505:G:C5	3.07	0.43
1:13:1104:G:H4'	2:1E:111:ARG:NH1	2.34	0.43
1:13:1128:C:C5	1:13:1139:G:C2	3.07	0.43
3:2E:131:ARG:HH22	3:2E:135:LYS:NZ	2.17	0.43
12:3I:84:LEU:HB2	12:3I:105:TYR:HE2	1.83	0.43
17:8I:18:THR:OG1	17:8I:69:LYS:NZ	2.38	0.43
22:1K:15:G:N2	22:1K:49:C:H42	2.16	0.43
24:3K:68:G:C4	24:3K:69:G:C8	3.07	0.43

Continued on next page...

Continued from previous page...

Atom-1	Atom-2	Interatomic distance (Å)	Clash overlap (Å)
26:1H:141:A:H8	26:1H:1595:G:H21	1.62	0.43
26:1H:142:G:H2'	26:1H:143:C:H6	1.82	0.43
26:1H:155:C:H42	26:1H:171:G:H1	1.65	0.43
26:1H:817:C:H4'	26:1H:932:G:C5	2.54	0.43
26:1H:858:U:O2	26:1H:2268:A:H2'	2.19	0.43
26:1H:1070:A:C8	26:1H:1096:A:H2'	2.52	0.43
26:1H:1239:G:H2'	26:1H:1240:U:O4'	2.18	0.43
26:1H:1404:C:O2'	26:1H:1405:U:H5'	2.18	0.43
26:1H:1778:U:P	63:1H:4301:HOH:O	2.76	0.43
26:1H:2065:C:H2'	26:1H:2066:C:H6	1.84	0.43
26:1H:2136:C:P	26:1H:2160:G:H4'	2.59	0.43
26:1H:2441:C:H1'	63:1H:4259:HOH:O	2.18	0.43
26:1H:2488:A:H2'	26:1H:2489:G:O4'	2.18	0.43
26:1H:2852:G:H2'	26:1H:2853:C:O4'	2.19	0.43
27:16:18:G:H1	27:16:65:C:H42	1.65	0.43
28:71:211:SER:HB2	28:71:223:ARG:NH2	2.33	0.43
31:31:129:PHE:HA	31:31:142:TRP:NE1	2.34	0.43
44:B8:57:PHE:CE1	44:B8:79:HIS:HB2	2.53	0.43
44:B8:107:ASP:OD1	44:B8:109:GLU:HB2	2.18	0.43
1:1G:376:G:O3'	16:7A:5:ARG:NH1	2.38	0.43
1:1G:500:G:H2'	1:1G:501:C:C6	2.53	0.43
1:1G:579:G:C6	1:1G:580:U:C4	3.07	0.43
1:1G:669:U:H2'	1:1G:670:G:C8	2.54	0.43
1:1G:676:A:H1'	11:2A:115:PRO:HB3	2.00	0.43
1:1G:690:G:H22	11:2A:55:LYS:HE2	1.83	0.43
1:1G:828:A:C2	1:1G:859:A:O4'	2.72	0.43
1:1G:1057:G:C6	1:1G:1204:A:C2	3.07	0.43
1:1G:1103:C:N3	1:1G:1104:G:C8	2.85	0.43
1:1G:1129:C:H1'	1:1G:1132:C:N4	2.32	0.43
1:1G:1181:G:C2	1:1G:1182:G:H1'	2.54	0.43
1:1G:1378:C:H3'	1:1G:1379:G:C5'	2.47	0.43
2:12:114:ARG:HA	2:12:117:GLU:HG3	2.00	0.43
2:12:217:ARG:HA	2:12:220:ASP:HB2	1.99	0.43
3:22:148:GLY:HA3	3:22:172:ARG:O	2.18	0.43
4:32:120:LEU:HD13	4:32:120:LEU:HA	1.47	0.43
7:62:15:ASP:HB3	7:62:20:ASP:H	1.82	0.43
13:4A:106:ASN:OD1	13:4A:106:ASN:N	2.50	0.43
14:5A:27:CYS:O	14:5A:29:ARG:HG2	2.17	0.43
17:8A:17:LYS:HG2	17:8A:47:PRO:HA	2.01	0.43
17:8A:63:ARG:HG2	17:8A:64:PRO:N	2.33	0.43
26:14:182:A:H2'	26:14:183:C:O4'	2.18	0.43

Continued on next page...

Continued from previous page...

Atom-1	Atom-2	Interatomic distance (Å)	Clash overlap (Å)
26:14:792:G:N3	26:14:2072:G:O2'	2.44	0.43
26:14:1036:G:H8	26:14:1036:G:O5'	2.02	0.43
26:14:1048:A:N6	33:59:2:SER:HB2	2.33	0.43
26:14:1160:G:H2'	26:14:1160:G:N3	2.34	0.43
26:14:1728:G:N1	26:14:1730:U:OP2	2.51	0.43
26:14:2321:G:N3	26:14:2321:G:H2'	2.33	0.43
26:14:2818:G:OP2	42:55:42:LYS:NZ	2.52	0.43
26:14:2846:G:H2'	26:14:2847:U:O4'	2.19	0.43
28:79:10:LEU:HD12	28:79:32:LEU:HD23	1.99	0.43
28:79:11:LEU:HD12	28:79:220:PRO:HB2	2.00	0.43
33:59:93:GLY:HA2	33:59:95:ARG:HH22	1.84	0.43
39:25:13:ASN:O	39:25:15:GLY:N	2.51	0.43
40:35:111:ARG:HB3	40:35:128:HIS:CG	2.53	0.43
47:A5:39:THR:HG22	47:A5:44:ALA:HB2	2.00	0.43
50:D5:62:PRO:O	50:D5:63:ASP:HB3	2.19	0.43
53:G5:23:LYS:HA	53:G5:26:ARG:HH12	1.83	0.43
54:H5:30:ARG:HG2	54:H5:33:GLN:HB3	2.01	0.43
1:13:181:G:N2	1:13:195:A:C4	2.87	0.43
1:13:198:G:C2	1:13:199:G:C8	3.06	0.43
4:3E:173:TRP:HB2	4:3E:187:ARG:HG3	2.00	0.43
4:3E:202:LEU:HD23	4:3E:202:LEU:HA	1.78	0.43
9:8E:127:LYS:O	9:8E:127:LYS:HG2	2.18	0.43
13:4I:14:ARG:HB3	13:4I:17:VAL:HG12	1.99	0.43
16:7I:20:VAL:CG1	16:7I:22:THR:HB	2.48	0.43
26:1H:205:G:P	63:1H:3986:HOH:O	2.77	0.43
26:1H:848:G:H2'	26:1H:849:A:H8	1.81	0.43
26:1H:1394:U:H4'	26:1H:1603:A:H4'	2.00	0.43
26:1H:1526:G:C6	26:1H:1527:G:C2	3.06	0.43
26:1H:2285:C:N4	57:O8:27:LYS:HE2	2.33	0.43
26:1H:2290:G:H2'	26:1H:2291:U:O4'	2.19	0.43
26:1H:2317:C:H2'	26:1H:2318:G:O4'	2.18	0.43
26:1H:2740:A:H2'	26:1H:2741:A:C8	2.53	0.43
27:16:3:C:H2'	27:16:4:C:C6	2.53	0.43
27:16:29:A:H2'	27:16:30:C:C6	2.53	0.43
29:11:132:PRO:HD3	29:11:190:TYR:CZ	2.54	0.43
30:21:2:LYS:HE3	30:21:200:GLU:OE1	2.19	0.43
30:21:197:ILE:HD11	30:21:199:ARG:NE	2.34	0.43
33:51:23:ARG:HD2	33:51:25:LYS:HZ1	1.83	0.43
33:51:54:ARG:HG3	33:51:56:SER:O	2.18	0.43
35:61:129:THR:HG22	35:61:137:PRO:HB3	1.99	0.43
36:38:102:LYS:HA	36:38:102:LYS:HD2	1.66	0.43

Continued on next page...

Continued from previous page...

Atom-1	Atom-2	Interatomic distance (Å)	Clash overlap (Å)
37:48:52:ILE:HG13	37:48:76:TYR:HB2	2.00	0.43
38:58:103:VAL:O	38:58:106:MET:N	2.40	0.43
44:B8:58:ASN:C	44:B8:58:ASN:HD22	2.22	0.43
50:H8:5:LEU:HD21	50:H8:43:GLU:HB3	1.99	0.43
51:I8:49:LYS:O	51:I8:50:ASN:HB2	2.19	0.43
52:J8:58:ILE:HG13	52:J8:87:PRO:HD3	2.01	0.43
54:L8:10:LYS:HB3	54:L8:53:LEU:HD23	2.01	0.43
1:1G:6:G:O2'	1:1G:7:G:O5'	2.31	0.43
1:1G:147:G:H21	1:1G:148:G:H1'	1.83	0.43
1:1G:254:G:OP1	17:8A:67:LYS:O	2.36	0.43
1:1G:862:C:O2'	1:1G:874:G:H5''	2.18	0.43
1:1G:1071:C:H2'	1:1G:1072:G:H8	1.84	0.43
1:1G:1113:C:H2'	1:1G:1114:C:H6	1.82	0.43
1:1G:1228:C:H4'	13:4A:116:THR:HA	2.00	0.43
5:42:102:ALA:HB2	5:42:120:THR:OG1	2.18	0.43
22:1L:6:C:N4	22:1L:68:G:H1	2.12	0.43
24:3L:9:A:C2	24:3L:47:G:C2	3.07	0.43
26:14:61:G:H5'	53:G5:50:ILE:HD13	2.01	0.43
26:14:724:U:H2'	26:14:725:G:O4'	2.18	0.43
26:14:780:G:C2	26:14:782:A:C2	3.06	0.43
26:14:1011:G:N3	26:14:1151:G:C2	2.86	0.43
26:14:1041:C:H2'	26:14:1042:G:C8	2.54	0.43
26:14:1131:G:C2	26:14:1132:A:C5	3.07	0.43
26:14:1152:C:H4'	45:85:77:SER:HA	2.00	0.43
26:14:1169:G:H8	26:14:1169:G:O5'	2.02	0.43
26:14:1239:G:H2'	26:14:1240:U:O4'	2.19	0.43
26:14:1636:C:H2'	26:14:1637:A:C8	2.53	0.43
26:14:2037:G:H2'	26:14:2038:G:H8	1.80	0.43
26:14:2365:G:H4'	51:E5:60:PHE:CZ	2.53	0.43
26:14:2655:G:N2	26:14:2665:A:OP2	2.50	0.43
33:59:6:ARG:HH21	33:59:54:ARG:CZ	2.31	0.43
35:69:8:PRO:HB3	35:69:15:VAL:HG22	1.99	0.43
35:69:123:LEU:HA	35:69:142:VAL:CG2	2.48	0.43
35:69:131:LYS:HA	35:69:135:GLU:HG2	1.99	0.43
41:45:57:HIS:ND1	41:45:117:ALA:HB2	2.33	0.43
46:95:40:LEU:HA	46:95:46:VAL:O	2.19	0.43
47:A5:79:GLY:HA3	47:A5:100:THR:HG22	2.00	0.43
48:B5:57:LEU:CD2	48:B5:78:LYS:HB3	2.48	0.43
50:D5:17:ALA:O	50:D5:20:ARG:HB2	2.18	0.43
50:D5:98:MET:HE3	50:D5:98:MET:HB2	1.82	0.43
50:D5:126:VAL:HG12	50:D5:163:LEU:HA	2.00	0.43

Continued on next page...

Continued from previous page...

Atom-1	Atom-2	Interatomic distance (Å)	Clash overlap (Å)
1:13:57:G:H2'	1:13:58:C:H6	1.82	0.43
1:13:209:U:O2'	1:13:216:G:C2	2.72	0.43
1:13:758:G:O6	63:13:1959:HOH:O	2.18	0.43
1:13:1443:G:N7	44:B8:118:ARG:HG3	2.34	0.43
2:1E:70:PHE:HB2	2:1E:92:TYR:CB	2.49	0.43
2:1E:112:VAL:HG22	2:1E:153:ARG:HA	2.01	0.43
4:3E:65:ARG:HD2	4:3E:70:ILE:O	2.18	0.43
8:7E:87:SER:OG	8:7E:93:VAL:N	2.44	0.43
24:3K:73:C:C3'	24:3K:74:A:H5''	2.49	0.43
26:1H:286:C:H2'	26:1H:287:C:C6	2.54	0.43
26:1H:300:A:N3	26:1H:319:C:H1'	2.34	0.43
26:1H:492:A:H2'	26:1H:493:G:O4'	2.19	0.43
26:1H:725:G:C6	26:1H:726:G:N1	2.87	0.43
26:1H:868:U:C4	26:1H:869:G:N7	2.86	0.43
26:1H:932:G:H4'	26:1H:933:A:O5'	2.19	0.43
26:1H:1283:G:OP2	63:1H:3977:HOH:O	2.21	0.43
26:1H:1323:U:H2'	26:1H:1324:G:H5'	2.00	0.43
26:1H:1553:A:HO2'	26:1H:1554:A:H8	1.64	0.43
26:1H:2228:G:OP2	29:11:263:ARG:NH2	2.51	0.43
26:1H:2439:A:H4'	26:1H:2440:C:O5'	2.19	0.43
26:1H:2636:U:H2'	26:1H:2637:U:H6	1.83	0.43
28:71:32:LEU:HB3	28:71:220:PRO:HD2	2.01	0.43
29:11:154:LYS:C	29:11:155:LEU:HD12	2.38	0.43
32:41:44:GLY:C	32:41:46:ALA:H	2.22	0.43
32:41:52:ILE:HD13	32:41:52:ILE:HA	1.77	0.43
36:38:117:LEU:HD22	34:28:24:ILE:HD11	2.01	0.43
41:88:17:LEU:HB3	41:88:39:PRO:HB2	2.01	0.43
54:L8:7:LYS:HD2	54:L8:34:GLU:OE2	2.19	0.43
1:1G:434:U:H2'	1:1G:435:C:C6	2.54	0.43
1:1G:519:C:H2'	1:1G:520:A:O4'	2.18	0.43
1:1G:529:G:HO2'	1:1G:533:A:N6	2.17	0.43
1:1G:994:A:H2'	1:1G:994:A:N3	2.33	0.43
1:1G:1328:C:O2'	13:4A:29:ARG:NE	2.44	0.43
1:1G:1466:C:H2'	1:1G:1467:G:O4'	2.19	0.43
3:22:152:ILE:HG12	3:22:167:TRP:HB2	2.01	0.43
12:3A:82:VAL:N	12:3A:106:ASP:OD2	2.48	0.43
20:BA:26:ASN:O	20:BA:30:LYS:HB2	2.19	0.43
22:1L:65:C:H2'	22:1L:66:C:H6	1.84	0.43
26:14:92:G:H2'	26:14:93:C:C6	2.54	0.43
26:14:574:C:P	63:14:3792:HOH:O	2.72	0.43
26:14:842:G:N2	26:14:937:U:O2	2.51	0.43

Continued on next page...

Continued from previous page...

Atom-1	Atom-2	Interatomic distance (Å)	Clash overlap (Å)
26:14:1259:G:H2'	26:14:1260:G:C8	2.54	0.43
26:14:1913:A:H4'	26:14:1914:C:H5''	2.00	0.43
26:14:2115:G:H1'	26:14:2171:A:H61	1.84	0.43
26:14:2124:G:N2	26:14:2175:C:O2	2.52	0.43
26:14:2567:G:H2'	26:14:2568:C:C6	2.54	0.43
26:14:2582:G:H3'	63:14:3727:HOH:O	2.18	0.43
26:14:2632:A:O2'	26:14:2811:G:O2'	2.32	0.43
26:14:2709:G:H1'	63:14:4700:HOH:O	2.17	0.43
26:14:2791:C:OP1	26:14:2893:G:N2	2.49	0.43
1:13:255:G:C5	1:13:256:U:C5	3.07	0.43
1:13:328:C:H4'	1:13:329:A:C5'	2.49	0.43
1:13:737:A:O2'	1:13:738:C:H5'	2.18	0.43
2:1E:20:GLU:HG3	2:1E:191:ASP:N	2.33	0.43
19:AI:5:LEU:CB	19:AI:10:PHE:HE1	2.31	0.43
23:2K:10:G:N2	23:2K:27:G:H1'	2.33	0.43
26:1H:828:U:H4'	26:1H:831:G:N1	2.34	0.43
26:1H:880:G:C2	26:1H:881:G:C8	3.07	0.43
26:1H:1014:U:H2'	26:1H:1015:G:C8	2.54	0.43
26:1H:1021:A:H8	26:1H:1022:G:H5''	1.83	0.43
26:1H:1257:C:O2'	31:31:83:PHE:HA	2.18	0.43
26:1H:1516:U:H2'	26:1H:1517:G:H8	1.84	0.43
26:1H:1639:U:OP1	63:1H:3968:HOH:O	2.20	0.43
26:1H:2356:C:H2'	26:1H:2357:U:O4'	2.19	0.43
26:1H:2479:G:O5'	26:1H:2479:G:H8	2.02	0.43
26:1H:2577:A:OP2	56:N8:2:ALA:N	2.52	0.43
26:1H:2854:G:H2'	26:1H:2855:C:C6	2.54	0.43
29:11:182:LEU:O	29:11:271:ILE:HG12	2.19	0.43
32:41:51:ARG:HB2	32:41:51:ARG:NH1	2.34	0.43
36:38:16:ASN:H	36:38:19:ARG:CB	2.31	0.43
37:48:51:ALA:HB3	37:48:76:TYR:CD1	2.50	0.43
41:88:118:LEU:HA	41:88:118:LEU:HD23	1.76	0.43
44:B8:16:ARG:HB2	44:B8:18:ASP:OD1	2.19	0.43
44:B8:87:ASP:OD1	44:B8:87:ASP:N	2.50	0.43
46:D8:37:VAL:HB	46:D8:51:VAL:HG23	2.01	0.43
52:J8:15:ALA:O	52:J8:40:ARG:HG3	2.19	0.43
1:1G:15:G:H8	1:1G:1396:A:HO2'	1.67	0.43
1:1G:109:A:N7	1:1G:326:G:H2'	2.33	0.43
1:1G:448:A:H2'	1:1G:449:C:O2	2.18	0.43
1:1G:574:A:H5''	1:1G:575:G:OP2	2.18	0.43
3:22:18:TRP:HE1	14:5A:56:VAL:H	1.65	0.43
4:32:25:ARG:NH2	4:32:30:LYS:HB2	2.34	0.43

Continued on next page...

Continued from previous page...

Atom-1	Atom-2	Interatomic distance (Å)	Clash overlap (Å)
5:42:80:ILE:HG22	8:72:104:ARG:NH1	2.34	0.43
8:72:54:ASP:HB2	8:72:56:LYS:HD3	2.01	0.43
8:72:86:ILE:HD11	8:72:136:GLU:HG2	2.00	0.43
9:82:112:LYS:HD3	9:82:113:LYS:N	2.33	0.43
10:1A:40:LEU:HB3	10:1A:69:ASN:HB3	2.01	0.43
20:BA:89:ARG:HE	20:BA:104:LEU:HD23	1.83	0.43
22:1L:6:C:O2'	22:1L:7:G:OP2	2.28	0.43
26:14:53:A:OP2	63:14:3898:HOH:O	2.21	0.43
26:14:108:U:H2'	26:14:109:G:H8	1.83	0.43
26:14:1248:G:OP1	45:85:2:PRO:HD2	2.19	0.43
26:14:1818:U:O4	29:19:154:LYS:HD3	2.19	0.43
26:14:2146:C:H4'	26:14:2147:G:C8	2.54	0.43
27:1J:30:C:H2'	27:1J:31:C:H5'	2.01	0.43
32:49:99:MET:O	32:49:103:LEU:HG	2.17	0.43
33:59:94:TYR:CZ	33:59:160:LYS:HD2	2.54	0.43
38:15:62:VAL:CG2	38:15:66:LYS:HD2	2.47	0.43
38:15:111:PRO:HA	38:15:114:ARG:CZ	2.49	0.43
39:25:119:PRO:HB2	44:75:68:TYR:CZ	2.54	0.43
48:B5:9:LEU:CA	53:G5:36:ARG:HH21	2.28	0.43
1:13:245:C:C2	1:13:284:G:C2	3.07	0.43
1:13:302:G:C6	1:13:303:A:C5	3.07	0.43
1:13:413:G:H21	1:13:428:G:H1'	1.84	0.43
1:13:452:A:H1'	16:7I:72:ARG:NH1	2.33	0.43
1:13:745:C:H2'	1:13:746:A:C8	2.54	0.43
1:13:1028(A):C:N4	1:13:1032(A):G:H1	2.17	0.43
8:7E:8:ASP:OD1	8:7E:12:ARG:HD2	2.17	0.43
10:1I:5:ARG:HH21	10:1I:99:LYS:HD2	1.84	0.43
12:3I:123:LYS:H	12:3I:123:LYS:HG2	1.58	0.43
13:4I:60:VAL:HG13	13:4I:64:TRP:HE1	1.84	0.43
17:8I:10:VAL:HG13	17:8I:19:VAL:HB	2.01	0.43
23:2K:62:C:H2'	23:2K:63:C:C6	2.49	0.43
26:1H:996:A:O3'	45:C8:92:ARG:HG2	2.18	0.43
26:1H:1026:U:O2	26:1H:1027:A:H3'	2.19	0.43
26:1H:2070:G:C2	26:1H:2442:C:C2	3.07	0.43
26:1H:2471:C:O2	26:1H:2479:G:N2	2.41	0.43
26:1H:2695:C:H2'	26:1H:2696:U:H6	1.84	0.43
30:21:67:PHE:O	30:21:69:LYS:N	2.49	0.43
36:38:9:LEU:HD13	36:38:10:LEU:HD13	2.01	0.43
37:48:143:GLU:O	37:48:145:LYS:N	2.52	0.43
42:98:60:LEU:O	42:98:64:ARG:HG3	2.19	0.43
42:98:96:ARG:HH22	42:98:117:VAL:HG23	1.84	0.43

Continued on next page...

Continued from previous page...

Atom-1	Atom-2	Interatomic distance (Å)	Clash overlap (Å)
44:B8:90:GLN:HG3	44:B8:91:ARG:N	2.33	0.43
44:B8:97:ALA:HB1	44:B8:98:LYS:HZ1	1.84	0.43
50:H8:59:LEU:HD12	50:H8:60:GLU:N	2.34	0.43
51:I8:41:ARG:NE	51:I8:41:ARG:HA	2.33	0.43
53:K8:18:PRO:HA	53:K8:21:LEU:HD12	2.01	0.43
56:N8:49:CYS:SG	56:N8:49:CYS:O	2.76	0.43
1:1G:45:U:H2'	1:1G:46:G:H8	1.84	0.43
1:1G:238:G:C6	1:1G:239:U:C4	3.07	0.43
1:1G:630:G:O2'	1:1G:631:G:H5'	2.19	0.43
1:1G:758:G:H5'	1:1G:880:C:H1'	2.01	0.43
1:1G:958:A:H5''	1:1G:959:A:OP2	2.19	0.43
1:1G:991:U:O4	1:1G:1212:U:O2'	2.31	0.43
1:1G:1333:A:C8	1:1G:1334:G:C8	3.06	0.43
1:1G:1423:G:P	39:25:49:ARG:HH22	2.40	0.43
6:52:35:ALA:HB1	6:52:65:VAL:HG11	2.00	0.43
8:72:110:ALA:O	8:72:121:ASP:N	2.52	0.43
18:9A:37:VAL:HB	18:9A:79:LEU:HD21	2.01	0.43
22:1L:55:5MU:H71	22:1L:55:5MU:OP2	2.18	0.43
23:2L:17:C:H3'	23:2L:18:C:H2'	2.01	0.43
23:2L:24:C:C2	23:2L:25:U:C5	3.07	0.43
26:14:271(A):C:H1'	26:14:272:G:H1'	2.01	0.43
26:14:341:G:N1	26:14:342:G:C5	2.87	0.43
26:14:341:G:C6	26:14:342:G:C5	3.07	0.43
26:14:455:C:N3	26:14:472:A:H2'	2.34	0.43
26:14:1132:A:H2'	26:14:1133:U:C6	2.54	0.43
26:14:1182:A:H2'	26:14:1183:G:O4'	2.19	0.43
26:14:2267:A:H3'	63:14:3746:HOH:O	2.18	0.43
26:14:2335:A:C8	26:14:2337:G:N7	2.87	0.43
26:14:2853:C:H2'	26:14:2854:G:C8	2.54	0.43
27:1J:10:C:C4	27:1J:11:C:C5	3.07	0.43
27:1J:91:C:OP1	41:45:19:GLY:HA2	2.18	0.43
31:39:174:VAL:HG11	31:39:188:ARG:HH22	1.84	0.43
38:15:30:ILE:HG23	38:15:52:VAL:HG11	2.01	0.43
38:15:128:HIS:CD2	38:15:128:HIS:H	2.36	0.43
43:65:21:THR:HB	43:65:23:ARG:CG	2.46	0.43
46:95:33:VAL:HG13	46:95:35:LEU:HD22	2.01	0.43
49:C5:97:ARG:CZ	49:C5:106:LEU:HG	2.49	0.43
56:J5:46:CYS:SG	56:J5:48:GLU:HG2	2.58	0.43
1:13:25:C:H2'	1:13:26:A:C8	2.54	0.42
1:13:201:C:N4	1:13:209:U:H1'	2.33	0.42
1:13:540:G:H2'	1:13:541:G:O4'	2.19	0.42

Continued on next page...

Continued from previous page...

Atom-1	Atom-2	Interatomic distance (Å)	Clash overlap (Å)
1:13:1032(B):G:N3	1:13:1033:G:H1'	2.34	0.42
1:13:1097:C:O2'	1:13:1169:A:N3	2.43	0.42
2:1E:11:LEU:HD12	2:1E:11:LEU:HA	1.72	0.42
3:2E:23:TYR:HA	10:1I:11:PHE:CE2	2.54	0.42
6:5E:27:GLN:HA	6:5E:30:LEU:HD13	2.00	0.42
12:3I:5:PRO:HG2	12:3I:10:LEU:CD1	2.48	0.42
13:4I:18:ALA:HA	13:4I:21:TYR:HD2	1.84	0.42
20:BI:64:ASP:HA	20:BI:67:ALA:HB3	2.00	0.42
26:1H:191:A:H2'	26:1H:192:C:C6	2.54	0.42
26:1H:607:U:N3	26:1H:621:A:C2	2.76	0.42
26:1H:950:G:C5	26:1H:951:C:C4	3.07	0.42
26:1H:986:C:C2'	26:1H:987:G:H5'	2.49	0.42
26:1H:2212:A:H1'	26:1H:2215:G:C5	2.54	0.42
26:1H:2280:G:H2'	26:1H:2281:C:H5'	2.00	0.42
26:1H:2824:C:H2'	26:1H:2825:C:O4'	2.19	0.42
30:21:34:VAL:HG22	30:21:48:GLN:HB3	2.01	0.42
38:58:15:LEU:C	38:58:16:ILE:HG13	2.39	0.42
40:78:15:ARG:HH12	40:78:17:LYS:CD	2.30	0.42
48:F8:11:PRO:HG2	48:F8:13:LEU:HD21	2.01	0.42
50:H8:131:ARG:HE	50:H8:131:ARG:HB2	1.41	0.42
53:K8:8:LYS:HD2	53:K8:8:LYS:HA	1.86	0.42
1:1G:44:G:H2'	1:1G:45:U:O4'	2.18	0.42
1:1G:749:C:H2'	1:1G:750:G:H8	1.84	0.42
1:1G:1137:C:O2	1:1G:1138:G:N2	2.51	0.42
1:1G:1258:G:H2'	1:1G:1259:C:C6	2.54	0.42
11:2A:31:THR:HB	11:2A:42:TRP:HB3	2.01	0.42
19:AA:11:VAL:HG11	19:AA:16:LEU:HD22	1.99	0.42
20:BA:72:LEU:HD21	20:BA:80:ARG:HG3	2.00	0.42
23:2L:41:C:H2'	23:2L:42:C:C6	2.47	0.42
26:14:7:G:H4'	38:15:13:TRP:HH2	1.84	0.42
26:14:240:G:H1'	26:14:257:A:H61	1.83	0.42
26:14:990:A:N6	26:14:1186:G:H1'	2.34	0.42
26:14:1142(A):A:H4'	38:15:25:ARG:HH22	1.84	0.42
26:14:1482:U:H3	26:14:1512:G:H1	1.67	0.42
26:14:1802:A:N1	26:14:1822:G:H1'	2.34	0.42
26:14:2156:G:N7	26:14:2157:G:N2	2.67	0.42
26:14:2163:C:O2	26:14:2163:C:H2'	2.17	0.42
26:14:2165:G:H3'	26:14:2166:G:H5'	2.01	0.42
26:14:2432:A:H2'	26:14:2433:A:C8	2.54	0.42
26:14:2895:U:C5	26:14:2896:C:H5	2.37	0.42
29:19:183:ARG:HG2	29:19:184:LYS:O	2.19	0.42

Continued on next page...

Continued from previous page...

Atom-1	Atom-2	Interatomic distance (Å)	Clash overlap (Å)
30:29:117:MET:HA	30:29:122:PHE:N	2.34	0.42
32:49:82:LEU:HD22	32:49:82:LEU:HA	1.86	0.42
32:49:170:ARG:HA	32:49:170:ARG:HD2	1.89	0.42
50:D5:29:TYR:CE2	50:D5:87:ASP:HB2	2.53	0.42
50:D5:166:SER:O	50:D5:169:GLU:HB2	2.18	0.42
1:13:108:G:P	1:13:326:G:H22	2.42	0.42
1:13:265:G:H5'	17:8I:64:PRO:O	2.18	0.42
1:13:877:C:H5''	8:7E:88:LYS:HD3	2.01	0.42
1:13:994:A:N7	1:13:1216:G:H4'	2.33	0.42
1:13:1002:G:H2'	1:13:1003:G:O4'	2.19	0.42
1:13:1469:G:H2'	1:13:1470:G:C8	2.54	0.42
3:2E:111:LEU:HG	3:2E:144:SER:HB3	2.01	0.42
10:1I:58:ASP:O	10:1I:59:SER:C	2.56	0.42
12:3I:10:LEU:HB3	17:8I:32:TYR:CE2	2.54	0.42
13:4I:54:VAL:HG13	13:4I:57:ARG:NH2	2.34	0.42
14:5I:9:LYS:HE2	14:5I:9:LYS:HB2	1.67	0.42
17:8I:68:ARG:HG3	17:8I:68:ARG:O	2.19	0.42
26:1H:271:G:H1	26:1H:366:C:H42	1.66	0.42
26:1H:394:A:O2'	26:1H:395:U:H5'	2.19	0.42
26:1H:524:U:H2'	26:1H:525:U:C6	2.54	0.42
26:1H:591:C:N4	63:1H:4298:HOH:O	2.51	0.42
26:1H:635:C:O2'	26:1H:639:U:OP1	2.26	0.42
26:1H:654(O):G:C8	26:1H:654(P):G:N2	2.87	0.42
26:1H:957:A:OP1	41:88:77:LYS:HB2	2.18	0.42
26:1H:1153:C:N4	26:1H:1154:G:C6	2.87	0.42
26:1H:1359:A:N3	26:1H:1359:A:O4'	2.52	0.42
26:1H:1378:A:OP1	58:P8:10:ARG:NH2	2.52	0.42
26:1H:1396:U:O2	26:1H:1396:U:H2'	2.19	0.42
26:1H:1624:G:H2'	26:1H:1625:C:H6	1.84	0.42
26:1H:1753:G:C2	26:1H:1756:G:C2	3.07	0.42
26:1H:2028:U:H2'	26:1H:2029:G:O4'	2.19	0.42
26:1H:2886:G:O2'	56:N8:31:VAL:HG22	2.19	0.42
27:16:55:U:H2'	27:16:56:G:H8	1.84	0.42
31:31:108:LYS:HB3	31:31:108:LYS:HE2	1.67	0.42
31:31:126:VAL:O	31:31:196:LEU:HD22	2.19	0.42
32:41:96:ARG:O	32:41:97:ASP:HB2	2.19	0.42
38:58:115:ARG:O	38:58:118:LYS:HB2	2.18	0.42
40:78:15:ARG:HH11	40:78:15:ARG:CB	2.26	0.42
44:B8:52:ILE:HG12	44:B8:61:PHE:HB3	2.01	0.42
46:D8:82:ARG:N	46:D8:82:ARG:HD2	2.33	0.42
48:F8:57:LEU:N	48:F8:57:LEU:HD23	2.33	0.42

Continued on next page...

Continued from previous page...

Atom-1	Atom-2	Interatomic distance (Å)	Clash overlap (Å)
50:H8:132:ASN:OD1	50:H8:132:ASN:N	2.51	0.42
53:K8:16:LEU:O	53:K8:21:LEU:HG	2.19	0.42
55:M8:9:LEU:HD12	55:M8:27:THR:N	2.33	0.42
55:M8:16:CYS:C	55:M8:18:CYS:H	2.23	0.42
1:1G:447:G:O6	1:1G:485:G:C8	2.71	0.42
1:1G:458:C:H2'	1:1G:464:G:C8	2.55	0.42
1:1G:458:C:H2'	1:1G:464:G:H8	1.83	0.42
1:1G:521:G:O5'	12:3A:73:GLU:HG2	2.18	0.42
1:1G:591:U:OP2	8:72:30:ARG:HD3	2.18	0.42
1:1G:855:G:H5''	1:1G:871:U:O4	2.19	0.42
1:1G:1080:A:OP1	5:42:14:ARG:NH2	2.52	0.42
1:1G:1126:U:H4'	1:1G:1127:G:C5	2.54	0.42
1:1G:1288:A:C4	1:1G:1289:A:C8	3.07	0.42
1:1G:1306:A:C6	1:1G:1307:U:C2	3.07	0.42
1:1G:1385:G:C6	1:1G:1386:G:N7	2.87	0.42
5:42:42:GLY:HA2	5:42:65:ASN:O	2.19	0.42
6:52:16:GLN:H	6:52:16:GLN:HG2	1.56	0.42
6:52:72:VAL:HG13	6:52:73:ASN:H	1.85	0.42
14:5A:37:PHE:CZ	14:5A:53:LEU:HD13	2.55	0.42
24:3L:4:U:O2	24:3L:70:A:N1	2.52	0.42
26:14:13:A:N1	26:14:525:U:H2'	2.34	0.42
26:14:313:C:H5'	63:14:4753:HOH:O	2.18	0.42
26:14:389:G:H22	40:35:72:PRO:HD3	1.83	0.42
26:14:901:A:H2'	26:14:901:A:N3	2.34	0.42
26:14:1187:G:H8	26:14:1187:G:O5'	2.02	0.42
26:14:1188:U:C4'	46:95:79:VAL:HG22	2.49	0.42
26:14:1260:G:H2'	26:14:1261:C:H6	1.82	0.42
26:14:1652:A:OP1	42:55:8:ARG:NH1	2.52	0.42
26:14:2094:G:OP1	35:69:22:LYS:HD2	2.20	0.42
26:14:2131:G:N2	26:14:2157:G:H1'	2.34	0.42
26:14:2482:G:C2'	26:14:2483:C:H5'	2.49	0.42
26:14:2500:U:H5''	26:14:2501:C:OP2	2.19	0.42
32:49:16:ARG:N	32:49:17:PRO:HD2	2.34	0.42
38:15:67:LEU:HD12	38:15:67:LEU:HA	1.82	0.42
42:55:103:ARG:NH2	42:55:110:PRO:HD3	2.34	0.42
43:65:17:ARG:HD2	43:65:17:ARG:O	2.20	0.42
44:75:54:ARG:HG2	44:75:59:THR:HG21	2.01	0.42
45:85:106:PHE:O	45:85:109:LEU:N	2.49	0.42
48:B5:12:VAL:HG12	48:B5:29:TRP:CD2	2.54	0.42
1:13:99:C:H2'	1:13:101:A:C8	2.54	0.42
1:13:247:G:C6	1:13:278:G:C2	3.08	0.42

Continued on next page...

Continued from previous page...

Atom-1	Atom-2	Interatomic distance (Å)	Clash overlap (Å)
1:13:392:G:H5'	16:7I:12:LYS:HD2	2.01	0.42
1:13:475:G:H2'	1:13:476:G:O4'	2.20	0.42
5:4E:105:VAL:HB	5:4E:106:PRO:HD3	2.01	0.42
7:6E:71:PRO:HG3	7:6E:103:TRP:CZ3	2.55	0.42
8:7E:98:LYS:H	8:7E:98:LYS:HG3	1.54	0.42
8:7E:115:SER:C	8:7E:116:LYS:HE2	2.40	0.42
9:8E:48:GLU:N	9:8E:49:PRO:HD2	2.35	0.42
12:3I:9:GLN:O	12:3I:13:LYS:HG2	2.19	0.42
19:AI:5:LEU:HD13	19:AI:10:PHE:CE1	2.55	0.42
19:AI:10:PHE:CD1	19:AI:10:PHE:N	2.87	0.42
26:1H:26:G:C6	26:1H:27:G:N1	2.86	0.42
26:1H:289:A:C4	26:1H:353:G:N2	2.87	0.42
26:1H:971:C:H2'	26:1H:972:G:O4'	2.20	0.42
26:1H:1006:C:H1'	38:58:106:MET:CE	2.47	0.42
26:1H:1068:G:H4'	26:1H:1096:A:H2	1.83	0.42
26:1H:1221:C:C2	26:1H:1222:C:C5	3.07	0.42
26:1H:1280:G:N2	26:1H:1291:C:C2	2.87	0.42
26:1H:1638:C:O2	26:1H:2698:U:O2'	2.37	0.42
26:1H:1878:G:H2'	26:1H:1879:C:C6	2.54	0.42
26:1H:1914:C:H2'	26:1H:1915:U:O4'	2.19	0.42
26:1H:2048:G:C2	26:1H:2621:A:C2	3.08	0.42
26:1H:2094:G:H2'	26:1H:2095:C:O4'	2.18	0.42
26:1H:2335:A:C8	26:1H:2337:G:C5	3.08	0.42
26:1H:2712:U:O2'	26:1H:2713:A:H5'	2.20	0.42
27:16:66:A:C6	27:16:108:C:C6	3.08	0.42
27:16:71:C:N3	27:16:72:G:C8	2.87	0.42
30:21:80:GLU:H	30:21:80:GLU:HG3	1.65	0.42
30:21:128:SER:OG	30:21:129:HIS:N	2.52	0.42
31:31:114:VAL:HG21	31:31:202:PHE:CZ	2.55	0.42
36:38:42:GLN:HG3	36:38:42:GLN:O	2.19	0.42
36:38:91:LYS:NZ	36:38:94:VAL:HB	2.34	0.42
37:48:120:LEU:HD12	37:48:120:LEU:HA	1.77	0.42
42:98:116:LEU:H	42:98:116:LEU:HD12	1.84	0.42
44:B8:26:ASP:CB	44:B8:91:ARG:HA	2.49	0.42
49:G8:54:LYS:O	49:G8:55:TYR:CG	2.73	0.42
53:K8:52:ASP:N	53:K8:52:ASP:OD1	2.43	0.42
1:1G:1133:G:N2	1:1G:1141:C:C2	2.84	0.42
1:1G:1191:A:H8	1:1G:1191:A:O5'	2.01	0.42
3:22:29:TYR:HD2	14:5A:36:PHE:CZ	2.36	0.42
4:32:73:ARG:O	4:32:77:ASN:ND2	2.36	0.42
10:1A:78:ASN:HB2	10:1A:81:THR:HG23	2.01	0.42

Continued on next page...

Continued from previous page...

Atom-1	Atom-2	Interatomic distance (Å)	Clash overlap (Å)
22:1L:41:C:H2'	22:1L:42:G:C8	2.54	0.42
24:3L:1:G:H22	24:3L:73:C:H42	1.68	0.42
26:14:107:C:H2'	26:14:108:U:H6	1.84	0.42
26:14:581:C:C2	26:14:582:G:C8	3.07	0.42
26:14:975:G:C4	26:14:976:C:C5	3.07	0.42
26:14:1399:C:O2'	26:14:1400:G:H5'	2.19	0.42
26:14:1850:G:H2'	26:14:1851:U:O4'	2.19	0.42
26:14:1957:C:H5''	63:14:3983:HOH:O	2.18	0.42
26:14:2287:A:H2	26:14:2346:A:C2	2.36	0.42
26:14:2549:G:O6	63:14:3891:HOH:O	2.20	0.42
26:14:2861:G:O2'	26:14:2862:G:H5'	2.19	0.42
27:1J:73:A:H3'	27:1J:74:U:H6	1.84	0.42
31:39:10:PRO:HD2	31:39:13:SER:OG	2.20	0.42
39:25:4:PRO:O	39:25:5:GLN:HB2	2.19	0.42
41:45:16:ARG:HE	41:45:16:ARG:HB3	1.43	0.42
43:65:87:PHE:CZ	43:65:102:ALA:HB2	2.54	0.42
45:85:65:ILE:HD13	45:85:65:ILE:HA	1.84	0.42
45:85:112:ARG:CZ	46:95:47:VAL:HG21	2.48	0.42
47:A5:13:SER:HA	47:A5:99:ARG:HB2	2.01	0.42
47:A5:110:LYS:HA	47:A5:110:LYS:HD2	1.54	0.42
48:B5:80:ILE:HD13	48:B5:80:ILE:O	2.19	0.42
52:F5:57:GLU:O	52:F5:58:ILE:HD13	2.19	0.42
52:F5:95:LEU:HD12	52:F5:95:LEU:HA	1.83	0.42
56:J5:35:GLU:OE1	56:J5:35:GLU:N	2.52	0.42
1:13:246:A:C4	1:13:282:A:N6	2.88	0.42
1:13:256:U:C2	1:13:257:G:C8	3.08	0.42
1:13:405:U:OP2	4:3E:3:ARG:NH2	2.52	0.42
1:13:723:U:H5''	1:13:724:G:OP2	2.19	0.42
1:13:939:G:C6	1:13:940:C:N4	2.87	0.42
1:13:1459:C:P	20:BI:31:SER:HG	2.42	0.42
2:1E:120:ALA:O	2:1E:124:SER:OG	2.27	0.42
4:3E:108:LEU:HB3	4:3E:110:PHE:CE1	2.54	0.42
5:4E:72:GLN:N	5:4E:72:GLN:OE1	2.52	0.42
9:8E:27:THR:HB	9:8E:62:TYR:HA	2.00	0.42
9:8E:33:PHE:HE1	9:8E:37:PHE:HD2	1.66	0.42
12:3I:59:ARG:HA	12:3I:65:GLU:HA	2.01	0.42
18:9I:76:LEU:N	18:9I:76:LEU:HD23	2.34	0.42
24:3K:7:G:N3	24:3K:50:G:C8	2.87	0.42
26:1H:202:U:C4	63:1H:3877:HOH:O	2.57	0.42
26:1H:272:G:H2'	26:1H:273:G:O4'	2.20	0.42
26:1H:478:A:C6	26:1H:480:A:C6	3.07	0.42

Continued on next page...

Continued from previous page...

Atom-1	Atom-2	Interatomic distance (Å)	Clash overlap (Å)
26:1H:624:C:O5'	26:1H:624:C:H6	2.03	0.42
26:1H:637:A:O5'	40:78:116:GLY:HA3	2.19	0.42
26:1H:1516:U:H2'	26:1H:1517:G:C8	2.54	0.42
26:1H:2061:G:H2'	26:1H:2501:C:O2'	2.19	0.42
26:1H:2121:G:H2'	26:1H:2122:U:O4'	2.18	0.42
29:11:93:ALA:HB3	29:11:105:ILE:HG22	2.00	0.42
32:41:51:ARG:H	32:41:51:ARG:HG3	1.56	0.42
35:61:73:GLU:HG3	35:61:136:VAL:HG23	2.00	0.42
40:78:64:LYS:HD2	59:Q8:12:LYS:HD2	2.00	0.42
41:88:48:GLU:HG3	41:88:48:GLU:O	2.19	0.42
41:88:51:ARG:NH2	41:88:52:VAL:HG23	2.34	0.42
42:98:87:TYR:CD1	42:98:90:ARG:HD2	2.55	0.42
44:B8:105:LEU:HD12	44:B8:105:LEU:HA	1.76	0.42
50:H8:95:PRO:HB2	50:H8:127:LYS:HD3	2.02	0.42
56:N8:3:LYS:HZ3	56:N8:3:LYS:HG3	1.59	0.42
57:O8:11:LEU:HD23	57:O8:26:ASN:HB3	2.01	0.42
1:1G:622:A:C8	1:1G:623:C:C6	3.07	0.42
1:1G:854:G:C2	1:1G:855:G:C8	3.07	0.42
1:1G:891:U:OP2	63:1G:1848:HOH:O	2.22	0.42
1:1G:973:G:H1'	10:1A:55:LYS:CG	2.48	0.42
1:1G:1037:C:H2'	1:1G:1038:C:H6	1.81	0.42
1:1G:1356:G:H2'	1:1G:1357:A:C8	2.54	0.42
10:1A:78:ASN:C	10:1A:80:LYS:H	2.23	0.42
12:3A:15:ARG:HD3	12:3A:15:ARG:HA	1.79	0.42
12:3A:89:ARG:HE	12:3A:89:ARG:HB3	1.65	0.42
14:5A:29:ARG:HG3	14:5A:29:ARG:O	2.20	0.42
19:AA:39:THR:HA	19:AA:70:LYS:HD3	2.00	0.42
26:14:39:C:H2'	26:14:40:C:H6	1.84	0.42
26:14:654(A):A:C2	26:14:654(T):A:N7	2.88	0.42
26:14:740:U:O4'	26:14:1981:A:C4	2.72	0.42
26:14:944:G:H5''	26:14:945:A:O5'	2.20	0.42
26:14:1465:G:C4	26:14:1466:G:C8	3.07	0.42
26:14:1632:A:N7	26:14:1633:G:C6	2.88	0.42
26:14:2068:U:N3	26:14:2430:A:C2	2.79	0.42
26:14:2600:A:H2'	26:14:2601:C:C6	2.55	0.42
26:14:2652:C:N4	26:14:2668:G:H1	2.08	0.42
26:14:2688:U:H5	26:14:2720:U:OP2	2.02	0.42
29:19:231:HIS:ND1	29:19:232:PRO:N	2.68	0.42
31:39:150:GLY:HA2	31:39:172:TRP:CG	2.54	0.42
32:49:5:VAL:HG12	32:49:7:LEU:N	2.23	0.42
32:49:44:GLY:C	32:49:46:ALA:H	2.23	0.42

Continued on next page...

Continued from previous page...

Atom-1	Atom-2	Interatomic distance (Å)	Clash overlap (Å)
32:49:125:PHE:HB3	32:49:166:ASP:CB	2.48	0.42
35:69:92:VAL:HB	35:69:120:ILE:HB	2.01	0.42
40:35:90:ARG:HG3	40:35:91:PHE:N	2.34	0.42
41:45:68:ILE:HD13	41:45:103:MET:HG2	2.01	0.42
49:C5:98:VAL:HG13	49:C5:103:GLY:O	2.19	0.42
50:D5:144:LEU:HD21	50:D5:150:LEU:HB2	2.01	0.42
1:13:468:A:OP1	16:7I:75:ARG:NH2	2.48	0.42
1:13:624:C:H2'	1:13:625:G:C8	2.54	0.42
1:13:843:U:H5''	1:13:848:C:C5	2.54	0.42
1:13:875:C:O2'	8:7E:14:ARG:NH1	2.53	0.42
1:13:914:A:C4	1:13:915:A:C8	3.07	0.42
4:3E:8:VAL:HG11	4:3E:21:LEU:HB2	2.01	0.42
5:4E:10:MET:HE2	5:4E:10:MET:HB2	1.80	0.42
6:5E:21:LEU:HD13	6:5E:21:LEU:HA	1.81	0.42
7:6E:15:ASP:OD1	7:6E:16:LEU:N	2.52	0.42
9:8E:92:TYR:HD1	9:8E:92:TYR:HA	1.73	0.42
12:3I:28:LYS:HB2	12:3I:33:ARG:NH1	2.34	0.42
12:3I:53:ARG:HH12	12:3I:92:ASP:CG	2.21	0.42
13:4I:3:ARG:HE	13:4I:3:ARG:HB2	1.57	0.42
15:6I:3:ILE:HG21	15:6I:34:LEU:HG	2.02	0.42
16:7I:5:ARG:HH21	16:7I:22:THR:CG2	2.32	0.42
26:1H:17:G:H2'	26:1H:18:C:C6	2.55	0.42
26:1H:91:A:H2'	26:1H:92:G:O4'	2.20	0.42
26:1H:469:G:H2'	26:1H:470:A:H5''	2.02	0.42
26:1H:481:G:C4	26:1H:507:A:C2	3.08	0.42
26:1H:851:U:O2	26:1H:928:G:C2	2.73	0.42
26:1H:1259:G:H2'	26:1H:1260:G:H8	1.83	0.42
26:1H:1488:G:C5	26:1H:1489:U:C5	3.07	0.42
26:1H:1811:G:H2'	26:1H:1812:A:O4'	2.19	0.42
26:1H:1899:G:H21	26:1H:1902:C:H5	1.67	0.42
26:1H:2027:G:C5	26:1H:2028:U:C5	3.07	0.42
26:1H:2607:G:H2'	26:1H:2608:G:O4'	2.19	0.42
26:1H:2830:G:C5'	26:1H:2830:G:C8	3.02	0.42
26:1H:2887:U:H2'	26:1H:2888:C:C6	2.55	0.42
29:11:28:GLU:N	29:11:29:PRO:CD	2.83	0.42
29:11:132:PRO:HD3	29:11:190:TYR:CE2	2.55	0.42
29:11:172:TYR:CD1	29:11:186:HIS:HA	2.54	0.42
40:78:60:MET:HA	59:Q8:13:ARG:HH11	1.83	0.42
49:G8:40:GLU:HA	49:G8:41:GLY:HA2	1.66	0.42
1:1G:113:G:H2'	1:1G:114:U:C6	2.54	0.42
1:1G:135:C:O2	16:7A:1:MET:HB3	2.19	0.42

Continued on next page...

Continued from previous page...

Atom-1	Atom-2	Interatomic distance (Å)	Clash overlap (Å)
1:1G:613:C:O5'	1:1G:613:C:H6	2.02	0.42
1:1G:939:G:H5'	7:62:102:ARG:CZ	2.50	0.42
1:1G:991:U:O2	1:1G:993:G:C8	2.73	0.42
1:1G:1055:A:N7	1:1G:1206:G:N2	2.68	0.42
1:1G:1217:C:OP1	14:5A:9:LYS:HD2	2.19	0.42
2:12:87:ARG:HE	2:12:233:SER:CB	2.32	0.42
4:32:187:ARG:NH2	4:32:190:ASP:HB2	2.34	0.42
5:42:101:ILE:O	5:42:120:THR:OG1	2.35	0.42
8:72:12:ARG:NH1	8:72:27:PRO:HD2	2.35	0.42
9:82:86:VAL:HG23	9:82:96:LEU:HD22	2.01	0.42
13:4A:81:LEU:HB3	13:4A:89:GLY:CA	2.49	0.42
18:9A:53:ARG:HH21	18:9A:60:ALA:N	2.17	0.42
26:14:26:G:C6	26:14:27:G:C6	3.08	0.42
26:14:128:C:H2'	26:14:129:C:H6	1.85	0.42
26:14:853:G:H2'	26:14:854:G:H8	1.84	0.42
26:14:878:A:N1	26:14:900:A:N7	2.67	0.42
26:14:2504:U:OP2	63:14:3901:HOH:O	2.21	0.42
26:14:2888:C:H2'	26:14:2889:C:C6	2.55	0.42
30:29:12:THR:C	30:29:23:VAL:HG22	2.40	0.42
41:45:101:ARG:HG3	41:45:102:VAL:N	2.35	0.42
45:85:20:LEU:HD12	45:85:20:LEU:HA	1.89	0.42
46:95:1:MET:HB3	46:95:42:GLY:HA3	2.02	0.42
48:B5:12:VAL:CG2	48:B5:27:THR:HB	2.50	0.42
48:B5:24:GLY:O	48:B5:83:VAL:HG12	2.20	0.42
49:C5:62:GLU:CD	49:C5:63:LYS:H	2.23	0.42
50:D5:111:VAL:H	50:D5:145:GLU:HG2	1.84	0.42
1:13:176:C:H2'	1:13:177:C:H6	1.84	0.42
1:13:437:U:C4	1:13:438:G:C6	3.07	0.42
1:13:452:A:H2'	1:13:453:A:C8	2.55	0.42
1:13:685:G:O2'	1:13:686:U:H5'	2.20	0.42
1:13:866:C:O5'	1:13:866:C:H6	2.02	0.42
1:13:911:U:H2'	1:13:912:C:C6	2.54	0.42
1:13:953:G:H2'	1:13:954:G:O4'	2.19	0.42
1:13:970:C:H42	9:8E:128:ARG:C	2.22	0.42
1:13:1037:C:H2'	1:13:1038:C:H6	1.85	0.42
1:13:1256:A:OP2	3:2E:26:LYS:NZ	2.44	0.42
2:1E:153:ARG:HE	2:1E:153:ARG:HB3	1.62	0.42
4:3E:196:LEU:HD23	4:3E:196:LEU:HA	1.90	0.42
4:3E:196:LEU:C	4:3E:198:VAL:H	2.23	0.42
5:4E:68:GLU:O	5:4E:70:PRO:HD3	2.20	0.42
7:6E:51:GLN:HG2	7:6E:58:PRO:HD3	2.01	0.42

Continued on next page...

Continued from previous page...

Atom-1	Atom-2	Interatomic distance (Å)	Clash overlap (Å)
7:6E:149:ARG:O	7:6E:149:ARG:HG3	2.20	0.42
10:1I:6:ILE:CG2	10:1I:98:ILE:HG23	2.49	0.42
13:4I:50:GLU:H	13:4I:50:GLU:HG2	1.46	0.42
20:BI:50:GLU:HA	20:BI:100:ILE:HB	2.01	0.42
23:2K:73:A:N6	23:2K:74:A:C6	2.88	0.42
26:1H:274:G:N3	26:1H:276:A:N1	2.67	0.42
26:1H:654(O):G:C8	26:1H:654(P):G:C2	3.08	0.42
26:1H:958:U:O2	27:16:89(A):A:H4'	2.20	0.42
26:1H:1034:G:H2'	26:1H:1035:U:O4'	2.18	0.42
26:1H:1278:A:OP1	42:98:36:THR:HG22	2.19	0.42
26:1H:1401:G:H2'	26:1H:1402:C:C6	2.54	0.42
26:1H:1433:U:O2	26:1H:1561:G:C2	2.72	0.42
26:1H:1467:C:N4	26:1H:1525:G:H1	2.13	0.42
26:1H:1683:C:H42	26:1H:1705:G:H1	1.66	0.42
26:1H:1968:G:P	63:1H:3879:HOH:O	2.76	0.42
26:1H:2000:G:C2'	26:1H:2001:A:H5'	2.49	0.42
26:1H:2556:C:H2'	26:1H:2557:G:O4'	2.19	0.42
26:1H:2774:C:OP2	63:1H:3972:HOH:O	2.21	0.42
26:1H:2801:A:H2'	26:1H:2802:G:O4'	2.20	0.42
46:D8:24:LYS:HD3	46:D8:90:PRO:HB2	2.01	0.42
53:K8:7:ARG:O	53:K8:11:GLU:HB2	2.19	0.42
53:K8:14:ARG:HG2	53:K8:63:VAL:CG1	2.50	0.42
53:K8:35:LEU:HD13	53:K8:35:LEU:HA	1.88	0.42
58:P8:23:ARG:CZ	58:P8:23:ARG:HB2	2.49	0.42
1:1G:106:C:C2'	1:1G:107:G:H5'	2.50	0.42
1:1G:424:G:H2'	1:1G:425:G:H8	1.84	0.42
1:1G:536:C:H2'	1:1G:537:G:H8	1.85	0.42
1:1G:1317:C:H5''	1:1G:1318:A:OP2	2.20	0.42
1:1G:1345:U:O5'	63:1G:1847:HOH:O	2.21	0.42
2:12:98:LEU:HD23	2:12:98:LEU:HA	1.71	0.42
4:32:178:VAL:O	4:32:179:GLU:HB3	2.19	0.42
17:8A:81:ARG:CD	17:8A:84:LEU:HD23	2.49	0.42
20:BA:86:ARG:O	20:BA:90:GLN:HB2	2.19	0.42
26:14:218:A:H2	26:14:235:U:H4'	1.82	0.42
26:14:860:U:H1'	26:14:2268:A:H5'	2.02	0.42
26:14:868:U:C4	26:14:869:G:N7	2.87	0.42
26:14:957:A:N1	26:14:2459:A:H8	2.18	0.42
26:14:1133:U:O2	26:14:1137:G:H5''	2.19	0.42
26:14:1471:A:OP2	26:14:1521:G:N1	2.47	0.42
26:14:1504:C:H2'	26:14:1505:C:C6	2.53	0.42
26:14:1614:A:H2	63:14:3721:HOH:O	2.02	0.42

Continued on next page...

Continued from previous page...

Atom-1	Atom-2	Interatomic distance (Å)	Clash overlap (Å)
26:14:2093:G:C6	26:14:2225:A:C8	3.08	0.42
26:14:2114:A:C6	26:14:2119:A:N1	2.88	0.42
26:14:2275:C:O2'	41:45:83:MET:HA	2.20	0.42
26:14:2536:G:C6	26:14:2537:U:C4	3.07	0.42
26:14:2577:A:O4'	56:J5:3:LYS:HB2	2.19	0.42
26:14:2872:G:C4	26:14:2873:A:C2	3.07	0.42
28:79:45:ALA:HA	28:79:211:SER:O	2.18	0.42
29:19:31:LYS:HZ3	29:19:33:LEU:HB3	1.83	0.42
30:29:10:GLY:HA3	44:75:8:LYS:HE2	2.00	0.42
30:29:174:ASP:HB3	30:29:183:LEU:HD22	2.02	0.42
31:39:64:ILE:C	31:39:65:TRP:CD1	2.93	0.42
31:39:107:LYS:HA	31:39:107:LYS:HD3	1.65	0.42
31:39:110:LEU:CD1	31:39:205:ARG:HE	2.33	0.42
31:39:178:PRO:HB2	31:39:201:VAL:HG11	2.01	0.42
40:35:71:VAL:CG1	40:35:72:PRO:HD3	2.50	0.42
40:35:124:LYS:HA	40:35:143:GLY:O	2.19	0.42
45:85:68:ALA:O	45:85:71:GLN:HB2	2.19	0.42
49:C5:31:LEU:HD22	49:C5:34:LYS:HD3	2.00	0.42
1:13:269:C:H2'	1:13:270:A:C8	2.55	0.42
1:13:313:A:C4	1:13:314:C:C5	3.08	0.42
1:13:457:C:O2'	1:13:458:C:H5'	2.19	0.42
1:13:589:C:N4	1:13:650:G:H1	2.18	0.42
2:1E:187:LEU:HD22	2:1E:203:GLY:H	1.84	0.42
4:3E:43:HIS:ND1	4:3E:46:LYS:HE3	2.34	0.42
5:4E:10:MET:HB3	5:4E:32:VAL:HG13	2.01	0.42
6:5E:23:LYS:HB2	6:5E:23:LYS:HZ3	1.84	0.42
7:6E:50:ILE:HB	7:6E:58:PRO:HB3	2.01	0.42
8:7E:121:ASP:O	8:7E:125:ARG:HB2	2.20	0.42
10:1I:49:VAL:CG2	14:5I:41:ARG:HB2	2.45	0.42
10:1I:90:LEU:N	10:1I:91:PRO:HD3	2.35	0.42
12:3I:11:VAL:HG13	17:8I:29:HIS:CD2	2.55	0.42
15:6I:43:LEU:HD12	15:6I:56:LEU:HD13	2.02	0.42
22:1K:8:4SU:H6	22:1K:8:4SU:H5''	2.02	0.42
25:4K:7:G:H2'	25:4K:8:A:N9	2.35	0.42
25:4K:25:A:H4'	25:4K:26:A:OP1	2.20	0.42
26:1H:1332:G:N2	26:1H:1610:A:H8	2.17	0.42
26:1H:1443:G:C2	26:1H:1549:C:N3	2.88	0.42
32:4I:41:GLN:O	32:4I:89:GLY:HA3	2.19	0.42
32:4I:118:ARG:HA	32:4I:118:ARG:HD3	1.91	0.42
42:98:51:LEU:HD23	42:98:51:LEU:HA	1.77	0.42
44:B8:5:ALA:O	44:B8:6:LEU:C	2.58	0.42

Continued on next page...

Continued from previous page...

Atom-1	Atom-2	Interatomic distance (Å)	Clash overlap (Å)
47:E8:86:LEU:HD12	47:E8:87:PRO:HD2	2.01	0.42
50:H8:6:LYS:HE3	50:H8:8:TYR:CE2	2.54	0.42
58:P8:8:ASN:OD1	58:P8:8:ASN:C	2.57	0.42
1:1G:27:G:H2'	1:1G:28:G:O4'	2.19	0.42
1:1G:737:A:H2'	1:1G:738:C:C6	2.54	0.42
1:1G:833:U:H2'	1:1G:834:C:H6	1.85	0.42
1:1G:1170:A:N1	1:1G:1171:G:H1'	2.35	0.42
2:12:95:GLN:HG3	2:12:147:LYS:O	2.20	0.42
8:72:29:SER:O	8:72:32:LYS:HB2	2.19	0.42
20:BA:50:GLU:HA	20:BA:100:ILE:CG2	2.49	0.42
22:1L:8:4SU:H2'	22:1L:8:4SU:O2	2.20	0.42
26:14:89:G:O5'	26:14:90:U:H5''	2.20	0.42
26:14:620:G:H8	26:14:622:G:O6	2.01	0.42
26:14:991:C:N3	26:14:1164:G:C6	2.87	0.42
26:14:1387:C:O2	26:14:1387:C:H2'	2.20	0.42
26:14:1815:A:C5	26:14:1817:G:C6	3.08	0.42
26:14:2018:G:H2'	26:14:2019:A:O4'	2.20	0.42
26:14:2287:A:C2	26:14:2346:A:C2	3.07	0.42
26:14:2331:G:H5'	51:E5:44:ARG:HG3	2.01	0.42
26:14:2506:U:C2	26:14:2585:U:O4	2.73	0.42
26:14:2589:A:OP1	63:14:3902:HOH:O	2.21	0.42
26:14:2638:G:OP2	30:29:82:ARG:NH2	2.53	0.42
26:14:2808:U:H5''	26:14:2891:G:O6	2.19	0.42
27:1J:87:G:H3'	27:1J:88:C:C6	2.55	0.42
30:29:120:TRP:CD1	30:29:155:LYS:HB3	2.55	0.42
40:35:138:LEU:HB3	40:35:144:GLU:OE2	2.19	0.42
53:G5:16:LEU:O	53:G5:21:LEU:HG	2.19	0.42
1:13:52:G:O2'	1:13:53:A:H5'	2.20	0.42
1:13:116:A:H61	1:13:313:A:H1'	1.85	0.42
1:13:130:A:P	17:8I:63:ARG:HH21	2.42	0.42
1:13:133:U:H1'	1:13:230:G:N2	2.35	0.42
1:13:179:A:H2'	1:13:180:U:H6	1.85	0.42
1:13:191:G:H1'	20:BI:105:SER:HA	2.02	0.42
1:13:543:C:P	4:3E:14:ARG:HH21	2.43	0.42
1:13:660:G:C2	1:13:746:A:C2	3.08	0.42
1:13:674:G:H2'	1:13:675:A:H8	1.84	0.42
1:13:773:G:H1	1:13:806:C:H42	1.67	0.42
1:13:835:U:OP2	18:9I:60:ALA:HB3	2.20	0.42
1:13:1157:A:C8	1:13:1181:G:C6	3.07	0.42
1:13:1158:C:C2	1:13:1160:G:C8	3.08	0.42
1:13:1321:C:C5	1:13:1322:C:C2	3.08	0.42

Continued on next page...

Continued from previous page...

Atom-1	Atom-2	Interatomic distance (Å)	Clash overlap (Å)
1:13:1416:G:C6	1:13:1417:G:C5	3.08	0.42
5:4E:87:SER:HB3	5:4E:125:SER:O	2.19	0.42
9:8E:19:LEU:HD23	9:8E:19:LEU:HA	1.87	0.42
12:3I:85:ILE:HG23	12:3I:85:ILE:HD12	1.67	0.42
18:9I:36:ASN:HD22	18:9I:39:VAL:CB	2.33	0.42
26:1H:1127:A:O2'	26:1H:2518:A:OP1	2.31	0.42
26:1H:1142(A):A:C5	26:1H:1144:G:C5	3.08	0.42
26:1H:1682:G:H2'	26:1H:1683:C:C6	2.55	0.42
26:1H:1929:G:H4'	26:1H:1930:G:OP1	2.19	0.42
26:1H:2170:A:H5''	26:1H:2171:A:OP1	2.19	0.42
26:1H:2371:G:O2'	57:O8:45:LYS:HB3	2.19	0.42
26:1H:2402:C:H5	26:1H:2415:G:H22	1.68	0.42
26:1H:2789:C:H1'	26:1H:2892:A:C2	2.45	0.42
27:16:41:U:O4	32:41:72:ARG:HG3	2.19	0.42
32:41:33:ARG:NH1	32:41:162:THR:HG21	2.35	0.42
33:51:13:LYS:HD3	33:51:13:LYS:HA	1.86	0.42
33:51:94:TYR:HE2	33:51:160:LYS:HB2	1.81	0.42
34:28:17:VAL:C	34:28:19:GLU:N	2.72	0.42
38:58:39:ARG:O	38:58:41:ASP:N	2.53	0.42
45:C8:69:CYS:SG	45:C8:79:PHE:CD2	3.04	0.42
46:D8:49:THR:O	46:D8:50:PRO:C	2.58	0.42
48:F8:15:GLU:N	48:F8:15:GLU:OE2	2.50	0.42
49:G8:89:PHE:HD1	49:G8:90:LEU:H	1.66	0.42
51:I8:31:VAL:HG21	51:I8:61:ALA:HB2	2.02	0.42
53:K8:47:ASN:C	53:K8:49:LYS:H	2.22	0.42
57:O8:27:LYS:NZ	57:O8:27:LYS:HB2	2.34	0.42
1:1G:257:G:H2'	1:1G:258:G:C8	2.54	0.42
1:1G:275:G:H5'	17:8A:14:LYS:HB3	2.02	0.42
1:1G:408:A:O5'	1:1G:408:A:H8	2.03	0.42
1:1G:411:A:N6	1:1G:413:G:H21	2.08	0.42
1:1G:562:C:H4'	1:1G:563:A:O5'	2.20	0.42
1:1G:652:U:HO2'	1:1G:653:A:P	2.43	0.42
1:1G:718:G:H1'	11:2A:116:HIS:HA	2.02	0.42
1:1G:731:G:OP1	1:1G:766:A:H1'	2.19	0.42
1:1G:953:G:C6	1:1G:954:G:C5	3.08	0.42
1:1G:1079:G:H5''	5:42:45:PHE:HE2	1.85	0.42
1:1G:1178:G:N2	1:1G:1180:A:H3'	2.35	0.42
1:1G:1304:G:N2	1:1G:1332:A:OP2	2.46	0.42
1:1G:1343:G:H2'	1:1G:1344:C:H6	1.85	0.42
4:32:207:TYR:O	4:32:209:ARG:N	2.53	0.42
7:62:137:LYS:HE3	7:62:137:LYS:HB3	1.76	0.42

Continued on next page...

Continued from previous page...

Atom-1	Atom-2	Interatomic distance (Å)	Clash overlap (Å)
7:62:146:GLU:OE1	11:2A:54:ARG:HG2	2.20	0.42
9:82:48:GLU:O	9:82:51:ARG:N	2.50	0.42
12:3A:28:LYS:HE3	12:3A:33:ARG:NH2	2.35	0.42
17:8A:27:PHE:CZ	17:8A:36:ILE:HD11	2.55	0.42
26:14:43:G:H1'	26:14:438:G:N2	2.35	0.42
26:14:139:G:N2	26:14:1596:A:H4'	2.35	0.42
26:14:601:C:P	31:39:108:LYS:HZ1	2.40	0.42
26:14:881:G:OP2	26:14:881:G:H8	2.03	0.42
26:14:960:A:C8	26:14:962:G:C8	3.07	0.42
26:14:1061:U:H4'	26:14:1070:A:H1'	2.01	0.42
26:14:1113:U:H5'	33:59:2:SER:N	2.34	0.42
26:14:1138:G:H21	38:15:106:MET:CE	2.33	0.42
26:14:1833:U:O2'	26:14:1969:A:N1	2.38	0.42
26:14:2210:G:H5'	26:14:2211:G:C6	2.55	0.42
26:14:2688:U:H1'	26:14:2721:A:N6	2.34	0.42
26:14:2867:G:OP2	44:75:119:LYS:NZ	2.39	0.42
28:79:213:TYR:CE1	28:79:221:SER:HB2	2.55	0.42
29:19:222:ARG:HH11	29:19:222:ARG:HD2	1.72	0.42
35:69:14:ASP:O	35:69:17:GLN:HB2	2.20	0.42
39:25:49:ARG:HA	39:25:53:LYS:NZ	2.35	0.42
42:55:29:LEU:HD12	42:55:29:LEU:HA	1.77	0.42
43:65:21:THR:C	43:65:23:ARG:N	2.73	0.42
47:A5:28:SER:HA	47:A5:70:TYR:HA	2.02	0.42
50:D5:128:VAL:HG22	50:D5:129:SER:O	2.20	0.42
53:G5:62:THR:O	53:G5:65:ASN:HB2	2.19	0.42
54:H5:4:LEU:HD11	54:H5:39:ASP:OD1	2.20	0.42
1:13:352:C:P	63:13:1978:HOH:O	2.78	0.42
1:13:352:C:O2'	1:13:354:G:OP1	2.33	0.42
1:13:417:C:H42	1:13:426:G:H1	1.68	0.42
1:13:711:G:O2'	1:13:712:A:H5'	2.20	0.42
1:13:1269:A:H2	1:13:1312:G:N3	2.17	0.42
6:5E:24:GLU:HA	6:5E:27:GLN:HG2	2.02	0.42
7:6E:120:ILE:O	7:6E:124:LEU:HB2	2.19	0.42
9:8E:7:THR:O	9:8E:83:ARG:HD2	2.20	0.42
16:7I:20:VAL:HG21	16:7I:32:TYR:CD2	2.55	0.42
16:7I:57:ARG:O	16:7I:61:SER:N	2.46	0.42
22:1K:77:A:HO3'	26:1H:2585:U:H5	1.65	0.42
26:1H:43:G:H2'	26:1H:44:A:O4'	2.20	0.42
26:1H:493:G:H2'	26:1H:494:G:O4'	2.20	0.42
26:1H:628:G:H2'	26:1H:629:G:C8	2.54	0.42
26:1H:761:A:C5	63:1H:3936:HOH:O	2.71	0.42

Continued on next page...

Continued from previous page...

Atom-1	Atom-2	Interatomic distance (Å)	Clash overlap (Å)
26:1H:1080:A:C2	37:48:126:MET:HG3	2.53	0.42
26:1H:1309:G:OP1	58:P8:9:ARG:HG3	2.19	0.42
26:1H:1426:G:H2'	26:1H:1427:A:C8	2.54	0.42
26:1H:1726:G:C6	26:1H:1727:U:C4	3.08	0.42
26:1H:2031:A:C6	26:1H:2498:C:H1'	2.55	0.42
26:1H:2160:G:N7	26:1H:2161:C:H1'	2.35	0.42
26:1H:2171:A:H2'	26:1H:2172:U:H6	1.84	0.42
26:1H:2392:A:H2	26:1H:2424:C:H42	1.68	0.42
26:1H:2776:A:H4'	26:1H:2777:G:H5''	2.01	0.42
28:71:10:LEU:HD21	28:71:34:THR:OG1	2.20	0.42
29:11:38:LYS:NZ	29:11:38:LYS:N	2.67	0.42
31:31:20:LEU:HD12	31:31:21:ALA:N	2.35	0.42
33:51:4:ILE:HG12	33:51:6:ARG:HD3	2.01	0.42
33:51:27:LYS:HA	33:51:32:GLU:HA	2.02	0.42
37:48:76:TYR:C	37:48:78:ILE:H	2.22	0.42
44:B8:105:LEU:O	44:B8:107:ASP:OD1	2.38	0.42
46:D8:6:LYS:O	46:D8:6:LYS:HG3	2.19	0.42
48:F8:37:THR:O	48:F8:40:LYS:HB3	2.20	0.42
49:G8:3:VAL:HG12	49:G8:4:LYS:H	1.85	0.42
57:O8:41:PRO:CD	57:O8:47:THR:H	2.33	0.42
58:P8:30:VAL:O	58:P8:34:ARG:HG3	2.20	0.42
1:1G:750:G:C2	15:6A:23:GLY:HA3	2.55	0.42
1:1G:785:G:O6	63:1G:1846:HOH:O	2.21	0.42
1:1G:960:U:H4'	1:1G:961:U:H5'	2.02	0.42
1:1G:1011:G:C2	1:1G:1019:C:O2	2.73	0.42
1:1G:1206:G:H5''	3:22:190:ARG:HH22	1.83	0.42
1:1G:1250:A:C2	1:1G:1287:A:C6	3.07	0.42
4:32:108:LEU:HD21	4:32:183:GLY:HA3	2.02	0.42
9:82:26:VAL:HG22	9:82:61:ALA:H	1.84	0.42
12:3A:83:VAL:CG2	12:3A:100:ILE:HD12	2.49	0.42
13:4A:29:ARG:HD3	13:4A:64:TRP:CZ2	2.54	0.42
23:2L:73:A:C6	23:2L:74:A:C6	3.07	0.42
26:14:571:A:H5'	26:14:2030:A:N7	2.34	0.42
26:14:1444(A):A:HO2'	26:14:1445:C:P	2.43	0.42
26:14:1550:C:OP1	26:14:1727:U:O2'	2.21	0.42
26:14:2360:A:OP1	59:M5:50:LEU:HB2	2.20	0.42
26:14:2370:G:C6	26:14:2371:G:C6	3.07	0.42
26:14:2795:G:H21	26:14:2802:G:N2	2.18	0.42
26:14:2855:C:H2'	26:14:2856:C:H6	1.84	0.42
26:14:2885:C:H5''	26:14:2886:G:OP2	2.20	0.42
27:1J:88:C:H4'	27:1J:89:G:OP2	2.18	0.42

Continued on next page...

Continued from previous page...

Atom-1	Atom-2	Interatomic distance (Å)	Clash overlap (Å)
28:79:64:LEU:HD12	28:79:175:VAL:HA	2.02	0.42
29:19:146:GLU:CB	29:19:189:CYS:HB3	2.49	0.42
29:19:254:THR:N	29:19:255:LYS:HZ2	2.18	0.42
30:29:52:LEU:O	30:29:75:VAL:HG23	2.20	0.42
31:39:34:TRP:CE3	40:35:8:PRO:HB3	2.54	0.42
45:85:92:ARG:NH1	46:95:11:GLN:O	2.53	0.42
49:C5:17:SER:HB2	49:C5:71:LYS:HE2	2.01	0.42
1:13:277:C:P	17:8I:68:ARG:HH12	2.43	0.42
1:13:440:A:H5''	1:13:442:C:OP2	2.20	0.42
1:13:710:G:H5''	6:5E:54:LYS:NZ	2.35	0.42
1:13:1176:A:N6	1:13:1177:G:C5	2.87	0.42
1:13:1179:A:H8	1:13:1179:A:O5'	2.02	0.42
1:13:1460:A:H2'	1:13:1461:G:O4'	2.19	0.42
1:13:1486:G:H2'	1:13:1487:G:C1'	2.49	0.42
7:6E:16:LEU:HD21	9:8E:45:ALA:HB2	2.02	0.42
7:6E:70:LYS:HE2	7:6E:97:GLN:HA	2.02	0.42
12:3I:77:LEU:HD21	12:3I:107:ALA:HA	2.01	0.42
12:3I:91:LYS:O	12:3I:91:LYS:HG3	2.19	0.42
17:8I:41:LYS:HD2	17:8I:88:TYR:HE2	1.85	0.42
23:2K:48:U:HO2'	23:2K:49:C:P	2.39	0.42
26:1H:57:C:H2'	26:1H:58:G:O4'	2.20	0.42
26:1H:185:U:H4'	26:1H:218:A:H4'	2.02	0.42
26:1H:545:G:H2'	26:1H:546:C:H5''	2.02	0.42
26:1H:823:G:H2'	26:1H:824:A:C8	2.54	0.42
26:1H:1332:G:H21	26:1H:1610:A:H8	1.66	0.42
26:1H:1581:G:C6	26:1H:1582:C:C4	3.07	0.42
26:1H:1935:G:H1'	26:1H:1964:G:N2	2.35	0.42
26:1H:2030:A:H4'	26:1H:2031:A:C8	2.55	0.42
26:1H:2314:C:H5''	32:41:38:VAL:HG11	2.00	0.42
26:1H:2456:C:O5'	26:1H:2456:C:H6	2.03	0.42
26:1H:2751:G:C8	26:1H:2751:G:OP1	2.73	0.42
28:71:13:LYS:HD2	28:71:13:LYS:HA	1.78	0.42
28:71:58:VAL:N	28:71:165:ASN:OD1	2.51	0.42
31:31:65:TRP:CH2	31:31:72:ARG:HD2	2.55	0.42
31:31:93:LYS:HD2	31:31:93:LYS:HA	1.86	0.42
33:51:52:VAL:O	33:51:65:HIS:NE2	2.49	0.42
33:51:71:LEU:HD12	33:51:71:LEU:HA	1.87	0.42
41:88:21:THR:HG21	41:88:101:ARG:N	2.34	0.42
43:A8:5:THR:O	43:A8:8:GLU:HG3	2.19	0.42
53:K8:41:ILE:CG2	53:K8:44:LEU:HB2	2.49	0.42
59:Q8:31:HIS:O	59:Q8:36:LYS:NZ	2.52	0.42

Continued on next page...

Continued from previous page...

Atom-1	Atom-2	Interatomic distance (Å)	Clash overlap (Å)
1:1G:442:C:H2'	1:1G:443:C:C6	2.55	0.42
1:1G:1090:U:H4'	1:1G:1170:A:C2	2.54	0.42
1:1G:1162:C:N3	1:1G:1175:G:C2	2.88	0.42
1:1G:1256:A:H62	1:1G:1277:C:H3'	1.84	0.42
11:2A:69:ALA:O	11:2A:73:MET:HG3	2.19	0.42
22:1L:9:A:H2	22:1L:24:A:N6	2.13	0.42
24:3L:51:G:H1	24:3L:65:C:N4	2.17	0.42
26:14:28:A:C5	26:14:29:U:C5	3.08	0.42
26:14:252:G:P	40:35:50:ARG:HH21	2.43	0.42
26:14:270(P):C:H2'	26:14:270(Q):C:C6	2.54	0.42
26:14:442:G:C6	26:14:444:C:C4	3.07	0.42
26:14:1144:G:C6	26:14:1145:C:C4	3.08	0.42
26:14:1160:G:C6	26:14:1161:C:C4	3.08	0.42
26:14:1449(A):G:H2'	26:14:1450:C:C6	2.54	0.42
26:14:1491:G:O2'	26:14:1492:G:H5'	2.20	0.42
26:14:2318:G:N2	43:65:3:ARG:HB2	2.35	0.42
26:14:2425:A:H4'	26:14:2426:A:C5'	2.49	0.42
26:14:2563:U:O2	26:14:2565:A:H8	2.02	0.42
26:14:2599:G:OP2	29:19:236:GLY:N	2.52	0.42
26:14:2640:G:H1	26:14:2774:C:H42	1.68	0.42
26:14:2751:G:N2	33:59:2:SER:HB3	2.30	0.42
27:1J:76:G:H5''	50:D5:15:PRO:HG2	2.01	0.42
29:19:44:ASN:C	29:19:44:ASN:HD22	2.21	0.42
31:39:36:VAL:O	31:39:40:GLN:HB2	2.20	0.42
31:39:51:THR:HG23	31:39:92:PRO:HG2	2.02	0.42
40:35:138:LEU:HD22	40:35:138:LEU:HA	1.85	0.42
43:65:16:ASN:C	43:65:18:ILE:N	2.73	0.42
44:75:53:ARG:HH12	44:75:60:THR:HG23	1.84	0.42
50:D5:109:ALA:O	50:D5:110:GLY:O	2.38	0.42
1:13:158:G:C5	1:13:159:G:N7	2.88	0.41
1:13:181:G:N2	1:13:183:G:H22	2.19	0.41
1:13:237:C:H5''	17:8I:25:ARG:CZ	2.50	0.41
1:13:444:C:H2'	1:13:445:G:C8	2.54	0.41
1:13:948:C:OP1	13:4I:109:THR:OG1	2.38	0.41
1:13:1320:C:OP1	19:AI:70:LYS:HE3	2.20	0.41
1:13:1336:C:H1'	1:13:1337:G:C6	2.55	0.41
1:13:1346:A:C4	7:6E:10:ARG:NH2	2.88	0.41
5:4E:20:GLN:HG2	5:4E:21:ALA:H	1.85	0.41
7:6E:77:SER:OG	7:6E:84:ASN:OD1	2.30	0.41
7:6E:154:TYR:HD1	7:6E:154:TYR:HA	1.57	0.41
9:8E:25:LYS:HE2	9:8E:60:ASP:HB3	2.01	0.41

Continued on next page...

Continued from previous page...

Atom-1	Atom-2	Interatomic distance (Å)	Clash overlap (Å)
9:8E:59:PHE:CZ	9:8E:88:TYR:CE2	3.08	0.41
12:3I:89:ARG:HD2	12:3I:91:LYS:HA	2.02	0.41
26:1H:24:G:C6	26:1H:25:U:C4	3.08	0.41
26:1H:49:A:H5''	26:1H:51:G:O4'	2.20	0.41
26:1H:218:A:H2	26:1H:235:U:H4'	1.85	0.41
26:1H:412:A:H3'	26:1H:413:C:C6	2.55	0.41
26:1H:618:G:H2'	26:1H:618(A):C:O4'	2.20	0.41
26:1H:996:A:OP2	45:C8:94:ASN:ND2	2.51	0.41
26:1H:1144:G:C6	26:1H:1145:C:N4	2.87	0.41
26:1H:1177:A:H4'	26:1H:1178:C:O5'	2.18	0.41
26:1H:1284:A:H2'	26:1H:1285:G:O4'	2.20	0.41
26:1H:1322:A:OP1	47:E8:11:ARG:HG3	2.20	0.41
26:1H:1354:A:H2'	26:1H:1355:G:O4'	2.20	0.41
26:1H:1501:C:O4'	29:11:100:GLY:HA2	2.20	0.41
26:1H:1535:U:C6	26:1H:1537:C:N3	2.88	0.41
26:1H:1680:U:C4	26:1H:1681:G:C6	3.08	0.41
26:1H:2169:A:C8	26:1H:2170:A:N7	2.88	0.41
26:1H:2630:G:H2'	26:1H:2631:G:C8	2.53	0.41
26:1H:2712:U:H1'	26:1H:2712(A):A:C8	2.55	0.41
26:1H:2751:G:H8	26:1H:2751:G:P	2.43	0.41
29:11:31:LYS:HB3	29:11:34:VAL:HG22	2.02	0.41
30:21:117:MET:O	30:21:118:LYS:HB3	2.20	0.41
35:61:60:GLU:HB3	35:61:61:ARG:NH2	2.34	0.41
40:78:15:ARG:O	40:78:16:ARG:C	2.59	0.41
42:98:104:ARG:HD2	42:98:107:ASP:OD2	2.20	0.41
43:A8:48:LEU:HD23	43:A8:82:ILE:HD11	2.02	0.41
44:B8:88:ILE:HD13	44:B8:91:ARG:NE	2.35	0.41
45:C8:110:VAL:O	45:C8:114:LYS:HG3	2.20	0.41
52:J8:58:ILE:CG1	52:J8:87:PRO:HD3	2.50	0.41
55:M8:13:ARG:O	55:M8:30:GLU:HA	2.20	0.41
1:1G:160:A:H1'	1:1G:344:A:C5	2.55	0.41
1:1G:625:G:H4'	16:7A:16:HIS:CG	2.55	0.41
1:1G:1205:U:H4'	3:22:195:VAL:HG13	2.02	0.41
1:1G:1213:A:C6	1:1G:1215:G:C4	3.08	0.41
1:1G:1321:C:C3'	1:1G:1322:C:H5''	2.48	0.41
1:1G:1368:G:C5'	9:82:112:LYS:HB3	2.50	0.41
2:12:22:LYS:HA	2:12:24:TRP:HD1	1.82	0.41
3:22:134:ILE:HD12	3:22:151:VAL:HG11	2.02	0.41
4:32:31:CYS:O	4:32:32:ALA:HB3	2.20	0.41
5:42:13:ILE:HA	5:42:29:GLY:O	2.20	0.41
10:1A:89:ASP:C	10:1A:91:PRO:HD3	2.40	0.41

Continued on next page...

Continued from previous page...

Atom-1	Atom-2	Interatomic distance (Å)	Clash overlap (Å)
12:3A:32:PHE:HB3	12:3A:84:LEU:HD21	2.02	0.41
14:5A:29:ARG:HD3	14:5A:40:CYS:SG	2.60	0.41
26:14:2:G:H21	26:14:3:U:H5	1.68	0.41
26:14:312:G:H2'	26:14:312:G:N3	2.35	0.41
26:14:922:U:H2'	26:14:923:C:C6	2.55	0.41
26:14:923:C:H2'	26:14:924:C:C6	2.55	0.41
26:14:1176:G:H2'	26:14:1177:A:N3	2.35	0.41
26:14:1239:G:N7	63:14:3826:HOH:O	2.52	0.41
26:14:1783:A:H5'	26:14:2608:G:H4'	2.02	0.41
26:14:2875:C:C4'	44:75:5:ALA:HB2	2.49	0.41
27:1J:73:A:OP2	63:1J:302:HOH:O	2.22	0.41
29:19:85:ASP:HB2	29:19:92:ILE:HG12	2.01	0.41
33:59:6:ARG:CB	33:59:66:GLY:HA2	2.47	0.41
38:15:135:PRO:O	38:15:137:LYS:HE2	2.19	0.41
39:25:88:ASN:O	39:25:90:GLN:N	2.52	0.41
40:35:80:TYR:CE1	40:35:111:ARG:HB2	2.54	0.41
41:45:41:TRP:HB3	41:45:94:VAL:HB	2.01	0.41
49:C5:15:VAL:HG12	49:C5:72:VAL:HG12	2.01	0.41
53:G5:63:VAL:HA	53:G5:66:GLU:OE1	2.20	0.41
59:M5:14:VAL:CG1	59:M5:22:VAL:HG13	2.50	0.41
1:13:158:G:C4	1:13:159:G:C8	3.08	0.41
1:13:522:C:H2'	1:13:523:A:O4'	2.21	0.41
1:13:920:U:H2'	1:13:921:U:C6	2.54	0.41
1:13:1028:C:O2	1:13:1028:C:H2'	2.19	0.41
1:13:1049:U:O2'	14:5I:2:ALA:HB3	2.20	0.41
1:13:1178:G:H21	1:13:1181:G:H8	1.63	0.41
1:13:1289:A:C8	1:13:1290:G:C8	3.08	0.41
1:13:1313:U:H5	19:AI:4:SER:HB3	1.85	0.41
2:1E:115:LEU:HD13	2:1E:145:LEU:HB2	2.01	0.41
4:3E:104:VAL:O	4:3E:107:ARG:N	2.53	0.41
5:4E:110:LEU:CD1	5:4E:118:ILE:HG21	2.51	0.41
6:5E:82:ARG:HE	6:5E:82:ARG:HB3	1.52	0.41
15:6I:69:TYR:CE1	15:6I:73:GLU:HG3	2.55	0.41
17:8I:9:VAL:O	17:8I:21:VAL:HA	2.20	0.41
24:3K:6:U:H3	24:3K:68:G:H22	1.66	0.41
24:3K:10:G:C6	24:3K:11:C:N4	2.88	0.41
26:1H:307:G:H21	26:1H:330:A:N6	2.18	0.41
26:1H:754:C:H2'	26:1H:755:C:H6	1.85	0.41
26:1H:758:C:O2'	26:1H:1981:A:N3	2.47	0.41
26:1H:884:C:O2'	26:1H:885:C:OP1	2.31	0.41
26:1H:1144:G:C6	26:1H:1145:C:C4	3.08	0.41

Continued on next page...

Continued from previous page...

Atom-1	Atom-2	Interatomic distance (Å)	Clash overlap (Å)
26:1H:1164:G:C2	26:1H:1165:U:C2	3.08	0.41
26:1H:1268:A:C2	26:1H:2013:A:C4	3.08	0.41
26:1H:1449(A):G:H2'	26:1H:1450:C:C6	2.54	0.41
26:1H:2210:G:H3'	26:1H:2211:G:N7	2.34	0.41
26:1H:2515:C:O2	26:1H:2570:G:C2	2.74	0.41
29:11:61:LEU:HA	29:11:61:LEU:HD13	1.68	0.41
29:11:98:VAL:C	29:11:100:GLY:H	2.24	0.41
33:51:83:TYR:CB	33:51:135:GLY:H	2.32	0.41
43:A8:26:LEU:O	43:A8:26:LEU:HD23	2.19	0.41
50:H8:6:LYS:HE3	50:H8:8:TYR:HE2	1.84	0.41
51:I8:67:VAL:HG12	51:I8:81:VAL:HG22	2.02	0.41
1:1G:66:G:C2	1:1G:67:C:C6	3.08	0.41
1:1G:413:G:O2'	1:1G:428:G:N2	2.53	0.41
1:1G:572:A:H5'	63:1G:1810:HOH:O	2.20	0.41
1:1G:739:C:OP1	15:6A:2:PRO:HD3	2.20	0.41
1:1G:1126:U:C5	1:1G:1281:U:C6	3.08	0.41
1:1G:1127:G:O2'	1:1G:1128:C:H5'	2.20	0.41
3:22:9:GLY:HA3	14:5A:49:HIS:HA	2.03	0.41
13:4A:56:LEU:HD23	13:4A:56:LEU:HA	1.78	0.41
20:BA:75:ASN:O	20:BA:79:ARG:HB2	2.19	0.41
20:BA:92:LEU:HA	20:BA:92:LEU:HD23	1.79	0.41
26:14:142:G:H5''	26:14:1598:C:O2'	2.19	0.41
26:14:374:A:C2	26:14:401:A:C4	3.08	0.41
26:14:495:G:N3	47:A5:61:ASN:ND2	2.67	0.41
26:14:654(C):G:H22	26:14:654(R):C:C1'	2.27	0.41
26:14:853:G:H2'	26:14:854:G:C8	2.54	0.41
26:14:992:C:OP1	45:85:47:TYR:OH	2.35	0.41
26:14:1291:C:H2'	26:14:1292:U:C6	2.56	0.41
26:14:1337:G:H2'	26:14:1338:G:C8	2.52	0.41
26:14:2130:U:O2'	26:14:2158:A:N6	2.53	0.41
26:14:2459:A:C5	26:14:2460:U:C5	3.09	0.41
29:19:43:ARG:N	29:19:43:ARG:CD	2.83	0.41
29:19:246:PRO:HD2	29:19:255:LYS:HD3	2.02	0.41
35:69:82:ARG:O	35:69:89:TYR:HD2	2.03	0.41
40:35:1:MET:HB2	40:35:5:ASP:OD2	2.19	0.41
44:75:121:ILE:O	44:75:124:ASP:HB2	2.20	0.41
45:85:86:ALA:HB2	45:85:116:ALA:HB3	2.02	0.41
1:13:134:A:H61	16:7I:25:ARG:NH1	2.18	0.41
1:13:408:A:H2'	1:13:409:G:O4'	2.20	0.41
1:13:467:G:H3'	1:13:467:G:OP2	2.19	0.41
1:13:713:G:H2'	1:13:714:G:C8	2.55	0.41

Continued on next page...

Continued from previous page...

Atom-1	Atom-2	Interatomic distance (Å)	Clash overlap (Å)
1:13:824:C:H4'	8:7E:1:MET:HB2	2.01	0.41
1:13:924:C:O2'	1:13:1502:A:N6	2.53	0.41
1:13:1100:C:H3'	63:13:2235:HOH:O	2.19	0.41
1:13:1157:A:O2'	1:13:1158:C:H5''	2.20	0.41
4:3E:162:LEU:HA	4:3E:165:MET:CB	2.50	0.41
7:6E:35:LYS:H	7:6E:35:LYS:HG3	1.68	0.41
8:7E:80:ILE:H	8:7E:80:ILE:HG12	1.54	0.41
10:1I:19:SER:O	10:1I:23:ILE:HG13	2.21	0.41
10:1I:47:PHE:CE1	14:5I:37:PHE:HE2	2.39	0.41
12:3I:8:ASN:HA	12:3I:11:VAL:HG23	2.02	0.41
15:6I:57:LEU:HA	15:6I:57:LEU:HD23	1.85	0.41
22:1K:35:I:H8	22:1K:35:I:OP1	2.03	0.41
26:1H:500:G:H22	26:1H:502:A:H3'	1.86	0.41
26:1H:918:A:O2'	27:16:96:G:N2	2.50	0.41
26:1H:1174:A:C8	26:1H:1175:U:H4'	2.55	0.41
26:1H:1182:A:H2'	26:1H:1183:G:O4'	2.20	0.41
26:1H:1263:U:C4	26:1H:1264:G:C6	3.07	0.41
26:1H:1437:C:C2	26:1H:1438:U:C5	3.08	0.41
26:1H:1696:G:C6	26:1H:1697:G:C4	3.08	0.41
26:1H:2114:A:N1	26:1H:2171:A:H2	2.17	0.41
26:1H:2505:G:H2'	26:1H:2576:G:O6	2.20	0.41
26:1H:2725:A:C4	26:1H:2727:G:C8	3.08	0.41
28:7I:41:VAL:HG22	28:7I:216:THR:HG22	2.02	0.41
31:3I:34:TRP:CA	40:78:6:LEU:HD12	2.50	0.41
33:5I:54:ARG:HH21	33:5I:62:LYS:HG2	1.85	0.41
33:5I:141:VAL:H	33:5I:141:VAL:HG23	1.59	0.41
33:5I:167:GLU:N	33:5I:167:GLU:CD	2.72	0.41
35:6I:75:LEU:HD11	35:6I:105:HIS:ND1	2.35	0.41
36:38:26:LEU:HA	36:38:112:LEU:HA	2.02	0.41
41:88:2:LEU:HB3	41:88:69:PHE:CE1	2.55	0.41
48:F8:68:ARG:O	48:F8:68:ARG:HG3	2.19	0.41
49:G8:19:LYS:HE2	49:G8:19:LYS:HB3	1.60	0.41
51:I8:23:VAL:HG13	51:I8:38:VAL:CG2	2.50	0.41
55:M8:14:ILE:HG22	55:M8:21:VAL:HB	2.01	0.41
1:1G:277:C:OP1	17:8A:41:LYS:HE3	2.21	0.41
1:1G:396:G:O2'	1:1G:398:C:OP1	2.17	0.41
1:1G:426:G:OP1	4:32:36:ARG:NH2	2.49	0.41
1:1G:596:C:H2'	1:1G:597:G:H8	1.85	0.41
1:1G:984:C:H2'	1:1G:985:C:H6	1.84	0.41
1:1G:1004:A:C2	1:1G:1024:G:C8	3.08	0.41
1:1G:1055:A:H5''	1:1G:1056:U:OP2	2.19	0.41

Continued on next page...

Continued from previous page...

Atom-1	Atom-2	Interatomic distance (Å)	Clash overlap (Å)
1:1G:1133:G:C2	1:1G:1134:G:C4	3.08	0.41
1:1G:1414:U:H2'	1:1G:1415:G:H8	1.83	0.41
1:1G:1453:G:H2'	20:BA:39:LYS:NZ	2.35	0.41
1:1G:1465:C:H2'	1:1G:1466:C:O4'	2.21	0.41
5:42:148:VAL:HG13	5:42:152:ARG:HE	1.84	0.41
7:62:62:PHE:HD1	7:62:124:LEU:HD21	1.85	0.41
7:62:142:GLU:OE1	7:62:142:GLU:N	2.53	0.41
9:82:22:GLY:HA3	9:82:60:ASP:OD2	2.20	0.41
11:2A:109:VAL:HG12	18:9A:86:VAL:HG22	2.03	0.41
19:AA:14:HIS:CE1	19:AA:15:LEU:HG	2.54	0.41
26:14:142:G:H2'	26:14:143:C:C6	2.55	0.41
26:14:282:A:C6	26:14:284:U:C2	3.08	0.41
26:14:533:G:H2'	26:14:534:U:O4'	2.20	0.41
26:14:860:U:C2	26:14:2268:A:C8	3.08	0.41
26:14:1252:G:C1'	45:85:33:ARG:HH11	2.33	0.41
26:14:1425:G:O2'	26:14:1426:G:H5'	2.19	0.41
26:14:1447:G:H1'	26:14:1545(A):A:H1'	2.03	0.41
26:14:1461:G:H2'	26:14:1462:C:C6	2.56	0.41
26:14:1636:C:P	63:14:4124:HOH:O	2.78	0.41
26:14:1814:G:C6	26:14:1815:A:C6	3.08	0.41
26:14:2028:U:H2'	26:14:2029:G:O4'	2.20	0.41
26:14:2057:A:H2'	26:14:2058:A:C8	2.56	0.41
26:14:2392:A:C8	40:35:61:ARG:HD2	2.55	0.41
26:14:2652:C:N4	26:14:2668:G:H22	2.18	0.41
27:1J:1:U:C4	27:1J:2:C:N4	2.87	0.41
27:1J:72:G:O2'	27:1J:104:A:N6	2.52	0.41
27:1J:115:G:H8	27:1J:115:G:OP2	2.03	0.41
28:79:213:TYR:OH	28:79:223:ARG:NH1	2.53	0.41
29:19:37:LEU:N	29:19:37:LEU:HD12	2.35	0.41
30:29:7:VAL:HG12	30:29:8:LYS:N	2.35	0.41
30:29:65:GLY:N	30:29:73:GLU:OE2	2.54	0.41
31:39:52:LYS:HA	31:39:56:GLU:OE2	2.21	0.41
31:39:164:ARG:HA	31:39:175:THR:OG1	2.21	0.41
32:49:117:PHE:CG	32:49:117:PHE:O	2.69	0.41
38:15:96:GLU:H	38:15:96:GLU:CD	2.21	0.41
59:M5:22:VAL:HG11	59:M5:58:ILE:HG12	2.02	0.41
1:13:672:U:H2'	1:13:673:G:C8	2.55	0.41
1:13:919:A:O2'	1:13:920:U:H5'	2.20	0.41
1:13:965:A:C2	1:13:969:A:C2	3.07	0.41
1:13:1148:U:H2'	1:13:1149:C:O4'	2.21	0.41
1:13:1286:A:H8	1:13:1287:A:H4'	1.83	0.41

Continued on next page...

Continued from previous page...

Atom-1	Atom-2	Interatomic distance (Å)	Clash overlap (Å)
11:2I:50:TYR:CD2	11:2I:54:ARG:HB2	2.56	0.41
11:2I:77:MET:HE2	11:2I:77:MET:HB2	2.00	0.41
16:7I:36:ILE:O	16:7I:36:ILE:HG13	2.20	0.41
23:2K:52:C:H2'	23:2K:53:G:O4'	2.20	0.41
26:1H:182:A:H2'	26:1H:183:C:C6	2.56	0.41
26:1H:280:C:C2	26:1H:361:G:N2	2.88	0.41
26:1H:1063:G:H21	37:48:91:PRO:HG3	1.84	0.41
26:1H:1319:G:C6	26:1H:1320:C:N4	2.88	0.41
26:1H:1818:U:O4	29:11:154:LYS:HE3	2.21	0.41
26:1H:2243:U:H2'	26:1H:2244:U:C6	2.55	0.41
26:1H:2590:A:H2'	26:1H:2591:C:C6	2.54	0.41
34:18:20:LEU:C	34:18:24:ILE:HG22	2.40	0.41
38:58:128:HIS:HB2	38:58:129:PRO:HD2	2.02	0.41
42:98:87:TYR:HD1	42:98:90:ARG:HD2	1.86	0.41
44:B8:95:ARG:HA	44:B8:95:ARG:HD2	1.83	0.41
47:E8:16:LYS:O	47:E8:19:LEU:HB2	2.21	0.41
49:G8:88:LYS:HB2	49:G8:88:LYS:HZ2	1.85	0.41
50:H8:44:PHE:CE2	50:H8:86:VAL:HG11	2.56	0.41
1:1G:111:G:O6	1:1G:330:C:N4	2.53	0.41
1:1G:637:G:H2'	1:1G:638:G:C8	2.56	0.41
1:1G:669:U:H2'	1:1G:670:G:H8	1.85	0.41
1:1G:685:G:N2	1:1G:686:U:C4	2.89	0.41
1:1G:800:G:H8	1:1G:800:G:O5'	2.03	0.41
1:1G:838:G:H1	1:1G:842:C:H1'	1.85	0.41
1:1G:1342:C:H2'	1:1G:1343:G:C8	2.55	0.41
2:12:17:PHE:CZ	2:12:44:LEU:HA	2.56	0.41
2:12:97:TRP:CZ2	2:12:101:MET:HB2	2.53	0.41
3:22:47:LEU:HA	3:22:47:LEU:HD12	1.86	0.41
4:32:31:CYS:HB2	4:32:33:MET:N	2.35	0.41
4:32:177:ASP:HB3	4:32:182:LYS:HG3	2.03	0.41
12:3A:84:LEU:HB3	12:3A:104:VAL:HG21	2.02	0.41
22:1L:6:C:N3	22:1L:68:G:N2	2.51	0.41
26:14:370:G:H4'	26:14:371:A:OP2	2.19	0.41
26:14:565:C:H4'	26:14:1253:A:C6	2.55	0.41
26:14:813:U:H2'	26:14:814:C:C6	2.56	0.41
26:14:1000:A:C6	26:14:1001:A:C6	3.08	0.41
26:14:1709:U:H2'	26:14:1710:C:C6	2.56	0.41
26:14:1992:G:C8	26:14:1992:G:O5'	2.74	0.41
27:1J:87:G:H3'	27:1J:88:C:H6	1.84	0.41
29:19:132:PRO:HD3	29:19:190:TYR:CZ	2.54	0.41
31:39:34:TRP:CE2	40:35:8:PRO:HD3	2.55	0.41

Continued on next page...

Continued from previous page...

Atom-1	Atom-2	Interatomic distance (Å)	Clash overlap (Å)
32:49:60:LEU:HD13	32:49:68:PRO:CB	2.50	0.41
35:69:27:ARG:HB2	52:F5:71:TYR:OH	2.20	0.41
39:25:120:GLU:OE2	39:25:122:LEU:HD21	2.19	0.41
40:35:57:THR:O	40:35:59:LEU:N	2.53	0.41
40:35:71:VAL:HG12	40:35:72:PRO:HD3	2.02	0.41
40:35:122:PRO:CB	40:35:141:ALA:HB1	2.51	0.41
42:55:79:LEU:O	42:55:79:LEU:HD22	2.20	0.41
44:75:23:ARG:HB2	44:75:24:PRO:HD2	2.02	0.41
45:85:91:ASP:OD1	45:85:96:ALA:HB2	2.21	0.41
46:95:27:ALA:HB1	46:95:61:VAL:HG21	2.02	0.41
46:95:35:LEU:C	46:95:37:VAL:HG13	2.41	0.41
47:A5:23:LEU:HD12	47:A5:23:LEU:HA	1.74	0.41
48:B5:27:THR:HA	48:B5:79:ALA:O	2.20	0.41
52:F5:64:ALA:HA	52:F5:67:ILE:HG12	2.03	0.41
59:M5:23:VAL:HG23	59:M5:48:PHE:O	2.19	0.41
1:13:452:A:H1'	16:7I:72:ARG:HH12	1.85	0.41
1:13:562:C:H1'	12:3I:15:ARG:HD2	2.03	0.41
1:13:1098:C:C2	1:13:1099:G:C8	3.09	0.41
1:13:1217:C:P	14:5I:9:LYS:HZ3	2.43	0.41
1:13:1313:U:P	19:AI:6:LYS:HB3	2.61	0.41
5:4E:10:MET:HE3	5:4E:32:VAL:HG22	2.01	0.41
22:1K:58:G:C2'	22:1K:59:A:H5'	2.50	0.41
26:1H:273(A):G:C2	26:1H:364:C:N3	2.89	0.41
26:1H:336:C:H5''	49:G8:6:HIS:CD2	2.55	0.41
26:1H:993:G:C4	26:1H:994:C:C5	3.08	0.41
26:1H:1075:C:H6	26:1H:1075:C:O5'	2.03	0.41
26:1H:1515:C:H2'	26:1H:1516:U:C6	2.56	0.41
26:1H:1537:C:H42	26:1H:1538:G:H21	1.68	0.41
26:1H:1628:G:H2'	26:1H:1629:U:C6	2.55	0.41
26:1H:1906:G:C8	26:1H:1929:G:H2'	2.55	0.41
26:1H:2138:C:H3'	26:1H:2139:C:H5''	2.03	0.41
26:1H:2259:G:C2	26:1H:2282:G:C6	3.09	0.41
26:1H:2439:A:H5'	26:1H:2439:A:C8	2.56	0.41
26:1H:2675:A:H4'	39:68:29:ASN:ND2	2.35	0.41
26:1H:2818:G:N2	26:1H:2829:C:C2	2.89	0.41
26:1H:2851:A:C6	26:1H:2852:G:C5	3.09	0.41
30:21:52:LEU:HD12	30:21:52:LEU:HA	1.76	0.41
30:21:61:ARG:HB3	30:21:61:ARG:HH11	1.86	0.41
31:31:103:LYS:HA	31:31:106:ARG:HG3	2.02	0.41
36:38:59:ILE:HG13	36:38:60:ARG:N	2.36	0.41
38:58:10:GLU:CD	38:58:10:GLU:H	2.24	0.41

Continued on next page...

Continued from previous page...

Atom-1	Atom-2	Interatomic distance (Å)	Clash overlap (Å)
41:88:116:GLU:CD	41:88:119:ARG:HH21	2.22	0.41
46:D8:35:LEU:HA	46:D8:35:LEU:HD23	1.63	0.41
54:L8:28:LEU:HA	54:L8:33:GLN:OE1	2.20	0.41
55:M8:36:CYS:SG	55:M8:38:LYS:N	2.93	0.41
57:O8:27:LYS:O	57:O8:28:ARG:HD2	2.20	0.41
1:1G:191:G:C6	1:1G:192:U:C4	3.09	0.41
1:1G:711:G:O2'	1:1G:712:A:H5'	2.20	0.41
1:1G:811:C:N4	63:1G:1908:HOH:O	2.52	0.41
1:1G:1153:C:P	10:1A:13:HIS:HE1	2.44	0.41
2:12:63:MET:CG	2:12:225:ALA:HB1	2.45	0.41
2:12:145:LEU:CD1	2:12:149:LEU:HD12	2.50	0.41
7:62:38:LEU:HD22	7:62:42:ILE:HD11	2.03	0.41
13:4A:83:ASP:CG	13:4A:84:ILE:N	2.73	0.41
23:2L:52:C:H2'	23:2L:53:G:O4'	2.21	0.41
24:3L:74:A:H5''	24:3L:74:A:C8	2.56	0.41
26:14:539:G:H1	26:14:554:U:H3	1.67	0.41
26:14:574:C:H1'	26:14:2055:C:C6	2.56	0.41
26:14:620:G:H4'	26:14:621:A:H5''	2.03	0.41
26:14:1684:C:C2	26:14:1705:G:N2	2.88	0.41
26:14:1786:A:H4'	26:14:1787:A:OP2	2.20	0.41
26:14:1788:C:C2	26:14:1789:A:C8	3.08	0.41
26:14:2027:G:O6	63:14:3775:HOH:O	2.22	0.41
26:14:2104:G:N2	26:14:2186:G:C2	2.89	0.41
26:14:2132:U:O2	28:79:8:ARG:NH1	2.54	0.41
27:1J:19:G:H2'	27:1J:20:C:O4'	2.20	0.41
32:49:64:THR:HB	32:49:94:LEU:HD21	2.03	0.41
32:49:96:ARG:C	32:49:98:ARG:H	2.23	0.41
35:69:2:LYS:HB3	35:69:2:LYS:HE3	1.86	0.41
35:69:140:LEU:HD13	35:69:140:LEU:HA	1.83	0.41
39:25:111:PHE:HB3	39:25:114:ILE:HG13	2.02	0.41
40:35:146:VAL:HG13	40:35:147:LEU:N	2.36	0.41
45:85:25:TRP:CD1	45:85:25:TRP:C	2.94	0.41
45:85:97:ASP:OD1	45:85:98:LEU:N	2.53	0.41
46:95:98:GLU:OE2	46:95:100:ARG:NH1	2.53	0.41
50:D5:29:TYR:HA	50:D5:33:LEU:O	2.20	0.41
1:13:474:G:H2'	1:13:475:G:C8	2.55	0.41
1:13:828:A:C5	1:13:859:A:C8	3.08	0.41
1:13:1002:G:C6	1:13:1003:G:C4	3.08	0.41
1:13:1207:G:H2'	1:13:1208:C:H6	1.86	0.41
1:13:1284:C:H3'	1:13:1285:A:C8	2.55	0.41
1:13:1329:A:OP1	13:4I:29:ARG:HB2	2.20	0.41

Continued on next page...

Continued from previous page...

Atom-1	Atom-2	Interatomic distance (Å)	Clash overlap (Å)
3:2E:14:ILE:O	3:2E:16:ARG:N	2.54	0.41
5:4E:6:PHE:CE1	5:4E:36:ASP:HB3	2.56	0.41
7:6E:65:ALA:HB2	7:6E:128:ALA:HB2	2.02	0.41
8:7E:27:PRO:HG3	8:7E:58:TYR:CE1	2.56	0.41
8:7E:33:GLU:HA	8:7E:36:LEU:HD12	2.03	0.41
17:8I:67:LYS:O	17:8I:68:ARG:HB3	2.20	0.41
20:BI:89:ARG:HH21	20:BI:104:LEU:HD11	1.86	0.41
22:1K:50:G:O2'	22:1K:51:G:H5'	2.20	0.41
26:1H:38:A:H2'	26:1H:39:C:C6	2.54	0.41
26:1H:198:C:H5'	26:1H:2244:U:OP1	2.20	0.41
26:1H:274:G:H8	26:1H:274:G:H3'	1.85	0.41
26:1H:340:A:H2'	26:1H:341:G:O4'	2.20	0.41
26:1H:459:U:H2'	26:1H:460:A:H8	1.85	0.41
26:1H:810:U:P	63:1H:4165:HOH:O	2.78	0.41
26:1H:881:G:H3'	26:1H:882:G:O4'	2.20	0.41
26:1H:1547:C:H2'	26:1H:1548:C:H6	1.86	0.41
26:1H:2147:G:N7	26:1H:2148:G:H1'	2.35	0.41
26:1H:2272:U:H5''	26:1H:2273:A:OP1	2.20	0.41
26:1H:2374:C:H42	26:1H:2379:G:H1	1.68	0.41
26:1H:2805:G:N2	26:1H:2807:G:C2	2.89	0.41
29:11:68:LYS:HD3	29:11:70:TRP:CH2	2.55	0.41
30:21:87:GLU:H	30:21:87:GLU:CD	2.21	0.41
30:21:111:ARG:H	30:21:111:ARG:HG2	1.34	0.41
30:21:120:TRP:CE3	30:21:155:LYS:HG2	2.55	0.41
31:31:133:ASN:HA	31:31:162:LEU:HD22	2.02	0.41
43:A8:111:GLU:O	43:A8:112:PHE:HD1	2.03	0.41
45:C8:90:VAL:HG22	46:D8:39:LEU:HB3	2.01	0.41
46:D8:52:VAL:O	46:D8:52:VAL:CG2	2.68	0.41
47:E8:71:VAL:HA	47:E8:107:LEU:HD12	2.03	0.41
48:F8:9:LEU:HB2	48:F8:29:TRP:O	2.20	0.41
49:G8:49:VAL:HG21	49:G8:55:TYR:CE2	2.55	0.41
50:H8:104:PHE:HA	50:H8:139:VAL:HB	2.01	0.41
53:K8:37:PHE:H	53:K8:37:PHE:HD1	1.68	0.41
1:1G:246:A:C4	1:1G:279:A:N6	2.89	0.41
1:1G:578:C:O4'	1:1G:729:A:H1'	2.20	0.41
1:1G:718:G:H5'	11:2A:117:ASN:ND2	2.36	0.41
1:1G:720:C:H5''	18:9A:52:PRO:HA	2.02	0.41
1:1G:779:C:H2'	1:1G:780:A:O4'	2.20	0.41
1:1G:1053:G:O6	1:1G:1199:U:H2'	2.19	0.41
1:1G:1157:A:O4'	1:1G:1158:C:C5	2.74	0.41
1:1G:1324:A:C4'	1:1G:1362:C:H4'	2.50	0.41

Continued on next page...

Continued from previous page...

Atom-1	Atom-2	Interatomic distance (Å)	Clash overlap (Å)
2:12:61:LEU:HD23	2:12:68:ILE:HD11	2.01	0.41
2:12:144:ARG:HH21	2:12:148:TYR:HD2	1.67	0.41
6:52:10:LEU:HB2	6:52:59:TYR:HB3	2.02	0.41
7:62:62:PHE:HA	7:62:124:LEU:HD23	2.02	0.41
9:82:107:ARG:H	9:82:107:ARG:HG3	1.55	0.41
12:3A:76:ASN:C	12:3A:77:LEU:HD23	2.41	0.41
13:4A:36:LYS:HD2	13:4A:59:TYR:OH	2.21	0.41
16:7A:53:VAL:O	16:7A:57:ARG:HG3	2.19	0.41
20:BA:23:ARG:HH22	20:BA:27:LYS:HD2	1.86	0.41
22:1L:23:G:O2'	22:1L:24:A:OP1	2.28	0.41
24:3L:71:U:H2'	24:3L:72:G:O4'	2.20	0.41
26:14:59:U:O2'	26:14:73:A:H2'	2.20	0.41
26:14:142:G:H2'	26:14:143:C:H6	1.84	0.41
26:14:189:G:P	52:F5:39:LYS:HE2	2.61	0.41
26:14:309:G:O3'	49:C5:18:GLY:HA3	2.21	0.41
26:14:1085:A:O2'	26:14:1086:A:OP1	2.34	0.41
26:14:1378:A:O2'	26:14:1379:A:H3'	2.21	0.41
26:14:1525:G:C2	26:14:1526:G:C4	3.08	0.41
26:14:1894:C:O2'	26:14:1895:C:H5'	2.21	0.41
26:14:2005:A:H5''	63:14:4066:HOH:O	2.19	0.41
26:14:2426:A:H3'	26:14:2427:C:H5'	2.02	0.41
26:14:2584:U:C5	26:14:2585:U:C5	3.08	0.41
26:14:2761:G:H1'	33:59:143:GLN:OE1	2.21	0.41
26:14:2850:A:C2	26:14:2851:A:C4	3.08	0.41
27:1J:11:C:OP2	27:1J:12:C:N4	2.33	0.41
27:1J:13:A:O2'	27:1J:14:U:H3'	2.21	0.41
28:79:10:LEU:HD21	28:79:34:THR:OG1	2.20	0.41
29:19:65:ILE:HG21	29:19:65:ILE:HD13	1.77	0.41
32:49:53:LEU:HD12	32:49:53:LEU:O	2.21	0.41
33:59:30:LYS:HB2	33:59:79:VAL:CA	2.49	0.41
33:59:149:ARG:HE	33:59:154:PRO:HB2	1.85	0.41
35:69:107:VAL:HG12	35:69:109:ILE:HG23	2.03	0.41
40:35:19:VAL:HG13	40:35:21:ARG:N	2.36	0.41
42:55:80:PHE:O	42:55:84:ALA:HB3	2.20	0.41
47:A5:45:TYR:CZ	47:A5:49:LYS:HD2	2.55	0.41
52:F5:46:LEU:HD12	52:F5:46:LEU:HA	1.80	0.41
1:13:510:A:P	63:13:1933:HOH:O	2.74	0.41
1:13:645:C:P	63:13:1985:HOH:O	2.79	0.41
1:13:672:U:H2'	1:13:673:G:H8	1.86	0.41
1:13:703:G:O5'	1:13:703:G:C8	2.73	0.41
1:13:1001:G:C6	1:13:1002:G:N7	2.89	0.41

Continued on next page...

Continued from previous page...

Atom-1	Atom-2	Interatomic distance (Å)	Clash overlap (Å)
1:13:1038:C:C2'	1:13:1039:C:H5'	2.51	0.41
1:13:1139:G:H22	1:13:1143:G:H1	1.69	0.41
1:13:1452:C:O2'	1:13:1453:G:OP2	2.22	0.41
2:1E:156:LYS:HD3	2:1E:156:LYS:HA	1.73	0.41
13:4I:15:VAL:HB	13:4I:41:PRO:O	2.21	0.41
14:5I:19:ARG:O	14:5I:20:ALA:C	2.58	0.41
17:8I:48:GLU:O	17:8I:50:LYS:HG3	2.19	0.41
17:8I:100:LYS:HB3	17:8I:101:ARG:NH1	2.34	0.41
26:1H:244:A:H4'	40:78:74:GLU:HB2	2.03	0.41
26:1H:363:G:O2'	26:1H:363(A):A:H5'	2.19	0.41
26:1H:425:G:H2'	26:1H:426:C:H6	1.86	0.41
26:1H:517:C:OP1	56:N8:16:ARG:NH2	2.47	0.41
26:1H:573:G:O2'	26:1H:574:C:H3'	2.20	0.41
26:1H:686:G:N2	26:1H:788:A:H61	2.19	0.41
26:1H:888:C:H5''	26:1H:889:C:H5	1.80	0.41
26:1H:1120:G:H2'	26:1H:1121:C:O4'	2.21	0.41
26:1H:2003:G:H2'	26:1H:2004:G:O5'	2.21	0.41
26:1H:2176:A:O2'	26:1H:2177:C:H5'	2.20	0.41
26:1H:2688:U:H1'	26:1H:2721:A:N6	2.35	0.41
26:1H:2795:G:H2'	26:1H:2798:C:H5''	2.02	0.41
26:1H:2830:G:H8	26:1H:2830:G:H5''	1.85	0.41
27:16:24:G:N1	27:16:56:G:N2	2.69	0.41
32:41:113:ARG:HD3	32:41:140:ILE:O	2.21	0.41
34:18:22:GLN:HG3	36:38:139:VAL:O	2.20	0.41
42:98:118:GLU:OE1	42:98:118:GLU:HA	2.20	0.41
49:G8:12:THR:O	49:G8:75:ILE:HB	2.20	0.41
49:G8:42:VAL:CG2	49:G8:43:ASN:N	2.84	0.41
50:H8:46:LYS:HE2	50:H8:47:VAL:HG23	2.02	0.41
55:M8:35:VAL:O	55:M8:35:VAL:HG12	2.21	0.41
1:1G:87:A:C6	1:1G:88:C:N3	2.89	0.41
1:1G:147:G:H1	1:1G:175:C:N4	2.14	0.41
1:1G:531:U:H4'	1:1G:532:A:OP1	2.21	0.41
1:1G:849:C:H2'	1:1G:850:U:O4'	2.21	0.41
1:1G:1086:U:O5'	1:1G:1086:U:H6	2.03	0.41
1:1G:1250:A:OP1	9:82:67:GLY:N	2.50	0.41
1:1G:1272:G:H8	1:1G:1272:G:O5'	2.04	0.41
1:1G:1298:C:O2'	1:1G:1299:A:OP2	2.36	0.41
3:22:134:ILE:HD13	3:22:134:ILE:HA	1.83	0.41
4:32:13:ARG:HD2	4:32:38:TYR:O	2.21	0.41
9:82:48:GLU:HG2	9:82:101:PHE:CE2	2.55	0.41
11:2A:21:ILE:HA	11:2A:30:VAL:HG12	2.02	0.41

Continued on next page...

Continued from previous page...

Atom-1	Atom-2	Interatomic distance (Å)	Clash overlap (Å)
11:2A:57:THR:HG22	11:2A:59:TYR:N	2.34	0.41
11:2A:86:GLY:H	11:2A:112:THR:HG23	1.86	0.41
13:4A:54:VAL:O	13:4A:58:GLU:HB3	2.21	0.41
16:7A:74:LEU:HD23	16:7A:74:LEU:HA	1.68	0.41
25:4L:19:C:OP1	63:4L:201:HOH:O	2.22	0.41
26:14:140:A:H8	26:14:1408:C:HO2'	1.61	0.41
26:14:492:A:H2'	26:14:493:G:O4'	2.20	0.41
26:14:513:A:C2	26:14:514:A:C5	3.09	0.41
26:14:635:C:H2'	26:14:636:G:O4'	2.21	0.41
26:14:817:C:H2'	26:14:818:G:O4'	2.20	0.41
26:14:971:C:H3'	26:14:971:C:C6	2.56	0.41
26:14:1060:U:O2	26:14:1088:A:H8	2.04	0.41
26:14:1164:G:C2	26:14:1165:U:C2	3.09	0.41
26:14:1187:G:P	63:14:3798:HOH:O	2.75	0.41
26:14:2016:U:H1'	56:J5:6:VAL:HG13	2.03	0.41
26:14:2257:U:O2'	26:14:2258:C:H5'	2.21	0.41
26:14:2324:C:H5''	26:14:2325:G:H5'	2.02	0.41
26:14:2581:G:C6	26:14:2610:C:C2	3.09	0.41
27:1J:3:C:H42	27:1J:117:G:H22	1.69	0.41
27:1J:63:G:H2'	27:1J:64:C:C6	2.55	0.41
27:1J:66:A:C2	27:1J:108:C:C4	3.09	0.41
29:19:68:LYS:HB3	29:19:70:TRP:CZ3	2.56	0.41
29:19:263:ARG:HE	29:19:263:ARG:HB2	1.44	0.41
31:39:110:LEU:O	31:39:114:VAL:HG23	2.21	0.41
32:49:96:ARG:HE	32:49:96:ARG:HB3	1.35	0.41
32:49:180:PHE:HB3	32:49:181:ARG:HH21	1.85	0.41
35:69:121:LYS:HD2	35:69:121:LYS:HA	1.83	0.41
40:35:78:PRO:HA	40:35:110:TYR:CD2	2.56	0.41
43:65:39:ILE:HD13	43:65:39:ILE:HA	1.96	0.41
44:75:113:LYS:HA	44:75:113:LYS:HD2	1.86	0.41
45:85:74:LEU:HD13	45:85:79:PHE:HB2	2.03	0.41
49:C5:49:VAL:O	49:C5:49:VAL:HG22	2.19	0.41
51:E5:21:LEU:HD11	51:E5:41:ARG:HH11	1.85	0.41
1:13:200:G:H2'	1:13:201:C:O4'	2.20	0.41
1:13:221:C:H2'	1:13:222:U:C6	2.54	0.41
1:13:450:G:N7	1:13:481:G:C6	2.89	0.41
1:13:600:C:OP1	8:7E:97:VAL:HG12	2.20	0.41
1:13:1228:C:H5'	13:4I:115:LYS:H	1.86	0.41
1:13:1240:U:OP2	7:6E:116:ALA:N	2.54	0.41
1:13:1525:G:O6	63:13:1968:HOH:O	2.21	0.41
3:2E:17:ASP:O	3:2E:54:ARG:NH2	2.54	0.41

Continued on next page...

Continued from previous page...

Atom-1	Atom-2	Interatomic distance (Å)	Clash overlap (Å)
8:7E:77:GLU:HG2	8:7E:78:GLN:O	2.20	0.41
19:AI:42:PRO:O	19:AI:44:MET:N	2.54	0.41
22:1K:75:C:H42	26:1H:2508:G:H5'	1.85	0.41
23:2K:2:G:C2	23:2K:3:C:C5	3.09	0.41
24:3K:54:G:H2'	24:3K:55:U:H5'	2.02	0.41
26:1H:270(G):C:H2'	26:1H:270(H):C:H6	1.82	0.41
26:1H:515:A:H1'	26:1H:581:C:H1'	2.03	0.41
26:1H:625:G:N7	40:78:107:LYS:NZ	2.61	0.41
26:1H:795:C:H2'	26:1H:796:C:C6	2.55	0.41
26:1H:1346:G:H2'	26:1H:1347:G:H8	1.85	0.41
26:1H:1497:U:H3'	26:1H:1498:C:H6	1.85	0.41
26:1H:1530:G:C5	26:1H:1531:C:C4	3.09	0.41
26:1H:1732:A:H2'	26:1H:1733:G:C8	2.56	0.41
26:1H:1826:G:H2'	26:1H:1827:C:O4'	2.21	0.41
26:1H:2747:G:O6	26:1H:2755:C:H5''	2.20	0.41
29:11:129:ASN:O	29:11:193:VAL:HG13	2.20	0.41
37:48:75:SER:O	37:48:79:ARG:HG2	2.21	0.41
38:58:86:PRO:HG2	38:58:89:LYS:HB2	2.03	0.41
44:B8:107:ASP:H	44:B8:110:ILE:CG2	2.34	0.41
45:C8:50:ARG:NH2	46:D8:72:VAL:HG23	2.34	0.41
54:L8:26:LEU:HD21	54:L8:46:ASN:CB	2.51	0.41
1:1G:110:C:H2'	1:1G:111:G:O4'	2.19	0.41
1:1G:243:A:C2	1:1G:245:C:C2	3.09	0.41
1:1G:272:C:C2	1:1G:273:A:C8	3.08	0.41
1:1G:1312:G:H2'	1:1G:1313:U:O4'	2.21	0.41
1:1G:1386:G:O2'	1:1G:1387:G:H5'	2.21	0.41
6:52:19:LEU:HD21	6:52:59:TYR:CE2	2.55	0.41
7:62:143:ARG:NH1	24:3L:42:G:OP1	2.54	0.41
12:3A:26:ALA:O	12:3A:27:LEU:HB3	2.19	0.41
13:4A:53:VAL:O	13:4A:56:LEU:N	2.54	0.41
13:4A:96:LEU:O	13:4A:110:ARG:NE	2.52	0.41
15:6A:32:LEU:HD13	15:6A:62:GLN:HB3	2.03	0.41
16:7A:56:ALA:O	16:7A:60:LEU:HG	2.20	0.41
16:7A:74:LEU:O	16:7A:79:VAL:HG23	2.21	0.41
25:4L:14:A:H2'	25:4L:14:A:N3	2.35	0.41
26:14:235:U:H2'	26:14:236:C:C6	2.56	0.41
26:14:263:C:H2'	26:14:264:C:O4'	2.20	0.41
26:14:341:G:C4	26:14:342:G:C8	3.09	0.41
26:14:410:G:H2'	63:14:3742:HOH:O	2.21	0.41
26:14:419:C:H2'	26:14:420:C:O4'	2.20	0.41
26:14:1044:G:H2'	26:14:1045:A:H5''	2.03	0.41

Continued on next page...

Continued from previous page...

Atom-1	Atom-2	Interatomic distance (Å)	Clash overlap (Å)
26:14:1059:G:H3'	26:14:1060:U:H2'	2.01	0.41
26:14:1332:G:N2	26:14:1609:A:H2'	2.35	0.41
26:14:2018:G:P	56:J5:9:LYS:HZ3	2.44	0.41
26:14:2085:C:H2'	26:14:2086:U:O4'	2.21	0.41
26:14:2319:G:N1	26:14:2334:G:OP2	2.53	0.41
26:14:2557:G:H2'	26:14:2558:C:H6	1.85	0.41
29:19:92:ILE:HD12	29:19:104:TYR:CD1	2.55	0.41
30:29:56:PRO:HD2	30:29:58:ARG:CZ	2.51	0.41
31:39:31:HIS:O	31:39:31:HIS:CG	2.74	0.41
31:39:176:LEU:HD12	31:39:176:LEU:HA	1.78	0.41
33:59:149:ARG:HA	33:59:162:ILE:HG21	2.03	0.41
35:69:63:ALA:O	35:69:66:GLU:HB2	2.21	0.41
35:69:65:ALA:O	35:69:69:LYS:N	2.53	0.41
38:15:34:LEU:HD12	38:15:34:LEU:HA	1.81	0.41
39:25:44:LYS:O	39:25:45:GLU:HG3	2.21	0.41
40:35:88:LEU:HB2	40:35:91:PHE:HE1	1.85	0.41
45:85:17:ILE:HG23	45:85:39:LEU:HD12	2.03	0.41
49:C5:40:GLU:N	49:C5:40:GLU:OE2	2.54	0.41
49:C5:43:ASN:HB3	49:C5:64:GLU:HA	2.02	0.41
52:F5:17:SER:HB2	63:F5:203:HOH:O	2.20	0.41
53:G5:37:PHE:O	53:G5:41:ILE:HG12	2.21	0.41
1:13:27:G:C5	1:13:557:G:C2	3.09	0.41
1:13:34:C:H2'	1:13:35:G:C8	2.56	0.41
1:13:131:C:O2	1:13:131:C:H2'	2.21	0.41
1:13:134:A:H1'	1:13:325:A:C5	2.56	0.41
1:13:148:G:C2	1:13:149:A:C5	3.08	0.41
1:13:246:A:C6	1:13:279:A:C2	3.09	0.41
1:13:376:G:H5''	16:7I:5:ARG:HD2	2.02	0.41
1:13:454:C:H3'	1:13:455:C:H5	1.82	0.41
1:13:509:A:OP2	63:13:1965:HOH:O	2.21	0.41
1:13:606:G:O2'	1:13:632:A:N6	2.47	0.41
1:13:651:C:H2'	1:13:652:U:C6	2.56	0.41
1:13:1068:G:N7	1:13:1094:G:H2'	2.36	0.41
1:13:1084:G:C5	1:13:1085:U:C4	3.08	0.41
1:13:1099:G:H2'	1:13:1100:C:C6	2.56	0.41
1:13:1103:C:OP1	63:13:1969:HOH:O	2.22	0.41
1:13:1190:G:H5''	3:2E:176:HIS:CE1	2.56	0.41
1:13:1408:A:C5	1:13:1409:C:C5	3.09	0.41
2:1E:20:GLU:O	2:1E:40:HIS:HD2	2.04	0.41
2:1E:98:LEU:HB2	2:1E:101:MET:HG3	2.01	0.41
3:2E:11:ARG:O	3:2E:14:ILE:N	2.52	0.41

Continued on next page...

Continued from previous page...

Atom-1	Atom-2	Interatomic distance (Å)	Clash overlap (Å)
4:3E:82:ALA:O	4:3E:89:THR:HA	2.19	0.41
5:4E:11:ILE:HG12	5:4E:31:LEU:HB3	2.02	0.41
15:6I:26:GLU:H	15:6I:26:GLU:HG2	1.31	0.41
15:6I:82:ILE:O	15:6I:85:LEU:N	2.49	0.41
19:AI:6:LYS:HA	19:AI:6:LYS:HD2	1.73	0.41
19:AI:41:VAL:HG12	19:AI:44:MET:CB	2.43	0.41
20:BI:45:GLN:HG3	20:BI:91:LEU:HD22	2.02	0.41
22:1K:9:A:H61	22:1K:23:G:H3'	1.86	0.41
24:3K:57:C:H2'	24:3K:58:G:H8	1.84	0.41
26:1H:35:G:H2'	26:1H:36:G:O4'	2.20	0.41
26:1H:140:A:C8	26:1H:1408:C:O2'	2.70	0.41
26:1H:270(V):G:H2'	26:1H:270(W):G:O4'	2.21	0.41
26:1H:415:A:H2'	26:1H:416:C:O4'	2.19	0.41
26:1H:447:A:C8	26:1H:473:G:C6	3.09	0.41
26:1H:448:U:O4	26:1H:583:G:H1'	2.21	0.41
26:1H:501:A:O5'	26:1H:501:A:H8	2.04	0.41
26:1H:695:G:OP1	26:1H:1380:G:O2'	2.38	0.41
26:1H:729:G:C4	26:1H:1775:U:C2	3.08	0.41
26:1H:911:A:H2'	41:88:9:TYR:OH	2.20	0.41
26:1H:1027:A:C2	26:1H:2488:A:H5'	2.56	0.41
26:1H:1045:A:H1'	26:1H:1047:G:C2	2.56	0.41
26:1H:1437:C:H2'	26:1H:1438:U:C6	2.55	0.41
26:1H:1494:A:H2'	26:1H:1495:A:C8	2.56	0.41
26:1H:1625:C:H5''	26:1H:1626:G:OP2	2.21	0.41
26:1H:1644:C:H2'	26:1H:1645:G:H5'	2.03	0.41
26:1H:1686:C:H2'	26:1H:1687:G:O4'	2.20	0.41
26:1H:1697:G:OP2	26:1H:1698:A:O2'	2.20	0.41
26:1H:1820:U:O2	29:11:202:LYS:HB3	2.20	0.41
26:1H:1830:C:C2'	26:1H:1831:G:H5'	2.51	0.41
26:1H:2138:C:O2	26:1H:2154:G:N2	2.54	0.41
26:1H:2275:C:O2'	41:88:85:LYS:HA	2.21	0.41
26:1H:2311:A:H1'	32:41:88:ILE:HD13	2.03	0.41
26:1H:2766:G:C2	26:1H:2767:C:C6	3.08	0.41
27:16:24:G:C2	27:16:56:G:N2	2.89	0.41
28:71:46:LYS:O	28:71:210:ARG:HB2	2.21	0.41
29:11:29:PRO:HG2	29:11:30:GLU:HA	2.03	0.41
29:11:71:ASP:OD1	29:11:71:ASP:N	2.49	0.41
30:21:49:LEU:HD12	30:21:49:LEU:HA	1.67	0.41
32:41:91:ARG:HD2	32:41:91:ARG:C	2.42	0.41
33:51:107:VAL:HG21	33:51:152:ARG:HB2	2.03	0.41
35:61:33:ARG:HB2	35:61:35:LEU:CD2	2.50	0.41

Continued on next page...

Continued from previous page...

Atom-1	Atom-2	Interatomic distance (Å)	Clash overlap (Å)
35:61:124:GLY:H	35:61:142:VAL:CG2	2.32	0.41
34:28:3:LEU:O	34:28:7:ARG:HB2	2.21	0.41
39:68:7:TYR:CZ	39:68:44:LYS:HG3	2.56	0.41
40:78:100:LEU:HD12	40:78:105:LEU:HD13	2.03	0.41
45:C8:112:ARG:HG2	45:C8:112:ARG:HH11	1.86	0.41
46:D8:16:PRO:HA	46:D8:96:ILE:HG22	2.03	0.41
50:H8:108:PRO:CB	50:H8:113:ALA:H	2.34	0.41
50:H8:109:ALA:H	50:H8:112:ARG:CG	2.34	0.41
53:K8:33:MET:O	53:K8:37:PHE:HD1	2.03	0.41
56:N8:36:CYS:SG	56:N8:37:LYS:N	2.93	0.41
57:O8:35:GLU:HB2	57:O8:51:GLU:HB2	2.02	0.41
58:P8:15:THR:HG22	58:P8:16:HIS:CE1	2.56	0.41
1:1G:176:C:O2'	1:1G:177:C:H5'	2.20	0.41
1:1G:189:U:O2'	17:8A:63:ARG:NH2	2.54	0.41
1:1G:257:G:H2'	1:1G:258:G:H8	1.86	0.41
1:1G:706:A:H1'	11:2A:31:THR:HG21	2.02	0.41
1:1G:842:C:H4'	1:1G:848:C:C2	2.55	0.41
1:1G:918:A:H2'	1:1G:919:A:O4'	2.21	0.41
1:1G:991:U:C5	1:1G:1212:U:H1'	2.56	0.41
1:1G:998(A):C:H2'	1:1G:999:U:O4'	2.21	0.41
1:1G:1250:A:H4'	9:82:68:GLY:N	2.31	0.41
1:1G:1354:C:H3'	1:1G:1354:C:C6	2.55	0.41
1:1G:1382:C:O2'	24:3L:35:A:N7	2.51	0.41
2:12:74:LYS:O	2:12:78:GLN:HB2	2.20	0.41
2:12:140:HIS:O	2:12:143:GLU:HB3	2.21	0.41
2:12:174:VAL:HG13	2:12:184:VAL:HG11	2.03	0.41
2:12:189:ASP:HB3	2:12:203:GLY:O	2.21	0.41
4:32:13:ARG:HB3	4:32:38:TYR:O	2.21	0.41
4:32:15:GLU:OE2	4:32:63:LYS:HD3	2.20	0.41
4:32:88:VAL:HG22	5:42:96:PRO:HB2	2.03	0.41
5:42:10:MET:HE2	5:42:10:MET:HB3	1.85	0.41
5:42:93:PRO:HG2	8:72:105:ARG:NE	2.36	0.41
8:72:97:VAL:HA	8:72:100:ILE:HD11	2.02	0.41
9:82:83:ARG:HA	9:82:86:VAL:HB	2.02	0.41
10:1A:54:PHE:CE2	10:1A:55:LYS:HG3	2.56	0.41
13:4A:81:LEU:HD21	13:4A:88:ARG:NH2	2.36	0.41
16:7A:43:LYS:HD3	16:7A:48:TRP:CE2	2.55	0.41
19:AA:74:PHE:CD1	19:AA:74:PHE:N	2.89	0.41
20:BA:50:GLU:HA	20:BA:100:ILE:HG21	2.02	0.41
22:1L:76:C:H2'	22:1L:77:A:C8	2.56	0.41
26:14:28:A:O2'	26:14:583:G:H5'	2.21	0.41

Continued on next page...

Continued from previous page...

Atom-1	Atom-2	Interatomic distance (Å)	Clash overlap (Å)
26:14:51:G:N3	26:14:119:A:C2	2.89	0.41
26:14:64:A:O3'	48:B5:71:GLY:HA3	2.21	0.41
26:14:139:G:N2	26:14:141:A:N1	2.67	0.41
26:14:447:A:C8	26:14:473:G:C6	3.08	0.41
26:14:680:G:C8	63:14:4042:HOH:O	2.71	0.41
26:14:686:G:OP1	58:L5:11:LYS:HE2	2.21	0.41
26:14:789:A:H3'	63:14:3778:HOH:O	2.21	0.41
26:14:835:A:N6	26:14:836:G:C6	2.88	0.41
26:14:875:G:N2	26:14:903:C:C2	2.89	0.41
26:14:1000:A:N6	26:14:1155:A:C8	2.89	0.41
26:14:1011:G:O2'	26:14:1013:C:O4'	2.32	0.41
26:14:1022:G:N2	26:14:1142(A):A:H2	2.13	0.41
26:14:1063:G:C2	26:14:1076:C:C2	3.08	0.41
26:14:1154:G:OP1	45:85:58:ARG:HD3	2.20	0.41
26:14:1366:A:C2	26:14:1367:A:H1'	2.56	0.41
26:14:1420:U:HO2'	26:14:1421:G:P	2.44	0.41
26:14:1668:A:H4'	26:14:1669:A:O5'	2.21	0.41
26:14:1716:U:H1'	26:14:1746:G:N2	2.34	0.41
26:14:1973:G:H2'	26:14:1974:C:H6	1.86	0.41
26:14:2640:G:H8	26:14:2640:G:O5'	2.03	0.41
26:14:2720:U:N3	26:14:2873:A:C2	2.85	0.41
26:14:2853:C:H2'	26:14:2854:G:H8	1.86	0.41
27:1J:15:A:H1'	27:1J:109:G:C4	2.55	0.41
27:1J:29:A:OP2	43:65:31:SER:HB2	2.20	0.41
29:19:146:GLU:OE2	29:19:151:LYS:N	2.52	0.41
29:19:213:ARG:HA	29:19:213:ARG:HD2	1.85	0.41
30:29:10:GLY:O	30:29:24:THR:HA	2.20	0.41
30:29:111:ARG:HD2	30:29:160:TYR:CD2	2.56	0.41
31:39:134:GLY:HA2	31:39:166:ALA:HB2	2.03	0.41
31:39:152:GLU:HA	31:39:190:GLU:OE2	2.21	0.41
32:49:66:GLN:HE22	32:49:94:LEU:HA	1.86	0.41
32:49:95:ARG:HG2	32:49:96:ARG:H	1.85	0.41
33:59:11:VAL:HB	33:59:13:LYS:HG3	2.03	0.41
33:59:58:GLU:O	33:59:62:LYS:HG3	2.21	0.41
35:69:1:MET:HE2	35:69:1:MET:H3	1.86	0.41
39:25:35:VAL:HG11	39:25:103:ALA:HB3	2.03	0.41
41:45:75:THR:HG21	41:45:85:LYS:CE	2.48	0.41
42:55:75:LEU:O	42:55:75:LEU:HD22	2.20	0.41
42:55:87:TYR:HE1	42:55:117:VAL:HG13	1.86	0.41
43:65:69:VAL:O	43:65:72:ALA:HB3	2.21	0.41
47:A5:12:ILE:HG13	47:A5:42:ARG:NH1	2.36	0.41

Continued on next page...

Continued from previous page...

Atom-1	Atom-2	Interatomic distance (Å)	Clash overlap (Å)
50:D5:19:ARG:HE	50:D5:19:ARG:HB2	1.48	0.41
1:13:104:G:C2	1:13:105:G:C8	3.09	0.41
1:13:161:A:H2'	1:13:162:A:C8	2.56	0.41
1:13:253:U:OP2	17:8I:67:LYS:NZ	2.44	0.41
1:13:438:G:H5'	4:3E:123:HIS:HB3	2.03	0.41
1:13:506:G:P	63:13:2002:HOH:O	2.79	0.41
1:13:575:G:H4'	1:13:576:G:O5'	2.21	0.41
1:13:591:U:H2'	1:13:592:G:C8	2.56	0.41
1:13:684:A:N6	1:13:685:G:C6	2.89	0.41
1:13:748:C:H4'	1:13:749:C:O5'	2.21	0.41
1:13:986:A:H2'	1:13:987:G:O4'	2.21	0.41
1:13:1131:G:H2'	1:13:1132:C:C6	2.56	0.41
1:13:1178:G:C8	1:13:1178:G:H3'	2.56	0.41
2:1E:71:VAL:HB	2:1E:164:VAL:HG13	2.03	0.41
4:3E:160:GLN:HA	4:3E:163:GLU:HB3	2.03	0.41
12:3I:97:ARG:HB2	12:3I:98:TYR:CE1	2.56	0.41
13:4I:12:ASN:HB2	13:4I:46:LYS:NZ	2.36	0.41
20:BI:14:LYS:HA	20:BI:17:ARG:HH21	1.86	0.41
22:1K:38:2MA:HM23	25:4K:19:C:C5	2.55	0.41
24:3K:7:G:H4'	24:3K:8:U:OP2	2.21	0.41
26:1H:99:U:C6	26:1H:102:G:C2	3.09	0.41
26:1H:449:A:N6	26:1H:450:G:C6	2.89	0.41
26:1H:453:C:H5''	63:1H:3800:HOH:O	2.21	0.41
26:1H:572:A:H5''	26:1H:573:G:OP2	2.21	0.41
26:1H:774:A:H2	26:1H:787:U:HO2'	1.68	0.41
26:1H:780:G:N2	26:1H:783:A:N6	2.62	0.41
26:1H:950:G:C6	26:1H:951:C:C4	3.09	0.41
26:1H:1079:C:O2	37:48:129:GLY:HA3	2.21	0.41
26:1H:1188:U:C4'	46:D8:79:VAL:HG22	2.50	0.41
26:1H:1466:G:H2'	26:1H:1547:C:C4	2.56	0.41
26:1H:1468:C:H2'	26:1H:1469:A:C8	2.56	0.41
26:1H:1641:A:H2'	26:1H:1642:G:O4'	2.21	0.41
26:1H:2630:G:H1	26:1H:2788:C:H42	1.69	0.41
30:21:144:ARG:HB3	30:21:145:LYS:H	1.62	0.41
37:48:111:LYS:HE2	37:48:127:ILE:CG1	2.41	0.41
39:68:7:TYR:CE1	39:68:20:MET:HE3	2.56	0.41
44:B8:32:TYR:CE1	44:B8:76:PHE:HD2	2.38	0.41
45:C8:79:PHE:O	45:C8:79:PHE:HD1	2.03	0.41
47:E8:82:LEU:HD23	47:E8:82:LEU:HA	1.66	0.41
52:J8:23:LYS:HB3	52:J8:29:GLY:HA3	2.02	0.41
1:1G:4:U:O2	1:1G:4:U:O4'	2.39	0.41

Continued on next page...

Continued from previous page...

Atom-1	Atom-2	Interatomic distance (Å)	Clash overlap (Å)
1:1G:321:A:H62	1:1G:328:C:H1'	1.86	0.41
1:1G:451:A:OP1	1:1G:481:G:N2	2.44	0.41
1:1G:464:G:C6	1:1G:466:C:H5'	2.56	0.41
1:1G:656:C:O2	15:6A:28:GLN:NE2	2.51	0.41
1:1G:1095:U:OP2	1:1G:1108:G:N1	2.49	0.41
1:1G:1422:G:H2'	1:1G:1423:G:C8	2.54	0.41
1:1G:1481:U:H2'	1:1G:1482:G:C8	2.56	0.41
2:12:52:GLU:HG2	2:12:53:ARG:N	2.32	0.41
2:12:84:GLU:O	2:12:219:VAL:HG21	2.20	0.41
4:32:24:GLU:OE1	4:32:24:GLU:HA	2.20	0.41
4:32:116:GLN:NE2	4:32:157:LEU:HD11	2.36	0.41
6:52:5:GLU:HB3	6:52:62:TRP:NE1	2.36	0.41
15:6A:8:LYS:O	15:6A:12:ILE:HG13	2.21	0.41
26:14:290:G:H2'	26:14:291:C:O4'	2.21	0.41
26:14:339:U:H6	26:14:339:U:O5'	2.03	0.41
26:14:867:C:C5	26:14:868:U:C5	3.09	0.41
26:14:1592:C:O5'	26:14:1592:C:H6	2.04	0.41
26:14:1904:G:H2'	26:14:1905:C:O4'	2.21	0.41
26:14:2210:G:H3'	26:14:2211:G:C4	2.56	0.41
26:14:2256:G:H2'	26:14:2257:U:O4'	2.21	0.41
27:1J:14:U:H5'	27:1J:71:C:C1'	2.50	0.41
29:19:16:MET:HG3	29:19:206:LEU:O	2.21	0.41
29:19:238:GLY:O	29:19:239:ARG:C	2.59	0.41
30:29:39:PRO:CD	30:29:45:THR:HG23	2.50	0.41
31:39:9:ILE:O	31:39:9:ILE:HG22	2.21	0.41
31:39:170:LEU:HD13	31:39:172:TRP:CE2	2.56	0.41
39:25:25:LEU:HD23	39:25:25:LEU:HA	1.71	0.41
41:45:43:THR:OG1	41:45:45:GLN:HG2	2.21	0.41
41:45:103:MET:HE1	41:45:125:LEU:HD13	2.03	0.41
45:85:49:HIS:HA	45:85:52:ARG:HB3	2.02	0.41
47:A5:64:MET:HE2	47:A5:109:GLU:HG3	2.02	0.41
49:C5:48:ALA:CB	49:C5:59:GLY:HA3	2.45	0.41
1:13:144:G:N2	1:13:179:A:H1'	2.36	0.40
1:13:243:A:H5''	1:13:244:U:H3'	2.03	0.40
1:13:321:A:N7	1:13:328:C:H6	2.19	0.40
1:13:509:A:P	63:13:1993:HOH:O	2.78	0.40
1:13:590:C:C4	1:13:591:U:C5	3.09	0.40
1:13:647:C:O2'	1:13:648:A:H5'	2.21	0.40
1:13:750:G:N3	15:6I:23:GLY:HA3	2.36	0.40
4:3E:158:ILE:HG22	4:3E:181:MET:HE2	2.03	0.40
10:1I:8:LEU:O	10:1I:69:ASN:HA	2.21	0.40

Continued on next page...

Continued from previous page...

Atom-1	Atom-2	Interatomic distance (Å)	Clash overlap (Å)
13:4I:93:ARG:HD2	26:1H:887:A:H5'	2.03	0.40
15:6I:66:LEU:HD12	15:6I:66:LEU:HA	1.76	0.40
16:7I:71:ARG:HG3	16:7I:72:ARG:N	2.36	0.40
16:7I:74:LEU:HA	16:7I:77:ALA:HB3	2.03	0.40
22:1K:31:G:H1	22:1K:41:C:N4	2.17	0.40
22:1K:33:RSP:H6	22:1K:33:RSP:H5'	2.03	0.40
23:2K:25:U:O2	26:1H:1923:U:H5''	2.21	0.40
23:2K:37:U:H2'	23:2K:38:A:O4'	2.22	0.40
26:1H:228:A:N9	26:1H:230:U:H1'	2.37	0.40
26:1H:574:C:P	63:1H:3746:HOH:O	2.68	0.40
26:1H:978:G:C2	26:1H:986:C:C2	3.09	0.40
26:1H:1352:U:O2	26:1H:1570:A:H2	2.04	0.40
26:1H:1467:C:N3	26:1H:1525:G:N2	2.52	0.40
26:1H:1945:G:C4	26:1H:1946:U:C5	3.09	0.40
26:1H:2029:G:H2'	26:1H:2031:A:OP1	2.21	0.40
26:1H:2774:C:P	63:1H:3972:HOH:O	2.78	0.40
26:1H:2846:G:C5	26:1H:2847:U:C4	3.08	0.40
29:11:39:LYS:HB2	29:11:39:LYS:HE2	1.88	0.40
32:41:99:MET:HE2	32:41:99:MET:HB3	1.92	0.40
37:48:54:PRO:HD2	37:48:72:PRO:CB	2.51	0.40
40:78:63:PRO:HB2	59:Q8:30:ARG:NH2	2.17	0.40
44:B8:48:ILE:O	44:B8:63:VAL:HA	2.21	0.40
53:K8:17:SER:CB	53:K8:67:LYS:HE3	2.48	0.40
1:1G:328:C:H4'	1:1G:329:A:C5'	2.50	0.40
1:1G:602:A:H2'	1:1G:603:U:O4'	2.22	0.40
1:1G:693:G:H2'	1:1G:694:A:C8	2.56	0.40
1:1G:867:G:H2'	1:1G:868:C:H6	1.86	0.40
1:1G:994:A:N7	1:1G:1216:G:H4'	2.36	0.40
1:1G:1294:G:H2'	1:1G:1295:G:C8	2.55	0.40
1:1G:1446:A:OP1	1:1G:1446:A:H4'	2.21	0.40
2:12:30:ARG:HB2	2:12:46:LYS:HE2	2.03	0.40
2:12:80:ILE:HD13	2:12:212:GLN:HA	2.02	0.40
3:22:44:GLU:HA	3:22:52:LEU:HD11	2.04	0.40
5:42:74:GLY:HA3	5:42:116:THR:OG1	2.21	0.40
6:52:9:VAL:HA	6:52:59:TYR:O	2.22	0.40
7:62:50:ILE:HB	7:62:58:PRO:HG3	2.03	0.40
17:8A:82:MET:HA	17:8A:85:VAL:HG23	2.02	0.40
23:2L:38:A:H2'	23:2L:39:A:C8	2.55	0.40
26:14:456:C:C2	48:B5:69:TYR:CE2	3.09	0.40
26:14:1204:A:H2	26:14:1241:A:N1	2.19	0.40
26:14:1246:A:OP2	40:35:15:ARG:HD3	2.20	0.40

Continued on next page...

Continued from previous page...

Atom-1	Atom-2	Interatomic distance (Å)	Clash overlap (Å)
26:14:1936:A:C8	26:14:1940:U:O2	2.74	0.40
26:14:2076:U:O5'	26:14:2076:U:H6	2.04	0.40
28:79:13:LYS:HD2	28:79:32:LEU:CD2	2.51	0.40
28:79:213:TYR:CD1	28:79:221:SER:HB2	2.56	0.40
29:19:3:VAL:CG1	29:19:17:THR:HB	2.51	0.40
33:59:9:ILE:HB	33:59:49:VAL:HB	2.03	0.40
33:59:152:ARG:H	33:59:152:ARG:HG3	1.57	0.40
35:69:129:THR:HA	35:69:136:VAL:O	2.21	0.40
40:35:47:ASP:OD1	40:35:49:ARG:NE	2.39	0.40
40:35:84:ASN:N	40:35:84:ASN:OD1	2.54	0.40
41:45:29:PHE:HB3	41:45:65:PHE:CD2	2.56	0.40
44:75:13:ARG:H	44:75:13:ARG:HD2	1.85	0.40
50:D5:5:LEU:O	50:D5:59:LEU:HA	2.21	0.40
50:D5:108:PRO:HB3	50:D5:142:SER:HA	2.03	0.40
58:L5:19:ARG:HG2	58:L5:19:ARG:HH11	1.84	0.40
1:13:347:G:H2'	1:13:348:G:O4'	2.20	0.40
1:13:457:C:H6	1:13:458:C:C5	2.38	0.40
1:13:663:A:H2'	1:13:664:G:O4'	2.21	0.40
1:13:790:A:C6	1:13:791:G:C6	3.09	0.40
1:13:1024:G:H5'	1:13:1025:U:OP2	2.22	0.40
1:13:1399:C:C4	1:13:1401:G:C2	3.10	0.40
2:1E:86:GLU:C	2:1E:89:GLY:H	2.23	0.40
6:5E:23:LYS:O	6:5E:26:ILE:HB	2.20	0.40
7:6E:15:ASP:HB3	7:6E:19:GLY:H	1.85	0.40
13:4I:3:ARG:NE	13:4I:9:ILE:HD11	2.36	0.40
16:7I:5:ARG:HH21	16:7I:22:THR:HG23	1.85	0.40
16:7I:75:ARG:CZ	16:7I:75:ARG:HB2	2.51	0.40
20:BI:26:ASN:HB2	20:BI:71:THR:OG1	2.20	0.40
21:1F:2:GLY:C	21:1F:4:GLY:H	2.24	0.40
26:1H:59:U:O2'	26:1H:73:A:H2'	2.20	0.40
26:1H:598:G:H1'	40:78:12:ALA:HB2	2.03	0.40
26:1H:875:G:N2	26:1H:903:C:C2	2.90	0.40
26:1H:881:G:C4	26:1H:882:G:H1'	2.56	0.40
26:1H:1045:A:H4'	26:1H:1047:G:N9	2.35	0.40
26:1H:1355:G:O5'	26:1H:1355:G:H8	2.05	0.40
26:1H:1468:C:O2'	26:1H:1469:A:H5'	2.21	0.40
26:1H:2205:C:H2'	26:1H:2206:C:H6	1.86	0.40
26:1H:2274:A:C5	26:1H:2276:G:C8	3.10	0.40
26:1H:2313:C:C2'	26:1H:2314:C:H5'	2.51	0.40
26:1H:2667:C:H2'	26:1H:2668:G:O4'	2.21	0.40
26:1H:2735:G:O2'	26:1H:2736:G:H5'	2.21	0.40

Continued on next page...

Continued from previous page...

Atom-1	Atom-2	Interatomic distance (Å)	Clash overlap (Å)
26:1H:2875:C:H2'	26:1H:2876:G:O4'	2.21	0.40
27:16:117:G:C6	27:16:118:G:N7	2.90	0.40
29:11:34:VAL:C	29:11:35:LYS:HZ2	2.24	0.40
30:21:31:CYS:SG	30:21:51:PHE:HD1	2.44	0.40
31:31:34:TRP:CH2	40:78:8:PRO:HB3	2.56	0.40
32:41:37:VAL:HG21	32:41:103:LEU:HG	2.03	0.40
33:51:8:PRO:HG2	33:51:69:ARG:NH2	2.36	0.40
35:61:11:ASN:O	35:61:12:LEU:HB2	2.21	0.40
36:38:100:ASN:HA	36:38:101:PRO:HA	1.88	0.40
37:48:128:ALA:HB1	37:48:132:ARG:CB	2.51	0.40
38:58:13:TRP:O	38:58:135:PRO:HD2	2.20	0.40
42:98:22:ARG:HG2	42:98:69:ASP:HB3	2.02	0.40
43:A8:106:ARG:H	43:A8:106:ARG:HG3	1.68	0.40
47:E8:59:VAL:HG12	47:E8:60:ASN:N	2.36	0.40
50:H8:98:MET:O	50:H8:125:LEU:HA	2.21	0.40
56:N8:41:PRO:HA	56:N8:42:PRO:HD3	1.86	0.40
59:Q8:23:VAL:O	59:Q8:23:VAL:HG12	2.20	0.40
59:Q8:33:ASN:O	59:Q8:36:LYS:HB2	2.20	0.40
1:1G:821:G:H4'	63:1G:2039:HOH:O	2.20	0.40
1:1G:973:G:OP1	10:1A:57:LYS:NZ	2.32	0.40
1:1G:1008:C:N4	1:1G:1021:G:H22	2.19	0.40
1:1G:1017:G:H2'	1:1G:1018:C:C6	2.56	0.40
1:1G:1206:G:O2'	3:22:193:TYR:HA	2.20	0.40
1:1G:1340:A:C2	1:1G:1341:U:C2	3.09	0.40
4:32:89:THR:H	5:42:97:GLY:HA3	1.86	0.40
5:42:136:MET:HA	5:42:139:LEU:HD12	2.04	0.40
12:3A:33:ARG:N	12:3A:85:ILE:HG22	2.36	0.40
20:BA:63:ILE:HG21	20:BA:81:LYS:HG3	2.04	0.40
26:14:224:G:N7	26:14:420:C:H4'	2.37	0.40
26:14:654(A):A:H5''	26:14:654(B):C:OP2	2.21	0.40
26:14:817:C:O2'	26:14:839:U:OP1	2.32	0.40
26:14:948:G:C6	26:14:949:C:C4	3.09	0.40
26:14:1472:A:H2'	26:14:1473:G:O4'	2.21	0.40
26:14:1509:C:H5'	26:14:1510:A:N9	2.36	0.40
26:14:1607:C:H4'	26:14:1608:A:O5'	2.20	0.40
26:14:2177:C:H5''	28:79:213:TYR:HB2	2.02	0.40
26:14:2520:C:N4	26:14:2542:A:H62	2.09	0.40
26:14:2873:A:C8	42:55:5:LYS:HA	2.57	0.40
27:1J:63:G:C2	27:1J:64:C:C2	3.09	0.40
28:79:19:ILE:HG12	28:79:223:ARG:HG2	2.03	0.40
29:19:253:GLN:CB	29:19:255:LYS:HZ1	2.34	0.40

Continued on next page...

Continued from previous page...

Atom-1	Atom-2	Interatomic distance (Å)	Clash overlap (Å)
30:29:18:ASP:OD2	44:75:33:LYS:NZ	2.39	0.40
31:39:113:ALA:HB1	31:39:186:ILE:HG21	2.02	0.40
50:D5:193:GLU:H	50:D5:194:PRO:CD	2.28	0.40
53:G5:53:LEU:O	53:G5:57:ILE:HG13	2.21	0.40
1:13:7:G:H5'	1:13:298:A:O4'	2.21	0.40
1:13:115:G:H4'	1:13:116:A:O5'	2.20	0.40
1:13:124:G:H2'	1:13:125:U:O4'	2.21	0.40
1:13:247:G:O6	1:13:278:G:N1	2.53	0.40
1:13:1150:U:O2	10:1I:39:PRO:HG2	2.21	0.40
1:13:1521:G:H2'	1:13:1522:U:C6	2.56	0.40
3:2E:188:LEU:HD11	3:2E:195:VAL:HG13	2.04	0.40
5:4E:80:ILE:HG13	8:7E:104:ARG:NH2	2.37	0.40
5:4E:142:LEU:HD23	5:4E:142:LEU:HA	1.87	0.40
6:5E:100:ASN:HB2	18:9I:28:GLU:HA	2.04	0.40
13:4I:4:ILE:O	13:4I:5:ALA:C	2.60	0.40
24:3K:73:C:C4	24:3K:74:A:C8	3.10	0.40
26:1H:6:A:C2	26:1H:7:G:C4	3.09	0.40
26:1H:10:G:O2'	26:1H:2801:A:N3	2.43	0.40
26:1H:94:G:H2'	26:1H:95:G:O4'	2.21	0.40
26:1H:459:U:H4'	58:P8:40:TRP:CZ3	2.57	0.40
26:1H:706:A:OP2	63:1H:3982:HOH:O	2.22	0.40
26:1H:811:U:H3'	40:78:22:GLY:HA2	2.03	0.40
26:1H:944:G:H5''	26:1H:945:A:O5'	2.21	0.40
26:1H:1359:A:H2	26:1H:1372:U:O4	2.05	0.40
26:1H:1382:G:C2'	26:1H:1383:C:H5'	2.52	0.40
26:1H:1525:G:C2	26:1H:1526:G:C4	3.10	0.40
26:1H:1864:U:C2'	26:1H:1869:G:H5''	2.51	0.40
26:1H:2101:G:C6	26:1H:2102:U:N3	2.89	0.40
26:1H:2271:G:C6	26:1H:2272:U:C4	3.10	0.40
26:1H:2298:A:H2'	26:1H:2299:G:O4'	2.22	0.40
26:1H:2468:G:O4'	26:1H:2468:G:N3	2.53	0.40
27:16:6:C:H2'	27:16:7:G:O4'	2.21	0.40
30:21:21:VAL:HG12	30:21:185:LYS:HD3	2.03	0.40
30:21:92:THR:HG22	30:21:93:VAL:N	2.36	0.40
30:21:197:ILE:HD11	30:21:199:ARG:HE	1.85	0.40
32:41:59:GLU:O	32:41:63:ILE:HD13	2.21	0.40
33:51:62:LYS:HE3	33:51:62:LYS:HB2	1.77	0.40
33:51:87:LEU:HB2	33:51:131:VAL:HG13	2.03	0.40
33:51:125:VAL:HG12	33:51:128:PRO:HA	2.03	0.40
36:38:105:PRO:O	36:38:106:GLN:HB3	2.21	0.40
37:48:99:ILE:HG13	37:48:138:VAL:HG11	2.02	0.40

Continued on next page...

Continued from previous page...

Atom-1	Atom-2	Interatomic distance (Å)	Clash overlap (Å)
38:58:33:LEU:HD23	38:58:38:HIS:HD2	1.87	0.40
38:58:134:ARG:N	38:58:134:ARG:HD3	2.35	0.40
40:78:114:ILE:HD11	40:78:130:PHE:CD2	2.57	0.40
53:K8:66:GLU:HG2	53:K8:67:LYS:N	2.34	0.40
59:Q8:36:LYS:HB3	59:Q8:41:ILE:HG22	2.02	0.40
1:1G:28:G:C6	1:1G:29:G:C5	3.09	0.40
1:1G:439:A:H2'	1:1G:440:A:O4'	2.21	0.40
1:1G:488:C:H6	1:1G:488:C:O5'	2.05	0.40
1:1G:513:C:H2'	1:1G:514:C:H6	1.87	0.40
1:1G:940:C:H2'	1:1G:941:G:H8	1.85	0.40
1:1G:976:G:C8	1:1G:1358:U:C2	3.10	0.40
1:1G:1003:G:H21	1:1G:1005:A:P	2.45	0.40
1:1G:1014:A:H2'	1:1G:1015:A:C5	2.56	0.40
1:1G:1021:G:H8	1:1G:1021:G:OP2	2.04	0.40
1:1G:1157:A:O4'	1:1G:1158:C:C6	2.75	0.40
1:1G:1170:A:N6	1:1G:1171:G:N3	2.69	0.40
1:1G:1216:G:H2'	1:1G:1217:C:H6	1.85	0.40
1:1G:1265:G:H2'	1:1G:1266:G:O4'	2.21	0.40
1:1G:1325:C:H5''	21:1B:17:THR:HG21	2.03	0.40
2:12:178:ARG:NH2	8:72:74:PRO:HG3	2.36	0.40
4:32:49:ARG:O	4:32:50:ARG:C	2.60	0.40
13:4A:65:LYS:HG3	13:4A:69:GLU:CD	2.42	0.40
18:9A:41:LYS:HD3	18:9A:41:LYS:O	2.22	0.40
19:AA:16:LEU:HA	19:AA:19:VAL:HG23	2.02	0.40
25:4L:11:U:H6	25:4L:11:U:H2'	1.65	0.40
26:14:7:G:N2	26:14:8:A:C4	2.89	0.40
26:14:298:G:H5''	26:14:299:A:OP1	2.22	0.40
26:14:456:C:C2	48:B5:69:TYR:HE2	2.39	0.40
26:14:840:C:H42	26:14:938:G:H1	1.68	0.40
26:14:911:A:H2'	41:45:9:TYR:OH	2.21	0.40
26:14:996:A:N3	26:14:997:G:C8	2.89	0.40
26:14:1069:A:H2	26:14:1094:U:O2	2.04	0.40
26:14:1615:C:C5	26:14:1617:C:C4	3.10	0.40
26:14:1807:G:O6	63:14:3899:HOH:O	2.21	0.40
26:14:2355:C:C4'	51:E5:36:ILE:HD11	2.51	0.40
26:14:2475:C:H5''	26:14:2476:A:H5''	2.03	0.40
26:14:2817:G:C4	26:14:2830:G:N2	2.89	0.40
28:79:39:GLU:HB2	28:79:178:ALA:HB3	2.02	0.40
29:19:102:LYS:C	29:19:103:ARG:HG2	2.42	0.40
40:35:88:LEU:HD12	40:35:88:LEU:O	2.20	0.40
43:65:38:GLN:HB3	43:65:47:THR:CG2	2.52	0.40

Continued on next page...

Continued from previous page...

Atom-1	Atom-2	Interatomic distance (Å)	Clash overlap (Å)
43:65:110:LEU:HD13	43:65:112:PHE:CE1	2.57	0.40
46:95:22:VAL:HG22	46:95:23:GLU:N	2.37	0.40
46:95:82:ARG:O	46:95:83:ARG:HD2	2.21	0.40
1:13:143:A:H5'	1:13:144:G:H5'	2.04	0.40
1:13:163:C:H6	1:13:163:C:H5''	1.87	0.40
1:13:186(C):G:H2'	1:13:186(D):C:C6	2.56	0.40
1:13:691:G:H2'	1:13:692:U:C6	2.56	0.40
1:13:715:A:H2'	1:13:716:A:C8	2.57	0.40
1:13:827:U:C5	1:13:872:A:N1	2.89	0.40
1:13:942:G:C2	1:13:943:U:C6	3.10	0.40
2:1E:11:LEU:C	2:1E:14:GLY:H	2.24	0.40
3:2E:32:LEU:CD1	3:2E:59:ARG:HD3	2.51	0.40
7:6E:8:GLU:HG2	7:6E:8:GLU:H	1.70	0.40
19:AI:22:LEU:HA	19:AI:25:LYS:HB3	2.04	0.40
19:AI:43:GLU:H	19:AI:43:GLU:CD	2.24	0.40
26:1H:214:G:OP1	26:1H:214:G:H4'	2.21	0.40
26:1H:234:C:C2	26:1H:235:U:C5	3.10	0.40
26:1H:517:C:OP2	56:N8:13:LYS:HE2	2.21	0.40
26:1H:829:A:N7	26:1H:2247:A:O2'	2.47	0.40
26:1H:1174:A:N9	26:1H:1178:C:N4	2.70	0.40
26:1H:1406:U:H2'	26:1H:1407:C:H6	1.83	0.40
26:1H:1496:A:H2	63:1H:3748:HOH:O	2.04	0.40
26:1H:1496:A:H5'	26:1H:1497:U:OP1	2.22	0.40
26:1H:2542:A:H4'	26:1H:2543:G:C8	2.56	0.40
26:1H:2741:A:H2'	26:1H:2742:C:O4'	2.21	0.40
26:1H:2820:A:C4	42:98:4:LEU:HD11	2.57	0.40
31:31:64:ILE:HA	31:31:64:ILE:HD13	1.80	0.40
32:41:67:LYS:CE	55:M8:6:HIS:CE1	3.05	0.40
33:51:40:GLU:HB2	33:51:41:MET:HE3	2.04	0.40
35:61:100:ALA:O	35:61:104:GLN:N	2.53	0.40
37:48:136:VAL:O	37:48:137:GLU:C	2.59	0.40
40:78:75:ILE:H	40:78:75:ILE:CD1	2.29	0.40
42:98:40:LYS:HZ2	42:98:40:LYS:HG3	1.70	0.40
46:D8:30:GLY:N	46:D8:61:VAL:O	2.54	0.40
46:D8:35:LEU:N	46:D8:57:VAL:O	2.49	0.40
49:G8:74:PRO:O	49:G8:82:PRO:HD2	2.20	0.40
50:H8:124:ILE:HD12	50:H8:125:LEU:H	1.86	0.40
50:H8:153:SER:HB3	50:H8:167:PRO:HB3	2.02	0.40
52:J8:91:LYS:O	52:J8:92:LYS:C	2.60	0.40
57:O8:9:LEU:HD13	57:O8:11:LEU:HD22	2.03	0.40
57:O8:25:LYS:HB2	59:Q8:34:TRP:HD1	1.83	0.40

Continued on next page...

Continued from previous page...

Atom-1	Atom-2	Interatomic distance (Å)	Clash overlap (Å)
1:1G:38:G:H4'	1:1G:547:A:N6	2.37	0.40
1:1G:224:C:H2'	1:1G:225:C:C6	2.57	0.40
1:1G:407:G:C2	1:1G:436:C:C2	3.09	0.40
1:1G:789:U:H2'	1:1G:791:G:N7	2.36	0.40
1:1G:947:G:H2'	1:1G:948:C:O4'	2.21	0.40
1:1G:981:U:H5''	1:1G:982:U:H5''	2.04	0.40
1:1G:1055:A:H62	1:1G:1200:C:H42	1.70	0.40
1:1G:1191:A:OP1	3:22:4:LYS:HE2	2.22	0.40
1:1G:1199:U:H4'	10:1A:54:PHE:CD1	2.56	0.40
1:1G:1239:A:H4'	1:1G:1240:U:C5'	2.52	0.40
6:52:25:ILE:HD12	6:52:82:ARG:HD2	2.03	0.40
17:8A:44:ALA:HA	17:8A:71:PHE:O	2.21	0.40
22:1L:1:G:O2'	22:1L:2:C:P	2.80	0.40
22:1L:10:G:H8	22:1L:10:G:O5'	2.04	0.40
26:14:22:C:H2'	26:14:23:G:O4'	2.21	0.40
26:14:82:G:N1	26:14:103:A:OP2	2.47	0.40
26:14:273(F):C:N3	26:14:363:G:C6	2.90	0.40
26:14:864:G:C6	26:14:865:C:N4	2.89	0.40
26:14:914:C:N3	26:14:915:C:H1'	2.36	0.40
26:14:993:G:C5	26:14:994:C:C5	3.10	0.40
26:14:1360:A:N6	26:14:1371:G:O2'	2.52	0.40
26:14:1498:C:O4'	26:14:1577:C:H4'	2.21	0.40
26:14:1784:A:H5''	63:14:4037:HOH:O	2.21	0.40
26:14:2228:G:C5	26:14:2229:C:C4	3.09	0.40
26:14:2467:C:H4'	41:45:123:HIS:CD2	2.55	0.40
26:14:2756:U:O4'	26:14:2757:A:H8	2.04	0.40
26:14:2820:A:C6	42:55:4:LEU:HD11	2.56	0.40
32:49:107:LEU:HD23	32:49:107:LEU:HA	1.81	0.40
32:49:151:ALA:HB3	32:49:153:ARG:NH1	2.37	0.40
35:69:133:HIS:HB2	35:69:134:PRO:HD3	2.03	0.40
49:C5:12:THR:HB	49:C5:75:ILE:HD12	2.03	0.40
52:F5:85:LEU:CA	52:F5:87:PRO:HD2	2.52	0.40
58:L5:10:ARG:O	58:L5:14:LYS:HG3	2.20	0.40
1:13:151:A:H2'	1:13:151:A:N3	2.35	0.40
1:13:160:A:C6	1:13:344:A:N7	2.89	0.40
1:13:195:A:N7	1:13:196:A:N1	2.69	0.40
1:13:881:G:P	12:3I:12:ARG:NH2	2.94	0.40
1:13:1074:G:O2'	1:13:1101:A:N1	2.45	0.40
2:1E:20:GLU:HG3	2:1E:191:ASP:H	1.87	0.40
6:5E:45:LEU:HD12	6:5E:59:TYR:HD2	1.86	0.40
7:6E:59:LEU:HD23	7:6E:59:LEU:O	2.22	0.40

Continued on next page...

Continued from previous page...

Atom-1	Atom-2	Interatomic distance (Å)	Clash overlap (Å)
8:7E:95:VAL:HG13	8:7E:99:GLU:HB2	2.04	0.40
11:2I:124:LYS:HB2	11:2I:124:LYS:HE2	1.67	0.40
12:3I:37:CYS:O	12:3I:79:GLU:O	2.40	0.40
16:7I:50:LYS:HD3	16:7I:51:VAL:N	2.37	0.40
26:1H:61:G:H5'	53:K8:50:ILE:HD13	2.03	0.40
26:1H:68:G:H2'	26:1H:69:C:O4'	2.22	0.40
26:1H:365:C:H2'	26:1H:366:C:O4'	2.22	0.40
26:1H:443:A:H3'	31:31:45:ARG:NH2	2.37	0.40
26:1H:447:A:C4	26:1H:473:G:N7	2.90	0.40
26:1H:570:G:C6	26:1H:2030:A:C2	3.10	0.40
26:1H:654(C):G:N3	26:1H:654(S):G:N1	2.70	0.40
26:1H:674:G:O2'	31:31:74:ARG:HD3	2.22	0.40
26:1H:779:U:OP1	29:11:49:ILE:HG13	2.22	0.40
26:1H:998:C:H2'	26:1H:999:U:O4'	2.21	0.40
26:1H:1260:G:C6	26:1H:1261:C:C4	3.10	0.40
26:1H:2067:G:O2'	26:1H:2069:G:H5''	2.22	0.40
26:1H:2502:G:H5''	26:1H:2503:A:H5''	2.03	0.40
27:16:17:C:H2'	27:16:18:G:O4'	2.21	0.40
27:16:88:C:H2'	27:16:89:G:O4'	2.21	0.40
29:11:54:ARG:O	29:11:218:ARG:HD3	2.21	0.40
30:21:110:GLY:HA2	30:21:161:GLY:HA3	2.03	0.40
31:31:11:VAL:O	31:31:12:LEU:HD12	2.22	0.40
33:51:136:ILE:O	33:51:136:ILE:HG12	2.20	0.40
35:61:62:LYS:HD2	35:61:133:HIS:CD2	2.56	0.40
40:78:83:VAL:CG1	40:78:112:LEU:HD21	2.51	0.40
41:88:32:TYR:O	41:88:105:GLU:HA	2.22	0.40
42:98:44:LEU:HD23	42:98:44:LEU:HA	1.81	0.40
44:B8:39:ARG:HG2	44:B8:40:THR:H	1.86	0.40
47:E8:14:PRO:HG2	47:E8:78:GLU:CG	2.50	0.40
49:G8:54:LYS:HB3	49:G8:54:LYS:NZ	2.36	0.40
49:G8:87:LYS:HD3	49:G8:89:PHE:HB3	2.03	0.40
58:P8:18:PHE:CD1	58:P8:18:PHE:C	2.94	0.40
58:P8:22:MET:HE3	58:P8:22:MET:HB3	1.88	0.40
59:Q8:37:SER:O	59:Q8:40:GLU:N	2.54	0.40
1:1G:4:U:O4	8:72:105:ARG:HA	2.21	0.40
1:1G:617:G:H4'	16:7A:44:THR:HB	2.03	0.40
1:1G:683:G:C6	1:1G:684:A:C6	3.10	0.40
1:1G:983:A:H3'	1:1G:983:A:N3	2.37	0.40
1:1G:1318:A:C2	19:AA:37:ARG:HD2	2.57	0.40
5:42:69:VAL:O	5:42:71:LEU:N	2.48	0.40
5:42:91:LEU:HD23	5:42:120:THR:HG22	2.03	0.40

Continued on next page...

Continued from previous page...

Atom-1	Atom-2	Interatomic distance (Å)	Clash overlap (Å)
6:52:67:MET:HB2	6:52:68:PRO:HD2	2.04	0.40
7:62:12:LEU:HD21	7:62:28:ASN:ND2	2.35	0.40
7:62:12:LEU:HD23	7:62:12:LEU:HA	1.89	0.40
10:1A:44:VAL:HG11	10:1A:46:ARG:HE	1.86	0.40
11:2A:21:ILE:HG12	11:2A:30:VAL:CG1	2.52	0.40
12:3A:66:VAL:HG11	12:3A:98:TYR:HE1	1.86	0.40
12:3A:117:ARG:HB2	12:3A:122:THR:O	2.22	0.40
21:1B:5:ASP:O	21:1B:8:THR:HG22	2.21	0.40
21:1B:6:ARG:O	21:1B:12:LYS:HG2	2.21	0.40
23:2L:44:A:H2'	23:2L:45:A:H8	1.85	0.40
26:14:337:C:H2'	26:14:338:G:O4'	2.21	0.40
26:14:341:G:C6	26:14:342:G:N7	2.90	0.40
26:14:540:G:C5	26:14:541:C:C5	3.09	0.40
26:14:878:A:C5	26:14:879:G:H1'	2.56	0.40
26:14:887:A:H5''	26:14:888:C:O4'	2.21	0.40
26:14:912:C:O2	26:14:912:C:H2'	2.20	0.40
26:14:1389:G:H2'	26:14:1390:U:O4'	2.21	0.40
26:14:1628:G:H2'	26:14:1629:U:C6	2.57	0.40
26:14:1647:G:OP2	26:14:1647:G:H3'	2.21	0.40
26:14:2062:A:N6	26:14:2503:A:H62	2.19	0.40
26:14:2111:C:H2'	26:14:2169:A:N1	2.36	0.40
26:14:2136:C:H2'	26:14:2137:C:O4'	2.21	0.40
26:14:2404:C:O3'	40:35:77:ARG:NH2	2.53	0.40
26:14:2469:A:C2	26:14:2470:G:C5	3.10	0.40
27:1J:23:G:C2	27:1J:24:G:O6	2.75	0.40
29:19:13:ARG:HD2	29:19:16:MET:HE3	2.04	0.40
30:29:64:LYS:HE3	30:29:64:LYS:HB3	1.70	0.40
31:39:68:LYS:HD2	31:39:68:LYS:O	2.21	0.40
32:49:144:ILE:HA	32:49:148:MET:SD	2.61	0.40
35:69:138:ILE:HG12	35:69:139:GLN:N	2.36	0.40
38:15:35:ARG:HB3	38:15:42:TRP:CZ3	2.55	0.40
38:15:97:ARG:HA	38:15:100:GLU:HB2	2.04	0.40
40:35:82:GLY:HA3	40:35:115:LEU:HD11	2.03	0.40
46:95:14:VAL:HB	46:95:96:ILE:HG21	2.03	0.40
50:D5:97:GLU:HG2	50:D5:125:LEU:HD11	2.03	0.40
51:E5:46:LYS:HA	51:E5:47:PRO:HD3	1.86	0.40
56:J5:52:TYR:CD2	56:J5:53:ALA:N	2.90	0.40

All (2) symmetry-related close contacts are listed below. The label for Atom-2 includes the symmetry operator and encoded unit-cell translations to be applied.

Atom-1	Atom-2	Interatomic distance (Å)	Clash overlap (Å)
46:D8:45:THR:CG2	63:1H:4620:HOH:O[4_465]	1.38	0.82
63:1H:4955:HOH:O	63:C8:206:HOH:O[4_565]	2.19	0.01

5.3 Torsion angles [i](#)

5.3.1 Protein backbone [i](#)

In the following table, the Percentiles column shows the percent Ramachandran outliers of the chain as a percentile score with respect to all X-ray entries followed by that with respect to entries of similar resolution.

The Analysed column shows the number of residues for which the backbone conformation was analysed, and the total number of residues.

Mol	Chain	Analysed	Favoured	Allowed	Outliers	Percentiles	
2	12	235/256 (92%)	183 (78%)	47 (20%)	5 (2%)	7	33
2	1E	227/256 (89%)	171 (75%)	54 (24%)	2 (1%)	17	53
3	22	191/239 (80%)	149 (78%)	41 (22%)	1 (0%)	29	65
3	2E	203/239 (85%)	169 (83%)	33 (16%)	1 (0%)	29	65
4	32	206/209 (99%)	168 (82%)	34 (16%)	4 (2%)	8	36
4	3E	205/209 (98%)	172 (84%)	31 (15%)	2 (1%)	15	51
5	42	149/162 (92%)	132 (89%)	17 (11%)	0	100	100
5	4E	147/162 (91%)	128 (87%)	18 (12%)	1 (1%)	22	59
6	52	99/101 (98%)	93 (94%)	6 (6%)	0	100	100
6	5E	99/101 (98%)	88 (89%)	11 (11%)	0	100	100
7	62	134/156 (86%)	108 (81%)	24 (18%)	2 (2%)	10	41
7	6E	152/156 (97%)	139 (91%)	13 (9%)	0	100	100
8	72	136/138 (99%)	120 (88%)	16 (12%)	0	100	100
8	7E	136/138 (99%)	116 (85%)	20 (15%)	0	100	100
9	82	122/128 (95%)	104 (85%)	17 (14%)	1 (1%)	19	55
9	8E	124/128 (97%)	100 (81%)	22 (18%)	2 (2%)	9	40
10	1A	97/105 (92%)	79 (81%)	18 (19%)	0	100	100
10	1I	97/105 (92%)	83 (86%)	13 (13%)	1 (1%)	15	51
11	2A	111/129 (86%)	94 (85%)	16 (14%)	1 (1%)	17	53
11	2I	109/129 (84%)	94 (86%)	15 (14%)	0	100	100

Continued on next page...

Continued from previous page...

Mol	Chain	Analysed	Favoured	Allowed	Outliers	Percentiles	
12	3A	119/132 (90%)	91 (76%)	23 (19%)	5 (4%)	3	17
12	3I	120/132 (91%)	101 (84%)	19 (16%)	0	100	100
13	4A	109/126 (86%)	84 (77%)	24 (22%)	1 (1%)	17	53
13	4I	117/126 (93%)	91 (78%)	25 (21%)	1 (1%)	17	53
14	5A	55/61 (90%)	38 (69%)	15 (27%)	2 (4%)	3	20
14	5I	59/61 (97%)	48 (81%)	9 (15%)	2 (3%)	3	21
15	6A	85/89 (96%)	77 (91%)	8 (9%)	0	100	100
15	6I	85/89 (96%)	72 (85%)	13 (15%)	0	100	100
16	7A	82/88 (93%)	71 (87%)	11 (13%)	0	100	100
16	7I	81/88 (92%)	73 (90%)	8 (10%)	0	100	100
17	8A	97/105 (92%)	87 (90%)	10 (10%)	0	100	100
17	8I	98/105 (93%)	88 (90%)	10 (10%)	0	100	100
18	9A	65/88 (74%)	56 (86%)	9 (14%)	0	100	100
18	9I	65/88 (74%)	57 (88%)	6 (9%)	2 (3%)	4	23
19	AA	56/93 (60%)	44 (79%)	12 (21%)	0	100	100
19	AI	78/93 (84%)	57 (73%)	15 (19%)	6 (8%)	1	5
20	BA	96/106 (91%)	79 (82%)	14 (15%)	3 (3%)	4	23
20	BI	96/106 (91%)	75 (78%)	17 (18%)	4 (4%)	3	17
21	1B	22/27 (82%)	16 (73%)	5 (23%)	1 (4%)	2	16
21	1F	22/27 (82%)	19 (86%)	2 (9%)	1 (4%)	2	16
28	7I	130/229 (57%)	114 (88%)	16 (12%)	0	100	100
28	79	126/229 (55%)	107 (85%)	19 (15%)	0	100	100
29	11	271/276 (98%)	231 (85%)	37 (14%)	3 (1%)	14	48
29	19	271/276 (98%)	234 (86%)	37 (14%)	0	100	100
30	21	201/206 (98%)	149 (74%)	44 (22%)	8 (4%)	3	18
30	29	201/206 (98%)	145 (72%)	50 (25%)	6 (3%)	4	24
31	31	200/210 (95%)	169 (84%)	28 (14%)	3 (2%)	10	41
31	39	204/210 (97%)	152 (74%)	46 (22%)	6 (3%)	4	25
32	41	177/182 (97%)	150 (85%)	26 (15%)	1 (1%)	25	62
32	49	177/182 (97%)	142 (80%)	32 (18%)	3 (2%)	9	38
33	51	169/180 (94%)	125 (74%)	35 (21%)	9 (5%)	2	13

Continued on next page...

Continued from previous page...

Mol	Chain	Analysed	Favoured	Allowed	Outliers	Percentiles	
33	59	169/180 (94%)	108 (64%)	54 (32%)	7 (4%)	3	18
34	18	28/125 (22%)	20 (71%)	7 (25%)	1 (4%)	3	20
34	28	28/125 (22%)	23 (82%)	4 (14%)	1 (4%)	3	20
35	61	143/148 (97%)	104 (73%)	35 (24%)	4 (3%)	5	26
35	69	143/148 (97%)	109 (76%)	30 (21%)	4 (3%)	5	26
36	38	141/173 (82%)	65 (46%)	54 (38%)	22 (16%)	0	1
37	48	140/147 (95%)	75 (54%)	57 (41%)	8 (6%)	1	12
38	15	135/140 (96%)	115 (85%)	20 (15%)	0	100	100
38	58	135/140 (96%)	108 (80%)	25 (18%)	2 (2%)	10	41
39	25	120/122 (98%)	108 (90%)	11 (9%)	1 (1%)	19	55
39	68	120/122 (98%)	110 (92%)	10 (8%)	0	100	100
40	35	146/150 (97%)	95 (65%)	43 (30%)	8 (6%)	2	12
40	78	145/150 (97%)	112 (77%)	32 (22%)	1 (1%)	22	59
41	45	136/141 (96%)	98 (72%)	33 (24%)	5 (4%)	3	19
41	88	139/141 (99%)	116 (84%)	21 (15%)	2 (1%)	11	43
42	55	116/118 (98%)	103 (89%)	13 (11%)	0	100	100
42	98	116/118 (98%)	100 (86%)	16 (14%)	0	100	100
43	65	108/112 (96%)	82 (76%)	22 (20%)	4 (4%)	3	19
43	A8	109/112 (97%)	87 (80%)	22 (20%)	0	100	100
44	75	132/146 (90%)	110 (83%)	22 (17%)	0	100	100
44	B8	134/146 (92%)	105 (78%)	29 (22%)	0	100	100
45	85	115/118 (98%)	96 (84%)	19 (16%)	0	100	100
45	C8	113/118 (96%)	93 (82%)	18 (16%)	2 (2%)	8	37
46	95	98/101 (97%)	71 (72%)	21 (21%)	6 (6%)	1	10
46	D8	99/101 (98%)	84 (85%)	15 (15%)	0	100	100
47	A5	109/113 (96%)	97 (89%)	12 (11%)	0	100	100
47	E8	110/113 (97%)	95 (86%)	15 (14%)	0	100	100
48	B5	92/96 (96%)	79 (86%)	13 (14%)	0	100	100
48	F8	93/96 (97%)	81 (87%)	11 (12%)	1 (1%)	14	48
49	C5	104/110 (94%)	66 (64%)	31 (30%)	7 (7%)	1	8
49	G8	103/110 (94%)	73 (71%)	30 (29%)	0	100	100

Continued on next page...

Continued from previous page...

Mol	Chain	Analysed	Favoured	Allowed	Outliers	Percentiles	
50	D5	198/206 (96%)	136 (69%)	54 (27%)	8 (4%)	3	18
50	H8	161/206 (78%)	123 (76%)	32 (20%)	6 (4%)	3	19
51	E5	76/85 (89%)	65 (86%)	11 (14%)	0	100	100
51	I8	79/85 (93%)	63 (80%)	15 (19%)	1 (1%)	12	44
52	F5	92/98 (94%)	81 (88%)	9 (10%)	2 (2%)	6	32
52	J8	91/98 (93%)	79 (87%)	12 (13%)	0	100	100
53	G5	64/72 (89%)	58 (91%)	5 (8%)	1 (2%)	9	40
53	K8	67/72 (93%)	57 (85%)	8 (12%)	2 (3%)	4	24
54	H5	56/60 (93%)	52 (93%)	4 (7%)	0	100	100
54	L8	56/60 (93%)	54 (96%)	2 (4%)	0	100	100
55	M8	46/71 (65%)	24 (52%)	20 (44%)	2 (4%)	2	17
56	J5	54/60 (90%)	47 (87%)	7 (13%)	0	100	100
56	N8	48/60 (80%)	42 (88%)	6 (12%)	0	100	100
57	O8	43/54 (80%)	26 (60%)	16 (37%)	1 (2%)	6	31
58	L5	45/49 (92%)	42 (93%)	3 (7%)	0	100	100
58	P8	45/49 (92%)	43 (96%)	2 (4%)	0	100	100
59	M5	62/65 (95%)	49 (79%)	12 (19%)	1 (2%)	9	40
59	Q8	62/65 (95%)	47 (76%)	13 (21%)	2 (3%)	4	22
All	All	11677/12957 (90%)	9408 (81%)	2067 (18%)	202 (2%)	9	38

All (202) Ramachandran outliers are listed below:

Mol	Chain	Res	Type
13	4I	12	ASN
30	21	78	LEU
30	21	83	ASP
33	51	10	PRO
34	18	25	ASP
36	38	29	TYR
36	38	37	THR
36	38	38	HIS
36	38	104	ILE
36	38	105	PRO
37	48	123	ALA
37	48	144	VAL
45	C8	93	LYS

Continued on next page...

Continued from previous page...

Mol	Chain	Res	Type
48	F8	4	ALA
50	H8	53	ILE
50	H8	60	GLU
4	32	153	ARG
12	3A	27	LEU
12	3A	105	TYR
12	3A	106	ASP
20	BA	74	LYS
20	BA	75	ASN
31	39	28	ILE
31	39	124	LEU
33	59	86	GLU
33	59	87	LEU
40	35	36	LYS
41	45	87	LYS
49	C5	56	PRO
50	D5	53	ILE
50	D5	182	LYS
50	D5	193	GLU
59	M5	34	TRP
4	3E	156	GLU
14	5I	17	LYS
18	9I	22	VAL
19	AI	41	VAL
20	BI	46	GLU
20	BI	74	LYS
30	21	60	ASN
36	38	63	LEU
36	38	67	GLY
36	38	88	ALA
34	28	18	LEU
38	58	22	THR
53	K8	47	ASN
55	M8	24	THR
2	12	9	GLU
2	12	22	LYS
4	32	34	GLU
11	2A	101	SER
13	4A	84	ILE
14	5A	17	LYS
21	1B	3	LYS
31	39	25	PRO

Continued on next page...

Continued from previous page...

Mol	Chain	Res	Type
31	39	27	GLU
33	59	159	GLU
40	35	15	ARG
40	35	53	GLY
40	35	58	THR
40	35	108	LYS
41	45	30	GLY
46	95	78	LYS
46	95	79	VAL
49	C5	29	GLU
49	C5	57	GLN
50	D5	180	VAL
52	F5	92	LYS
9	8E	111	ARG
10	1I	57	LYS
14	5I	14	PRO
20	BI	95	ALA
21	1F	3	LYS
29	11	99	ASP
30	21	82	ARG
31	31	130	ALA
33	51	13	LYS
35	61	134	PRO
36	38	21	GLN
36	38	45	LYS
36	38	46	GLN
36	38	51	LEU
36	38	89	ALA
36	38	99	SER
37	48	122	ALA
40	78	15	ARG
41	88	6	ARG
41	88	134	ARG
50	H8	6	LYS
50	H8	52	SER
55	M8	25	TYR
57	O8	32	ASN
59	Q8	35	GLN
59	Q8	36	LYS
2	12	8	LYS
7	62	145	ALA
7	62	146	GLU

Continued on next page...

Continued from previous page...

Mol	Chain	Res	Type
30	29	51	PHE
30	29	54	GLN
33	59	126	PRO
35	69	78	THR
40	35	142	GLY
43	65	89	ARG
46	95	99	ILE
2	1E	238	LEU
19	AI	81	ARG
29	11	238	GLY
30	21	54	GLN
35	61	12	LEU
36	38	98	LYS
36	38	102	LYS
36	38	119	ALA
37	48	91	PRO
2	12	73	THR
3	22	90	GLU
9	82	56	LEU
20	BA	73	HIS
30	29	71	GLY
31	39	48	THR
32	49	117	PHE
33	59	98	LEU
35	69	77	LEU
39	25	14	THR
43	65	87	PHE
46	95	44	LYS
46	95	77	ALA
49	C5	17	SER
50	D5	60	GLU
50	D5	108	PRO
50	D5	109	ALA
3	2E	12	LEU
19	AI	7	LYS
19	AI	43	GLU
30	21	118	LYS
30	21	130	GLY
32	41	117	PHE
33	51	12	PRO
33	51	84	SER
33	51	155	SER

Continued on next page...

Continued from previous page...

Mol	Chain	Res	Type
33	51	164	TYR
36	38	62	ALA
36	38	70	GLU
36	38	120	LYS
37	48	139	VAL
38	58	96	GLU
45	C8	51	LYS
51	I8	9	SER
53	K8	43	GLN
4	32	28	SER
12	3A	28	LYS
14	5A	30	ALA
31	39	21	ALA
32	49	4	ASP
40	35	35	HIS
40	35	56	SER
41	45	59	ARG
43	65	17	ARG
43	65	62	LYS
49	C5	19	LYS
49	C5	55	TYR
50	D5	191	VAL
52	F5	93	GLU
53	G5	47	ASN
4	3E	25	ARG
9	8E	112	LYS
18	9I	21	LYS
20	BI	98	PRO
31	31	25	PRO
31	31	54	ARG
33	51	137	ASP
33	51	138	LYS
33	51	153	LYS
37	48	72	PRO
50	H8	64	GLY
2	12	74	LYS
33	59	41	MET
35	69	75	LEU
41	45	23	GLY
19	AI	9	VAL
30	29	88	GLY
29	11	36	PRO

Continued on next page...

Continued from previous page...

Mol	Chain	Res	Type
30	21	72	VAL
30	29	61	ARG
35	69	16	GLY
46	95	50	PRO
2	1E	208	ILE
5	4E	115	VAL
36	38	73	GLY
37	48	138	VAL
50	H8	111	VAL
30	29	52	LEU
33	59	169	VAL
49	C5	58	GLY
36	38	69	PRO
12	3A	63	GLY
32	49	5	VAL
35	61	34	GLY
35	61	133	HIS
41	45	78	PRO
19	AI	42	PRO
4	32	29	PRO
37	48	13	PRO

5.3.2 Protein sidechains [i](#)

In the following table, the Percentiles column shows the percent sidechain outliers of the chain as a percentile score with respect to all X-ray entries followed by that with respect to entries of similar resolution.

The Analysed column shows the number of residues for which the sidechain conformation was analysed, and the total number of residues.

Mol	Chain	Analysed	Rotameric	Outliers	Percentiles	
2	12	205/220 (93%)	155 (76%)	50 (24%)	0	2
2	1E	200/220 (91%)	146 (73%)	54 (27%)	0	1
3	22	153/188 (81%)	114 (74%)	39 (26%)	0	2
3	2E	159/188 (85%)	126 (79%)	33 (21%)	1	5
4	32	180/181 (99%)	143 (79%)	37 (21%)	1	5
4	3E	178/181 (98%)	145 (82%)	33 (18%)	1	8
5	42	116/123 (94%)	84 (72%)	32 (28%)	0	1
5	4E	115/123 (94%)	92 (80%)	23 (20%)	1	6

Continued on next page...

Continued from previous page...

Mol	Chain	Analysed	Rotameric	Outliers	Percentiles	
6	52	90/90 (100%)	77 (86%)	13 (14%)	3	14
6	5E	90/90 (100%)	74 (82%)	16 (18%)	2	8
7	62	114/127 (90%)	89 (78%)	25 (22%)	1	4
7	6E	125/127 (98%)	102 (82%)	23 (18%)	1	8
8	72	119/119 (100%)	101 (85%)	18 (15%)	3	13
8	7E	119/119 (100%)	94 (79%)	25 (21%)	1	5
9	82	95/99 (96%)	69 (73%)	26 (27%)	0	1
9	8E	97/99 (98%)	69 (71%)	28 (29%)	0	1
10	1A	89/92 (97%)	67 (75%)	22 (25%)	0	2
10	1I	89/92 (97%)	68 (76%)	21 (24%)	1	3
11	2A	85/99 (86%)	66 (78%)	19 (22%)	1	4
11	2I	84/99 (85%)	61 (73%)	23 (27%)	0	1
12	3A	102/109 (94%)	81 (79%)	21 (21%)	1	5
12	3I	103/109 (94%)	80 (78%)	23 (22%)	1	4
13	4A	90/101 (89%)	63 (70%)	27 (30%)	0	1
13	4I	93/101 (92%)	72 (77%)	21 (23%)	1	4
14	5A	47/50 (94%)	32 (68%)	15 (32%)	0	0
14	5I	50/50 (100%)	41 (82%)	9 (18%)	1	8
15	6A	79/80 (99%)	67 (85%)	12 (15%)	3	12
15	6I	79/80 (99%)	66 (84%)	13 (16%)	2	10
16	7A	72/74 (97%)	59 (82%)	13 (18%)	1	8
16	7I	72/74 (97%)	55 (76%)	17 (24%)	1	3
17	8A	94/97 (97%)	80 (85%)	14 (15%)	3	13
17	8I	95/97 (98%)	77 (81%)	18 (19%)	1	7
18	9A	58/77 (75%)	47 (81%)	11 (19%)	1	7
18	9I	58/77 (75%)	48 (83%)	10 (17%)	2	9
19	AA	52/80 (65%)	41 (79%)	11 (21%)	1	5
19	AI	70/80 (88%)	52 (74%)	18 (26%)	0	2
20	BA	76/82 (93%)	58 (76%)	18 (24%)	1	3
20	BI	75/82 (92%)	54 (72%)	21 (28%)	0	1
21	1B	19/22 (86%)	18 (95%)	1 (5%)	22	55

Continued on next page...

Continued from previous page...

Mol	Chain	Analysed	Rotameric	Outliers	Percentiles	
21	1F	19/22 (86%)	17 (90%)	2 (10%)	7	26
28	71	110/181 (61%)	82 (74%)	28 (26%)	0	2
28	79	107/181 (59%)	97 (91%)	10 (9%)	9	31
29	11	214/218 (98%)	170 (79%)	44 (21%)	1	5
29	19	214/218 (98%)	163 (76%)	51 (24%)	0	3
30	21	165/166 (99%)	119 (72%)	46 (28%)	0	1
30	29	165/166 (99%)	129 (78%)	36 (22%)	1	5
31	31	161/166 (97%)	122 (76%)	39 (24%)	0	2
31	39	163/166 (98%)	119 (73%)	44 (27%)	0	1
32	41	153/156 (98%)	117 (76%)	36 (24%)	1	3
32	49	153/156 (98%)	111 (72%)	42 (28%)	0	1
33	51	142/148 (96%)	100 (70%)	42 (30%)	0	1
33	59	142/148 (96%)	105 (74%)	37 (26%)	0	2
34	18	26/90 (29%)	18 (69%)	8 (31%)	0	1
34	28	26/90 (29%)	13 (50%)	13 (50%)	0	0
35	61	122/124 (98%)	90 (74%)	32 (26%)	0	2
35	69	122/124 (98%)	84 (69%)	38 (31%)	0	1
36	38	115/135 (85%)	64 (56%)	51 (44%)	0	0
37	48	106/111 (96%)	67 (63%)	39 (37%)	0	0
38	15	116/119 (98%)	89 (77%)	27 (23%)	1	3
38	58	116/119 (98%)	88 (76%)	28 (24%)	0	2
39	25	100/100 (100%)	78 (78%)	22 (22%)	1	4
39	68	100/100 (100%)	89 (89%)	11 (11%)	6	24
40	35	115/116 (99%)	82 (71%)	33 (29%)	0	1
40	78	114/116 (98%)	77 (68%)	37 (32%)	0	0
41	45	109/111 (98%)	79 (72%)	30 (28%)	0	1
41	88	109/111 (98%)	93 (85%)	16 (15%)	3	13
42	55	101/101 (100%)	82 (81%)	19 (19%)	1	7
42	98	101/101 (100%)	77 (76%)	24 (24%)	0	3
43	65	87/88 (99%)	59 (68%)	28 (32%)	0	0
43	A8	87/88 (99%)	57 (66%)	30 (34%)	0	0

Continued on next page...

Continued from previous page...

Mol	Chain	Analysed	Rotameric	Outliers	Percentiles	
44	75	117/127 (92%)	85 (73%)	32 (27%)	0	1
44	B8	119/127 (94%)	87 (73%)	32 (27%)	0	1
45	85	93/94 (99%)	77 (83%)	16 (17%)	2	9
45	C8	92/94 (98%)	73 (79%)	19 (21%)	1	5
46	95	82/82 (100%)	66 (80%)	16 (20%)	1	7
46	D8	82/82 (100%)	58 (71%)	24 (29%)	0	1
47	A5	91/92 (99%)	68 (75%)	23 (25%)	0	2
47	E8	91/92 (99%)	75 (82%)	16 (18%)	2	9
48	B5	75/78 (96%)	59 (79%)	16 (21%)	1	5
48	F8	75/78 (96%)	60 (80%)	15 (20%)	1	6
49	C5	81/91 (89%)	58 (72%)	23 (28%)	0	1
49	G8	82/91 (90%)	66 (80%)	16 (20%)	1	7
50	D5	173/179 (97%)	129 (75%)	44 (25%)	0	2
50	H8	147/179 (82%)	112 (76%)	35 (24%)	0	3
51	E5	62/67 (92%)	51 (82%)	11 (18%)	2	8
51	I8	62/67 (92%)	48 (77%)	14 (23%)	1	4
52	F5	79/83 (95%)	53 (67%)	26 (33%)	0	0
52	J8	78/83 (94%)	61 (78%)	17 (22%)	1	5
53	G5	62/67 (92%)	43 (69%)	19 (31%)	0	1
53	K8	63/67 (94%)	44 (70%)	19 (30%)	0	1
54	H5	50/52 (96%)	43 (86%)	7 (14%)	3	15
54	L8	50/52 (96%)	38 (76%)	12 (24%)	0	3
55	M8	42/63 (67%)	30 (71%)	12 (29%)	0	1
56	J5	48/52 (92%)	38 (79%)	10 (21%)	1	5
56	N8	44/52 (85%)	34 (77%)	10 (23%)	1	4
57	O8	44/52 (85%)	29 (66%)	15 (34%)	0	0
58	L5	40/42 (95%)	34 (85%)	6 (15%)	3	13
58	P8	38/42 (90%)	34 (90%)	4 (10%)	7	26
59	M5	54/55 (98%)	40 (74%)	14 (26%)	0	2
59	Q8	54/55 (98%)	41 (76%)	13 (24%)	0	2
All	All	9836/10671 (92%)	7504 (76%)	2332 (24%)	1	3

All (2332) residues with a non-rotameric sidechain are listed below:

Mol	Chain	Res	Type
2	1E	5	ILE
2	1E	7	VAL
2	1E	9	GLU
2	1E	10	LEU
2	1E	11	LEU
2	1E	17	PHE
2	1E	21	ARG
2	1E	23	ARG
2	1E	28	PHE
2	1E	31	TYR
2	1E	35	GLU
2	1E	36	ARG
2	1E	42	ILE
2	1E	44	LEU
2	1E	50	GLU
2	1E	51	LEU
2	1E	55	PHE
2	1E	69	LEU
2	1E	71	VAL
2	1E	73	THR
2	1E	74	LYS
2	1E	80	ILE
2	1E	93	VAL
2	1E	96	ARG
2	1E	108	ILE
2	1E	109	SER
2	1E	118	LEU
2	1E	122	PHE
2	1E	127	ILE
2	1E	136	VAL
2	1E	144	ARG
2	1E	156	LYS
2	1E	160	ASP
2	1E	162	ILE
2	1E	163	PHE
2	1E	170	GLU
2	1E	172	ILE
2	1E	178	ARG
2	1E	185	ILE
2	1E	187	LEU
2	1E	189	ASP
2	1E	190	THR

Continued on next page...

Continued from previous page...

Mol	Chain	Res	Type
2	1E	195	ASP
2	1E	197	VAL
2	1E	200	ILE
2	1E	205	ASP
2	1E	211	ILE
2	1E	214	ILE
2	1E	219	VAL
2	1E	221	LEU
2	1E	222	ILE
2	1E	223	ILE
2	1E	224	GLN
2	1E	230	VAL
3	2E	3	ASN
3	2E	5	ILE
3	2E	8	ILE
3	2E	16	ARG
3	2E	18	TRP
3	2E	21	ARG
3	2E	31	HIS
3	2E	32	LEU
3	2E	36	ASP
3	2E	49	SER
3	2E	52	LEU
3	2E	54	ARG
3	2E	63	ASN
3	2E	76	VAL
3	2E	79	ARG
3	2E	95	THR
3	2E	98	ASN
3	2E	104	GLN
3	2E	116	VAL
3	2E	127	ARG
3	2E	128	PHE
3	2E	131	ARG
3	2E	132	ARG
3	2E	136	GLN
3	2E	138	VAL
3	2E	140	ARG
3	2E	154	SER
3	2E	166	GLU
3	2E	170	GLN
3	2E	184	TYR

Continued on next page...

Continued from previous page...

Mol	Chain	Res	Type
3	2E	192	THR
3	2E	202	ILE
3	2E	206	GLU
4	3E	3	ARG
4	3E	10	ARG
4	3E	13	ARG
4	3E	15	GLU
4	3E	17	VAL
4	3E	46	LYS
4	3E	50	ARG
4	3E	58	LEU
4	3E	59	ARG
4	3E	60	GLU
4	3E	64	LEU
4	3E	66	ARG
4	3E	76	ARG
4	3E	96	LEU
4	3E	108	LEU
4	3E	114	ARG
4	3E	122	ARG
4	3E	127	THR
4	3E	132	ARG
4	3E	135	LEU
4	3E	141	ARG
4	3E	151	LYS
4	3E	154	ASN
4	3E	155	LEU
4	3E	160	GLN
4	3E	175	SER
4	3E	176	LEU
4	3E	184	LYS
4	3E	188	LEU
4	3E	190	ASP
4	3E	191	ARG
4	3E	200	GLU
4	3E	209	ARG
5	4E	10	MET
5	4E	11	ILE
5	4E	16	THR
5	4E	18	ARG
5	4E	19	MET
5	4E	31	LEU

Continued on next page...

Continued from previous page...

Mol	Chain	Res	Type
5	4E	41	VAL
5	4E	47	LYS
5	4E	63	ARG
5	4E	64	ARG
5	4E	68	GLU
5	4E	71	LEU
5	4E	72	GLN
5	4E	75	THR
5	4E	79	GLU
5	4E	87	SER
5	4E	92	LYS
5	4E	112	LEU
5	4E	116	THR
5	4E	147	ASP
5	4E	148	VAL
5	4E	152	ARG
5	4E	153	LYS
6	5E	21	LEU
6	5E	23	LYS
6	5E	32	ASN
6	5E	36	ARG
6	5E	37	VAL
6	5E	43	LEU
6	5E	57	GLN
6	5E	70	ASP
6	5E	71	ARG
6	5E	72	VAL
6	5E	86	ARG
6	5E	87	ARG
6	5E	89	MET
6	5E	91	VAL
6	5E	92	LYS
6	5E	96	PRO
7	6E	21	VAL
7	6E	22	LEU
7	6E	30	ILE
7	6E	37	ASN
7	6E	38	LEU
7	6E	52	GLU
7	6E	54	THR
7	6E	63	LYS
7	6E	73	MET

Continued on next page...

Continued from previous page...

Mol	Chain	Res	Type
7	6E	78	ARG
7	6E	80	VAL
7	6E	90	GLU
7	6E	96	GLN
7	6E	97	GLN
7	6E	104	LEU
7	6E	113	GLU
7	6E	115	ARG
7	6E	124	LEU
7	6E	126	ASP
7	6E	143	ARG
7	6E	149	ARG
7	6E	154	TYR
7	6E	155	ARG
8	7E	1	MET
8	7E	3	THR
8	7E	18	ARG
8	7E	23	SER
8	7E	26	VAL
8	7E	36	LEU
8	7E	45	ILE
8	7E	49	GLU
8	7E	52	ASP
8	7E	56	LYS
8	7E	63	LEU
8	7E	67	PRO
8	7E	68	ARG
8	7E	80	ILE
8	7E	83	ILE
8	7E	84	ARG
8	7E	85	ARG
8	7E	107	LEU
8	7E	109	ILE
8	7E	112	LEU
8	7E	118	VAL
8	7E	123	GLU
8	7E	127	LEU
8	7E	129	VAL
8	7E	137	VAL
9	8E	9	ARG
9	8E	10	ARG
9	8E	16	ARG

Continued on next page...

Continued from previous page...

Mol	Chain	Res	Type
9	8E	20	ARG
9	8E	33	PHE
9	8E	34	ASN
9	8E	35	GLU
9	8E	38	GLN
9	8E	40	LEU
9	8E	42	ARG
9	8E	44	VAL
9	8E	47	LEU
9	8E	51	ARG
9	8E	53	VAL
9	8E	54	ASP
9	8E	75	ASP
9	8E	79	LEU
9	8E	91	ASP
9	8E	92	TYR
9	8E	99	LEU
9	8E	105	ASP
9	8E	108	VAL
9	8E	112	LYS
9	8E	113	LYS
9	8E	114	TYR
9	8E	118	LYS
9	8E	121	ARG
9	8E	125	TYR
10	1I	14	LYS
10	1I	21	GLN
10	1I	22	LYS
10	1I	34	VAL
10	1I	40	LEU
10	1I	43	ARG
10	1I	44	VAL
10	1I	49	VAL
10	1I	57	LYS
10	1I	59	SER
10	1I	62	HIS
10	1I	63	PHE
10	1I	66	ARG
10	1I	74	ILE
10	1I	75	ILE
10	1I	80	LYS
10	1I	84	GLN

Continued on next page...

Continued from previous page...

Mol	Chain	Res	Type
10	1I	92	THR
10	1I	95	GLU
10	1I	96	ILE
10	1I	98	ILE
11	2I	16	SER
11	2I	18	ARG
11	2I	28	THR
11	2I	29	ILE
11	2I	30	VAL
11	2I	32	ILE
11	2I	51	LYS
11	2I	54	ARG
11	2I	62	GLN
11	2I	70	LYS
11	2I	71	LYS
11	2I	75	TYR
11	2I	81	ASP
11	2I	82	VAL
11	2I	84	VAL
11	2I	87	THR
11	2I	91	ARG
11	2I	96	ARG
11	2I	106	LYS
11	2I	109	VAL
11	2I	120	ARG
11	2I	123	LYS
11	2I	124	LYS
12	3I	7	ILE
12	3I	8	ASN
12	3I	11	VAL
12	3I	18	VAL
12	3I	19	ARG
12	3I	20	LYS
12	3I	22	SER
12	3I	33	ARG
12	3I	34	ARG
12	3I	44	THR
12	3I	46	LYS
12	3I	55	VAL
12	3I	60	LEU
12	3I	62	SER
12	3I	64	TYR

Continued on next page...

Continued from previous page...

Mol	Chain	Res	Type
12	3I	67	THR
12	3I	79	GLU
12	3I	102	ARG
12	3I	112	ASP
12	3I	115	LYS
12	3I	116	SER
12	3I	123	LYS
12	3I	126	LYS
13	4I	3	ARG
13	4I	17	VAL
13	4I	32	GLU
13	4I	34	LEU
13	4I	35	GLU
13	4I	44	ARG
13	4I	45	VAL
13	4I	46	LYS
13	4I	48	LEU
13	4I	50	GLU
13	4I	56	LEU
13	4I	64	TRP
13	4I	67	GLU
13	4I	70	LEU
13	4I	83	ASP
13	4I	96	LEU
13	4I	102	ARG
13	4I	104	ARG
13	4I	106	ASN
13	4I	108	ARG
13	4I	109	THR
14	5I	4	LYS
14	5I	6	LEU
14	5I	22	THR
14	5I	32	SER
14	5I	33	VAL
14	5I	35	ARG
14	5I	41	ARG
14	5I	44	LEU
14	5I	56	VAL
15	6I	6	GLU
15	6I	17	ARG
15	6I	24	SER
15	6I	26	GLU

Continued on next page...

Continued from previous page...

Mol	Chain	Res	Type
15	6I	31	LEU
15	6I	41	GLU
15	6I	47	LYS
15	6I	64	ARG
15	6I	66	LEU
15	6I	67	LEU
15	6I	68	ARG
15	6I	76	GLU
15	6I	88	ARG
16	7I	1	MET
16	7I	4	ILE
16	7I	6	LEU
16	7I	8	ARG
16	7I	11	SER
16	7I	18	ARG
16	7I	20	VAL
16	7I	21	VAL
16	7I	22	THR
16	7I	27	LYS
16	7I	28	ARG
16	7I	43	LYS
16	7I	45	THR
16	7I	47	ASP
16	7I	50	LYS
16	7I	72	ARG
16	7I	80	PHE
17	8I	4	LYS
17	8I	7	THR
17	8I	12	SER
17	8I	24	GLU
17	8I	38	ARG
17	8I	43	LEU
17	8I	48	GLU
17	8I	52	LYS
17	8I	60	ILE
17	8I	62	SER
17	8I	68	ARG
17	8I	74	LEU
17	8I	81	ARG
17	8I	89	LEU
17	8I	92	ARG
17	8I	96	GLU

Continued on next page...

Continued from previous page...

Mol	Chain	Res	Type
17	8I	98	LEU
17	8I	101	ARG
18	9I	22	VAL
18	9I	28	GLU
18	9I	32	ARG
18	9I	36	ASN
18	9I	42	ARG
18	9I	54	ARG
18	9I	68	LYS
18	9I	76	LEU
18	9I	84	LYS
18	9I	86	VAL
19	AI	5	LEU
19	AI	6	LYS
19	AI	10	PHE
19	AI	20	LEU
19	AI	22	LEU
19	AI	25	LYS
19	AI	27	GLU
19	AI	29	ARG
19	AI	31	ILE
19	AI	33	THR
19	AI	36	ARG
19	AI	37	ARG
19	AI	39	THR
19	AI	41	VAL
19	AI	45	VAL
19	AI	48	THR
19	AI	71	LEU
19	AI	77	THR
20	BI	11	SER
20	BI	13	LEU
20	BI	15	ARG
20	BI	17	ARG
20	BI	18	GLN
20	BI	24	LEU
20	BI	30	LYS
20	BI	34	LYS
20	BI	36	LEU
20	BI	37	SER
20	BI	42	GLN
20	BI	50	GLU

Continued on next page...

Continued from previous page...

Mol	Chain	Res	Type
20	BI	55	ILE
20	BI	56	MET
20	BI	57	ARG
20	BI	64	ASP
20	BI	70	SER
20	BI	74	LYS
20	BI	75	ASN
20	BI	100	ILE
20	BI	105	SER
21	1F	8	THR
21	1F	10	ARG
28	71	6	ARG
28	71	8	ARG
28	71	13	LYS
28	71	19	ILE
28	71	21	THR
28	71	24	GLU
28	71	30	LYS
28	71	52	ARG
28	71	55	ASP
28	71	59	ARG
28	71	64	LEU
28	71	66	HIS
28	71	68	LEU
28	71	165	ASN
28	71	168	THR
28	71	171	ILE
28	71	177	LYS
28	71	185	LEU
28	71	187	ASP
28	71	188	ASN
28	71	189	ILE
28	71	202	GLU
28	71	205	LYS
28	71	211	SER
28	71	212	VAL
28	71	213	TYR
28	71	222	VAL
28	71	227	HIS
29	11	13	ARG
29	11	17	THR
29	11	26	LYS

Continued on next page...

Continued from previous page...

Mol	Chain	Res	Type
29	11	27	THR
29	11	28	GLU
29	11	29	PRO
29	11	31	LYS
29	11	32	SER
29	11	33	LEU
29	11	35	LYS
29	11	37	LEU
29	11	38	LYS
29	11	39	LYS
29	11	43	ARG
29	11	46	GLN
29	11	61	LEU
29	11	64	ILE
29	11	65	ILE
29	11	94	LEU
29	11	101	GLU
29	11	103	ARG
29	11	105	ILE
29	11	106	ILE
29	11	113	VAL
29	11	116	GLN
29	11	117	VAL
29	11	126	GLN
29	11	136	ILE
29	11	141	VAL
29	11	142	VAL
29	11	154	LYS
29	11	162	SER
29	11	165	ILE
29	11	192	THR
29	11	193	VAL
29	11	200	ASP
29	11	212	SER
29	11	228	PRO
29	11	229	VAL
29	11	239	ARG
29	11	242	ARG
29	11	257	LEU
29	11	261	LYS
29	11	271	ILE
30	21	12	THR

Continued on next page...

Continued from previous page...

Mol	Chain	Res	Type
30	21	14	ILE
30	21	16	ARG
30	21	21	VAL
30	21	26	ILE
30	21	40	GLU
30	21	41	LYS
30	21	47	VAL
30	21	48	GLN
30	21	52	LEU
30	21	54	GLN
30	21	57	LYS
30	21	60	ASN
30	21	61	ARG
30	21	63	LEU
30	21	64	LYS
30	21	66	HIS
30	21	78	LEU
30	21	80	GLU
30	21	82	ARG
30	21	84	PHE
30	21	87	GLU
30	21	95	ILE
30	21	101	ARG
30	21	107	THR
30	21	111	ARG
30	21	113	PHE
30	21	116	VAL
30	21	118	LYS
30	21	119	ARG
30	21	136	ARG
30	21	138	PRO
30	21	144	ARG
30	21	146	THR
30	21	149	ARG
30	21	163	GLU
30	21	169	ASN
30	21	175	VAL
30	21	179	GLU
30	21	181	LEU
30	21	188	VAL
30	21	195	LEU
30	21	196	VAL

Continued on next page...

Continued from previous page...

Mol	Chain	Res	Type
30	21	197	ILE
30	21	202	LYS
30	21	203	LYS
31	31	13	SER
31	31	17	ARG
31	31	27	GLU
31	31	28	ILE
31	31	32	LEU
31	31	33	LEU
31	31	43	LYS
31	31	56	GLU
31	31	64	ILE
31	31	78	ILE
31	31	82	ILE
31	31	88	VAL
31	31	98	SER
31	31	101	LEU
31	31	106	ARG
31	31	107	LYS
31	31	112	MET
31	31	116	ASP
31	31	117	ARG
31	31	127	GLU
31	31	137	LYS
31	31	152	GLU
31	31	153	SER
31	31	156	LEU
31	31	158	THR
31	31	161	GLU
31	31	162	LEU
31	31	168	ARG
31	31	170	LEU
31	31	174	VAL
31	31	175	THR
31	31	181	LEU
31	31	183	VAL
31	31	188	ARG
31	31	189	THR
31	31	194	MET
31	31	196	LEU
31	31	205	ARG
31	31	206	ILE

Continued on next page...

Continued from previous page...

Mol	Chain	Res	Type
32	41	3	LEU
32	41	14	GLU
32	41	19	LEU
32	41	21	ARG
32	41	28	VAL
32	41	31	VAL
32	41	43	LEU
32	41	45	GLU
32	41	47	LYS
32	41	48	GLU
32	41	51	ARG
32	41	52	ILE
32	41	53	LEU
32	41	58	GLN
32	41	62	LEU
32	41	67	LYS
32	41	70	VAL
32	41	76	SER
32	41	77	ILE
32	41	80	PHE
32	41	82	LEU
32	41	83	ARG
32	41	90	LEU
32	41	94	LEU
32	41	96	ARG
32	41	101	ILE
32	41	108	ASN
32	41	115	ARG
32	41	116	ASP
32	41	126	ASP
32	41	130	ASN
32	41	136	ARG
32	41	139	LEU
32	41	150	ASP
32	41	155	MET
32	41	168	GLU
33	51	2	SER
33	51	4	ILE
33	51	7	LEU
33	51	9	ILE
33	51	11	VAL
33	51	37	VAL

Continued on next page...

Continued from previous page...

Mol	Chain	Res	Type
33	51	41	MET
33	51	45	VAL
33	51	51	ARG
33	51	61	HIS
33	51	63	SER
33	51	64	LEU
33	51	68	THR
33	51	71	LEU
33	51	80	SER
33	51	81	GLU
33	51	83	TYR
33	51	84	SER
33	51	97	ARG
33	51	98	LEU
33	51	99	VAL
33	51	104	GLU
33	51	105	LEU
33	51	110	SER
33	51	121	ILE
33	51	129	THR
33	51	130	ARG
33	51	132	ARG
33	51	133	VAL
33	51	134	SER
33	51	136	ILE
33	51	137	ASP
33	51	138	LYS
33	51	139	GLN
33	51	140	LYS
33	51	152	ARG
33	51	155	SER
33	51	159	GLU
33	51	160	LYS
33	51	167	GLU
33	51	169	VAL
33	51	171	LEU
34	18	3	LEU
34	18	9	LYS
34	18	10	GLU
34	18	14	GLN
34	18	17	VAL
34	18	18	LEU

Continued on next page...

Continued from previous page...

Mol	Chain	Res	Type
34	18	19	GLU
34	18	28	LYS
35	61	1	MET
35	61	9	LEU
35	61	10	GLU
35	61	12	LEU
35	61	25	TYR
35	61	38	LEU
35	61	50	ARG
35	61	54	GLN
35	61	57	ARG
35	61	60	GLU
35	61	62	LYS
35	61	66	GLU
35	61	72	LEU
35	61	77	LEU
35	61	81	VAL
35	61	82	ARG
35	61	85	GLU
35	61	92	VAL
35	61	99	GLU
35	61	101	LEU
35	61	110	ASP
35	61	111	PRO
35	61	116	LEU
35	61	117	GLU
35	61	118	LYS
35	61	127	VAL
35	61	135	GLU
35	61	136	VAL
35	61	139	GLN
35	61	140	LEU
35	61	142	VAL
35	61	144	VAL
36	38	4	LYS
36	38	7	VAL
36	38	9	LEU
36	38	10	LEU
36	38	13	LEU
36	38	14	LYS
36	38	16	ASN
36	38	18	GLU

Continued on next page...

Continued from previous page...

Mol	Chain	Res	Type
36	38	26	LEU
36	38	32	LEU
36	38	36	GLU
36	38	38	HIS
36	38	41	ARG
36	38	44	LEU
36	38	45	LYS
36	38	50	ARG
36	38	51	LEU
36	38	52	PHE
36	38	53	VAL
36	38	56	ASN
36	38	58	LEU
36	38	59	ILE
36	38	60	ARG
36	38	63	LEU
36	38	64	LYS
36	38	65	GLU
36	38	68	LEU
36	38	71	LEU
36	38	74	LEU
36	38	84	GLU
36	38	92	THR
36	38	93	LEU
36	38	96	PHE
36	38	98	LYS
36	38	99	SER
36	38	102	LYS
36	38	109	SER
36	38	111	LEU
36	38	112	LEU
36	38	117	LEU
36	38	120	LYS
36	38	122	VAL
36	38	127	GLU
36	38	128	LEU
36	38	130	THR
36	38	131	MET
36	38	134	LEU
36	38	137	GLU
36	38	138	LEU
36	38	139	VAL

Continued on next page...

Continued from previous page...

Mol	Chain	Res	Type
36	38	141	VAL
37	48	9	LYS
37	48	10	LEU
37	48	11	GLN
37	48	16	LYS
37	48	23	VAL
37	48	29	GLN
37	48	34	ILE
37	48	38	VAL
37	48	42	ASN
37	48	47	ASN
37	48	48	MET
37	48	52	ILE
37	48	57	ILE
37	48	58	THR
37	48	60	TYR
37	48	63	ARG
37	48	65	PHE
37	48	75	SER
37	48	77	LEU
37	48	79	ARG
37	48	80	LYS
37	48	85	GLU
37	48	86	LYS
37	48	89	HIS
37	48	96	VAL
37	48	98	ARG
37	48	100	THR
37	48	101	TRP
37	48	102	GLU
37	48	105	LEU
37	48	106	GLU
37	48	109	LYS
37	48	112	MET
37	48	115	LEU
37	48	120	LEU
37	48	121	GLU
37	48	130	SER
37	48	133	SER
37	48	139	VAL
34	28	1	MET
34	28	3	LEU

Continued on next page...

Continued from previous page...

Mol	Chain	Res	Type
34	28	4	ASP
34	28	6	GLU
34	28	7	ARG
34	28	8	ILE
34	28	10	GLU
34	28	13	SER
34	28	16	THR
34	28	18	LEU
34	28	20	LEU
34	28	21	LYS
34	28	27	LEU
38	58	1	MET
38	58	7	LYS
38	58	8	GLN
38	58	10	GLU
38	58	12	ARG
38	58	14	VAL
38	58	15	LEU
38	58	34	LEU
38	58	43	THR
38	58	48	MET
38	58	58	ASP
38	58	60	ILE
38	58	61	ARG
38	58	65	LYS
38	58	67	LEU
38	58	89	LYS
38	58	90	MET
38	58	97	ARG
38	58	99	LEU
38	58	112	LEU
38	58	115	ARG
38	58	119	ARG
38	58	128	HIS
38	58	130	HIS
38	58	131	GLN
38	58	133	GLN
38	58	134	ARG
38	58	137	LYS
39	68	8	LEU
39	68	23	ARG
39	68	24	VAL

Continued on next page...

Continued from previous page...

Mol	Chain	Res	Type
39	68	28	SER
39	68	38	VAL
39	68	47	ILE
39	68	70	LYS
39	68	91	LEU
39	68	94	ARG
39	68	98	VAL
39	68	112	MET
40	78	1	MET
40	78	3	LEU
40	78	5	ASP
40	78	10	PRO
40	78	15	ARG
40	78	21	ARG
40	78	27	HIS
40	78	33	ARG
40	78	36	LYS
40	78	40	SER
40	78	41	ARG
40	78	45	LEU
40	78	46	LYS
40	78	49	ARG
40	78	56	SER
40	78	57	THR
40	78	58	THR
40	78	61	ARG
40	78	68	GLN
40	78	75	ILE
40	78	77	ARG
40	78	79	ARG
40	78	81	GLN
40	78	90	ARG
40	78	95	VAL
40	78	99	LEU
40	78	100	LEU
40	78	105	LEU
40	78	106	LEU
40	78	112	LEU
40	78	115	LEU
40	78	126	VAL
40	78	133	SER
40	78	135	LEU

Continued on next page...

Continued from previous page...

Mol	Chain	Res	Type
40	78	144	GLU
40	78	146	VAL
40	78	147	LEU
41	88	1	MET
41	88	5	ARG
41	88	10	ARG
41	88	14	ARG
41	88	18	LYS
41	88	25	ASP
41	88	42	ILE
41	88	45	GLN
41	88	52	VAL
41	88	55	VAL
41	88	59	ARG
41	88	67	ARG
41	88	75	THR
41	88	81	VAL
41	88	83	MET
41	88	110	THR
42	98	1	MET
42	98	6	SER
42	98	24	GLN
42	98	27	SER
42	98	28	LEU
42	98	29	LEU
42	98	34	ILE
42	98	35	THR
42	98	36	THR
42	98	37	THR
42	98	40	LYS
42	98	44	LEU
42	98	45	ARG
42	98	53	HIS
42	98	54	LEU
42	98	59	ASP
42	98	65	LEU
42	98	79	LEU
42	98	91	GLN
42	98	95	THR
42	98	105	ARG
42	98	113	LEU
42	98	114	VAL

Continued on next page...

Continued from previous page...

Mol	Chain	Res	Type
42	98	118	GLU
43	A8	4	LEU
43	A8	8	GLU
43	A8	14	VAL
43	A8	27	SER
43	A8	30	ARG
43	A8	32	LEU
43	A8	35	ILE
43	A8	36	TYR
43	A8	43	GLU
43	A8	49	VAL
43	A8	50	SER
43	A8	54	LEU
43	A8	56	LEU
43	A8	58	LEU
43	A8	61	ASN
43	A8	64	GLU
43	A8	69	VAL
43	A8	73	LEU
43	A8	80	LEU
43	A8	83	LYS
43	A8	88	ASP
43	A8	89	ARG
43	A8	93	LYS
43	A8	95	HIS
43	A8	97	ARG
43	A8	98	VAL
43	A8	101	LEU
43	A8	106	ARG
43	A8	107	GLU
43	A8	110	LEU
44	B8	1	MET
44	B8	14	TYR
44	B8	16	ARG
44	B8	21	GLU
44	B8	27	THR
44	B8	30	VAL
44	B8	33	LYS
44	B8	38	ASN
44	B8	42	ILE
44	B8	50	ILE
44	B8	58	ASN

Continued on next page...

Continued from previous page...

Mol	Chain	Res	Type
44	B8	64	ARG
44	B8	65	LYS
44	B8	86	ILE
44	B8	87	ASP
44	B8	88	ILE
44	B8	89	VAL
44	B8	95	ARG
44	B8	96	ARG
44	B8	98	LYS
44	B8	99	LEU
44	B8	102	ILE
44	B8	105	LEU
44	B8	106	SER
44	B8	108	ARG
44	B8	110	ILE
44	B8	111	ARG
44	B8	112	ARG
44	B8	115	ARG
44	B8	118	ARG
44	B8	128	GLU
44	B8	136	GLN
45	C8	5	LYS
45	C8	20	LEU
45	C8	27	LEU
45	C8	30	LYS
45	C8	51	LYS
45	C8	52	ARG
45	C8	70	ARG
45	C8	71	GLN
45	C8	74	LEU
45	C8	79	PHE
45	C8	83	LEU
45	C8	88	ILE
45	C8	89	GLU
45	C8	92	ARG
45	C8	93	LYS
45	C8	97	ASP
45	C8	100	VAL
45	C8	104	GLN
45	C8	112	ARG
46	D8	6	LYS
46	D8	7	THR

Continued on next page...

Continued from previous page...

Mol	Chain	Res	Type
46	D8	13	ARG
46	D8	18	LEU
46	D8	19	LYS
46	D8	20	LEU
46	D8	21	ARG
46	D8	25	LEU
46	D8	32	THR
46	D8	35	LEU
46	D8	37	VAL
46	D8	38	LEU
46	D8	40	LEU
46	D8	44	LYS
46	D8	46	VAL
46	D8	47	VAL
46	D8	51	VAL
46	D8	52	VAL
46	D8	57	VAL
46	D8	62	LEU
46	D8	78	LYS
46	D8	79	VAL
46	D8	89	GLN
46	D8	99	ILE
47	E8	11	ARG
47	E8	12	ILE
47	E8	17	VAL
47	E8	20	VAL
47	E8	39	THR
47	E8	42	ARG
47	E8	51	LEU
47	E8	66	GLU
47	E8	70	TYR
47	E8	76	VAL
47	E8	77	ASP
47	E8	88	ARG
47	E8	92	ARG
47	E8	96	ILE
47	E8	107	LEU
47	E8	109	GLU
48	F8	12	VAL
48	F8	23	GLU
48	F8	27	THR
48	F8	30	VAL

Continued on next page...

Continued from previous page...

Mol	Chain	Res	Type
48	F8	35	THR
48	F8	38	GLU
48	F8	53	LYS
48	F8	54	VAL
48	F8	68	ARG
48	F8	72	LYS
48	F8	76	ARG
48	F8	80	ILE
48	F8	81	VAL
48	F8	83	VAL
48	F8	89	ILE
49	G8	6	HIS
49	G8	14	LEU
49	G8	31	LEU
49	G8	38	ILE
49	G8	42	VAL
49	G8	55	TYR
49	G8	63	LYS
49	G8	67	LEU
49	G8	75	ILE
49	G8	82	PRO
49	G8	86	ARG
49	G8	87	LYS
49	G8	88	LYS
49	G8	89	PHE
49	G8	90	LEU
49	G8	99	CYS
50	H8	2	GLU
50	H8	11	GLU
50	H8	13	GLU
50	H8	14	LYS
50	H8	16	SER
50	H8	35	ARG
50	H8	40	ASP
50	H8	42	VAL
50	H8	46	LYS
50	H8	59	LEU
50	H8	61	LEU
50	H8	67	LEU
50	H8	77	ASP
50	H8	80	ARG
50	H8	81	ARG

Continued on next page...

Continued from previous page...

Mol	Chain	Res	Type
50	H8	82	ARG
50	H8	86	VAL
50	H8	87	ASP
50	H8	94	GLU
50	H8	103	ARG
50	H8	105	VAL
50	H8	116	VAL
50	H8	119	GLU
50	H8	121	HIS
50	H8	126	VAL
50	H8	127	LYS
50	H8	128	VAL
50	H8	131	ARG
50	H8	132	ASN
50	H8	154	ASP
50	H8	157	LEU
50	H8	158	PRO
50	H8	169	GLU
50	H8	170	THR
50	H8	171	ILE
51	I8	9	SER
51	I8	11	ARG
51	I8	31	VAL
51	I8	36	ILE
51	I8	37	LEU
51	I8	41	ARG
51	I8	49	LYS
51	I8	64	ASP
51	I8	67	VAL
51	I8	68	GLU
51	I8	70	GLN
51	I8	74	ARG
51	I8	77	ARG
51	I8	82	ARG
52	J8	4	VAL
52	J8	30	VAL
52	J8	33	LYS
52	J8	34	THR
52	J8	41	ARG
52	J8	46	LEU
52	J8	50	ARG
52	J8	61	ARG

Continued on next page...

Continued from previous page...

Mol	Chain	Res	Type
52	J8	65	SER
52	J8	68	PRO
52	J8	74	VAL
52	J8	78	LYS
52	J8	81	LYS
52	J8	82	LEU
52	J8	83	GLU
52	J8	93	GLU
52	J8	94	LEU
53	K8	3	LEU
53	K8	17	SER
53	K8	19	VAL
53	K8	24	LEU
53	K8	32	LEU
53	K8	35	LEU
53	K8	41	ILE
53	K8	44	LEU
53	K8	45	SER
53	K8	47	ASN
53	K8	48	HIS
53	K8	50	ILE
53	K8	51	ARG
53	K8	53	LEU
53	K8	55	ARG
53	K8	62	THR
53	K8	64	LEU
53	K8	66	GLU
53	K8	67	LYS
54	L8	4	LEU
54	L8	8	LEU
54	L8	9	VAL
54	L8	11	SER
54	L8	13	ILE
54	L8	28	LEU
54	L8	31	LEU
54	L8	32	GLN
54	L8	37	LEU
54	L8	40	THR
54	L8	58	VAL
54	L8	59	VAL
55	M8	5	ILE
55	M8	6	HIS

Continued on next page...

Continued from previous page...

Mol	Chain	Res	Type
55	M8	10	VAL
55	M8	23	GLU
55	M8	27	THR
55	M8	31	ILE
55	M8	34	GLU
55	M8	36	CYS
55	M8	38	LYS
55	M8	39	CYS
55	M8	43	TYR
55	M8	44	THR
56	N8	3	LYS
56	N8	11	THR
56	N8	16	ARG
56	N8	26	THR
56	N8	29	THR
56	N8	31	VAL
56	N8	35	GLU
56	N8	40	LYS
56	N8	44	THR
56	N8	49	CYS
57	O8	9	LEU
57	O8	10	LEU
57	O8	11	LEU
57	O8	12	GLU
57	O8	17	LYS
57	O8	19	ARG
57	O8	24	GLU
57	O8	34	LEU
57	O8	36	LEU
57	O8	37	ARG
57	O8	39	TYR
57	O8	40	CYS
57	O8	42	TRP
57	O8	44	ARG
57	O8	52	VAL
58	P8	1	MET
58	P8	8	ASN
58	P8	32	LYS
58	P8	43	THR
59	Q8	6	THR
59	Q8	8	LYS
59	Q8	14	VAL

Continued on next page...

Continued from previous page...

Mol	Chain	Res	Type
59	Q8	15	LYS
59	Q8	19	SER
59	Q8	29	LYS
59	Q8	34	TRP
59	Q8	35	GLN
59	Q8	37	SER
59	Q8	41	ILE
59	Q8	46	ARG
59	Q8	52	LYS
59	Q8	62	LEU
2	12	4	GLU
2	12	19	HIS
2	12	20	GLU
2	12	22	LYS
2	12	23	ARG
2	12	24	TRP
2	12	27	LYS
2	12	30	ARG
2	12	32	ILE
2	12	33	TYR
2	12	37	ASN
2	12	42	ILE
2	12	44	LEU
2	12	45	GLN
2	12	48	MET
2	12	49	GLU
2	12	52	GLU
2	12	55	PHE
2	12	56	ARG
2	12	58	ILE
2	12	75	LYS
2	12	76	GLN
2	12	80	ILE
2	12	94	ASN
2	12	106	LYS
2	12	107	THR
2	12	116	GLU
2	12	121	LEU
2	12	129	GLU
2	12	130	ARG
2	12	137	ARG
2	12	142	LEU

Continued on next page...

Continued from previous page...

Mol	Chain	Res	Type
2	12	144	ARG
2	12	145	LEU
2	12	147	LYS
2	12	150	SER
2	12	153	ARG
2	12	155	LEU
2	12	163	PHE
2	12	165	VAL
2	12	169	LYS
2	12	172	ILE
2	12	179	LYS
2	12	187	LEU
2	12	192	SER
2	12	196	LEU
2	12	204	ASN
2	12	206	ASP
2	12	221	LEU
2	12	233	SER
3	22	3	ASN
3	22	5	ILE
3	22	11	ARG
3	22	14	ILE
3	22	22	TRP
3	22	28	GLN
3	22	29	TYR
3	22	34	LEU
3	22	40	ARG
3	22	48	TYR
3	22	54	ARG
3	22	55	VAL
3	22	59	ARG
3	22	75	VAL
3	22	84	ILE
3	22	85	ARG
3	22	86	VAL
3	22	88	ARG
3	22	94	LEU
3	22	98	ASN
3	22	103	VAL
3	22	108	ASN
3	22	115	LEU
3	22	119	ARG

Continued on next page...

Continued from previous page...

Mol	Chain	Res	Type
3	22	120	VAL
3	22	131	ARG
3	22	139	GLN
3	22	141	VAL
3	22	154	SER
3	22	167	TRP
3	22	172	ARG
3	22	179	ARG
3	22	181	ASN
3	22	191	THR
3	22	193	TYR
3	22	195	VAL
3	22	196	LEU
3	22	198	VAL
3	22	202	ILE
4	32	3	ARG
4	32	12	CYS
4	32	14	ARG
4	32	17	VAL
4	32	21	LEU
4	32	30	LYS
4	32	39	PRO
4	32	45	GLN
4	32	52	SER
4	32	53	ASP
4	32	59	ARG
4	32	61	LYS
4	32	64	LEU
4	32	73	ARG
4	32	76	ARG
4	32	83	SER
4	32	89	THR
4	32	94	LEU
4	32	96	LEU
4	32	118	ARG
4	32	120	LEU
4	32	122	ARG
4	32	127	THR
4	32	135	LEU
4	32	137	SER
4	32	148	VAL
4	32	150	GLU

Continued on next page...

Continued from previous page...

Mol	Chain	Res	Type
4	32	151	LYS
4	32	155	LEU
4	32	161	ASN
4	32	168	ARG
4	32	187	ARG
4	32	190	ASP
4	32	191	ARG
4	32	192	GLU
4	32	200	GLU
4	32	205	GLU
5	42	6	PHE
5	42	10	MET
5	42	12	LEU
5	42	13	ILE
5	42	14	ARG
5	42	16	THR
5	42	25	ARG
5	42	26	PHE
5	42	41	VAL
5	42	47	LYS
5	42	66	MET
5	42	68	GLU
5	42	75	THR
5	42	78	HIS
5	42	79	GLU
5	42	81	GLU
5	42	83	GLU
5	42	87	SER
5	42	90	VAL
5	42	91	LEU
5	42	100	VAL
5	42	101	ILE
5	42	112	LEU
5	42	115	VAL
5	42	118	ILE
5	42	121	LYS
5	42	126	ARG
5	42	144	THR
5	42	145	LYS
5	42	150	ARG
5	42	151	LEU
5	42	152	ARG

Continued on next page...

Continued from previous page...

Mol	Chain	Res	Type
6	52	3	ARG
6	52	7	ASN
6	52	14	LEU
6	52	16	GLN
6	52	21	LEU
6	52	25	ILE
6	52	45	LEU
6	52	46	ARG
6	52	54	LYS
6	52	72	VAL
6	52	78	GLU
6	52	83	ASP
6	52	93	SER
7	62	5	ARG
7	62	8	GLU
7	62	9	VAL
7	62	38	LEU
7	62	45	ASP
7	62	52	GLU
7	62	54	THR
7	62	66	VAL
7	62	67	GLU
7	62	70	LYS
7	62	72	ARG
7	62	76	ARG
7	62	94	ARG
7	62	98	SER
7	62	114	ARG
7	62	118	VAL
7	62	120	ILE
7	62	124	LEU
7	62	131	LYS
7	62	137	LYS
7	62	138	LYS
7	62	142	GLU
7	62	144	MET
7	62	146	GLU
7	62	149	ARG
8	72	1	MET
8	72	2	LEU
8	72	11	THR
8	72	23	SER

Continued on next page...

Continued from previous page...

Mol	Chain	Res	Type
8	72	25	ASP
8	72	56	LYS
8	72	68	ARG
8	72	77	GLU
8	72	82	HIS
8	72	91	ARG
8	72	97	VAL
8	72	99	GLU
8	72	102	ARG
8	72	109	ILE
8	72	119	LEU
8	72	121	ASP
8	72	127	LEU
8	72	129	VAL
9	82	10	ARG
9	82	12	GLU
9	82	18	PHE
9	82	19	LEU
9	82	20	ARG
9	82	27	THR
9	82	28	VAL
9	82	34	ASN
9	82	35	GLU
9	82	42	ARG
9	82	47	LEU
9	82	54	ASP
9	82	56	LEU
9	82	62	TYR
9	82	78	LYS
9	82	79	LEU
9	82	85	LEU
9	82	87	GLN
9	82	89	ASN
9	82	95	LYS
9	82	99	LEU
9	82	104	ARG
9	82	110	GLU
9	82	113	LYS
9	82	114	TYR
9	82	117	HIS
10	1A	6	ILE
10	1A	13	HIS

Continued on next page...

Continued from previous page...

Mol	Chain	Res	Type
10	1A	16	LEU
10	1A	17	ASP
10	1A	22	LYS
10	1A	33	GLN
10	1A	45	ARG
10	1A	47	PHE
10	1A	49	VAL
10	1A	57	LYS
10	1A	62	HIS
10	1A	65	LEU
10	1A	70	ARG
10	1A	74	ILE
10	1A	76	ASN
10	1A	79	ARG
10	1A	80	LYS
10	1A	85	LEU
10	1A	86	MET
10	1A	87	THR
10	1A	92	THR
10	1A	96	ILE
11	2A	24	SER
11	2A	29	ILE
11	2A	31	THR
11	2A	41	THR
11	2A	48	ILE
11	2A	54	ARG
11	2A	63	LEU
11	2A	79	SER
11	2A	80	VAL
11	2A	81	ASP
11	2A	84	VAL
11	2A	93	GLN
11	2A	96	ARG
11	2A	99	GLN
11	2A	103	LEU
11	2A	104	GLN
11	2A	105	VAL
11	2A	109	VAL
11	2A	122	LYS
12	3A	7	ILE
12	3A	18	VAL
12	3A	20	LYS

Continued on next page...

Continued from previous page...

Mol	Chain	Res	Type
12	3A	23	LYS
12	3A	24	VAL
12	3A	27	LEU
12	3A	34	ARG
12	3A	41	ARG
12	3A	42	THR
12	3A	47	LYS
12	3A	50	SER
12	3A	54	LYS
12	3A	60	LEU
12	3A	64	TYR
12	3A	66	VAL
12	3A	75	HIS
12	3A	83	VAL
12	3A	102	ARG
12	3A	106	ASP
12	3A	118	SER
12	3A	122	THR
13	4A	8	GLU
13	4A	12	ASN
13	4A	13	LYS
13	4A	16	ASP
13	4A	17	VAL
13	4A	22	ILE
13	4A	34	LEU
13	4A	35	GLU
13	4A	37	THR
13	4A	39	ILE
13	4A	47	ASP
13	4A	48	LEU
13	4A	55	ARG
13	4A	56	LEU
13	4A	58	GLU
13	4A	64	TRP
13	4A	66	LEU
13	4A	80	ARG
13	4A	81	LEU
13	4A	82	MET
13	4A	83	ASP
13	4A	88	ARG
13	4A	91	ARG
13	4A	94	ARG

Continued on next page...

Continued from previous page...

Mol	Chain	Res	Type
13	4A	103	THR
13	4A	106	ASN
13	4A	108	ARG
14	5A	6	LEU
14	5A	9	LYS
14	5A	11	LYS
14	5A	12	ARG
14	5A	17	LYS
14	5A	18	VAL
14	5A	22	THR
14	5A	24	CYS
14	5A	26	ARG
14	5A	29	ARG
14	5A	33	VAL
14	5A	37	PHE
14	5A	42	ILE
14	5A	44	LEU
14	5A	50	LYS
15	6A	3	ILE
15	6A	4	THR
15	6A	5	LYS
15	6A	7	GLU
15	6A	17	ARG
15	6A	22	THR
15	6A	27	VAL
15	6A	41	GLU
15	6A	45	VAL
15	6A	66	LEU
15	6A	79	ARG
15	6A	84	LYS
16	7A	2	VAL
16	7A	6	LEU
16	7A	11	SER
16	7A	22	THR
16	7A	27	LYS
16	7A	45	THR
16	7A	47	ASP
16	7A	53	VAL
16	7A	55	ARG
16	7A	61	SER
16	7A	62	VAL
16	7A	65	GLN

Continued on next page...

Continued from previous page...

Mol	Chain	Res	Type
16	7A	67	THR
17	8A	12	SER
17	8A	14	LYS
17	8A	16	GLN
17	8A	26	GLN
17	8A	31	LEU
17	8A	49	GLU
17	8A	52	LYS
17	8A	60	ILE
17	8A	68	ARG
17	8A	81	ARG
17	8A	85	VAL
17	8A	87	LYS
17	8A	91	ARG
17	8A	99	SER
18	9A	23	LYS
18	9A	26	LEU
18	9A	29	PHE
18	9A	32	ARG
18	9A	44	LEU
18	9A	47	THR
18	9A	53	ARG
18	9A	55	ARG
18	9A	58	LEU
18	9A	65	ILE
18	9A	84	LYS
19	AA	7	LYS
19	AA	14	HIS
19	AA	20	LEU
19	AA	21	GLU
19	AA	23	ASN
19	AA	34	TRP
19	AA	37	ARG
19	AA	41	VAL
19	AA	60	VAL
19	AA	63	THR
19	AA	65	ASN
20	BA	10	LEU
20	BA	13	LEU
20	BA	15	ARG
20	BA	24	LEU
20	BA	37	SER

Continued on next page...

Continued from previous page...

Mol	Chain	Res	Type
20	BA	41	ILE
20	BA	53	LEU
20	BA	55	ILE
20	BA	56	MET
20	BA	60	GLU
20	BA	72	LEU
20	BA	73	HIS
20	BA	74	LYS
20	BA	85	MET
20	BA	86	ARG
20	BA	89	ARG
20	BA	90	GLN
20	BA	99	LEU
21	1B	10	ARG
28	79	8	ARG
28	79	10	LEU
28	79	42	GLU
28	79	172	HIS
28	79	183	GLU
28	79	193	ILE
28	79	205	LYS
28	79	212	VAL
28	79	216	THR
28	79	224	ILE
29	19	13	ARG
29	19	18	VAL
29	19	23	GLU
29	19	27	THR
29	19	28	GLU
29	19	31	LYS
29	19	33	LEU
29	19	37	LEU
29	19	40	THR
29	19	43	ARG
29	19	44	ASN
29	19	45	ASN
29	19	49	ILE
29	19	54	ARG
29	19	64	ILE
29	19	65	ILE
29	19	68	LYS
29	19	87	ASN

Continued on next page...

Continued from previous page...

Mol	Chain	Res	Type
29	19	88	ARG
29	19	94	LEU
29	19	98	VAL
29	19	99	ASP
29	19	103	ARG
29	19	105	ILE
29	19	111	LEU
29	19	138	VAL
29	19	147	LEU
29	19	155	LEU
29	19	157	ARG
29	19	162	SER
29	19	169	GLU
29	19	171	ASP
29	19	173	VAL
29	19	182	LEU
29	19	192	THR
29	19	193	VAL
29	19	204	ILE
29	19	211	ARG
29	19	212	SER
29	19	226	MET
29	19	242	ARG
29	19	244	ARG
29	19	253	GLN
29	19	255	LYS
29	19	257	LEU
29	19	260	ARG
29	19	262	ARG
29	19	266	SER
29	19	267	SER
29	19	268	ARG
29	19	271	ILE
30	29	5	LEU
30	29	11	MET
30	29	12	THR
30	29	25	VAL
30	29	27	LEU
30	29	33	VAL
30	29	41	LYS
30	29	42	ASP
30	29	45	THR

Continued on next page...

Continued from previous page...

Mol	Chain	Res	Type
30	29	54	GLN
30	29	57	LYS
30	29	59	VAL
30	29	63	LEU
30	29	66	HIS
30	29	67	PHE
30	29	73	GLU
30	29	75	VAL
30	29	76	ARG
30	29	79	ARG
30	29	80	GLU
30	29	82	ARG
30	29	91	VAL
30	29	93	VAL
30	29	111	ARG
30	29	118	LYS
30	29	144	ARG
30	29	154	LYS
30	29	167	VAL
30	29	170	LEU
30	29	175	VAL
30	29	182	LEU
30	29	188	VAL
30	29	200	GLU
30	29	201	THR
30	29	202	LYS
30	29	203	LYS
31	39	4	VAL
31	39	8	GLN
31	39	11	VAL
31	39	15	SER
31	39	18	ARG
31	39	19	GLU
31	39	20	LEU
31	39	29	ASN
31	39	46	ARG
31	39	50	SER
31	39	53	THR
31	39	62	ARG
31	39	66	PRO
31	39	67	GLN
31	39	68	LYS

Continued on next page...

Continued from previous page...

Mol	Chain	Res	Type
31	39	72	ARG
31	39	74	ARG
31	39	82	ILE
31	39	88	VAL
31	39	98	SER
31	39	110	LEU
31	39	123	LEU
31	39	125	LEU
31	39	137	LYS
31	39	140	LEU
31	39	144	LYS
31	39	152	GLU
31	39	153	SER
31	39	154	VAL
31	39	155	LEU
31	39	158	THR
31	39	165	ARG
31	39	169	ASN
31	39	174	VAL
31	39	175	THR
31	39	187	VAL
31	39	192	LEU
31	39	193	VAL
31	39	194	MET
31	39	195	ASP
31	39	197	ASP
31	39	203	GLN
31	39	204	ASN
31	39	205	ARG
32	49	3	LEU
32	49	7	LEU
32	49	14	GLU
32	49	19	LEU
32	49	26	GLN
32	49	28	VAL
32	49	33	ARG
32	49	39	ILE
32	49	40	ASN
32	49	43	LEU
32	49	47	LYS
32	49	53	LEU
32	49	60	LEU

Continued on next page...

Continued from previous page...

Mol	Chain	Res	Type
32	49	62	LEU
32	49	67	LYS
32	49	75	LYS
32	49	76	SER
32	49	80	PHE
32	49	82	LEU
32	49	88	ILE
32	49	91	ARG
32	49	96	ARG
32	49	104	GLU
32	49	109	VAL
32	49	111	LEU
32	49	114	ILE
32	49	116	ASP
32	49	123	ASN
32	49	130	ASN
32	49	133	LEU
32	49	136	ARG
32	49	139	LEU
32	49	140	ILE
32	49	148	MET
32	49	150	ASP
32	49	153	ARG
32	49	156	ASP
32	49	159	VAL
32	49	164	GLU
32	49	166	ASP
32	49	176	LEU
32	49	181	ARG
33	59	6	ARG
33	59	9	ILE
33	59	13	LYS
33	59	23	ARG
33	59	32	GLU
33	59	41	MET
33	59	42	ARG
33	59	51	ARG
33	59	54	ARG
33	59	56	SER
33	59	59	ARG
33	59	70	THR
33	59	81	GLU

Continued on next page...

Continued from previous page...

Mol	Chain	Res	Type
33	59	83	TYR
33	59	85	LYS
33	59	86	GLU
33	59	88	LEU
33	59	89	ILE
33	59	95	ARG
33	59	97	ARG
33	59	98	LEU
33	59	101	ARG
33	59	103	LEU
33	59	104	GLU
33	59	105	LEU
33	59	116	GLU
33	59	125	VAL
33	59	127	GLU
33	59	129	THR
33	59	131	VAL
33	59	137	ASP
33	59	139	GLN
33	59	143	GLN
33	59	148	ILE
33	59	152	ARG
33	59	158	HIS
33	59	171	LEU
35	69	1	MET
35	69	2	LYS
35	69	4	ILE
35	69	9	LEU
35	69	10	GLU
35	69	27	ARG
35	69	37	VAL
35	69	38	LEU
35	69	40	THR
35	69	41	GLU
35	69	47	LEU
35	69	48	GLU
35	69	56	LYS
35	69	58	LEU
35	69	61	ARG
35	69	68	LEU
35	69	69	LYS
35	69	75	LEU

Continued on next page...

Continued from previous page...

Mol	Chain	Res	Type
35	69	76	THR
35	69	77	LEU
35	69	78	THR
35	69	85	GLU
35	69	93	THR
35	69	101	LEU
35	69	103	ARG
35	69	105	HIS
35	69	109	ILE
35	69	114	LEU
35	69	117	GLU
35	69	122	GLU
35	69	125	GLU
35	69	128	LEU
35	69	129	THR
35	69	130	TYR
35	69	133	HIS
35	69	138	ILE
35	69	140	LEU
35	69	141	LYS
38	15	5	VAL
38	15	9	VAL
38	15	12	ARG
38	15	15	LEU
38	15	28	THR
38	15	29	LYS
38	15	32	THR
38	15	33	LEU
38	15	34	LEU
38	15	38	HIS
38	15	41	ASP
38	15	42	TRP
38	15	43	THR
38	15	48	MET
38	15	58	ASP
38	15	59	LYS
38	15	61	ARG
38	15	67	LEU
38	15	68	GLU
38	15	69	GLN
38	15	85	ILE
38	15	93	THR

Continued on next page...

Continued from previous page...

Mol	Chain	Res	Type
38	15	94	HIS
38	15	127	ASP
38	15	133	GLN
38	15	134	ARG
38	15	136	GLU
39	25	5	GLN
39	25	8	LEU
39	25	14	THR
39	25	17	ARG
39	25	22	ILE
39	25	23	ARG
39	25	24	VAL
39	25	26	LYS
39	25	32	TYR
39	25	47	ILE
39	25	49	ARG
39	25	53	LYS
39	25	58	VAL
39	25	78	ARG
39	25	80	ASP
39	25	87	ILE
39	25	89	ASN
39	25	96	THR
39	25	97	ARG
39	25	107	ARG
39	25	114	ILE
39	25	120	GLU
40	35	1	MET
40	35	5	ASP
40	35	21	ARG
40	35	30	THR
40	35	35	HIS
40	35	36	LYS
40	35	41	ARG
40	35	45	LEU
40	35	52	GLU
40	35	62	LEU
40	35	67	MET
40	35	75	ILE
40	35	76	LYS
40	35	77	ARG
40	35	83	VAL

Continued on next page...

Continued from previous page...

Mol	Chain	Res	Type
40	35	85	LEU
40	35	86	LYS
40	35	87	ASP
40	35	88	LEU
40	35	91	PHE
40	35	95	VAL
40	35	96	THR
40	35	98	GLU
40	35	99	LEU
40	35	105	LEU
40	35	111	ARG
40	35	112	LEU
40	35	121	LYS
40	35	123	LEU
40	35	124	LYS
40	35	138	LEU
40	35	144	GLU
40	35	147	LEU
41	45	3	MET
41	45	10	ARG
41	45	14	ARG
41	45	16	ARG
41	45	18	LYS
41	45	21	THR
41	45	32	TYR
41	45	38	GLU
41	45	45	GLN
41	45	51	ARG
41	45	56	ARG
41	45	58	PHE
41	45	60	ARG
41	45	63	LYS
41	45	79	LEU
41	45	83	MET
41	45	85	LYS
41	45	89	ASN
41	45	90	VAL
41	45	91	GLU
41	45	103	MET
41	45	105	GLU
41	45	106	VAL
41	45	110	THR

Continued on next page...

Continued from previous page...

Mol	Chain	Res	Type
41	45	118	LEU
41	45	129	THR
41	45	132	VAL
41	45	134	ARG
41	45	135	ASP
41	45	138	ASP
42	55	1	MET
42	55	18	LEU
42	55	23	ASN
42	55	24	GLN
42	55	27	SER
42	55	28	LEU
42	55	29	LEU
42	55	35	THR
42	55	44	LEU
42	55	64	ARG
42	55	65	LEU
42	55	67	LEU
42	55	69	ASP
42	55	75	LEU
42	55	79	LEU
42	55	96	ARG
42	55	97	VAL
42	55	102	GLU
42	55	105	ARG
43	65	3	ARG
43	65	12	PHE
43	65	13	ARG
43	65	14	VAL
43	65	16	ASN
43	65	17	ARG
43	65	18	ILE
43	65	20	ARG
43	65	23	ARG
43	65	26	LEU
43	65	27	SER
43	65	30	ARG
43	65	36	TYR
43	65	40	ILE
43	65	42	ASP
43	65	52	SER
43	65	59	LYS

Continued on next page...

Continued from previous page...

Mol	Chain	Res	Type
43	65	62	LYS
43	65	69	VAL
43	65	78	LEU
43	65	85	VAL
43	65	89	ARG
43	65	95	HIS
43	65	106	ARG
43	65	107	GLU
43	65	110	LEU
43	65	111	GLU
43	65	112	PHE
44	75	2	ASN
44	75	8	LYS
44	75	13	ARG
44	75	17	THR
44	75	18	ASP
44	75	19	LEU
44	75	21	GLU
44	75	28	VAL
44	75	36	GLU
44	75	41	ARG
44	75	49	VAL
44	75	51	ARG
44	75	62	THR
44	75	64	ARG
44	75	85	LYS
44	75	86	ILE
44	75	88	ILE
44	75	89	VAL
44	75	93	ARG
44	75	96	ARG
44	75	105	LEU
44	75	106	SER
44	75	112	ARG
44	75	113	LYS
44	75	115	ARG
44	75	118	ARG
44	75	120	ARG
44	75	123	GLN
44	75	124	ASP
44	75	132	LYS
44	75	133	GLU

Continued on next page...

Continued from previous page...

Mol	Chain	Res	Type
44	75	134	GLU
45	85	5	LYS
45	85	8	VAL
45	85	12	ARG
45	85	20	LEU
45	85	27	LEU
45	85	31	SER
45	85	52	ARG
45	85	59	ARG
45	85	64	ARG
45	85	69	CYS
45	85	72	HIS
45	85	74	LEU
45	85	92	ARG
45	85	97	ASP
45	85	104	GLN
45	85	114	LYS
46	95	7	THR
46	95	18	LEU
46	95	19	LYS
46	95	35	LEU
46	95	40	LEU
46	95	44	LYS
46	95	66	ARG
46	95	71	LEU
46	95	75	PHE
46	95	79	VAL
46	95	85	LYS
46	95	89	GLN
46	95	93	GLU
46	95	95	LEU
46	95	98	GLU
46	95	99	ILE
47	A5	1	MET
47	A5	11	ARG
47	A5	18	ARG
47	A5	23	LEU
47	A5	31	GLU
47	A5	39	THR
47	A5	51	LEU
47	A5	52	GLU
47	A5	59	VAL

Continued on next page...

Continued from previous page...

Mol	Chain	Res	Type
47	A5	63	ASP
47	A5	65	LEU
47	A5	67	ASP
47	A5	70	TYR
47	A5	76	VAL
47	A5	78	GLU
47	A5	84	ARG
47	A5	88	ARG
47	A5	95	ILE
47	A5	96	ILE
47	A5	100	THR
47	A5	103	ILE
47	A5	107	LEU
47	A5	110	LYS
48	B5	27	THR
48	B5	30	VAL
48	B5	35	THR
48	B5	36	LYS
48	B5	40	LYS
48	B5	48	LYS
48	B5	52	VAL
48	B5	53	LYS
48	B5	63	LYS
48	B5	68	ARG
48	B5	69	TYR
48	B5	75	ASP
48	B5	76	ARG
48	B5	80	ILE
48	B5	81	VAL
48	B5	88	LYS
49	C5	2	ARG
49	C5	19	LYS
49	C5	23	ARG
49	C5	24	VAL
49	C5	29	GLU
49	C5	31	LEU
49	C5	37	VAL
49	C5	40	GLU
49	C5	43	ASN
49	C5	46	LYS
49	C5	52	SER
49	C5	55	TYR

Continued on next page...

Continued from previous page...

Mol	Chain	Res	Type
49	C5	57	GLN
49	C5	61	ILE
49	C5	63	LYS
49	C5	75	ILE
49	C5	85	VAL
49	C5	86	ARG
49	C5	89	PHE
49	C5	90	LEU
49	C5	91	GLU
49	C5	96	ILE
49	C5	99	CYS
50	D5	2	GLU
50	D5	4	ARG
50	D5	5	LEU
50	D5	6	LYS
50	D5	8	TYR
50	D5	16	SER
50	D5	18	LEU
50	D5	19	ARG
50	D5	24	LEU
50	D5	28	MET
50	D5	59	LEU
50	D5	61	LEU
50	D5	67	LEU
50	D5	70	LEU
50	D5	71	VAL
50	D5	73	GLN
50	D5	76	LEU
50	D5	77	ASP
50	D5	81	ARG
50	D5	82	ARG
50	D5	87	ASP
50	D5	88	PHE
50	D5	89	PHE
50	D5	91	LEU
50	D5	97	GLU
50	D5	98	MET
50	D5	111	VAL
50	D5	112	ARG
50	D5	119	GLU
50	D5	120	ILE
50	D5	122	ARG

Continued on next page...

Continued from previous page...

Mol	Chain	Res	Type
50	D5	126	VAL
50	D5	132	ASN
50	D5	148	ASP
50	D5	150	LEU
50	D5	157	LEU
50	D5	170	THR
50	D5	174	VAL
50	D5	175	VAL
50	D5	180	VAL
50	D5	182	LYS
50	D5	183	LEU
50	D5	185	GLU
50	D5	197	ILE
51	E5	9	SER
51	E5	11	ARG
51	E5	12	ASN
51	E5	19	LYS
51	E5	20	ARG
51	E5	23	VAL
51	E5	32	ARG
51	E5	36	ILE
51	E5	43	THR
51	E5	63	VAL
51	E5	82	ARG
52	F5	3	LYS
52	F5	4	VAL
52	F5	11	ARG
52	F5	17	SER
52	F5	25	LYS
52	F5	26	ARG
52	F5	35	THR
52	F5	37	ILE
52	F5	38	SER
52	F5	39	LYS
52	F5	40	ARG
52	F5	41	ARG
52	F5	42	GLN
52	F5	46	LEU
52	F5	51	VAL
52	F5	52	ARG
52	F5	59	THR
52	F5	75	GLU

Continued on next page...

Continued from previous page...

Mol	Chain	Res	Type
52	F5	76	ARG
52	F5	78	LYS
52	F5	80	LEU
52	F5	82	LEU
52	F5	89	GLU
52	F5	90	ILE
52	F5	91	LYS
52	F5	92	LYS
53	G5	5	GLU
53	G5	10	LEU
53	G5	12	GLU
53	G5	15	LYS
53	G5	24	LEU
53	G5	32	LEU
53	G5	35	LEU
53	G5	41	ILE
53	G5	44	LEU
53	G5	45	SER
53	G5	47	ASN
53	G5	48	HIS
53	G5	50	ILE
53	G5	53	LEU
53	G5	60	LEU
53	G5	62	THR
53	G5	65	ASN
53	G5	66	GLU
53	G5	67	LYS
54	H5	23	LEU
54	H5	24	LYS
54	H5	37	LEU
54	H5	40	THR
54	H5	53	LEU
54	H5	54	VAL
54	H5	59	VAL
56	J5	16	ARG
56	J5	23	HIS
56	J5	25	LEU
56	J5	26	THR
56	J5	29	THR
56	J5	35	GLU
56	J5	36	CYS
56	J5	48	GLU

Continued on next page...

Continued from previous page...

Mol	Chain	Res	Type
56	J5	51	TYR
56	J5	55	ARG
58	L5	3	ARG
58	L5	4	THR
58	L5	8	ASN
58	L5	29	LYS
58	L5	33	ARG
58	L5	43	THR
59	M5	4	MET
59	M5	6	THR
59	M5	8	LYS
59	M5	25	MET
59	M5	30	ARG
59	M5	31	HIS
59	M5	35	GLN
59	M5	52	LYS
59	M5	56	GLU
59	M5	57	ARG
59	M5	58	ILE
59	M5	59	LYS
59	M5	60	LEU
59	M5	62	LEU

Sometimes sidechains can be flipped to improve hydrogen bonding and reduce clashes. All (23) such sidechains are listed below:

Mol	Chain	Res	Type
10	1I	84	GLN
13	4I	12	ASN
30	21	135	HIS
36	38	30	GLN
40	78	84	ASN
44	B8	55	ASN
44	B8	58	ASN
57	O8	46	HIS
3	22	98	ASN
12	3A	75	HIS
16	7A	16	HIS
28	79	44	HIS
29	19	44	ASN
30	29	35	GLN
30	29	135	HIS
31	39	40	GLN

Continued on next page...

Continued from previous page...

Mol	Chain	Res	Type
31	39	169	ASN
32	49	66	GLN
33	59	139	GLN
41	45	89	ASN
41	45	113	GLN
43	65	95	HIS
47	A5	111	HIS

5.3.3 RNA [i](#)

Mol	Chain	Analysed	Backbone Outliers	Pucker Outliers
1	13	1511/1522 (99%)	381 (25%)	36 (2%)
1	1G	1508/1522 (99%)	380 (25%)	37 (2%)
22	1K	67/77 (87%)	31 (46%)	5 (7%)
22	1L	70/77 (90%)	28 (40%)	6 (8%)
23	2K	76/77 (98%)	19 (25%)	2 (2%)
23	2L	76/77 (98%)	18 (23%)	1 (1%)
24	3K	68/77 (88%)	36 (52%)	4 (5%)
24	3L	70/77 (90%)	37 (52%)	3 (4%)
25	4K	20/27 (74%)	14 (70%)	1 (5%)
25	4L	15/27 (55%)	9 (60%)	0
26	14	2892/2917 (99%)	722 (24%)	51 (1%)
26	1H	2893/2917 (99%)	705 (24%)	67 (2%)
27	16	121/122 (99%)	28 (23%)	2 (1%)
27	1J	121/122 (99%)	32 (26%)	1 (0%)
All	All	9508/9638 (98%)	2440 (25%)	216 (2%)

All (2440) RNA backbone outliers are listed below:

Mol	Chain	Res	Type
1	13	2	U
1	13	3	G
1	13	4	U
1	13	5	U
1	13	6	G
1	13	8	A
1	13	9	G
1	13	26	A
1	13	31	G
1	13	32	A
1	13	33	A

Continued on next page...

Continued from previous page...

Mol	Chain	Res	Type
1	13	39	G
1	13	48	C
1	13	49	U
1	13	50	A
1	13	51	A
1	13	59	A
1	13	60	A
1	13	61	G
1	13	65	U
1	13	66	G
1	13	78	G
1	13	79	G
1	13	82	U
1	13	84	U
1	13	85	U
1	13	86	U
1	13	87	A
1	13	89	U
1	13	90	C
1	13	91	C
1	13	92	G
1	13	93	U
1	13	95	G
1	13	101	A
1	13	108	G
1	13	111	G
1	13	116	A
1	13	121	C
1	13	129(A)	G
1	13	130	A
1	13	131	C
1	13	137	C
1	13	143	A
1	13	144	G
1	13	147	G
1	13	151	A
1	13	153	C
1	13	158	G
1	13	161	A
1	13	163	C
1	13	164	U
1	13	172	A

Continued on next page...

Continued from previous page...

Mol	Chain	Res	Type
1	13	173	U
1	13	174	C
1	13	180	U
1	13	182	U
1	13	186(D)	C
1	13	186(F)	C
1	13	188	U
1	13	189	U
1	13	190	G
1	13	191(A)	G
1	13	195	A
1	13	199	G
1	13	201	C
1	13	209	U
1	13	210	U
1	13	216	G
1	13	220	G
1	13	222	U
1	13	226	G
1	13	231	G
1	13	245	C
1	13	247	G
1	13	250	A
1	13	251	G
1	13	258	G
1	13	262	A
1	13	266	G
1	13	267	C
1	13	281	G
1	13	289	G
1	13	321	A
1	13	328	C
1	13	329	A
1	13	330	C
1	13	332	G
1	13	342	C
1	13	343	U
1	13	344	A
1	13	345	C
1	13	346	G
1	13	347	G
1	13	349	A

Continued on next page...

Continued from previous page...

Mol	Chain	Res	Type
1	13	352	C
1	13	353	A
1	13	354	G
1	13	357	G
1	13	367	U
1	13	372	C
1	13	373	A
1	13	382	A
1	13	384	G
1	13	388	G
1	13	390	C
1	13	397	A
1	13	398	C
1	13	406	G
1	13	412	A
1	13	413	G
1	13	414	A
1	13	415	A
1	13	422	C
1	13	423	G
1	13	424	G
1	13	429	U
1	13	430	A
1	13	438	G
1	13	440	A
1	13	448	A
1	13	452	A
1	13	455	C
1	13	458	C
1	13	465	A
1	13	466	C
1	13	467	G
1	13	474	G
1	13	485	G
1	13	491	G
1	13	496	A
1	13	497	U
1	13	505	G
1	13	509	A
1	13	510	A
1	13	511	C
1	13	518	C

Continued on next page...

Continued from previous page...

Mol	Chain	Res	Type
1	13	519	C
1	13	521	G
1	13	524	G
1	13	527	G
1	13	532	A
1	13	533	A
1	13	536	C
1	13	547	A
1	13	559	A
1	13	561	U
1	13	562	C
1	13	572	A
1	13	573	A
1	13	576	G
1	13	577	G
1	13	596	C
1	13	607	A
1	13	610	G
1	13	620	C
1	13	626	U
1	13	629	G
1	13	630	G
1	13	632	A
1	13	639	G
1	13	648	A
1	13	653	A
1	13	654	G
1	13	659	U
1	13	665	A
1	13	666	G
1	13	687	A
1	13	688	G
1	13	702	A
1	13	703	G
1	13	704	A
1	13	723	U
1	13	724	G
1	13	747	C
1	13	748	C
1	13	749	C
1	13	753	A
1	13	755	G

Continued on next page...

Continued from previous page...

Mol	Chain	Res	Type
1	13	760	G
1	13	764	C
1	13	774	G
1	13	777	A
1	13	787	A
1	13	788	U
1	13	792	A
1	13	793	U
1	13	794	A
1	13	798	G
1	13	802	A
1	13	813	U
1	13	815	A
1	13	817	C
1	13	819	A
1	13	828	A
1	13	836	G
1	13	842	C
1	13	843	U
1	13	848	C
1	13	855	G
1	13	858	G
1	13	859	A
1	13	870	U
1	13	871	U
1	13	872	A
1	13	885	G
1	13	889	A
1	13	890	G
1	13	902	G
1	13	914	A
1	13	922	G
1	13	926	G
1	13	927	G
1	13	931	C
1	13	933	G
1	13	934	C
1	13	936	C
1	13	955	U
1	13	958	A
1	13	960	U
1	13	968	A

Continued on next page...

Continued from previous page...

Mol	Chain	Res	Type
1	13	969	A
1	13	971	G
1	13	974	A
1	13	975	A
1	13	976	G
1	13	977	A
1	13	980	C
1	13	982	U
1	13	991	U
1	13	992	U
1	13	993	G
1	13	997	U
1	13	999	U
1	13	1002	G
1	13	1004	A
1	13	1008	C
1	13	1009	G
1	13	1012	U
1	13	1021	G
1	13	1023	G
1	13	1024	G
1	13	1025	U
1	13	1026	G
1	13	1028	C
1	13	1028(A)	C
1	13	1028(B)	C
1	13	1029	G
1	13	1030	C
1	13	1031	G
1	13	1032(A)	G
1	13	1032(B)	G
1	13	1035	A
1	13	1037	C
1	13	1039	C
1	13	1041	A
1	13	1042	G
1	13	1046	A
1	13	1054	C
1	13	1055	A
1	13	1064	G
1	13	1065	U
1	13	1066	C

Continued on next page...

Continued from previous page...

Mol	Chain	Res	Type
1	13	1081	G
1	13	1094	G
1	13	1095	U
1	13	1101	A
1	13	1114	C
1	13	1124	G
1	13	1125	U
1	13	1126	U
1	13	1127	G
1	13	1129	C
1	13	1131	G
1	13	1132	C
1	13	1133	G
1	13	1136	U
1	13	1137	C
1	13	1138	G
1	13	1139	G
1	13	1144	G
1	13	1146	A
1	13	1151	A
1	13	1152	A
1	13	1154	G
1	13	1157	A
1	13	1158	C
1	13	1159	U
1	13	1160	G
1	13	1171	G
1	13	1177	G
1	13	1178	G
1	13	1181	G
1	13	1184	G
1	13	1188	A
1	13	1189	C
1	13	1190	G
1	13	1196	U
1	13	1197	G
1	13	1201	A
1	13	1212	U
1	13	1213	A
1	13	1214	C
1	13	1218	C
1	13	1219	U

Continued on next page...

Continued from previous page...

Mol	Chain	Res	Type
1	13	1223	C
1	13	1226	C
1	13	1227	A
1	13	1238	A
1	13	1240	U
1	13	1241	G
1	13	1253	G
1	13	1256	A
1	13	1257	U
1	13	1258	G
1	13	1262	C
1	13	1272	G
1	13	1273	G
1	13	1278	U
1	13	1279	A
1	13	1280	A
1	13	1281	U
1	13	1285	A
1	13	1286	A
1	13	1287	A
1	13	1290	G
1	13	1291	G
1	13	1299	A
1	13	1300	G
1	13	1301	U
1	13	1303	C
1	13	1305	G
1	13	1317	C
1	13	1320	C
1	13	1322	C
1	13	1323	G
1	13	1327	C
1	13	1331	G
1	13	1335	C
1	13	1336	C
1	13	1337	G
1	13	1338	G
1	13	1340	A
1	13	1346	A
1	13	1347	G
1	13	1350	A
1	13	1353	G

Continued on next page...

Continued from previous page...

Mol	Chain	Res	Type
1	13	1362(A)	C
1	13	1363	A
1	13	1364	U
1	13	1368	G
1	13	1373	G
1	13	1381	U
1	13	1382	C
1	13	1401	G
1	13	1406	U
1	13	1419	G
1	13	1422	G
1	13	1442	G
1	13	1443	G
1	13	1446	A
1	13	1447	G
1	13	1450	U
1	13	1452	C
1	13	1453	G
1	13	1487	G
1	13	1492	A
1	13	1497	G
1	13	1499	A
1	13	1502	A
1	13	1503	A
1	13	1504	G
1	13	1506	U
1	13	1507	A
1	13	1517	G
1	13	1520	G
1	13	1529	G
1	13	1530	G
1	13	1534	A
1	13	1535	C
1	13	1536	C
22	1K	2	C
22	1K	3	A
22	1K	4	U
22	1K	6	C
22	1K	7	G
22	1K	8	4SU
22	1K	9	A
22	1K	11	C

Continued on next page...

Continued from previous page...

Mol	Chain	Res	Type
22	1K	13	C
22	1K	15	G
22	1K	19	G
22	1K	23	G
22	1K	24	A
22	1K	30	C
22	1K	35	I
22	1K	41	C
22	1K	42	G
22	1K	47	7MG
22	1K	50	G
22	1K	57	C
22	1K	61	U
22	1K	63	C
22	1K	64	U
22	1K	65	C
22	1K	69	G
22	1K	70	A
22	1K	73	C
22	1K	74	A
22	1K	75	C
22	1K	76	C
22	1K	77	A
23	2K	2	G
23	2K	6	G
23	2K	8	4SU
23	2K	9	G
23	2K	16	C
23	2K	17	C
23	2K	18	C
23	2K	19	G
23	2K	20	G
23	2K	21	U
23	2K	32	G
23	2K	35	C
23	2K	48	U
23	2K	49	C
23	2K	53	G
23	2K	54	G
23	2K	57	C
23	2K	69	C
23	2K	77	A

Continued on next page...

Continued from previous page...

Mol	Chain	Res	Type
24	3K	4	U
24	3K	7	G
24	3K	8	U
24	3K	9	A
24	3K	10	G
24	3K	11	C
24	3K	13	C
24	3K	14	A
24	3K	15	G
24	3K	19	G
24	3K	24	A
24	3K	26	U
24	3K	27	A
24	3K	33	C
24	3K	34	U
24	3K	35	A
24	3K	36	C
24	3K	37	G
24	3K	38	A
24	3K	44	G
24	3K	45	C
24	3K	46	G
24	3K	47	G
24	3K	48	U
24	3K	49	C
24	3K	56	U
24	3K	57	C
24	3K	58	G
24	3K	59	A
24	3K	60	A
24	3K	63	C
24	3K	68	G
24	3K	72	G
24	3K	73	C
24	3K	74	A
24	3K	77	A
25	4K	8	A
25	4K	11	U
25	4K	12	A
25	4K	13	A
25	4K	14	A
25	4K	15	A

Continued on next page...

Continued from previous page...

Mol	Chain	Res	Type
25	4K	18	G
25	4K	19	C
25	4K	20	G
25	4K	22	A
25	4K	23	A
25	4K	24	A
25	4K	25	A
25	4K	26	A
26	1H	6	A
26	1H	12	U
26	1H	13	A
26	1H	15	G
26	1H	34	C
26	1H	35	G
26	1H	46	C
26	1H	51	G
26	1H	54	G
26	1H	56	A
26	1H	63	U
26	1H	64	A
26	1H	71	A
26	1H	72	U
26	1H	74	A
26	1H	75	G
26	1H	85	G
26	1H	95	G
26	1H	101	G
26	1H	102	G
26	1H	114	U
26	1H	118	A
26	1H	119	A
26	1H	120	U
26	1H	125	G
26	1H	138	G
26	1H	140	A
26	1H	155	C
26	1H	163	U
26	1H	164	U
26	1H	165	U
26	1H	171	G
26	1H	181	A
26	1H	188	G

Continued on next page...

Continued from previous page...

Mol	Chain	Res	Type
26	1H	196	A
26	1H	197	A
26	1H	199	A
26	1H	213	A
26	1H	214	G
26	1H	215	G
26	1H	216	A
26	1H	222	A
26	1H	223	A
26	1H	224	G
26	1H	227	A
26	1H	228	A
26	1H	229	A
26	1H	232	G
26	1H	233	A
26	1H	248	G
26	1H	252	G
26	1H	269	U
26	1H	270(G)	C
26	1H	270(K)	C
26	1H	270(L)	U
26	1H	270(M)	U
26	1H	270(N)	G
26	1H	270(O)	U
26	1H	271(C)	U
26	1H	271	G
26	1H	273(E)	U
26	1H	274	G
26	1H	275	G
26	1H	277	C
26	1H	278	A
26	1H	291	C
26	1H	295	G
26	1H	299	A
26	1H	311	A
26	1H	321	G
26	1H	323	G
26	1H	324	A
26	1H	329	G
26	1H	330	A
26	1H	331	A
26	1H	335	C

Continued on next page...

Continued from previous page...

Mol	Chain	Res	Type
26	1H	345	A
26	1H	352	G
26	1H	354	G
26	1H	364	C
26	1H	372	G
26	1H	375	C
26	1H	380	U
26	1H	386	G
26	1H	396	G
26	1H	405	U
26	1H	406	G
26	1H	407	G
26	1H	411	G
26	1H	412	A
26	1H	413	C
26	1H	428	A
26	1H	444	C
26	1H	448	U
26	1H	449	A
26	1H	455	C
26	1H	466	A
26	1H	470	A
26	1H	471	A
26	1H	478	A
26	1H	481	G
26	1H	482	A
26	1H	501	A
26	1H	505	A
26	1H	508	G
26	1H	509	C
26	1H	510	C
26	1H	529	A
26	1H	530	G
26	1H	531	C
26	1H	532	A
26	1H	533	G
26	1H	545	G
26	1H	546	C
26	1H	548	A
26	1H	549	G
26	1H	563	G
26	1H	564	C

Continued on next page...

Continued from previous page...

Mol	Chain	Res	Type
26	1H	570	G
26	1H	571	A
26	1H	573	G
26	1H	575	A
26	1H	577	G
26	1H	586	A
26	1H	587	C
26	1H	588	U
26	1H	603	A
26	1H	607	U
26	1H	613	U
26	1H	614	U
26	1H	615	G
26	1H	617	G
26	1H	621	A
26	1H	622	G
26	1H	627	A
26	1H	631	A
26	1H	637	A
26	1H	645	C
26	1H	646	A
26	1H	653	A
26	1H	654	A
26	1H	654(A)	A
26	1H	654(O)	G
26	1H	654(P)	G
26	1H	654(R)	C
26	1H	654(S)	G
26	1H	654(T)	A
26	1H	654(V)	A
26	1H	656	G
26	1H	664	C
26	1H	669	G
26	1H	676	A
26	1H	686	G
26	1H	699	A
26	1H	702	G
26	1H	715	G
26	1H	717	G
26	1H	726	G
26	1H	730	C
26	1H	738	G

Continued on next page...

Continued from previous page...

Mol	Chain	Res	Type
26	1H	747	U
26	1H	752	A
26	1H	753	C
26	1H	762	U
26	1H	764	A
26	1H	765	G
26	1H	776	G
26	1H	777	A
26	1H	782	A
26	1H	784	A
26	1H	785	G
26	1H	790	C
26	1H	791	C
26	1H	792	G
26	1H	801	G
26	1H	805	G
26	1H	810	U
26	1H	812	C
26	1H	813	U
26	1H	824	A
26	1H	827	U
26	1H	828	U
26	1H	836	G
26	1H	845	G
26	1H	847	U
26	1H	859	G
26	1H	860	U
26	1H	866	A
26	1H	878	A
26	1H	880	G
26	1H	881	G
26	1H	882	G
26	1H	884	C
26	1H	885	C
26	1H	886	C
26	1H	887	A
26	1H	888	C
26	1H	893	C
26	1H	895	U
26	1H	896	A
26	1H	897	C
26	1H	898	C

Continued on next page...

Continued from previous page...

Mol	Chain	Res	Type
26	1H	899	A
26	1H	900	A
26	1H	901	A
26	1H	902	C
26	1H	904	C
26	1H	906	G
26	1H	907	U
26	1H	910	A
26	1H	917	A
26	1H	918	A
26	1H	919	G
26	1H	925	C
26	1H	932	G
26	1H	940	G
26	1H	941	A
26	1H	945	A
26	1H	946	G
26	1H	953	A
26	1H	958	U
26	1H	959	A
26	1H	961	C
26	1H	962	G
26	1H	974	G
26	1H	974(A)	C
26	1H	975	G
26	1H	983	A
26	1H	995	C
26	1H	996	A
26	1H	1005	C
26	1H	1009	A
26	1H	1011	G
26	1H	1012	U
26	1H	1013	C
26	1H	1016	G
26	1H	1020	A
26	1H	1021	A
26	1H	1022	G
26	1H	1023	U
26	1H	1025	G
26	1H	1026	U
26	1H	1027	A
26	1H	1028	A

Continued on next page...

Continued from previous page...

Mol	Chain	Res	Type
26	1H	1033	U
26	1H	1040	C
26	1H	1044	G
26	1H	1045	A
26	1H	1047	G
26	1H	1049	C
26	1H	1050	A
26	1H	1053	C
26	1H	1057	A
26	1H	1058	U
26	1H	1059	G
26	1H	1060	U
26	1H	1061	U
26	1H	1062	G
26	1H	1066	U
26	1H	1067	A
26	1H	1068	G
26	1H	1070	A
26	1H	1071	G
26	1H	1074	G
26	1H	1076	C
26	1H	1077	A
26	1H	1078	U
26	1H	1079	C
26	1H	1082	U
26	1H	1083	U
26	1H	1084	A
26	1H	1085	A
26	1H	1086	A
26	1H	1087	G
26	1H	1088	A
26	1H	1090	U
26	1H	1093	G
26	1H	1095	A
26	1H	1096	A
26	1H	1097	U
26	1H	1104	C
26	1H	1109	C
26	1H	1110	G
26	1H	1112	G
26	1H	1121	C
26	1H	1126	A

Continued on next page...

Continued from previous page...

Mol	Chain	Res	Type
26	1H	1128	A
26	1H	1129	A
26	1H	1130	U
26	1H	1135	C
26	1H	1136	G
26	1H	1138	G
26	1H	1139	G
26	1H	1142	U
26	1H	1142(A)	A
26	1H	1143	A
26	1H	1149	G
26	1H	1155	A
26	1H	1171	G
26	1H	1174	A
26	1H	1175	U
26	1H	1176	G
26	1H	1177	A
26	1H	1178	C
26	1H	1179	C
26	1H	1195	G
26	1H	1204	A
26	1H	1205	U
26	1H	1210	A
26	1H	1211	U
26	1H	1218	C
26	1H	1220	A
26	1H	1225	C
26	1H	1229(A)	G
26	1H	1237	A
26	1H	1244	G
26	1H	1250	G
26	1H	1253	A
26	1H	1256	G
26	1H	1265	A
26	1H	1267	U
26	1H	1271	G
26	1H	1272	A
26	1H	1273	U
26	1H	1274	A
26	1H	1275	A
26	1H	1278	A
26	1H	1287	A

Continued on next page...

Continued from previous page...

Mol	Chain	Res	Type
26	1H	1300	U
26	1H	1301	A
26	1H	1302	A
26	1H	1303	G
26	1H	1319	G
26	1H	1329	U
26	1H	1332	G
26	1H	1344	G
26	1H	1345	C
26	1H	1348	G
26	1H	1349	A
26	1H	1352	U
26	1H	1358	G
26	1H	1359	A
26	1H	1360	A
26	1H	1365	A
26	1H	1368	G
26	1H	1370	C
26	1H	1380	G
26	1H	1384	A
26	1H	1385	G
26	1H	1386	C
26	1H	1395	A
26	1H	1403	C
26	1H	1416	G
26	1H	1417	C
26	1H	1420	U
26	1H	1421	G
26	1H	1428	C
26	1H	1437	C
26	1H	1444(A)	A
26	1H	1449	A
26	1H	1449(A)	G
26	1H	1453	A
26	1H	1455	G
26	1H	1458	C
26	1H	1459	G
26	1H	1460	A
26	1H	1461	G
26	1H	1467	C
26	1H	1471	A
26	1H	1478	G

Continued on next page...

Continued from previous page...

Mol	Chain	Res	Type
26	1H	1483	G
26	1H	1493	C
26	1H	1494	A
26	1H	1496	A
26	1H	1497	U
26	1H	1507	A
26	1H	1509	C
26	1H	1510	A
26	1H	1511	A
26	1H	1522	G
26	1H	1524	G
26	1H	1526	G
26	1H	1534	G
26	1H	1535	U
26	1H	1536	A
26	1H	1537	C
26	1H	1538	G
26	1H	1543	A
26	1H	1544	C
26	1H	1545	A
26	1H	1548	C
26	1H	1554	A
26	1H	1558	A
26	1H	1559	G
26	1H	1560	G
26	1H	1566	A
26	1H	1569	A
26	1H	1578	U
26	1H	1580	A
26	1H	1585	C
26	1H	1586	A
26	1H	1608	A
26	1H	1609	A
26	1H	1610	A
26	1H	1616	A
26	1H	1617	C
26	1H	1618	A
26	1H	1625	C
26	1H	1647	G
26	1H	1648	C
26	1H	1651	G
26	1H	1654	A

Continued on next page...

Continued from previous page...

Mol	Chain	Res	Type
26	1H	1658	C
26	1H	1669	A
26	1H	1672	C
26	1H	1674	G
26	1H	1681	G
26	1H	1694	C
26	1H	1695	G
26	1H	1699	G
26	1H	1728	G
26	1H	1729	A
26	1H	1730	U
26	1H	1731	G
26	1H	1733	G
26	1H	1734	C
26	1H	1746	G
26	1H	1756	G
26	1H	1758	G
26	1H	1762	A
26	1H	1763	G
26	1H	1764	G
26	1H	1765	C
26	1H	1773	A
26	1H	1775	U
26	1H	1776	G
26	1H	1779	U
26	1H	1782	C
26	1H	1786	A
26	1H	1791	A
26	1H	1799	G
26	1H	1800	C
26	1H	1801	G
26	1H	1802	A
26	1H	1808	U
26	1H	1811	G
26	1H	1816	G
26	1H	1829	A
26	1H	1835	G
26	1H	1839	G
26	1H	1847	A
26	1H	1859	A
26	1H	1869	G
26	1H	1870	C

Continued on next page...

Continued from previous page...

Mol	Chain	Res	Type
26	1H	1889	A
26	1H	1900	A
26	1H	1906	G
26	1H	1913	A
26	1H	1914	C
26	1H	1919	A
26	1H	1923	U
26	1H	1926	U
26	1H	1929	G
26	1H	1930	G
26	1H	1931	U
26	1H	1937	A
26	1H	1938	A
26	1H	1941	C
26	1H	1945	G
26	1H	1955	U
26	1H	1960	A
26	1H	1961	C
26	1H	1963	U
26	1H	1967	C
26	1H	1969	A
26	1H	1970	A
26	1H	1971	A
26	1H	1972	A
26	1H	1982	C
26	1H	1993	U
26	1H	2004	G
26	1H	2006	C
26	1H	2023	G
26	1H	2031	A
26	1H	2033	A
26	1H	2035	G
26	1H	2043	C
26	1H	2049	G
26	1H	2052	G
26	1H	2054	A
26	1H	2055	C
26	1H	2056	G
26	1H	2060	A
26	1H	2061	G
26	1H	2062	A
26	1H	2066	C

Continued on next page...

Continued from previous page...

Mol	Chain	Res	Type
26	1H	2069	G
26	1H	2096	U
26	1H	2098	U
26	1H	2099	U
26	1H	2108	C
26	1H	2111	C
26	1H	2112	G
26	1H	2113	U
26	1H	2114	A
26	1H	2115	G
26	1H	2116	G
26	1H	2117	A
26	1H	2119	A
26	1H	2125	G
26	1H	2126	A
26	1H	2127	G
26	1H	2128	C
26	1H	2131	G
26	1H	2132	U
26	1H	2133	G
26	1H	2134	A
26	1H	2135	A
26	1H	2136	C
26	1H	2139	C
26	1H	2144	U
26	1H	2145	C
26	1H	2147	G
26	1H	2148	G
26	1H	2151	G
26	1H	2156	G
26	1H	2157	G
26	1H	2158	A
26	1H	2161	C
26	1H	2162	G
26	1H	2165	G
26	1H	2166	G
26	1H	2168	G
26	1H	2169	A
26	1H	2170	A
26	1H	2171	A
26	1H	2172	U
26	1H	2173	A

Continued on next page...

Continued from previous page...

Mol	Chain	Res	Type
26	1H	2174	C
26	1H	2176	A
26	1H	2181	G
26	1H	2183	C
26	1H	2185	C
26	1H	2186	G
26	1H	2189	U
26	1H	2190	G
26	1H	2192	G
26	1H	2198	A
26	1H	2205	C
26	1H	2209	C
26	1H	2210	G
26	1H	2211	G
26	1H	2212	A
26	1H	2213	U
26	1H	2215	G
26	1H	2225	A
26	1H	2238	G
26	1H	2239	G
26	1H	2240	C
26	1H	2253	G
26	1H	2261	C
26	1H	2267	A
26	1H	2268	A
26	1H	2273	A
26	1H	2275	C
26	1H	2279	G
26	1H	2283	C
26	1H	2286	A
26	1H	2287	A
26	1H	2288	A
26	1H	2298	A
26	1H	2307	G
26	1H	2308	G
26	1H	2309	A
26	1H	2310	A
26	1H	2312	U
26	1H	2314	C
26	1H	2315	G
26	1H	2320	A
26	1H	2321	G

Continued on next page...

Continued from previous page...

Mol	Chain	Res	Type
26	1H	2325	G
26	1H	2326	C
26	1H	2327	A
26	1H	2334	G
26	1H	2336	A
26	1H	2343	C
26	1H	2347	C
26	1H	2350	C
26	1H	2376	A
26	1H	2377	A
26	1H	2379	G
26	1H	2383	G
26	1H	2385	C
26	1H	2388	A
26	1H	2395	C
26	1H	2402	C
26	1H	2403	C
26	1H	2406	U
26	1H	2410	G
26	1H	2414	G
26	1H	2422	A
26	1H	2424	C
26	1H	2425	A
26	1H	2429	G
26	1H	2430	A
26	1H	2435	A
26	1H	2439	A
26	1H	2440	C
26	1H	2441	C
26	1H	2445	G
26	1H	2448	A
26	1H	2449	U
26	1H	2453	A
26	1H	2459	A
26	1H	2468	G
26	1H	2469	A
26	1H	2470	G
26	1H	2476	A
26	1H	2482	G
26	1H	2502	G
26	1H	2505	G
26	1H	2518	A

Continued on next page...

Continued from previous page...

Mol	Chain	Res	Type
26	1H	2520	C
26	1H	2529	G
26	1H	2554	U
26	1H	2566	A
26	1H	2567	G
26	1H	2573	C
26	1H	2582	G
26	1H	2585	U
26	1H	2599	G
26	1H	2601	C
26	1H	2602	A
26	1H	2609	U
26	1H	2611	U
26	1H	2612	C
26	1H	2613	U
26	1H	2615	U
26	1H	2629	A
26	1H	2632	A
26	1H	2634	G
26	1H	2636	U
26	1H	2641	G
26	1H	2654	A
26	1H	2656	U
26	1H	2663	G
26	1H	2665	A
26	1H	2673	G
26	1H	2676	C
26	1H	2679	A
26	1H	2686	G
26	1H	2689	U
26	1H	2697	G
26	1H	2702	U
26	1H	2703	C
26	1H	2705	A
26	1H	2707	G
26	1H	2712(A)	A
26	1H	2713	A
26	1H	2714	G
26	1H	2718	G
26	1H	2726	U
26	1H	2733	A
26	1H	2744	G

Continued on next page...

Continued from previous page...

Mol	Chain	Res	Type
26	1H	2750	A
26	1H	2756	U
26	1H	2757	A
26	1H	2758	A
26	1H	2764	A
26	1H	2765	A
26	1H	2766	G
26	1H	2777	G
26	1H	2778	A
26	1H	2779	U
26	1H	2781	A
26	1H	2782	G
26	1H	2789	C
26	1H	2790	A
26	1H	2791	C
26	1H	2793	G
26	1H	2794	C
26	1H	2795	G
26	1H	2797	U
26	1H	2798	C
26	1H	2801	A
26	1H	2802	G
26	1H	2803	C
26	1H	2804	C
26	1H	2807	G
26	1H	2808	U
26	1H	2816	C
26	1H	2820	A
26	1H	2821	A
26	1H	2830	G
26	1H	2833	G
26	1H	2834	G
26	1H	2835	A
26	1H	2850	A
26	1H	2865	U
26	1H	2866	U
26	1H	2872	G
26	1H	2891	G
26	1H	2892	A
26	1H	2894	G
26	1H	2898	U
27	16	0	A

Continued on next page...

Continued from previous page...

Mol	Chain	Res	Type
27	16	3	C
27	16	8	U
27	16	12	C
27	16	13	A
27	16	14	U
27	16	15	A
27	16	25	A
27	16	33	G
27	16	38	C
27	16	40	U
27	16	42	C
27	16	45	A
27	16	47	C
27	16	51	G
27	16	56	G
27	16	60	C
27	16	65	C
27	16	66	A
27	16	72	G
27	16	73	A
27	16	74	U
27	16	81	G
27	16	82	G
27	16	85	G
27	16	89	G
27	16	105	G
27	16	109	G
1	1G	2	U
1	1G	3	G
1	1G	4	U
1	1G	5	U
1	1G	6	G
1	1G	9	G
1	1G	10	A
1	1G	22	G
1	1G	32	A
1	1G	39	G
1	1G	47	C
1	1G	48	C
1	1G	51	A
1	1G	54	C
1	1G	65	U

Continued on next page...

Continued from previous page...

Mol	Chain	Res	Type
1	1G	76	G
1	1G	80	G
1	1G	81	G
1	1G	82	U
1	1G	88	C
1	1G	90	C
1	1G	91	C
1	1G	92	G
1	1G	101	A
1	1G	105	G
1	1G	115	G
1	1G	116	A
1	1G	121	C
1	1G	127	G
1	1G	129	U
1	1G	131	C
1	1G	135	C
1	1G	144	G
1	1G	155	C
1	1G	162	A
1	1G	163	C
1	1G	173	U
1	1G	174	C
1	1G	182	U
1	1G	186	C
1	1G	186(F)	C
1	1G	190	G
1	1G	191(A)	G
1	1G	191(D)	U
1	1G	195	A
1	1G	196	A
1	1G	197	A
1	1G	198	G
1	1G	208	U
1	1G	209	U
1	1G	210	U
1	1G	216	G
1	1G	247	G
1	1G	250	A
1	1G	251	G
1	1G	266	G
1	1G	267	C

Continued on next page...

Continued from previous page...

Mol	Chain	Res	Type
1	1G	281	G
1	1G	289	G
1	1G	290	C
1	1G	298	A
1	1G	321	A
1	1G	328	C
1	1G	329	A
1	1G	332	G
1	1G	346	G
1	1G	347	G
1	1G	350	G
1	1G	351	G
1	1G	352	C
1	1G	353	A
1	1G	354	G
1	1G	363	A
1	1G	366	C
1	1G	367	U
1	1G	372	C
1	1G	373	A
1	1G	397	A
1	1G	398	C
1	1G	406	G
1	1G	409	G
1	1G	411	A
1	1G	412	A
1	1G	413	G
1	1G	414	A
1	1G	419	C
1	1G	421	U
1	1G	422	C
1	1G	423	G
1	1G	424	G
1	1G	429	U
1	1G	430	A
1	1G	439	A
1	1G	452	A
1	1G	453	A
1	1G	465	A
1	1G	466	C
1	1G	467	G
1	1G	475	G

Continued on next page...

Continued from previous page...

Mol	Chain	Res	Type
1	1G	484	G
1	1G	485	G
1	1G	486	U
1	1G	496	A
1	1G	497	U
1	1G	504	C
1	1G	505	G
1	1G	510	A
1	1G	511	C
1	1G	517	G
1	1G	518	C
1	1G	527	G
1	1G	529	G
1	1G	530	G
1	1G	531	U
1	1G	532	A
1	1G	533	A
1	1G	536	C
1	1G	547	A
1	1G	559	A
1	1G	561	U
1	1G	562	C
1	1G	564	C
1	1G	572	A
1	1G	573	A
1	1G	576	G
1	1G	577	G
1	1G	581	G
1	1G	601	C
1	1G	607	A
1	1G	614	A
1	1G	615	C
1	1G	618	C
1	1G	619	U
1	1G	629	G
1	1G	631	G
1	1G	632	A
1	1G	651	C
1	1G	653	A
1	1G	663	A
1	1G	665	A
1	1G	687	A

Continued on next page...

Continued from previous page...

Mol	Chain	Res	Type
1	1G	688	G
1	1G	700	G
1	1G	702	A
1	1G	721	G
1	1G	723	U
1	1G	724	G
1	1G	725	G
1	1G	729	A
1	1G	731	G
1	1G	749	C
1	1G	750	G
1	1G	753	A
1	1G	755	G
1	1G	760	G
1	1G	766	A
1	1G	769	G
1	1G	776	G
1	1G	777	A
1	1G	787	A
1	1G	792	A
1	1G	793	U
1	1G	794	A
1	1G	816	A
1	1G	817	C
1	1G	820	U
1	1G	821	G
1	1G	827	U
1	1G	828	A
1	1G	842	C
1	1G	843	U
1	1G	848	C
1	1G	853	G
1	1G	857	C
1	1G	858	G
1	1G	859	A
1	1G	862	C
1	1G	867	G
1	1G	873	A
1	1G	874	G
1	1G	885	G
1	1G	889	A
1	1G	914	A

Continued on next page...

Continued from previous page...

Mol	Chain	Res	Type
1	1G	916	G
1	1G	926	G
1	1G	927	G
1	1G	934	C
1	1G	935	A
1	1G	936	C
1	1G	941	G
1	1G	942	G
1	1G	944	G
1	1G	953	G
1	1G	954	G
1	1G	958	A
1	1G	960	U
1	1G	961	U
1	1G	966	G
1	1G	968	A
1	1G	969	A
1	1G	971	G
1	1G	972	C
1	1G	974	A
1	1G	975	A
1	1G	976	G
1	1G	977	A
1	1G	978	A
1	1G	980	C
1	1G	981	U
1	1G	982	U
1	1G	983	A
1	1G	991	U
1	1G	992	U
1	1G	993	G
1	1G	995	C
1	1G	996	A
1	1G	1001	G
1	1G	1002	G
1	1G	1003	G
1	1G	1004	A
1	1G	1005	A
1	1G	1006	C
1	1G	1008	C
1	1G	1021	G
1	1G	1022	G

Continued on next page...

Continued from previous page...

Mol	Chain	Res	Type
1	1G	1023	G
1	1G	1024	G
1	1G	1025	U
1	1G	1028	C
1	1G	1028(B)	C
1	1G	1029	G
1	1G	1030	C
1	1G	1031	G
1	1G	1032(A)	G
1	1G	1032(B)	G
1	1G	1033	G
1	1G	1035	A
1	1G	1036	G
1	1G	1037	C
1	1G	1039	C
1	1G	1040	U
1	1G	1042	G
1	1G	1046	A
1	1G	1050	G
1	1G	1051	C
1	1G	1053	G
1	1G	1054	C
1	1G	1055	A
1	1G	1056	U
1	1G	1064	G
1	1G	1071	C
1	1G	1085	U
1	1G	1086	U
1	1G	1088	G
1	1G	1092	A
1	1G	1094	G
1	1G	1095	U
1	1G	1096	C
1	1G	1098	C
1	1G	1099	G
1	1G	1101	A
1	1G	1106	G
1	1G	1107	C
1	1G	1113	C
1	1G	1117	G
1	1G	1124	G
1	1G	1125	U

Continued on next page...

Continued from previous page...

Mol	Chain	Res	Type
1	1G	1126	U
1	1G	1127	G
1	1G	1128	C
1	1G	1129	C
1	1G	1135	U
1	1G	1137	C
1	1G	1139	G
1	1G	1140	C
1	1G	1143	G
1	1G	1144	G
1	1G	1145	C
1	1G	1146	A
1	1G	1147	C
1	1G	1157	A
1	1G	1158	C
1	1G	1159	U
1	1G	1160	G
1	1G	1171	G
1	1G	1181	G
1	1G	1183	A
1	1G	1188	A
1	1G	1189	C
1	1G	1196	U
1	1G	1197	G
1	1G	1198	G
1	1G	1200	C
1	1G	1201	A
1	1G	1202	G
1	1G	1210	C
1	1G	1211	U
1	1G	1212	U
1	1G	1213	A
1	1G	1214	C
1	1G	1219	U
1	1G	1223	C
1	1G	1225	A
1	1G	1232	U
1	1G	1238	A
1	1G	1240	U
1	1G	1241	G
1	1G	1256	A
1	1G	1257	U

Continued on next page...

Continued from previous page...

Mol	Chain	Res	Type
1	1G	1258	G
1	1G	1260	C
1	1G	1267	C
1	1G	1268	A
1	1G	1274	G
1	1G	1276	G
1	1G	1279	A
1	1G	1280	A
1	1G	1286	A
1	1G	1287	A
1	1G	1288	A
1	1G	1295	G
1	1G	1297	C
1	1G	1299	A
1	1G	1300	G
1	1G	1301	U
1	1G	1305	G
1	1G	1306	A
1	1G	1317	C
1	1G	1318	A
1	1G	1319	A
1	1G	1320	C
1	1G	1322	C
1	1G	1323	G
1	1G	1324	A
1	1G	1331	G
1	1G	1335	C
1	1G	1336	C
1	1G	1338	G
1	1G	1344	C
1	1G	1346	A
1	1G	1347	G
1	1G	1354	C
1	1G	1362(A)	C
1	1G	1363	A
1	1G	1364	U
1	1G	1369	C
1	1G	1370	G
1	1G	1379	G
1	1G	1397	C
1	1G	1398	A
1	1G	1401	G

Continued on next page...

Continued from previous page...

Mol	Chain	Res	Type
1	1G	1419	G
1	1G	1442	G
1	1G	1443	G
1	1G	1446	A
1	1G	1449	C
1	1G	1450	U
1	1G	1451	A
1	1G	1452	C
1	1G	1453	G
1	1G	1454	G
1	1G	1469	G
1	1G	1482	G
1	1G	1492	A
1	1G	1494	G
1	1G	1497	G
1	1G	1499	A
1	1G	1502	A
1	1G	1503	A
1	1G	1504	G
1	1G	1506	U
1	1G	1507	A
1	1G	1517	G
1	1G	1519	A
1	1G	1520	G
1	1G	1529	G
1	1G	1530	G
1	1G	1533	C
1	1G	1534	A
1	1G	1535	C
22	1L	2	C
22	1L	3	A
22	1L	6	C
22	1L	7	G
22	1L	8	4SU
22	1L	9	A
22	1L	15	G
22	1L	16	C
22	1L	17	U
22	1L	18	G
22	1L	19	G
22	1L	23	G
22	1L	24	A

Continued on next page...

Continued from previous page...

Mol	Chain	Res	Type
22	1L	32	G
22	1L	35	I
22	1L	42	G
22	1L	47	7MG
22	1L	50	G
22	1L	60	A
22	1L	61	U
22	1L	64	U
22	1L	69	G
22	1L	70	A
22	1L	73	C
22	1L	74	A
22	1L	75	C
22	1L	76	C
22	1L	77	A
23	2L	4	G
23	2L	6	G
23	2L	8	4SU
23	2L	16	C
23	2L	18	C
23	2L	19	G
23	2L	20	G
23	2L	21	U
23	2L	22	A
23	2L	32	G
23	2L	45	A
23	2L	47	7MG
23	2L	48	U
23	2L	49	C
23	2L	57	C
23	2L	61	U
23	2L	68	C
23	2L	77	A
24	3L	2	C
24	3L	8	U
24	3L	9	A
24	3L	10	G
24	3L	11	C
24	3L	13	C
24	3L	15	G
24	3L	16	C
24	3L	17	U

Continued on next page...

Continued from previous page...

Mol	Chain	Res	Type
24	3L	18	G
24	3L	19	G
24	3L	24	A
24	3L	26	U
24	3L	27	A
24	3L	32	G
24	3L	33	C
24	3L	34	U
24	3L	35	A
24	3L	36	C
24	3L	37	G
24	3L	39	A
24	3L	44	G
24	3L	45	C
24	3L	46	G
24	3L	47	G
24	3L	48	U
24	3L	49	C
24	3L	51	G
24	3L	53	G
24	3L	56	U
24	3L	57	C
24	3L	59	A
24	3L	60	A
24	3L	70	A
24	3L	73	C
24	3L	74	A
24	3L	77	A
25	4L	9	G
25	4L	10	G
25	4L	11	U
25	4L	14	A
25	4L	15	A
25	4L	19	C
25	4L	20	G
25	4L	22	A
25	4L	23	A
26	14	2	G
26	14	3	U
26	14	4	C
26	14	5	A
26	14	6	A

Continued on next page...

Continued from previous page...

Mol	Chain	Res	Type
26	14	11	G
26	14	13	A
26	14	14	A
26	14	15	G
26	14	35	G
26	14	46	C
26	14	48	G
26	14	49	A
26	14	50	U
26	14	51	G
26	14	55	G
26	14	58	G
26	14	60	G
26	14	71	A
26	14	72	U
26	14	74	A
26	14	75	G
26	14	84	A
26	14	90	U
26	14	93	C
26	14	95	G
26	14	101	G
26	14	102	G
26	14	103	A
26	14	118	A
26	14	119	A
26	14	120	U
26	14	129	C
26	14	138	G
26	14	139	G
26	14	140	A
26	14	152	G
26	14	154	G
26	14	155	C
26	14	161	U
26	14	162	U
26	14	172	C
26	14	173	G
26	14	174	C
26	14	175	G
26	14	181	A
26	14	196	A

Continued on next page...

Continued from previous page...

Mol	Chain	Res	Type
26	14	199	A
26	14	205	G
26	14	213	A
26	14	214	G
26	14	215	G
26	14	216	A
26	14	221	A
26	14	222	A
26	14	225	A
26	14	229	A
26	14	233	A
26	14	248	G
26	14	249	C
26	14	252	G
26	14	267	C
26	14	270(K)	C
26	14	270(M)	U
26	14	270(N)	G
26	14	270(O)	U
26	14	270(P)	C
26	14	271(C)	U
26	14	271	G
26	14	273(C)	C
26	14	273(D)	C
26	14	273(F)	C
26	14	274	G
26	14	275	G
26	14	276	A
26	14	277	C
26	14	278	A
26	14	279	C
26	14	283	A
26	14	289	A
26	14	290	G
26	14	294	A
26	14	310	A
26	14	311	A
26	14	324	A
26	14	329	G
26	14	330	A
26	14	331	A
26	14	334	C

Continued on next page...

Continued from previous page...

Mol	Chain	Res	Type
26	14	346	A
26	14	352	G
26	14	356	G
26	14	357	A
26	14	363	G
26	14	363(A)	A
26	14	363(E)	U
26	14	363(F)	A
26	14	372	G
26	14	386	G
26	14	396	G
26	14	399	G
26	14	405	U
26	14	406	G
26	14	407	G
26	14	409	C
26	14	411	G
26	14	412	A
26	14	428	A
26	14	436	C
26	14	443	A
26	14	444	C
26	14	452	G
26	14	455	C
26	14	457	A
26	14	462	C
26	14	463	G
26	14	464	U
26	14	470	A
26	14	471	A
26	14	478	A
26	14	480	A
26	14	481	G
26	14	505	A
26	14	507	A
26	14	509	C
26	14	512	G
26	14	528	A
26	14	530	G
26	14	531	C
26	14	532	A
26	14	533	G

Continued on next page...

Continued from previous page...

Mol	Chain	Res	Type
26	14	543	C
26	14	546	C
26	14	548	A
26	14	549	G
26	14	556	G
26	14	563	G
26	14	568	U
26	14	573	G
26	14	574	C
26	14	575	A
26	14	584	C
26	14	603	A
26	14	607	U
26	14	609(A)	G
26	14	614	U
26	14	615	G
26	14	617	G
26	14	620	G
26	14	621	A
26	14	622	G
26	14	627	A
26	14	634	C
26	14	637	A
26	14	645	C
26	14	646	A
26	14	651	G
26	14	654	A
26	14	654(A)	A
26	14	654(B)	C
26	14	654(C)	G
26	14	654(S)	G
26	14	654(T)	A
26	14	654(U)	A
26	14	662	G
26	14	668	G
26	14	669	G
26	14	686	G
26	14	709	U
26	14	717	G
26	14	722	A
26	14	730	C
26	14	739	G

Continued on next page...

Continued from previous page...

Mol	Chain	Res	Type
26	14	740	U
26	14	749	C
26	14	751	A
26	14	752	A
26	14	753	C
26	14	765	G
26	14	771	G
26	14	775	G
26	14	776	G
26	14	782	A
26	14	784	A
26	14	785	G
26	14	790	C
26	14	792	G
26	14	800	A
26	14	805	G
26	14	812	C
26	14	819	A
26	14	827	U
26	14	828	U
26	14	831	G
26	14	832	G
26	14	844	C
26	14	846	C
26	14	855	G
26	14	856	C
26	14	859	G
26	14	866	A
26	14	877	U
26	14	878	A
26	14	880	G
26	14	881	G
26	14	882	G
26	14	883	G
26	14	885	C
26	14	886	C
26	14	887	A
26	14	888	C
26	14	889	C
26	14	892	G
26	14	894	C
26	14	896	A

Continued on next page...

Continued from previous page...

Mol	Chain	Res	Type
26	14	897	C
26	14	898	C
26	14	899	A
26	14	901	A
26	14	910	A
26	14	911	A
26	14	917	A
26	14	919	G
26	14	924	C
26	14	925	C
26	14	932	G
26	14	935	C
26	14	938	G
26	14	941	A
26	14	945	A
26	14	946	G
26	14	958	U
26	14	959	A
26	14	961	C
26	14	963	U
26	14	972	G
26	14	973	A
26	14	974	G
26	14	974(A)	C
26	14	980	A
26	14	983	A
26	14	986	C
26	14	990	A
26	14	996	A
26	14	999	U
26	14	1005	C
26	14	1012	U
26	14	1013	C
26	14	1015	G
26	14	1016	G
26	14	1017	G
26	14	1022	G
26	14	1023	U
26	14	1025	G
26	14	1026	U
26	14	1028	A
26	14	1033	U

Continued on next page...

Continued from previous page...

Mol	Chain	Res	Type
26	14	1037	G
26	14	1038	C
26	14	1044	G
26	14	1045	A
26	14	1046	A
26	14	1048	A
26	14	1051	G
26	14	1054	A
26	14	1056	G
26	14	1060	U
26	14	1061	U
26	14	1062	G
26	14	1063	G
26	14	1066	U
26	14	1067	A
26	14	1070	A
26	14	1071	G
26	14	1072	C
26	14	1073	A
26	14	1075	C
26	14	1079	C
26	14	1080	A
26	14	1086	A
26	14	1087	G
26	14	1088	A
26	14	1090	U
26	14	1093	G
26	14	1095	A
26	14	1096	A
26	14	1099	G
26	14	1105	U
26	14	1111	A
26	14	1112	G
26	14	1113	U
26	14	1114	G
26	14	1122	G
26	14	1126	A
26	14	1130	U
26	14	1131	G
26	14	1135	C
26	14	1136	G
26	14	1138	G

Continued on next page...

Continued from previous page...

Mol	Chain	Res	Type
26	14	1139	G
26	14	1142(A)	A
26	14	1143	A
26	14	1151	G
26	14	1159	U
26	14	1170	G
26	14	1171	G
26	14	1173	G
26	14	1174	A
26	14	1175	U
26	14	1177	A
26	14	1178	C
26	14	1189	A
26	14	1204	A
26	14	1205	U
26	14	1206	G
26	14	1212	G
26	14	1220	A
26	14	1232	G
26	14	1236	G
26	14	1248	G
26	14	1252	G
26	14	1253	A
26	14	1256	G
26	14	1271	G
26	14	1272	A
26	14	1278	A
26	14	1284	A
26	14	1298	C
26	14	1300	U
26	14	1301	A
26	14	1303	G
26	14	1313	U
26	14	1320	C
26	14	1321	A
26	14	1328	G
26	14	1329	U
26	14	1345	C
26	14	1348	G
26	14	1349	A
26	14	1352	U
26	14	1359	A

Continued on next page...

Continued from previous page...

Mol	Chain	Res	Type
26	14	1360	A
26	14	1365	A
26	14	1368	G
26	14	1370	C
26	14	1380	G
26	14	1383	C
26	14	1384	A
26	14	1385	G
26	14	1386	C
26	14	1403	C
26	14	1405	U
26	14	1406	U
26	14	1407	C
26	14	1416	G
26	14	1417	C
26	14	1419	A
26	14	1421	G
26	14	1427	A
26	14	1428	C
26	14	1444(A)	A
26	14	1445	C
26	14	1449	A
26	14	1449(A)	G
26	14	1454	U
26	14	1455	G
26	14	1458	C
26	14	1459	G
26	14	1460	A
26	14	1467	C
26	14	1471	A
26	14	1474	C
26	14	1475	G
26	14	1478	G
26	14	1482	U
26	14	1483	G
26	14	1490	A
26	14	1492	G
26	14	1493	C
26	14	1494	A
26	14	1508	A
26	14	1509	C
26	14	1510	A

Continued on next page...

Continued from previous page...

Mol	Chain	Res	Type
26	14	1522	G
26	14	1534	G
26	14	1535	U
26	14	1537	C
26	14	1540	G
26	14	1543	A
26	14	1544	C
26	14	1558	A
26	14	1559	G
26	14	1560	G
26	14	1566	A
26	14	1569	A
26	14	1578	U
26	14	1583	A
26	14	1585	C
26	14	1586	A
26	14	1588	C
26	14	1589	C
26	14	1593	G
26	14	1599	C
26	14	1608	A
26	14	1609	A
26	14	1610	A
26	14	1616	A
26	14	1644	C
26	14	1647	G
26	14	1648	C
26	14	1654	A
26	14	1674	G
26	14	1675	C
26	14	1678	G
26	14	1680	U
26	14	1696	G
26	14	1700	A
26	14	1701	A
26	14	1718	G
26	14	1725	G
26	14	1728	G
26	14	1729	A
26	14	1741	C
26	14	1743	G
26	14	1756	G

Continued on next page...

Continued from previous page...

Mol	Chain	Res	Type
26	14	1762	A
26	14	1763	G
26	14	1764	G
26	14	1773	A
26	14	1780	A
26	14	1781	C
26	14	1782	C
26	14	1791	A
26	14	1800	C
26	14	1801	G
26	14	1816	G
26	14	1820	U
26	14	1829	A
26	14	1830	C
26	14	1835	G
26	14	1836	C
26	14	1847	A
26	14	1859	A
26	14	1878	G
26	14	1886	C
26	14	1888	G
26	14	1889	A
26	14	1894	C
26	14	1896	G
26	14	1906	G
26	14	1913	A
26	14	1919	A
26	14	1929	G
26	14	1930	G
26	14	1931	U
26	14	1936	A
26	14	1938	A
26	14	1940	U
26	14	1944	U
26	14	1955	U
26	14	1960	A
26	14	1963	U
26	14	1967	C
26	14	1970	A
26	14	1971	A
26	14	1972	A
26	14	1993	U

Continued on next page...

Continued from previous page...

Mol	Chain	Res	Type
26	14	2023	G
26	14	2027	G
26	14	2031	A
26	14	2033	A
26	14	2039	C
26	14	2043	C
26	14	2049	G
26	14	2054	A
26	14	2055	C
26	14	2056	G
26	14	2060	A
26	14	2061	G
26	14	2062	A
26	14	2063	C
26	14	2069	G
26	14	2074	U
26	14	2076	U
26	14	2080	G
26	14	2082	A
26	14	2085	C
26	14	2097	C
26	14	2100	G
26	14	2102	U
26	14	2108	C
26	14	2110	G
26	14	2111	C
26	14	2114	A
26	14	2115	G
26	14	2116	G
26	14	2117	A
26	14	2118	U
26	14	2120	G
26	14	2122	U
26	14	2124	G
26	14	2125	G
26	14	2126	A
26	14	2127	G
26	14	2128	C
26	14	2129	C
26	14	2131	G
26	14	2132	U
26	14	2133	G

Continued on next page...

Continued from previous page...

Mol	Chain	Res	Type
26	14	2134	A
26	14	2135	A
26	14	2136	C
26	14	2137	C
26	14	2144	U
26	14	2145	C
26	14	2146	C
26	14	2147	G
26	14	2148	G
26	14	2150	U
26	14	2151	G
26	14	2153	G
26	14	2157	G
26	14	2158	A
26	14	2161	C
26	14	2162	G
26	14	2164	C
26	14	2166	G
26	14	2168	G
26	14	2169	A
26	14	2170	A
26	14	2172	U
26	14	2173	A
26	14	2174	C
26	14	2176	A
26	14	2189	U
26	14	2191	G
26	14	2192	G
26	14	2198	A
26	14	2207	C
26	14	2210	G
26	14	2211	G
26	14	2212	A
26	14	2213	U
26	14	2215	G
26	14	2225	A
26	14	2226	C
26	14	2234	G
26	14	2235	G
26	14	2238	G
26	14	2239	G
26	14	2240	C

Continued on next page...

Continued from previous page...

Mol	Chain	Res	Type
26	14	2245	U
26	14	2246	G
26	14	2261	C
26	14	2267	A
26	14	2269	A
26	14	2273	A
26	14	2275	C
26	14	2276	G
26	14	2278	A
26	14	2280	G
26	14	2283	C
26	14	2287	A
26	14	2288	A
26	14	2289	G
26	14	2293	C
26	14	2298	A
26	14	2305	A
26	14	2307	G
26	14	2308	G
26	14	2310	A
26	14	2311	A
26	14	2312	U
26	14	2318	G
26	14	2319	G
26	14	2321	G
26	14	2324	C
26	14	2325	G
26	14	2326	C
26	14	2327	A
26	14	2329	G
26	14	2334	G
26	14	2336	A
26	14	2342	C
26	14	2346	A
26	14	2347	C
26	14	2350	C
26	14	2354	G
26	14	2355	C
26	14	2357	U
26	14	2383	G
26	14	2385	C
26	14	2388	A

Continued on next page...

Continued from previous page...

Mol	Chain	Res	Type
26	14	2389	G
26	14	2392	A
26	14	2396	G
26	14	2401	U
26	14	2402	C
26	14	2406	U
26	14	2411	A
26	14	2413	G
26	14	2414	G
26	14	2418	A
26	14	2422	A
26	14	2426	A
26	14	2429	G
26	14	2430	A
26	14	2431	U
26	14	2435	A
26	14	2439	A
26	14	2440	C
26	14	2441	C
26	14	2448	A
26	14	2468	G
26	14	2469	A
26	14	2470	G
26	14	2475	C
26	14	2476	A
26	14	2477	C
26	14	2483	C
26	14	2492	U
26	14	2498	C
26	14	2501	C
26	14	2502	G
26	14	2505	G
26	14	2512	C
26	14	2513	G
26	14	2518	A
26	14	2525	G
26	14	2532	G
26	14	2542	A
26	14	2543	G
26	14	2544	G
26	14	2554	U
26	14	2555	U

Continued on next page...

Continued from previous page...

Mol	Chain	Res	Type
26	14	2563	U
26	14	2564	A
26	14	2566	A
26	14	2567	G
26	14	2573	C
26	14	2578	G
26	14	2582	G
26	14	2601	C
26	14	2602	A
26	14	2609	U
26	14	2610	C
26	14	2611	U
26	14	2612	C
26	14	2630	G
26	14	2636	U
26	14	2646	C
26	14	2654	A
26	14	2665	A
26	14	2667	C
26	14	2673	G
26	14	2689	U
26	14	2690	C
26	14	2702	U
26	14	2703	C
26	14	2707	G
26	14	2712(A)	A
26	14	2713	A
26	14	2714	G
26	14	2726	U
26	14	2733	A
26	14	2739	U
26	14	2742	C
26	14	2744	G
26	14	2748	A
26	14	2750	A
26	14	2751	G
26	14	2752	C
26	14	2757	A
26	14	2758	A
26	14	2761	G
26	14	2762	G
26	14	2764	A

Continued on next page...

Continued from previous page...

Mol	Chain	Res	Type
26	14	2765	A
26	14	2766	G
26	14	2777	G
26	14	2778	A
26	14	2779	U
26	14	2780	G
26	14	2790	A
26	14	2791	C
26	14	2793	G
26	14	2794	C
26	14	2795	G
26	14	2797	U
26	14	2798	C
26	14	2799	A
26	14	2801	A
26	14	2802	G
26	14	2805	G
26	14	2808	U
26	14	2810	A
26	14	2818	G
26	14	2820	A
26	14	2821	A
26	14	2825	C
26	14	2833	G
26	14	2834	G
26	14	2835	A
26	14	2859	G
26	14	2860	A
26	14	2861	G
26	14	2872	G
26	14	2874	C
26	14	2876	G
26	14	2879	C
26	14	2883	A
26	14	2885	C
26	14	2886	G
26	14	2889	C
26	14	2892	A
26	14	2893	G
26	14	2894	G
26	14	2895	U
26	14	2896	C

Continued on next page...

Continued from previous page...

Mol	Chain	Res	Type
26	14	2897	U
26	14	2898	U
26	14	2902	C
27	1J	0	A
27	1J	2	C
27	1J	7	G
27	1J	8	U
27	1J	13	A
27	1J	15	A
27	1J	16	G
27	1J	22	U
27	1J	25	A
27	1J	28	C
27	1J	29	A
27	1J	33	G
27	1J	43	C
27	1J	44	G
27	1J	45	A
27	1J	47	C
27	1J	51	G
27	1J	56	G
27	1J	58	A
27	1J	67	G
27	1J	73	A
27	1J	74	U
27	1J	81	G
27	1J	86	G
27	1J	88	C
27	1J	89	G
27	1J	89(A)	A
27	1J	90	C
27	1J	108	C
27	1J	109	G
27	1J	116	G
27	1J	119	A

All (216) RNA pucker outliers are listed below:

Mol	Chain	Res	Type
1	13	2	U
1	13	31	G
1	13	49	U

Continued on next page...

Continued from previous page...

Mol	Chain	Res	Type
1	13	84	U
1	13	85	U
1	13	89	U
1	13	115	G
1	13	173	U
1	13	181	G
1	13	244	U
1	13	266	G
1	13	422	C
1	13	428	G
1	13	429	U
1	13	484	G
1	13	509	A
1	13	535	A
1	13	560	U
1	13	628	G
1	13	687	A
1	13	703	G
1	13	748	C
1	13	793	U
1	13	871	U
1	13	913	A
1	13	992	U
1	13	1025	U
1	13	1064	G
1	13	1065	U
1	13	1183	A
1	13	1285	A
1	13	1336	C
1	13	1363	A
1	13	1452	C
1	13	1498	U
1	13	1533	C
22	1K	1	G
22	1K	23	G
22	1K	29	U
22	1K	73	C
22	1K	74	A
23	2K	48	U
23	2K	61	U
24	3K	7	G
24	3K	8	U

Continued on next page...

Continued from previous page...

Mol	Chain	Res	Type
24	3K	34	U
24	3K	59	A
25	4K	18	G
26	1H	125	G
26	1H	195	A
26	1H	196	A
26	1H	222	A
26	1H	232	G
26	1H	270(M)	U
26	1H	271(B)	G
26	1H	310	A
26	1H	345	A
26	1H	404	C
26	1H	508	G
26	1H	528	A
26	1H	587	C
26	1H	620	G
26	1H	645	C
26	1H	654(Q)	C
26	1H	668	G
26	1H	746	A
26	1H	752	A
26	1H	764	A
26	1H	776	G
26	1H	800	A
26	1H	827	U
26	1H	858	U
26	1H	881	G
26	1H	895	U
26	1H	960	A
26	1H	974	G
26	1H	974(A)	C
26	1H	1022	G
26	1H	1026	U
26	1H	1046	A
26	1H	1057	A
26	1H	1085	A
26	1H	1109	C
26	1H	1128	A
26	1H	1177	A
26	1H	1178	C
26	1H	1210	A

Continued on next page...

Continued from previous page...

Mol	Chain	Res	Type
26	1H	1396	U
26	1H	1416	G
26	1H	1420	U
26	1H	1493	C
26	1H	1508	A
26	1H	1558	A
26	1H	1608	A
26	1H	1609	A
26	1H	1653	G
26	1H	1694	C
26	1H	1757	U
26	1H	1799	G
26	1H	1858	G
26	1H	1899	G
26	1H	1984	G
26	1H	1992	G
26	1H	2060	A
26	1H	2157	G
26	1H	2171	A
26	1H	2172	U
26	1H	2210	G
26	1H	2422	A
26	1H	2439	A
26	1H	2448	A
26	1H	2481	G
26	1H	2566	A
26	1H	2702	U
26	1H	2756	U
27	16	44	G
27	16	108	C
1	1G	2	U
1	1G	64	G
1	1G	80	G
1	1G	87	A
1	1G	89	U
1	1G	115	G
1	1G	197	A
1	1G	209	U
1	1G	250	A
1	1G	266	G
1	1G	345	C
1	1G	412	A

Continued on next page...

Continued from previous page...

Mol	Chain	Res	Type
1	1G	429	U
1	1G	485	G
1	1G	509	A
1	1G	535	A
1	1G	560	U
1	1G	628	G
1	1G	687	A
1	1G	748	C
1	1G	793	U
1	1G	913	A
1	1G	974	A
1	1G	991	U
1	1G	992	U
1	1G	1053	G
1	1G	1126	U
1	1G	1127	G
1	1G	1145	C
1	1G	1157	A
1	1G	1285	A
1	1G	1300	G
1	1G	1305	G
1	1G	1442	G
1	1G	1453	G
1	1G	1498	U
1	1G	1533	C
22	1L	1	G
22	1L	17	U
22	1L	23	G
22	1L	46	G
22	1L	73	C
22	1L	74	A
23	2L	48	U
24	3L	7	G
24	3L	8	U
24	3L	34	U
26	14	34	C
26	14	49	A
26	14	71	A
26	14	101	G
26	14	128	C
26	14	270(M)	U
26	14	278	A

Continued on next page...

Continued from previous page...

Mol	Chain	Res	Type
26	14	310	A
26	14	503	A
26	14	528	A
26	14	627	A
26	14	752	A
26	14	764	A
26	14	774	A
26	14	776	G
26	14	784	A
26	14	827	U
26	14	858	U
26	14	877	U
26	14	888	C
26	14	893	C
26	14	960	A
26	14	971	C
26	14	974	G
26	14	998	C
26	14	1022	G
26	14	1085	A
26	14	1379	A
26	14	1396	U
26	14	1420	U
26	14	1444(A)	A
26	14	1558	A
26	14	1608	A
26	14	1609	A
26	14	1762	A
26	14	1819	A
26	14	1963	U
26	14	1992	G
26	14	2107	C
26	14	2173	A
26	14	2238	G
26	14	2275	C
26	14	2335	A
26	14	2406	U
26	14	2439	A
26	14	2629	A
26	14	2689	U
26	14	2756	U
26	14	2776	A

Continued on next page...

Continued from previous page...

Mol	Chain	Res	Type
26	14	2859	G
26	14	2893	G
27	1J	88	C

5.4 Non-standard residues in protein, DNA, RNA chains [i](#)

22 non-standard protein/DNA/RNA residues are modelled in this entry.

In the following table, the Counts columns list the number of bonds (or angles) for which Mogul statistics could be retrieved, the number of bonds (or angles) that are observed in the model and the number of bonds (or angles) that are defined in the Chemical Component Dictionary. The Link column lists molecule types, if any, to which the group is linked. The Z score for a bond length (or angle) is the number of standard deviations the observed value is removed from the expected value. A bond length (or angle) with $|Z| > 2$ is considered an outlier worth inspection. RMSZ is the root-mean-square of all Z scores of the bond lengths (or angles).

Mol	Type	Chain	Res	Link	Bond lengths			Bond angles		
					Counts	RMSZ	# $ Z > 2$	Counts	RMSZ	# $ Z > 2$
23	OMC	2L	33	23	19,22,23	1.85	3 (15%)	26,31,34	1.06	2 (7%)
22	2MA	1L	38	22	17,25,26	2.30	6 (35%)	17,37,40	1.31	3 (17%)
22	5MU	1K	55	22	19,22,23	3.97	5 (26%)	28,32,35	3.10	8 (28%)
22	4SU	1K	8	22	18,21,22	1.79	5 (27%)	26,30,33	2.70	8 (30%)
23	7MG	2L	47	23	22,26,27	3.02	5 (22%)	29,39,42	2.84	10 (34%)
22	4SU	1L	8	22	18,21,22	1.86	3 (16%)	26,30,33	2.23	6 (23%)
22	PSU	1L	56	22,41	18,21,22	1.13	1 (5%)	22,30,33	1.83	3 (13%)
23	4SU	2K	8	23	18,21,22	1.91	5 (27%)	26,30,33	2.71	8 (30%)
22	2MA	1K	38	22	17,25,26	2.07	5 (29%)	17,37,40	1.23	2 (11%)
22	RSP	1K	33	22	17,21,22	3.97	7 (41%)	22,30,33	0.92	1 (4%)
22	7MG	1L	47	22	22,26,27	3.09	6 (27%)	29,39,42	2.81	10 (34%)
23	5MU	2L	55	23	19,22,23	3.79	5 (26%)	28,32,35	3.33	9 (32%)
22	7MG	1K	47	22	22,26,27	3.08	6 (27%)	29,39,42	2.81	10 (34%)
23	4SU	2L	8	23	18,21,22	1.72	3 (16%)	26,30,33	2.46	4 (15%)
23	7MG	2K	47	23	22,26,27	3.01	7 (31%)	29,39,42	2.75	10 (34%)
22	PSU	1K	56	22	18,21,22	1.26	1 (5%)	22,30,33	1.56	4 (18%)
23	5MU	2K	55	23	19,22,23	3.88	5 (26%)	28,32,35	3.68	8 (28%)
23	PSU	2K	56	23	18,21,22	1.23	2 (11%)	22,30,33	2.04	4 (18%)
22	5MU	1L	55	22	19,22,23	3.82	5 (26%)	28,32,35	3.13	9 (32%)
23	PSU	2L	56	23	18,21,22	1.35	2 (11%)	22,30,33	1.46	2 (9%)

Mol	Type	Chain	Res	Link	Bond lengths			Bond angles		
					Counts	RMSZ	# Z > 2	Counts	RMSZ	# Z > 2
22	RSP	1L	33	22	17,21,22	4.02	7 (41%)	22,30,33	0.97	1 (4%)
23	OMC	2K	33	23	19,22,23	1.73	4 (21%)	26,31,34	0.92	0

In the following table, the Chirals column lists the number of chiral outliers, the number of chiral centers analysed, the number of these observed in the model and the number defined in the Chemical Component Dictionary. Similar counts are reported in the Torsion and Rings columns. '-' means no outliers of that kind were identified.

Mol	Type	Chain	Res	Link	Chirals	Torsions	Rings
23	OMC	2L	33	23	-	0/9/27/28	0/2/2/2
22	2MA	1L	38	22	-	0/3/25/26	0/3/3/3
22	5MU	1K	55	22	-	0/7/25/26	0/2/2/2
22	4SU	1K	8	22	-	2/7/25/26	0/2/2/2
23	7MG	2L	47	23	-	2/7/37/38	0/3/3/3
22	4SU	1L	8	22	-	3/7/25/26	0/2/2/2
22	PSU	1L	56	22,41	-	0/7/25/26	0/2/2/2
23	4SU	2K	8	23	-	0/7/25/26	0/2/2/2
22	2MA	1K	38	22	-	0/3/25/26	0/3/3/3
22	RSP	1K	33	22	-	3/7/25/26	0/2/2/2
22	7MG	1L	47	22	-	2/7/37/38	0/3/3/3
23	5MU	2L	55	23	-	0/7/25/26	0/2/2/2
22	7MG	1K	47	22	-	2/7/37/38	0/3/3/3
23	4SU	2L	8	23	-	0/7/25/26	0/2/2/2
23	7MG	2K	47	23	-	2/7/37/38	0/3/3/3
22	PSU	1K	56	22	-	0/7/25/26	0/2/2/2
23	5MU	2K	55	23	-	0/7/25/26	0/2/2/2
23	PSU	2K	56	23	-	0/7/25/26	0/2/2/2
22	5MU	1L	55	22	-	0/7/25/26	0/2/2/2
23	PSU	2L	56	23	-	0/7/25/26	0/2/2/2
22	RSP	1L	33	22	-	3/7/25/26	0/2/2/2
23	OMC	2K	33	23	-	1/9/27/28	0/2/2/2

All (98) bond length outliers are listed below:

Mol	Chain	Res	Type	Atoms	Z	Observed(Å)	Ideal(Å)
22	1K	55	5MU	C2-N1	12.82	1.59	1.38
23	2K	55	5MU	C2-N1	12.76	1.58	1.38
22	1L	33	RSP	C2-N3	12.50	1.49	1.36
22	1L	55	5MU	C2-N1	12.12	1.57	1.38
23	2L	55	5MU	C2-N1	11.90	1.57	1.38

Continued on next page...

Continued from previous page...

Mol	Chain	Res	Type	Atoms	Z	Observed(Å)	Ideal(Å)
22	1K	33	RSP	C2-N3	11.59	1.48	1.36
22	1K	47	7MG	C5-N7	9.23	1.46	1.35
23	2K	47	7MG	C5-N7	8.84	1.45	1.35
22	1L	47	7MG	C5-N7	8.83	1.45	1.35
23	2L	47	7MG	C5-N7	8.20	1.45	1.35
22	1L	47	7MG	C4-N9	-7.61	1.28	1.37
23	2L	47	7MG	C4-N9	-7.56	1.28	1.37
23	2K	47	7MG	C4-N9	-6.99	1.29	1.37
22	1K	47	7MG	C4-N9	-6.58	1.30	1.37
22	1K	33	RSP	C6-C5	6.35	1.49	1.35
22	1K	47	7MG	C4-N3	6.22	1.49	1.34
22	1L	38	2MA	C2-N3	6.18	1.44	1.31
22	1L	55	5MU	C4-N3	-6.14	1.27	1.38
22	1K	55	5MU	C2-N3	6.14	1.48	1.38
23	2L	55	5MU	C4-N3	-6.14	1.27	1.38
22	1L	33	RSP	C6-C5	6.02	1.49	1.35
23	2L	47	7MG	C4-N3	5.94	1.48	1.34
23	2K	47	7MG	C4-N3	5.80	1.48	1.34
22	1L	55	5MU	C2-N3	5.76	1.48	1.38
23	2K	55	5MU	C4-N3	-5.74	1.28	1.38
22	1L	47	7MG	C4-N3	5.72	1.47	1.34
23	2L	55	5MU	C2-N3	5.72	1.48	1.38
22	1K	33	RSP	C4-N4	5.66	1.47	1.33
23	2K	8	4SU	C5-C4	5.65	1.49	1.42
22	1K	55	5MU	C6-N1	5.63	1.47	1.38
23	2L	55	5MU	C6-N1	5.63	1.47	1.38
22	1K	38	2MA	C2-N3	5.58	1.43	1.31
22	1K	55	5MU	C4-N3	-5.53	1.28	1.38
22	1L	33	RSP	C4-N3	5.51	1.45	1.34
23	2L	8	4SU	C5-C4	5.50	1.49	1.42
22	1K	55	5MU	C4-C5	5.48	1.53	1.44
22	1L	55	5MU	C6-N1	5.45	1.47	1.38
23	2K	55	5MU	C4-C5	5.44	1.53	1.44
23	2K	55	5MU	C2-N3	5.40	1.47	1.38
23	2K	55	5MU	C6-N1	5.27	1.47	1.38
22	1L	8	4SU	C5-C4	5.23	1.49	1.42
22	1L	38	2MA	C4-N3	5.12	1.49	1.37
22	1K	33	RSP	C4-N3	5.09	1.44	1.34
22	1L	55	5MU	C4-C5	5.04	1.53	1.44
23	2L	55	5MU	C4-C5	4.88	1.52	1.44
22	1L	33	RSP	C4-N4	4.86	1.45	1.33
23	2L	33	OMC	C2-N3	4.86	1.46	1.36

Continued on next page...

Continued from previous page...

Mol	Chain	Res	Type	Atoms	Z	Observed(Å)	Ideal(Å)
23	2L	33	OMC	C4-N4	4.53	1.44	1.33
22	1K	56	PSU	C6-C5	4.50	1.40	1.35
23	2L	56	PSU	C6-C5	4.46	1.40	1.35
23	2K	33	OMC	C2-N3	4.43	1.45	1.36
23	2L	47	7MG	C5-C4	-4.41	1.23	1.38
22	1L	8	4SU	C2-N1	4.28	1.45	1.38
22	1K	8	4SU	C5-C4	4.25	1.48	1.42
22	1L	47	7MG	C5-C4	-4.17	1.24	1.38
23	2K	33	OMC	C4-N4	4.15	1.43	1.33
22	1K	47	7MG	C5-C4	-4.08	1.24	1.38
23	2K	56	PSU	C6-C5	3.97	1.40	1.35
22	1K	38	2MA	C4-N3	3.97	1.47	1.37
23	2K	8	4SU	C2-N1	3.96	1.44	1.38
22	1L	56	PSU	C6-C5	3.94	1.39	1.35
23	2K	47	7MG	C5-C4	-3.89	1.25	1.38
22	1K	8	4SU	C2-N1	3.88	1.44	1.38
23	2L	33	OMC	C5-C4	3.48	1.50	1.42
23	2K	33	OMC	C5-C4	3.42	1.50	1.42
22	1L	33	RSP	C6-N1	3.40	1.46	1.38
22	1K	33	RSP	C6-N1	3.38	1.46	1.38
23	2L	47	7MG	C2-N2	3.24	1.41	1.34
22	1K	33	RSP	C2-S2	-3.18	1.59	1.67
23	2L	8	4SU	C2-N1	3.05	1.43	1.38
22	1L	8	4SU	C6-N1	3.04	1.45	1.38
22	1K	47	7MG	C2-N2	3.04	1.41	1.34
22	1K	33	RSP	C5-C4	2.99	1.49	1.42
22	1L	47	7MG	C2-N2	2.98	1.41	1.34
22	1L	33	RSP	C2-S2	-2.81	1.60	1.67
22	1K	38	2MA	C5-C4	-2.76	1.36	1.43
22	1L	38	2MA	C2-N1	2.74	1.45	1.36
23	2L	8	4SU	C6-N1	2.70	1.44	1.38
22	1K	8	4SU	C6-N1	2.69	1.44	1.38
23	2K	47	7MG	C2-N2	2.68	1.40	1.34
22	1K	8	4SU	C4-N3	2.65	1.40	1.37
22	1K	8	4SU	C2-N3	2.53	1.42	1.38
23	2K	8	4SU	C6-N1	2.52	1.44	1.38
22	1K	38	2MA	C2-N1	2.46	1.44	1.36
23	2K	8	4SU	C2-N3	2.42	1.42	1.38
22	1L	38	2MA	C6-N1	2.39	1.43	1.38
22	1L	47	7MG	C6-N1	-2.35	1.34	1.38
22	1L	38	2MA	C5-C4	-2.34	1.37	1.43
22	1K	47	7MG	C6-N1	-2.31	1.34	1.38

Continued on next page...

Continued from previous page...

Mol	Chain	Res	Type	Atoms	Z	Observed(Å)	Ideal(Å)
22	1L	33	RSP	C5-C4	2.31	1.48	1.42
23	2K	47	7MG	C6-N1	-2.28	1.34	1.38
22	1L	38	2MA	CM2-C2	2.25	1.55	1.49
22	1K	38	2MA	CM2-C2	2.25	1.55	1.49
23	2K	47	7MG	C8-N9	2.23	1.47	1.46
23	2L	56	PSU	C2-N1	2.21	1.39	1.36
23	2K	8	4SU	C4-N3	2.07	1.39	1.37
23	2K	33	OMC	C6-N1	2.01	1.42	1.38
23	2K	56	PSU	C4-C5	-2.00	1.38	1.44

All (122) bond angle outliers are listed below:

Mol	Chain	Res	Type	Atoms	Z	Observed(°)	Ideal(°)
23	2K	55	5MU	C5-C4-N3	12.77	126.21	115.31
23	2L	55	5MU	C5-C4-N3	10.91	124.63	115.31
22	1K	55	5MU	C5-C4-N3	9.76	123.64	115.31
22	1L	55	5MU	C5-C4-N3	9.67	123.57	115.31
23	2K	8	4SU	C4-N3-C2	-8.50	119.08	127.34
23	2L	8	4SU	C4-N3-C2	-8.33	119.24	127.34
23	2K	55	5MU	C5-C6-N1	-7.39	115.74	123.34
23	2K	55	5MU	C4-N3-C2	-7.33	117.86	127.35
22	1K	8	4SU	C4-N3-C2	-7.26	120.28	127.34
23	2L	47	7MG	C4-C5-N7	7.14	115.44	105.53
23	2L	8	4SU	C5-C4-N3	7.01	121.19	114.69
22	1L	47	7MG	C4-C5-N7	6.97	115.20	105.53
23	2K	47	7MG	C4-C5-N7	6.90	115.11	105.53
22	1K	47	7MG	C4-C5-N7	6.89	115.09	105.53
23	2L	55	5MU	C4-N3-C2	-6.77	118.59	127.35
22	1K	8	4SU	C5-C4-S4	-6.64	115.92	124.47
23	2K	47	7MG	CM7-N7-C5	6.56	143.33	126.40
22	1L	8	4SU	C4-N3-C2	-6.50	121.02	127.34
23	2L	55	5MU	C5-C6-N1	-6.36	116.80	123.34
22	1L	55	5MU	C6-C5-C4	6.18	123.20	118.03
22	1L	55	5MU	C5-C6-N1	-6.15	117.01	123.34
22	1L	55	5MU	C4-N3-C2	-6.15	119.39	127.35
22	1K	47	7MG	CM7-N7-C5	6.13	142.22	126.40
22	1K	8	4SU	C5-C4-N3	6.08	120.32	114.69
22	1K	55	5MU	C4-N3-C2	-5.98	119.61	127.35
23	2L	47	7MG	CM7-N7-C5	5.92	141.69	126.40
22	1L	8	4SU	C5-C4-N3	5.85	120.11	114.69
22	1L	47	7MG	CM7-N7-C5	5.85	141.49	126.40
23	2K	55	5MU	O4-C4-C5	-5.84	118.13	124.90

Continued on next page...

Continued from previous page...

Mol	Chain	Res	Type	Atoms	Z	Observed(°)	Ideal(°)
23	2K	8	4SU	C5-C4-S4	-5.73	117.08	124.47
22	1K	55	5MU	C5-C6-N1	-5.70	117.48	123.34
22	1L	47	7MG	C5-C4-N9	5.65	113.68	106.35
22	1K	55	5MU	C6-C5-C4	5.63	122.74	118.03
23	2L	55	5MU	C6-C5-C4	5.59	122.70	118.03
23	2K	8	4SU	C5-C4-N3	5.45	119.75	114.69
23	2L	55	5MU	O4-C4-C5	-5.31	118.75	124.90
23	2L	47	7MG	C5-C4-N9	5.20	113.10	106.35
23	2K	47	7MG	C5-C4-N9	5.20	113.09	106.35
23	2K	56	PSU	N1-C2-N3	5.15	120.97	115.13
23	2K	47	7MG	C6-C5-N7	-5.07	123.94	131.91
23	2L	47	7MG	C6-C5-N7	-5.06	123.95	131.91
22	1K	47	7MG	C5-C6-N1	5.01	119.81	110.99
22	1K	55	5MU	O4-C4-C5	-5.00	119.11	124.90
23	2K	55	5MU	C5M-C5-C6	-4.99	116.18	122.85
22	1L	47	7MG	C5-C6-N1	4.92	119.67	110.99
23	2K	55	5MU	C6-C5-C4	4.92	122.15	118.03
22	1K	47	7MG	C5-C4-N9	4.85	112.65	106.35
22	1L	47	7MG	C6-C5-N7	-4.84	124.30	131.91
23	2L	47	7MG	C5-C6-N1	4.76	119.38	110.99
22	1K	47	7MG	C6-C5-N7	-4.70	124.52	131.91
22	1L	56	PSU	C4-N3-C2	-4.61	119.70	126.34
22	1L	56	PSU	N1-C2-N3	4.51	120.24	115.13
23	2K	56	PSU	C4-N3-C2	-4.49	119.88	126.34
22	1L	55	5MU	O4-C4-C5	-4.37	119.84	124.90
22	1K	47	7MG	C5-C4-N3	-4.35	119.83	128.13
23	2K	47	7MG	C5-C6-N1	4.26	118.49	110.99
22	1K	55	5MU	C5M-C5-C6	-4.21	117.22	122.85
23	2K	8	4SU	N3-C2-N1	4.17	120.42	114.89
23	2L	47	7MG	C2-N3-C4	4.16	119.72	112.30
22	1L	55	5MU	C5M-C5-C6	-4.16	117.29	122.85
22	1L	47	7MG	C5-C4-N3	-4.16	120.20	128.13
22	1K	47	7MG	C2-N3-C4	4.12	119.64	112.30
23	2K	47	7MG	C5-C4-N3	-4.09	120.33	128.13
23	2L	47	7MG	C5-C4-N3	-4.07	120.38	128.13
23	2L	56	PSU	C4-N3-C2	-4.06	120.49	126.34
22	1K	56	PSU	N1-C2-N3	3.91	119.56	115.13
22	1L	47	7MG	C2-N3-C4	3.88	119.22	112.30
23	2K	56	PSU	C6-N1-C2	-3.83	118.76	122.68
23	2L	55	5MU	C5M-C5-C6	-3.81	117.76	122.85
22	1L	8	4SU	C1'-N1-C2	3.76	124.38	117.57
23	2L	8	4SU	N3-C2-N1	3.68	119.78	114.89

Continued on next page...

Continued from previous page...

Mol	Chain	Res	Type	Atoms	Z	Observed(°)	Ideal(°)
22	1L	38	2MA	C5-C6-N1	3.66	120.33	114.02
22	1K	8	4SU	S4-C4-N3	3.60	123.76	120.21
22	1K	8	4SU	N3-C2-N1	3.56	119.62	114.89
22	1L	8	4SU	N3-C2-N1	3.51	119.55	114.89
23	2K	47	7MG	C2-N3-C4	3.49	118.52	112.30
23	2L	8	4SU	C5-C4-S4	-3.38	120.11	124.47
22	1K	38	2MA	C5-C6-N1	3.32	119.75	114.02
22	1K	56	PSU	C4-N3-C2	-3.31	121.57	126.34
23	2L	56	PSU	N1-C2-N3	3.18	118.74	115.13
22	1K	47	7MG	N9-C8-N7	-3.16	98.86	103.38
22	1L	47	7MG	C2-N1-C6	-3.14	119.37	125.10
23	2L	47	7MG	O6-C6-C5	-3.13	119.86	127.54
23	2K	8	4SU	C1'-N1-C2	3.10	123.19	117.57
22	1K	56	PSU	C6-N1-C2	-3.10	119.52	122.68
22	1K	8	4SU	C1'-N1-C2	3.09	123.17	117.57
23	2L	47	7MG	N9-C8-N7	-3.04	99.03	103.38
23	2K	8	4SU	S4-C4-N3	3.00	123.17	120.21
23	2K	56	PSU	O2-C2-N1	-2.99	119.50	122.79
22	1L	55	5MU	C6-N1-C2	-2.97	118.29	121.30
22	1L	8	4SU	C5-C4-S4	-2.90	120.73	124.47
22	1L	47	7MG	O6-C6-C5	-2.89	120.44	127.54
23	2L	55	5MU	N3-C2-N1	2.85	118.67	114.89
22	1K	55	5MU	C6-N1-C2	-2.82	118.44	121.30
22	1L	56	PSU	O2-C2-N1	-2.79	119.72	122.79
22	1L	55	5MU	N3-C2-N1	2.74	118.53	114.89
22	1L	47	7MG	N9-C8-N7	-2.74	99.46	103.38
22	1K	47	7MG	O6-C6-C5	-2.74	120.83	127.54
22	1K	47	7MG	C2-N1-C6	-2.72	120.15	125.10
23	2L	55	5MU	O2-C2-N1	-2.70	119.20	122.79
23	2L	47	7MG	C2-N1-C6	-2.68	120.21	125.10
23	2K	8	4SU	O2-C2-N1	-2.67	119.23	122.79
22	1K	38	2MA	C8-N7-C5	2.67	108.08	102.99
23	2L	55	5MU	C6-N1-C2	-2.66	118.60	121.30
22	1L	33	RSP	C1'-N1-C2	2.64	124.29	118.44
23	2K	55	5MU	C5M-C5-C4	2.64	121.67	118.77
23	2K	47	7MG	C2-N1-C6	-2.64	120.29	125.10
22	1K	56	PSU	O2-C2-N1	-2.59	119.94	122.79
22	1K	8	4SU	C6-N1-C2	-2.53	117.76	120.99
23	2K	47	7MG	O6-C6-C5	-2.45	121.54	127.54
22	1K	55	5MU	N3-C2-N1	2.41	118.09	114.89
23	2K	47	7MG	N9-C8-N7	-2.40	99.94	103.38
22	1L	8	4SU	O2-C2-N3	-2.37	117.08	121.50

Continued on next page...

Continued from previous page...

Mol	Chain	Res	Type	Atoms	Z	Observed(°)	Ideal(°)
22	1L	38	2MA	C8-N7-C5	2.34	107.44	102.99
23	2K	55	5MU	O4-C4-N3	-2.33	115.65	120.12
22	1L	55	5MU	O2-C2-N1	-2.32	119.70	122.79
23	2L	33	OMC	N4-C4-N3	2.30	122.01	117.97
23	2L	33	OMC	C1'-N1-C2	2.19	123.32	118.42
22	1L	38	2MA	N1-C2-N3	-2.16	119.47	123.06
22	1K	33	RSP	S2-C2-N3	-2.15	117.77	121.49
22	1K	8	4SU	C6-C5-C4	-2.04	118.19	119.95
23	2K	8	4SU	C1'-N1-C6	-2.00	116.48	120.84

There are no chirality outliers.

All (20) torsion outliers are listed below:

Mol	Chain	Res	Type	Atoms
22	1K	33	RSP	C3'-C4'-C5'-O5'
23	2K	33	OMC	C1'-C2'-O2'-CM2
23	2K	47	7MG	C2'-C1'-N9-C8
22	1L	33	RSP	C3'-C4'-C5'-O5'
22	1K	8	4SU	O4'-C4'-C5'-O5'
22	1K	33	RSP	O4'-C4'-C5'-O5'
22	1K	8	4SU	C3'-C4'-C5'-O5'
22	1L	33	RSP	O4'-C4'-C5'-O5'
22	1L	8	4SU	C2'-C1'-N1-C6
22	1L	8	4SU	C2'-C1'-N1-C2
23	2L	47	7MG	C4'-C5'-O5'-P
22	1K	47	7MG	C2'-C1'-N9-C8
22	1L	47	7MG	C2'-C1'-N9-C8
23	2L	47	7MG	C3'-C4'-C5'-O5'
22	1L	8	4SU	O4'-C4'-C5'-O5'
22	1K	33	RSP	C2'-C1'-N1-C2
22	1K	47	7MG	O4'-C1'-N9-C8
22	1L	33	RSP	C2'-C1'-N1-C2
22	1L	47	7MG	O4'-C1'-N9-C8
23	2K	47	7MG	C2'-C1'-N9-C4

There are no ring outliers.

17 monomers are involved in 34 short contacts:

Mol	Chain	Res	Type	Clashes	Symm-Clashes
23	2L	33	OMC	1	0
22	1K	8	4SU	4	0

Continued on next page...

Continued from previous page...

Mol	Chain	Res	Type	Clashes	Symm-Clashes
23	2L	47	7MG	4	0
22	1L	8	4SU	1	0
22	1L	56	PSU	1	0
23	2K	8	4SU	1	0
22	1K	38	2MA	2	0
22	1K	33	RSP	3	0
23	2L	55	5MU	2	0
22	1K	47	7MG	3	0
23	2L	8	4SU	1	0
23	2K	47	7MG	1	0
22	1K	56	PSU	1	0
23	2K	55	5MU	3	0
22	1L	55	5MU	1	0
22	1L	33	RSP	4	0
23	2K	33	OMC	1	0

5.5 Carbohydrates [i](#)

There are no monosaccharides in this entry.

5.6 Ligand geometry [i](#)

Of 1768 ligands modelled in this entry, 1766 are monoatomic - leaving 2 for Mogul analysis.

In the following table, the Counts columns list the number of bonds (or angles) for which Mogul statistics could be retrieved, the number of bonds (or angles) that are observed in the model and the number of bonds (or angles) that are defined in the Chemical Component Dictionary. The Link column lists molecule types, if any, to which the group is linked. The Z score for a bond length (or angle) is the number of standard deviations the observed value is removed from the expected value. A bond length (or angle) with $|Z| > 2$ is considered an outlier worth inspection. RMSZ is the root-mean-square of all Z scores of the bond lengths (or angles).

Mol	Type	Chain	Res	Link	Bond lengths			Bond angles		
					Counts	RMSZ	$\# Z > 2$	Counts	RMSZ	$\# Z > 2$
61	SF4	3E	303	4	0,12,12	-	-	-		
61	SF4	32	303	4	0,12,12	-	-	-		

In the following table, the Chirals column lists the number of chiral outliers, the number of chiral centers analysed, the number of these observed in the model and the number defined in the Chemical Component Dictionary. Similar counts are reported in the Torsion and Rings columns. '-' means no outliers of that kind were identified.

Mol	Type	Chain	Res	Link	Chirals	Torsions	Rings
61	SF4	3E	303	4	-	-	0/6/5/5
61	SF4	32	303	4	-	-	0/6/5/5

There are no bond length outliers.

There are no bond angle outliers.

There are no chirality outliers.

There are no torsion outliers.

There are no ring outliers.

2 monomers are involved in 4 short contacts:

Mol	Chain	Res	Type	Clashes	Symm-Clashes
61	3E	303	SF4	2	0
61	32	303	SF4	2	0

5.7 Other polymers [i](#)

There are no such residues in this entry.

5.8 Polymer linkage issues [i](#)

The following chains have linkage breaks:

Mol	Chain	Number of breaks
24	3L	1
24	3K	1
32	41	1
29	11	1

All chain breaks are listed below:

Model	Chain	Residue-1	Atom-1	Residue-2	Atom-2	Distance (Å)
1	3L	49:C	O3'	50:G	P	6.50
1	3K	49:C	O3'	50:G	P	5.32
1	41	140:ILE	C	141:PHE	N	1.19
1	11	239:ARG	C	240:ALA	N	1.09

6 Fit of model and data

6.1 Protein, DNA and RNA chains

Unable to reproduce the depositors R factor - this section is therefore empty.

6.2 Non-standard residues in protein, DNA, RNA chains

Unable to reproduce the depositors R factor - this section is therefore empty.

6.3 Carbohydrates

Unable to reproduce the depositors R factor - this section is therefore empty.

6.4 Ligands

Unable to reproduce the depositors R factor - this section is therefore empty.

6.5 Other polymers

Unable to reproduce the depositors R factor - this section is therefore empty.