



## Full wwPDB EM Validation Report ⓘ

Sep 25, 2024 – 02:43 am BST

PDB ID : 9GK2  
EMDB ID : EMD-51414  
Title : Surface-layer (S-layer) PS2 protein from *Corynebacterium glutamicum*  
Authors : Sogues, A.; Remaut, H.; Sleutel, M.  
Deposited on : 2024-08-23  
Resolution : 2.50 Å (reported)

This is a Full wwPDB EM Validation Report for a publicly released PDB entry.

We welcome your comments at [validation@mail.wwpdb.org](mailto:validation@mail.wwpdb.org)

A user guide is available at

<https://www.wwpdb.org/validation/2017/EMValidationReportHelp>

with specific help available everywhere you see the ⓘ symbol.

The types of validation reports are described at

<http://www.wwpdb.org/validation/2017/FAQs#types>.

---

The following versions of software and data (see [references ⓘ](#)) were used in the production of this report:

EMDB validation analysis : 0.0.1.dev112  
MolProbity : 4.02b-467  
Percentile statistics : 20231227.v01 (using entries in the PDB archive December 27th 2023)  
MapQ : 1.9.13  
Ideal geometry (proteins) : Engh & Huber (2001)  
Ideal geometry (DNA, RNA) : Parkinson et al. (1996)  
Validation Pipeline (wwPDB-VP) : 2.38.2

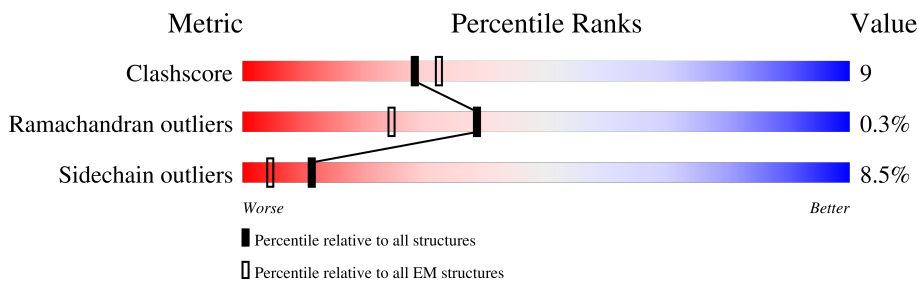
# 1 Overall quality at a glance

The following experimental techniques were used to determine the structure:

*ELECTRON MICROSCOPY*

The reported resolution of this entry is 2.50 Å.

Percentile scores (ranging between 0-100) for global validation metrics of the entry are shown in the following graphic. The table shows the number of entries on which the scores are based.



Metric	Whole archive (#Entries)	EM structures (#Entries)
Clashscore	210492	15764
Ramachandran outliers	207382	16835
Sidechain outliers	206894	16415

The table below summarises the geometric issues observed across the polymeric chains and their fit to the map. The red, orange, yellow and green segments of the bar indicate the fraction of residues that contain outliers for  $\geq 3$ , 2, 1 and 0 types of geometric quality criteria respectively. A grey segment represents the fraction of residues that are not modelled. The numeric value for each fraction is indicated below the corresponding segment, with a dot representing fractions  $\leq 5\%$ . The upper red bar (where present) indicates the fraction of residues that have poor fit to the EM map (all-atom inclusion  $< 40\%$ ). The numeric value is given above the bar.

Mol	Chain	Length	Quality of chain
1	G	432	
1	H	432	
1	I	432	
1	J	432	
1	K	432	
1	L	432	
1	M	432	
1	N	432	

Continued on next page...

*Continued from previous page...*

Mol	Chain	Length	Quality of chain
1	O	432	<p>6% 76% 21%</p>
1	P	432	<p>14% 76% 22%</p>
1	Q	432	<p>6% 76% 22%</p>
1	R	432	<p>13% 75% 22%</p>
1	S	432	<p>14% 76% 21%</p>
1	T	432	<p>6% 77% 21%</p>
1	U	432	<p>6% 76% 21%</p>
1	V	432	<p>13% 76% 21%</p>
1	W	432	<p>6% 76% 22%</p>
1	X	432	<p>13% 75% 22%</p>

## 2 Entry composition [i](#)

There is only 1 type of molecule in this entry. The entry contains 60516 atoms, of which 0 are hydrogens and 0 are deuteriums.

In the tables below, the AltConf column contains the number of residues with at least one atom in alternate conformation and the Trace column contains the number of residues modelled with at most 2 atoms.

- Molecule 1 is a protein called PS2.

Mol	Chain	Residues	Atoms				AltConf	Trace
			Total	C	N	O		
1	G	432	3362	2092	570	700	0	0
1	H	432	3362	2092	570	700	0	0
1	I	432	3362	2092	570	700	0	0
1	J	432	3362	2092	570	700	0	0
1	K	432	3362	2092	570	700	0	0
1	L	432	3362	2092	570	700	0	0
1	M	432	3362	2092	570	700	0	0
1	N	432	3362	2092	570	700	0	0
1	O	432	3362	2092	570	700	0	0
1	P	432	3362	2092	570	700	0	0
1	Q	432	3362	2092	570	700	0	0
1	R	432	3362	2092	570	700	0	0
1	S	432	3362	2092	570	700	0	0
1	T	432	3362	2092	570	700	0	0
1	U	432	3362	2092	570	700	0	0
1	V	432	3362	2092	570	700	0	0
1	W	432	3362	2092	570	700	0	0

*Continued on next page...*

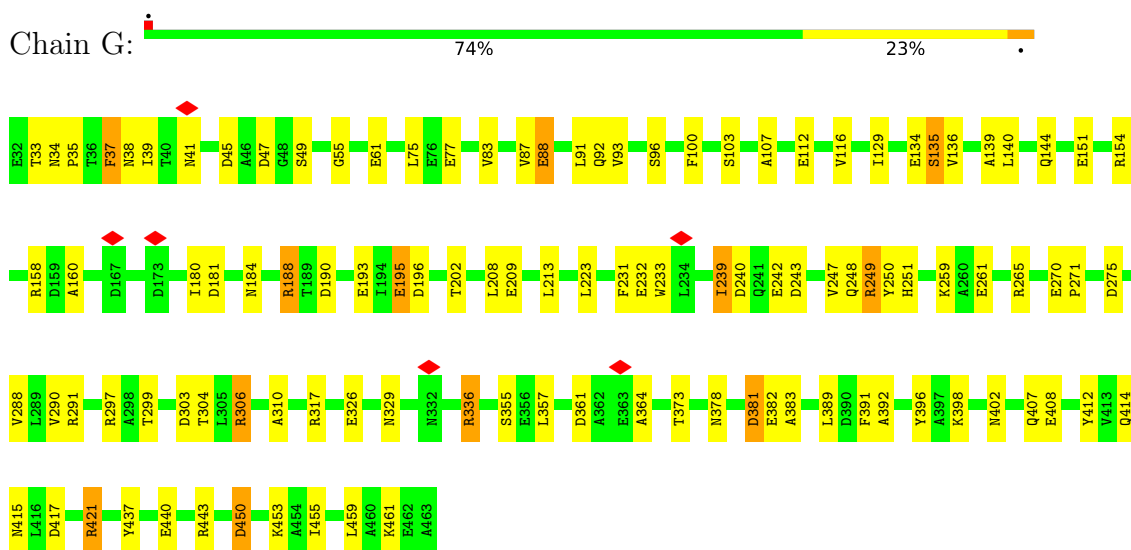
*Continued from previous page...*

Mol	Chain	Residues	Atoms			AltConf	Trace	
			Total	C	N			O
1	X	432	3362	2092	570	700	0	0

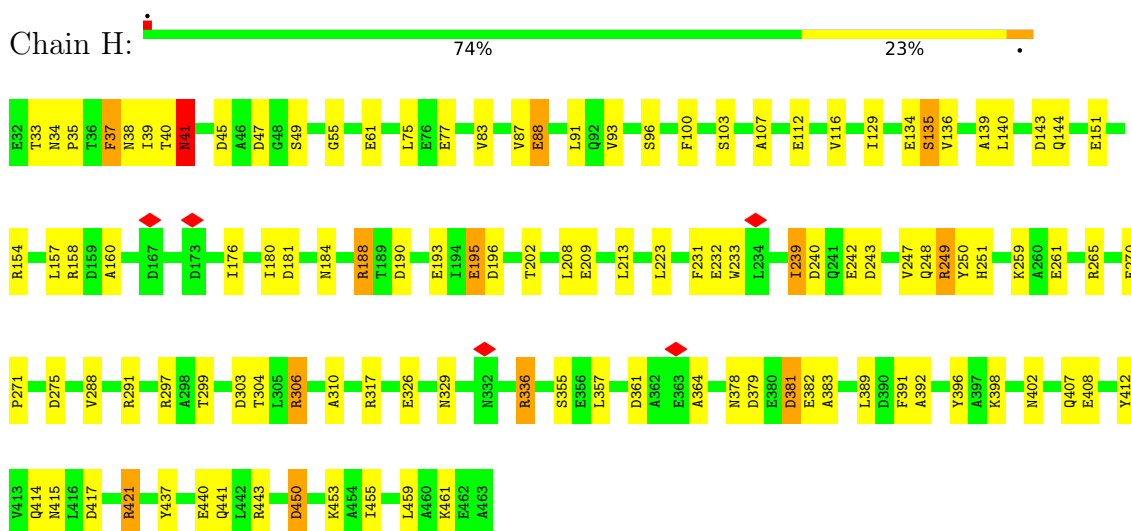
### 3 Residue-property plots [i](#)

These plots are drawn for all protein, RNA, DNA and oligosaccharide chains in the entry. The first graphic for a chain summarises the proportions of the various outlier classes displayed in the second graphic. The second graphic shows the sequence view annotated by issues in geometry and atom inclusion in map density. Residues are color-coded according to the number of geometric quality criteria for which they contain at least one outlier: green = 0, yellow = 1, orange = 2 and red = 3 or more. A red diamond above a residue indicates a poor fit to the EM map for this residue (all-atom inclusion < 40%). Stretches of 2 or more consecutive residues without any outlier are shown as a green connector. Residues present in the sample, but not in the model, are shown in grey.

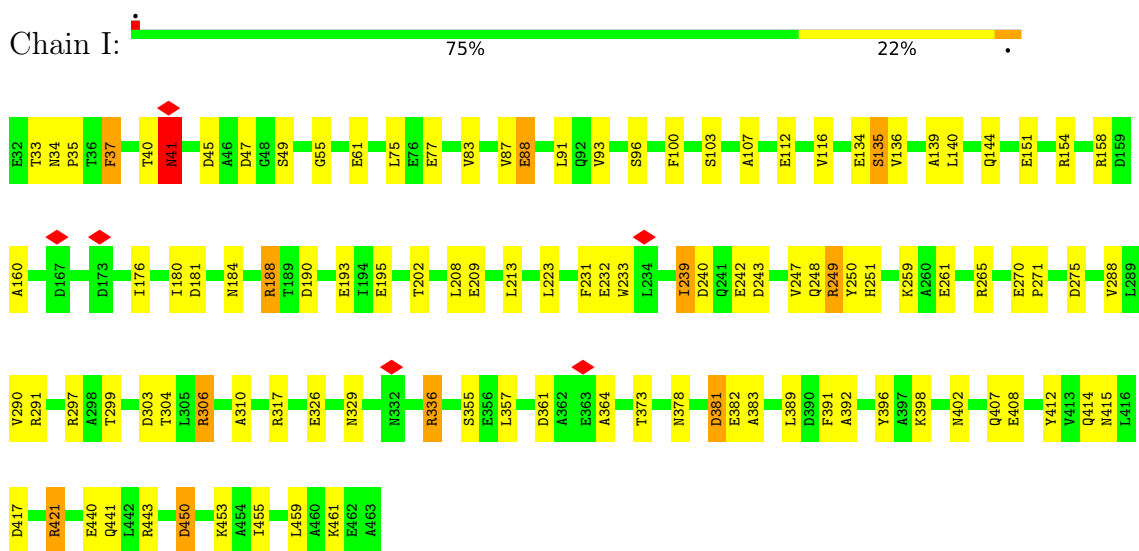
- Molecule 1: PS2



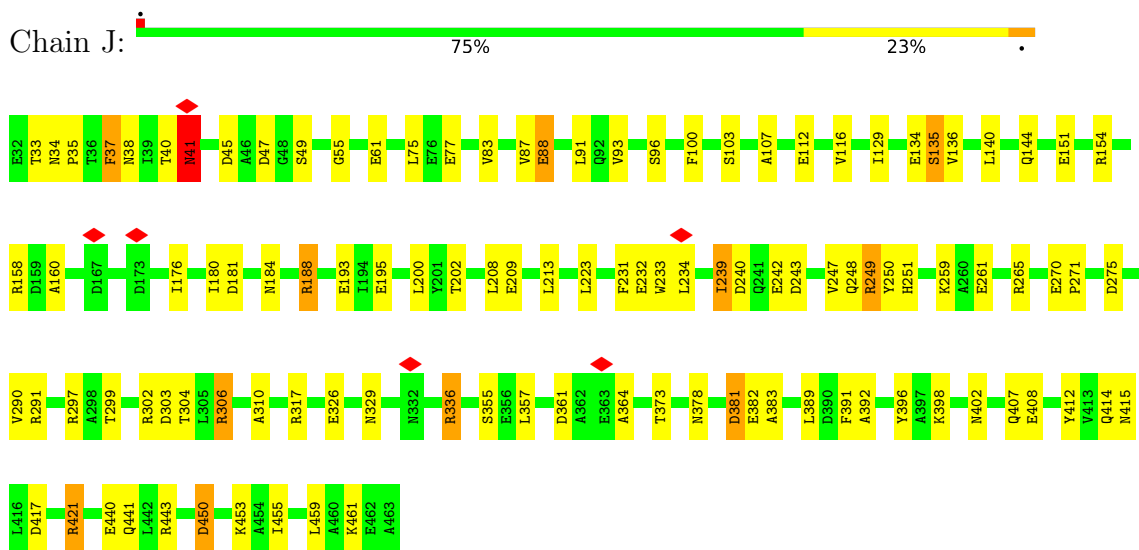
- Molecule 1: PS2



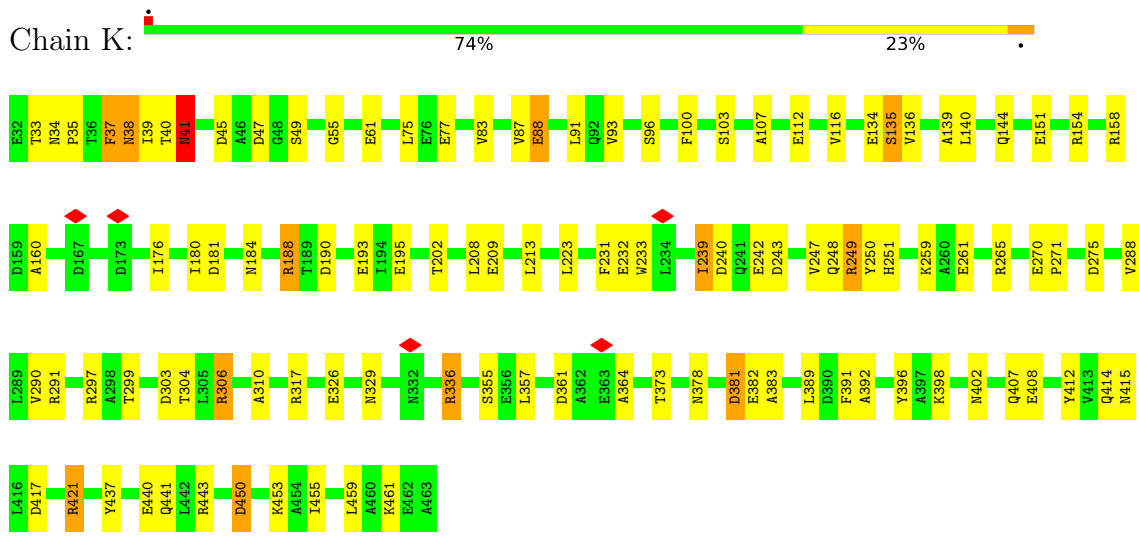
- Molecule 1: PS2



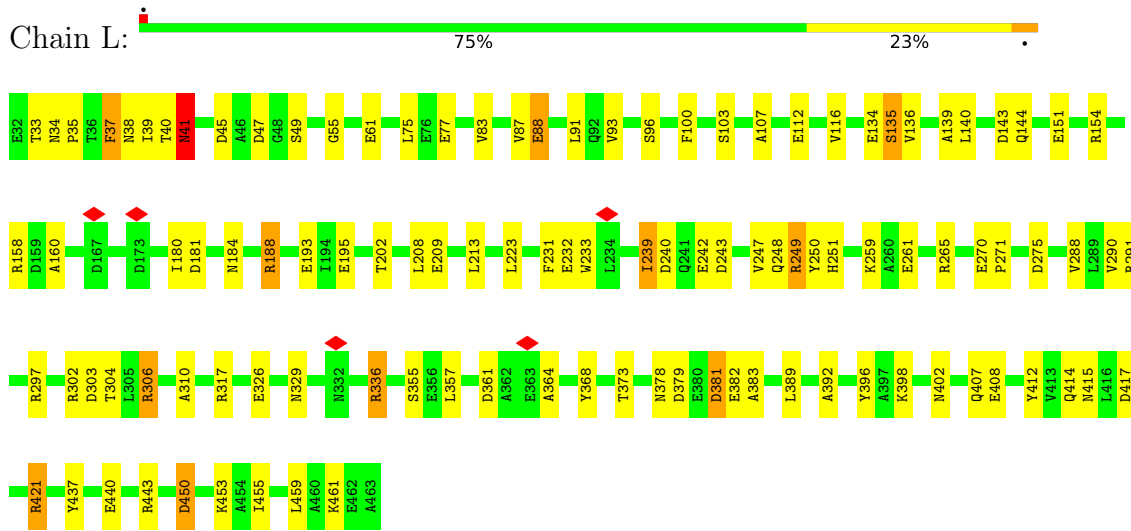
• Molecule 1: PS2



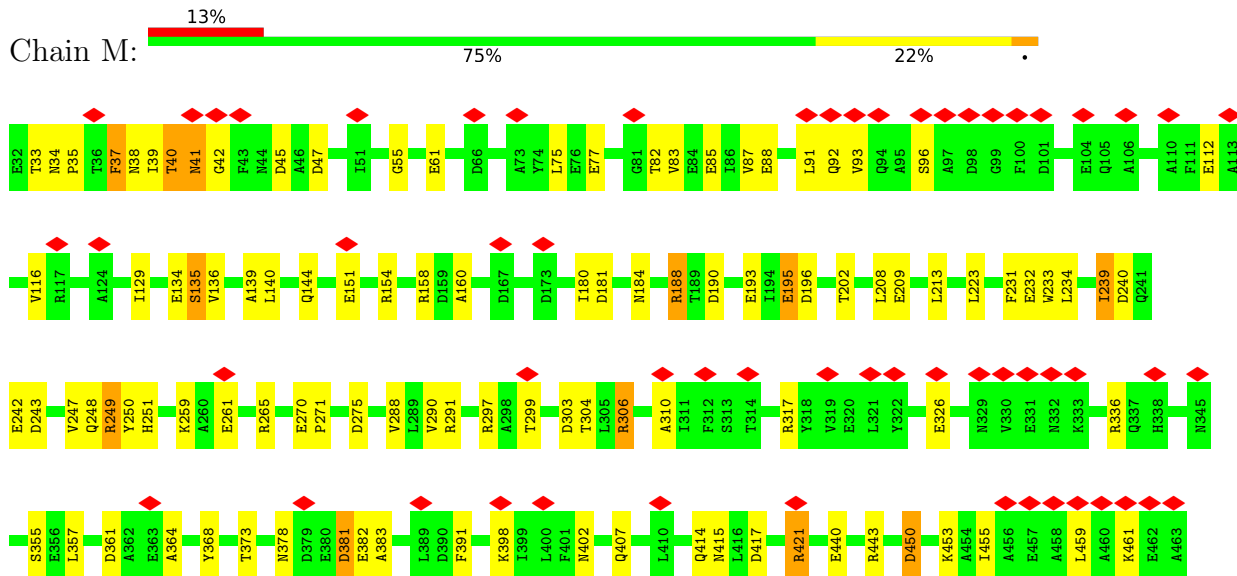
• Molecule 1: PS2



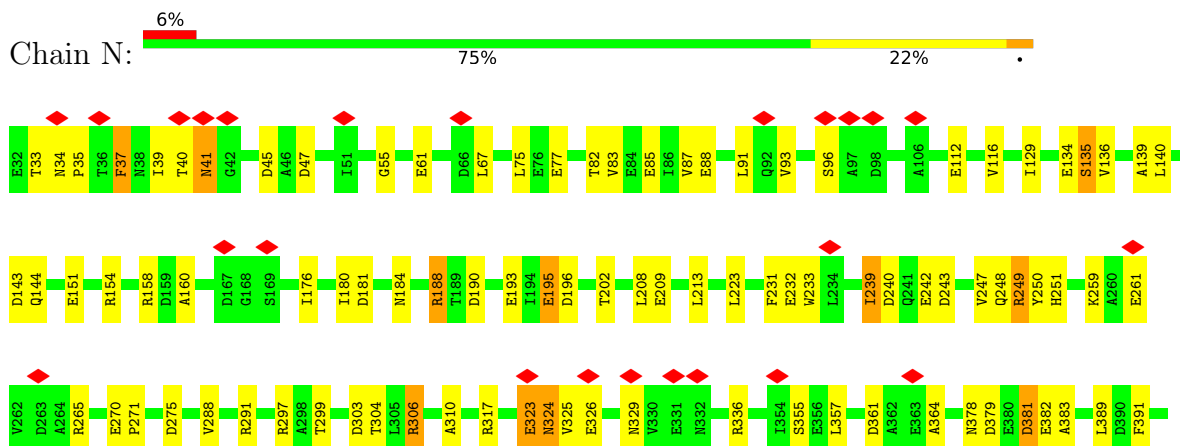
• Molecule 1: PS2



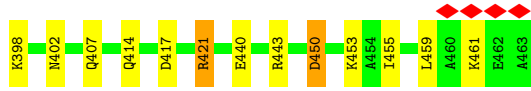
• Molecule 1: PS2



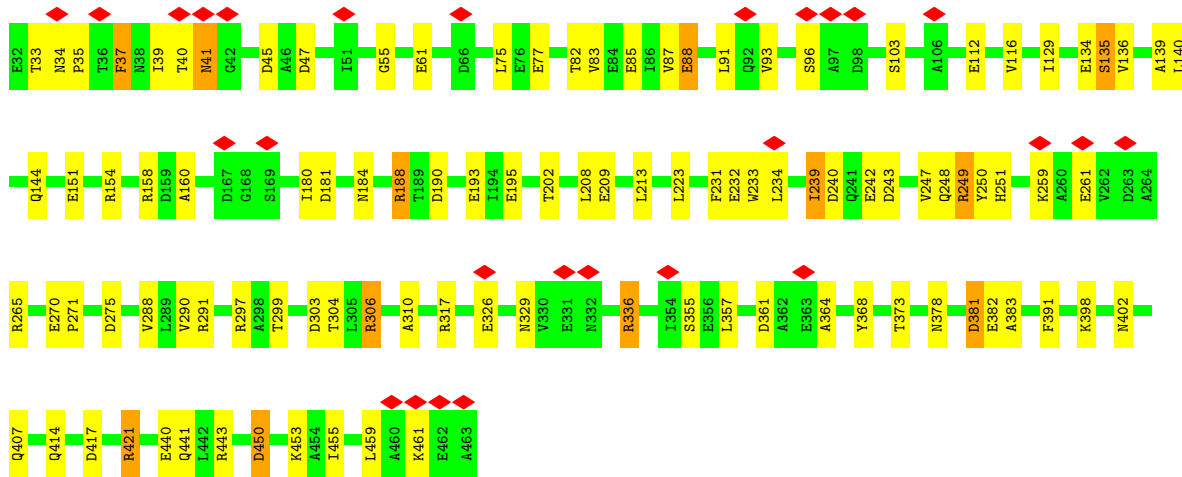
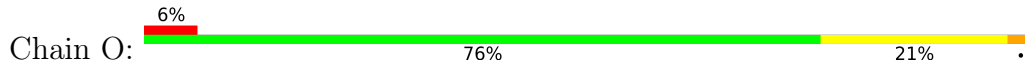
• Molecule 1: PS2



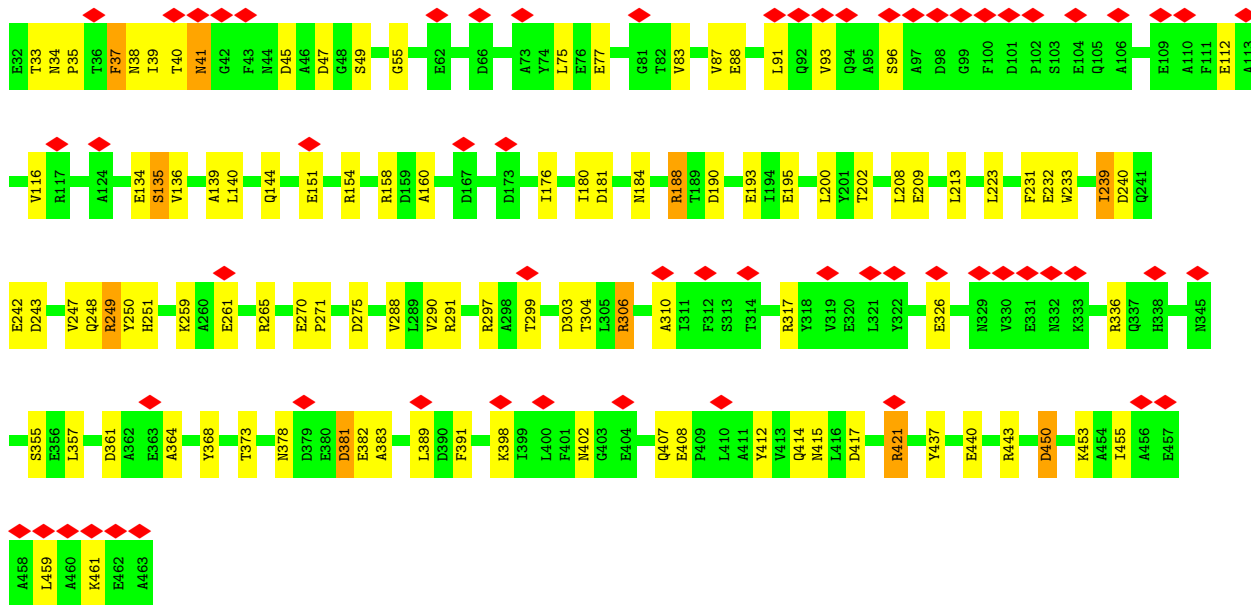
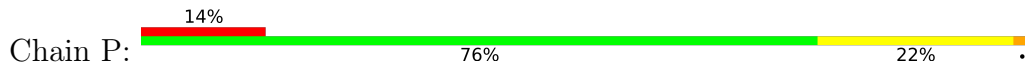




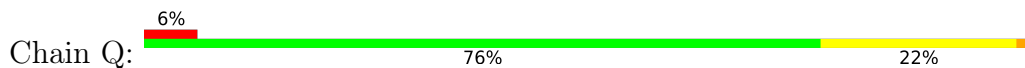
• Molecule 1: PS2

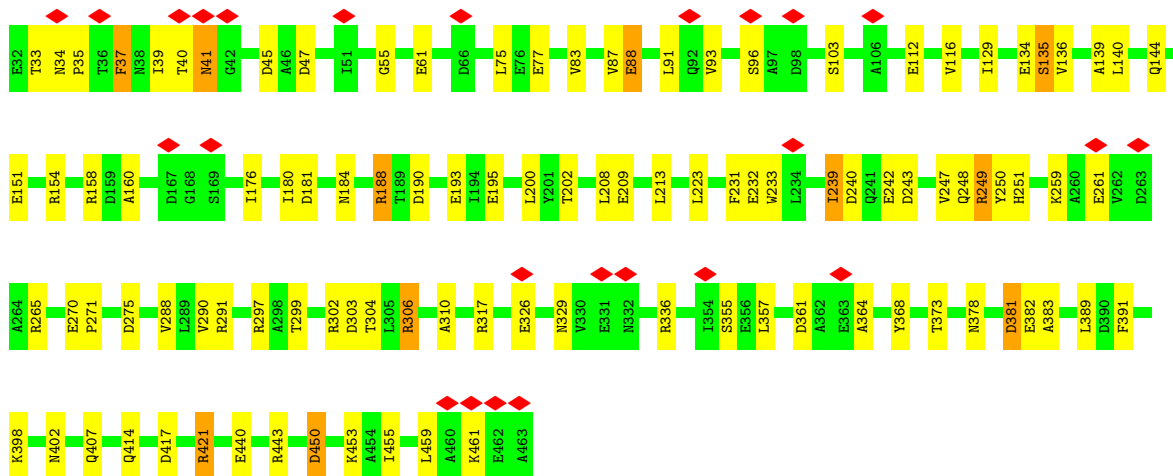


• Molecule 1: PS2

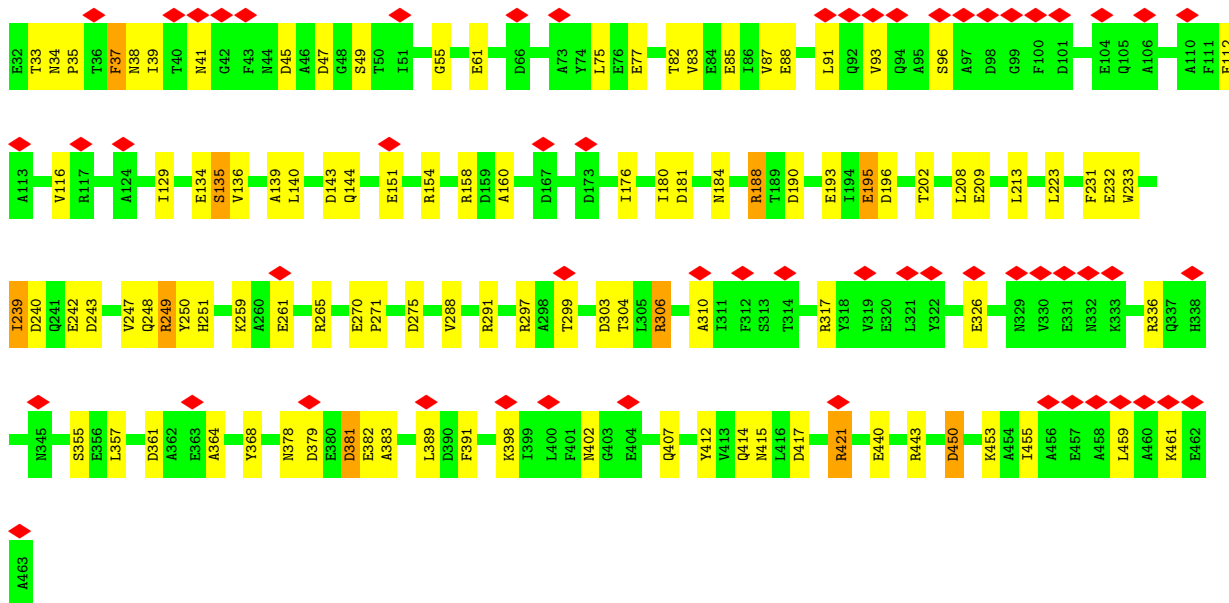
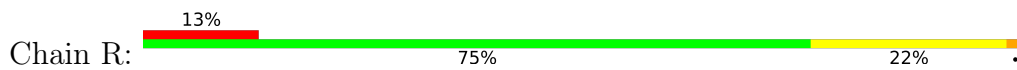


• Molecule 1: PS2

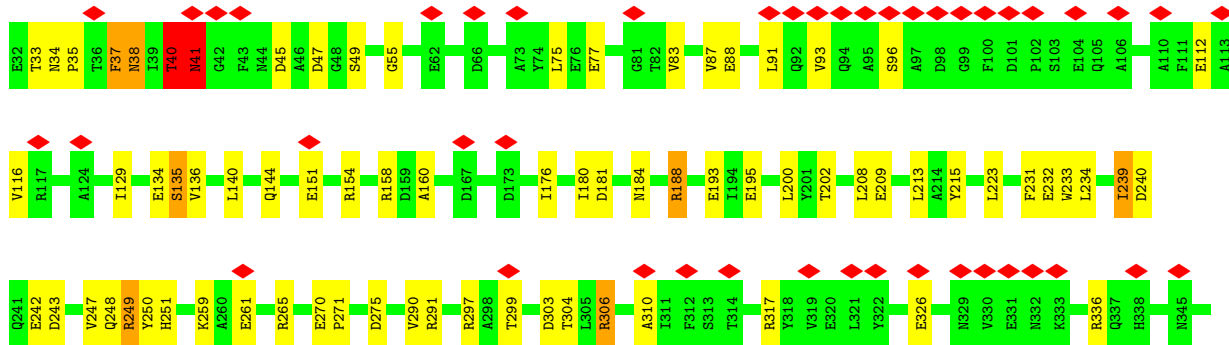
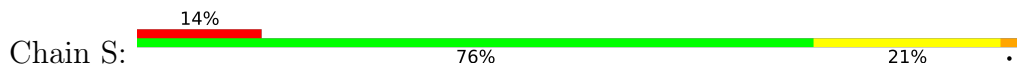


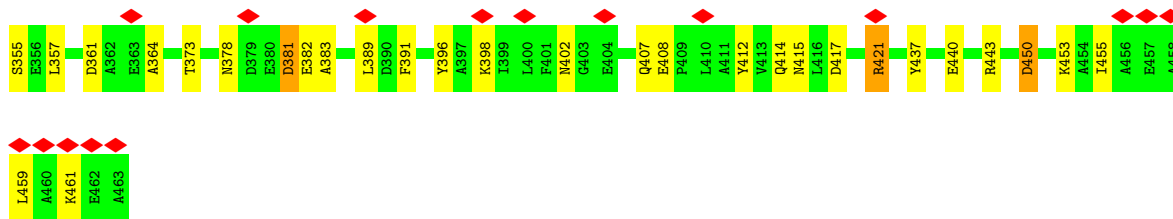


• Molecule 1: PS2

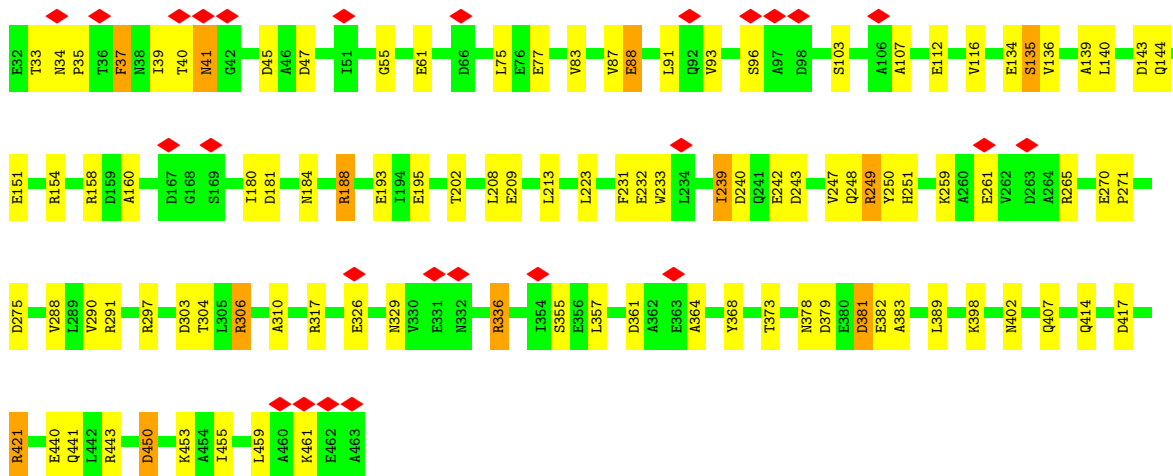
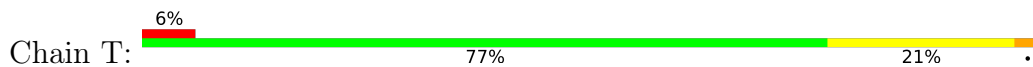


• Molecule 1: PS2

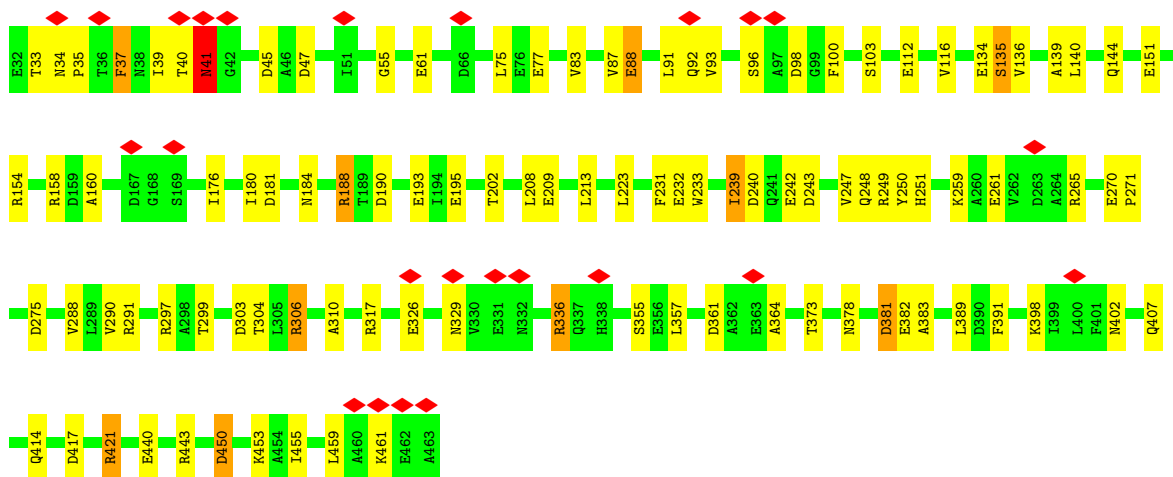
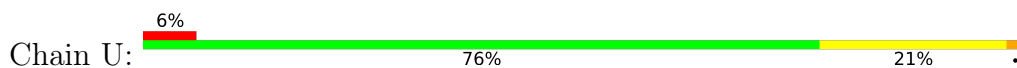




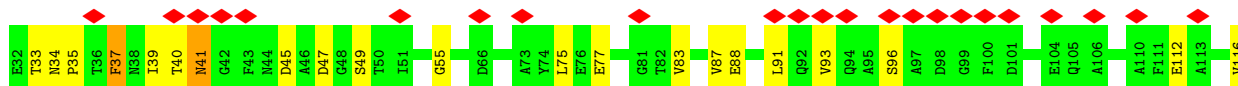
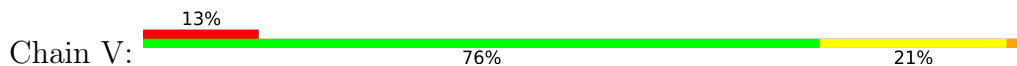
- Molecule 1: PS2

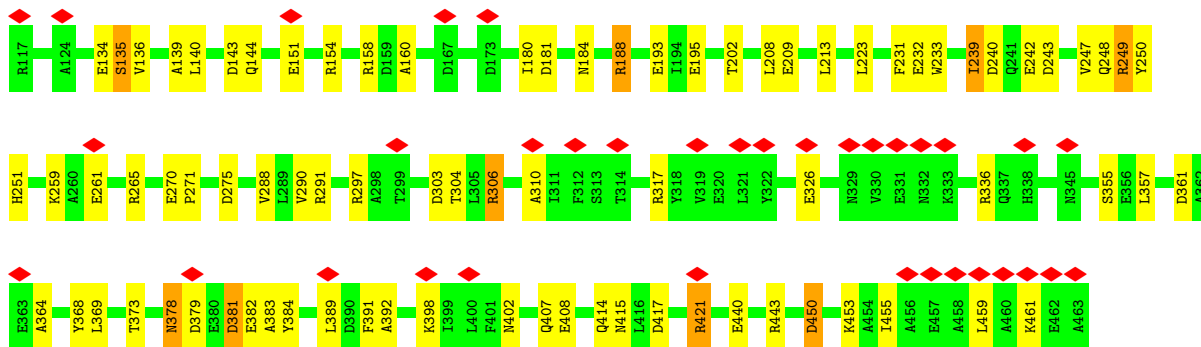


- Molecule 1: PS2

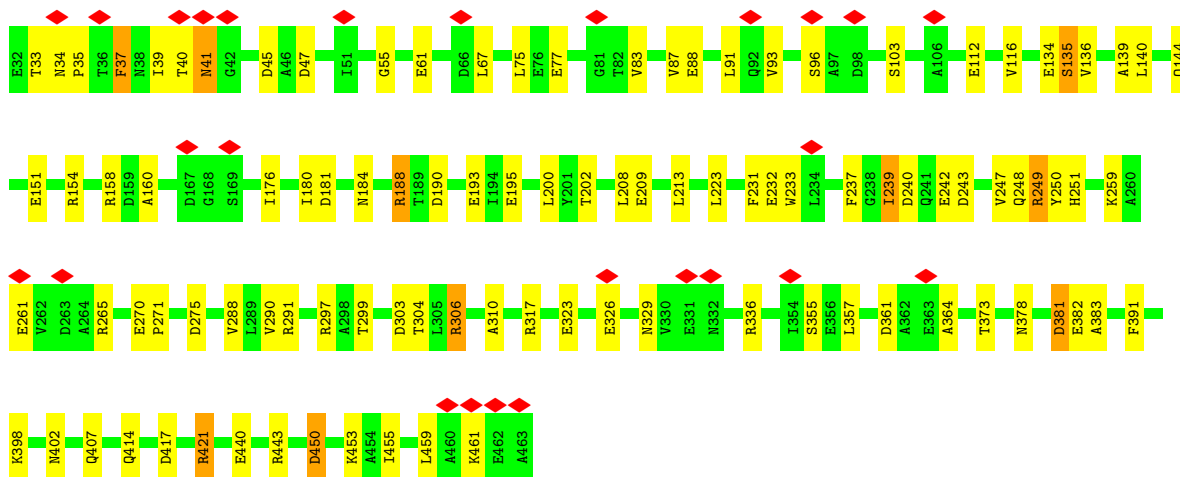
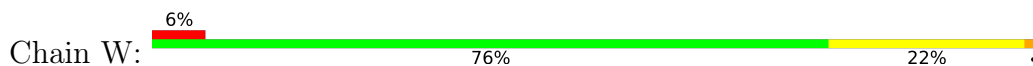


- Molecule 1: PS2

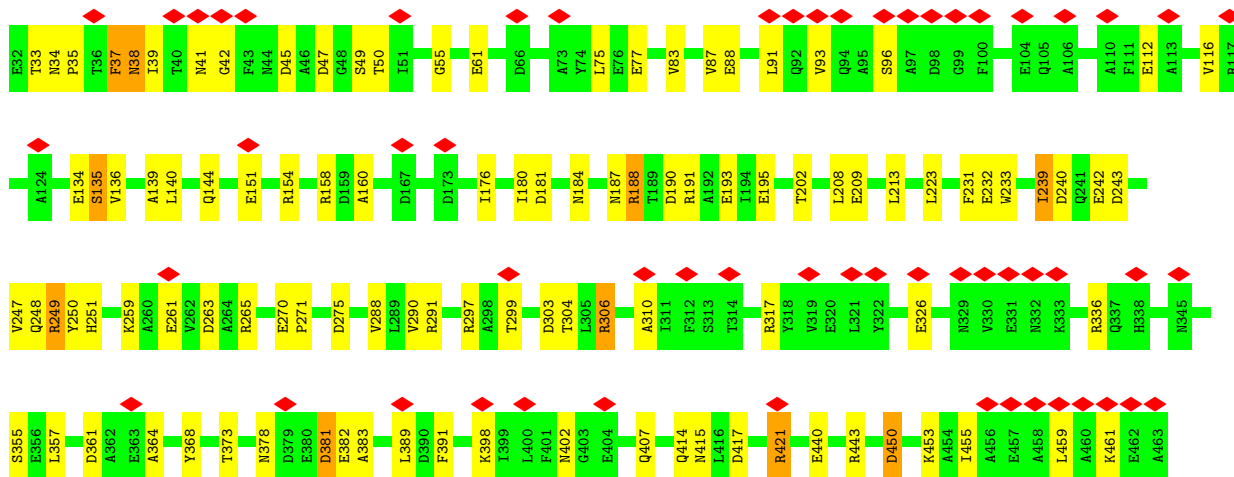
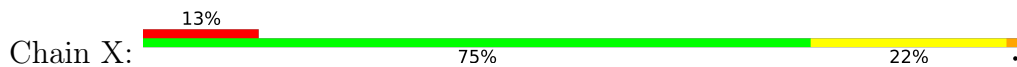




• Molecule 1: PS2



• Molecule 1: PS2



## 4 Experimental information

Property	Value	Source
EM reconstruction method	SINGLE PARTICLE	Depositor
Imposed symmetry	POINT, Not provided	
Number of particles used	521917	Depositor
Resolution determination method	FSC 0.143 CUT-OFF	Depositor
CTF correction method	PHASE FLIPPING AND AMPLITUDE CORRECTION	Depositor
Microscope	JEOL CRYO ARM 300	Depositor
Voltage (kV)	300	Depositor
Electron dose ( $e^-/\text{\AA}^2$ )	60.3	Depositor
Minimum defocus (nm)	1400	Depositor
Maximum defocus (nm)	1600	Depositor
Magnification	Not provided	
Image detector	GATAN K3 (6k x 4k)	Depositor
Maximum map value	0.109	Depositor
Minimum map value	-0.056	Depositor
Average map value	0.000	Depositor
Map value standard deviation	0.003	Depositor
Recommended contour level	0.0155	Depositor
Map size (Å)	426.0, 426.0, 426.0	wwPDB
Map dimensions	600, 600, 600	wwPDB
Map angles (°)	90.0, 90.0, 90.0	wwPDB
Pixel spacing (Å)	0.71, 0.71, 0.71	Depositor

## 5 Model quality [i](#)

### 5.1 Standard geometry [i](#)

The Z score for a bond length (or angle) is the number of standard deviations the observed value is removed from the expected value. A bond length (or angle) with  $|Z| > 5$  is considered an outlier worth inspection. RMSZ is the root-mean-square of all Z scores of the bond lengths (or angles).

Mol	Chain	Bond lengths		Bond angles	
		RMSZ	# Z  >5	RMSZ	# Z  >5
1	G	0.30	0/3417	0.51	0/4657
1	H	0.30	0/3417	0.53	0/4657
1	I	0.30	0/3417	0.50	0/4657
1	J	0.30	0/3417	0.51	0/4657
1	K	0.30	0/3417	0.52	0/4657
1	L	0.30	0/3417	0.52	0/4657
1	M	0.30	0/3417	0.51	0/4657
1	N	0.30	0/3417	0.51	0/4657
1	O	0.29	0/3417	0.51	0/4657
1	P	0.29	0/3417	0.51	0/4657
1	Q	0.29	0/3417	0.51	0/4657
1	R	0.29	0/3417	0.51	0/4657
1	S	0.30	0/3417	0.54	2/4657 (0.0%)
1	T	0.29	0/3417	0.51	0/4657
1	U	0.29	0/3417	0.51	0/4657
1	V	0.30	0/3417	0.51	0/4657
1	W	0.29	0/3417	0.51	0/4657
1	X	0.30	0/3417	0.51	0/4657
All	All	0.30	0/61506	0.51	2/83826 (0.0%)

There are no bond length outliers.

All (2) bond angle outliers are listed below:

Mol	Chain	Res	Type	Atoms	Z	Observed(°)	Ideal(°)
1	S	41	ASN	C-N-CA	-6.60	108.44	122.30
1	S	40	THR	CB-CA-C	-5.74	96.09	111.60

There are no chirality outliers.

There are no planarity outliers.

## 5.2 Too-close contacts [i](#)

In the following table, the Non-H and H(model) columns list the number of non-hydrogen atoms and hydrogen atoms in the chain respectively. The H(added) column lists the number of hydrogen atoms added and optimized by MolProbity. The Clashes column lists the number of clashes within the asymmetric unit, whereas Symm-Clashes lists symmetry-related clashes.

Mol	Chain	Non-H	H(model)	H(added)	Clashes	Symm-Clashes
1	G	3362	0	3182	74	0
1	H	3362	0	3182	76	0
1	I	3362	0	3182	75	0
1	J	3362	0	3182	75	0
1	K	3362	0	3182	79	0
1	L	3362	0	3182	74	0
1	M	3362	0	3182	63	0
1	N	3362	0	3182	61	0
1	O	3362	0	3182	64	0
1	P	3362	0	3182	63	0
1	Q	3362	0	3182	64	0
1	R	3362	0	3182	62	0
1	S	3362	0	3182	66	0
1	T	3362	0	3182	63	0
1	U	3362	0	3182	64	0
1	V	3362	0	3182	67	0
1	W	3362	0	3182	67	0
1	X	3362	0	3182	61	0
All	All	60516	0	57276	1094	0

The all-atom clashscore is defined as the number of clashes found per 1000 atoms (including hydrogen atoms). The all-atom clashscore for this structure is 9.

All (1094) close contacts within the same asymmetric unit are listed below, sorted by their clash magnitude.

Atom-1	Atom-2	Interatomic distance (Å)	Clash overlap (Å)
1:P:248:GLN:HE21	1:P:250:TYR:HB2	1.39	0.89
1:W:248:GLN:HE21	1:W:250:TYR:HB2	1.38	0.89
1:I:248:GLN:HE21	1:I:250:TYR:HB2	1.39	0.88
1:K:248:GLN:HE21	1:K:250:TYR:HB2	1.38	0.88
1:M:248:GLN:HE21	1:M:250:TYR:HB2	1.38	0.88
1:O:248:GLN:HE21	1:O:250:TYR:HB2	1.38	0.88
1:U:248:GLN:HE21	1:U:250:TYR:HB2	1.39	0.88
1:G:248:GLN:HE21	1:G:250:TYR:HB2	1.39	0.88
1:X:248:GLN:HE21	1:X:250:TYR:HB2	1.39	0.88

*Continued on next page...*

*Continued from previous page...*

Atom-1	Atom-2	Interatomic distance (Å)	Clash overlap (Å)
1:T:248:GLN:HE21	1:T:250:TYR:HB2	1.38	0.88
1:V:248:GLN:HE21	1:V:250:TYR:HB2	1.38	0.88
1:H:248:GLN:HE21	1:H:250:TYR:HB2	1.39	0.87
1:N:248:GLN:HE21	1:N:250:TYR:HB2	1.38	0.87
1:R:248:GLN:HE21	1:R:250:TYR:HB2	1.39	0.87
1:L:248:GLN:HE21	1:L:250:TYR:HB2	1.39	0.87
1:Q:248:GLN:HE21	1:Q:250:TYR:HB2	1.38	0.87
1:S:248:GLN:HE21	1:S:250:TYR:HB2	1.39	0.87
1:J:248:GLN:HE21	1:J:250:TYR:HB2	1.39	0.87
1:K:40:THR:O	1:K:41:ASN:C	2.13	0.85
1:L:40:THR:O	1:L:41:ASN:C	2.14	0.85
1:H:40:THR:O	1:H:41:ASN:C	2.13	0.83
1:V:368:TYR:O	1:W:249:ARG:NH1	2.16	0.77
1:U:40:THR:O	1:U:41:ASN:C	2.24	0.76
1:M:415:ASN:HB3	1:N:329:ASN:HD21	1.50	0.74
1:N:249:ARG:NH1	1:P:368:TYR:O	2.19	0.74
1:H:248:GLN:HG3	1:H:250:TYR:H	1.55	0.72
1:N:248:GLN:HG3	1:N:250:TYR:H	1.55	0.72
1:R:248:GLN:HG3	1:R:250:TYR:H	1.55	0.72
1:J:248:GLN:HG3	1:J:250:TYR:H	1.55	0.71
1:H:297:ARG:HD2	1:H:361:ASP:HA	1.72	0.71
1:O:297:ARG:HD2	1:O:361:ASP:HA	1.72	0.71
1:Q:248:GLN:HG3	1:Q:250:TYR:H	1.55	0.71
1:G:248:GLN:HG3	1:G:250:TYR:H	1.55	0.71
1:N:297:ARG:HD2	1:N:361:ASP:HA	1.72	0.71
1:R:297:ARG:HD2	1:R:361:ASP:HA	1.72	0.71
1:S:248:GLN:HG3	1:S:250:TYR:H	1.55	0.71
1:G:297:ARG:HD2	1:G:361:ASP:HA	1.72	0.71
1:O:248:GLN:HG3	1:O:250:TYR:H	1.55	0.71
1:G:249:ARG:NE	1:U:61:GLU:OE1	2.22	0.71
1:M:248:GLN:HG3	1:M:250:TYR:H	1.55	0.71
1:M:297:ARG:HD2	1:M:361:ASP:HA	1.72	0.71
1:X:297:ARG:HD2	1:X:361:ASP:HA	1.72	0.71
1:L:248:GLN:HG3	1:L:250:TYR:H	1.55	0.70
1:I:248:GLN:HG3	1:I:250:TYR:H	1.55	0.70
1:K:297:ARG:HD2	1:K:361:ASP:HA	1.72	0.70
1:T:248:GLN:HG3	1:T:250:TYR:H	1.55	0.70
1:U:297:ARG:HD2	1:U:361:ASP:HA	1.72	0.70
1:W:248:GLN:HG3	1:W:250:TYR:H	1.55	0.70
1:J:297:ARG:HD2	1:J:361:ASP:HA	1.72	0.70
1:V:248:GLN:HG3	1:V:250:TYR:H	1.55	0.70

*Continued on next page...*



*Continued from previous page...*

Atom-1	Atom-2	Interatomic distance (Å)	Clash overlap (Å)
1:P:297:ARG:HD2	1:P:361:ASP:HA	1.72	0.70
1:Q:297:ARG:HD2	1:Q:361:ASP:HA	1.72	0.70
1:K:248:GLN:HG3	1:K:250:TYR:H	1.55	0.70
1:P:248:GLN:HG3	1:P:250:TYR:H	1.55	0.70
1:O:40:THR:O	1:O:41:ASN:C	2.30	0.70
1:S:297:ARG:HD2	1:S:361:ASP:HA	1.72	0.70
1:I:297:ARG:HD2	1:I:361:ASP:HA	1.72	0.70
1:U:248:GLN:HG3	1:U:250:TYR:H	1.55	0.69
1:W:297:ARG:HD2	1:W:361:ASP:HA	1.72	0.69
1:X:248:GLN:HG3	1:X:250:TYR:H	1.55	0.69
1:N:40:THR:O	1:N:41:ASN:C	2.29	0.69
1:V:297:ARG:HD2	1:V:361:ASP:HA	1.72	0.69
1:T:297:ARG:HD2	1:T:361:ASP:HA	1.72	0.69
1:L:297:ARG:HD2	1:L:361:ASP:HA	1.72	0.69
1:O:329:ASN:HD21	1:P:415:ASN:HB3	1.58	0.69
1:Q:40:THR:O	1:Q:41:ASN:C	2.30	0.69
1:T:40:THR:O	1:T:41:ASN:C	2.29	0.69
1:S:415:ASN:HB3	1:T:329:ASN:HD21	1.59	0.68
1:W:154:ARG:NH1	1:W:209:GLU:O	2.28	0.67
1:H:249:ARG:NE	1:W:61:GLU:OE1	2.26	0.67
1:I:154:ARG:NH1	1:I:209:GLU:O	2.28	0.67
1:P:154:ARG:NH1	1:P:209:GLU:O	2.28	0.67
1:O:154:ARG:NH1	1:O:209:GLU:O	2.28	0.67
1:Q:329:ASN:HD21	1:R:415:ASN:HB3	1.59	0.67
1:M:154:ARG:NH1	1:M:209:GLU:O	2.28	0.67
1:G:154:ARG:NH1	1:G:209:GLU:O	2.28	0.67
1:W:329:ASN:HD21	1:X:415:ASN:HB3	1.60	0.67
1:U:98:ASP:OD2	1:V:384:TYR:OH	2.08	0.66
1:W:40:THR:O	1:W:41:ASN:C	2.33	0.66
1:J:180:ILE:HD11	1:J:223:LEU:HD21	1.78	0.66
1:Q:180:ILE:HD11	1:Q:223:LEU:HD21	1.78	0.65
1:S:180:ILE:HD11	1:S:223:LEU:HD21	1.78	0.65
1:R:180:ILE:HD11	1:R:223:LEU:HD21	1.78	0.65
1:V:180:ILE:HD11	1:V:223:LEU:HD21	1.78	0.65
1:H:180:ILE:HD11	1:H:223:LEU:HD21	1.78	0.65
1:L:180:ILE:HD11	1:L:223:LEU:HD21	1.78	0.65
1:N:154:ARG:NH1	1:N:209:GLU:O	2.28	0.65
1:R:154:ARG:NH1	1:R:209:GLU:O	2.28	0.65
1:N:180:ILE:HD11	1:N:223:LEU:HD21	1.78	0.65
1:T:180:ILE:HD11	1:T:223:LEU:HD21	1.78	0.65
1:H:154:ARG:NH1	1:H:209:GLU:O	2.28	0.65

*Continued on next page...*

*Continued from previous page...*

Atom-1	Atom-2	Interatomic distance (Å)	Clash overlap (Å)
1:U:180:ILE:HD11	1:U:223:LEU:HD21	1.78	0.65
1:K:34:ASN:O	1:K:414:GLN:NE2	2.30	0.65
1:U:34:ASN:O	1:U:414:GLN:NE2	2.30	0.65
1:K:180:ILE:HD11	1:K:223:LEU:HD21	1.78	0.64
1:Q:34:ASN:O	1:Q:414:GLN:NE2	2.30	0.64
1:X:34:ASN:O	1:X:414:GLN:NE2	2.31	0.64
1:S:34:ASN:O	1:S:414:GLN:NE2	2.30	0.64
1:T:34:ASN:O	1:T:414:GLN:NE2	2.30	0.64
1:J:34:ASN:O	1:J:414:GLN:NE2	2.30	0.64
1:L:34:ASN:O	1:L:414:GLN:NE2	2.30	0.64
1:V:34:ASN:O	1:V:414:GLN:NE2	2.31	0.64
1:M:34:ASN:O	1:M:414:GLN:NE2	2.30	0.64
1:G:34:ASN:O	1:G:414:GLN:NE2	2.31	0.64
1:I:61:GLU:OE1	1:R:249:ARG:NE	2.27	0.64
1:O:34:ASN:O	1:O:414:GLN:NE2	2.30	0.64
1:X:180:ILE:HD11	1:X:223:LEU:HD21	1.78	0.64
1:P:47:ASP:OD2	1:P:306:ARG:NH1	2.31	0.64
1:G:61:GLU:OE1	1:S:249:ARG:NE	2.29	0.64
1:G:180:ILE:HD11	1:G:223:LEU:HD21	1.78	0.64
1:H:34:ASN:O	1:H:414:GLN:NE2	2.31	0.64
1:N:34:ASN:O	1:N:414:GLN:NE2	2.30	0.64
1:O:180:ILE:HD11	1:O:223:LEU:HD21	1.78	0.64
1:W:34:ASN:O	1:W:414:GLN:NE2	2.30	0.64
1:W:47:ASP:OD2	1:W:306:ARG:NH1	2.31	0.64
1:X:154:ARG:NH1	1:X:209:GLU:O	2.28	0.64
1:M:180:ILE:HD11	1:M:223:LEU:HD21	1.78	0.64
1:O:47:ASP:OD2	1:O:306:ARG:NH1	2.31	0.64
1:V:154:ARG:NH1	1:V:209:GLU:O	2.28	0.64
1:R:34:ASN:O	1:R:414:GLN:NE2	2.31	0.64
1:I:34:ASN:O	1:I:414:GLN:NE2	2.30	0.64
1:K:154:ARG:NH1	1:K:209:GLU:O	2.28	0.63
1:P:34:ASN:O	1:P:414:GLN:NE2	2.30	0.63
1:T:154:ARG:NH1	1:T:209:GLU:O	2.28	0.63
1:I:180:ILE:HD11	1:I:223:LEU:HD21	1.78	0.63
1:L:154:ARG:NH1	1:L:209:GLU:O	2.28	0.63
1:U:154:ARG:NH1	1:U:209:GLU:O	2.28	0.63
1:P:180:ILE:HD11	1:P:223:LEU:HD21	1.78	0.63
1:W:180:ILE:HD11	1:W:223:LEU:HD21	1.78	0.63
1:L:61:GLU:OE1	1:P:249:ARG:NE	2.28	0.63
1:Q:154:ARG:NH1	1:Q:209:GLU:O	2.28	0.63
1:S:154:ARG:NH1	1:S:209:GLU:O	2.28	0.63

*Continued on next page...*

*Continued from previous page...*

Atom-1	Atom-2	Interatomic distance (Å)	Clash overlap (Å)
1:J:154:ARG:NH1	1:J:209:GLU:O	2.28	0.63
1:H:415:ASN:HB3	1:J:329:ASN:HD21	1.64	0.62
1:L:47:ASP:OD2	1:L:306:ARG:NH1	2.31	0.62
1:T:47:ASP:OD2	1:T:306:ARG:NH1	2.31	0.62
1:V:47:ASP:OD2	1:V:306:ARG:NH1	2.31	0.62
1:G:329:ASN:HD21	1:I:415:ASN:HB3	1.64	0.62
1:H:47:ASP:OD2	1:H:306:ARG:NH1	2.31	0.62
1:N:47:ASP:OD2	1:N:306:ARG:NH1	2.31	0.62
1:U:88:GLU:HG2	1:V:389:LEU:HD21	1.81	0.61
1:R:47:ASP:OD2	1:R:306:ARG:NH1	2.31	0.61
1:J:415:ASN:HB3	1:L:329:ASN:HD21	1.66	0.61
1:J:47:ASP:OD2	1:J:306:ARG:NH1	2.31	0.61
1:S:47:ASP:OD2	1:S:306:ARG:NH1	2.31	0.61
1:Q:47:ASP:OD2	1:Q:306:ARG:NH1	2.31	0.61
1:V:369:LEU:HD12	1:W:249:ARG:NH1	2.15	0.61
1:J:144:GLN:NE2	1:J:381:ASP:OD1	2.32	0.61
1:S:144:GLN:NE2	1:S:381:ASP:OD1	2.32	0.61
1:I:249:ARG:NE	1:T:61:GLU:OE1	2.30	0.60
1:L:144:GLN:NE2	1:L:381:ASP:OD1	2.32	0.60
1:U:47:ASP:OD2	1:U:306:ARG:NH1	2.31	0.60
1:V:144:GLN:NE2	1:V:381:ASP:OD1	2.32	0.60
1:Q:144:GLN:NE2	1:Q:381:ASP:OD1	2.32	0.60
1:X:144:GLN:NE2	1:X:381:ASP:OD1	2.32	0.60
1:K:47:ASP:OD2	1:K:306:ARG:NH1	2.31	0.60
1:K:61:GLU:OE1	1:M:249:ARG:NE	2.30	0.60
1:M:160:ALA:HA	1:M:265:ARG:HE	1.67	0.60
1:X:47:ASP:OD2	1:X:306:ARG:NH1	2.31	0.60
1:G:47:ASP:OD2	1:G:306:ARG:NH1	2.31	0.60
1:G:160:ALA:HA	1:G:265:ARG:HE	1.67	0.60
1:O:160:ALA:HA	1:O:265:ARG:HE	1.67	0.60
1:T:144:GLN:NE2	1:T:381:ASP:OD1	2.32	0.60
1:U:144:GLN:NE2	1:U:381:ASP:OD1	2.32	0.60
1:J:61:GLU:OE1	1:X:249:ARG:NE	2.28	0.60
1:K:144:GLN:NE2	1:K:381:ASP:OD1	2.32	0.60
1:M:47:ASP:OD2	1:M:306:ARG:NH1	2.31	0.60
1:K:329:ASN:HD21	1:L:415:ASN:HB3	1.66	0.60
1:W:160:ALA:HA	1:W:265:ARG:HE	1.67	0.60
1:L:160:ALA:HA	1:L:265:ARG:HE	1.67	0.60
1:T:160:ALA:HA	1:T:265:ARG:HE	1.67	0.60
1:V:160:ALA:HA	1:V:265:ARG:HE	1.67	0.60
1:X:160:ALA:HA	1:X:265:ARG:HE	1.67	0.60

*Continued on next page...*

*Continued from previous page...*

Atom-1	Atom-2	Interatomic distance (Å)	Clash overlap (Å)
1:K:160:ALA:HA	1:K:265:ARG:HE	1.67	0.59
1:U:160:ALA:HA	1:U:265:ARG:HE	1.67	0.59
1:I:160:ALA:HA	1:I:265:ARG:HE	1.67	0.59
1:P:160:ALA:HA	1:P:265:ARG:HE	1.67	0.59
1:J:417:ASP:O	1:J:421:ARG:HG2	2.03	0.59
1:R:144:GLN:NE2	1:R:381:ASP:OD1	2.32	0.59
1:S:417:ASP:O	1:S:421:ARG:HG2	2.03	0.59
1:W:417:ASP:O	1:W:421:ARG:HG2	2.03	0.59
1:G:412:TYR:HE1	1:H:329:ASN:HB3	1.68	0.59
1:H:144:GLN:NE2	1:H:381:ASP:OD1	2.32	0.59
1:L:417:ASP:O	1:L:421:ARG:HG2	2.03	0.59
1:P:417:ASP:O	1:P:421:ARG:HG2	2.03	0.59
1:Q:417:ASP:O	1:Q:421:ARG:HG2	2.03	0.59
1:S:160:ALA:HA	1:S:265:ARG:HE	1.67	0.59
1:H:160:ALA:HA	1:H:265:ARG:HE	1.67	0.59
1:I:417:ASP:O	1:I:421:ARG:HG2	2.03	0.59
1:J:160:ALA:HA	1:J:265:ARG:HE	1.67	0.59
1:N:160:ALA:HA	1:N:265:ARG:HE	1.67	0.59
1:O:417:ASP:O	1:O:421:ARG:HG2	2.03	0.59
1:T:417:ASP:O	1:T:421:ARG:HG2	2.03	0.59
1:R:160:ALA:HA	1:R:265:ARG:HE	1.67	0.59
1:V:417:ASP:O	1:V:421:ARG:HG2	2.03	0.59
1:G:417:ASP:O	1:G:421:ARG:HG2	2.03	0.59
1:M:417:ASP:O	1:M:421:ARG:HG2	2.03	0.59
1:N:144:GLN:NE2	1:N:381:ASP:OD1	2.32	0.59
1:P:144:GLN:NE2	1:P:381:ASP:OD1	2.32	0.59
1:Q:160:ALA:HA	1:Q:265:ARG:HE	1.67	0.59
1:I:47:ASP:OD2	1:I:306:ARG:NH1	2.31	0.58
1:K:329:ASN:HB3	1:L:412:TYR:HE1	1.68	0.58
1:G:415:ASN:HB3	1:H:329:ASN:HD21	1.67	0.58
1:I:144:GLN:NE2	1:I:381:ASP:OD1	2.32	0.58
1:K:417:ASP:O	1:K:421:ARG:HG2	2.03	0.58
1:X:417:ASP:O	1:X:421:ARG:HG2	2.03	0.58
1:R:417:ASP:O	1:R:421:ARG:HG2	2.03	0.58
1:I:329:ASN:HB3	1:K:412:TYR:HE1	1.69	0.58
1:H:417:ASP:O	1:H:421:ARG:HG2	2.03	0.58
1:U:417:ASP:O	1:U:421:ARG:HG2	2.03	0.58
1:G:459:LEU:HD11	1:H:459:LEU:HD23	1.86	0.58
1:W:144:GLN:NE2	1:W:381:ASP:OD1	2.32	0.58
1:I:329:ASN:HD21	1:K:415:ASN:HB3	1.67	0.58
1:N:417:ASP:O	1:N:421:ARG:HG2	2.03	0.58

*Continued on next page...*

*Continued from previous page...*

Atom-1	Atom-2	Interatomic distance (Å)	Clash overlap (Å)
1:K:151:GLU:OE1	1:K:154:ARG:NH2	2.37	0.57
1:G:144:GLN:NE2	1:G:381:ASP:OD1	2.32	0.57
1:G:151:GLU:OE1	1:G:154:ARG:NH2	2.37	0.57
1:N:151:GLU:OE1	1:N:154:ARG:NH2	2.37	0.57
1:U:151:GLU:OE1	1:U:154:ARG:NH2	2.37	0.57
1:H:151:GLU:OE1	1:H:154:ARG:NH2	2.37	0.57
1:M:144:GLN:NE2	1:M:381:ASP:OD1	2.32	0.57
1:X:151:GLU:OE1	1:X:154:ARG:NH2	2.37	0.57
1:I:93:VAL:O	1:I:96:SER:OG	2.23	0.57
1:M:151:GLU:OE1	1:M:154:ARG:NH2	2.37	0.57
1:O:151:GLU:OE1	1:O:154:ARG:NH2	2.37	0.57
1:P:93:VAL:O	1:P:96:SER:OG	2.23	0.57
1:R:151:GLU:OE1	1:R:154:ARG:NH2	2.38	0.57
1:W:93:VAL:O	1:W:96:SER:OG	2.23	0.57
1:M:93:VAL:O	1:M:96:SER:OG	2.23	0.57
1:O:93:VAL:O	1:O:96:SER:OG	2.23	0.57
1:T:151:GLU:OE1	1:T:154:ARG:NH2	2.37	0.57
1:W:151:GLU:OE1	1:W:154:ARG:NH2	2.37	0.57
1:G:93:VAL:O	1:G:96:SER:OG	2.23	0.57
1:K:249:ARG:NE	1:Q:61:GLU:OE1	2.32	0.57
1:L:151:GLU:OE1	1:L:154:ARG:NH2	2.38	0.57
1:O:144:GLN:NE2	1:O:381:ASP:OD1	2.32	0.57
1:V:151:GLU:OE1	1:V:154:ARG:NH2	2.37	0.57
1:I:151:GLU:OE1	1:I:154:ARG:NH2	2.37	0.57
1:Q:151:GLU:OE1	1:Q:154:ARG:NH2	2.37	0.57
1:K:93:VAL:O	1:K:96:SER:OG	2.23	0.56
1:K:459:LEU:HD23	1:L:459:LEU:HD11	1.87	0.56
1:P:151:GLU:OE1	1:P:154:ARG:NH2	2.37	0.56
1:L:37:PHE:HE2	1:L:310:ALA:HB2	1.71	0.56
1:S:151:GLU:OE1	1:S:154:ARG:NH2	2.38	0.56
1:T:37:PHE:HE2	1:T:310:ALA:HB2	1.71	0.56
1:U:93:VAL:O	1:U:96:SER:OG	2.23	0.56
1:X:93:VAL:O	1:X:96:SER:OG	2.23	0.56
1:J:151:GLU:OE1	1:J:154:ARG:NH2	2.38	0.56
1:N:37:PHE:HE2	1:N:310:ALA:HB2	1.71	0.56
1:R:93:VAL:O	1:R:96:SER:OG	2.23	0.56
1:V:37:PHE:HE2	1:V:310:ALA:HB2	1.71	0.56
1:H:37:PHE:HE2	1:H:310:ALA:HB2	1.71	0.56
1:I:37:PHE:HE2	1:I:310:ALA:HB2	1.71	0.56
1:N:93:VAL:O	1:N:96:SER:OG	2.23	0.56
1:R:37:PHE:HE2	1:R:310:ALA:HB2	1.71	0.56

*Continued on next page...*

*Continued from previous page...*

Atom-1	Atom-2	Interatomic distance (Å)	Clash overlap (Å)
1:H:93:VAL:O	1:H:96:SER:OG	2.23	0.56
1:M:368:TYR:O	1:Q:249:ARG:NH1	2.35	0.56
1:O:37:PHE:HE2	1:O:310:ALA:HB2	1.71	0.56
1:P:37:PHE:HE2	1:P:310:ALA:HB2	1.71	0.56
1:Q:37:PHE:HE2	1:Q:310:ALA:HB2	1.71	0.56
1:T:93:VAL:O	1:T:96:SER:OG	2.23	0.56
1:J:37:PHE:HE2	1:J:310:ALA:HB2	1.71	0.56
1:V:93:VAL:O	1:V:96:SER:OG	2.23	0.56
1:G:37:PHE:HE2	1:G:310:ALA:HB2	1.71	0.56
1:L:93:VAL:O	1:L:96:SER:OG	2.23	0.56
1:L:249:ARG:NE	1:N:61:GLU:OE1	2.30	0.56
1:M:37:PHE:HE2	1:M:310:ALA:HB2	1.71	0.56
1:Q:93:VAL:O	1:Q:96:SER:OG	2.23	0.56
1:S:37:PHE:HE2	1:S:310:ALA:HB2	1.71	0.56
1:W:37:PHE:HE2	1:W:310:ALA:HB2	1.71	0.56
1:R:368:TYR:O	1:T:249:ARG:NH1	2.36	0.56
1:S:93:VAL:O	1:S:96:SER:OG	2.23	0.56
1:K:37:PHE:HE2	1:K:310:ALA:HB2	1.71	0.55
1:X:37:PHE:HE2	1:X:310:ALA:HB2	1.71	0.55
1:J:93:VAL:O	1:J:96:SER:OG	2.23	0.55
1:U:37:PHE:HE2	1:U:310:ALA:HB2	1.71	0.55
1:J:33:THR:HG22	1:J:34:ASN:H	1.72	0.55
1:H:412:TYR:HE1	1:J:329:ASN:HB3	1.71	0.55
1:S:33:THR:HG22	1:S:34:ASN:H	1.72	0.55
1:I:33:THR:HG22	1:I:34:ASN:H	1.72	0.55
1:W:33:THR:HG22	1:W:34:ASN:H	1.72	0.55
1:K:33:THR:HG22	1:K:34:ASN:H	1.72	0.55
1:P:33:THR:HG22	1:P:34:ASN:H	1.72	0.55
1:Q:33:THR:HG22	1:Q:34:ASN:H	1.72	0.55
1:U:33:THR:HG22	1:U:34:ASN:H	1.72	0.55
1:X:33:THR:HG22	1:X:34:ASN:H	1.72	0.55
1:G:33:THR:HG22	1:G:34:ASN:H	1.72	0.55
1:M:33:THR:HG22	1:M:34:ASN:H	1.72	0.55
1:O:33:THR:HG22	1:O:34:ASN:H	1.72	0.54
1:S:242:GLU:HG2	1:S:243:ASP:N	2.22	0.54
1:J:242:GLU:HG2	1:J:243:ASP:N	2.22	0.54
1:Q:242:GLU:HG2	1:Q:243:ASP:N	2.22	0.54
1:G:329:ASN:HB3	1:I:412:TYR:HE1	1.71	0.54
1:L:242:GLU:HG2	1:L:243:ASP:N	2.22	0.54
1:V:242:GLU:HG2	1:V:243:ASP:N	2.22	0.54
1:G:83:VAL:O	1:G:87:VAL:HG22	2.08	0.54

*Continued on next page...*

*Continued from previous page...*

Atom-1	Atom-2	Interatomic distance (Å)	Clash overlap (Å)
1:O:242:GLU:HG2	1:O:243:ASP:N	2.22	0.54
1:T:33:THR:HG22	1:T:34:ASN:H	1.72	0.54
1:V:33:THR:HG22	1:V:34:ASN:H	1.72	0.54
1:G:459:LEU:HD11	1:H:459:LEU:CD2	2.38	0.54
1:L:33:THR:HG22	1:L:34:ASN:H	1.72	0.54
1:M:83:VAL:O	1:M:87:VAL:HG22	2.08	0.54
1:O:83:VAL:O	1:O:87:VAL:HG22	2.08	0.54
1:H:61:GLU:OE1	1:V:249:ARG:NE	2.33	0.54
1:H:83:VAL:O	1:H:87:VAL:HG22	2.08	0.54
1:J:83:VAL:O	1:J:87:VAL:HG22	2.08	0.54
1:M:242:GLU:HG2	1:M:243:ASP:N	2.22	0.54
1:N:83:VAL:O	1:N:87:VAL:HG22	2.08	0.54
1:Q:83:VAL:O	1:Q:87:VAL:HG22	2.08	0.54
1:R:83:VAL:O	1:R:87:VAL:HG22	2.08	0.54
1:S:83:VAL:O	1:S:87:VAL:HG22	2.08	0.54
1:V:83:VAL:O	1:V:87:VAL:HG22	2.08	0.54
1:W:242:GLU:HG2	1:W:243:ASP:N	2.22	0.54
1:G:242:GLU:HG2	1:G:243:ASP:N	2.22	0.54
1:I:242:GLU:HG2	1:I:243:ASP:N	2.22	0.54
1:P:242:GLU:HG2	1:P:243:ASP:N	2.22	0.54
1:T:83:VAL:O	1:T:87:VAL:HG22	2.08	0.54
1:L:83:VAL:O	1:L:87:VAL:HG22	2.08	0.54
1:S:215:TYR:HE1	1:U:233:TRP:HZ2	1.54	0.54
1:P:83:VAL:O	1:P:87:VAL:HG22	2.08	0.53
1:H:382:GLU:HG3	1:H:383:ALA:N	2.24	0.53
1:I:83:VAL:O	1:I:87:VAL:HG22	2.08	0.53
1:O:249:ARG:NH1	1:X:368:TYR:O	2.35	0.53
1:Q:317:ARG:NH2	1:Q:326:GLU:OE2	2.39	0.53
1:R:382:GLU:HG3	1:R:383:ALA:N	2.24	0.53
1:W:83:VAL:O	1:W:87:VAL:HG22	2.08	0.53
1:M:382:GLU:HG3	1:M:383:ALA:N	2.24	0.53
1:O:382:GLU:HG3	1:O:383:ALA:N	2.24	0.53
1:S:317:ARG:NH2	1:S:326:GLU:OE2	2.40	0.53
1:X:242:GLU:HG2	1:X:243:ASP:N	2.22	0.53
1:H:33:THR:HG22	1:H:34:ASN:H	1.72	0.53
1:N:382:GLU:HG3	1:N:383:ALA:N	2.24	0.53
1:T:242:GLU:HG2	1:T:243:ASP:N	2.22	0.53
1:G:382:GLU:HG3	1:G:383:ALA:N	2.24	0.53
1:K:242:GLU:HG2	1:K:243:ASP:N	2.22	0.53
1:N:33:THR:HG22	1:N:34:ASN:H	1.72	0.53
1:U:242:GLU:HG2	1:U:243:ASP:N	2.22	0.53

*Continued on next page...*

*Continued from previous page...*

Atom-1	Atom-2	Interatomic distance (Å)	Clash overlap (Å)
1:S:382:GLU:HG3	1:S:383:ALA:N	2.24	0.53
1:G:88:GLU:HG2	1:I:389:LEU:HD21	1.91	0.53
1:H:242:GLU:HG2	1:H:243:ASP:N	2.22	0.53
1:H:389:LEU:HD21	1:J:88:GLU:HG2	1.91	0.53
1:I:459:LEU:HD23	1:K:459:LEU:HD11	1.91	0.53
1:J:382:GLU:HG3	1:J:383:ALA:N	2.24	0.53
1:N:242:GLU:HG2	1:N:243:ASP:N	2.22	0.53
1:Q:382:GLU:HG3	1:Q:383:ALA:N	2.24	0.53
1:R:33:THR:HG22	1:R:34:ASN:H	1.72	0.53
1:R:242:GLU:HG2	1:R:243:ASP:N	2.22	0.53
1:K:83:VAL:O	1:K:87:VAL:HG22	2.08	0.53
1:K:382:GLU:HG3	1:K:383:ALA:N	2.24	0.53
1:U:83:VAL:O	1:U:87:VAL:HG22	2.08	0.53
1:U:382:GLU:HG3	1:U:383:ALA:N	2.24	0.53
1:X:382:GLU:HG3	1:X:383:ALA:N	2.24	0.53
1:X:83:VAL:O	1:X:87:VAL:HG22	2.08	0.53
1:K:135:SER:OG	1:K:291:ARG:HD3	2.09	0.52
1:U:135:SER:OG	1:U:291:ARG:HD3	2.09	0.52
1:L:382:GLU:HG3	1:L:383:ALA:N	2.24	0.52
1:S:412:TYR:HE1	1:T:329:ASN:HB3	1.74	0.52
1:X:135:SER:OG	1:X:291:ARG:HD3	2.09	0.52
1:T:382:GLU:HG3	1:T:383:ALA:N	2.24	0.52
1:H:317:ARG:NH2	1:H:326:GLU:OE2	2.40	0.52
1:J:412:TYR:HE1	1:L:329:ASN:HB3	1.73	0.52
1:T:135:SER:OG	1:T:291:ARG:HD3	2.09	0.52
1:W:103:SER:OG	1:X:50:THR:O	2.28	0.52
1:H:135:SER:OG	1:H:291:ARG:HD3	2.09	0.52
1:I:382:GLU:HG3	1:I:383:ALA:N	2.24	0.52
1:K:459:LEU:CD2	1:L:459:LEU:HD11	2.39	0.52
1:N:317:ARG:NH2	1:N:326:GLU:OE2	2.40	0.52
1:V:382:GLU:HG3	1:V:383:ALA:N	2.24	0.52
1:W:382:GLU:HG3	1:W:383:ALA:N	2.24	0.52
1:G:135:SER:OG	1:G:291:ARG:HD3	2.09	0.52
1:I:88:GLU:HG2	1:K:389:LEU:HD21	1.91	0.52
1:I:135:SER:OG	1:I:291:ARG:HD3	2.09	0.52
1:L:135:SER:OG	1:L:291:ARG:HD3	2.09	0.52
1:N:135:SER:OG	1:N:291:ARG:HD3	2.09	0.52
1:U:100:PHE:CE2	1:V:392:ALA:HA	2.43	0.52
1:O:135:SER:OG	1:O:291:ARG:HD3	2.09	0.52
1:P:135:SER:OG	1:P:291:ARG:HD3	2.09	0.52
1:V:135:SER:OG	1:V:291:ARG:HD3	2.09	0.52

*Continued on next page...*



*Continued from previous page...*

Atom-1	Atom-2	Interatomic distance (Å)	Clash overlap (Å)
1:W:135:SER:OG	1:W:291:ARG:HD3	2.09	0.52
1:M:135:SER:OG	1:M:291:ARG:HD3	2.09	0.52
1:R:135:SER:OG	1:R:291:ARG:HD3	2.09	0.52
1:J:249:ARG:NE	1:O:61:GLU:OE1	2.32	0.52
1:P:382:GLU:HG3	1:P:383:ALA:N	2.24	0.52
1:R:317:ARG:NH2	1:R:326:GLU:OE2	2.40	0.52
1:J:135:SER:OG	1:J:291:ARG:HD3	2.09	0.52
1:L:317:ARG:NH2	1:L:326:GLU:OE2	2.40	0.52
1:S:135:SER:OG	1:S:291:ARG:HD3	2.09	0.52
1:G:317:ARG:NH2	1:G:326:GLU:OE2	2.40	0.51
1:G:389:LEU:HD21	1:H:88:GLU:HG2	1.93	0.51
1:U:100:PHE:HB3	1:V:391:PHE:CE2	2.45	0.51
1:V:369:LEU:HA	1:W:249:ARG:NH1	2.25	0.51
1:Q:135:SER:OG	1:Q:291:ARG:HD3	2.09	0.51
1:T:317:ARG:NH2	1:T:326:GLU:OE2	2.40	0.51
1:V:317:ARG:NH2	1:V:326:GLU:OE2	2.40	0.51
1:P:151:GLU:OE1	1:P:151:GLU:HA	2.11	0.51
1:H:151:GLU:OE1	1:H:151:GLU:HA	2.11	0.51
1:N:151:GLU:OE1	1:N:151:GLU:HA	2.11	0.51
1:O:151:GLU:OE1	1:O:151:GLU:HA	2.11	0.51
1:O:317:ARG:NH2	1:O:326:GLU:OE2	2.40	0.51
1:I:151:GLU:OE1	1:I:151:GLU:HA	2.11	0.51
1:G:151:GLU:OE1	1:G:151:GLU:HA	2.11	0.51
1:M:151:GLU:OE1	1:M:151:GLU:HA	2.11	0.51
1:M:317:ARG:NH2	1:M:326:GLU:OE2	2.40	0.51
1:W:151:GLU:OE1	1:W:151:GLU:HA	2.11	0.51
1:J:151:GLU:OE1	1:J:151:GLU:HA	2.11	0.51
1:R:151:GLU:OE1	1:R:151:GLU:HA	2.11	0.51
1:J:317:ARG:NH2	1:J:326:GLU:OE2	2.40	0.51
1:V:40:THR:O	1:V:41:ASN:C	2.47	0.51
1:G:140:LEU:O	1:G:144:GLN:HG2	2.12	0.50
1:J:389:LEU:HD21	1:L:88:GLU:HG2	1.92	0.50
1:Q:151:GLU:OE1	1:Q:151:GLU:HA	2.11	0.50
1:S:151:GLU:OE1	1:S:151:GLU:HA	2.11	0.50
1:U:151:GLU:OE1	1:U:151:GLU:HA	2.11	0.50
1:X:151:GLU:OE1	1:X:151:GLU:HA	2.11	0.50
1:O:140:LEU:O	1:O:144:GLN:HG2	2.12	0.50
1:K:151:GLU:OE1	1:K:151:GLU:HA	2.11	0.50
1:M:140:LEU:O	1:M:144:GLN:HG2	2.12	0.50
1:H:140:LEU:O	1:H:144:GLN:HG2	2.12	0.50
1:L:151:GLU:OE1	1:L:151:GLU:HA	2.11	0.50

*Continued on next page...*

*Continued from previous page...*

Atom-1	Atom-2	Interatomic distance (Å)	Clash overlap (Å)
1:N:140:LEU:O	1:N:144:GLN:HG2	2.12	0.50
1:X:240:ASP:OD1	1:X:247:VAL:N	2.29	0.50
1:I:140:LEU:O	1:I:144:GLN:HG2	2.12	0.50
1:P:140:LEU:O	1:P:144:GLN:HG2	2.12	0.50
1:R:82:THR:OG1	1:R:85:GLU:OE1	2.24	0.50
1:R:140:LEU:O	1:R:144:GLN:HG2	2.12	0.50
1:V:151:GLU:OE1	1:V:151:GLU:HA	2.11	0.50
1:W:140:LEU:O	1:W:144:GLN:HG2	2.12	0.50
1:N:82:THR:OG1	1:N:85:GLU:OE1	2.23	0.50
1:T:151:GLU:OE1	1:T:151:GLU:HA	2.11	0.50
1:U:103:SER:OG	1:V:49:SER:O	2.30	0.50
1:K:88:GLU:HG2	1:L:389:LEU:HD21	1.93	0.50
1:K:240:ASP:OD1	1:K:247:VAL:N	2.29	0.50
1:T:303:ASP:OD2	1:T:304:THR:N	2.45	0.50
1:J:303:ASP:OD2	1:J:304:THR:N	2.45	0.50
1:L:303:ASP:OD2	1:L:304:THR:N	2.45	0.50
1:N:240:ASP:OD1	1:N:247:VAL:N	2.29	0.50
1:Q:303:ASP:OD2	1:Q:304:THR:N	2.45	0.50
1:U:303:ASP:OD2	1:U:304:THR:N	2.45	0.50
1:G:248:GLN:NE2	1:G:250:TYR:HB2	2.19	0.49
1:S:303:ASP:OD2	1:S:304:THR:N	2.45	0.49
1:U:336:ARG:NE	1:V:408:GLU:OE2	2.45	0.49
1:V:303:ASP:OD2	1:V:304:THR:N	2.45	0.49
1:X:303:ASP:OD2	1:X:304:THR:N	2.45	0.49
1:K:303:ASP:OD2	1:K:304:THR:N	2.45	0.49
1:M:77:GLU:OE2	1:M:77:GLU:HA	2.12	0.49
1:O:248:GLN:NE2	1:O:250:TYR:HB2	2.19	0.49
1:G:77:GLU:OE2	1:G:77:GLU:HA	2.12	0.49
1:G:303:ASP:OD2	1:G:304:THR:N	2.45	0.49
1:K:140:LEU:O	1:K:144:GLN:HG2	2.12	0.49
1:M:303:ASP:OD2	1:M:304:THR:N	2.45	0.49
1:O:77:GLU:OE2	1:O:77:GLU:HA	2.12	0.49
1:O:303:ASP:OD2	1:O:304:THR:N	2.45	0.49
1:H:240:ASP:OD1	1:H:247:VAL:N	2.29	0.49
1:R:61:GLU:OE1	1:T:249:ARG:NE	2.37	0.49
1:X:140:LEU:O	1:X:144:GLN:HG2	2.12	0.49
1:L:77:GLU:OE2	1:L:77:GLU:HA	2.12	0.49
1:Q:140:LEU:O	1:Q:144:GLN:HG2	2.12	0.49
1:R:240:ASP:OD1	1:R:247:VAL:N	2.29	0.49
1:U:140:LEU:O	1:U:144:GLN:HG2	2.12	0.49
1:U:240:ASP:OD1	1:U:247:VAL:N	2.29	0.49

*Continued on next page...*

*Continued from previous page...*

Atom-1	Atom-2	Interatomic distance (Å)	Clash overlap (Å)
1:V:77:GLU:OE2	1:V:77:GLU:HA	2.12	0.49
1:T:140:LEU:O	1:T:144:GLN:HG2	2.12	0.49
1:V:369:LEU:HA	1:W:249:ARG:HH12	1.77	0.49
1:W:303:ASP:OD2	1:W:304:THR:N	2.45	0.49
1:R:303:ASP:OD2	1:R:304:THR:N	2.45	0.49
1:V:140:LEU:O	1:V:144:GLN:HG2	2.12	0.49
1:W:317:ARG:NH2	1:W:326:GLU:OE2	2.40	0.49
1:H:303:ASP:OD2	1:H:304:THR:N	2.45	0.49
1:I:317:ARG:NH2	1:I:326:GLU:OE2	2.40	0.49
1:J:140:LEU:O	1:J:144:GLN:HG2	2.12	0.49
1:N:303:ASP:OD2	1:N:304:THR:N	2.45	0.49
1:S:140:LEU:O	1:S:144:GLN:HG2	2.12	0.49
1:W:240:ASP:OD1	1:W:247:VAL:N	2.29	0.49
1:I:303:ASP:OD2	1:I:304:THR:N	2.45	0.49
1:L:140:LEU:O	1:L:144:GLN:HG2	2.12	0.49
1:P:303:ASP:OD2	1:P:304:THR:N	2.45	0.49
1:T:77:GLU:OE2	1:T:77:GLU:HA	2.12	0.49
1:U:329:ASN:HD21	1:V:415:ASN:HB3	1.77	0.49
1:K:450:ASP:HA	1:K:453:LYS:HB2	1.95	0.49
1:O:154:ARG:HG3	1:O:213:LEU:HD21	1.95	0.49
1:O:450:ASP:HA	1:O:453:LYS:HB2	1.95	0.49
1:P:154:ARG:HG3	1:P:213:LEU:HD21	1.95	0.49
1:U:450:ASP:HA	1:U:453:LYS:HB2	1.95	0.49
1:G:154:ARG:HG3	1:G:213:LEU:HD21	1.95	0.48
1:I:154:ARG:HG3	1:I:213:LEU:HD21	1.96	0.48
1:K:154:ARG:HG3	1:K:213:LEU:HD21	1.95	0.48
1:M:154:ARG:HG3	1:M:213:LEU:HD21	1.95	0.48
1:M:450:ASP:HA	1:M:453:LYS:HB2	1.95	0.48
1:W:154:ARG:HG3	1:W:213:LEU:HD21	1.95	0.48
1:X:450:ASP:HA	1:X:453:LYS:HB2	1.95	0.48
1:G:450:ASP:HA	1:G:453:LYS:HB2	1.95	0.48
1:I:336:ARG:NE	1:K:408:GLU:OE2	2.46	0.48
1:J:77:GLU:OE2	1:J:77:GLU:HA	2.12	0.48
1:K:336:ARG:NE	1:L:408:GLU:OE2	2.47	0.48
1:S:77:GLU:OE2	1:S:77:GLU:HA	2.12	0.48
1:U:154:ARG:HG3	1:U:213:LEU:HD21	1.95	0.48
1:W:77:GLU:HA	1:W:77:GLU:OE2	2.12	0.48
1:X:154:ARG:HG3	1:X:213:LEU:HD21	1.95	0.48
1:I:77:GLU:OE2	1:I:77:GLU:HA	2.12	0.48
1:I:240:ASP:OD1	1:I:247:VAL:N	2.29	0.48
1:V:450:ASP:HA	1:V:453:LYS:HB2	1.95	0.48

*Continued on next page...*

*Continued from previous page...*

Atom-1	Atom-2	Interatomic distance (Å)	Clash overlap (Å)
1:I:450:ASP:HA	1:I:453:LYS:HB2	1.95	0.48
1:I:459:LEU:CD2	1:K:459:LEU:HD11	2.43	0.48
1:K:77:GLU:HA	1:K:77:GLU:OE2	2.12	0.48
1:M:42:GLY:HA2	1:N:323:GLU:O	2.13	0.48
1:P:77:GLU:HA	1:P:77:GLU:OE2	2.12	0.48
1:P:240:ASP:OD1	1:P:247:VAL:N	2.29	0.48
1:P:450:ASP:HA	1:P:453:LYS:HB2	1.95	0.48
1:Q:77:GLU:OE2	1:Q:77:GLU:HA	2.12	0.48
1:T:450:ASP:HA	1:T:453:LYS:HB2	1.96	0.48
1:U:77:GLU:HA	1:U:77:GLU:OE2	2.12	0.48
1:L:450:ASP:HA	1:L:453:LYS:HB2	1.96	0.48
1:P:317:ARG:NH2	1:P:326:GLU:OE2	2.40	0.48
1:H:450:ASP:HA	1:H:453:LYS:HB2	1.95	0.48
1:O:188:ARG:HD3	1:O:248:GLN:OE1	2.14	0.48
1:R:450:ASP:HA	1:R:453:LYS:HB2	1.95	0.48
1:W:450:ASP:HA	1:W:453:LYS:HB2	1.95	0.48
1:X:77:GLU:OE2	1:X:77:GLU:HA	2.12	0.48
1:G:188:ARG:HD3	1:G:248:GLN:OE1	2.14	0.48
1:M:188:ARG:HD3	1:M:248:GLN:OE1	2.14	0.48
1:Q:450:ASP:HA	1:Q:453:LYS:HB2	1.95	0.48
1:S:450:ASP:HA	1:S:453:LYS:HB2	1.95	0.48
1:U:317:ARG:NH2	1:U:326:GLU:OE2	2.40	0.48
1:K:317:ARG:NH2	1:K:326:GLU:OE2	2.40	0.48
1:N:450:ASP:HA	1:N:453:LYS:HB2	1.96	0.48
1:H:154:ARG:HG3	1:H:213:LEU:HD21	1.95	0.48
1:N:77:GLU:OE2	1:N:77:GLU:HA	2.12	0.48
1:N:154:ARG:HG3	1:N:213:LEU:HD21	1.95	0.48
1:R:154:ARG:HG3	1:R:213:LEU:HD21	1.95	0.48
1:T:154:ARG:HG3	1:T:213:LEU:HD21	1.95	0.48
1:O:329:ASN:HB3	1:P:412:TYR:HE1	1.77	0.48
1:R:77:GLU:OE2	1:R:77:GLU:HA	2.12	0.48
1:S:154:ARG:HG3	1:S:213:LEU:HD21	1.95	0.48
1:X:188:ARG:HD3	1:X:248:GLN:OE1	2.14	0.48
1:H:77:GLU:OE2	1:H:77:GLU:HA	2.12	0.47
1:J:450:ASP:HA	1:J:453:LYS:HB2	1.96	0.47
1:K:188:ARG:HD3	1:K:248:GLN:OE1	2.14	0.47
1:L:154:ARG:HG3	1:L:213:LEU:HD21	1.95	0.47
1:Q:154:ARG:HG3	1:Q:213:LEU:HD21	1.96	0.47
1:V:154:ARG:HG3	1:V:213:LEU:HD21	1.96	0.47
1:X:317:ARG:NH2	1:X:326:GLU:OE2	2.40	0.47
1:J:154:ARG:HG3	1:J:213:LEU:HD21	1.95	0.47

*Continued on next page...*

*Continued from previous page...*

Atom-1	Atom-2	Interatomic distance (Å)	Clash overlap (Å)
1:S:41:ASN:OD1	1:S:41:ASN:N	2.48	0.47
1:U:188:ARG:HD3	1:U:248:GLN:OE1	2.14	0.47
1:W:239:ILE:HD12	1:W:240:ASP:H	1.79	0.47
1:G:336:ARG:NE	1:I:408:GLU:OE2	2.47	0.47
1:I:239:ILE:HD12	1:I:240:ASP:H	1.79	0.47
1:J:40:THR:O	1:J:41:ASN:C	2.52	0.47
1:M:239:ILE:HD12	1:M:240:ASP:H	1.79	0.47
1:P:239:ILE:HD12	1:P:240:ASP:H	1.79	0.47
1:L:33:THR:C	1:L:35:PRO:HD3	2.35	0.47
1:M:82:THR:OG1	1:M:85:GLU:OE1	2.23	0.47
1:O:82:THR:OG1	1:O:85:GLU:OE1	2.23	0.47
1:T:33:THR:C	1:T:35:PRO:HD3	2.35	0.47
1:W:33:THR:C	1:W:35:PRO:HD3	2.35	0.47
1:K:33:THR:C	1:K:35:PRO:HD3	2.35	0.47
1:I:188:ARG:HD3	1:I:248:GLN:OE1	2.14	0.47
1:J:239:ILE:HD12	1:J:240:ASP:H	1.79	0.47
1:O:239:ILE:HD12	1:O:240:ASP:H	1.79	0.47
1:R:188:ARG:HD3	1:R:248:GLN:OE1	2.14	0.47
1:S:239:ILE:HD12	1:S:240:ASP:H	1.79	0.47
1:V:33:THR:C	1:V:35:PRO:HD3	2.35	0.47
1:X:33:THR:C	1:X:35:PRO:HD3	2.35	0.47
1:G:239:ILE:HD12	1:G:240:ASP:H	1.79	0.47
1:I:33:THR:C	1:I:35:PRO:HD3	2.35	0.47
1:L:188:ARG:HD3	1:L:248:GLN:OE1	2.14	0.47
1:N:188:ARG:HD3	1:N:248:GLN:OE1	2.14	0.47
1:P:33:THR:C	1:P:35:PRO:HD3	2.35	0.47
1:Q:33:THR:C	1:Q:35:PRO:HD3	2.35	0.47
1:Q:188:ARG:HD3	1:Q:248:GLN:OE1	2.14	0.47
1:S:188:ARG:HD3	1:S:248:GLN:OE1	2.14	0.47
1:T:240:ASP:OD1	1:T:247:VAL:N	2.29	0.47
1:U:33:THR:C	1:U:35:PRO:HD3	2.35	0.47
1:V:188:ARG:HD3	1:V:248:GLN:OE1	2.14	0.47
1:W:188:ARG:HD3	1:W:248:GLN:OE1	2.14	0.47
1:H:188:ARG:HD3	1:H:248:GLN:OE1	2.14	0.47
1:P:188:ARG:HD3	1:P:248:GLN:OE1	2.14	0.47
1:Q:239:ILE:HD12	1:Q:240:ASP:H	1.79	0.47
1:R:33:THR:C	1:R:35:PRO:HD3	2.35	0.47
1:T:188:ARG:HD3	1:T:248:GLN:OE1	2.14	0.47
1:V:240:ASP:OD1	1:V:247:VAL:N	2.29	0.47
1:H:33:THR:C	1:H:35:PRO:HD3	2.35	0.47
1:J:33:THR:C	1:J:35:PRO:HD3	2.35	0.47

*Continued on next page...*

*Continued from previous page...*

Atom-1	Atom-2	Interatomic distance (Å)	Clash overlap (Å)
1:L:239:ILE:HD12	1:L:240:ASP:H	1.79	0.47
1:L:240:ASP:OD1	1:L:247:VAL:N	2.29	0.47
1:N:33:THR:C	1:N:35:PRO:HD3	2.35	0.47
1:S:33:THR:C	1:S:35:PRO:HD3	2.35	0.47
1:H:408:GLU:OE2	1:J:336:ARG:NE	2.47	0.47
1:J:188:ARG:HD3	1:J:248:GLN:OE1	2.14	0.47
1:K:239:ILE:HD12	1:K:240:ASP:H	1.79	0.47
1:M:33:THR:C	1:M:35:PRO:HD3	2.35	0.47
1:L:40:THR:O	1:L:41:ASN:O	2.33	0.46
1:M:38:ASN:OD1	1:M:414:GLN:NE2	2.49	0.46
1:O:33:THR:C	1:O:35:PRO:HD3	2.35	0.46
1:V:239:ILE:HD12	1:V:240:ASP:H	1.79	0.46
1:X:239:ILE:HD12	1:X:240:ASP:H	1.79	0.46
1:G:408:GLU:OE2	1:H:336:ARG:NE	2.48	0.46
1:H:239:ILE:HD12	1:H:240:ASP:H	1.79	0.46
1:R:239:ILE:HD12	1:R:240:ASP:H	1.79	0.46
1:T:239:ILE:HD12	1:T:240:ASP:H	1.79	0.46
1:U:239:ILE:HD12	1:U:240:ASP:H	1.79	0.46
1:G:33:THR:C	1:G:35:PRO:HD3	2.35	0.46
1:M:248:GLN:NE2	1:M:250:TYR:HB2	2.19	0.46
1:N:239:ILE:HD12	1:N:240:ASP:H	1.79	0.46
1:I:100:PHE:CE2	1:K:392:ALA:HA	2.51	0.46
1:I:248:GLN:NE2	1:I:250:TYR:HB2	2.19	0.46
1:J:408:GLU:OE2	1:L:336:ARG:NE	2.49	0.46
1:S:38:ASN:OD1	1:S:414:GLN:NE2	2.49	0.46
1:P:248:GLN:NE2	1:P:250:TYR:HB2	2.19	0.46
1:W:248:GLN:NE2	1:W:250:TYR:HB2	2.19	0.45
1:R:239:ILE:H	1:R:239:ILE:HG13	1.50	0.45
1:S:437:TYR:OH	1:T:441:GLN:NE2	2.49	0.45
1:V:369:LEU:HD12	1:W:249:ARG:HH11	1.77	0.45
1:M:37:PHE:CE2	1:M:310:ALA:HB2	2.52	0.45
1:W:103:SER:OG	1:X:49:SER:O	2.34	0.45
1:G:37:PHE:CE2	1:G:310:ALA:HB2	2.52	0.45
1:O:37:PHE:CE2	1:O:310:ALA:HB2	2.52	0.45
1:V:55:GLY:O	1:V:134:GLU:HG2	2.17	0.45
1:K:37:PHE:CE2	1:K:310:ALA:HB2	2.52	0.45
1:P:176:ILE:HD13	1:P:176:ILE:HA	1.83	0.45
1:X:37:PHE:CE2	1:X:310:ALA:HB2	2.52	0.45
1:L:55:GLY:O	1:L:134:GLU:HG2	2.17	0.45
1:N:324:ASN:HD22	1:N:325:VAL:H	1.63	0.45
1:K:103:SER:OG	1:L:49:SER:O	2.35	0.45

*Continued on next page...*

*Continued from previous page...*

Atom-1	Atom-2	Interatomic distance (Å)	Clash overlap (Å)
1:T:55:GLY:O	1:T:134:GLU:HG2	2.17	0.45
1:U:37:PHE:CE2	1:U:310:ALA:HB2	2.52	0.45
1:X:38:ASN:ND2	1:X:414:GLN:HB2	2.32	0.45
1:M:61:GLU:OE1	1:Q:249:ARG:NE	2.40	0.45
1:J:49:SER:O	1:L:103:SER:OG	2.35	0.44
1:S:389:LEU:HD21	1:T:88:GLU:HG2	1.99	0.44
1:I:176:ILE:HD13	1:I:176:ILE:HA	1.83	0.44
1:O:249:ARG:NE	1:X:61:GLU:OE1	2.41	0.44
1:U:100:PHE:HB3	1:V:391:PHE:HE2	1.83	0.44
1:X:37:PHE:O	1:X:38:ASN:HB3	2.17	0.44
1:G:396:TYR:HE1	1:H:107:ALA:HB2	1.83	0.44
1:H:392:ALA:HA	1:J:100:PHE:CE2	2.52	0.44
1:K:55:GLY:O	1:K:134:GLU:HG2	2.17	0.44
1:S:37:PHE:O	1:S:38:ASN:HB3	2.16	0.44
1:S:176:ILE:HD13	1:S:176:ILE:HA	1.83	0.44
1:U:55:GLY:O	1:U:134:GLU:HG2	2.17	0.44
1:X:55:GLY:O	1:X:134:GLU:HG2	2.17	0.44
1:N:37:PHE:CE2	1:N:310:ALA:HB2	2.52	0.44
1:H:37:PHE:CE2	1:H:310:ALA:HB2	2.52	0.44
1:P:55:GLY:O	1:P:134:GLU:HG2	2.17	0.44
1:R:37:PHE:CE2	1:R:310:ALA:HB2	2.52	0.44
1:S:55:GLY:O	1:S:134:GLU:HG2	2.17	0.44
1:W:193:GLU:HB2	1:W:233:TRP:CE3	2.53	0.44
1:I:55:GLY:O	1:I:134:GLU:HG2	2.17	0.44
1:I:193:GLU:HB2	1:I:233:TRP:CE3	2.53	0.44
1:L:112:GLU:O	1:L:116:VAL:HG23	2.18	0.44
1:P:40:THR:OG1	1:P:41:ASN:N	2.48	0.44
1:P:193:GLU:HB2	1:P:233:TRP:CE3	2.53	0.44
1:W:112:GLU:O	1:W:116:VAL:HG23	2.18	0.44
1:W:176:ILE:HD13	1:W:176:ILE:HA	1.83	0.44
1:G:49:SER:O	1:H:103:SER:OG	2.36	0.44
1:I:112:GLU:O	1:I:116:VAL:HG23	2.18	0.44
1:I:441:GLN:NE2	1:K:437:TYR:OH	2.51	0.44
1:J:55:GLY:O	1:J:134:GLU:HG2	2.17	0.44
1:J:112:GLU:O	1:J:116:VAL:HG23	2.18	0.44
1:M:193:GLU:HB2	1:M:233:TRP:CE3	2.53	0.44
1:Q:55:GLY:O	1:Q:134:GLU:HG2	2.17	0.44
1:Q:176:ILE:HD13	1:Q:176:ILE:HA	1.83	0.44
1:Q:329:ASN:HB3	1:R:412:TYR:HE1	1.82	0.44
1:S:112:GLU:O	1:S:116:VAL:HG23	2.18	0.44
1:T:112:GLU:O	1:T:116:VAL:HG23	2.18	0.44

*Continued on next page...*

*Continued from previous page...*

Atom-1	Atom-2	Interatomic distance (Å)	Clash overlap (Å)
1:I:103:SER:OG	1:K:49:SER:O	2.36	0.44
1:J:176:ILE:HD13	1:J:176:ILE:HA	1.83	0.44
1:J:193:GLU:HB2	1:J:233:TRP:CE3	2.53	0.44
1:O:75:LEU:HD23	1:O:357:LEU:HD21	2.00	0.44
1:O:193:GLU:HB2	1:O:233:TRP:CE3	2.53	0.44
1:P:112:GLU:O	1:P:116:VAL:HG23	2.18	0.44
1:P:270:GLU:HB2	1:P:271:PRO:HD3	2.00	0.44
1:Q:112:GLU:O	1:Q:116:VAL:HG23	2.18	0.44
1:Q:193:GLU:HB2	1:Q:233:TRP:CE3	2.53	0.44
1:R:193:GLU:HB2	1:R:233:TRP:CE3	2.53	0.44
1:V:75:LEU:HD23	1:V:357:LEU:HD21	2.00	0.44
1:W:55:GLY:O	1:W:134:GLU:HG2	2.17	0.44
1:W:270:GLU:HB2	1:W:271:PRO:HD3	2.00	0.44
1:G:193:GLU:HB2	1:G:233:TRP:CE3	2.53	0.43
1:H:193:GLU:HB2	1:H:233:TRP:CE3	2.53	0.43
1:K:112:GLU:O	1:K:116:VAL:HG23	2.18	0.43
1:M:55:GLY:O	1:M:134:GLU:HG2	2.17	0.43
1:M:270:GLU:HB2	1:M:271:PRO:HD3	2.00	0.43
1:N:129:ILE:HD13	1:N:129:ILE:HA	1.87	0.43
1:N:193:GLU:HB2	1:N:233:TRP:CE3	2.53	0.43
1:P:37:PHE:CE2	1:P:310:ALA:HB2	2.52	0.43
1:V:112:GLU:O	1:V:116:VAL:HG23	2.18	0.43
1:I:37:PHE:CE2	1:I:310:ALA:HB2	2.52	0.43
1:I:270:GLU:HB2	1:I:271:PRO:HD3	2.00	0.43
1:J:239:ILE:H	1:J:239:ILE:HG13	1.50	0.43
1:L:75:LEU:HD23	1:L:357:LEU:HD21	2.00	0.43
1:M:112:GLU:O	1:M:116:VAL:HG23	2.18	0.43
1:M:455:ILE:O	1:M:459:LEU:HD13	2.18	0.43
1:N:455:ILE:O	1:N:459:LEU:HD13	2.18	0.43
1:O:55:GLY:O	1:O:134:GLU:HG2	2.17	0.43
1:P:455:ILE:O	1:P:459:LEU:HD13	2.18	0.43
1:R:55:GLY:O	1:R:134:GLU:HG2	2.17	0.43
1:S:193:GLU:HB2	1:S:233:TRP:CE3	2.53	0.43
1:S:455:ILE:O	1:S:459:LEU:HD13	2.18	0.43
1:T:75:LEU:HD23	1:T:357:LEU:HD21	2.00	0.43
1:U:112:GLU:O	1:U:116:VAL:HG23	2.18	0.43
1:W:37:PHE:CE2	1:W:310:ALA:HB2	2.52	0.43
1:W:455:ILE:O	1:W:459:LEU:HD13	2.18	0.43
1:X:193:GLU:HB2	1:X:233:TRP:CE3	2.53	0.43
1:G:75:LEU:HD23	1:G:357:LEU:HD21	2.00	0.43
1:G:100:PHE:CE2	1:I:392:ALA:HA	2.53	0.43

*Continued on next page...*



*Continued from previous page...*

Atom-1	Atom-2	Interatomic distance (Å)	Clash overlap (Å)
1:H:55:GLY:O	1:H:134:GLU:HG2	2.17	0.43
1:H:129:ILE:HD13	1:H:129:ILE:HA	1.87	0.43
1:I:455:ILE:O	1:I:459:LEU:HD13	2.18	0.43
1:J:455:ILE:O	1:J:459:LEU:HD13	2.18	0.43
1:K:193:GLU:HB2	1:K:233:TRP:CE3	2.53	0.43
1:M:75:LEU:HD23	1:M:357:LEU:HD21	2.00	0.43
1:N:55:GLY:O	1:N:134:GLU:HG2	2.17	0.43
1:R:455:ILE:O	1:R:459:LEU:HD13	2.18	0.43
1:U:193:GLU:HB2	1:U:233:TRP:CE3	2.53	0.43
1:U:270:GLU:HB2	1:U:271:PRO:HD3	2.00	0.43
1:G:55:GLY:O	1:G:134:GLU:HG2	2.17	0.43
1:G:455:ILE:O	1:G:459:LEU:HD13	2.18	0.43
1:H:112:GLU:O	1:H:116:VAL:HG23	2.18	0.43
1:H:455:ILE:O	1:H:459:LEU:HD13	2.18	0.43
1:K:40:THR:O	1:K:41:ASN:O	2.36	0.43
1:K:270:GLU:HB2	1:K:271:PRO:HD3	2.00	0.43
1:O:112:GLU:O	1:O:116:VAL:HG23	2.18	0.43
1:O:270:GLU:HB2	1:O:271:PRO:HD3	2.00	0.43
1:O:455:ILE:O	1:O:459:LEU:HD13	2.18	0.43
1:Q:455:ILE:O	1:Q:459:LEU:HD13	2.19	0.43
1:V:378:ASN:HB2	1:W:237:PHE:CE1	2.53	0.43
1:X:112:GLU:O	1:X:116:VAL:HG23	2.18	0.43
1:G:103:SER:OG	1:I:49:SER:O	2.37	0.43
1:G:270:GLU:HB2	1:G:271:PRO:HD3	2.00	0.43
1:I:107:ALA:HB2	1:K:396:TYR:HE1	1.83	0.43
1:N:75:LEU:HD23	1:N:357:LEU:HD21	2.00	0.43
1:N:112:GLU:O	1:N:116:VAL:HG23	2.18	0.43
1:P:38:ASN:OD1	1:P:414:GLN:NE2	2.52	0.43
1:Q:239:ILE:H	1:Q:239:ILE:HG13	1.50	0.43
1:R:112:GLU:O	1:R:116:VAL:HG23	2.18	0.43
1:X:270:GLU:HB2	1:X:271:PRO:HD3	2.00	0.43
1:X:389:LEU:HD12	1:X:389:LEU:HA	1.88	0.43
1:X:455:ILE:O	1:X:459:LEU:HD13	2.18	0.43
1:G:112:GLU:O	1:G:116:VAL:HG23	2.18	0.43
1:H:396:TYR:HE1	1:J:107:ALA:HB2	1.84	0.43
1:I:75:LEU:HD23	1:I:357:LEU:HD21	2.00	0.43
1:S:239:ILE:H	1:S:239:ILE:HG13	1.50	0.43
1:T:440:GLU:OE2	1:T:443:ARG:NH2	2.52	0.43
1:V:440:GLU:OE2	1:V:443:ARG:NH2	2.52	0.43
1:W:75:LEU:HD23	1:W:357:LEU:HD21	2.00	0.43
1:G:437:TYR:OH	1:H:441:GLN:NE2	2.52	0.43

*Continued on next page...*

*Continued from previous page...*

Atom-1	Atom-2	Interatomic distance (Å)	Clash overlap (Å)
1:H:75:LEU:HD23	1:H:357:LEU:HD21	2.00	0.43
1:K:455:ILE:O	1:K:459:LEU:HD13	2.18	0.43
1:L:440:GLU:OE2	1:L:443:ARG:NH2	2.52	0.43
1:O:441:GLN:NE2	1:P:437:TYR:OH	2.52	0.43
1:R:389:LEU:HD12	1:R:389:LEU:HA	1.88	0.43
1:S:215:TYR:CE1	1:U:233:TRP:HZ2	2.35	0.43
1:T:270:GLU:HB2	1:T:271:PRO:HD3	2.00	0.43
1:H:389:LEU:HD12	1:H:389:LEU:HA	1.88	0.43
1:K:389:LEU:HD12	1:K:389:LEU:HA	1.88	0.43
1:R:37:PHE:O	1:R:38:ASN:HB3	2.19	0.43
1:R:75:LEU:HD23	1:R:357:LEU:HD21	2.00	0.43
1:U:440:GLU:OE2	1:U:443:ARG:NH2	2.52	0.43
1:U:455:ILE:O	1:U:459:LEU:HD13	2.18	0.43
1:V:270:GLU:HB2	1:V:271:PRO:HD3	2.00	0.43
1:K:440:GLU:OE2	1:K:443:ARG:NH2	2.52	0.43
1:N:389:LEU:HD12	1:N:389:LEU:HA	1.88	0.43
1:P:75:LEU:HD23	1:P:357:LEU:HD21	2.00	0.43
1:P:440:GLU:OE2	1:P:443:ARG:NH2	2.52	0.43
1:Q:103:SER:OG	1:R:49:SER:O	2.37	0.43
1:X:440:GLU:OE2	1:X:443:ARG:NH2	2.52	0.43
1:H:49:SER:O	1:J:103:SER:OG	2.37	0.43
1:I:440:GLU:OE2	1:I:443:ARG:NH2	2.52	0.43
1:J:402:ASN:O	1:J:407:GLN:HG3	2.19	0.43
1:K:441:GLN:NE2	1:L:437:TYR:OH	2.52	0.43
1:L:270:GLU:HB2	1:L:271:PRO:HD3	2.00	0.43
1:L:455:ILE:O	1:L:459:LEU:HD13	2.18	0.43
1:M:440:GLU:OE2	1:M:443:ARG:NH2	2.52	0.43
1:O:402:ASN:O	1:O:407:GLN:HG3	2.19	0.43
1:U:176:ILE:HD13	1:U:176:ILE:HA	1.83	0.43
1:W:440:GLU:OE2	1:W:443:ARG:NH2	2.52	0.43
1:G:402:ASN:O	1:G:407:GLN:HG3	2.19	0.42
1:G:440:GLU:OE2	1:G:443:ARG:NH2	2.52	0.42
1:J:440:GLU:OE1	1:J:440:GLU:HA	2.19	0.42
1:L:193:GLU:HB2	1:L:233:TRP:CE3	2.53	0.42
1:O:440:GLU:OE2	1:O:443:ARG:NH2	2.52	0.42
1:S:440:GLU:OE1	1:S:440:GLU:HA	2.19	0.42
1:S:459:LEU:HD11	1:T:459:LEU:HD23	2.01	0.42
1:T:193:GLU:HB2	1:T:233:TRP:CE3	2.53	0.42
1:G:240:ASP:OD1	1:G:247:VAL:N	2.29	0.42
1:G:392:ALA:HA	1:H:100:PHE:CE2	2.53	0.42
1:M:402:ASN:O	1:M:407:GLN:HG3	2.19	0.42

*Continued on next page...*

*Continued from previous page...*

Atom-1	Atom-2	Interatomic distance (Å)	Clash overlap (Å)
1:N:440:GLU:OE2	1:N:443:ARG:NH2	2.52	0.42
1:Q:440:GLU:OE2	1:Q:443:ARG:NH2	2.52	0.42
1:R:129:ILE:HD13	1:R:129:ILE:HA	1.87	0.42
1:S:440:GLU:OE2	1:S:443:ARG:NH2	2.52	0.42
1:U:75:LEU:HD23	1:U:357:LEU:HD21	2.00	0.42
1:V:193:GLU:HB2	1:V:233:TRP:CE3	2.53	0.42
1:V:455:ILE:O	1:V:459:LEU:HD13	2.18	0.42
1:X:176:ILE:HD13	1:X:176:ILE:HA	1.83	0.42
1:H:440:GLU:OE2	1:H:443:ARG:NH2	2.52	0.42
1:J:440:GLU:OE2	1:J:443:ARG:NH2	2.52	0.42
1:K:75:LEU:HD23	1:K:357:LEU:HD21	2.00	0.42
1:K:100:PHE:CE2	1:L:392:ALA:HA	2.54	0.42
1:Q:129:ILE:HD13	1:Q:129:ILE:HA	1.87	0.42
1:R:270:GLU:HB2	1:R:271:PRO:HD3	2.00	0.42
1:S:402:ASN:O	1:S:407:GLN:HG3	2.19	0.42
1:S:408:GLU:OE2	1:T:336:ARG:NE	2.53	0.42
1:T:455:ILE:O	1:T:459:LEU:HD13	2.18	0.42
1:X:75:LEU:HD23	1:X:357:LEU:HD21	2.00	0.42
1:H:195:GLU:OE2	1:H:196:ASP:N	2.48	0.42
1:H:402:ASN:O	1:H:407:GLN:HG3	2.19	0.42
1:J:129:ILE:HD13	1:J:129:ILE:HA	1.87	0.42
1:J:459:LEU:HD11	1:L:459:LEU:HD23	2.01	0.42
1:M:440:GLU:OE1	1:M:440:GLU:HA	2.20	0.42
1:N:402:ASN:O	1:N:407:GLN:HG3	2.19	0.42
1:O:88:GLU:HG2	1:P:389:LEU:HD21	2.01	0.42
1:O:240:ASP:OD1	1:O:247:VAL:N	2.29	0.42
1:Q:402:ASN:O	1:Q:407:GLN:HG3	2.19	0.42
1:Q:440:GLU:OE1	1:Q:440:GLU:HA	2.20	0.42
1:R:450:ASP:OD2	1:R:450:ASP:N	2.53	0.42
1:U:389:LEU:HD12	1:U:389:LEU:HA	1.88	0.42
1:U:440:GLU:OE1	1:U:440:GLU:HA	2.19	0.42
1:X:402:ASN:O	1:X:407:GLN:HG3	2.19	0.42
1:G:107:ALA:HB2	1:I:396:TYR:HE1	1.84	0.42
1:I:450:ASP:OD2	1:I:450:ASP:N	2.53	0.42
1:K:402:ASN:O	1:K:407:GLN:HG3	2.19	0.42
1:K:440:GLU:OE1	1:K:440:GLU:HA	2.20	0.42
1:M:450:ASP:OD2	1:M:450:ASP:N	2.53	0.42
1:N:195:GLU:OE2	1:N:196:ASP:N	2.48	0.42
1:N:270:GLU:HB2	1:N:271:PRO:HD3	2.00	0.42
1:N:450:ASP:N	1:N:450:ASP:OD2	2.53	0.42
1:P:450:ASP:OD2	1:P:450:ASP:N	2.53	0.42

*Continued on next page...*

*Continued from previous page...*

Atom-1	Atom-2	Interatomic distance (Å)	Clash overlap (Å)
1:R:195:GLU:OE2	1:R:196:ASP:N	2.48	0.42
1:R:402:ASN:O	1:R:407:GLN:HG3	2.19	0.42
1:R:440:GLU:OE2	1:R:443:ARG:NH2	2.52	0.42
1:S:129:ILE:HD13	1:S:129:ILE:HA	1.87	0.42
1:G:440:GLU:OE1	1:G:440:GLU:HA	2.20	0.42
1:G:450:ASP:OD2	1:G:450:ASP:N	2.53	0.42
1:H:270:GLU:HB2	1:H:271:PRO:HD3	2.00	0.42
1:H:450:ASP:OD2	1:H:450:ASP:N	2.53	0.42
1:J:75:LEU:HD23	1:J:357:LEU:HD21	2.00	0.42
1:L:139:ALA:HB3	1:L:288:VAL:HG23	2.02	0.42
1:M:136:VAL:HG22	1:M:291:ARG:HB2	2.02	0.42
1:O:440:GLU:OE1	1:O:440:GLU:HA	2.20	0.42
1:O:450:ASP:OD2	1:O:450:ASP:N	2.53	0.42
1:Q:270:GLU:HB2	1:Q:271:PRO:HD3	2.00	0.42
1:S:270:GLU:HB2	1:S:271:PRO:HD3	2.00	0.42
1:W:450:ASP:OD2	1:W:450:ASP:N	2.53	0.42
1:X:440:GLU:OE1	1:X:440:GLU:HA	2.20	0.42
1:G:459:LEU:HD23	1:I:459:LEU:HD11	2.02	0.42
1:I:136:VAL:HG22	1:I:291:ARG:HB2	2.02	0.42
1:K:176:ILE:HD13	1:K:176:ILE:HA	1.83	0.42
1:K:329:ASN:HB3	1:L:412:TYR:CE1	2.53	0.42
1:N:139:ALA:HB3	1:N:288:VAL:HG23	2.02	0.42
1:R:139:ALA:HB3	1:R:288:VAL:HG23	2.02	0.42
1:T:139:ALA:HB3	1:T:288:VAL:HG23	2.02	0.42
1:U:402:ASN:O	1:U:407:GLN:HG3	2.19	0.42
1:V:139:ALA:HB3	1:V:288:VAL:HG23	2.02	0.42
1:W:136:VAL:HG22	1:W:291:ARG:HB2	2.02	0.42
1:W:402:ASN:O	1:W:407:GLN:HG3	2.19	0.42
1:K:249:ARG:NH1	1:Q:368:TYR:O	2.43	0.42
1:P:136:VAL:HG22	1:P:291:ARG:HB2	2.02	0.42
1:Q:450:ASP:N	1:Q:450:ASP:OD2	2.53	0.42
1:S:75:LEU:HD23	1:S:357:LEU:HD21	2.00	0.42
1:S:450:ASP:N	1:S:450:ASP:OD2	2.53	0.42
1:G:129:ILE:HD13	1:G:129:ILE:HA	1.87	0.42
1:G:136:VAL:HG22	1:G:291:ARG:HB2	2.02	0.42
1:H:139:ALA:HB3	1:H:288:VAL:HG23	2.02	0.42
1:J:450:ASP:OD2	1:J:450:ASP:N	2.53	0.42
1:K:139:ALA:HB3	1:K:288:VAL:HG23	2.02	0.42
1:M:92:GLN:H	1:M:92:GLN:HG2	1.70	0.42
1:M:240:ASP:OD1	1:M:247:VAL:N	2.29	0.42
1:O:136:VAL:HG22	1:O:291:ARG:HB2	2.02	0.42

*Continued on next page...*

*Continued from previous page...*

Atom-1	Atom-2	Interatomic distance (Å)	Clash overlap (Å)
1:P:402:ASN:O	1:P:407:GLN:HG3	2.19	0.42
1:Q:37:PHE:CE2	1:Q:310:ALA:HB2	2.52	0.42
1:Q:158:ARG:NH2	1:Q:208:LEU:O	2.53	0.42
1:R:440:GLU:HA	1:R:440:GLU:OE1	2.19	0.42
1:U:139:ALA:HB3	1:U:288:VAL:HG23	2.02	0.42
1:I:402:ASN:O	1:I:407:GLN:HG3	2.19	0.42
1:J:158:ARG:NH2	1:J:208:LEU:O	2.53	0.42
1:K:450:ASP:OD2	1:K:450:ASP:N	2.53	0.42
1:Q:75:LEU:HD23	1:Q:357:LEU:HD21	2.00	0.42
1:S:37:PHE:CE2	1:S:310:ALA:HB2	2.52	0.42
1:S:158:ARG:NH2	1:S:208:LEU:O	2.53	0.42
1:V:369:LEU:CA	1:W:249:ARG:HH12	2.33	0.42
1:X:139:ALA:HB3	1:X:288:VAL:HG23	2.02	0.42
1:X:450:ASP:N	1:X:450:ASP:OD2	2.53	0.42
1:I:249:ARG:NH1	1:T:368:TYR:O	2.46	0.41
1:J:270:GLU:HB2	1:J:271:PRO:HD3	2.00	0.41
1:L:402:ASN:O	1:L:407:GLN:HG3	2.19	0.41
1:L:450:ASP:N	1:L:450:ASP:OD2	2.53	0.41
1:M:450:ASP:HA	1:M:453:LYS:HD3	2.02	0.41
1:N:440:GLU:OE1	1:N:440:GLU:HA	2.19	0.41
1:O:450:ASP:HA	1:O:453:LYS:HD3	2.02	0.41
1:P:299:THR:HG21	1:P:391:PHE:HZ	1.85	0.41
1:Q:450:ASP:HA	1:Q:453:LYS:HD3	2.02	0.41
1:U:92:GLN:H	1:U:92:GLN:HG2	1.70	0.41
1:V:450:ASP:OD2	1:V:450:ASP:N	2.53	0.41
1:W:299:THR:HG21	1:W:391:PHE:HZ	1.85	0.41
1:H:459:LEU:HD11	1:J:459:LEU:HD23	2.02	0.41
1:I:299:THR:HG21	1:I:391:PHE:HZ	1.85	0.41
1:J:299:THR:HG21	1:J:391:PHE:HZ	1.85	0.41
1:J:392:ALA:HA	1:L:100:PHE:CE2	2.55	0.41
1:L:450:ASP:HA	1:L:453:LYS:HD3	2.02	0.41
1:Q:299:THR:HG21	1:Q:391:PHE:HZ	1.85	0.41
1:S:450:ASP:HA	1:S:453:LYS:HD3	2.02	0.41
1:U:450:ASP:OD2	1:U:450:ASP:N	2.53	0.41
1:V:248:GLN:NE2	1:V:250:TYR:HB2	2.19	0.41
1:V:402:ASN:O	1:V:407:GLN:HG3	2.19	0.41
1:X:136:VAL:HG22	1:X:291:ARG:HB2	2.02	0.41
1:G:450:ASP:HA	1:G:453:LYS:HD3	2.03	0.41
1:H:437:TYR:OH	1:J:441:GLN:NE2	2.53	0.41
1:H:440:GLU:HA	1:H:440:GLU:OE1	2.20	0.41
1:I:450:ASP:HA	1:I:453:LYS:HD3	2.03	0.41

*Continued on next page...*

*Continued from previous page...*

Atom-1	Atom-2	Interatomic distance (Å)	Clash overlap (Å)
1:J:37:PHE:CE2	1:J:310:ALA:HB2	2.52	0.41
1:J:450:ASP:HA	1:J:453:LYS:HD3	2.02	0.41
1:K:136:VAL:HG22	1:K:291:ARG:HB2	2.02	0.41
1:M:234:LEU:HD23	1:M:234:LEU:HA	1.92	0.41
1:Q:200:LEU:HD23	1:Q:200:LEU:HA	1.86	0.41
1:T:402:ASN:O	1:T:407:GLN:HG3	2.19	0.41
1:T:450:ASP:HA	1:T:453:LYS:HD3	2.03	0.41
1:T:450:ASP:OD2	1:T:450:ASP:N	2.53	0.41
1:V:450:ASP:HA	1:V:453:LYS:HD3	2.03	0.41
1:W:139:ALA:HB3	1:W:288:VAL:HG23	2.02	0.41
1:W:450:ASP:HA	1:W:453:LYS:HD3	2.02	0.41
1:G:139:ALA:HB3	1:G:288:VAL:HG23	2.02	0.41
1:K:107:ALA:HB2	1:L:396:TYR:HE1	1.85	0.41
1:M:139:ALA:HB3	1:M:288:VAL:HG23	2.02	0.41
1:O:234:LEU:HD23	1:O:234:LEU:HA	1.92	0.41
1:Q:240:ASP:OD1	1:Q:247:VAL:N	2.29	0.41
1:S:299:THR:HG21	1:S:391:PHE:HZ	1.85	0.41
1:G:92:GLN:H	1:G:92:GLN:HG2	1.69	0.41
1:I:139:ALA:HB3	1:I:288:VAL:HG23	2.02	0.41
1:I:297:ARG:HD3	1:I:364:ALA:HB3	2.03	0.41
1:J:396:TYR:HE1	1:L:107:ALA:HB2	1.85	0.41
1:L:158:ARG:NH2	1:L:208:LEU:O	2.53	0.41
1:L:297:ARG:HD3	1:L:364:ALA:HB3	2.03	0.41
1:O:139:ALA:HB3	1:O:288:VAL:HG23	2.02	0.41
1:P:450:ASP:HA	1:P:453:LYS:HD3	2.03	0.41
1:Q:297:ARG:HD3	1:Q:364:ALA:HB3	2.03	0.41
1:U:450:ASP:HA	1:U:453:LYS:HD3	2.02	0.41
1:G:297:ARG:HD3	1:G:364:ALA:HB3	2.03	0.41
1:G:412:TYR:CE1	1:H:329:ASN:HB3	2.53	0.41
1:H:299:THR:HG21	1:H:391:PHE:HZ	1.85	0.41
1:I:190:ASP:OD1	1:I:190:ASP:O	2.39	0.41
1:K:297:ARG:HD3	1:K:364:ALA:HB3	2.03	0.41
1:K:299:THR:HG21	1:K:391:PHE:HZ	1.85	0.41
1:L:440:GLU:OE1	1:L:440:GLU:HA	2.20	0.41
1:M:158:ARG:NH2	1:M:208:LEU:O	2.53	0.41
1:M:415:ASN:HB3	1:N:329:ASN:ND2	2.27	0.41
1:N:158:ARG:NH2	1:N:208:LEU:O	2.53	0.41
1:O:129:ILE:HD13	1:O:129:ILE:HA	1.87	0.41
1:O:158:ARG:NH2	1:O:208:LEU:O	2.53	0.41
1:O:297:ARG:HD3	1:O:364:ALA:HB3	2.03	0.41
1:O:336:ARG:NE	1:P:408:GLU:OE2	2.54	0.41

*Continued on next page...*

*Continued from previous page...*

Atom-1	Atom-2	Interatomic distance (Å)	Clash overlap (Å)
1:P:297:ARG:HD3	1:P:364:ALA:HB3	2.03	0.41
1:R:158:ARG:NH2	1:R:208:LEU:O	2.54	0.41
1:R:299:THR:HG21	1:R:391:PHE:HZ	1.85	0.41
1:S:136:VAL:HG22	1:S:291:ARG:HB2	2.02	0.41
1:S:240:ASP:OD1	1:S:247:VAL:N	2.29	0.41
1:S:297:ARG:HD3	1:S:364:ALA:HB3	2.03	0.41
1:T:158:ARG:NH2	1:T:208:LEU:O	2.53	0.41
1:T:440:GLU:HA	1:T:440:GLU:OE1	2.20	0.41
1:U:136:VAL:HG22	1:U:291:ARG:HB2	2.02	0.41
1:V:297:ARG:HD3	1:V:364:ALA:HB3	2.03	0.41
1:W:158:ARG:NH2	1:W:208:LEU:O	2.53	0.41
1:W:160:ALA:HA	1:W:265:ARG:NE	2.35	0.41
1:G:160:ALA:HA	1:G:265:ARG:NE	2.35	0.41
1:H:158:ARG:NH2	1:H:208:LEU:O	2.54	0.41
1:H:450:ASP:HA	1:H:453:LYS:HD3	2.02	0.41
1:I:188:ARG:NH1	1:I:248:GLN:OE1	2.53	0.41
1:I:440:GLU:OE1	1:I:440:GLU:HA	2.19	0.41
1:J:136:VAL:HG22	1:J:291:ARG:HB2	2.02	0.41
1:K:38:ASN:HD22	1:K:414:GLN:HB2	1.86	0.41
1:K:450:ASP:HA	1:K:453:LYS:HD3	2.02	0.41
1:M:160:ALA:HA	1:M:265:ARG:NE	2.35	0.41
1:M:297:ARG:HD3	1:M:364:ALA:HB3	2.03	0.41
1:N:136:VAL:HG22	1:N:291:ARG:HB2	2.02	0.41
1:P:190:ASP:OD1	1:P:190:ASP:O	2.39	0.41
1:Q:136:VAL:HG22	1:Q:291:ARG:HB2	2.02	0.41
1:R:136:VAL:HG22	1:R:291:ARG:HB2	2.02	0.41
1:U:297:ARG:HD3	1:U:364:ALA:HB3	2.03	0.41
1:U:299:THR:HG21	1:U:391:PHE:HZ	1.85	0.41
1:W:190:ASP:O	1:W:190:ASP:OD1	2.39	0.41
1:X:297:ARG:HD3	1:X:364:ALA:HB3	2.03	0.41
1:I:158:ARG:NH2	1:I:208:LEU:O	2.53	0.41
1:I:160:ALA:HA	1:I:265:ARG:NE	2.36	0.41
1:J:240:ASP:OD1	1:J:247:VAL:N	2.29	0.41
1:J:290:VAL:CG2	1:J:373:THR:HG21	2.51	0.41
1:J:297:ARG:HD3	1:J:364:ALA:HB3	2.03	0.41
1:L:248:GLN:NE2	1:L:250:TYR:HB2	2.19	0.41
1:M:190:ASP:OD1	1:M:190:ASP:O	2.39	0.41
1:N:450:ASP:HA	1:N:453:LYS:HD3	2.02	0.41
1:O:190:ASP:OD1	1:O:190:ASP:O	2.39	0.41
1:P:139:ALA:HB3	1:P:288:VAL:HG23	2.02	0.41
1:P:188:ARG:NH1	1:P:248:GLN:OE1	2.53	0.41

*Continued on next page...*

*Continued from previous page...*

Atom-1	Atom-2	Interatomic distance (Å)	Clash overlap (Å)
1:R:297:ARG:HD3	1:R:364:ALA:HB3	2.03	0.41
1:R:450:ASP:HA	1:R:453:LYS:HD3	2.03	0.41
1:S:200:LEU:HD23	1:S:200:LEU:HA	1.86	0.41
1:T:154:ARG:HE	1:T:154:ARG:HB3	1.71	0.41
1:T:248:GLN:NE2	1:T:250:TYR:HB2	2.19	0.41
1:T:297:ARG:HD3	1:T:364:ALA:HB3	2.03	0.41
1:V:158:ARG:NH2	1:V:208:LEU:O	2.53	0.41
1:W:440:GLU:OE1	1:W:440:GLU:HA	2.20	0.41
1:X:299:THR:HG21	1:X:391:PHE:HZ	1.85	0.41
1:G:158:ARG:NH2	1:G:208:LEU:O	2.54	0.41
1:G:190:ASP:OD1	1:G:190:ASP:O	2.39	0.41
1:G:290:VAL:CG2	1:G:373:THR:HG21	2.51	0.41
1:G:299:THR:HG21	1:G:391:PHE:HZ	1.85	0.41
1:H:136:VAL:HG22	1:H:291:ARG:HB2	2.02	0.41
1:H:297:ARG:HD3	1:H:364:ALA:HB3	2.03	0.41
1:J:200:LEU:HD23	1:J:200:LEU:HA	1.87	0.41
1:L:290:VAL:CG2	1:L:373:THR:HG21	2.51	0.41
1:M:129:ILE:HD13	1:M:129:ILE:HA	1.87	0.41
1:M:299:THR:HG21	1:M:391:PHE:HZ	1.85	0.41
1:N:176:ILE:HA	1:N:176:ILE:HD13	1.83	0.41
1:N:297:ARG:HD3	1:N:364:ALA:HB3	2.03	0.41
1:N:299:THR:HG21	1:N:391:PHE:HZ	1.86	0.41
1:O:160:ALA:HA	1:O:265:ARG:NE	2.36	0.41
1:O:290:VAL:CG2	1:O:373:THR:HG21	2.51	0.41
1:O:299:THR:HG21	1:O:391:PHE:HZ	1.85	0.41
1:P:158:ARG:NH2	1:P:208:LEU:O	2.53	0.41
1:P:440:GLU:OE1	1:P:440:GLU:HA	2.19	0.41
1:Q:290:VAL:CG2	1:Q:373:THR:HG21	2.51	0.41
1:S:396:TYR:HE1	1:T:107:ALA:HB2	1.86	0.41
1:T:136:VAL:HG22	1:T:291:ARG:HB2	2.02	0.41
1:U:248:GLN:NE2	1:U:250:TYR:HB2	2.19	0.41
1:V:290:VAL:CG2	1:V:373:THR:HG21	2.51	0.41
1:V:440:GLU:HA	1:V:440:GLU:OE1	2.20	0.41
1:W:188:ARG:NH1	1:W:248:GLN:OE1	2.53	0.41
1:W:297:ARG:HD3	1:W:364:ALA:HB3	2.03	0.41
1:X:158:ARG:NH2	1:X:208:LEU:O	2.53	0.41
1:X:248:GLN:NE2	1:X:250:TYR:HB2	2.20	0.41
1:X:450:ASP:HA	1:X:453:LYS:HD3	2.03	0.41
1:J:234:LEU:HD23	1:J:234:LEU:HA	1.92	0.41
1:L:136:VAL:HG22	1:L:291:ARG:HB2	2.02	0.41
1:L:368:TYR:O	1:P:249:ARG:NH1	2.46	0.41

*Continued on next page...*



*Continued from previous page...*

Atom-1	Atom-2	Interatomic distance (Å)	Clash overlap (Å)
1:M:40:THR:OG1	1:M:41:ASN:N	2.52	0.41
1:S:188:ARG:NH1	1:S:248:GLN:OE1	2.53	0.41
1:S:290:VAL:CG2	1:S:373:THR:HG21	2.51	0.41
1:T:290:VAL:CG2	1:T:373:THR:HG21	2.51	0.41
1:U:158:ARG:NH2	1:U:208:LEU:O	2.53	0.41
1:V:136:VAL:HG22	1:V:291:ARG:HB2	2.02	0.41
1:V:154:ARG:HE	1:V:154:ARG:HB3	1.71	0.41
1:W:290:VAL:CG2	1:W:373:THR:HG21	2.51	0.41
1:K:158:ARG:NH2	1:K:208:LEU:O	2.53	0.40
1:K:190:ASP:OD1	1:K:190:ASP:O	2.39	0.40
1:M:290:VAL:CG2	1:M:373:THR:HG21	2.51	0.40
1:P:200:LEU:HD23	1:P:200:LEU:HA	1.87	0.40
1:Q:88:GLU:HG2	1:R:389:LEU:HD21	2.03	0.40
1:Q:188:ARG:NH1	1:Q:248:GLN:OE1	2.53	0.40
1:R:190:ASP:OD1	1:R:190:ASP:O	2.39	0.40
1:T:389:LEU:HD12	1:T:389:LEU:HA	1.88	0.40
1:U:190:ASP:OD1	1:U:190:ASP:O	2.39	0.40
1:V:143:ASP:OD1	1:V:379:ASP:HA	2.22	0.40
1:H:190:ASP:OD1	1:H:190:ASP:O	2.39	0.40
1:J:459:LEU:HD11	1:L:459:LEU:CD2	2.51	0.40
1:N:190:ASP:OD1	1:N:190:ASP:O	2.39	0.40
1:O:103:SER:OG	1:P:49:SER:O	2.38	0.40
1:S:49:SER:O	1:T:103:SER:OG	2.39	0.40
1:T:143:ASP:OD1	1:T:379:ASP:HA	2.22	0.40
1:U:290:VAL:CG2	1:U:373:THR:HG21	2.51	0.40
1:W:323:GLU:O	1:X:42:GLY:HA2	2.21	0.40
1:X:190:ASP:OD1	1:X:190:ASP:O	2.39	0.40
1:I:40:THR:O	1:I:41:ASN:C	2.59	0.40
1:I:290:VAL:CG2	1:I:373:THR:HG21	2.51	0.40
1:I:329:ASN:HB3	1:K:412:TYR:CE1	2.54	0.40
1:K:290:VAL:CG2	1:K:373:THR:HG21	2.51	0.40
1:L:302:ARG:HE	1:L:302:ARG:HB3	1.76	0.40
1:N:143:ASP:OD1	1:N:379:ASP:HA	2.21	0.40
1:P:290:VAL:CG2	1:P:373:THR:HG21	2.51	0.40
1:Q:139:ALA:HB3	1:Q:288:VAL:HG23	2.02	0.40
1:V:37:PHE:CE2	1:V:310:ALA:HB2	2.52	0.40
1:V:389:LEU:HD12	1:V:389:LEU:HA	1.88	0.40
1:W:67:LEU:HD23	1:W:67:LEU:HA	1.97	0.40
1:G:195:GLU:OE2	1:G:196:ASP:N	2.48	0.40
1:H:143:ASP:OD1	1:H:379:ASP:HA	2.22	0.40
1:H:157:LEU:HD23	1:H:157:LEU:HA	1.95	0.40

*Continued on next page...*

Continued from previous page...

Atom-1	Atom-2	Interatomic distance (Å)	Clash overlap (Å)
1:H:176:ILE:HA	1:H:176:ILE:HD13	1.83	0.40
1:J:188:ARG:NH1	1:J:248:GLN:OE1	2.53	0.40
1:J:249:ARG:NH1	1:O:368:TYR:O	2.43	0.40
1:J:302:ARG:O	1:J:306:ARG:HG2	2.22	0.40
1:K:248:GLN:NE2	1:K:250:TYR:HB2	2.19	0.40
1:L:143:ASP:OD1	1:L:379:ASP:HA	2.22	0.40
1:Q:190:ASP:OD1	1:Q:190:ASP:O	2.39	0.40
1:Q:389:LEU:HD12	1:Q:389:LEU:HA	1.88	0.40
1:R:143:ASP:OD1	1:R:379:ASP:HA	2.22	0.40
1:S:234:LEU:HD23	1:S:234:LEU:HA	1.92	0.40
1:T:37:PHE:CE2	1:T:310:ALA:HB2	2.52	0.40
1:W:200:LEU:HD23	1:W:200:LEU:HA	1.87	0.40
1:X:290:VAL:CG2	1:X:373:THR:HG21	2.51	0.40
1:L:154:ARG:HE	1:L:154:ARG:HB3	1.71	0.40
1:M:195:GLU:OE2	1:M:196:ASP:N	2.48	0.40
1:N:67:LEU:HD23	1:N:67:LEU:HA	1.97	0.40
1:Q:302:ARG:O	1:Q:306:ARG:HG2	2.22	0.40
1:R:176:ILE:HA	1:R:176:ILE:HD13	1.83	0.40
1:X:187:ASN:HD21	1:X:191:ARG:NH1	2.20	0.40

There are no symmetry-related clashes.

## 5.3 Torsion angles [i](#)

### 5.3.1 Protein backbone [i](#)

In the following table, the Percentiles column shows the percent Ramachandran outliers of the chain as a percentile score with respect to all PDB entries followed by that with respect to all EM entries.

The Analysed column shows the number of residues for which the backbone conformation was analysed, and the total number of residues.

Mol	Chain	Analysed	Favoured	Allowed	Outliers	Percentiles
1	G	430/432 (100%)	412 (96%)	17 (4%)	1 (0%)	44 64
1	H	430/432 (100%)	412 (96%)	16 (4%)	2 (0%)	25 44
1	I	430/432 (100%)	411 (96%)	18 (4%)	1 (0%)	44 64
1	J	430/432 (100%)	411 (96%)	18 (4%)	1 (0%)	44 64
1	K	430/432 (100%)	410 (95%)	18 (4%)	2 (0%)	25 44

Continued on next page...

Continued from previous page...

Mol	Chain	Analysed	Favoured	Allowed	Outliers	Percentiles	
1	L	430/432 (100%)	411 (96%)	17 (4%)	2 (0%)	25	44
1	M	430/432 (100%)	411 (96%)	17 (4%)	2 (0%)	25	44
1	N	430/432 (100%)	411 (96%)	18 (4%)	1 (0%)	44	64
1	O	430/432 (100%)	412 (96%)	17 (4%)	1 (0%)	44	64
1	P	430/432 (100%)	410 (95%)	19 (4%)	1 (0%)	44	64
1	Q	430/432 (100%)	411 (96%)	18 (4%)	1 (0%)	44	64
1	R	430/432 (100%)	412 (96%)	17 (4%)	1 (0%)	44	64
1	S	430/432 (100%)	410 (95%)	18 (4%)	2 (0%)	25	44
1	T	430/432 (100%)	412 (96%)	17 (4%)	1 (0%)	44	64
1	U	430/432 (100%)	411 (96%)	17 (4%)	2 (0%)	25	44
1	V	430/432 (100%)	412 (96%)	17 (4%)	1 (0%)	44	64
1	W	430/432 (100%)	411 (96%)	18 (4%)	1 (0%)	44	64
1	X	430/432 (100%)	410 (95%)	18 (4%)	2 (0%)	25	44
All	All	7740/7776 (100%)	7400 (96%)	315 (4%)	25 (0%)	38	56

All (25) Ramachandran outliers are listed below:

Mol	Chain	Res	Type
1	H	39	ILE
1	I	41	ASN
1	K	39	ILE
1	L	39	ILE
1	M	39	ILE
1	P	39	ILE
1	Q	39	ILE
1	R	39	ILE
1	S	38	ASN
1	S	40	THR
1	U	39	ILE
1	W	39	ILE
1	X	39	ILE
1	G	39	ILE
1	J	41	ASN
1	K	41	ASN
1	L	41	ASN
1	N	39	ILE
1	T	39	ILE

Continued on next page...

*Continued from previous page...*

Mol	Chain	Res	Type
1	V	39	ILE
1	H	41	ASN
1	O	39	ILE
1	M	40	THR
1	U	41	ASN
1	X	38	ASN

### 5.3.2 Protein sidechains [i](#)

In the following table, the Percentiles column shows the percent sidechain outliers of the chain as a percentile score with respect to all PDB entries followed by that with respect to all EM entries.

The Analysed column shows the number of residues for which the sidechain conformation was analysed, and the total number of residues.

Mol	Chain	Analysed	Rotameric	Outliers	Percentiles	
1	G	336/337 (100%)	307 (91%)	29 (9%)	8	18
1	H	336/337 (100%)	307 (91%)	29 (9%)	8	18
1	I	336/337 (100%)	308 (92%)	28 (8%)	9	19
1	J	336/337 (100%)	307 (91%)	29 (9%)	8	18
1	K	336/337 (100%)	307 (91%)	29 (9%)	8	18
1	L	336/337 (100%)	307 (91%)	29 (9%)	8	18
1	M	336/337 (100%)	308 (92%)	28 (8%)	9	19
1	N	336/337 (100%)	306 (91%)	30 (9%)	8	17
1	O	336/337 (100%)	308 (92%)	28 (8%)	9	19
1	P	336/337 (100%)	308 (92%)	28 (8%)	9	19
1	Q	336/337 (100%)	308 (92%)	28 (8%)	9	19
1	R	336/337 (100%)	308 (92%)	28 (8%)	9	19
1	S	336/337 (100%)	307 (91%)	29 (9%)	8	18
1	T	336/337 (100%)	308 (92%)	28 (8%)	9	19
1	U	336/337 (100%)	308 (92%)	28 (8%)	9	19
1	V	336/337 (100%)	308 (92%)	28 (8%)	9	19
1	W	336/337 (100%)	308 (92%)	28 (8%)	9	19
1	X	336/337 (100%)	307 (91%)	29 (9%)	8	18
All	All	6048/6066 (100%)	5535 (92%)	513 (8%)	11	18

All (513) residues with a non-rotameric sidechain are listed below:

Mol	Chain	Res	Type
1	G	37	PHE
1	G	38	ASN
1	G	41	ASN
1	G	45	ASP
1	G	88	GLU
1	G	91	LEU
1	G	135	SER
1	G	181	ASP
1	G	184	ASN
1	G	188	ARG
1	G	195	GLU
1	G	202	THR
1	G	231	PHE
1	G	232	GLU
1	G	239	ILE
1	G	249	ARG
1	G	251	HIS
1	G	259	LYS
1	G	261	GLU
1	G	275	ASP
1	G	306	ARG
1	G	336	ARG
1	G	355	SER
1	G	378	ASN
1	G	381	ASP
1	G	398	LYS
1	G	421	ARG
1	G	450	ASP
1	G	461	LYS
1	H	37	PHE
1	H	38	ASN
1	H	41	ASN
1	H	45	ASP
1	H	88	GLU
1	H	91	LEU
1	H	135	SER
1	H	181	ASP
1	H	184	ASN
1	H	188	ARG
1	H	195	GLU
1	H	202	THR
1	H	231	PHE

*Continued on next page...*

*Continued from previous page...*

<b>Mol</b>	<b>Chain</b>	<b>Res</b>	<b>Type</b>
1	H	232	GLU
1	H	239	ILE
1	H	249	ARG
1	H	251	HIS
1	H	259	LYS
1	H	261	GLU
1	H	275	ASP
1	H	306	ARG
1	H	336	ARG
1	H	355	SER
1	H	378	ASN
1	H	381	ASP
1	H	398	LYS
1	H	421	ARG
1	H	450	ASP
1	H	461	LYS
1	I	37	PHE
1	I	41	ASN
1	I	45	ASP
1	I	88	GLU
1	I	91	LEU
1	I	135	SER
1	I	181	ASP
1	I	184	ASN
1	I	188	ARG
1	I	195	GLU
1	I	202	THR
1	I	231	PHE
1	I	232	GLU
1	I	239	ILE
1	I	249	ARG
1	I	251	HIS
1	I	259	LYS
1	I	261	GLU
1	I	275	ASP
1	I	306	ARG
1	I	336	ARG
1	I	355	SER
1	I	378	ASN
1	I	381	ASP
1	I	398	LYS
1	I	421	ARG

*Continued on next page...*

*Continued from previous page...*

<b>Mol</b>	<b>Chain</b>	<b>Res</b>	<b>Type</b>
1	I	450	ASP
1	I	461	LYS
1	J	37	PHE
1	J	38	ASN
1	J	41	ASN
1	J	45	ASP
1	J	88	GLU
1	J	91	LEU
1	J	135	SER
1	J	181	ASP
1	J	184	ASN
1	J	188	ARG
1	J	195	GLU
1	J	202	THR
1	J	231	PHE
1	J	232	GLU
1	J	239	ILE
1	J	249	ARG
1	J	251	HIS
1	J	259	LYS
1	J	261	GLU
1	J	275	ASP
1	J	306	ARG
1	J	336	ARG
1	J	355	SER
1	J	378	ASN
1	J	381	ASP
1	J	398	LYS
1	J	421	ARG
1	J	450	ASP
1	J	461	LYS
1	K	37	PHE
1	K	38	ASN
1	K	41	ASN
1	K	45	ASP
1	K	88	GLU
1	K	91	LEU
1	K	135	SER
1	K	181	ASP
1	K	184	ASN
1	K	188	ARG
1	K	195	GLU

*Continued on next page...*

*Continued from previous page...*

<b>Mol</b>	<b>Chain</b>	<b>Res</b>	<b>Type</b>
1	K	202	THR
1	K	231	PHE
1	K	232	GLU
1	K	239	ILE
1	K	249	ARG
1	K	251	HIS
1	K	259	LYS
1	K	261	GLU
1	K	275	ASP
1	K	306	ARG
1	K	336	ARG
1	K	355	SER
1	K	378	ASN
1	K	381	ASP
1	K	398	LYS
1	K	421	ARG
1	K	450	ASP
1	K	461	LYS
1	L	37	PHE
1	L	38	ASN
1	L	41	ASN
1	L	45	ASP
1	L	88	GLU
1	L	91	LEU
1	L	135	SER
1	L	181	ASP
1	L	184	ASN
1	L	188	ARG
1	L	195	GLU
1	L	202	THR
1	L	231	PHE
1	L	232	GLU
1	L	239	ILE
1	L	249	ARG
1	L	251	HIS
1	L	259	LYS
1	L	261	GLU
1	L	275	ASP
1	L	306	ARG
1	L	336	ARG
1	L	355	SER
1	L	378	ASN

*Continued on next page...*



*Continued from previous page...*

<b>Mol</b>	<b>Chain</b>	<b>Res</b>	<b>Type</b>
1	L	381	ASP
1	L	398	LYS
1	L	421	ARG
1	L	450	ASP
1	L	461	LYS
1	M	37	PHE
1	M	41	ASN
1	M	45	ASP
1	M	88	GLU
1	M	91	LEU
1	M	135	SER
1	M	181	ASP
1	M	184	ASN
1	M	188	ARG
1	M	195	GLU
1	M	202	THR
1	M	231	PHE
1	M	232	GLU
1	M	239	ILE
1	M	249	ARG
1	M	251	HIS
1	M	259	LYS
1	M	261	GLU
1	M	275	ASP
1	M	306	ARG
1	M	336	ARG
1	M	355	SER
1	M	378	ASN
1	M	381	ASP
1	M	398	LYS
1	M	421	ARG
1	M	450	ASP
1	M	461	LYS
1	N	37	PHE
1	N	41	ASN
1	N	45	ASP
1	N	88	GLU
1	N	91	LEU
1	N	135	SER
1	N	181	ASP
1	N	184	ASN
1	N	188	ARG

*Continued on next page...*

*Continued from previous page...*

<b>Mol</b>	<b>Chain</b>	<b>Res</b>	<b>Type</b>
1	N	195	GLU
1	N	202	THR
1	N	231	PHE
1	N	232	GLU
1	N	239	ILE
1	N	249	ARG
1	N	251	HIS
1	N	259	LYS
1	N	261	GLU
1	N	275	ASP
1	N	306	ARG
1	N	323	GLU
1	N	324	ASN
1	N	336	ARG
1	N	355	SER
1	N	378	ASN
1	N	381	ASP
1	N	398	LYS
1	N	421	ARG
1	N	450	ASP
1	N	461	LYS
1	O	37	PHE
1	O	41	ASN
1	O	45	ASP
1	O	88	GLU
1	O	91	LEU
1	O	135	SER
1	O	181	ASP
1	O	184	ASN
1	O	188	ARG
1	O	195	GLU
1	O	202	THR
1	O	231	PHE
1	O	232	GLU
1	O	239	ILE
1	O	249	ARG
1	O	251	HIS
1	O	259	LYS
1	O	261	GLU
1	O	275	ASP
1	O	306	ARG
1	O	336	ARG

*Continued on next page...*

*Continued from previous page...*

<b>Mol</b>	<b>Chain</b>	<b>Res</b>	<b>Type</b>
1	O	355	SER
1	O	378	ASN
1	O	381	ASP
1	O	398	LYS
1	O	421	ARG
1	O	450	ASP
1	O	461	LYS
1	P	37	PHE
1	P	41	ASN
1	P	45	ASP
1	P	88	GLU
1	P	91	LEU
1	P	135	SER
1	P	181	ASP
1	P	184	ASN
1	P	188	ARG
1	P	195	GLU
1	P	202	THR
1	P	231	PHE
1	P	232	GLU
1	P	239	ILE
1	P	249	ARG
1	P	251	HIS
1	P	259	LYS
1	P	261	GLU
1	P	275	ASP
1	P	306	ARG
1	P	336	ARG
1	P	355	SER
1	P	378	ASN
1	P	381	ASP
1	P	398	LYS
1	P	421	ARG
1	P	450	ASP
1	P	461	LYS
1	Q	37	PHE
1	Q	41	ASN
1	Q	45	ASP
1	Q	88	GLU
1	Q	91	LEU
1	Q	135	SER
1	Q	181	ASP

*Continued on next page...*

*Continued from previous page...*

<b>Mol</b>	<b>Chain</b>	<b>Res</b>	<b>Type</b>
1	Q	184	ASN
1	Q	188	ARG
1	Q	195	GLU
1	Q	202	THR
1	Q	231	PHE
1	Q	232	GLU
1	Q	239	ILE
1	Q	249	ARG
1	Q	251	HIS
1	Q	259	LYS
1	Q	261	GLU
1	Q	275	ASP
1	Q	306	ARG
1	Q	336	ARG
1	Q	355	SER
1	Q	378	ASN
1	Q	381	ASP
1	Q	398	LYS
1	Q	421	ARG
1	Q	450	ASP
1	Q	461	LYS
1	R	37	PHE
1	R	41	ASN
1	R	45	ASP
1	R	88	GLU
1	R	91	LEU
1	R	135	SER
1	R	181	ASP
1	R	184	ASN
1	R	188	ARG
1	R	195	GLU
1	R	202	THR
1	R	231	PHE
1	R	232	GLU
1	R	239	ILE
1	R	249	ARG
1	R	251	HIS
1	R	259	LYS
1	R	261	GLU
1	R	275	ASP
1	R	306	ARG
1	R	336	ARG

*Continued on next page...*

*Continued from previous page...*

<b>Mol</b>	<b>Chain</b>	<b>Res</b>	<b>Type</b>
1	R	355	SER
1	R	378	ASN
1	R	381	ASP
1	R	398	LYS
1	R	421	ARG
1	R	450	ASP
1	R	461	LYS
1	S	37	PHE
1	S	40	THR
1	S	41	ASN
1	S	45	ASP
1	S	88	GLU
1	S	91	LEU
1	S	135	SER
1	S	181	ASP
1	S	184	ASN
1	S	188	ARG
1	S	195	GLU
1	S	202	THR
1	S	231	PHE
1	S	232	GLU
1	S	239	ILE
1	S	249	ARG
1	S	251	HIS
1	S	259	LYS
1	S	261	GLU
1	S	275	ASP
1	S	306	ARG
1	S	336	ARG
1	S	355	SER
1	S	378	ASN
1	S	381	ASP
1	S	398	LYS
1	S	421	ARG
1	S	450	ASP
1	S	461	LYS
1	T	37	PHE
1	T	41	ASN
1	T	45	ASP
1	T	88	GLU
1	T	91	LEU
1	T	135	SER

*Continued on next page...*

*Continued from previous page...*

<b>Mol</b>	<b>Chain</b>	<b>Res</b>	<b>Type</b>
1	T	181	ASP
1	T	184	ASN
1	T	188	ARG
1	T	195	GLU
1	T	202	THR
1	T	231	PHE
1	T	232	GLU
1	T	239	ILE
1	T	249	ARG
1	T	251	HIS
1	T	259	LYS
1	T	261	GLU
1	T	275	ASP
1	T	306	ARG
1	T	336	ARG
1	T	355	SER
1	T	378	ASN
1	T	381	ASP
1	T	398	LYS
1	T	421	ARG
1	T	450	ASP
1	T	461	LYS
1	U	37	PHE
1	U	41	ASN
1	U	45	ASP
1	U	88	GLU
1	U	91	LEU
1	U	135	SER
1	U	181	ASP
1	U	184	ASN
1	U	188	ARG
1	U	195	GLU
1	U	202	THR
1	U	231	PHE
1	U	232	GLU
1	U	239	ILE
1	U	249	ARG
1	U	251	HIS
1	U	259	LYS
1	U	261	GLU
1	U	275	ASP
1	U	306	ARG

*Continued on next page...*

*Continued from previous page...*

<b>Mol</b>	<b>Chain</b>	<b>Res</b>	<b>Type</b>
1	U	336	ARG
1	U	355	SER
1	U	378	ASN
1	U	381	ASP
1	U	398	LYS
1	U	421	ARG
1	U	450	ASP
1	U	461	LYS
1	V	37	PHE
1	V	41	ASN
1	V	45	ASP
1	V	88	GLU
1	V	91	LEU
1	V	135	SER
1	V	181	ASP
1	V	184	ASN
1	V	188	ARG
1	V	195	GLU
1	V	202	THR
1	V	231	PHE
1	V	232	GLU
1	V	239	ILE
1	V	249	ARG
1	V	251	HIS
1	V	259	LYS
1	V	261	GLU
1	V	275	ASP
1	V	306	ARG
1	V	336	ARG
1	V	355	SER
1	V	378	ASN
1	V	381	ASP
1	V	398	LYS
1	V	421	ARG
1	V	450	ASP
1	V	461	LYS
1	W	37	PHE
1	W	41	ASN
1	W	45	ASP
1	W	88	GLU
1	W	91	LEU
1	W	135	SER

*Continued on next page...*

*Continued from previous page...*

<b>Mol</b>	<b>Chain</b>	<b>Res</b>	<b>Type</b>
1	W	181	ASP
1	W	184	ASN
1	W	188	ARG
1	W	195	GLU
1	W	202	THR
1	W	231	PHE
1	W	232	GLU
1	W	239	ILE
1	W	249	ARG
1	W	251	HIS
1	W	259	LYS
1	W	261	GLU
1	W	275	ASP
1	W	306	ARG
1	W	336	ARG
1	W	355	SER
1	W	378	ASN
1	W	381	ASP
1	W	398	LYS
1	W	421	ARG
1	W	450	ASP
1	W	461	LYS
1	X	37	PHE
1	X	41	ASN
1	X	45	ASP
1	X	88	GLU
1	X	91	LEU
1	X	135	SER
1	X	181	ASP
1	X	184	ASN
1	X	188	ARG
1	X	195	GLU
1	X	202	THR
1	X	231	PHE
1	X	232	GLU
1	X	239	ILE
1	X	249	ARG
1	X	251	HIS
1	X	259	LYS
1	X	261	GLU
1	X	263	ASP
1	X	275	ASP

*Continued on next page...*



*Continued from previous page...*

Mol	Chain	Res	Type
1	X	306	ARG
1	X	336	ARG
1	X	355	SER
1	X	378	ASN
1	X	381	ASP
1	X	398	LYS
1	X	421	ARG
1	X	450	ASP
1	X	461	LYS

Sometimes sidechains can be flipped to improve hydrogen bonding and reduce clashes. All (34) such sidechains are listed below:

Mol	Chain	Res	Type
1	G	329	ASN
1	G	414	GLN
1	G	441	GLN
1	H	329	ASN
1	H	414	GLN
1	H	441	GLN
1	I	329	ASN
1	I	414	GLN
1	I	441	GLN
1	J	329	ASN
1	J	414	GLN
1	J	441	GLN
1	K	329	ASN
1	K	414	GLN
1	K	441	GLN
1	L	329	ASN
1	L	414	GLN
1	L	441	GLN
1	M	414	GLN
1	N	324	ASN
1	N	414	GLN
1	O	329	ASN
1	O	414	GLN
1	P	414	GLN
1	Q	329	ASN
1	Q	414	GLN
1	R	414	GLN
1	S	414	GLN
1	T	329	ASN

*Continued on next page...*

*Continued from previous page...*

Mol	Chain	Res	Type
1	T	414	GLN
1	U	414	GLN
1	V	414	GLN
1	W	414	GLN
1	X	414	GLN

### 5.3.3 RNA [i](#)

There are no RNA molecules in this entry.

### 5.4 Non-standard residues in protein, DNA, RNA chains [i](#)

There are no non-standard protein/DNA/RNA residues in this entry.

### 5.5 Carbohydrates [i](#)

There are no oligosaccharides in this entry.

### 5.6 Ligand geometry [i](#)

There are no ligands in this entry.

### 5.7 Other polymers [i](#)

There are no such residues in this entry.

### 5.8 Polymer linkage issues [i](#)

There are no chain breaks in this entry.

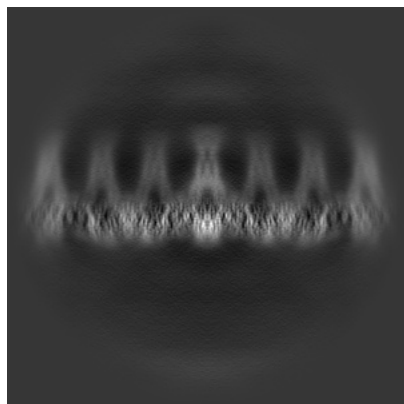
## 6 Map visualisation [i](#)

This section contains visualisations of the EMDB entry EMD-51414. These allow visual inspection of the internal detail of the map and identification of artifacts.

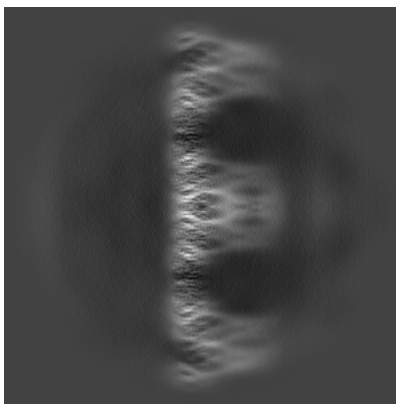
Images derived from a raw map, generated by summing the deposited half-maps, are presented below the corresponding image components of the primary map to allow further visual inspection and comparison with those of the primary map.

### 6.1 Orthogonal projections [i](#)

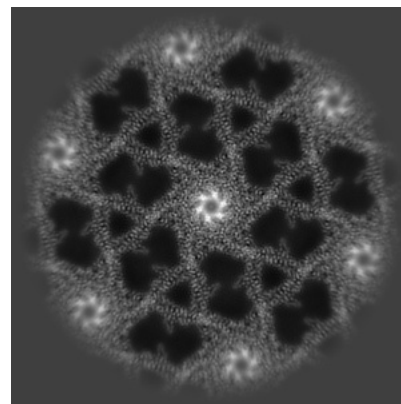
#### 6.1.1 Primary map



X

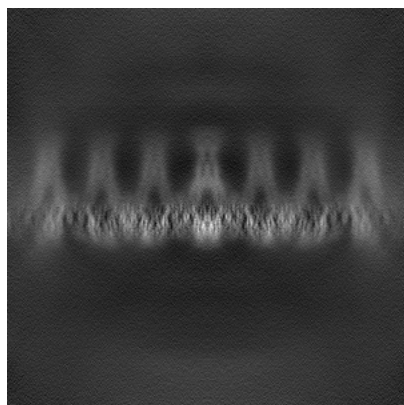


Y

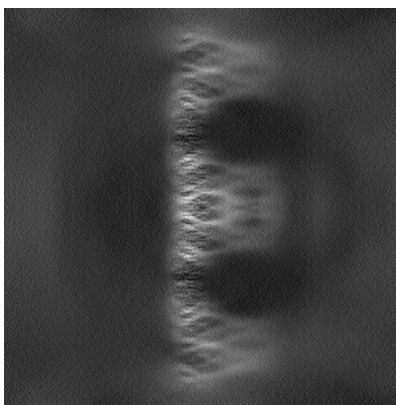


Z

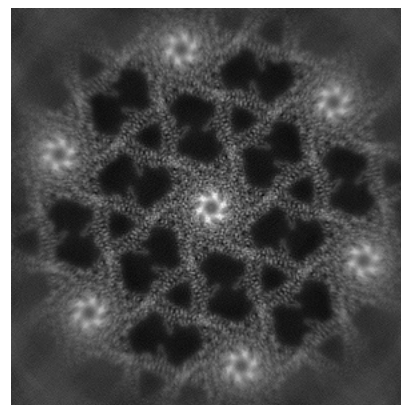
#### 6.1.2 Raw map



X



Y

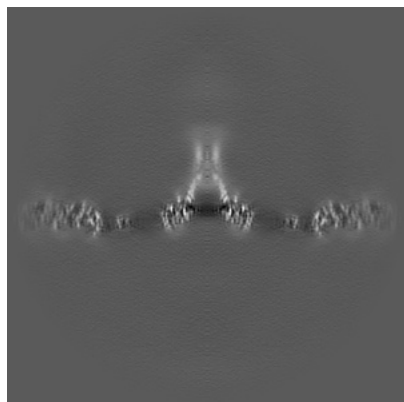


Z

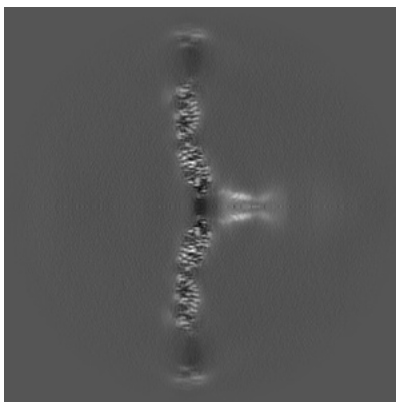
The images above show the map projected in three orthogonal directions.

## 6.2 Central slices [i](#)


### 6.2.1 Primary map



X Index: 300

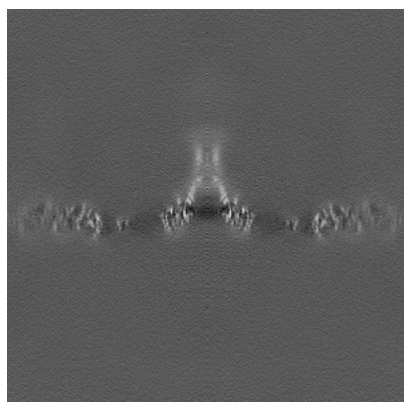


Y Index: 300

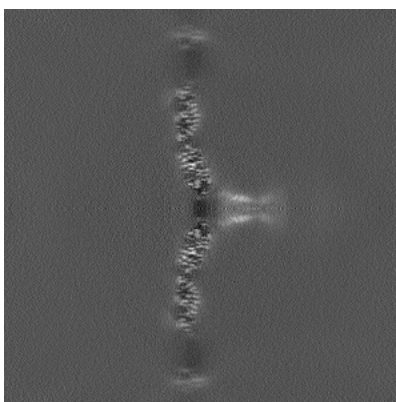


Z Index: 300


### 6.2.2 Raw map



X Index: 300



Y Index: 300

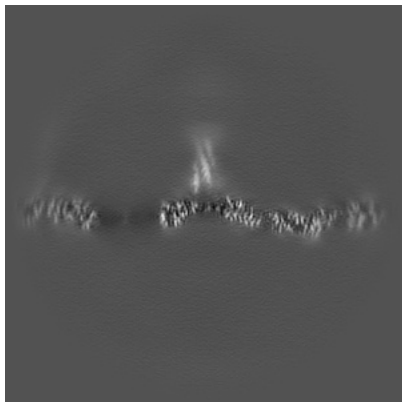


Z Index: 300

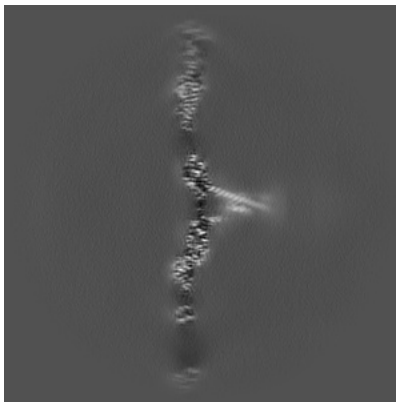
The images above show central slices of the map in three orthogonal directions.

## 6.3 Largest variance slices [i](#)


### 6.3.1 Primary map



X Index: 315

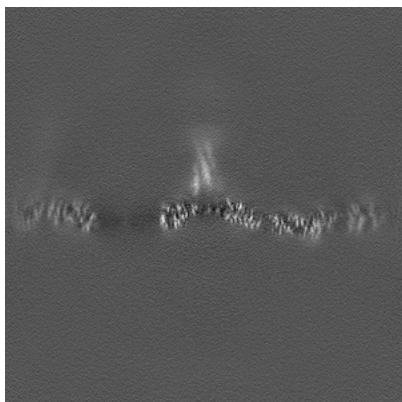


Y Index: 286

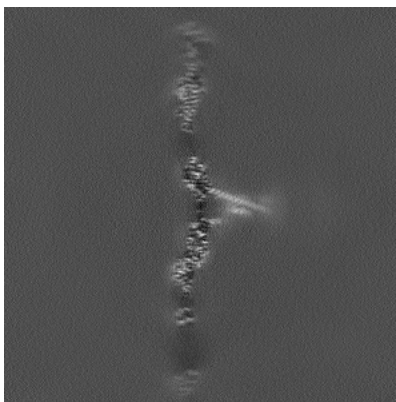


Z Index: 275


### 6.3.2 Raw map



X Index: 315



Y Index: 286




Z Index: 275


The images above show the largest variance slices of the map in three orthogonal directions.

## 6.4 Orthogonal standard-deviation projections (False-color) [i](#)

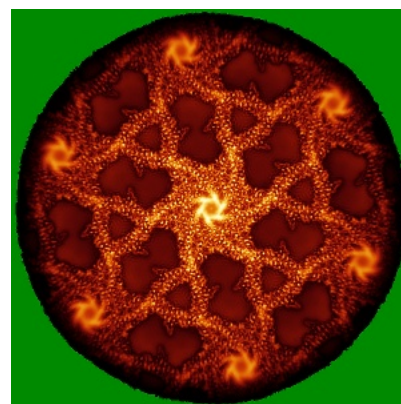
### 6.4.1 Primary map



X

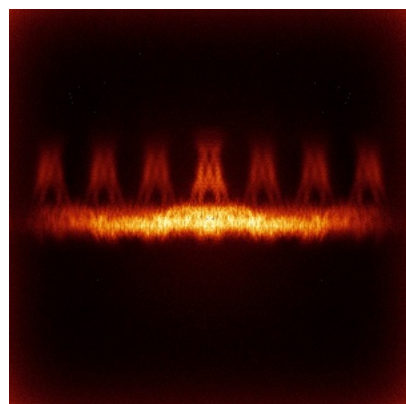


Y




Z

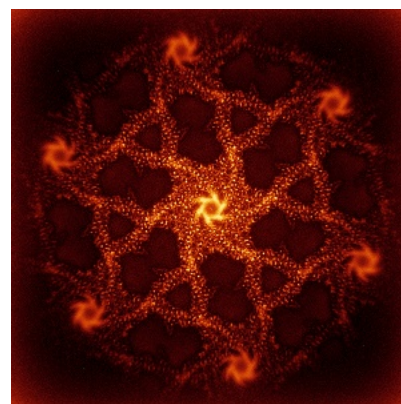
### 6.4.2 Raw map



X



Y




Z

The images above show the map standard deviation projections with false color in three orthogonal directions. Minimum values are shown in green, max in blue, and dark to light orange shades represent small to large values respectively.

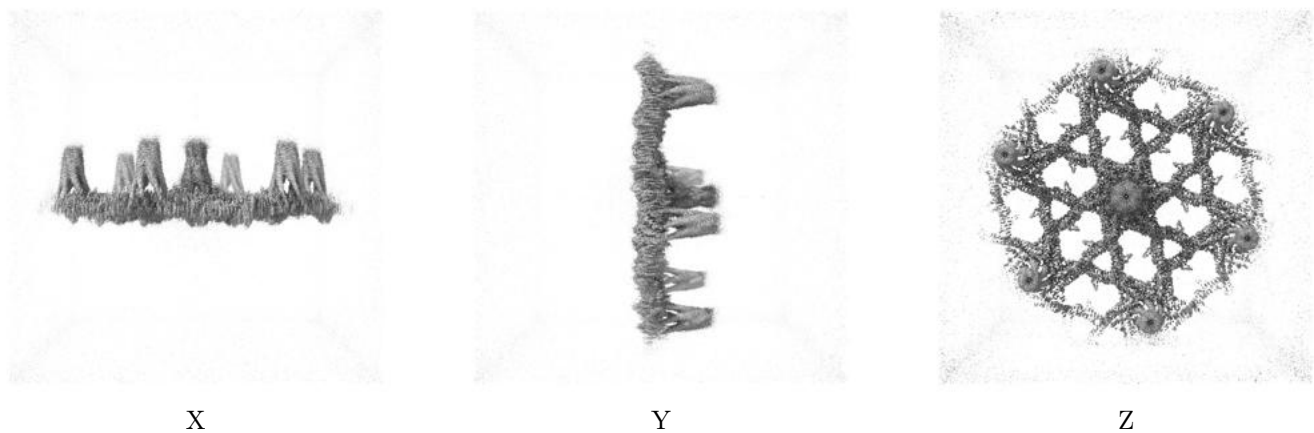
## 6.5 Orthogonal surface views [i](#)

### 6.5.1 Primary map



The images above show the 3D surface view of the map at the recommended contour level 0.0155. These images, in conjunction with the slice images, may facilitate assessment of whether an appropriate contour level has been provided.

### 6.5.2 Raw map



These images show the 3D surface of the raw map. The raw map's contour level was selected so that its surface encloses the same volume as the primary map does at its recommended contour level.

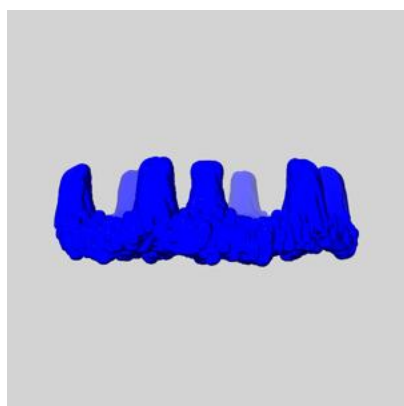
## 6.6 Mask visualisation [i](#)

This section shows the 3D surface view of the primary map at 50% transparency overlaid with the specified mask at 0% transparency


A mask typically either:

- Encompasses the whole structure
- Separates out a domain, a functional unit, a monomer or an area of interest from a larger structure


### 6.6.1 emd\_51414\_msk\_1.map [i](#)



X



Y



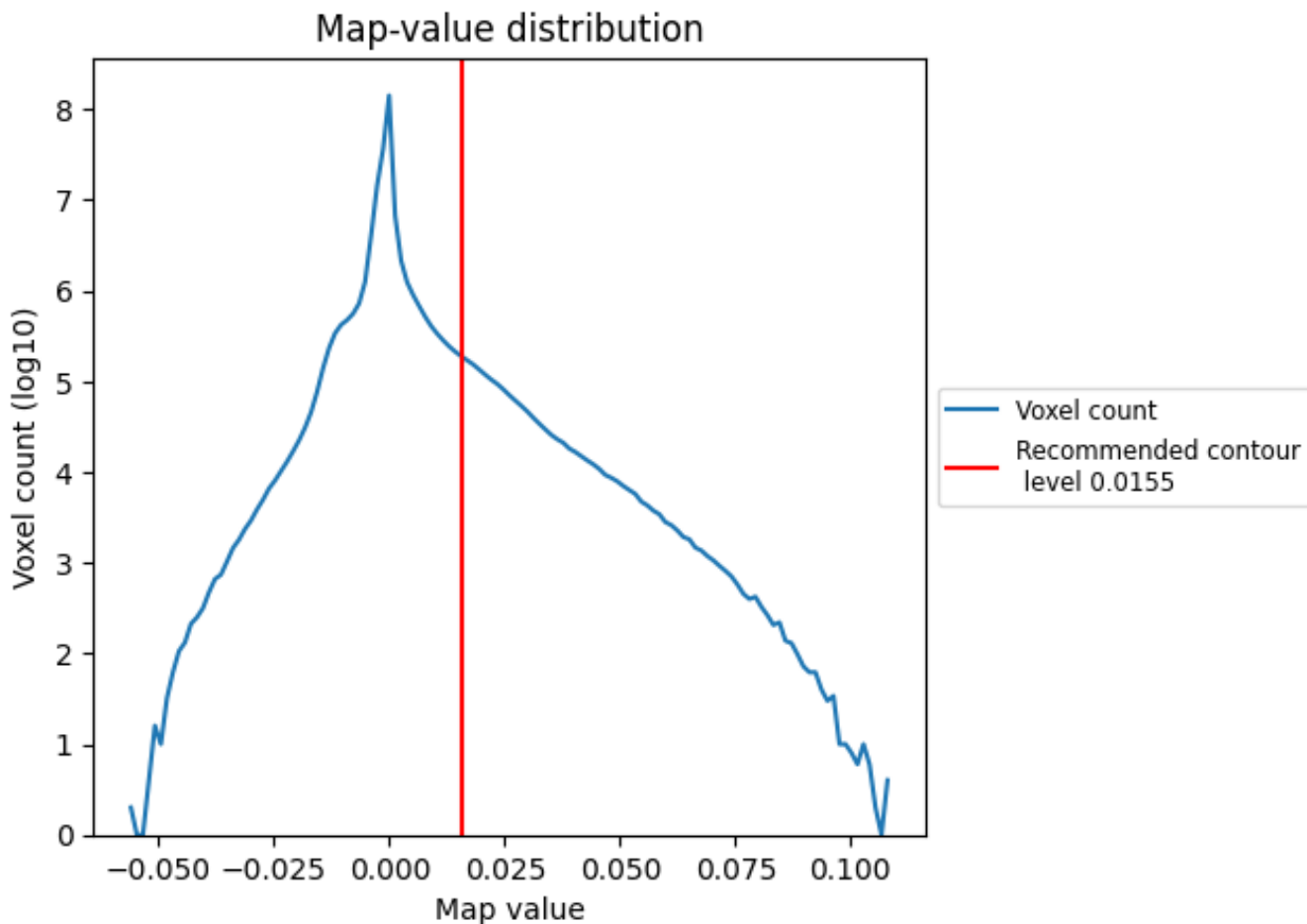
Z



## 7 Map analysis [i](#)

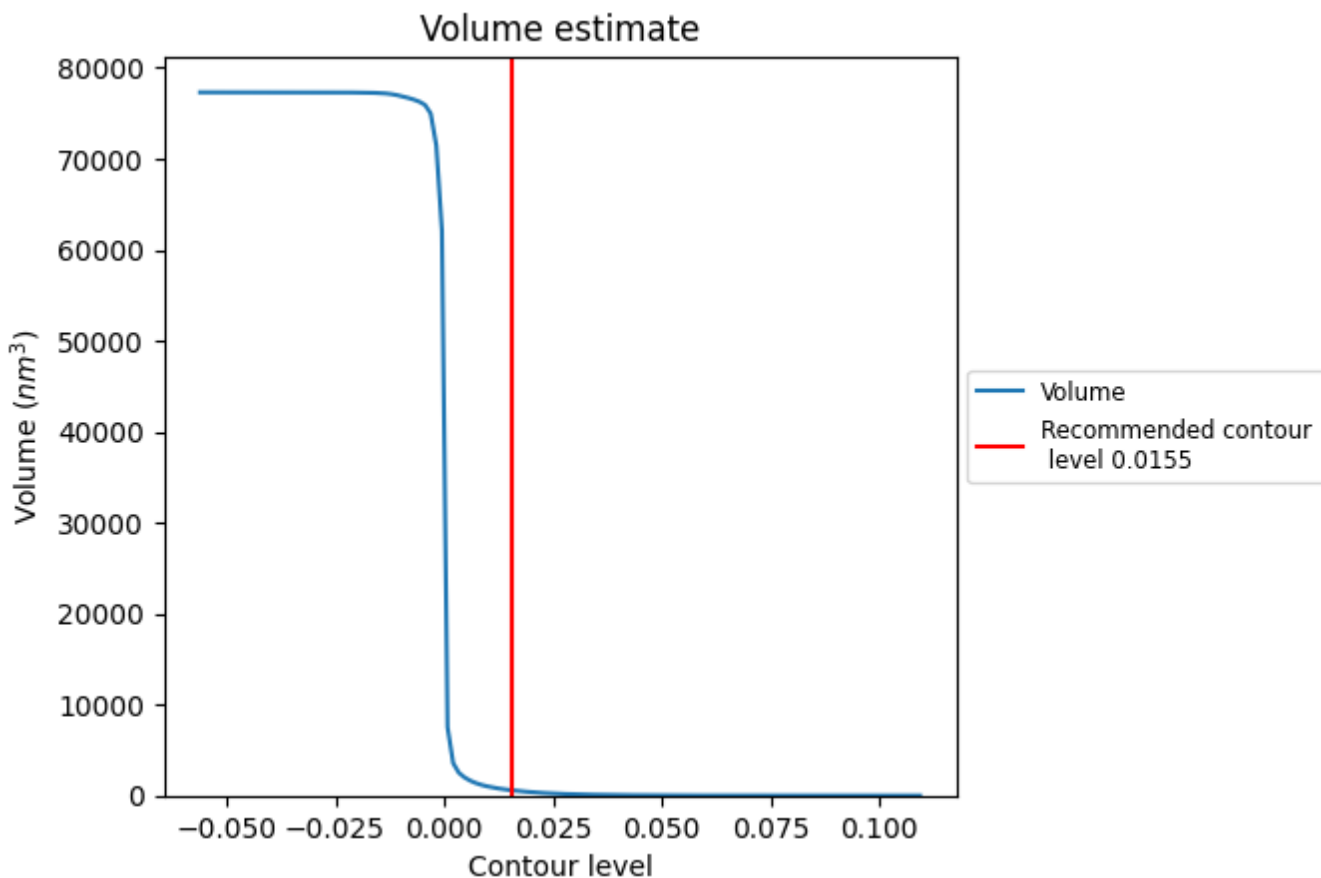
This section contains the results of statistical analysis of the map.

### 7.1 Map-value distribution [i](#)



The map-value distribution is plotted in 128 intervals along the x-axis. The y-axis is logarithmic. A spike in this graph at zero usually indicates that the volume has been masked.

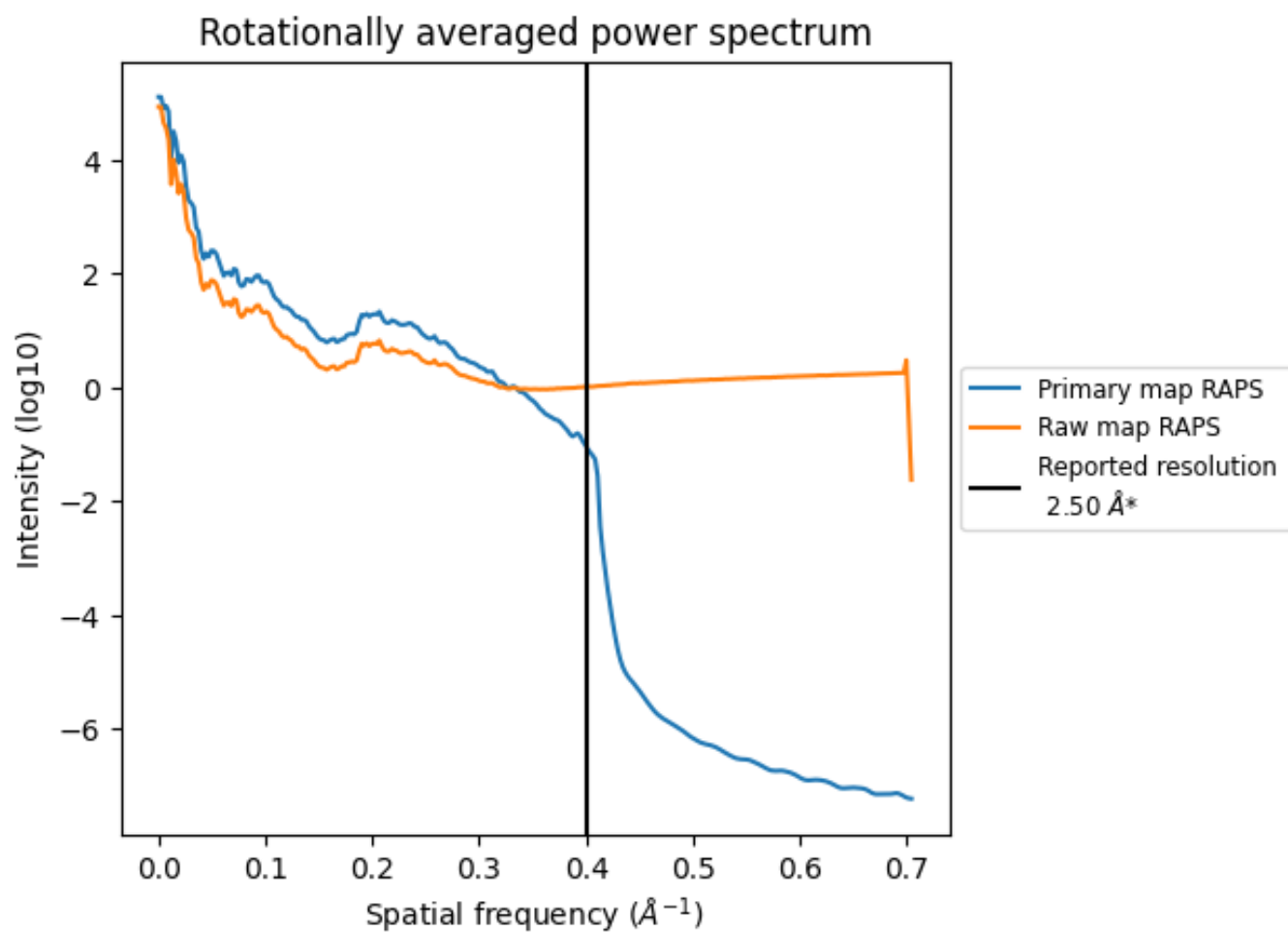
## 7.2 Volume estimate [i](#)



The volume at the recommended contour level is 585 nm<sup>3</sup>; this corresponds to an approximate mass of 529 kDa.

The volume estimate graph shows how the enclosed volume varies with the contour level. The recommended contour level is shown as a vertical line and the intersection between the line and the curve gives the volume of the enclosed surface at the given level.

### 7.3 Rotationally averaged power spectrum i

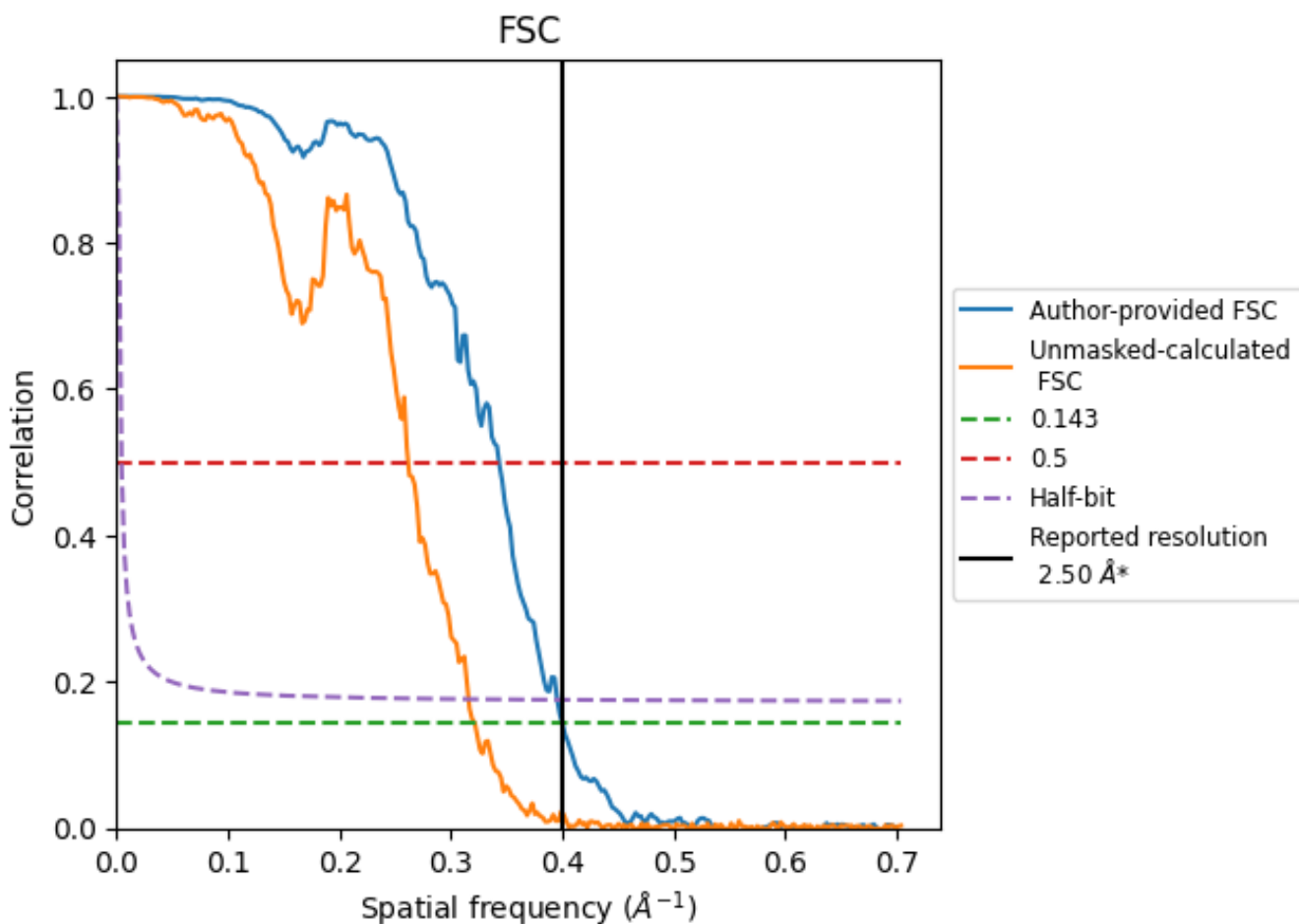


\*Reported resolution corresponds to spatial frequency of 0.400 Å<sup>-1</sup>

## 8 Fourier-Shell correlation [i](#)

Fourier-Shell Correlation (FSC) is the most commonly used method to estimate the resolution of single-particle and subtomogram-averaged maps. The shape of the curve depends on the imposed symmetry, mask and whether or not the two 3D reconstructions used were processed from a common reference. The reported resolution is shown as a black line. A curve is displayed for the half-bit criterion in addition to lines showing the 0.143 gold standard cut-off and 0.5 cut-off.

### 8.1 FSC [i](#)



\*Reported resolution corresponds to spatial frequency of 0.400 Å<sup>-1</sup>

## 8.2 Resolution estimates [i](#)


Resolution estimate (Å)	Estimation criterion (FSC cut-off)		
	0.143	0.5	Half-bit
Reported by author	2.50	-	-
Author-provided FSC curve	2.50	2.91	2.53
Unmasked-calculated*	3.11	3.82	3.16

\*Resolution estimate based on FSC curve calculated by comparison of deposited half-maps. The value from deposited half-maps intersecting FSC 0.143 CUT-OFF 3.11 differs from the reported value 2.5 by more than 10 %

## 9 Map-model fit [i](#)

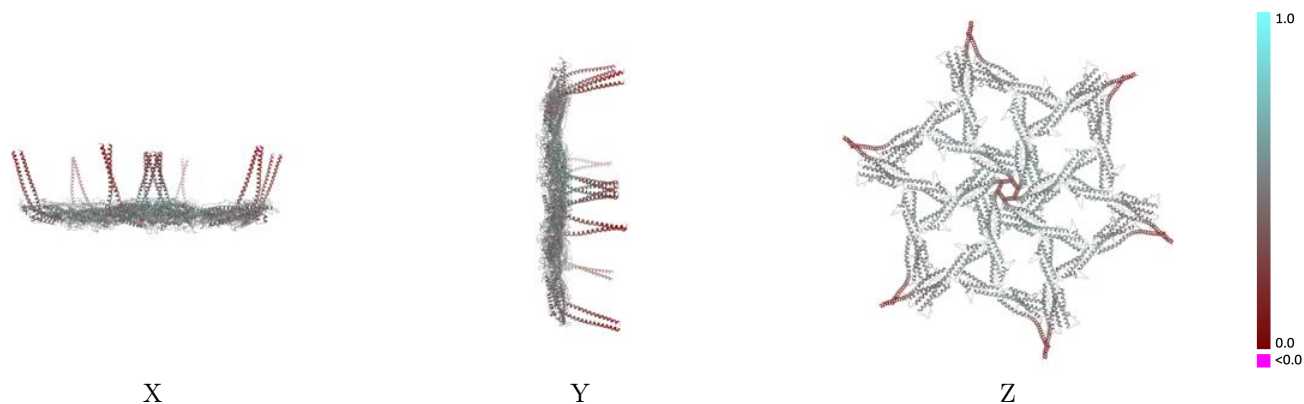
This section contains information regarding the fit between EMDB map EMD-51414 and PDB model 9GK2. Per-residue inclusion information can be found in section 3 on page 6.

### 9.1 Map-model overlay [i](#)



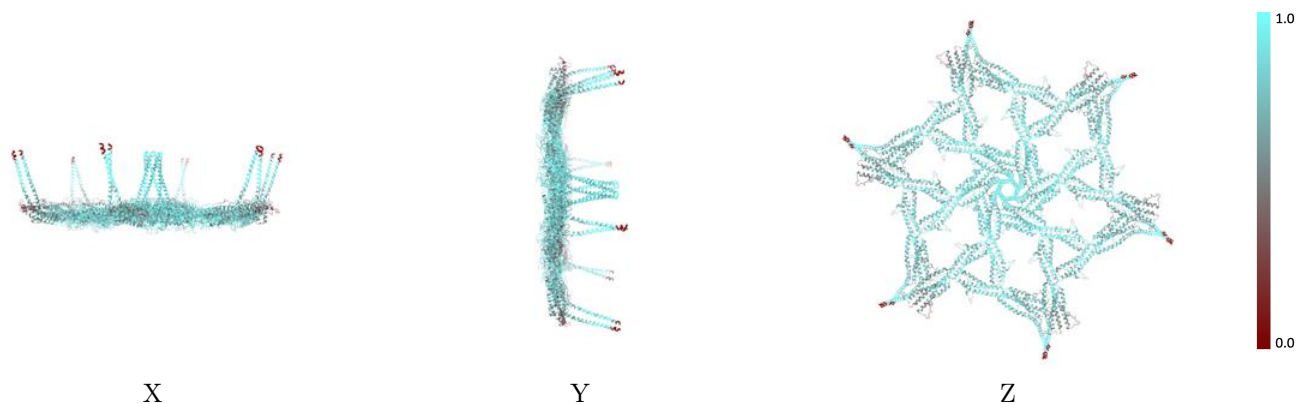
The images above show the 3D surface view of the map at the recommended contour level 0.0155 at 50% transparency in yellow overlaid with a ribbon representation of the model coloured in blue. These images allow for the visual assessment of the quality of fit between the atomic model and the map.

## 9.2 Q-score mapped to coordinate model [\(i\)](#)



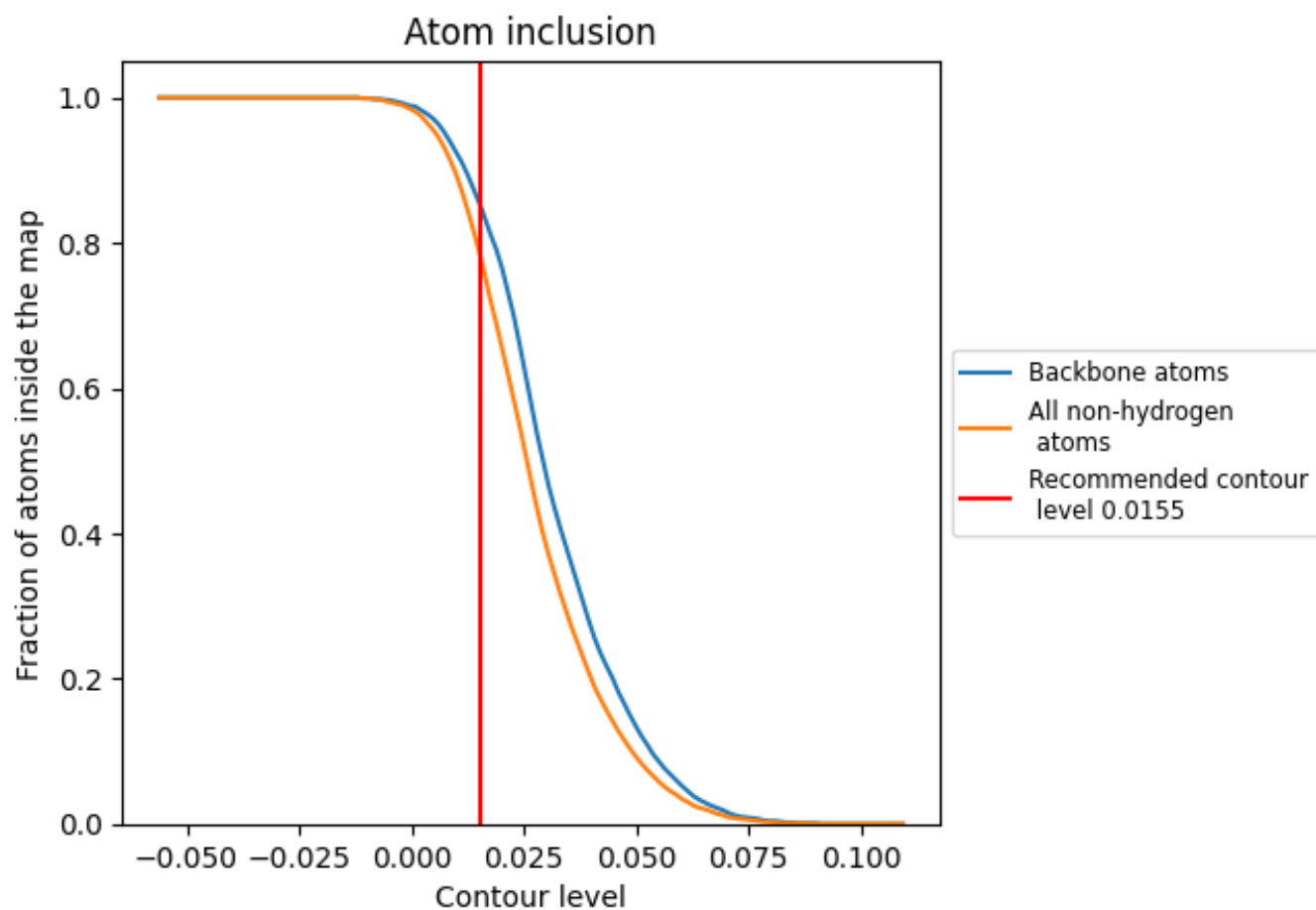
The images above show the model with each residue coloured according to its Q-score. This shows their resolvability in the map with higher Q-score values reflecting better resolvability. Please note: Q-score is calculating the resolvability of atoms, and thus high values are only expected at resolutions at which atoms can be resolved. Low Q-score values may therefore be expected for many entries.

## 9.3 Atom inclusion mapped to coordinate model [\(i\)](#)



The images above show the model with each residue coloured according to its atom inclusion. This shows to what extent they are inside the map at the recommended contour level (0.0155).

## 9.4 Atom inclusion [i](#)









































At the recommended contour level, 85% of all backbone atoms, 78% of all non-hydrogen atoms, are inside the map.



## 9.5 Map-model fit summary

The table lists the average atom inclusion at the recommended contour level (0.0155) and Q-score for the entire model and for each chain.

Chain	Atom inclusion	Q-score
All	 0.7780	 0.4700
G	 0.8770	 0.5100
H	 0.8790	 0.5120
I	 0.8780	 0.5100
J	 0.8770	 0.5110
K	 0.8780	 0.5110
L	 0.8780	 0.5110
M	 0.7020	 0.4470
N	 0.7500	 0.4520
O	 0.7530	 0.4530
P	 0.7030	 0.4470
Q	 0.7560	 0.4540
R	 0.7010	 0.4490
S	 0.7030	 0.4470
T	 0.7530	 0.4530
U	 0.7540	 0.4500
V	 0.7040	 0.4470
W	 0.7480	 0.4490
X	 0.7030	 0.4470

