



Full wwPDB NMR Structure Validation Report ⓘ

Mar 1, 2022 – 06:09 PM EST

PDB ID : 2FEY
Title : The structure of stem loop IV of Tetrahymena telomerase RNA
Authors : Chen, Y.; Fender, J.; Legassie, J.D.; Jarstfer, M.B.; Bryan, T.M.; Varani, G.
Deposited on : 2005-12-16

This is a Full wwPDB NMR Structure Validation Report for a publicly released PDB entry.

We welcome your comments at validation@mail.wwpdb.org

A user guide is available at

<https://www.wwpdb.org/validation/2017/NMRValidationReportHelp>

with specific help available everywhere you see the ⓘ symbol.

The following versions of software and data (see [references ⓘ](#)) were used in the production of this report:

MolProbity : 4.02b-467
Percentile statistics : 20191225.v01 (using entries in the PDB archive December 25th 2019)
RCI : v_1n_11_5_13_A (Berjanski et al., 2005)
PANAV : Wang et al. (2010)
ShiftChecker : 2.27
Ideal geometry (proteins) : Engh & Huber (2001)
Ideal geometry (DNA, RNA) : Parkinson et al. (1996)
Validation Pipeline (wwPDB-VP) : 2.27

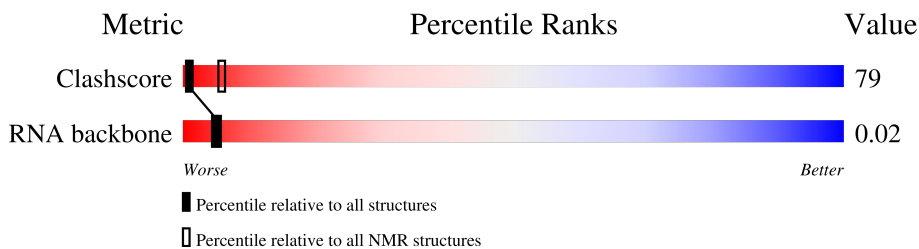
1 Overall quality at a glance

The following experimental techniques were used to determine the structure:

SOLUTION NMR

The overall completeness of chemical shifts assignment was not calculated.

Percentile scores (ranging between 0-100) for global validation metrics of the entry are shown in the following graphic. The table shows the number of entries on which the scores are based.



| Metric | Whole archive (#Entries) | NMR archive (#Entries) |
|--------------|-----------------------------|---------------------------|
| Clashescore | 158937 | 12864 |
| RNA backbone | 4643 | 676 |

The table below summarises the geometric issues observed across the polymeric chains and their fit to the experimental data. The red, orange, yellow and green segments indicate the fraction of residues that contain outliers for ≥ 3 , 2, 1 and 0 types of geometric quality criteria. A cyan segment indicates the fraction of residues that are not part of the well-defined cores, and a grey segment represents the fraction of residues that are not modelled. The numeric value for each fraction is indicated below the corresponding segment, with a dot representing fractions $\leq 5\%$.

| Mol | Chain | Length | Quality of chain |
|-----|-------|--------|------------------|
| 1 | A | 43 | |

2 Ensemble composition and analysis

This entry contains 10 models. This entry does not contain polypeptide chains, therefore identification of well-defined residues and clustering analysis are not possible. All residues are included in the validation scores.

3 Entry composition

There is only 1 type of molecule in this entry. The entry contains 1368 atoms, of which 460 are hydrogens and 0 are deuteriums.

- Molecule 1 is a RNA chain called stem-loop IV of Tetrahymena telomerase RNA.

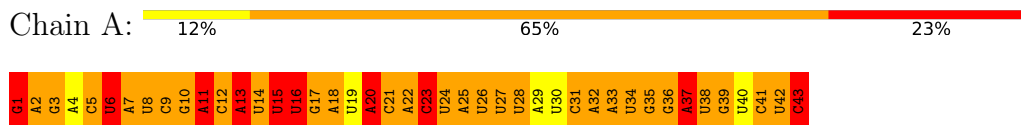
| Mol | Chain | Residues | Atoms | | | | | | Trace |
|-----|-------|----------|-------|-----|-----|-----|-----|----|-------|
| | | | Total | C | H | N | O | P | |
| 1 | A | 43 | 1368 | 407 | 460 | 154 | 304 | 43 | 0 |

4 Residue-property plots

4.1 Average score per residue in the NMR ensemble

These plots are provided for all protein, RNA, DNA and oligosaccharide chains in the entry. The first graphic is the same as shown in the summary in section 1 of this report. The second graphic shows the sequence where residues are colour-coded according to the number of geometric quality criteria for which they contain at least one outlier: green = 0, yellow = 1, orange = 2 and red = 3 or more. Stretches of 2 or more consecutive residues without any outliers are shown as green connectors. Residues which are classified as ill-defined in the NMR ensemble, are shown in cyan with an underline colour-coded according to the previous scheme. Residues which were present in the experimental sample, but not modelled in the final structure are shown in grey.

- Molecule 1: stem-loop IV of Tetrahymena telomerase RNA

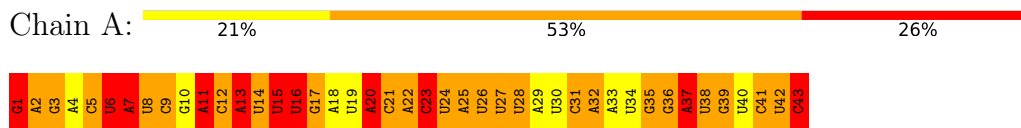


4.2 Scores per residue for each member of the ensemble

Colouring as in section 4.1 above.

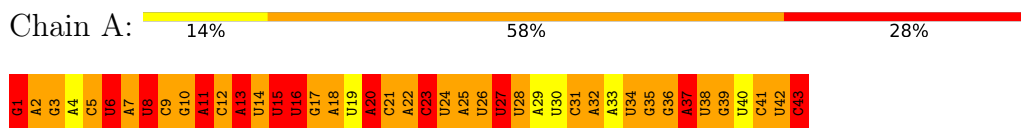
4.2.1 Score per residue for model 1

- Molecule 1: stem-loop IV of Tetrahymena telomerase RNA



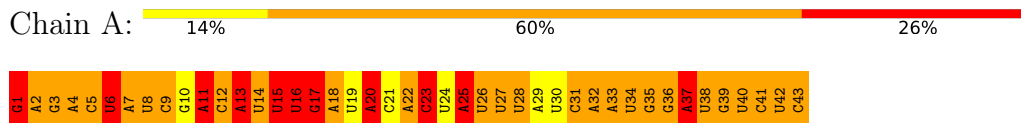
4.2.2 Score per residue for model 2

- Molecule 1: stem-loop IV of Tetrahymena telomerase RNA



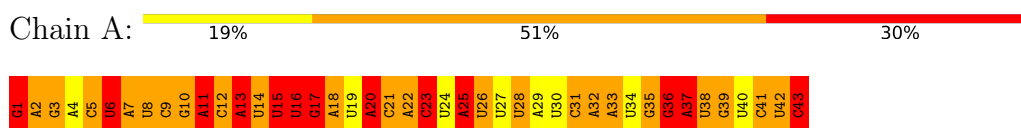
4.2.3 Score per residue for model 3

- Molecule 1: stem-loop IV of Tetrahymena telomerase RNA



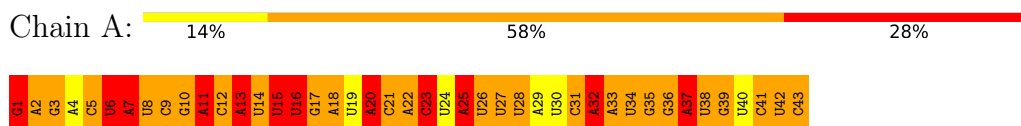
4.2.4 Score per residue for model 4

- Molecule 1: stem-loop IV of Tetrahymena telomerase RNA



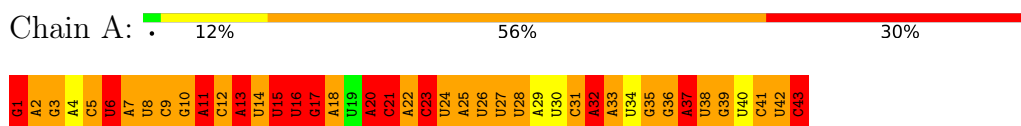
4.2.5 Score per residue for model 5

- Molecule 1: stem-loop IV of Tetrahymena telomerase RNA



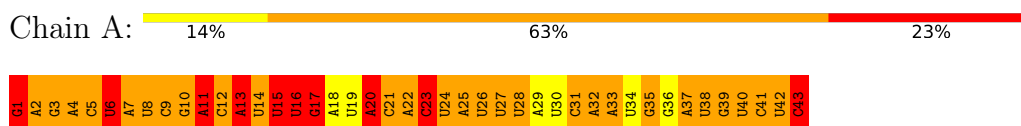
4.2.6 Score per residue for model 6

- Molecule 1: stem-loop IV of Tetrahymena telomerase RNA



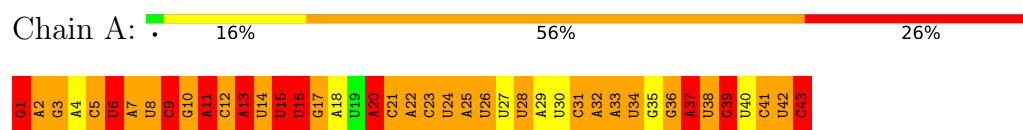
4.2.7 Score per residue for model 7

- Molecule 1: stem-loop IV of Tetrahymena telomerase RNA



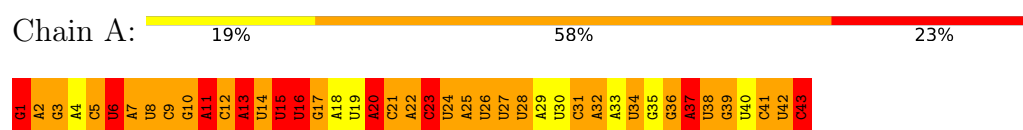
4.2.8 Score per residue for model 8

- Molecule 1: stem-loop IV of Tetrahymena telomerase RNA



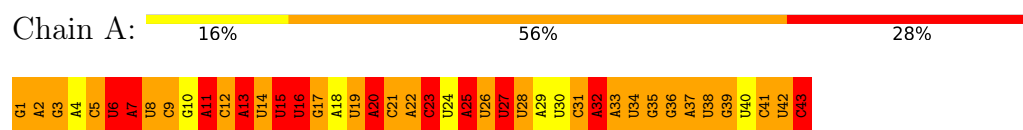
4.2.9 Score per residue for model 9

- Molecule 1: stem-loop IV of Tetrahymena telomerase RNA



4.2.10 Score per residue for model 10

- Molecule 1: stem-loop IV of Tetrahymena telomerase RNA



5 Refinement protocol and experimental data overview

The models were refined using the following method: *TORSION ANGLE DYNAMICS, simulated annealing*.

Of the 100 calculated structures, 10 were deposited, based on the following criterion: *structures with acceptable covalent geometry, structures with the least restraint violations, structures with the lowest energy*.

The following table shows the software used for structure solution, optimisation and refinement.

| Software name | Classification | Version |
|---------------|--------------------|---------|
| X-PLOR | structure solution | 2.9.7 |
| X-PLOR | refinement | 2.9.7 |

No chemical shift data was provided.

6 Model quality i

6.1 Standard geometry i

The Z score for a bond length (or angle) is the number of standard deviations the observed value is removed from the expected value. A bond length (or angle) with $|Z| > 5$ is considered an outlier worth inspection. RMSZ is the (average) root-mean-square of all Z scores of the bond lengths (or angles).

| Mol | Chain | Bond lengths | | Bond angles | |
|-----|-------|--------------|-----------------------|-------------|------------------------|
| | | RMSZ | #Z>5 | RMSZ | #Z>5 |
| 1 | A | 1.00±0.00 | 0±0/1013 (0.0± 0.0%) | 1.67±0.01 | 13±1/1572 (0.8± 0.1%) |
| All | All | 1.00 | 0/10130 (0.0%) | 1.67 | 131/15720 (0.8%) |

There are no bond-length outliers.

All unique angle outliers are listed below. They are sorted according to the Z-score of the worst occurrence in the ensemble.

| Mol | Chain | Res | Type | Atoms | Z | Observed(°) | Ideal(°) | Models | |
|-----|-------|-----|------|-------------|-------|-------------|----------|--------|-------|
| | | | | | | | | Worst | Total |
| 1 | A | 43 | C | C3'-C2'-C1' | 5.58 | 105.97 | 101.50 | 6 | 10 |
| 1 | A | 20 | A | C5'-C4'-C3' | -5.53 | 107.16 | 116.00 | 2 | 3 |
| 1 | A | 15 | U | C3'-C2'-C1' | 5.45 | 105.86 | 101.50 | 7 | 10 |
| 1 | A | 11 | A | C3'-C2'-C1' | 5.38 | 105.80 | 101.50 | 9 | 10 |
| 1 | A | 16 | U | C3'-C2'-C1' | 5.33 | 105.77 | 101.50 | 3 | 10 |
| 1 | A | 25 | A | C5'-C4'-C3' | -5.33 | 107.47 | 116.00 | 10 | 4 |
| 1 | A | 37 | A | C3'-C2'-C1' | 5.32 | 105.76 | 101.50 | 5 | 10 |
| 1 | A | 1 | G | C3'-C2'-C1' | 5.26 | 105.71 | 101.50 | 5 | 10 |
| 1 | A | 7 | A | C5'-C4'-C3' | -5.26 | 107.58 | 116.00 | 1 | 3 |
| 1 | A | 23 | C | C3'-C2'-C1' | 5.25 | 105.70 | 101.50 | 7 | 10 |
| 1 | A | 20 | A | C3'-C2'-C1' | 5.25 | 105.70 | 101.50 | 8 | 10 |
| 1 | A | 9 | C | C5'-C4'-C3' | -5.24 | 107.62 | 116.00 | 8 | 1 |
| 1 | A | 17 | G | C5'-C4'-C3' | -5.20 | 107.68 | 116.00 | 7 | 4 |
| 1 | A | 13 | A | C3'-C2'-C1' | 5.19 | 105.65 | 101.50 | 5 | 10 |
| 1 | A | 15 | U | C5'-C4'-C3' | -5.18 | 107.71 | 116.00 | 1 | 1 |
| 1 | A | 27 | U | C3'-C2'-C1' | 5.14 | 105.61 | 101.50 | 10 | 5 |
| 1 | A | 6 | U | C3'-C2'-C1' | 5.13 | 105.61 | 101.50 | 3 | 10 |
| 1 | A | 21 | C | C5'-C4'-C3' | -5.13 | 107.78 | 116.00 | 6 | 1 |
| 1 | A | 32 | A | C5'-C4'-C3' | -5.11 | 107.82 | 116.00 | 6 | 3 |
| 1 | A | 36 | G | C5'-C4'-C3' | -5.07 | 107.89 | 116.00 | 4 | 1 |
| 1 | A | 11 | A | C5'-C4'-C3' | -5.04 | 107.93 | 116.00 | 6 | 2 |
| 1 | A | 8 | U | C3'-C2'-C1' | 5.02 | 105.51 | 101.50 | 2 | 1 |
| 1 | A | 13 | A | C5'-C4'-C3' | -5.01 | 107.98 | 116.00 | 9 | 1 |
| 1 | A | 39 | G | C5'-C4'-C3' | -5.00 | 108.00 | 116.00 | 8 | 1 |

There are no chirality outliers.

There are no planarity outliers.

6.2 Too-close contacts [i](#)

In the following table, the Non-H and H(model) columns list the number of non-hydrogen atoms and hydrogen atoms in each chain respectively. The H(added) column lists the number of hydrogen atoms added and optimized by MolProbity. The Clashes column lists the number of clashes averaged over the ensemble.

| Mol | Chain | Non-H | H(model) | H(added) | Clashes |
|-----|-------|-------|----------|----------|---------|
| 1 | A | 908 | 460 | 459 | 108±9 |
| All | All | 9080 | 4600 | 4590 | 1080 |

The all-atom clashscore is defined as the number of clashes found per 1000 atoms (including hydrogen atoms). The all-atom clashscore for this structure is 79.

All unique clashes are listed below, sorted by their clash magnitude.

| Atom-1 | Atom-2 | Clash(Å) | Distance(Å) | Models | |
|---------------|---------------|----------|-------------|--------|-------|
| | | | | Worst | Total |
| 1:A:35:G:O2' | 1:A:36:G:H5'' | 0.93 | 1.64 | 5 | 1 |
| 1:A:23:C:H1' | 1:A:25:A:O2' | 0.92 | 1.64 | 9 | 6 |
| 1:A:1:G:HO2' | 1:A:2:A:H8 | 0.92 | 1.06 | 8 | 3 |
| 1:A:37:A:HO2' | 1:A:38:U:H6 | 0.90 | 1.05 | 9 | 4 |
| 1:A:37:A:O2' | 1:A:38:U:H5'' | 0.89 | 1.67 | 5 | 3 |
| 1:A:14:U:HO2' | 1:A:15:U:H6 | 0.88 | 1.01 | 6 | 1 |
| 1:A:26:U:H4' | 1:A:27:U:O4' | 0.87 | 1.69 | 8 | 10 |
| 1:A:28:U:O2' | 1:A:29:A:H5' | 0.87 | 1.67 | 1 | 8 |
| 1:A:35:G:O2' | 1:A:36:G:H5' | 0.86 | 1.70 | 3 | 2 |
| 1:A:20:A:HO2' | 1:A:21:C:H6 | 0.85 | 0.93 | 7 | 6 |
| 1:A:6:U:H2' | 1:A:7:A:O4' | 0.85 | 1.72 | 10 | 3 |
| 1:A:32:A:O2' | 1:A:33:A:H5' | 0.84 | 1.72 | 8 | 4 |
| 1:A:6:U:O2' | 1:A:7:A:H2' | 0.81 | 1.75 | 1 | 1 |
| 1:A:41:C:H2' | 1:A:42:U:O4' | 0.78 | 1.77 | 8 | 10 |
| 1:A:12:C:H2' | 1:A:13:A:O4' | 0.78 | 1.78 | 3 | 1 |
| 1:A:2:A:HO2' | 1:A:3:G:H8 | 0.77 | 1.22 | 2 | 3 |
| 1:A:7:A:H4' | 1:A:8:U:OP1 | 0.77 | 1.78 | 1 | 4 |
| 1:A:7:A:O2' | 1:A:39:G:H1' | 0.75 | 1.80 | 9 | 1 |
| 1:A:21:C:H2' | 1:A:22:A:O4' | 0.74 | 1.81 | 9 | 4 |
| 1:A:20:A:O2' | 1:A:21:C:O4' | 0.74 | 2.06 | 6 | 8 |
| 1:A:22:A:O2' | 1:A:23:C:H5' | 0.74 | 1.83 | 8 | 7 |
| 1:A:38:U:HO2' | 1:A:39:G:H8 | 0.73 | 1.24 | 1 | 1 |
| 1:A:38:U:O2' | 1:A:39:G:H8 | 0.73 | 1.66 | 1 | 1 |

Continued on next page...

Continued from previous page...

| Atom-1 | Atom-2 | Clash(Å) | Distance(Å) | Models | |
|---------------|--------------|----------|-------------|--------|-------|
| | | | | Worst | Total |
| 1:A:1:G:C4 | 1:A:2:A:N7 | 0.72 | 2.58 | 3 | 10 |
| 1:A:25:A:H4' | 1:A:26:U:OP1 | 0.72 | 1.84 | 3 | 10 |
| 1:A:33:A:H2' | 1:A:34:U:O4' | 0.72 | 1.84 | 10 | 4 |
| 1:A:36:G:O2' | 1:A:37:A:H5' | 0.71 | 1.84 | 9 | 1 |
| 1:A:14:U:O2' | 1:A:15:U:H5' | 0.71 | 1.86 | 3 | 2 |
| 1:A:36:G:H2' | 1:A:37:A:O4' | 0.70 | 1.86 | 8 | 1 |
| 1:A:11:A:O2' | 1:A:12:C:C6 | 0.70 | 2.43 | 5 | 9 |
| 1:A:20:A:C4' | 1:A:20:A:OP1 | 0.70 | 2.39 | 10 | 1 |
| 1:A:1:G:O2' | 1:A:2:A:O5' | 0.70 | 2.08 | 3 | 6 |
| 1:A:17:G:H4' | 1:A:17:G:OP1 | 0.70 | 1.86 | 7 | 2 |
| 1:A:8:U:H4' | 1:A:9:C:O5' | 0.70 | 1.85 | 2 | 1 |
| 1:A:9:C:H6 | 1:A:9:C:OP1 | 0.69 | 1.70 | 8 | 1 |
| 1:A:22:A:H4' | 1:A:22:A:OP1 | 0.69 | 1.87 | 10 | 5 |
| 1:A:11:A:O2' | 1:A:12:C:P | 0.69 | 2.50 | 9 | 5 |
| 1:A:36:G:O2' | 1:A:37:A:P | 0.69 | 2.51 | 1 | 4 |
| 1:A:35:G:O2' | 1:A:36:G:P | 0.69 | 2.51 | 6 | 2 |
| 1:A:8:U:H5' | 1:A:9:C:OP2 | 0.68 | 1.87 | 5 | 2 |
| 1:A:21:C:H4' | 1:A:21:C:OP1 | 0.68 | 1.88 | 6 | 1 |
| 1:A:35:G:OP1 | 1:A:35:G:H4' | 0.68 | 1.89 | 5 | 4 |
| 1:A:20:A:N6 | 1:A:29:A:N6 | 0.67 | 2.42 | 1 | 10 |
| 1:A:38:U:H5'' | 1:A:39:G:OP2 | 0.67 | 1.89 | 4 | 1 |
| 1:A:31:C:H4' | 1:A:31:C:OP1 | 0.67 | 1.87 | 10 | 1 |
| 1:A:37:A:O2' | 1:A:38:U:H6 | 0.67 | 1.68 | 1 | 3 |
| 1:A:22:A:HO2' | 1:A:25:A:N6 | 0.67 | 1.86 | 3 | 1 |
| 1:A:7:A:O4' | 1:A:8:U:H5' | 0.67 | 1.90 | 1 | 1 |
| 1:A:15:U:O2' | 1:A:16:U:H3' | 0.66 | 1.89 | 2 | 3 |
| 1:A:6:U:O2' | 1:A:7:A:C8 | 0.66 | 2.48 | 7 | 3 |
| 1:A:16:U:H6 | 1:A:16:U:O5' | 0.66 | 1.72 | 7 | 3 |
| 1:A:7:A:O2' | 1:A:8:U:H5' | 0.66 | 1.91 | 3 | 2 |
| 1:A:16:U:O3' | 1:A:17:G:H8 | 0.66 | 1.74 | 9 | 1 |
| 1:A:7:A:O2' | 1:A:8:U:P | 0.66 | 2.54 | 4 | 3 |
| 1:A:37:A:O2' | 1:A:38:U:H5' | 0.65 | 1.91 | 10 | 2 |
| 1:A:1:G:C2 | 1:A:2:A:N7 | 0.65 | 2.63 | 2 | 9 |
| 1:A:5:C:H6 | 1:A:5:C:O5' | 0.65 | 1.74 | 5 | 8 |
| 1:A:1:G:N3 | 1:A:2:A:N7 | 0.65 | 2.45 | 7 | 10 |
| 1:A:34:U:H2' | 1:A:35:G:O4' | 0.64 | 1.92 | 2 | 1 |
| 1:A:16:U:C4 | 1:A:32:A:N1 | 0.64 | 2.65 | 8 | 1 |
| 1:A:38:U:H6 | 1:A:38:U:O5' | 0.64 | 1.74 | 7 | 3 |
| 1:A:30:U:C4 | 1:A:31:C:C4 | 0.64 | 2.86 | 10 | 8 |
| 1:A:22:A:C6 | 1:A:23:C:C4 | 0.63 | 2.86 | 3 | 9 |
| 1:A:6:U:H6 | 1:A:6:U:OP2 | 0.63 | 1.76 | 9 | 1 |

Continued on next page...

Continued from previous page...

| Atom-1 | Atom-2 | Clash(Å) | Distance(Å) | Models | |
|---------------|--------------|----------|-------------|--------|-------|
| | | | | Worst | Total |
| 1:A:6:U:H6 | 1:A:6:U:O5' | 0.63 | 1.77 | 6 | 2 |
| 1:A:17:G:C2 | 1:A:18:A:C2 | 0.62 | 2.87 | 1 | 3 |
| 1:A:28:U:C4' | 1:A:28:U:OP1 | 0.62 | 2.47 | 6 | 3 |
| 1:A:43:C:H4' | 1:A:43:C:OP1 | 0.62 | 1.94 | 10 | 3 |
| 1:A:39:G:C2 | 1:A:40:U:C2 | 0.62 | 2.88 | 3 | 2 |
| 1:A:17:G:N2 | 1:A:18:A:C2 | 0.62 | 2.67 | 5 | 10 |
| 1:A:17:G:C6 | 1:A:32:A:C6 | 0.62 | 2.88 | 5 | 3 |
| 1:A:19:U:O2' | 1:A:20:A:OP1 | 0.62 | 2.15 | 10 | 1 |
| 1:A:20:A:C2 | 1:A:21:C:C4 | 0.62 | 2.88 | 3 | 6 |
| 1:A:8:U:O2' | 1:A:9:C:H5'' | 0.62 | 1.95 | 8 | 2 |
| 1:A:8:U:H6 | 1:A:8:U:O5' | 0.62 | 1.77 | 1 | 2 |
| 1:A:30:U:C5 | 1:A:31:C:C5 | 0.62 | 2.87 | 10 | 1 |
| 1:A:39:G:N2 | 1:A:40:U:C2 | 0.62 | 2.68 | 7 | 2 |
| 1:A:38:U:O2' | 1:A:39:G:P | 0.62 | 2.58 | 8 | 1 |
| 1:A:20:A:N3 | 1:A:21:C:C6 | 0.62 | 2.68 | 7 | 4 |
| 1:A:28:U:HO2' | 1:A:29:A:H5' | 0.62 | 1.54 | 4 | 1 |
| 1:A:16:U:H2' | 1:A:17:G:O4' | 0.62 | 1.93 | 7 | 1 |
| 1:A:9:C:O2' | 1:A:10:G:P | 0.61 | 2.58 | 8 | 2 |
| 1:A:7:A:C6 | 1:A:37:A:N1 | 0.61 | 2.68 | 8 | 1 |
| 1:A:20:A:C2 | 1:A:21:C:C5 | 0.61 | 2.89 | 7 | 4 |
| 1:A:6:U:O2' | 1:A:7:A:H8 | 0.61 | 1.78 | 2 | 1 |
| 1:A:31:C:C4 | 1:A:32:A:N7 | 0.61 | 2.67 | 9 | 1 |
| 1:A:7:A:O2' | 1:A:8:U:H5'' | 0.61 | 1.95 | 7 | 1 |
| 1:A:37:A:H4' | 1:A:38:U:OP1 | 0.61 | 1.95 | 1 | 3 |
| 1:A:17:G:C6 | 1:A:32:A:N6 | 0.61 | 2.68 | 8 | 2 |
| 1:A:14:U:H2' | 1:A:15:U:O4' | 0.61 | 1.95 | 8 | 2 |
| 1:A:11:A:C6 | 1:A:12:C:N4 | 0.61 | 2.68 | 10 | 1 |
| 1:A:23:C:O2' | 1:A:24:U:P | 0.61 | 2.59 | 6 | 4 |
| 1:A:32:A:O2' | 1:A:33:A:C5' | 0.61 | 2.49 | 9 | 1 |
| 1:A:9:C:O2' | 1:A:10:G:C5' | 0.61 | 2.48 | 8 | 1 |
| 1:A:7:A:O2' | 1:A:8:U:C5' | 0.61 | 2.49 | 8 | 2 |
| 1:A:20:A:C2 | 1:A:21:C:C2 | 0.61 | 2.88 | 10 | 1 |
| 1:A:22:A:O2' | 1:A:25:A:N6 | 0.60 | 2.33 | 3 | 1 |
| 1:A:38:U:H4' | 1:A:39:G:OP1 | 0.60 | 1.96 | 2 | 3 |
| 1:A:22:A:C6 | 1:A:23:C:N3 | 0.60 | 2.69 | 6 | 4 |
| 1:A:20:A:O2' | 1:A:21:C:H6 | 0.60 | 1.79 | 6 | 5 |
| 1:A:8:U:H4' | 1:A:9:C:OP1 | 0.60 | 1.95 | 1 | 2 |
| 1:A:16:U:O2' | 1:A:17:G:C8 | 0.60 | 2.54 | 2 | 2 |
| 1:A:38:U:H1' | 1:A:39:G:O5' | 0.60 | 1.96 | 2 | 1 |
| 1:A:4:A:C6 | 1:A:5:C:N3 | 0.60 | 2.69 | 3 | 2 |
| 1:A:16:U:N3 | 1:A:32:A:N1 | 0.60 | 2.48 | 7 | 3 |

Continued on next page...

Continued from previous page...

| Atom-1 | Atom-2 | Clash(Å) | Distance(Å) | Models | |
|---------------|--------------|----------|-------------|--------|-------|
| | | | | Worst | Total |
| 1:A:22:A:N3 | 1:A:25:A:C2 | 0.60 | 2.69 | 3 | 5 |
| 1:A:7:A:N6 | 1:A:37:A:C6 | 0.60 | 2.69 | 8 | 1 |
| 1:A:16:U:C4 | 1:A:33:A:C2 | 0.60 | 2.89 | 4 | 4 |
| 1:A:22:A:O2' | 1:A:25:A:C6 | 0.60 | 2.55 | 8 | 2 |
| 1:A:15:U:H5' | 1:A:16:U:OP1 | 0.60 | 1.96 | 4 | 1 |
| 1:A:20:A:OP1 | 1:A:20:A:H4' | 0.60 | 1.96 | 10 | 3 |
| 1:A:37:A:O2' | 1:A:38:U:C6 | 0.59 | 2.55 | 6 | 6 |
| 1:A:27:U:O2' | 1:A:28:U:OP1 | 0.59 | 2.19 | 6 | 5 |
| 1:A:1:G:O2' | 1:A:2:A:H8 | 0.59 | 1.70 | 3 | 8 |
| 1:A:8:U:O2' | 1:A:9:C:H1' | 0.59 | 1.97 | 5 | 1 |
| 1:A:10:G:H1' | 1:A:11:A:OP1 | 0.59 | 1.97 | 5 | 1 |
| 1:A:13:A:O2' | 1:A:14:U:H5' | 0.59 | 1.96 | 1 | 1 |
| 1:A:7:A:O2' | 1:A:8:U:C6 | 0.59 | 2.56 | 7 | 2 |
| 1:A:6:U:H4' | 1:A:6:U:OP1 | 0.59 | 1.96 | 7 | 1 |
| 1:A:15:U:O2' | 1:A:16:U:P | 0.58 | 2.61 | 6 | 1 |
| 1:A:20:A:O2' | 1:A:21:C:C5' | 0.58 | 2.52 | 3 | 1 |
| 1:A:10:G:N3 | 1:A:11:A:N7 | 0.58 | 2.51 | 5 | 1 |
| 1:A:22:A:O2' | 1:A:25:A:N1 | 0.58 | 2.32 | 9 | 2 |
| 1:A:23:C:O2' | 1:A:24:U:C5' | 0.58 | 2.51 | 9 | 1 |
| 1:A:2:A:O2' | 1:A:3:G:C8 | 0.58 | 2.57 | 10 | 3 |
| 1:A:25:A:O4' | 1:A:26:U:H5' | 0.58 | 1.98 | 8 | 5 |
| 1:A:4:A:C2 | 1:A:5:C:C2 | 0.58 | 2.92 | 7 | 2 |
| 1:A:7:A:H4' | 1:A:7:A:OP1 | 0.57 | 1.99 | 6 | 1 |
| 1:A:1:G:H4' | 1:A:1:G:OP2 | 0.57 | 1.99 | 8 | 1 |
| 1:A:10:G:O2' | 1:A:11:A:OP2 | 0.57 | 2.20 | 8 | 1 |
| 1:A:7:A:N6 | 1:A:39:G:N2 | 0.57 | 2.51 | 1 | 1 |
| 1:A:32:A:C6 | 1:A:33:A:C5 | 0.57 | 2.92 | 6 | 3 |
| 1:A:30:U:C4 | 1:A:31:C:N4 | 0.57 | 2.72 | 6 | 6 |
| 1:A:20:A:O2' | 1:A:21:C:C6 | 0.57 | 2.55 | 6 | 1 |
| 1:A:7:A:O2' | 1:A:8:U:H6 | 0.57 | 1.82 | 6 | 1 |
| 1:A:32:A:C2' | 1:A:33:A:OP1 | 0.57 | 2.53 | 7 | 1 |
| 1:A:11:A:C2 | 1:A:12:C:N4 | 0.57 | 2.73 | 10 | 1 |
| 1:A:9:C:O2' | 1:A:10:G:H5' | 0.57 | 1.99 | 8 | 3 |
| 1:A:37:A:H2' | 1:A:39:G:N7 | 0.57 | 2.14 | 6 | 1 |
| 1:A:23:C:HO2' | 1:A:24:U:P | 0.56 | 2.22 | 8 | 3 |
| 1:A:30:U:C5 | 1:A:31:C:C4 | 0.56 | 2.93 | 10 | 4 |
| 1:A:12:C:N4 | 1:A:13:A:N6 | 0.56 | 2.53 | 6 | 3 |
| 1:A:22:A:C5 | 1:A:23:C:C4 | 0.56 | 2.93 | 6 | 5 |
| 1:A:8:U:H5'' | 1:A:9:C:OP1 | 0.56 | 2.00 | 3 | 1 |
| 1:A:14:U:O2' | 1:A:15:U:C5' | 0.56 | 2.53 | 3 | 2 |
| 1:A:6:U:C4 | 1:A:7:A:C5 | 0.56 | 2.93 | 6 | 1 |

Continued on next page...

Continued from previous page...

| Atom-1 | Atom-2 | Clash(Å) | Distance(Å) | Models | |
|---------------|--------------|----------|-------------|--------|-------|
| | | | | Worst | Total |
| 1:A:17:G:C6 | 1:A:32:A:C2 | 0.56 | 2.94 | 9 | 1 |
| 1:A:11:A:N1 | 1:A:12:C:N4 | 0.56 | 2.54 | 10 | 1 |
| 1:A:1:G:O2' | 1:A:2:A:P | 0.56 | 2.63 | 3 | 1 |
| 1:A:22:A:C6 | 1:A:23:C:C5 | 0.56 | 2.94 | 9 | 1 |
| 1:A:22:A:N1 | 1:A:23:C:C2 | 0.56 | 2.74 | 6 | 4 |
| 1:A:25:A:C2 | 1:A:27:U:C2 | 0.56 | 2.93 | 3 | 4 |
| 1:A:42:U:C5 | 1:A:43:C:C5 | 0.55 | 2.95 | 4 | 3 |
| 1:A:20:A:N3 | 1:A:21:C:C5 | 0.55 | 2.74 | 7 | 2 |
| 1:A:6:U:C2 | 1:A:7:A:N7 | 0.55 | 2.74 | 8 | 1 |
| 1:A:42:U:C2' | 1:A:43:C:OP1 | 0.55 | 2.54 | 8 | 3 |
| 1:A:37:A:O2' | 1:A:38:U:C5' | 0.55 | 2.54 | 4 | 5 |
| 1:A:17:G:O6 | 1:A:32:A:C6 | 0.55 | 2.59 | 9 | 1 |
| 1:A:29:A:O2' | 1:A:30:U:C5' | 0.55 | 2.55 | 2 | 10 |
| 1:A:22:A:C5 | 1:A:23:C:C5 | 0.55 | 2.94 | 6 | 5 |
| 1:A:23:C:C1' | 1:A:25:A:O2' | 0.55 | 2.54 | 7 | 5 |
| 1:A:10:G:O2' | 1:A:11:A:C8 | 0.55 | 2.59 | 4 | 3 |
| 1:A:36:G:O2' | 1:A:37:A:H2' | 0.55 | 2.01 | 3 | 1 |
| 1:A:38:U:O5' | 1:A:38:U:C6 | 0.55 | 2.60 | 10 | 3 |
| 1:A:37:A:H1' | 1:A:38:U:O5' | 0.55 | 2.02 | 1 | 2 |
| 1:A:6:U:H1' | 1:A:7:A:OP1 | 0.55 | 1.99 | 2 | 1 |
| 1:A:35:G:H4' | 1:A:36:G:OP1 | 0.55 | 2.01 | 10 | 2 |
| 1:A:9:C:O2' | 1:A:10:G:OP1 | 0.55 | 2.24 | 8 | 1 |
| 1:A:16:U:O2' | 1:A:17:G:O4' | 0.55 | 2.24 | 6 | 6 |
| 1:A:1:G:OP3 | 1:A:1:G:H4' | 0.55 | 2.01 | 7 | 1 |
| 1:A:25:A:H1' | 1:A:26:U:O5' | 0.54 | 2.02 | 9 | 10 |
| 1:A:12:C:H6 | 1:A:12:C:O5' | 0.54 | 1.86 | 4 | 3 |
| 1:A:36:G:H8 | 1:A:36:G:O5' | 0.54 | 1.86 | 4 | 2 |
| 1:A:5:C:C4 | 1:A:6:U:C4 | 0.54 | 2.96 | 5 | 1 |
| 1:A:29:A:O2' | 1:A:30:U:O4' | 0.54 | 2.26 | 6 | 9 |
| 1:A:13:A:O2' | 1:A:14:U:O4' | 0.54 | 2.26 | 8 | 7 |
| 1:A:16:U:H5'' | 1:A:17:G:OP1 | 0.54 | 2.02 | 9 | 1 |
| 1:A:11:A:O2' | 1:A:12:C:O4' | 0.54 | 2.26 | 10 | 1 |
| 1:A:8:U:O2' | 1:A:9:C:C1' | 0.54 | 2.56 | 5 | 2 |
| 1:A:13:A:O2' | 1:A:14:U:C6 | 0.54 | 2.60 | 4 | 2 |
| 1:A:23:C:O3' | 1:A:24:U:H6 | 0.54 | 1.84 | 9 | 1 |
| 1:A:11:A:O2' | 1:A:12:C:C5 | 0.54 | 2.59 | 1 | 2 |
| 1:A:31:C:O2' | 1:A:32:A:O5' | 0.54 | 2.26 | 7 | 5 |
| 1:A:15:U:HO2' | 1:A:16:U:P | 0.54 | 2.26 | 6 | 1 |
| 1:A:27:U:C4 | 1:A:28:U:C5 | 0.54 | 2.96 | 1 | 1 |
| 1:A:4:A:C6 | 1:A:5:C:C4 | 0.54 | 2.95 | 7 | 2 |
| 1:A:27:U:C2' | 1:A:28:U:OP1 | 0.54 | 2.56 | 9 | 5 |

Continued on next page...

Continued from previous page...

| Atom-1 | Atom-2 | Clash(Å) | Distance(Å) | Models | |
|---------------|---------------|----------|-------------|--------|-------|
| | | | | Worst | Total |
| 1:A:32:A:O2' | 1:A:33:A:OP1 | 0.54 | 2.26 | 7 | 1 |
| 1:A:8:U:O2' | 1:A:9:C:C5' | 0.54 | 2.55 | 1 | 2 |
| 1:A:8:U:H1' | 1:A:9:C:OP2 | 0.54 | 2.02 | 2 | 1 |
| 1:A:7:A:O2' | 1:A:8:U:O5' | 0.54 | 2.25 | 6 | 4 |
| 1:A:10:G:C4' | 1:A:11:A:O5' | 0.54 | 2.54 | 8 | 1 |
| 1:A:13:A:O2' | 1:A:14:U:C5' | 0.53 | 2.55 | 2 | 2 |
| 1:A:8:U:H1' | 1:A:9:C:O5' | 0.53 | 2.03 | 1 | 1 |
| 1:A:6:U:O2' | 1:A:7:A:N9 | 0.53 | 2.41 | 7 | 1 |
| 1:A:6:U:O2' | 1:A:7:A:C2' | 0.53 | 2.53 | 1 | 2 |
| 1:A:22:A:O2' | 1:A:23:C:C5' | 0.53 | 2.57 | 4 | 3 |
| 1:A:29:A:O2' | 1:A:30:U:O5' | 0.53 | 2.27 | 6 | 10 |
| 1:A:6:U:C1' | 1:A:7:A:OP1 | 0.53 | 2.56 | 2 | 1 |
| 1:A:16:U:O2 | 1:A:17:G:C8 | 0.53 | 2.61 | 3 | 3 |
| 1:A:25:A:C1' | 1:A:26:U:O5' | 0.53 | 2.56 | 1 | 10 |
| 1:A:36:G:HO2' | 1:A:37:A:P | 0.53 | 2.27 | 1 | 2 |
| 1:A:1:G:O2' | 1:A:2:A:C8 | 0.53 | 2.54 | 3 | 1 |
| 1:A:23:C:O2 | 1:A:26:U:C4 | 0.53 | 2.61 | 3 | 1 |
| 1:A:32:A:N6 | 1:A:33:A:C6 | 0.53 | 2.77 | 3 | 2 |
| 1:A:7:A:H61 | 1:A:39:G:N2 | 0.53 | 2.00 | 1 | 1 |
| 1:A:32:A:O2' | 1:A:33:A:O5' | 0.53 | 2.26 | 9 | 1 |
| 1:A:11:A:O2' | 1:A:12:C:O5' | 0.52 | 2.27 | 2 | 4 |
| 1:A:11:A:O2' | 1:A:12:C:H5'' | 0.52 | 2.03 | 10 | 2 |
| 1:A:15:U:C6 | 1:A:15:U:O5' | 0.52 | 2.62 | 6 | 1 |
| 1:A:35:G:O2' | 1:A:36:G:O5' | 0.52 | 2.27 | 10 | 2 |
| 1:A:3:G:N2 | 1:A:42:U:O2 | 0.52 | 2.42 | 7 | 2 |
| 1:A:24:U:O2' | 1:A:25:A:OP1 | 0.52 | 2.27 | 9 | 3 |
| 1:A:6:U:O2' | 1:A:7:A:OP1 | 0.52 | 2.28 | 2 | 1 |
| 1:A:38:U:O4' | 1:A:39:G:C8 | 0.52 | 2.62 | 10 | 1 |
| 1:A:1:G:C6 | 1:A:2:A:N6 | 0.52 | 2.78 | 3 | 6 |
| 1:A:28:U:OP1 | 1:A:28:U:C4' | 0.52 | 2.57 | 4 | 2 |
| 1:A:23:C:O2 | 1:A:26:U:C5 | 0.52 | 2.63 | 10 | 5 |
| 1:A:31:C:C2 | 1:A:32:A:C8 | 0.52 | 2.98 | 5 | 4 |
| 1:A:22:A:C2 | 1:A:25:A:C2 | 0.52 | 2.97 | 3 | 3 |
| 1:A:8:U:C5 | 1:A:8:U:OP2 | 0.52 | 2.63 | 3 | 1 |
| 1:A:12:C:C4 | 1:A:13:A:C5 | 0.52 | 2.98 | 3 | 1 |
| 1:A:43:C:OP1 | 1:A:43:C:O4' | 0.52 | 2.28 | 6 | 3 |
| 1:A:38:U:C5 | 1:A:38:U:OP2 | 0.52 | 2.63 | 10 | 1 |
| 1:A:2:A:O2' | 1:A:3:G:O5' | 0.52 | 2.27 | 2 | 10 |
| 1:A:26:U:C6 | 1:A:26:U:OP2 | 0.52 | 2.63 | 9 | 6 |
| 1:A:6:U:O2 | 1:A:7:A:C8 | 0.52 | 2.63 | 2 | 4 |
| 1:A:9:C:C2 | 1:A:38:U:O2 | 0.52 | 2.63 | 3 | 1 |

Continued on next page...

Continued from previous page...

| Atom-1 | Atom-2 | Clash(Å) | Distance(Å) | Models | |
|--------------|--------------|----------|-------------|--------|-------|
| | | | | Worst | Total |
| 1:A:38:U:C1' | 1:A:39:G:O5' | 0.52 | 2.57 | 2 | 1 |
| 1:A:13:A:N1 | 1:A:35:G:C6 | 0.52 | 2.78 | 6 | 2 |
| 1:A:6:U:O2' | 1:A:7:A:C3' | 0.52 | 2.58 | 7 | 1 |
| 1:A:2:A:O2' | 1:A:3:G:O4' | 0.51 | 2.28 | 3 | 7 |
| 1:A:14:U:O2' | 1:A:15:U:O4' | 0.51 | 2.29 | 2 | 5 |
| 1:A:11:A:O2' | 1:A:12:C:OP1 | 0.51 | 2.28 | 6 | 2 |
| 1:A:8:U:O2' | 1:A:9:C:O5' | 0.51 | 2.28 | 1 | 2 |
| 1:A:42:U:O4 | 1:A:43:C:N4 | 0.51 | 2.44 | 7 | 3 |
| 1:A:32:A:N1 | 1:A:33:A:C4 | 0.51 | 2.79 | 3 | 3 |
| 1:A:36:G:O5' | 1:A:36:G:C8 | 0.51 | 2.64 | 1 | 2 |
| 1:A:16:U:C2' | 1:A:17:G:O4' | 0.51 | 2.58 | 7 | 2 |
| 1:A:36:G:O2' | 1:A:37:A:O5' | 0.51 | 2.29 | 4 | 4 |
| 1:A:12:C:N4 | 1:A:13:A:C6 | 0.51 | 2.79 | 3 | 1 |
| 1:A:36:G:C1' | 1:A:37:A:OP1 | 0.51 | 2.59 | 3 | 1 |
| 1:A:20:A:C6 | 1:A:29:A:C6 | 0.51 | 2.98 | 1 | 9 |
| 1:A:26:U:O5' | 1:A:26:U:C6 | 0.51 | 2.64 | 7 | 6 |
| 1:A:5:C:O2' | 1:A:6:U:C6 | 0.51 | 2.61 | 4 | 1 |
| 1:A:20:A:H2' | 1:A:21:C:O4' | 0.51 | 2.06 | 10 | 1 |
| 1:A:3:G:H8 | 1:A:3:G:O5' | 0.51 | 1.88 | 2 | 3 |
| 1:A:7:A:C4' | 1:A:8:U:OP1 | 0.51 | 2.57 | 6 | 4 |
| 1:A:7:A:N1 | 1:A:37:A:C2 | 0.51 | 2.79 | 8 | 1 |
| 1:A:37:A:O2' | 1:A:38:U:O5' | 0.51 | 2.28 | 9 | 3 |
| 1:A:8:U:O2' | 1:A:9:C:P | 0.51 | 2.68 | 8 | 2 |
| 1:A:13:A:O2' | 1:A:14:U:O5' | 0.51 | 2.29 | 4 | 3 |
| 1:A:5:C:H2' | 1:A:6:U:O4' | 0.51 | 2.06 | 9 | 3 |
| 1:A:30:U:O4 | 1:A:31:C:N4 | 0.50 | 2.44 | 7 | 6 |
| 1:A:20:A:O2' | 1:A:21:C:O5' | 0.50 | 2.30 | 3 | 1 |
| 1:A:6:U:C4' | 1:A:6:U:OP1 | 0.50 | 2.59 | 4 | 1 |
| 1:A:28:U:OP1 | 1:A:28:U:O4' | 0.50 | 2.29 | 9 | 5 |
| 1:A:23:C:C2' | 1:A:24:U:OP2 | 0.50 | 2.59 | 7 | 3 |
| 1:A:37:A:O3' | 1:A:38:U:C5 | 0.50 | 2.64 | 4 | 1 |
| 1:A:31:C:O2' | 1:A:32:A:O4' | 0.50 | 2.28 | 5 | 3 |
| 1:A:33:A:H8 | 1:A:33:A:O5' | 0.50 | 1.89 | 10 | 2 |
| 1:A:5:C:O2' | 1:A:6:U:C5' | 0.50 | 2.59 | 6 | 1 |
| 1:A:38:U:O2' | 1:A:39:G:OP1 | 0.50 | 2.29 | 8 | 1 |
| 1:A:5:C:O2' | 1:A:6:U:O5' | 0.50 | 2.29 | 6 | 1 |
| 1:A:33:A:OP1 | 1:A:33:A:C4' | 0.50 | 2.59 | 7 | 1 |
| 1:A:8:U:C4' | 1:A:9:C:OP1 | 0.50 | 2.58 | 1 | 2 |
| 1:A:7:A:N1 | 1:A:38:U:O2 | 0.50 | 2.44 | 4 | 1 |
| 1:A:14:U:O2' | 1:A:15:U:O5' | 0.50 | 2.28 | 4 | 3 |
| 1:A:9:C:O2' | 1:A:10:G:O5' | 0.50 | 2.29 | 7 | 2 |

Continued on next page...

Continued from previous page...

| Atom-1 | Atom-2 | Clash(Å) | Distance(Å) | Models | |
|---------------|--------------|----------|-------------|--------|-------|
| | | | | Worst | Total |
| 1:A:6:U:O2' | 1:A:7:A:O4' | 0.50 | 2.30 | 9 | 3 |
| 1:A:6:U:O4 | 1:A:7:A:N6 | 0.50 | 2.44 | 6 | 1 |
| 1:A:29:A:HO2' | 1:A:30:U:C5' | 0.50 | 2.20 | 7 | 9 |
| 1:A:5:C:C5 | 1:A:6:U:C4 | 0.50 | 3.00 | 5 | 1 |
| 1:A:39:G:OP1 | 1:A:39:G:O4' | 0.50 | 2.29 | 5 | 1 |
| 1:A:21:C:OP1 | 1:A:21:C:C4' | 0.50 | 2.59 | 6 | 1 |
| 1:A:38:U:O2 | 1:A:39:G:C8 | 0.50 | 2.64 | 9 | 1 |
| 1:A:5:C:O5' | 1:A:5:C:C6 | 0.50 | 2.62 | 5 | 8 |
| 1:A:3:G:C2 | 1:A:42:U:O2 | 0.50 | 2.65 | 7 | 1 |
| 1:A:6:U:C4 | 1:A:7:A:N7 | 0.49 | 2.80 | 6 | 1 |
| 1:A:36:G:C4' | 1:A:37:A:OP1 | 0.49 | 2.60 | 3 | 4 |
| 1:A:8:U:C6 | 1:A:8:U:O5' | 0.49 | 2.65 | 3 | 1 |
| 1:A:14:U:O2' | 1:A:15:U:C4' | 0.49 | 2.60 | 4 | 2 |
| 1:A:9:C:N4 | 1:A:37:A:N1 | 0.49 | 2.60 | 8 | 1 |
| 1:A:37:A:C4' | 1:A:38:U:OP1 | 0.49 | 2.60 | 9 | 4 |
| 1:A:35:G:O2' | 1:A:36:G:C5' | 0.49 | 2.56 | 4 | 2 |
| 1:A:33:A:C2' | 1:A:34:U:O4' | 0.49 | 2.59 | 10 | 2 |
| 1:A:22:A:C6 | 1:A:23:C:C2 | 0.49 | 3.00 | 6 | 1 |
| 1:A:26:U:C6 | 1:A:26:U:O5' | 0.49 | 2.66 | 8 | 1 |
| 1:A:7:A:O4' | 1:A:8:U:C5' | 0.49 | 2.60 | 1 | 1 |
| 1:A:35:G:OP1 | 1:A:35:G:C4' | 0.49 | 2.61 | 7 | 3 |
| 1:A:7:A:C2 | 1:A:38:U:O2 | 0.49 | 2.65 | 9 | 1 |
| 1:A:31:C:HO2' | 1:A:32:A:P | 0.49 | 2.30 | 4 | 4 |
| 1:A:6:U:O4 | 1:A:39:G:N2 | 0.49 | 2.45 | 4 | 1 |
| 1:A:7:A:O2' | 1:A:8:U:O4' | 0.49 | 2.29 | 8 | 2 |
| 1:A:15:U:HO2' | 1:A:16:U:H5 | 0.49 | 1.48 | 7 | 2 |
| 1:A:14:U:C5 | 1:A:15:U:C6 | 0.49 | 3.01 | 8 | 1 |
| 1:A:5:C:O2' | 1:A:6:U:O4' | 0.49 | 2.29 | 6 | 4 |
| 1:A:8:U:C2' | 1:A:9:C:O4' | 0.49 | 2.61 | 5 | 2 |
| 1:A:23:C:O2' | 1:A:24:U:OP2 | 0.49 | 2.31 | 7 | 1 |
| 1:A:15:U:C4' | 1:A:16:U:OP1 | 0.49 | 2.61 | 9 | 2 |
| 1:A:38:U:O2' | 1:A:39:G:O5' | 0.49 | 2.30 | 2 | 1 |
| 1:A:8:U:O2' | 1:A:9:C:O4' | 0.49 | 2.30 | 4 | 1 |
| 1:A:15:U:O2' | 1:A:16:U:H5 | 0.49 | 1.91 | 7 | 2 |
| 1:A:38:U:O2 | 1:A:39:G:N7 | 0.48 | 2.46 | 1 | 2 |
| 1:A:4:A:N1 | 1:A:5:C:N3 | 0.48 | 2.61 | 7 | 2 |
| 1:A:10:G:HO2' | 1:A:11:A:H8 | 0.48 | 1.48 | 5 | 1 |
| 1:A:16:U:O5' | 1:A:16:U:C6 | 0.48 | 2.65 | 10 | 2 |
| 1:A:16:U:O4 | 1:A:33:A:C2 | 0.48 | 2.66 | 8 | 1 |
| 1:A:28:U:O2' | 1:A:29:A:C5' | 0.48 | 2.53 | 1 | 3 |
| 1:A:1:G:C2 | 1:A:2:A:C5 | 0.48 | 3.02 | 2 | 10 |

Continued on next page...

Continued from previous page...

| Atom-1 | Atom-2 | Clash(Å) | Distance(Å) | Models | |
|--------------|--------------|----------|-------------|--------|-------|
| | | | | Worst | Total |
| 1:A:11:A:C1' | 1:A:12:C:OP1 | 0.48 | 2.62 | 1 | 3 |
| 1:A:27:U:C2' | 1:A:28:U:O5' | 0.48 | 2.62 | 10 | 5 |
| 1:A:26:U:O3' | 1:A:27:U:H6 | 0.48 | 1.91 | 9 | 1 |
| 1:A:35:G:C2' | 1:A:36:G:O5' | 0.48 | 2.61 | 2 | 1 |
| 1:A:31:C:C2' | 1:A:32:A:O5' | 0.48 | 2.61 | 5 | 3 |
| 1:A:17:G:OP1 | 1:A:17:G:C4' | 0.48 | 2.61 | 8 | 2 |
| 1:A:5:C:C2' | 1:A:6:U:O4' | 0.48 | 2.62 | 9 | 2 |
| 1:A:1:G:C1' | 1:A:2:A:OP1 | 0.48 | 2.61 | 3 | 1 |
| 1:A:15:U:C5' | 1:A:16:U:OP1 | 0.48 | 2.62 | 4 | 1 |
| 1:A:6:U:HO2' | 1:A:7:A:H2' | 0.48 | 1.69 | 1 | 1 |
| 1:A:11:A:O2' | 1:A:12:C:C5' | 0.48 | 2.62 | 6 | 1 |
| 1:A:19:U:C2' | 1:A:20:A:OP1 | 0.48 | 2.62 | 10 | 1 |
| 1:A:37:A:C1' | 1:A:38:U:O5' | 0.47 | 2.62 | 9 | 3 |
| 1:A:14:U:C2' | 1:A:15:U:O5' | 0.47 | 2.62 | 8 | 1 |
| 1:A:25:A:O4' | 1:A:26:U:C5' | 0.47 | 2.61 | 8 | 3 |
| 1:A:38:U:C4' | 1:A:39:G:OP1 | 0.47 | 2.61 | 2 | 2 |
| 1:A:37:A:C1' | 1:A:38:U:OP1 | 0.47 | 2.62 | 4 | 1 |
| 1:A:7:A:N6 | 1:A:39:G:C2 | 0.47 | 2.82 | 1 | 1 |
| 1:A:27:U:O2' | 1:A:28:U:O5' | 0.47 | 2.31 | 10 | 5 |
| 1:A:6:U:C5 | 1:A:7:A:N7 | 0.47 | 2.82 | 6 | 1 |
| 1:A:9:C:C1' | 1:A:10:G:OP1 | 0.47 | 2.62 | 7 | 1 |
| 1:A:6:U:OP2 | 1:A:6:U:C6 | 0.47 | 2.63 | 9 | 1 |
| 1:A:16:U:C5' | 1:A:17:G:OP1 | 0.47 | 2.63 | 9 | 1 |
| 1:A:20:A:C2' | 1:A:21:C:O4' | 0.47 | 2.62 | 10 | 1 |
| 1:A:1:G:H1' | 1:A:2:A:OP1 | 0.47 | 2.09 | 3 | 1 |
| 1:A:16:U:O4 | 1:A:32:A:N6 | 0.47 | 2.43 | 7 | 1 |
| 1:A:7:A:C1' | 1:A:8:U:OP1 | 0.47 | 2.62 | 6 | 1 |
| 1:A:6:U:O2' | 1:A:7:A:C1' | 0.47 | 2.62 | 7 | 1 |
| 1:A:7:A:N6 | 1:A:37:A:N1 | 0.47 | 2.63 | 8 | 1 |
| 1:A:8:U:C4' | 1:A:9:C:O5' | 0.47 | 2.62 | 2 | 1 |
| 1:A:6:U:O4 | 1:A:37:A:N6 | 0.47 | 2.48 | 10 | 1 |
| 1:A:32:A:H4' | 1:A:32:A:OP1 | 0.47 | 2.09 | 10 | 2 |
| 1:A:1:G:N3 | 1:A:2:A:C8 | 0.47 | 2.83 | 3 | 2 |
| 1:A:42:U:C4 | 1:A:43:C:N4 | 0.46 | 2.83 | 7 | 1 |
| 1:A:20:A:N3 | 1:A:21:C:H1' | 0.46 | 2.25 | 10 | 1 |
| 1:A:14:U:O2' | 1:A:15:U:P | 0.46 | 2.74 | 1 | 1 |
| 1:A:11:A:OP1 | 1:A:11:A:C8 | 0.46 | 2.68 | 5 | 1 |
| 1:A:42:U:C4 | 1:A:43:C:C4 | 0.46 | 3.04 | 10 | 3 |
| 1:A:35:G:C4' | 1:A:36:G:OP1 | 0.46 | 2.63 | 6 | 2 |
| 1:A:26:U:C6 | 1:A:26:U:P | 0.46 | 3.09 | 4 | 7 |
| 1:A:26:U:OP2 | 1:A:26:U:C5 | 0.46 | 2.68 | 7 | 4 |

Continued on next page...

Continued from previous page...

| Atom-1 | Atom-2 | Clash(Å) | Distance(Å) | Models | |
|---------------|--------------|----------|-------------|--------|-------|
| | | | | Worst | Total |
| 1:A:16:U:N3 | 1:A:33:A:N3 | 0.46 | 2.64 | 8 | 1 |
| 1:A:8:U:C1' | 1:A:9:C:O5' | 0.46 | 2.64 | 1 | 1 |
| 1:A:38:U:O2' | 1:A:39:G:C8 | 0.46 | 2.54 | 1 | 1 |
| 1:A:31:C:H2' | 1:A:32:A:O4' | 0.46 | 2.10 | 6 | 1 |
| 1:A:14:U:C2' | 1:A:15:U:O4' | 0.46 | 2.63 | 9 | 1 |
| 1:A:22:A:C2' | 1:A:23:C:O5' | 0.46 | 2.63 | 5 | 3 |
| 1:A:41:C:C2' | 1:A:42:U:O4' | 0.46 | 2.60 | 8 | 6 |
| 1:A:8:U:C1' | 1:A:9:C:OP2 | 0.46 | 2.64 | 2 | 1 |
| 1:A:10:G:C1' | 1:A:11:A:OP1 | 0.46 | 2.63 | 5 | 1 |
| 1:A:31:C:C4 | 1:A:32:A:C8 | 0.46 | 3.04 | 9 | 1 |
| 1:A:17:G:O6 | 1:A:32:A:N1 | 0.46 | 2.49 | 9 | 1 |
| 1:A:6:U:C2' | 1:A:7:A:OP1 | 0.45 | 2.64 | 2 | 1 |
| 1:A:16:U:OP2 | 1:A:16:U:H3' | 0.45 | 2.12 | 4 | 1 |
| 1:A:15:U:O2' | 1:A:16:U:C3' | 0.45 | 2.64 | 2 | 1 |
| 1:A:14:U:C5 | 1:A:15:U:C5 | 0.45 | 3.04 | 8 | 1 |
| 1:A:25:A:C2 | 1:A:27:U:O2 | 0.45 | 2.70 | 7 | 4 |
| 1:A:43:C:OP1 | 1:A:43:C:C4' | 0.45 | 2.63 | 10 | 3 |
| 1:A:35:G:HO2' | 1:A:36:G:H5' | 0.45 | 1.66 | 4 | 1 |
| 1:A:30:U:H2' | 1:A:31:C:O4' | 0.45 | 2.11 | 10 | 1 |
| 1:A:22:A:N6 | 1:A:23:C:N3 | 0.45 | 2.65 | 6 | 1 |
| 1:A:35:G:HO2' | 1:A:36:G:P | 0.45 | 2.34 | 6 | 1 |
| 1:A:8:U:H3' | 1:A:38:U:O2 | 0.45 | 2.11 | 7 | 1 |
| 1:A:11:A:C2 | 1:A:12:C:C4 | 0.45 | 3.04 | 10 | 1 |
| 1:A:31:C:OP1 | 1:A:31:C:C4' | 0.45 | 2.60 | 10 | 1 |
| 1:A:8:U:O2' | 1:A:9:C:OP2 | 0.45 | 2.29 | 2 | 1 |
| 1:A:36:G:HO2' | 1:A:37:A:C1' | 0.45 | 2.24 | 6 | 1 |
| 1:A:32:A:N3 | 1:A:32:A:H2' | 0.45 | 2.26 | 7 | 2 |
| 1:A:16:U:C4' | 1:A:17:G:OP1 | 0.44 | 2.65 | 9 | 2 |
| 1:A:36:G:N1 | 1:A:37:A:C2 | 0.44 | 2.85 | 8 | 1 |
| 1:A:36:G:O2' | 1:A:37:A:O4' | 0.44 | 2.32 | 6 | 1 |
| 1:A:8:U:O3' | 1:A:9:C:C4' | 0.44 | 2.65 | 5 | 1 |
| 1:A:26:U:C5 | 1:A:26:U:OP2 | 0.44 | 2.70 | 1 | 1 |
| 1:A:13:A:O2' | 1:A:14:U:H6 | 0.44 | 1.94 | 4 | 1 |
| 1:A:31:C:O2' | 1:A:32:A:P | 0.44 | 2.76 | 6 | 2 |
| 1:A:36:G:O2' | 1:A:37:A:C5' | 0.44 | 2.61 | 9 | 1 |
| 1:A:17:G:N2 | 1:A:18:A:N3 | 0.44 | 2.65 | 1 | 1 |
| 1:A:31:C:O2' | 1:A:32:A:C4' | 0.44 | 2.66 | 7 | 1 |
| 1:A:36:G:C2' | 1:A:37:A:O4' | 0.44 | 2.64 | 8 | 1 |
| 1:A:8:U:HO2' | 1:A:9:C:H6 | 0.44 | 1.53 | 1 | 1 |
| 1:A:9:C:O2' | 1:A:10:G:C8 | 0.44 | 2.70 | 4 | 2 |
| 1:A:33:A:OP1 | 1:A:33:A:O4' | 0.44 | 2.36 | 7 | 1 |

Continued on next page...

Continued from previous page...

| Atom-1 | Atom-2 | Clash(Å) | Distance(Å) | Models | |
|---------------|---------------|----------|-------------|--------|-------|
| | | | | Worst | Total |
| 1:A:23:C:OP2 | 1:A:24:U:H5 | 0.44 | 1.96 | 1 | 1 |
| 1:A:15:U:C2' | 1:A:16:U:OP2 | 0.44 | 2.65 | 6 | 1 |
| 1:A:33:A:O2' | 1:A:34:U:O4' | 0.43 | 2.35 | 9 | 1 |
| 1:A:11:A:OP1 | 1:A:11:A:O4' | 0.43 | 2.37 | 5 | 1 |
| 1:A:26:U:O2 | 1:A:26:U:C2' | 0.43 | 2.67 | 4 | 4 |
| 1:A:42:U:O2' | 1:A:43:C:P | 0.43 | 2.76 | 9 | 3 |
| 1:A:21:C:C2' | 1:A:22:A:O4' | 0.43 | 2.65 | 3 | 1 |
| 1:A:35:G:HO2' | 1:A:36:G:H5'' | 0.43 | 1.70 | 5 | 1 |
| 1:A:9:C:C4' | 1:A:10:G:OP1 | 0.43 | 2.66 | 7 | 1 |
| 1:A:5:C:O2 | 1:A:6:U:C5 | 0.43 | 2.71 | 4 | 1 |
| 1:A:37:A:O2' | 1:A:38:U:P | 0.43 | 2.77 | 4 | 1 |
| 1:A:14:U:C6 | 1:A:15:U:C6 | 0.43 | 3.06 | 8 | 1 |
| 1:A:6:U:OP1 | 1:A:6:U:H4' | 0.43 | 2.13 | 4 | 1 |
| 1:A:31:C:C2' | 1:A:32:A:O4' | 0.43 | 2.67 | 6 | 1 |
| 1:A:8:U:O4' | 1:A:9:C:C5 | 0.43 | 2.72 | 7 | 1 |
| 1:A:15:U:H4' | 1:A:16:U:OP1 | 0.43 | 2.13 | 9 | 1 |
| 1:A:27:U:O2 | 1:A:27:U:H2' | 0.43 | 2.13 | 6 | 2 |
| 1:A:27:U:C2' | 1:A:27:U:O2 | 0.42 | 2.67 | 6 | 3 |
| 1:A:34:U:C4 | 1:A:35:G:N7 | 0.42 | 2.87 | 2 | 1 |
| 1:A:38:U:C5' | 1:A:39:G:OP2 | 0.42 | 2.65 | 4 | 1 |
| 1:A:38:U:O3' | 1:A:39:G:O4' | 0.42 | 2.37 | 4 | 1 |
| 1:A:22:A:OP1 | 1:A:22:A:C4' | 0.42 | 2.64 | 10 | 1 |
| 1:A:8:U:O2 | 1:A:9:C:O4' | 0.42 | 2.38 | 1 | 1 |
| 1:A:24:U:C6 | 1:A:24:U:OP1 | 0.42 | 2.72 | 7 | 2 |
| 1:A:39:G:C6 | 1:A:40:U:C4 | 0.42 | 3.08 | 3 | 2 |
| 1:A:36:G:H4' | 1:A:37:A:OP1 | 0.42 | 2.14 | 4 | 1 |
| 1:A:10:G:H4' | 1:A:11:A:OP2 | 0.42 | 2.14 | 5 | 1 |
| 1:A:38:U:O4' | 1:A:39:G:N7 | 0.42 | 2.52 | 10 | 1 |
| 1:A:11:A:H4' | 1:A:12:C:OP1 | 0.42 | 2.15 | 6 | 1 |
| 1:A:38:U:O2' | 1:A:39:G:C5' | 0.42 | 2.68 | 6 | 1 |
| 1:A:10:G:C4 | 1:A:11:A:N7 | 0.41 | 2.88 | 5 | 1 |
| 1:A:11:A:H1' | 1:A:12:C:OP1 | 0.41 | 2.15 | 1 | 1 |
| 1:A:7:A:C2 | 1:A:9:C:C6 | 0.41 | 3.08 | 10 | 1 |
| 1:A:32:A:C2 | 1:A:33:A:C4 | 0.41 | 3.08 | 3 | 1 |
| 1:A:14:U:HO2' | 1:A:15:U:C4' | 0.41 | 2.27 | 3 | 1 |
| 1:A:5:C:HO2' | 1:A:6:U:C5' | 0.41 | 2.29 | 6 | 1 |
| 1:A:10:G:O4' | 1:A:11:A:O5' | 0.41 | 2.38 | 8 | 1 |
| 1:A:17:G:C5 | 1:A:32:A:C6 | 0.41 | 3.09 | 10 | 1 |
| 1:A:37:A:O2' | 1:A:38:U:O4' | 0.41 | 2.39 | 4 | 2 |
| 1:A:14:U:O2 | 1:A:16:U:O4 | 0.41 | 2.39 | 9 | 1 |
| 1:A:6:U:O5' | 1:A:6:U:H6 | 0.41 | 1.99 | 10 | 1 |

Continued on next page...

Continued from previous page...

| Atom-1 | Atom-2 | Clash(Å) | Distance(Å) | Models | |
|---------------|--------------|----------|-------------|--------|-------|
| | | | | Worst | Total |
| 1:A:11:A:O4' | 1:A:11:A:P | 0.41 | 2.79 | 6 | 1 |
| 1:A:6:U:C2 | 1:A:7:A:C8 | 0.41 | 3.09 | 9 | 1 |
| 1:A:20:A:C2 | 1:A:21:C:N3 | 0.40 | 2.88 | 3 | 1 |
| 1:A:8:U:O3' | 1:A:9:C:O4' | 0.40 | 2.39 | 5 | 1 |
| 1:A:8:U:O4' | 1:A:9:C:C6 | 0.40 | 2.74 | 10 | 1 |
| 1:A:20:A:OP1 | 1:A:20:A:O4' | 0.40 | 2.38 | 10 | 1 |
| 1:A:15:U:O2' | 1:A:16:U:OP2 | 0.40 | 2.31 | 3 | 1 |
| 1:A:22:A:N3 | 1:A:22:A:H2' | 0.40 | 2.30 | 2 | 1 |
| 1:A:22:A:HO2' | 1:A:23:C:H5' | 0.40 | 1.77 | 2 | 1 |
| 1:A:11:A:OP1 | 1:A:11:A:C4' | 0.40 | 2.69 | 6 | 1 |
| 1:A:1:G:OP2 | 1:A:1:G:C4' | 0.40 | 2.69 | 8 | 1 |
| 1:A:9:C:OP1 | 1:A:9:C:C6 | 0.40 | 2.62 | 8 | 1 |
| 1:A:23:C:O3' | 1:A:24:U:C6 | 0.40 | 2.70 | 9 | 1 |
| 1:A:28:U:OP1 | 1:A:28:U:H4' | 0.40 | 2.12 | 6 | 1 |
| 1:A:22:A:C2 | 1:A:23:C:C2 | 0.40 | 3.10 | 8 | 1 |
| 1:A:20:A:C2 | 1:A:21:C:C6 | 0.40 | 3.10 | 1 | 1 |
| 1:A:27:U:N3 | 1:A:28:U:C6 | 0.40 | 2.89 | 3 | 1 |
| 1:A:7:A:C2 | 1:A:9:C:C4 | 0.40 | 3.10 | 6 | 1 |
| 1:A:38:U:O2' | 1:A:39:G:H5' | 0.40 | 2.16 | 6 | 1 |
| 1:A:9:C:H1' | 1:A:10:G:OP1 | 0.40 | 2.16 | 7 | 1 |
| 1:A:9:C:H4' | 1:A:10:G:OP1 | 0.40 | 2.17 | 8 | 1 |

6.3 Torsion angles [i](#)

6.3.1 Protein backbone [i](#)

There are no protein molecules in this entry.

6.3.2 Protein sidechains [i](#)

There are no protein molecules in this entry.

6.3.3 RNA [i](#)

| Mol | Chain | Analysed | Backbone Outliers | Pucker Outliers | Suiteness |
|-----|-------|----------------|-------------------|-----------------|-----------|
| 1 | A | 42/43 (98%) | 38±1 (90±2%) | 18±2 (42±5%) | 0.02±0.01 |
| All | All | 429/430 (100%) | 377 (88%) | 175 (41%) | 0.02 |

The overall RNA backbone suiteness is 0.02.

All unique RNA backbone outliers are listed below:

| Mol | Chain | Res | Type | Models (Total) |
|-----|-------|-----|------|----------------|
| 1 | A | 2 | A | 10 |
| 1 | A | 3 | G | 10 |
| 1 | A | 4 | A | 10 |
| 1 | A | 5 | C | 10 |
| 1 | A | 6 | U | 10 |
| 1 | A | 8 | U | 10 |
| 1 | A | 9 | C | 10 |
| 1 | A | 12 | C | 10 |
| 1 | A | 13 | A | 10 |
| 1 | A | 14 | U | 10 |
| 1 | A | 15 | U | 10 |
| 1 | A | 16 | U | 10 |
| 1 | A | 17 | G | 10 |
| 1 | A | 20 | A | 10 |
| 1 | A | 22 | A | 10 |
| 1 | A | 24 | U | 10 |
| 1 | A | 25 | A | 10 |
| 1 | A | 26 | U | 10 |
| 1 | A | 28 | U | 10 |
| 1 | A | 31 | C | 10 |
| 1 | A | 32 | A | 10 |
| 1 | A | 34 | U | 10 |
| 1 | A | 35 | G | 10 |
| 1 | A | 36 | G | 10 |
| 1 | A | 38 | U | 10 |
| 1 | A | 39 | G | 10 |
| 1 | A | 40 | U | 10 |
| 1 | A | 41 | C | 10 |
| 1 | A | 42 | U | 10 |
| 1 | A | 43 | C | 10 |
| 1 | A | 7 | A | 9 |
| 1 | A | 11 | A | 9 |
| 1 | A | 21 | C | 9 |
| 1 | A | 23 | C | 9 |
| 1 | A | 33 | A | 9 |
| 1 | A | 10 | G | 9 |
| 1 | A | 19 | U | 8 |
| 1 | A | 37 | A | 8 |
| 1 | A | 18 | A | 5 |
| 1 | A | 27 | U | 2 |

All unique RNA pucker outliers are listed below:

| Mol | Chain | Res | Type | Models (Total) |
|-----|-------|-----|------|----------------|
| 1 | A | 16 | U | 10 |
| 1 | A | 25 | A | 10 |
| 1 | A | 1 | G | 9 |
| 1 | A | 14 | U | 9 |
| 1 | A | 21 | C | 9 |
| 1 | A | 36 | G | 9 |
| 1 | A | 15 | U | 9 |
| 1 | A | 6 | U | 8 |
| 1 | A | 9 | C | 8 |
| 1 | A | 11 | A | 8 |
| 1 | A | 13 | A | 8 |
| 1 | A | 37 | A | 8 |
| 1 | A | 39 | G | 8 |
| 1 | A | 38 | U | 7 |
| 1 | A | 7 | A | 6 |
| 1 | A | 8 | U | 6 |
| 1 | A | 20 | A | 6 |
| 1 | A | 33 | A | 6 |
| 1 | A | 22 | A | 5 |
| 1 | A | 35 | G | 5 |
| 1 | A | 23 | C | 4 |
| 1 | A | 10 | G | 4 |
| 1 | A | 27 | U | 3 |
| 1 | A | 12 | C | 3 |
| 1 | A | 17 | G | 3 |
| 1 | A | 32 | A | 3 |
| 1 | A | 4 | A | 1 |

6.4 Non-standard residues in protein, DNA, RNA chains [i](#)

There are no non-standard protein/DNA/RNA residues in this entry.

6.5 Carbohydrates [i](#)

There are no monosaccharides in this entry.

6.6 Ligand geometry [i](#)

There are no ligands in this entry.

6.7 Other polymers [i](#)

There are no such molecules in this entry.

6.8 Polymer linkage issues [i](#)

There are no chain breaks in this entry.

7 Chemical shift validation

No chemical shift data were provided