



# Full wwPDB X-ray Structure Validation Report ⓘ

Feb 18, 2024 – 06:06 AM EST

PDB ID : 4F9F  
Title : Crystal Structure of VldE, the pseudo-glycosyltransferase, in complex with GDP and Trehalose  
Authors : Cavalier, M.C.; Yim, Y.-S.; Asamizu, S.; Neau, D.; Almabruk, K.H.; Mahmud, T.; Lee, Y.-H.  
Deposited on : 2012-05-18  
Resolution : 2.81 Å(reported)

This is a Full wwPDB X-ray Structure Validation Report for a publicly released PDB entry.

We welcome your comments at [validation@mail.wwpdb.org](mailto:validation@mail.wwpdb.org)

A user guide is available at

<https://www.wwpdb.org/validation/2017/XrayValidationReportHelp>

with specific help available everywhere you see the ⓘ symbol.

The types of validation reports are described at

<http://www.wwpdb.org/validation/2017/FAQs#types>.

---

The following versions of software and data (see [references ⓘ](#)) were used in the production of this report:

MolProbity : 4.02b-467  
Mogul : 1.8.5 (274361), CSD as541be (2020)  
Xtriage (Phenix) : 1.13  
EDS : 2.36  
buster-report : 1.1.7 (2018)  
Percentile statistics : 20191225.v01 (using entries in the PDB archive December 25th 2019)  
Refmac : 5.8.0158  
CCP4 : 7.0.044 (Gargrove)  
Ideal geometry (proteins) : Engh & Huber (2001)  
Ideal geometry (DNA, RNA) : Parkinson et al. (1996)  
Validation Pipeline (wwPDB-VP) : 2.36

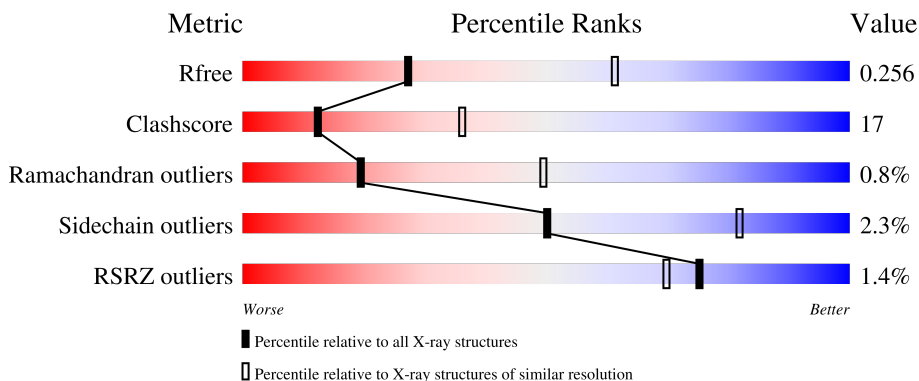
# 1 Overall quality at a glance

The following experimental techniques were used to determine the structure:

*X-RAY DIFFRACTION*

The reported resolution of this entry is 2.81 Å.

Percentile scores (ranging between 0-100) for global validation metrics of the entry are shown in the following graphic. The table shows the number of entries on which the scores are based.



Metric	Whole archive (#Entries)	Similar resolution (#Entries, resolution range(Å))
$R_{free}$	130704	3140 (2.80-2.80)
Clashscore	141614	3569 (2.80-2.80)
Ramachandran outliers	138981	3498 (2.80-2.80)
Sidechain outliers	138945	3500 (2.80-2.80)
RSRZ outliers	127900	3078 (2.80-2.80)

The table below summarises the geometric issues observed across the polymeric chains and their fit to the electron density. The red, orange, yellow and green segments of the lower bar indicate the fraction of residues that contain outliers for  $\geq 3$ , 2, 1 and 0 types of geometric quality criteria respectively. A grey segment represents the fraction of residues that are not modelled. The numeric value for each fraction is indicated below the corresponding segment, with a dot representing fractions  $\leq 5\%$ . The upper red bar (where present) indicates the fraction of residues that have poor fit to the electron density. The numeric value is given above the bar.

Mol	Chain	Length	Quality of chain
1	A	497	69% 24% • 5%
1	B	497	70% 21% • 7%
1	C	497	67% 24% • 7%
1	D	497	71% 22% • 7%

*Continued on next page...*

*Continued from previous page...*

Mol	Chain	Length	Quality of chain
1	E	497	<p>% 68% 23% 7%</p>
1	F	497	<p>2% 69% 21% 7%</p>
2	G	2	<p>100%</p>
2	H	2	<p>50% 50%</p>

The following table lists non-polymeric compounds, carbohydrate monomers and non-standard residues in protein, DNA, RNA chains that are outliers for geometric or electron-density-fit criteria:

Mol	Type	Chain	Res	Chirality	Geometry	Clashes	Electron density
2	GLC	G	1	-	-	X	-
3	GDP	A	501	-	-	X	-

## 2 Entry composition [i](#)

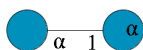
There are 4 unique types of molecules in this entry. The entry contains 22212 atoms, of which 0 are hydrogens and 0 are deuteriums.

In the tables below, the ZeroOcc column contains the number of atoms modelled with zero occupancy, the AltConf column contains the number of residues with at least one atom in alternate conformation and the Trace column contains the number of residues modelled with at most 2 atoms.

- Molecule 1 is a protein called VldE.

Mol	Chain	Residues	Atoms					ZeroOcc	AltConf	Trace
			Total	C	N	O	S			
1	A	470	Total 3674	C 2301	N 675	O 686	S 12	0	0	0
1	B	463	Total 3636	C 2278	N 671	O 675	S 12	0	0	0
1	C	460	Total 3605	C 2260	N 663	O 670	S 12	0	0	0
1	D	464	Total 3638	C 2279	N 672	O 675	S 12	0	0	0
1	E	463	Total 3633	C 2276	N 671	O 674	S 12	0	0	0
1	F	460	Total 3610	C 2261	N 667	O 670	S 12	0	0	0

- Molecule 2 is an oligosaccharide called alpha-D-glucopyranose-(1-1)-alpha-D-glucopyranose.



Mol	Chain	Residues	Atoms			ZeroOcc	AltConf	Trace
			Total	C	O			
2	G	2	Total 23	C 12	O 11	0	0	0
2	H	2	Total 23	C 12	O 11	0	0	0

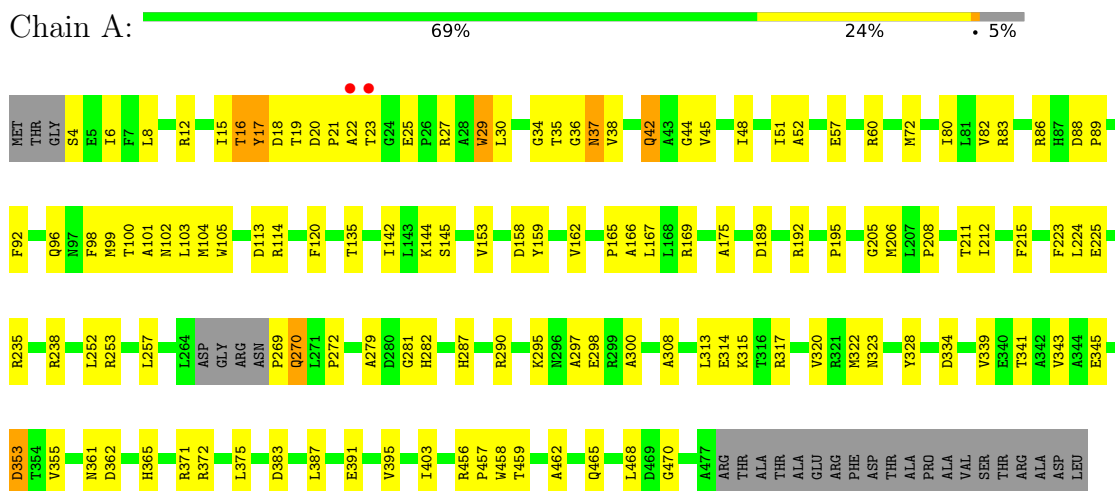
- Molecule 3 is GUANOSINE-5'-DIPHOSPHATE (three-letter code: GDP) (formula: C<sub>10</sub>H<sub>15</sub>N<sub>5</sub>O<sub>11</sub>P<sub>2</sub>).



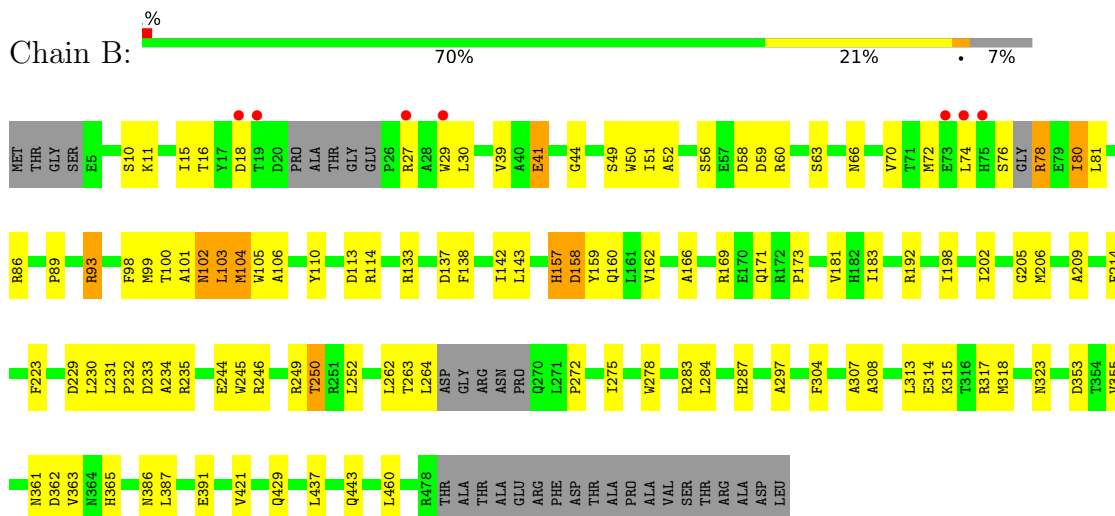
### 3 Residue-property plots [i](#)

These plots are drawn for all protein, RNA, DNA and oligosaccharide chains in the entry. The first graphic for a chain summarises the proportions of the various outlier classes displayed in the second graphic. The second graphic shows the sequence view annotated by issues in geometry and electron density. Residues are color-coded according to the number of geometric quality criteria for which they contain at least one outlier: green = 0, yellow = 1, orange = 2 and red = 3 or more. A red dot above a residue indicates a poor fit to the electron density ( $RSRZ > 2$ ). Stretches of 2 or more consecutive residues without any outlier are shown as a green connector. Residues present in the sample, but not in the model, are shown in grey.

- Molecule 1: VldE

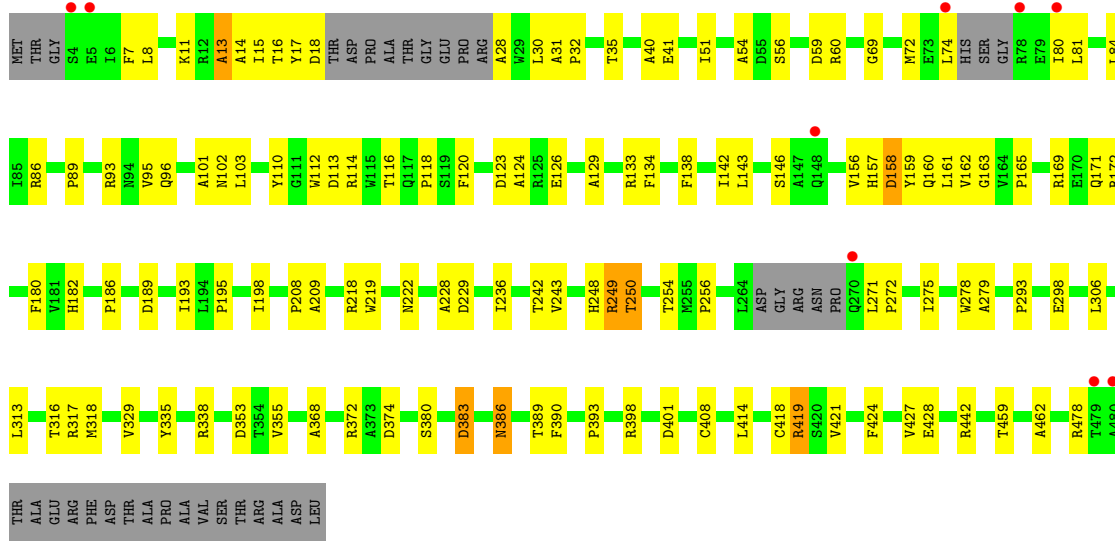


- Molecule 1: VldE

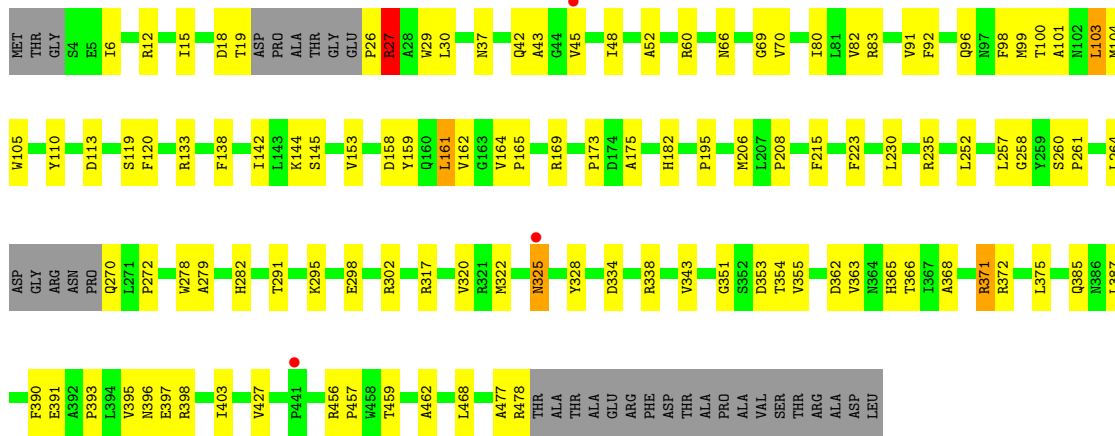


- Molecule 1: VldE

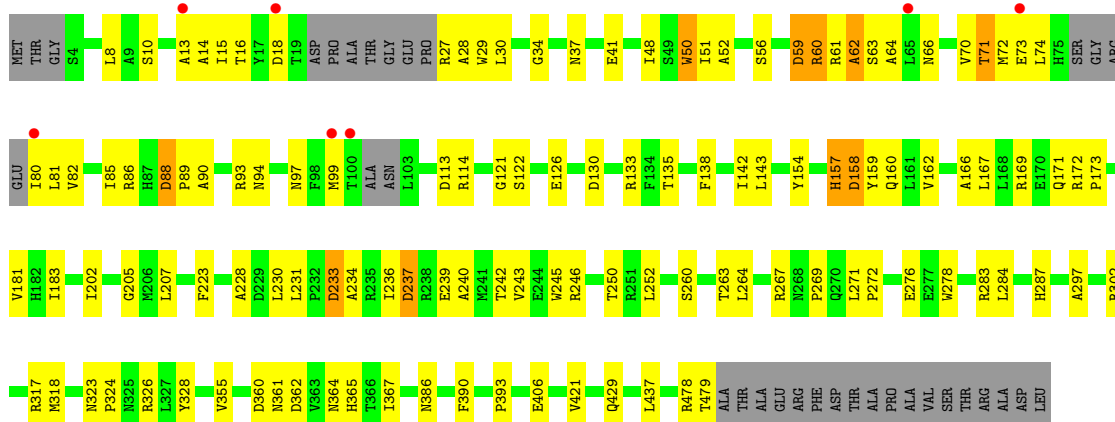




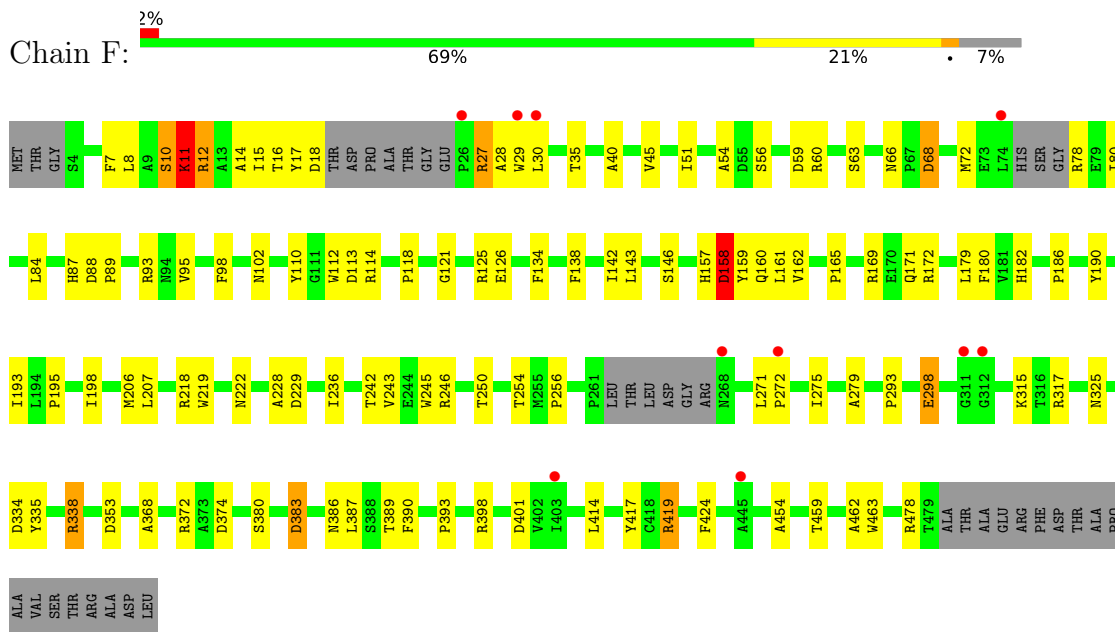
• Molecule 1: VldE



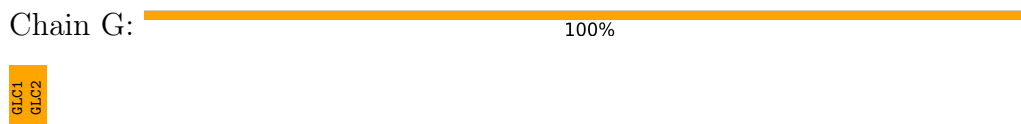
• Molecule 1: VldE



- Molecule 1: VlDE



- Molecule 2: alpha-D-glucopyranose-(1-1)-alpha-D-glucopyranose



- Molecule 2: alpha-D-glucopyranose-(1-1)-alpha-D-glucopyranose





## 4 Data and refinement statistics i

Property	Value	Source
Space group	C 1 2 1	Depositor
Cell constants a, b, c, $\alpha$ , $\beta$ , $\gamma$	320.82Å 122.82Å 93.86Å 90.00° 91.62° 90.00°	Depositor
Resolution (Å)	49.15 – 2.81 49.15 – 2.81	Depositor EDS
% Data completeness (in resolution range)	99.0 (49.15-2.81) 92.4 (49.15-2.81)	Depositor EDS
$R_{merge}$	(Not available)	Depositor
$R_{sym}$	(Not available)	Depositor
$\langle I/\sigma(I) \rangle$ <sup>1</sup>	2.29 (at 2.81Å)	Xtrriage
Refinement program	PHENIX (phenix.refine: 1.7.3_928)	Depositor
R, $R_{free}$	0.211 , 0.258 0.208 , 0.256	Depositor DCC
$R_{free}$ test set	4425 reflections (5.02%)	wwPDB-VP
Wilson B-factor (Å <sup>2</sup> )	49.7	Xtrriage
Anisotropy	0.314	Xtrriage
Bulk solvent $k_{sol}$ (e/Å <sup>3</sup> ), $B_{sol}$ (Å <sup>2</sup> )	0.31 , 55.5	EDS
L-test for twinning <sup>2</sup>	$\langle  L  \rangle = 0.49$ , $\langle L^2 \rangle = 0.32$	Xtrriage
Estimated twinning fraction	0.019 for -h,-k,l	Xtrriage
$F_o, F_c$ correlation	0.93	EDS
Total number of atoms	22212	wwPDB-VP
Average B, all atoms (Å <sup>2</sup> )	62.0	wwPDB-VP

Xtrriage's analysis on translational NCS is as follows: *The largest off-origin peak in the Patterson function is 3.19% of the height of the origin peak. No significant pseudotranslation is detected.*

<sup>1</sup>Intensities estimated from amplitudes.

<sup>2</sup>Theoretical values of  $\langle |L| \rangle$ ,  $\langle L^2 \rangle$  for acentric reflections are 0.5, 0.333 respectively for untwinned datasets, and 0.375, 0.2 for perfectly twinned datasets.

## 5 Model quality

### 5.1 Standard geometry

Bond lengths and bond angles in the following residue types are not validated in this section: GLC, GDP

The Z score for a bond length (or angle) is the number of standard deviations the observed value is removed from the expected value. A bond length (or angle) with  $|Z| > 5$  is considered an outlier worth inspection. RMSZ is the root-mean-square of all Z scores of the bond lengths (or angles).

Mol	Chain	Bond lengths		Bond angles	
		RMSZ	# $ Z  > 5$	RMSZ	# $ Z  > 5$
1	A	0.47	0/3760	0.61	0/5125
1	B	0.47	0/3718	0.59	0/5062
1	C	0.44	0/3685	0.60	0/5018
1	D	0.47	0/3721	0.61	2/5067 (0.0%)
1	E	0.47	0/3715	0.60	0/5059
1	F	0.44	0/3692	0.60	2/5027 (0.0%)
All	All	0.46	0/22291	0.60	4/30358 (0.0%)

Chiral center outliers are detected by calculating the chiral volume of a chiral center and verifying if the center is modelled as a planar moiety or with the opposite hand. A planarity outlier is detected by checking planarity of atoms in a peptide group, atoms in a mainchain group or atoms of a sidechain that are expected to be planar.

Mol	Chain	#Chirality outliers	#Planarity outliers
1	B	0	1
1	C	0	1
1	E	0	1
1	F	0	1
All	All	0	4

There are no bond length outliers.

All (4) bond angle outliers are listed below:

Mol	Chain	Res	Type	Atoms	Z	Observed(°)	Ideal(°)
1	D	43	ALA	CB-CA-C	-6.34	100.59	110.10
1	F	11	LYS	N-CA-C	5.29	125.30	111.00
1	D	43	ALA	N-CA-C	5.17	124.95	111.00
1	F	419	ARG	O-C-N	-5.02	114.67	122.70

There are no chirality outliers.

All (4) planarity outliers are listed below:

Mol	Chain	Res	Type	Group
1	B	157	HIS	Peptide
1	C	13	ALA	Peptide
1	E	157	HIS	Peptide
1	F	338	ARG	Sidechain

## 5.2 Too-close contacts [i](#)

In the following table, the Non-H and H(model) columns list the number of non-hydrogen atoms and hydrogen atoms in the chain respectively. The H(added) column lists the number of hydrogen atoms added and optimized by MolProbity. The Clashes column lists the number of clashes within the asymmetric unit, whereas Symm-Clashes lists symmetry-related clashes.

Mol	Chain	Non-H	H(model)	H(added)	Clashes	Symm-Clashes
1	A	3674	0	3565	131	0
1	B	3636	0	3533	130	1
1	C	3605	0	3506	131	1
1	D	3638	0	3538	100	2
1	E	3633	0	3531	125	0
1	F	3610	0	3506	126	0
2	G	23	0	21	10	0
2	H	23	0	21	4	0
3	A	28	0	12	15	0
3	B	28	0	12	3	0
3	C	28	0	12	0	0
3	D	28	0	12	7	0
3	E	28	0	12	0	0
3	F	28	0	12	2	0
4	A	36	0	0	5	1
4	B	22	0	0	4	0
4	C	31	0	0	1	1
4	D	44	0	0	4	0
4	E	41	0	0	4	0
4	F	28	0	0	1	0
All	All	22212	0	21293	732	3

The all-atom clashscore is defined as the number of clashes found per 1000 atoms (including hydrogen atoms). The all-atom clashscore for this structure is 17.

All (732) close contacts within the same asymmetric unit are listed below, sorted by their clash magnitude.

Atom-1	Atom-2	Interatomic distance (Å)	Clash overlap (Å)
1:C:74:LEU:HD11	1:C:80:ILE:CD1	1.53	1.37
3:A:501:GDP:O3B	2:G:1:GLC:H3	1.12	1.28
1:A:317:ARG:NH1	1:A:353:ASP:O	1.68	1.25
1:A:169:ARG:NH2	1:A:175:ALA:O	1.65	1.24
1:A:269:PRO:O	1:A:270:GLN:HG2	1.37	1.24
1:A:159:TYR:O	1:A:162:VAL:HG23	1.40	1.21
1:F:27:ARG:HD3	1:F:29:TRP:CD1	1.78	1.17
3:A:501:GDP:O3B	2:G:1:GLC:C3	1.92	1.16
1:B:317:ARG:NH1	1:B:353:ASP:O	1.77	1.16
1:E:14:ALA:O	1:E:30:LEU:HD12	1.48	1.14
1:E:94:ASN:ND2	1:E:130:ASP:OD2	1.81	1.13
1:B:307:ALA:C	1:B:313:LEU:CD1	2.16	1.13
1:A:103:LEU:HD22	1:A:104:MET:HE2	1.14	1.12
1:B:307:ALA:O	1:B:313:LEU:CD1	1.99	1.11
1:B:244:GLU:OE2	1:B:249:ARG:NH1	1.86	1.09
1:C:14:ALA:HB3	1:C:30:LEU:CD1	1.81	1.09
1:C:14:ALA:HB3	1:C:30:LEU:HD11	1.35	1.08
1:E:260:SER:O	1:E:264:LEU:CD1	2.02	1.07
1:B:308:ALA:HA	1:B:313:LEU:HD12	1.36	1.07
1:F:338:ARG:HH11	1:F:338:ARG:HB2	1.15	1.06
1:C:14:ALA:CB	1:C:30:LEU:CD1	2.34	1.06
1:C:74:LEU:HD11	1:C:80:ILE:HD12	1.08	1.06
1:E:233:ASP:OD2	1:E:245:TRP:NE1	1.87	1.06
1:A:225:GLU:OE2	1:A:238:ARG:NH2	1.89	1.05
1:A:57:GLU:OE1	1:A:60:ARG:NH2	1.88	1.04
1:B:76:SER:O	1:B:78:ARG:N	1.91	1.04
1:C:74:LEU:CD1	1:C:80:ILE:HD12	1.87	1.03
1:F:27:ARG:HD3	1:F:29:TRP:HD1	1.21	1.03
1:E:14:ALA:O	1:E:30:LEU:CD1	2.06	1.03
1:A:103:LEU:CD2	1:A:104:MET:HE2	1.88	1.03
1:A:18:ASP:OD1	1:A:27:ARG:HB3	1.56	1.03
1:B:102:ASN:HD22	1:B:102:ASN:N	1.56	1.03
1:A:103:LEU:HD22	1:A:104:MET:CE	1.88	1.02
1:E:56:SER:OG	1:E:59:ASP:OD1	1.77	1.02
1:E:237:ASP:HA	4:E:712:HOH:O	1.59	1.01
1:C:40:ALA:O	1:C:80:ILE:HD13	1.61	1.00
1:C:14:ALA:CB	1:C:30:LEU:HD11	1.91	1.00
1:C:74:LEU:CD1	1:C:80:ILE:CD1	2.40	1.00
1:F:338:ARG:HH11	1:F:338:ARG:CB	1.74	0.99
1:B:307:ALA:C	1:B:313:LEU:HD11	1.82	0.99
1:E:236:ILE:HG22	1:E:243:VAL:HG22	1.41	0.99
1:E:318:MET:HB3	1:E:355:VAL:HG13	1.42	0.99

*Continued on next page...*

*Continued from previous page...*

Atom-1	Atom-2	Interatomic distance (Å)	Clash overlap (Å)
1:E:260:SER:O	1:E:264:LEU:HD12	1.60	0.99
1:F:162:VAL:HG22	1:F:206:MET:CG	1.92	0.99
1:B:308:ALA:HA	1:B:313:LEU:CD1	1.93	0.99
1:A:103:LEU:CD2	1:A:104:MET:CE	2.41	0.98
1:F:162:VAL:HG22	1:F:206:MET:HG2	1.41	0.98
1:B:192:ARG:O	4:B:717:HOH:O	1.81	0.98
1:E:99:MET:HE3	1:E:160:GLN:HG2	1.44	0.98
1:A:269:PRO:O	1:A:270:GLN:CG	2.10	0.97
1:B:101:ALA:HA	1:B:105:TRP:HB3	1.44	0.97
1:B:56:SER:OG	1:B:59:ASP:OD1	1.80	0.96
1:D:103:LEU:HD22	1:D:104:MET:HE2	1.47	0.95
1:A:20:ASP:OD2	1:A:21:PRO:HD2	1.66	0.95
1:B:307:ALA:O	1:B:313:LEU:HD12	1.64	0.95
1:F:14:ALA:O	1:F:30:LEU:HB2	1.66	0.95
1:C:40:ALA:O	1:C:80:ILE:CD1	2.15	0.94
1:E:122:SER:O	1:E:126:GLU:HG3	1.67	0.93
1:B:89:PRO:O	1:B:93:ARG:HG3	1.67	0.93
1:E:99:MET:HE1	1:E:160:GLN:HB3	1.48	0.92
1:E:234:ALA:HB2	1:E:245:TRP:CD1	2.04	0.92
1:C:15:ILE:HG12	1:C:72:MET:HE1	1.50	0.92
1:B:102:ASN:H	1:B:102:ASN:ND2	1.66	0.92
1:C:14:ALA:CB	1:C:30:LEU:HD12	1.99	0.92
1:B:10:SER:CB	1:B:50:TRP:HE1	1.84	0.91
1:B:307:ALA:O	1:B:313:LEU:HD11	1.66	0.91
1:D:328:TYR:CE2	1:F:126:GLU:HG3	2.06	0.90
1:F:417:TYR:CE2	1:F:454:ALA:CB	2.54	0.90
1:A:343:VAL:HG13	1:A:355:VAL:HG23	1.54	0.90
1:B:11:LYS:HD2	1:B:11:LYS:O	1.72	0.89
1:C:74:LEU:HD11	1:C:80:ILE:HD11	1.53	0.89
1:C:313:LEU:HB3	1:C:316:THR:HG21	1.54	0.89
1:B:10:SER:HB3	1:B:50:TRP:HE1	1.38	0.89
1:B:102:ASN:HD22	1:B:102:ASN:H	0.88	0.88
1:F:18:ASP:OD2	1:F:27:ARG:NH1	2.07	0.87
1:A:225:GLU:CD	1:A:238:ARG:HH21	1.76	0.86
1:C:13:ALA:HB1	1:C:30:LEU:CD1	2.05	0.86
1:E:88:ASP:OD1	1:E:90:ALA:N	2.09	0.86
1:D:103:LEU:HD22	1:D:104:MET:CE	2.06	0.86
1:D:103:LEU:CD2	1:D:104:MET:CE	2.55	0.85
1:E:162:VAL:HG11	1:E:202:ILE:HG23	1.57	0.85
1:B:10:SER:HB3	1:B:50:TRP:NE1	1.91	0.85
1:A:308:ALA:HB2	1:A:313:LEU:CD2	2.07	0.85

*Continued on next page...*

*Continued from previous page...*

Atom-1	Atom-2	Interatomic distance (Å)	Clash overlap (Å)
1:F:18:ASP:OD1	1:F:27:ARG:HD2	1.77	0.84
1:B:74:LEU:HD11	1:B:80:ILE:HD13	1.60	0.84
1:A:391:GLU:OE2	3:A:501:GDP:O3'	1.95	0.84
1:E:326:ARG:NH1	1:E:328:TYR:OH	2.11	0.84
1:A:20:ASP:OD1	1:A:27:ARG:HD2	1.77	0.84
1:B:101:ALA:O	1:B:106:ALA:HB2	1.77	0.83
1:E:99:MET:HE3	1:E:160:GLN:CG	2.07	0.83
1:C:13:ALA:HB1	1:C:30:LEU:HD13	1.60	0.83
1:C:249:ARG:HG2	1:C:249:ARG:HH11	1.43	0.83
1:F:18:ASP:CG	1:F:27:ARG:HH11	1.81	0.83
1:C:110:TYR:HB3	1:F:114:ARG:HD2	1.60	0.83
1:E:99:MET:CE	1:E:160:GLN:HB3	2.08	0.82
1:B:10:SER:HB2	1:B:39:VAL:HG11	1.59	0.82
1:C:14:ALA:HB1	1:C:30:LEU:HD12	1.61	0.82
1:D:270:GLN:N	4:D:623:HOH:O	2.13	0.82
1:D:391:GLU:OE2	3:D:501:GDP:O3'	1.96	0.82
1:C:14:ALA:HB1	1:C:30:LEU:CD1	2.09	0.81
1:C:13:ALA:HB1	1:C:14:ALA:HB3	1.59	0.81
1:A:308:ALA:CA	1:A:313:LEU:HD22	2.11	0.81
1:C:8:LEU:HD11	1:C:157:HIS:HD2	1.45	0.81
1:F:63:SER:O	1:F:66:ASN:O	1.98	0.81
1:B:60:ARG:HD2	1:B:86:ARG:HG2	1.61	0.81
1:E:260:SER:O	1:E:264:LEU:HD13	1.81	0.81
1:D:385:GLN:HB3	2:H:2:GLC:O4	1.81	0.80
1:E:15:ILE:HG12	1:E:72:MET:SD	2.20	0.80
1:F:15:ILE:HG12	1:F:72:MET:CE	2.11	0.80
1:B:308:ALA:CA	1:B:313:LEU:CD1	2.60	0.80
1:C:15:ILE:HG21	1:C:17:TYR:CZ	2.18	0.79
1:F:417:TYR:CE2	1:F:454:ALA:HB2	2.17	0.79
1:F:18:ASP:O	1:F:27:ARG:N	2.16	0.79
1:C:159:TYR:HA	1:C:162:VAL:HG13	1.64	0.78
1:A:57:GLU:CD	1:A:60:ARG:HH21	1.86	0.78
1:E:13:ALA:HB2	1:E:50:TRP:CH2	2.19	0.78
1:B:162:VAL:HG23	1:B:206:MET:HG2	1.65	0.77
1:C:278:TRP:O	1:C:317:ARG:NH1	2.16	0.77
1:A:135:THR:HG22	1:A:167:LEU:HD12	1.65	0.77
1:B:101:ALA:CA	1:B:105:TRP:HB3	2.14	0.77
1:A:297:ALA:O	1:A:300:ALA:HB3	1.83	0.77
1:A:314:GLU:O	1:A:315:LYS:HB2	1.84	0.77
3:A:501:GDP:PB	2:G:1:GLC:H3	2.23	0.77
1:B:308:ALA:CA	1:B:313:LEU:HD12	2.15	0.76

*Continued on next page...*

*Continued from previous page...*

Atom-1	Atom-2	Interatomic distance (Å)	Clash overlap (Å)
1:F:298:GLU:HG3	1:F:338:ARG:HG2	1.65	0.76
1:A:343:VAL:HG13	1:A:355:VAL:CG2	2.15	0.76
3:A:501:GDP:O3B	2:G:1:GLC:C2	2.32	0.76
1:C:249:ARG:HG2	1:C:249:ARG:NH1	1.99	0.76
1:B:99:MET:HE1	1:B:160:GLN:HA	1.66	0.76
1:D:371:ARG:HG2	1:D:395:VAL:O	1.85	0.75
1:C:13:ALA:CA	1:C:14:ALA:HB3	2.17	0.75
1:F:162:VAL:CG2	1:F:206:MET:HG2	2.16	0.75
1:A:159:TYR:O	1:A:162:VAL:CG2	2.30	0.74
1:F:417:TYR:CE2	1:F:454:ALA:HB1	2.22	0.74
1:C:13:ALA:CB	1:C:14:ALA:HB3	2.17	0.74
1:E:99:MET:CE	1:E:160:GLN:CG	2.66	0.74
1:D:328:TYR:HE2	1:F:126:GLU:HG3	1.49	0.74
1:B:162:VAL:CG2	1:B:206:MET:CG	2.65	0.74
1:E:207:LEU:O	1:E:250:THR:OG1	2.04	0.74
1:A:308:ALA:HB2	1:A:313:LEU:HD23	1.69	0.74
1:B:49:SER:O	1:B:50:TRP:HB3	1.88	0.74
1:E:99:MET:HE1	1:E:160:GLN:CB	2.17	0.74
1:F:60:ARG:NH2	1:F:87:HIS:O	2.19	0.74
1:F:162:VAL:HG23	1:F:179:LEU:HD21	1.70	0.74
1:D:18:ASP:OD2	1:D:29:TRP:NE1	2.21	0.73
1:B:114:ARG:HD2	4:B:714:HOH:O	1.88	0.73
1:E:267:ARG:HD3	1:E:367:ILE:HD12	1.70	0.73
1:B:233:ASP:O	1:B:245:TRP:HD1	1.72	0.73
1:E:61:ARG:O	1:E:64:ALA:N	2.22	0.73
1:E:263:THR:CG2	1:E:267:ARG:CZ	2.67	0.73
1:D:291:THR:OG1	1:D:325:ASN:ND2	2.22	0.72
1:D:295:LYS:HE3	4:D:613:HOH:O	1.88	0.72
1:B:308:ALA:N	1:B:313:LEU:CD1	2.52	0.72
1:A:308:ALA:HB2	1:A:313:LEU:HD22	1.71	0.72
1:B:10:SER:HB3	1:B:50:TRP:CE2	2.24	0.72
1:D:30:LEU:HD23	1:D:37:ASN:OD1	1.88	0.72
1:D:103:LEU:CD2	1:D:104:MET:HE2	2.17	0.72
1:F:27:ARG:HG2	1:F:28:ALA:N	2.05	0.72
1:A:8:LEU:HD21	1:A:35:THR:HG23	1.71	0.72
1:B:41:GLU:HB3	1:B:460:LEU:HD21	1.71	0.72
1:B:101:ALA:O	1:B:106:ALA:CB	2.38	0.71
1:E:143:LEU:HD13	1:E:171:GLN:HG3	1.72	0.71
1:A:23:THR:HB	1:A:25:GLU:OE1	1.91	0.71
1:C:13:ALA:HA	1:C:14:ALA:CB	2.19	0.71
1:C:159:TYR:HA	1:C:162:VAL:CG1	2.20	0.71

*Continued on next page...*

*Continued from previous page...*

Atom-1	Atom-2	Interatomic distance (Å)	Clash overlap (Å)
1:F:45:VAL:CG2	1:F:78:ARG:HH12	2.03	0.71
1:C:162:VAL:O	1:C:165:PRO:HD2	1.91	0.71
1:E:60:ARG:HH12	1:E:86:ARG:HB3	1.56	0.71
1:E:267:ARG:CD	1:E:367:ILE:HD12	2.21	0.71
1:D:223:PHE:CD2	1:D:252:LEU:HD21	2.26	0.70
1:F:338:ARG:CB	1:F:338:ARG:NH1	2.52	0.70
1:D:385:GLN:N	2:H:2:GLC:O3	2.23	0.70
1:C:15:ILE:CG2	1:C:17:TYR:CZ	2.73	0.70
1:D:18:ASP:OD1	1:D:27:ARG:CG	2.38	0.70
1:B:209:ALA:O	1:B:250:THR:HG23	1.90	0.70
1:C:60:ARG:HG2	1:C:86:ARG:HG2	1.72	0.70
1:B:10:SER:HB3	1:B:50:TRP:CZ2	2.27	0.70
1:A:362:ASP:CG	1:A:365:HIS:HD2	1.95	0.70
1:E:60:ARG:NH1	1:E:86:ARG:HB3	2.06	0.70
1:F:335:TYR:HA	1:F:338:ARG:NH1	2.06	0.70
1:B:192:ARG:C	4:B:717:HOH:O	2.23	0.69
1:E:18:ASP:OD1	1:E:29:TRP:NE1	2.22	0.69
1:E:88:ASP:OD1	1:E:88:ASP:C	2.30	0.69
1:A:29:TRP:N	1:A:29:TRP:CD1	2.60	0.69
1:A:42:GLN:HG3	1:A:468:LEU:CD1	2.23	0.69
1:C:209:ALA:O	1:C:250:THR:HG23	1.92	0.69
1:E:99:MET:CE	1:E:160:GLN:CB	2.69	0.69
1:F:8:LEU:HD11	1:F:157:HIS:HD2	1.56	0.69
1:D:459:THR:HG23	1:D:462:ALA:H	1.55	0.69
1:A:459:THR:HG23	1:A:462:ALA:H	1.58	0.69
1:C:74:LEU:CD1	1:C:80:ILE:HD11	2.16	0.69
1:D:351:GLY:O	1:D:354:THR:OG1	2.10	0.69
1:E:263:THR:CG2	1:E:267:ARG:NH2	2.56	0.68
1:D:371:ARG:CG	1:D:395:VAL:O	2.42	0.68
1:E:60:ARG:HG2	1:E:86:ARG:HG2	1.75	0.68
1:B:143:LEU:HD13	1:B:171:GLN:HG3	1.75	0.68
1:F:162:VAL:CG2	1:F:206:MET:CG	2.70	0.68
1:E:263:THR:HG22	1:E:267:ARG:NH1	2.08	0.68
1:A:103:LEU:CD2	1:A:104:MET:HE1	2.23	0.68
1:C:17:TYR:OH	1:C:59:ASP:OD1	2.09	0.67
1:D:18:ASP:OD1	1:D:27:ARG:CD	2.42	0.67
1:F:11:LYS:HD3	1:F:134:PHE:CZ	2.29	0.67
1:A:308:ALA:CB	1:A:313:LEU:HD22	2.25	0.67
1:F:195:PRO:HG2	1:F:198:ILE:HD12	1.75	0.67
1:A:391:GLU:CD	3:A:501:GDP:O3'	2.33	0.67
1:C:101:ALA:O	4:C:722:HOH:O	2.12	0.67

*Continued on next page...*



*Continued from previous page...*

Atom-1	Atom-2	Interatomic distance (Å)	Clash overlap (Å)
1:A:223:PHE:CD2	1:A:252:LEU:HD21	2.30	0.67
1:B:233:ASP:O	1:B:245:TRP:CD1	2.48	0.67
1:B:162:VAL:HG23	1:B:206:MET:CG	2.24	0.67
1:B:308:ALA:CA	1:B:313:LEU:HD13	2.24	0.67
1:E:263:THR:HG23	1:E:267:ARG:NH2	2.10	0.67
1:F:14:ALA:O	1:F:30:LEU:CB	2.41	0.67
1:D:98:PHE:O	1:D:104:MET:HB2	1.95	0.66
1:F:380:SER:OG	1:F:383:ASP:OD2	2.09	0.66
1:E:60:ARG:CG	1:E:86:ARG:HG2	2.25	0.66
1:F:27:ARG:CD	1:F:29:TRP:CD1	2.71	0.66
1:A:281:GLY:HA2	4:A:611:HOH:O	1.95	0.66
1:C:374:ASP:OD1	1:C:398:ARG:NE	2.29	0.66
1:A:23:THR:HB	1:A:25:GLU:CD	2.16	0.66
1:C:13:ALA:CA	1:C:14:ALA:CB	2.72	0.66
1:C:419:ARG:HG2	1:C:419:ARG:HH11	1.61	0.66
1:A:269:PRO:N	4:A:636:HOH:O	2.28	0.66
1:C:11:LYS:NZ	1:C:96:GLN:OE1	2.29	0.65
1:E:237:ASP:OD1	1:E:239:GLU:N	2.29	0.65
1:E:263:THR:HG22	1:E:267:ARG:CZ	2.26	0.65
1:A:162:VAL:HG13	1:A:206:MET:HG2	1.78	0.65
1:D:103:LEU:HD23	1:D:104:MET:HE1	1.79	0.65
1:F:11:LYS:HG3	1:F:12:ARG:N	2.10	0.65
1:F:45:VAL:HG23	1:F:78:ARG:HH12	1.61	0.65
1:E:267:ARG:HG2	1:E:364:ASN:OD1	1.96	0.65
1:A:269:PRO:C	1:A:270:GLN:HG2	2.16	0.65
1:D:26:PRO:O	1:D:27:ARG:HB3	1.96	0.64
1:F:15:ILE:HG12	1:F:72:MET:HE2	1.79	0.64
1:B:99:MET:HE2	1:B:160:GLN:HG3	1.80	0.64
1:B:89:PRO:O	1:B:93:ARG:CG	2.43	0.64
1:D:113:ASP:HB3	1:E:113:ASP:HB3	1.80	0.64
1:E:267:ARG:CG	1:E:364:ASN:OD1	2.46	0.64
1:C:195:PRO:HG2	1:C:198:ILE:HD12	1.78	0.64
1:B:308:ALA:N	1:B:313:LEU:HD13	2.11	0.64
1:D:366:THR:HG21	3:D:501:GDP:C8	2.33	0.64
1:E:13:ALA:O	1:E:15:ILE:HD12	1.98	0.64
1:F:28:ALA:O	1:F:72:MET:HA	1.96	0.64
1:A:15:ILE:HG22	1:A:17:TYR:CE2	2.33	0.64
1:B:99:MET:CE	1:B:160:GLN:HG3	2.28	0.64
1:B:318:MET:HB3	1:B:355:VAL:HG13	1.80	0.64
1:C:116:THR:HG22	1:F:338:ARG:NH2	2.12	0.64
1:B:162:VAL:CG2	1:B:206:MET:HG2	2.26	0.63

*Continued on next page...*

*Continued from previous page...*

Atom-1	Atom-2	Interatomic distance (Å)	Clash overlap (Å)
1:C:74:LEU:CG	1:C:80:ILE:HD12	2.28	0.63
3:A:501:GDP:O3B	2:G:2:GLC:O1	2.16	0.63
1:D:387:LEU:HG	2:H:2:GLC:H62	1.78	0.63
1:E:237:ASP:OD1	1:E:237:ASP:C	2.36	0.63
1:B:80:ILE:HG23	1:B:81:LEU:N	2.13	0.63
1:B:16:THR:HB	1:B:29:TRP:CE2	2.34	0.63
1:A:42:GLN:HG3	1:A:468:LEU:HD12	1.81	0.63
1:B:49:SER:O	1:B:50:TRP:CB	2.46	0.63
1:E:223:PHE:HD2	1:E:252:LEU:HD21	1.64	0.62
1:A:113:ASP:HB3	1:B:113:ASP:HB3	1.79	0.62
1:E:13:ALA:CB	1:E:50:TRP:CH2	2.82	0.62
1:F:338:ARG:HB2	1:F:338:ARG:NH1	2.01	0.62
1:C:113:ASP:HB3	1:F:113:ASP:HB3	1.81	0.62
1:F:417:TYR:CD2	1:F:454:ALA:CB	2.83	0.62
1:A:328:TYR:CE2	1:C:126:GLU:HG3	2.34	0.62
1:C:40:ALA:O	1:C:80:ILE:HD11	1.97	0.62
1:E:70:VAL:O	1:E:82:VAL:HG12	1.99	0.62
1:C:15:ILE:HG21	1:C:17:TYR:CE2	2.35	0.62
1:A:21:PRO:O	1:A:22:ALA:HB3	2.00	0.62
1:B:44:GLY:CA	1:B:80:ILE:HD11	2.30	0.62
1:F:335:TYR:HA	1:F:338:ARG:HH12	1.65	0.62
1:D:18:ASP:CG	1:D:29:TRP:HE1	2.03	0.61
1:C:13:ALA:HA	1:C:14:ALA:HB3	1.80	0.61
1:F:180:PHE:CE2	1:F:463:TRP:HZ2	2.18	0.61
1:B:223:PHE:HD2	1:B:252:LEU:HD21	1.65	0.61
1:D:99:MET:HA	1:D:104:MET:HB2	1.81	0.61
1:D:30:LEU:CD2	1:D:37:ASN:OD1	2.48	0.61
1:A:328:TYR:HE2	1:C:126:GLU:HG3	1.66	0.61
1:B:98:PHE:HZ	1:B:198:ILE:HD13	1.65	0.61
1:F:114:ARG:NH2	1:F:190:TYR:HD1	1.99	0.61
1:B:102:ASN:N	1:B:102:ASN:ND2	2.31	0.61
1:C:459:THR:HG23	1:C:462:ALA:H	1.66	0.61
1:D:18:ASP:OD1	1:D:27:ARG:NE	2.34	0.61
1:A:287:HIS:CE1	1:A:297:ALA:HA	2.36	0.60
1:F:8:LEU:HD11	1:F:157:HIS:CD2	2.35	0.60
1:E:15:ILE:CG1	1:E:72:MET:SD	2.90	0.60
1:E:284:LEU:HD12	1:E:317:ARG:O	2.01	0.60
1:A:60:ARG:HG2	1:A:86:ARG:HD2	1.82	0.60
1:D:159:TYR:O	1:D:162:VAL:HB	2.02	0.60
1:B:51:ILE:HD12	1:B:142:ILE:HD13	1.83	0.60
1:F:162:VAL:CG2	1:F:206:MET:SD	2.90	0.60

*Continued on next page...*

*Continued from previous page...*

Atom-1	Atom-2	Interatomic distance (Å)	Clash overlap (Å)
1:F:279:ALA:O	1:F:372:ARG:NH2	2.35	0.59
1:C:54:ALA:HB1	1:C:59:ASP:HB3	1.84	0.59
1:C:8:LEU:HD11	1:C:157:HIS:CD2	2.32	0.59
1:B:133:ARG:CZ	1:B:137:ASP:OD1	2.51	0.59
1:D:366:THR:OG1	3:D:501:GDP:N7	2.31	0.59
1:F:18:ASP:OD1	1:F:27:ARG:CD	2.51	0.59
1:C:116:THR:HG22	1:F:338:ARG:HH21	1.68	0.59
1:D:101:ALA:HA	1:D:105:TRP:HB3	1.84	0.59
1:A:135:THR:HG22	1:A:167:LEU:CD1	2.33	0.59
1:A:308:ALA:HA	1:A:313:LEU:HD22	1.83	0.59
1:E:228:ALA:HB2	1:E:236:ILE:HG12	1.86	0.58
1:F:56:SER:O	1:F:60:ARG:HG3	2.03	0.58
1:C:74:LEU:HD23	1:C:74:LEU:N	2.18	0.58
1:F:162:VAL:HG21	1:F:206:MET:SD	2.43	0.58
1:A:98:PHE:O	1:A:104:MET:HB2	2.02	0.58
1:B:11:LYS:O	1:B:11:LYS:CD	2.48	0.58
1:A:92:PHE:O	1:A:96:GLN:HG2	2.04	0.58
1:B:99:MET:HA	1:B:104:MET:HB2	1.85	0.58
1:C:158:ASP:N	1:C:180:PHE:O	2.37	0.58
1:D:120:PHE:CE2	1:D:195:PRO:HD3	2.39	0.58
1:B:63:SER:O	1:B:66:ASN:O	2.21	0.58
1:E:158:ASP:OD1	1:E:159:TYR:N	2.34	0.58
1:E:233:ASP:OD2	1:E:245:TRP:CD1	2.57	0.58
1:A:375:LEU:HD11	1:A:403:ILE:HD12	1.85	0.57
1:C:123:ASP:OD1	1:C:124:ALA:N	2.38	0.57
1:C:186:PRO:O	1:C:222:ASN:HB3	2.03	0.57
1:E:223:PHE:CD2	1:E:252:LEU:HD21	2.39	0.57
1:F:271:LEU:HD23	1:F:368:ALA:HB1	1.86	0.57
1:F:380:SER:CB	1:F:383:ASP:OD2	2.52	0.57
1:F:113:ASP:O	1:F:114:ARG:HB2	2.03	0.57
1:C:161:LEU:HD23	1:C:161:LEU:N	2.19	0.57
1:E:166:ALA:HB2	1:E:205:GLY:HA2	1.87	0.57
1:A:42:GLN:OE1	1:A:465:GLN:HG2	2.04	0.57
1:C:156:VAL:CG1	1:C:161:LEU:HB2	2.35	0.57
1:B:284:LEU:HD12	1:B:317:ARG:O	2.04	0.57
1:E:14:ALA:O	1:E:30:LEU:HD13	2.01	0.57
1:E:406:GLU:HG2	1:E:421:VAL:O	2.05	0.57
1:A:99:MET:HA	1:A:104:MET:HB2	1.86	0.56
3:A:501:GDP:PB	2:G:1:GLC:C3	2.89	0.56
1:A:29:TRP:N	1:A:29:TRP:HD1	2.03	0.56
1:B:307:ALA:C	1:B:313:LEU:HD13	2.20	0.56

*Continued on next page...*

*Continued from previous page...*

Atom-1	Atom-2	Interatomic distance (Å)	Clash overlap (Å)
1:D:272:PRO:HG3	1:D:365:HIS:HB3	1.86	0.56
1:F:272:PRO:HG2	1:F:275:ILE:HG13	1.87	0.56
1:B:314:GLU:O	1:B:315:LYS:HB2	2.05	0.56
1:D:223:PHE:HD2	1:D:252:LEU:HD21	1.67	0.56
1:A:361:ASN:OD1	3:A:501:GDP:N1	2.36	0.56
1:C:249:ARG:HH11	1:C:249:ARG:CG	2.14	0.56
1:D:164:VAL:N	1:D:165:PRO:CD	2.68	0.56
1:C:159:TYR:CA	1:C:162:VAL:HG13	2.35	0.56
1:F:158:ASP:N	1:F:180:PHE:O	2.36	0.56
1:E:240:ALA:CB	1:E:242:THR:HG23	2.36	0.56
1:F:162:VAL:O	1:F:165:PRO:HD2	2.06	0.56
1:C:16:THR:O	1:C:28:ALA:HA	2.06	0.56
1:F:459:THR:HG23	1:F:462:ALA:H	1.70	0.56
1:C:313:LEU:CB	1:C:316:THR:HG21	2.33	0.55
1:E:263:THR:CG2	1:E:267:ARG:NH1	2.68	0.55
1:E:15:ILE:CG2	1:E:16:THR:N	2.70	0.55
1:D:92:PHE:O	1:D:96:GLN:HG2	2.06	0.55
1:D:375:LEU:HD11	1:D:403:ILE:HD12	1.88	0.55
1:F:186:PRO:O	1:F:222:ASN:HB3	2.06	0.55
1:C:146:SER:O	1:C:172:ARG:NH2	2.40	0.55
1:D:103:LEU:CD2	1:D:104:MET:HE1	2.32	0.55
1:B:98:PHE:O	1:B:103:LEU:HB3	2.06	0.55
1:C:374:ASP:OD1	1:C:398:ARG:HD3	2.06	0.55
1:F:245:TRP:CE2	1:F:246:ARG:HG3	2.41	0.55
1:B:223:PHE:CD2	1:B:252:LEU:HD21	2.42	0.55
1:D:362:ASP:CG	1:D:365:HIS:HD2	2.09	0.55
1:A:225:GLU:CD	1:A:238:ARG:NH2	2.49	0.54
1:D:91:VAL:HG21	1:D:133:ARG:CD	2.36	0.54
1:A:253:ARG:NH1	1:A:470:GLY:HA2	2.23	0.54
1:C:254:THR:HG22	1:C:256:PRO:HD3	1.88	0.54
1:D:169:ARG:NH1	1:D:175:ALA:O	2.29	0.54
1:B:80:ILE:CG2	1:B:81:LEU:N	2.69	0.54
1:D:18:ASP:OD1	1:D:27:ARG:HG3	2.07	0.54
1:C:272:PRO:HG2	1:C:275:ILE:HG13	1.88	0.54
1:A:114:ARG:HD2	1:B:110:TYR:HB3	1.89	0.54
1:C:313:LEU:HB3	1:C:316:THR:CG2	2.35	0.54
1:C:374:ASP:OD1	1:C:398:ARG:CD	2.56	0.54
1:F:72:MET:SD	1:F:80:ILE:HD11	2.48	0.54
1:C:138:PHE:O	1:C:142:ILE:HG12	2.07	0.54
1:E:181:VAL:O	4:E:722:HOH:O	2.18	0.54
1:B:10:SER:HB2	1:B:50:TRP:HE1	1.71	0.53

*Continued on next page...*

*Continued from previous page...*

Atom-1	Atom-2	Interatomic distance (Å)	Clash overlap (Å)
1:F:15:ILE:HG12	1:F:72:MET:HE1	1.89	0.53
1:A:308:ALA:CB	1:A:313:LEU:CD2	2.83	0.53
1:D:343:VAL:HG13	1:D:355:VAL:HG22	1.91	0.53
1:B:49:SER:O	1:B:81:LEU:O	2.25	0.53
1:F:146:SER:O	1:F:172:ARG:NH2	2.41	0.53
1:A:83:ARG:HH22	1:A:144:LYS:HE3	1.72	0.53
1:D:298:GLU:HG3	1:D:338:ARG:HB3	1.90	0.53
1:F:401:ASP:OD2	1:F:419:ARG:NH2	2.31	0.53
1:A:162:VAL:HG13	1:A:206:MET:CG	2.39	0.52
1:E:73:GLU:HG2	1:E:73:GLU:O	2.07	0.52
1:F:10:SER:HA	1:F:161:LEU:HD22	1.90	0.52
1:C:401:ASP:OD2	1:C:419:ARG:NE	2.25	0.52
1:A:387:LEU:O	1:A:391:GLU:HG3	2.09	0.52
1:B:287:HIS:CE1	1:B:297:ALA:HB2	2.44	0.52
1:C:129:ALA:O	1:C:133:ARG:HG3	2.09	0.52
1:D:138:PHE:O	1:D:142:ILE:HG12	2.09	0.52
1:D:258:GLY:O	1:D:387:LEU:HD22	2.10	0.52
1:B:278:TRP:HE1	1:B:317:ARG:NH1	2.06	0.52
1:F:14:ALA:O	1:F:30:LEU:HA	2.10	0.52
1:E:269:PRO:HA	1:E:364:ASN:HB3	1.91	0.52
1:F:45:VAL:HG23	1:F:78:ARG:NH1	2.25	0.52
1:A:371:ARG:HG2	1:A:395:VAL:O	2.10	0.52
1:C:279:ALA:O	1:C:372:ARG:NH2	2.43	0.52
1:F:27:ARG:HD3	1:F:29:TRP:NE1	2.22	0.52
1:F:27:ARG:CD	1:F:29:TRP:HD1	2.09	0.52
1:A:272:PRO:HG3	1:A:365:HIS:HB3	1.92	0.52
1:B:307:ALA:HB1	1:B:313:LEU:HD11	1.92	0.52
1:D:60:ARG:NH1	1:D:60:ARG:HG2	2.26	0.51
1:B:15:ILE:HA	1:B:29:TRP:O	2.10	0.51
1:D:60:ARG:HG2	1:D:60:ARG:HH11	1.76	0.51
1:A:308:ALA:N	1:A:313:LEU:HD22	2.25	0.51
1:A:391:GLU:OE1	3:A:501:GDP:O3'	2.28	0.51
1:A:269:PRO:O	1:A:270:GLN:NE2	2.44	0.51
1:F:54:ALA:HB1	1:F:59:ASP:HB3	1.92	0.51
1:B:314:GLU:O	1:B:315:LYS:CB	2.59	0.51
1:E:60:ARG:NH1	1:E:86:ARG:CB	2.74	0.51
1:A:162:VAL:CG1	1:A:206:MET:CG	2.89	0.51
1:D:110:TYR:HB3	1:E:114:ARG:HD3	1.92	0.51
1:D:278:TRP:CE2	1:D:317:ARG:HD3	2.45	0.51
1:B:192:ARG:HD2	1:B:229:ASP:OD2	2.11	0.51
1:F:14:ALA:O	1:F:30:LEU:CA	2.59	0.51

*Continued on next page...*

*Continued from previous page...*

Atom-1	Atom-2	Interatomic distance (Å)	Clash overlap (Å)
1:A:23:THR:CB	1:A:25:GLU:OE1	2.59	0.50
1:C:157:HIS:O	1:C:158:ASP:CB	2.59	0.50
1:D:270:GLN:O	1:D:368:ALA:HB2	2.11	0.50
1:E:157:HIS:O	1:E:158:ASP:CB	2.60	0.50
1:C:41:GLU:HA	1:C:74:LEU:HD12	1.93	0.50
1:A:120:PHE:CE2	1:A:195:PRO:HD3	2.46	0.50
3:A:501:GDP:O3B	2:G:1:GLC:O2	2.30	0.50
1:F:28:ALA:O	1:F:72:MET:CA	2.59	0.50
1:B:307:ALA:CB	1:B:313:LEU:HD11	2.42	0.50
1:B:308:ALA:HA	1:B:313:LEU:HD13	1.83	0.50
1:C:102:ASN:HB3	1:C:329:VAL:HG11	1.93	0.50
1:C:401:ASP:CG	1:C:419:ARG:HE	2.13	0.50
1:B:166:ALA:HB2	1:B:205:GLY:HA2	1.93	0.50
1:F:11:LYS:HE3	4:F:709:HOH:O	2.10	0.50
1:E:267:ARG:HG3	1:E:364:ASN:OD1	2.12	0.50
1:B:162:VAL:CG2	1:B:206:MET:SD	3.00	0.50
1:C:110:TYR:CB	1:F:114:ARG:HD2	2.37	0.50
1:C:219:TRP:HZ2	1:C:383:ASP:O	1.94	0.50
1:E:362:ASP:HB3	1:E:365:HIS:ND1	2.27	0.50
3:F:600:GDP:O1B	3:F:600:GDP:O5'	2.30	0.50
1:A:290:ARG:CZ	2:G:1:GLC:O4	2.59	0.49
1:B:41:GLU:HB3	1:B:460:LEU:CD2	2.40	0.49
1:B:162:VAL:HG22	1:B:206:MET:CG	2.40	0.49
1:D:372:ARG:O	1:D:372:ARG:HG3	2.10	0.49
1:D:15:ILE:HG12	1:D:30:LEU:HD12	1.94	0.49
1:D:15:ILE:HD11	1:D:82:VAL:HG11	1.95	0.49
1:D:91:VAL:HG21	1:D:133:ARG:HD2	1.93	0.49
1:A:162:VAL:O	1:A:165:PRO:HD2	2.12	0.49
1:C:390:PHE:O	1:C:393:PRO:HD2	2.13	0.49
1:B:15:ILE:HG12	1:B:72:MET:SD	2.51	0.49
1:C:229:ASP:OD1	1:F:218:ARG:NH2	2.44	0.49
1:C:298:GLU:HG3	1:C:338:ARG:HG2	1.95	0.49
1:F:138:PHE:O	1:F:142:ILE:HG12	2.12	0.49
1:D:48:ILE:O	1:D:80:ILE:HG13	2.13	0.49
3:A:501:GDP:O5'	3:A:501:GDP:O1B	2.30	0.49
1:F:18:ASP:CG	1:F:27:ARG:NH1	2.51	0.49
1:A:224:LEU:HD21	1:A:252:LEU:HD13	1.95	0.49
1:D:162:VAL:HG22	1:D:206:MET:HG2	1.93	0.49
1:E:88:ASP:OD1	1:E:89:PRO:N	2.45	0.49
1:B:98:PHE:CE1	1:B:103:LEU:HG	2.48	0.49
1:B:99:MET:CE	1:B:159:TYR:CE2	2.96	0.49

*Continued on next page...*

*Continued from previous page...*

Atom-1	Atom-2	Interatomic distance (Å)	Clash overlap (Å)
1:A:281:GLY:N	4:A:611:HOH:O	2.45	0.49
1:A:456:ARG:N	1:A:457:PRO:HD2	2.28	0.49
1:C:156:VAL:HG12	1:C:161:LEU:HB2	1.95	0.49
1:C:13:ALA:HA	1:C:14:ALA:HB2	1.93	0.49
1:A:269:PRO:O	1:A:270:GLN:CD	2.52	0.48
1:B:304:PHE:CD1	1:B:304:PHE:C	2.87	0.48
1:C:11:LYS:HG3	1:C:134:PHE:HZ	1.78	0.48
3:D:501:GDP:O2A	2:H:2:GLC:H5	2.12	0.48
1:B:323:ASN:OD1	1:B:361:ASN:ND2	2.46	0.48
1:C:15:ILE:HG22	1:C:17:TYR:CE1	2.48	0.48
1:C:271:LEU:HD23	1:C:368:ALA:HB1	1.95	0.48
1:B:391:GLU:OE2	3:B:600:GDP:O3'	2.32	0.48
3:B:600:GDP:O2B	3:B:600:GDP:O5'	2.30	0.48
1:E:234:ALA:CB	1:E:245:TRP:CD1	2.90	0.48
1:F:95:VAL:HG21	1:F:134:PHE:HB2	1.96	0.48
1:A:15:ILE:HD11	1:A:82:VAL:HG11	1.94	0.48
1:A:20:ASP:OD1	1:A:27:ARG:CD	2.58	0.48
1:A:281:GLY:CA	4:A:611:HOH:O	2.58	0.48
1:B:262:LEU:O	1:B:264:LEU:N	2.46	0.48
1:A:101:ALA:HA	1:A:105:TRP:HB3	1.96	0.48
1:C:17:TYR:O	1:C:18:ASP:OD1	2.30	0.48
1:C:74:LEU:HD21	1:C:80:ILE:HD12	1.95	0.48
1:F:12:ARG:NH2	1:F:325:ASN:OD1	2.34	0.48
1:A:308:ALA:HA	1:A:313:LEU:HB2	1.96	0.48
1:B:362:ASP:HB3	1:B:365:HIS:ND1	2.29	0.48
1:A:323:ASN:OD1	3:A:501:GDP:O6	2.31	0.48
1:C:161:LEU:O	1:C:162:VAL:C	2.50	0.48
1:D:477:ALA:O	1:D:478:ARG:HD2	2.14	0.48
1:E:60:ARG:HG3	1:E:86:ARG:HG2	1.94	0.48
1:E:99:MET:HE3	1:E:160:GLN:CB	2.42	0.48
1:D:83:ARG:HH22	1:D:144:LYS:HE3	1.79	0.48
1:E:80:ILE:N	4:E:741:HOH:O	2.47	0.48
1:F:236:ILE:HG22	1:F:243:VAL:HG22	1.95	0.48
1:A:72:MET:N	1:A:80:ILE:O	2.45	0.48
1:F:40:ALA:HB1	1:F:80:ILE:HD13	1.96	0.48
1:C:218:ARG:NH2	1:F:229:ASP:OD1	2.47	0.47
1:D:164:VAL:N	1:D:165:PRO:HD2	2.28	0.47
1:A:45:VAL:O	1:A:45:VAL:CG2	2.62	0.47
1:B:162:VAL:HG22	1:B:206:MET:HG3	1.96	0.47
1:F:254:THR:HG22	1:F:256:PRO:HD3	1.95	0.47
1:B:18:ASP:O	1:B:27:ARG:HB3	2.14	0.47

*Continued on next page...*

*Continued from previous page...*

Atom-1	Atom-2	Interatomic distance (Å)	Clash overlap (Å)
1:C:112:TRP:CD2	1:C:118:PRO:HG3	2.49	0.47
1:E:61:ARG:O	1:E:63:SER:N	2.47	0.47
1:D:161:LEU:O	1:D:164:VAL:HB	2.15	0.47
1:F:338:ARG:HH11	1:F:338:ARG:HB3	1.70	0.47
1:C:35:THR:HG23	1:C:182:HIS:CE1	2.49	0.47
1:C:143:LEU:HD13	1:C:171:GLN:HG3	1.97	0.47
1:E:13:ALA:HA	1:E:50:TRP:HH2	1.79	0.47
1:D:6:ILE:HD12	1:D:45:VAL:HG22	1.97	0.47
1:D:371:ARG:HG3	1:D:395:VAL:O	2.15	0.47
1:D:390:PHE:O	1:D:393:PRO:HD2	2.14	0.47
1:F:28:ALA:O	1:F:72:MET:CB	2.63	0.47
1:B:278:TRP:HE1	1:B:317:ARG:HH11	1.61	0.47
1:E:37:ASN:OD1	1:E:41:GLU:HG3	2.15	0.47
1:E:61:ARG:O	1:E:62:ALA:C	2.52	0.47
1:F:159:TYR:O	1:F:160:GLN:C	2.54	0.47
1:F:162:VAL:HG22	1:F:206:MET:HG3	1.91	0.47
1:B:234:ALA:O	1:B:235:ARG:NE	2.48	0.47
1:C:228:ALA:HB2	1:C:236:ILE:HD13	1.97	0.47
1:E:138:PHE:O	1:E:142:ILE:HG12	2.15	0.47
1:F:207:LEU:O	1:F:250:THR:OG1	2.33	0.47
1:B:138:PHE:O	1:B:142:ILE:HG12	2.15	0.46
1:C:293:PRO:HA	1:C:335:TYR:CD1	2.50	0.46
1:D:12:ARG:HA	1:D:52:ALA:HB1	1.96	0.46
1:A:17:TYR:N	1:A:17:TYR:CD2	2.82	0.46
3:A:501:GDP:O1B	2:G:1:GLC:O2	2.33	0.46
1:C:51:ILE:HD12	1:C:142:ILE:HD13	1.96	0.46
1:D:91:VAL:HG21	1:D:133:ARG:HD3	1.97	0.46
1:F:374:ASP:OD1	1:F:398:ARG:CD	2.63	0.46
1:C:208:PRO:HG3	1:C:248:HIS:HE1	1.79	0.46
1:E:37:ASN:OD1	1:E:37:ASN:O	2.34	0.46
1:F:338:ARG:NH1	1:F:338:ARG:HB3	2.27	0.46
1:E:74:LEU:HD11	1:E:80:ILE:HD13	1.97	0.46
1:A:4:SER:N	1:A:44:GLY:O	2.48	0.46
1:B:100:THR:OG1	1:B:102:ASN:ND2	2.49	0.46
1:B:317:ARG:HH12	1:B:353:ASP:C	2.16	0.46
1:E:390:PHE:O	1:E:393:PRO:HD2	2.16	0.46
1:B:181:VAL:HG12	1:B:183:ILE:H	1.81	0.46
1:E:234:ALA:HB2	1:E:245:TRP:CG	2.49	0.46
1:F:68:ASP:OD1	1:F:68:ASP:N	2.47	0.46
1:A:15:ILE:CG2	1:A:16:THR:N	2.77	0.46
1:D:320:VAL:HG12	1:D:322:MET:HG3	1.98	0.46

*Continued on next page...*



*Continued from previous page...*

Atom-1	Atom-2	Interatomic distance (Å)	Clash overlap (Å)
1:F:45:VAL:HG22	1:F:78:ARG:HH12	1.76	0.46
1:F:389:THR:HG23	1:F:414:LEU:HD12	1.96	0.46
1:A:15:ILE:HG23	1:A:29:TRP:O	2.16	0.46
1:E:37:ASN:OD1	1:E:41:GLU:CG	2.64	0.46
1:A:72:MET:HG3	1:A:82:VAL:HG21	1.96	0.45
1:B:157:HIS:O	1:B:158:ASP:HB2	2.15	0.45
1:D:83:ARG:HH11	1:D:145:SER:HB3	1.81	0.45
1:B:11:LYS:CD	1:B:11:LYS:C	2.83	0.45
1:B:162:VAL:HG21	1:B:202:ILE:HG23	1.99	0.45
1:F:11:LYS:HG2	1:F:160:GLN:HG2	1.98	0.45
1:F:51:ILE:HD12	1:F:142:ILE:HD13	1.97	0.45
1:F:89:PRO:O	1:F:93:ARG:HG3	2.16	0.45
1:C:424:PHE:CD2	1:F:193:ILE:HG23	2.51	0.45
1:E:94:ASN:HD22	1:E:130:ASP:CG	2.00	0.45
1:E:323:ASN:OD1	1:E:361:ASN:ND2	2.49	0.45
1:A:295:LYS:NZ	1:A:383:ASP:OD2	2.49	0.45
1:B:245:TRP:CE2	1:B:246:ARG:HG3	2.52	0.45
1:B:272:PRO:HA	1:B:365:HIS:CD2	2.52	0.45
1:C:89:PRO:O	1:C:93:ARG:HG3	2.15	0.45
1:D:230:LEU:HD22	4:D:607:HOH:O	2.16	0.45
1:E:271:LEU:HD12	1:E:276:GLU:HB2	1.99	0.45
1:E:324:PRO:HD2	1:E:360:ASP:O	2.16	0.45
1:C:236:ILE:HG22	1:C:243:VAL:HG22	1.99	0.45
1:D:279:ALA:O	1:D:372:ARG:NH2	2.49	0.45
1:E:28:ALA:HB3	1:E:71:THR:O	2.17	0.45
1:A:6:ILE:HG12	1:A:153:VAL:HB	1.99	0.45
1:D:391:GLU:CD	3:D:501:GDP:O3'	2.52	0.45
1:E:37:ASN:OD1	1:E:37:ASN:C	2.55	0.45
1:B:278:TRP:NE1	1:B:317:ARG:NH1	2.64	0.45
1:B:10:SER:O	1:B:52:ALA:HA	2.17	0.45
1:C:13:ALA:HB1	1:C:30:LEU:HD11	1.96	0.45
1:A:42:GLN:HG3	1:A:468:LEU:HD11	1.99	0.45
1:A:60:ARG:NH2	1:F:315:LYS:H	2.15	0.45
1:F:17:TYR:HD1	1:F:28:ALA:HB2	1.81	0.45
1:A:103:LEU:HD23	1:A:104:MET:CE	2.43	0.44
1:D:103:LEU:HD23	1:D:104:MET:CE	2.33	0.44
1:D:334:ASP:OD2	1:F:93:ARG:NH1	2.50	0.44
1:E:63:SER:O	1:E:66:ASN:O	2.34	0.44
1:B:387:LEU:O	1:B:391:GLU:HG3	2.17	0.44
1:F:54:ALA:HB2	1:F:84:LEU:HB3	1.98	0.44
1:F:390:PHE:O	1:F:393:PRO:HD2	2.17	0.44

*Continued on next page...*

*Continued from previous page...*

Atom-1	Atom-2	Interatomic distance (Å)	Clash overlap (Å)
1:F:417:TYR:CZ	1:F:454:ALA:HB2	2.51	0.44
1:A:212:ILE:O	1:A:252:LEU:HA	2.17	0.44
1:B:99:MET:HE2	1:B:159:TYR:CE2	2.52	0.44
1:E:169:ARG:HD3	1:E:173:PRO:HA	1.99	0.44
1:A:215:PHE:CE1	1:A:257:LEU:HB3	2.52	0.44
1:A:225:GLU:OE1	1:A:238:ARG:NH2	2.50	0.44
1:B:169:ARG:HD3	1:B:173:PRO:HA	1.98	0.44
1:E:245:TRP:CE2	1:E:246:ARG:HG3	2.52	0.44
1:F:219:TRP:HZ2	1:F:383:ASP:O	2.01	0.44
1:A:12:ARG:HA	1:A:52:ALA:HB1	1.98	0.44
1:B:192:ARG:HB3	4:B:717:HOH:O	2.18	0.44
1:B:230:LEU:O	1:B:231:LEU:HD23	2.17	0.44
1:C:54:ALA:HB2	1:C:84:LEU:HB3	1.99	0.44
1:D:120:PHE:CD2	1:D:195:PRO:HD3	2.52	0.44
1:F:374:ASP:OD1	1:F:398:ARG:HD2	2.18	0.44
1:A:21:PRO:O	1:A:22:ALA:CB	2.65	0.44
1:A:290:ARG:NH2	4:A:607:HOH:O	2.50	0.44
1:C:11:LYS:HG3	1:C:134:PHE:CZ	2.52	0.44
3:A:501:GDP:PB	2:G:1:GLC:O2	2.76	0.44
1:B:272:PRO:HB2	1:B:275:ILE:HG13	1.99	0.44
1:B:272:PRO:N	1:B:365:HIS:HD2	2.16	0.44
1:B:363:VAL:HG23	3:B:600:GDP:C4	2.53	0.44
1:C:7:PHE:CZ	1:C:146:SER:HA	2.53	0.44
1:C:389:THR:HG23	1:C:414:LEU:HD12	2.00	0.44
1:D:371:ARG:HD3	1:D:397:GLU:HG3	2.00	0.44
1:E:478:ARG:HG3	1:E:479:THR:HG23	2.00	0.44
1:B:283:ARG:NH1	1:B:437:LEU:O	2.51	0.44
1:D:215:PHE:CE1	1:D:257:LEU:HB3	2.53	0.44
1:E:8:LEU:HD23	1:E:50:TRP:HB2	2.00	0.44
1:E:478:ARG:HG3	1:E:479:THR:N	2.32	0.44
1:D:6:ILE:HG12	1:D:153:VAL:HB	1.99	0.44
1:D:270:GLN:O	1:D:368:ALA:CB	2.66	0.44
1:E:15:ILE:HG22	1:E:16:THR:N	2.33	0.44
1:A:83:ARG:HH11	1:A:145:SER:HB3	1.84	0.43
1:C:419:ARG:HG2	1:C:419:ARG:NH1	2.29	0.43
1:E:157:HIS:O	1:E:158:ASP:HB2	2.17	0.43
1:E:272:PRO:HA	1:E:365:HIS:CD2	2.53	0.43
1:A:279:ALA:O	1:A:282:HIS:HB2	2.18	0.43
1:A:57:GLU:CD	1:A:60:ARG:NH2	2.58	0.43
1:E:34:GLY:N	4:E:710:HOH:O	2.51	0.43
1:A:72:MET:HB3	1:A:72:MET:HE3	1.80	0.43

*Continued on next page...*

*Continued from previous page...*

Atom-1	Atom-2	Interatomic distance (Å)	Clash overlap (Å)
1:C:11:LYS:HD2	1:C:160:GLN:HG2	2.00	0.43
1:C:56:SER:OG	1:C:59:ASP:N	2.46	0.43
1:E:267:ARG:CD	1:E:367:ILE:CD1	2.93	0.43
1:C:427:VAL:HG23	1:F:121:GLY:HA2	2.00	0.43
1:A:19:THR:HG23	1:A:19:THR:O	2.18	0.43
1:D:235:ARG:HA	1:D:235:ARG:HD3	1.81	0.43
1:A:30:LEU:HB2	1:A:72:MET:HE3	2.01	0.43
1:A:48:ILE:HG23	1:A:80:ILE:HG13	2.00	0.43
1:A:100:THR:OG1	1:A:102:ASN:ND2	2.51	0.43
1:F:7:PHE:CZ	1:F:146:SER:HA	2.53	0.43
1:F:293:PRO:HA	1:F:335:TYR:CD1	2.54	0.43
1:A:51:ILE:HD13	1:A:142:ILE:HD12	2.01	0.42
1:A:235:ARG:HA	1:A:235:ARG:HD3	1.78	0.42
1:C:318:MET:HB3	1:C:355:VAL:HG13	2.01	0.42
1:D:366:THR:HG21	3:D:501:GDP:H8	1.83	0.42
1:E:240:ALA:C	1:E:242:THR:HG23	2.39	0.42
1:F:11:LYS:HG2	1:F:160:GLN:CG	2.48	0.42
1:F:387:LEU:HB2	3:F:600:GDP:O1A	2.19	0.42
1:A:279:ALA:O	1:A:372:ARG:NH2	2.52	0.42
1:A:88:ASP:HA	1:A:89:PRO:HD3	1.93	0.42
1:B:162:VAL:HG23	1:B:206:MET:SD	2.58	0.42
1:C:306:LEU:HD23	1:C:306:LEU:HA	1.83	0.42
1:D:260:SER:HA	1:D:261:PRO:HD3	1.85	0.42
1:F:35:THR:HG23	1:F:182:HIS:CE1	2.55	0.42
1:F:112:TRP:CD2	1:F:118:PRO:HG3	2.55	0.42
1:A:341:THR:O	1:A:345:GLU:HG3	2.20	0.42
1:A:362:ASP:OD2	1:A:365:HIS:HD2	2.03	0.42
1:B:101:ALA:N	1:B:105:TRP:HB3	2.34	0.42
1:E:10:SER:O	1:E:52:ALA:HA	2.20	0.42
1:E:230:LEU:O	1:E:231:LEU:HD23	2.20	0.42
1:A:34:GLY:O	1:A:38:VAL:HG23	2.20	0.42
1:B:143:LEU:CD1	1:B:171:GLN:HG3	2.49	0.42
1:C:103:LEU:HD21	1:C:120:PHE:HE1	1.85	0.42
1:E:130:ASP:HA	1:E:133:ARG:HD2	2.02	0.42
1:E:318:MET:HB3	1:E:355:VAL:CG1	2.31	0.42
1:A:166:ALA:HB2	1:A:205:GLY:HA2	2.02	0.42
1:C:159:TYR:HD1	1:C:159:TYR:H	1.66	0.42
1:D:363:VAL:HG22	3:D:501:GDP:C2	2.53	0.42
1:A:253:ARG:NH1	1:A:470:GLY:CA	2.83	0.42
1:C:14:ALA:O	1:C:30:LEU:HD12	2.20	0.42
1:D:169:ARG:HD2	1:D:173:PRO:HA	2.02	0.42

*Continued on next page...*

*Continued from previous page...*

Atom-1	Atom-2	Interatomic distance (Å)	Clash overlap (Å)
1:E:135:THR:HG22	1:E:167:LEU:HD22	2.00	0.42
1:E:236:ILE:CG2	1:E:243:VAL:HG22	2.29	0.42
1:F:88:ASP:HA	1:F:89:PRO:HD3	1.90	0.42
1:A:457:PRO:O	1:A:459:THR:N	2.48	0.42
1:B:70:VAL:O	1:B:81:LEU:HD12	2.19	0.42
1:C:114:ARG:HD2	1:F:110:TYR:HB3	2.01	0.42
1:C:193:ILE:HG23	1:F:424:PHE:CD2	2.55	0.42
1:D:66:ASN:HB3	1:D:69:GLY:O	2.20	0.42
1:D:182:HIS:N	1:D:182:HIS:CD2	2.87	0.42
1:E:73:GLU:O	1:E:73:GLU:CG	2.68	0.42
1:C:74:LEU:CD2	1:C:80:ILE:HD12	2.49	0.41
1:C:95:VAL:HG21	1:C:134:PHE:HB2	2.02	0.41
1:D:119:SER:HB2	4:D:630:HOH:O	2.20	0.41
1:D:427:VAL:HG23	1:E:121:GLY:HA2	2.02	0.41
1:E:154:TYR:OH	1:E:172:ARG:HG3	2.19	0.41
1:F:15:ILE:HG22	1:F:16:THR:N	2.34	0.41
1:A:320:VAL:HG12	1:A:322:MET:HG3	2.01	0.41
1:C:161:LEU:O	1:C:163:GLY:N	2.52	0.41
1:D:66:ASN:HB2	1:D:70:VAL:HG12	2.01	0.41
1:F:18:ASP:O	1:F:27:ARG:HB3	2.20	0.41
1:F:169:ARG:HA	1:F:169:ARG:HD3	1.83	0.41
1:B:181:VAL:HB	1:B:214:PHE:CE1	2.55	0.41
1:A:334:ASP:OD2	1:C:93:ARG:NH1	2.54	0.41
1:E:283:ARG:NH1	1:E:437:LEU:O	2.53	0.41
1:F:143:LEU:HD13	1:F:171:GLN:HG3	2.02	0.41
1:A:16:THR:C	1:A:17:TYR:CD2	2.94	0.41
1:B:104:MET:CE	1:B:104:MET:HA	2.47	0.41
1:E:13:ALA:HB2	1:E:50:TRP:CZ2	2.54	0.41
1:C:386:ASN:O	1:C:389:THR:HG22	2.20	0.41
1:D:372:ARG:O	1:D:398:ARG:HD3	2.20	0.41
1:F:335:TYR:CA	1:F:338:ARG:HH12	2.33	0.41
1:B:272:PRO:HB2	1:B:275:ILE:CG1	2.50	0.41
1:F:228:ALA:HB2	1:F:236:ILE:HD13	2.01	0.41
1:F:334:ASP:O	1:F:338:ARG:NH1	2.53	0.41
1:A:45:VAL:O	1:A:45:VAL:HG22	2.21	0.41
1:A:362:ASP:OD2	1:A:365:HIS:CD2	2.73	0.41
1:C:380:SER:HB2	1:C:408:CYS:SG	2.61	0.41
1:D:18:ASP:HB2	1:D:19:THR:H	1.73	0.41
1:D:371:ARG:HA	1:D:396:ASN:HA	2.03	0.41
1:F:98:PHE:O	1:F:102:ASN:HB3	2.20	0.41
1:B:232:PRO:O	1:B:235:ARG:NH2	2.54	0.41

*Continued on next page...*

Continued from previous page...

Atom-1	Atom-2	Interatomic distance (Å)	Clash overlap (Å)
1:C:31:ALA:HA	1:C:32:PRO:HD3	1.85	0.41
1:C:69:GLY:HA3	1:C:81:LEU:HG	2.03	0.41
1:F:125:ARG:HA	1:F:125:ARG:HD3	1.96	0.41
1:E:51:ILE:CG2	1:E:85:ILE:HD11	2.51	0.40
1:A:35:THR:HG23	1:A:36:GLY:N	2.36	0.40
1:C:169:ARG:HA	1:C:169:ARG:HD3	1.85	0.40
1:C:421:VAL:HA	1:C:428:GLU:OE2	2.21	0.40
1:E:71:THR:HG22	1:E:81:LEU:HD12	2.02	0.40
1:E:171:GLN:O	1:E:173:PRO:HD3	2.21	0.40
1:E:267:ARG:HD3	1:E:367:ILE:CD1	2.47	0.40
1:A:37:ASN:OD1	1:A:37:ASN:N	2.55	0.40
1:B:284:LEU:HD12	1:B:284:LEU:HA	1.85	0.40
1:C:159:TYR:C	1:C:162:VAL:HG13	2.41	0.40
1:C:189:ASP:OD1	1:F:218:ARG:NH1	2.53	0.40
1:D:42:GLN:HG3	1:D:468:LEU:HD12	2.02	0.40
1:D:279:ALA:O	1:D:282:HIS:HB2	2.20	0.40
1:D:298:GLU:O	1:D:302:ARG:HG3	2.21	0.40
1:E:61:ARG:C	1:E:63:SER:N	2.72	0.40
1:E:181:VAL:HG12	1:E:183:ILE:H	1.87	0.40
1:E:302:ARG:HD3	1:E:302:ARG:HA	1.94	0.40
1:A:96:GLN:O	1:A:100:THR:HG23	2.21	0.40
1:A:298:GLU:HB2	1:A:339:VAL:HG22	2.03	0.40
1:B:11:LYS:HD2	1:B:11:LYS:C	2.36	0.40
1:C:15:ILE:HG22	1:C:17:TYR:CZ	2.51	0.40
1:D:164:VAL:H	1:D:165:PRO:CD	2.34	0.40
1:D:456:ARG:N	1:D:457:PRO:HD2	2.36	0.40
1:E:278:TRP:O	1:E:317:ARG:NH1	2.50	0.40
1:E:287:HIS:CE1	1:E:297:ALA:HB2	2.56	0.40
1:E:421:VAL:HG21	1:E:429:GLN:HG3	2.04	0.40
1:B:18:ASP:OD1	1:B:27:ARG:HD3	2.21	0.40
1:B:30:LEU:HD22	1:B:72:MET:CE	2.51	0.40
1:B:421:VAL:HG21	1:B:429:GLN:HG3	2.03	0.40
1:D:96:GLN:O	1:D:100:THR:HG23	2.22	0.40
1:E:264:LEU:HD12	1:E:264:LEU:H	1.86	0.40

All (3) symmetry-related close contacts are listed below. The label for Atom-2 includes the symmetry operator and encoded unit-cell translations to be applied.

Atom-1	Atom-2	Interatomic distance (Å)	Clash overlap (Å)
1:C:442:ARG:NH2	1:D:397:GLU:OE1[4_445]	1.75	0.45

Continued on next page...

Continued from previous page...

Atom-1	Atom-2	Interatomic distance (Å)	Clash overlap (Å)
1:D:264:LEU:C	4:C:721:HOH:O[4_455]	2.09	0.11
1:B:443:GLN:OE1	4:A:616:HOH:O[2_555]	2.19	0.01

## 5.3 Torsion angles [i](#)

### 5.3.1 Protein backbone [i](#)

In the following table, the Percentiles column shows the percent Ramachandran outliers of the chain as a percentile score with respect to all X-ray entries followed by that with respect to entries of similar resolution.

The Analysed column shows the number of residues for which the backbone conformation was analysed, and the total number of residues.

Mol	Chain	Analysed	Favoured	Allowed	Outliers	Percentiles	
1	A	466/497 (94%)	438 (94%)	22 (5%)	6 (1%)	12	36
1	B	455/497 (92%)	426 (94%)	26 (6%)	3 (1%)	22	53
1	C	452/497 (91%)	428 (95%)	21 (5%)	3 (1%)	22	53
1	D	458/497 (92%)	435 (95%)	20 (4%)	3 (1%)	22	53
1	E	455/497 (92%)	427 (94%)	25 (6%)	3 (1%)	22	53
1	F	452/497 (91%)	426 (94%)	23 (5%)	3 (1%)	22	53
All	All	2738/2982 (92%)	2580 (94%)	137 (5%)	21 (1%)	19	49

All (21) Ramachandran outliers are listed below:

Mol	Chain	Res	Type
1	B	158	ASP
1	E	158	ASP
1	A	458	TRP
1	C	158	ASP
1	E	386	ASN
1	F	478	ARG
1	B	263	THR
1	B	386	ASN
1	A	42	GLN
1	A	158	ASP
1	A	192	ARG
1	A	270	GLN
1	C	386	ASN

Continued on next page...

*Continued from previous page...*

Mol	Chain	Res	Type
1	C	478	ARG
1	E	62	ALA
1	F	386	ASN
1	D	158	ASP
1	F	158	ASP
1	D	27	ARG
1	A	208	PRO
1	D	208	PRO

### 5.3.2 Protein sidechains [i](#)

In the following table, the Percentiles column shows the percent sidechain outliers of the chain as a percentile score with respect to all X-ray entries followed by that with respect to entries of similar resolution.

The Analysed column shows the number of residues for which the sidechain conformation was analysed, and the total number of residues.

Mol	Chain	Analysed	Rotameric	Outliers	Percentiles	
1	A	375/395 (95%)	368 (98%)	7 (2%)	57	85
1	B	371/395 (94%)	362 (98%)	9 (2%)	49	81
1	C	367/395 (93%)	360 (98%)	7 (2%)	57	85
1	D	371/395 (94%)	365 (98%)	6 (2%)	62	88
1	E	371/395 (94%)	360 (97%)	11 (3%)	41	75
1	F	368/395 (93%)	357 (97%)	11 (3%)	41	75
All	All	2223/2370 (94%)	2172 (98%)	51 (2%)	50	82

All (51) residues with a non-rotameric sidechain are listed below:

Mol	Chain	Res	Type
1	A	16	THR
1	A	17	TYR
1	A	29	TRP
1	A	37	ASN
1	A	189	ASP
1	A	211	THR
1	A	353	ASP
1	B	41	GLU
1	B	58	ASP
1	B	78	ARG

*Continued on next page...*

*Continued from previous page...*

Mol	Chain	Res	Type
1	B	80	ILE
1	B	93	ARG
1	B	102	ASN
1	B	103	LEU
1	B	104	MET
1	B	250	THR
1	C	242	THR
1	C	249	ARG
1	C	250	THR
1	C	353	ASP
1	C	383	ASP
1	C	418	CYS
1	C	419	ARG
1	D	27	ARG
1	D	103	LEU
1	D	161	LEU
1	D	325	ASN
1	D	353	ASP
1	D	371	ARG
1	E	27	ARG
1	E	48	ILE
1	E	50	TRP
1	E	59	ASP
1	E	60	ARG
1	E	71	THR
1	E	88	ASP
1	E	93	ARG
1	E	97	ASN
1	E	233	ASP
1	E	237	ASP
1	F	10	SER
1	F	11	LYS
1	F	12	ARG
1	F	27	ARG
1	F	68	ASP
1	F	158	ASP
1	F	242	THR
1	F	298	GLU
1	F	317	ARG
1	F	353	ASP
1	F	383	ASP

Sometimes sidechains can be flipped to improve hydrogen bonding and reduce clashes. All (14)



such sidechains are listed below:

Mol	Chain	Res	Type
1	A	102	ASN
1	A	117	GLN
1	A	182	HIS
1	A	365	HIS
1	B	102	ASN
1	C	157	HIS
1	D	109	ASN
1	D	182	HIS
1	D	325	ASN
1	D	332	ASN
1	E	75	HIS
1	E	96	GLN
1	E	282	HIS
1	F	66	ASN

### 5.3.3 RNA [i](#)

There are no RNA molecules in this entry.

## 5.4 Non-standard residues in protein, DNA, RNA chains [i](#)

There are no non-standard protein/DNA/RNA residues in this entry.

## 5.5 Carbohydrates [i](#)

4 monosaccharides are modelled in this entry.

In the following table, the Counts columns list the number of bonds (or angles) for which Mogul statistics could be retrieved, the number of bonds (or angles) that are observed in the model and the number of bonds (or angles) that are defined in the Chemical Component Dictionary. The Link column lists molecule types, if any, to which the group is linked. The Z score for a bond length (or angle) is the number of standard deviations the observed value is removed from the expected value. A bond length (or angle) with  $|Z| > 2$  is considered an outlier worth inspection. RMSZ is the root-mean-square of all Z scores of the bond lengths (or angles).

Mol	Type	Chain	Res	Link	Bond lengths			Bond angles		
					Counts	RMSZ	$\# Z  > 2$	Counts	RMSZ	$\# Z  > 2$
2	GLC	G	1	2	11,11,12	2.24	2 (18%)	15,15,17	0.84	0
2	GLC	G	2	2	12,12,12	1.70	3 (25%)	17,17,17	1.21	3 (17%)
2	GLC	H	1	2	11,11,12	2.22	2 (18%)	15,15,17	0.98	1 (6%)

Mol	Type	Chain	Res	Link	Bond lengths			Bond angles		
					Counts	RMSZ	# Z  > 2	Counts	RMSZ	# Z  > 2
2	GLC	H	2	2	12,12,12	1.75	3 (25%)	17,17,17	1.71	3 (17%)

In the following table, the Chirals column lists the number of chiral outliers, the number of chiral centers analysed, the number of these observed in the model and the number defined in the Chemical Component Dictionary. Similar counts are reported in the Torsion and Rings columns. '-' means no outliers of that kind were identified.

Mol	Type	Chain	Res	Link	Chirals	Torsions	Rings
2	GLC	G	1	2	-	1/2/19/22	0/1/1/1
2	GLC	G	2	2	-	2/2/22/22	0/1/1/1
2	GLC	H	1	2	-	2/2/19/22	0/1/1/1
2	GLC	H	2	2	-	2/2/22/22	0/1/1/1

All (10) bond length outliers are listed below:

Mol	Chain	Res	Type	Atoms	Z	Observed(Å)	Ideal(Å)
2	H	1	GLC	O5-C1	4.67	1.51	1.43
2	G	1	GLC	O5-C1	4.64	1.51	1.43
2	G	1	GLC	C2-C3	-4.62	1.45	1.52
2	H	1	GLC	C2-C3	-4.54	1.45	1.52
2	H	2	GLC	C4-C3	-3.40	1.43	1.52
2	G	2	GLC	C4-C3	-3.37	1.43	1.52
2	H	2	GLC	O3-C3	2.83	1.49	1.43
2	G	2	GLC	O3-C3	2.77	1.49	1.43
2	H	2	GLC	C3-C2	-2.32	1.46	1.52
2	G	2	GLC	C3-C2	-2.21	1.46	1.52

All (7) bond angle outliers are listed below:

Mol	Chain	Res	Type	Atoms	Z	Observed(°)	Ideal(°)
2	H	2	GLC	O5-C1-C2	4.25	117.87	110.28
2	H	2	GLC	C1-O5-C5	3.22	119.74	113.66
2	H	2	GLC	C1-C2-C3	3.00	116.54	110.31
2	G	2	GLC	C4-C3-C2	2.51	115.20	110.82
2	G	2	GLC	C1-C2-C3	2.48	115.47	110.31
2	G	2	GLC	O5-C1-C2	2.24	114.28	110.28
2	H	1	GLC	O5-C5-C6	2.21	110.67	107.20

There are no chirality outliers.

All (7) torsion outliers are listed below:

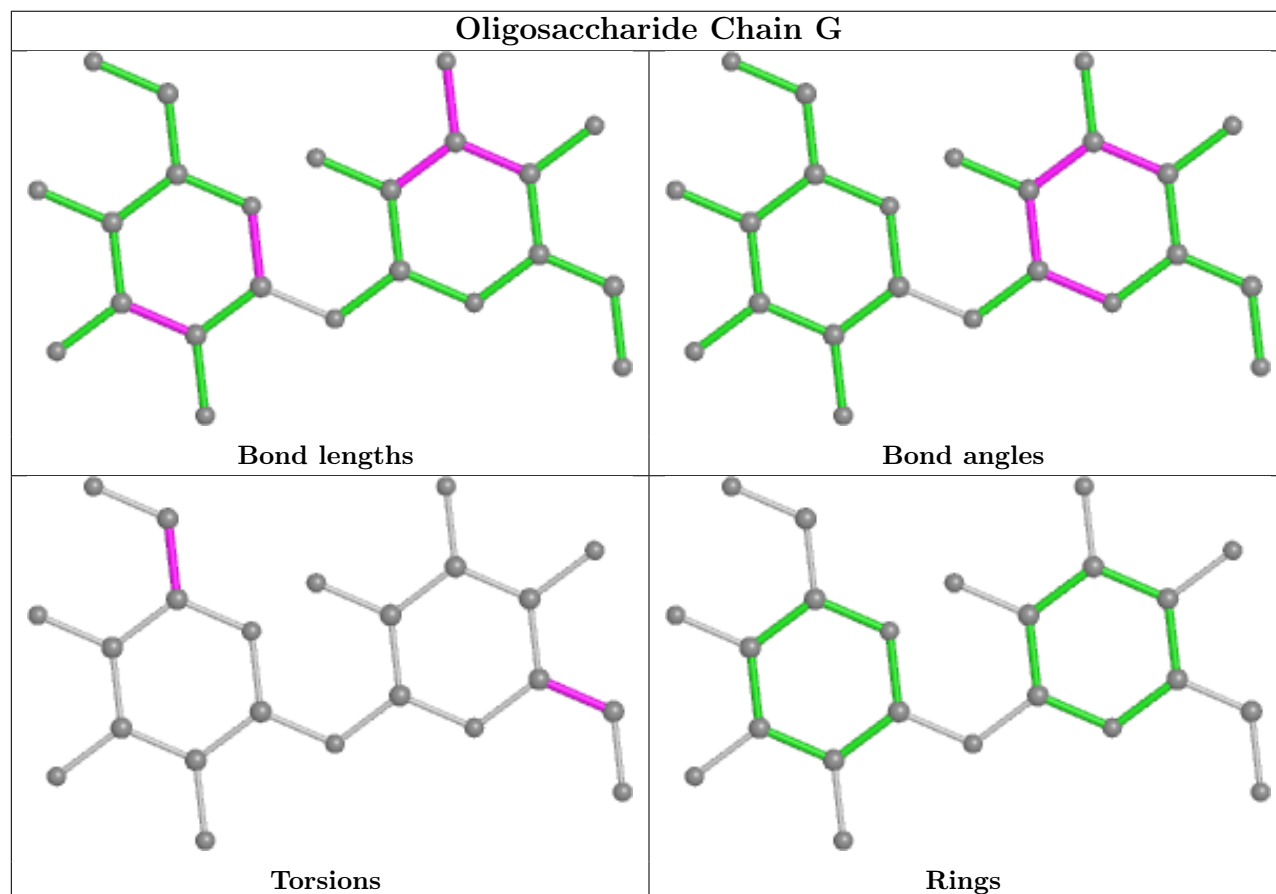
Mol	Chain	Res	Type	Atoms
2	H	2	GLC	O5-C5-C6-O6
2	H	1	GLC	O5-C5-C6-O6
2	H	2	GLC	C4-C5-C6-O6
2	H	1	GLC	C4-C5-C6-O6
2	G	2	GLC	O5-C5-C6-O6
2	G	1	GLC	O5-C5-C6-O6
2	G	2	GLC	C4-C5-C6-O6

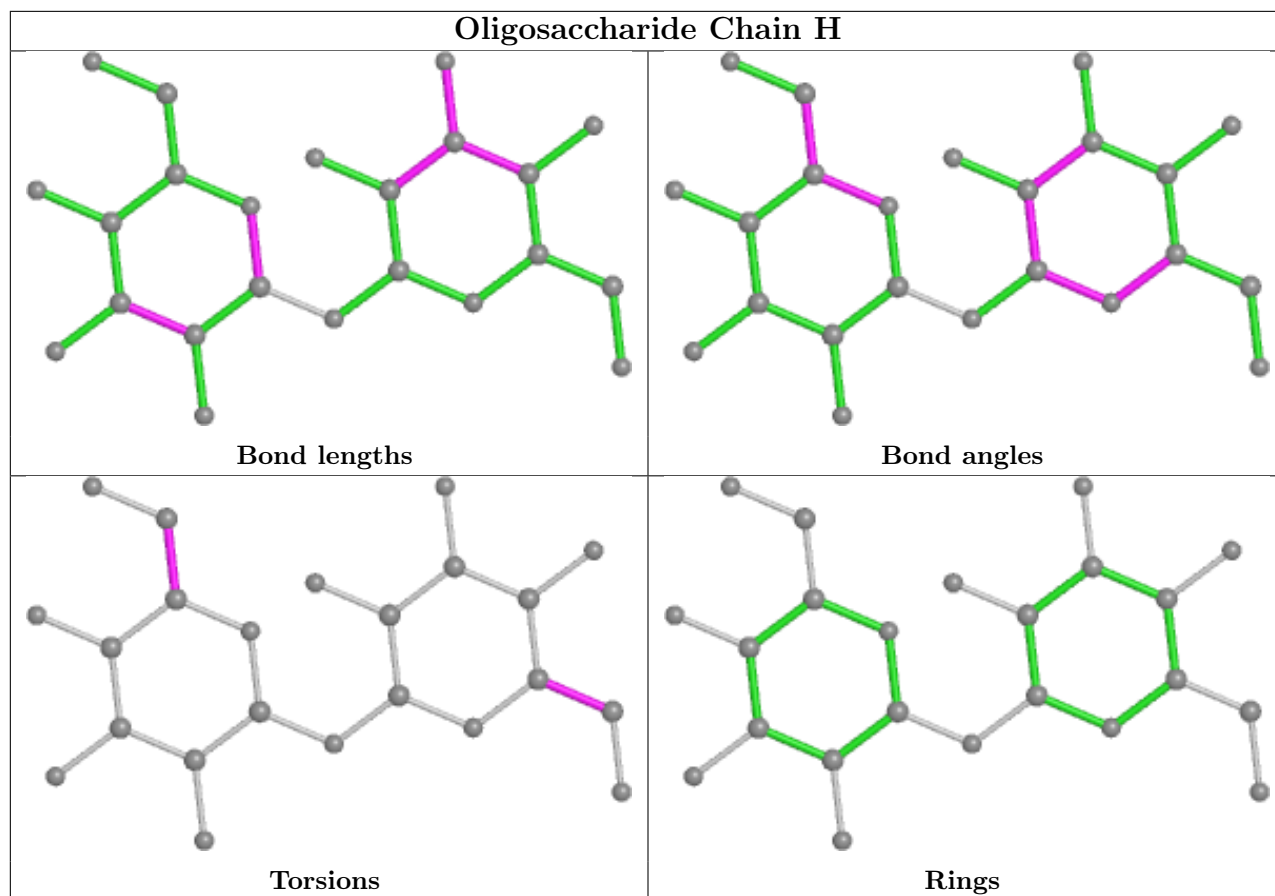
There are no ring outliers.

3 monomers are involved in 14 short contacts:

Mol	Chain	Res	Type	Clashes	Symm-Clashes
2	G	2	GLC	1	0
2	G	1	GLC	9	0
2	H	2	GLC	4	0

The following is a two-dimensional graphical depiction of Mogul quality analysis of bond lengths, bond angles, torsion angles, and ring geometry for oligosaccharide.





## 5.6 Ligand geometry [i](#)

6 ligands are modelled in this entry.

In the following table, the Counts columns list the number of bonds (or angles) for which Mogul statistics could be retrieved, the number of bonds (or angles) that are observed in the model and the number of bonds (or angles) that are defined in the Chemical Component Dictionary. The Link column lists molecule types, if any, to which the group is linked. The Z score for a bond length (or angle) is the number of standard deviations the observed value is removed from the expected value. A bond length (or angle) with  $|Z| > 2$  is considered an outlier worth inspection. RMSZ is the root-mean-square of all Z scores of the bond lengths (or angles).

Mol	Type	Chain	Res	Link	Bond lengths			Bond angles		
					Counts	RMSZ	$\# Z  > 2$	Counts	RMSZ	$\# Z  > 2$
3	GDP	C	600	-	24,30,30	0.95	1 (4%)	30,47,47	1.38	4 (13%)
3	GDP	B	600	-	24,30,30	0.94	1 (4%)	30,47,47	1.37	4 (13%)
3	GDP	A	501	-	24,30,30	0.95	1 (4%)	30,47,47	1.35	4 (13%)
3	GDP	D	501	-	24,30,30	0.96	1 (4%)	30,47,47	1.39	4 (13%)
3	GDP	E	600	-	24,30,30	0.96	1 (4%)	30,47,47	1.33	4 (13%)
3	GDP	F	600	-	24,30,30	0.95	1 (4%)	30,47,47	1.37	4 (13%)

In the following table, the Chirals column lists the number of chiral outliers, the number of chiral centers analysed, the number of these observed in the model and the number defined in the Chemical Component Dictionary. Similar counts are reported in the Torsion and Rings columns. '-' means no outliers of that kind were identified.

Mol	Type	Chain	Res	Link	Chirals	Torsions	Rings
3	GDP	C	600	-	-	4/12/32/32	0/3/3/3
3	GDP	B	600	-	-	9/12/32/32	0/3/3/3
3	GDP	A	501	-	-	6/12/32/32	0/3/3/3
3	GDP	D	501	-	-	4/12/32/32	0/3/3/3
3	GDP	E	600	-	-	6/12/32/32	0/3/3/3
3	GDP	F	600	-	-	6/12/32/32	0/3/3/3

All (6) bond length outliers are listed below:

Mol	Chain	Res	Type	Atoms	Z	Observed(Å)	Ideal(Å)
3	D	501	GDP	C6-N1	-2.47	1.34	1.37
3	B	600	GDP	C6-N1	-2.43	1.34	1.37
3	E	600	GDP	C6-N1	-2.43	1.34	1.37
3	F	600	GDP	C6-N1	-2.42	1.34	1.37
3	A	501	GDP	C6-N1	-2.39	1.34	1.37
3	C	600	GDP	C6-N1	-2.36	1.34	1.37

All (24) bond angle outliers are listed below:

Mol	Chain	Res	Type	Atoms	Z	Observed(°)	Ideal(°)
3	D	501	GDP	PA-O3A-PB	-3.59	120.50	132.83
3	F	600	GDP	PA-O3A-PB	-3.53	120.70	132.83
3	C	600	GDP	PA-O3A-PB	-3.46	120.97	132.83
3	A	501	GDP	PA-O3A-PB	-3.42	121.09	132.83
3	C	600	GDP	C3'-C2'-C1'	3.40	106.10	100.98
3	E	600	GDP	PA-O3A-PB	-3.36	121.28	132.83
3	B	600	GDP	PA-O3A-PB	-3.33	121.40	132.83
3	D	501	GDP	C3'-C2'-C1'	3.33	105.99	100.98
3	B	600	GDP	C3'-C2'-C1'	3.31	105.96	100.98
3	F	600	GDP	C3'-C2'-C1'	3.25	105.87	100.98
3	A	501	GDP	C3'-C2'-C1'	3.20	105.80	100.98
3	E	600	GDP	C3'-C2'-C1'	2.96	105.43	100.98
3	E	600	GDP	C8-N7-C5	2.36	107.49	102.99
3	D	501	GDP	C8-N7-C5	2.36	107.48	102.99
3	A	501	GDP	C8-N7-C5	2.35	107.46	102.99
3	B	600	GDP	C8-N7-C5	2.35	107.46	102.99
3	C	600	GDP	C8-N7-C5	2.34	107.45	102.99

*Continued on next page...*

*Continued from previous page...*

Mol	Chain	Res	Type	Atoms	Z	Observed(°)	Ideal(°)
3	E	600	GDP	C5-C6-N1	2.33	118.06	113.95
3	F	600	GDP	C8-N7-C5	2.33	107.43	102.99
3	F	600	GDP	C5-C6-N1	2.31	118.03	113.95
3	C	600	GDP	C5-C6-N1	2.29	118.00	113.95
3	D	501	GDP	C5-C6-N1	2.29	118.00	113.95
3	B	600	GDP	C5-C6-N1	2.29	117.99	113.95
3	A	501	GDP	C5-C6-N1	2.28	117.98	113.95

There are no chirality outliers.

All (35) torsion outliers are listed below:

Mol	Chain	Res	Type	Atoms
3	A	501	GDP	PB-O3A-PA-O5'
3	A	501	GDP	C5'-O5'-PA-O1A
3	A	501	GDP	C5'-O5'-PA-O2A
3	A	501	GDP	C3'-C4'-C5'-O5'
3	B	600	GDP	PA-O3A-PB-O2B
3	B	600	GDP	C5'-O5'-PA-O1A
3	C	600	GDP	PB-O3A-PA-O5'
3	C	600	GDP	O4'-C4'-C5'-O5'
3	C	600	GDP	C3'-C4'-C5'-O5'
3	D	501	GDP	PA-O3A-PB-O2B
3	E	600	GDP	C5'-O5'-PA-O1A
3	E	600	GDP	C5'-O5'-PA-O2A
3	E	600	GDP	O4'-C4'-C5'-O5'
3	E	600	GDP	C3'-C4'-C5'-O5'
3	F	600	GDP	C5'-O5'-PA-O1A
3	F	600	GDP	C5'-O5'-PA-O2A
3	F	600	GDP	C3'-C4'-C5'-O5'
3	B	600	GDP	O4'-C4'-C5'-O5'
3	B	600	GDP	C3'-C4'-C5'-O5'
3	D	501	GDP	O4'-C4'-C5'-O5'
3	D	501	GDP	C3'-C4'-C5'-O5'
3	F	600	GDP	O4'-C4'-C5'-O5'
3	A	501	GDP	O4'-C4'-C5'-O5'
3	B	600	GDP	PB-O3A-PA-O5'
3	E	600	GDP	PB-O3A-PA-O5'
3	F	600	GDP	PB-O3A-PA-O5'
3	A	501	GDP	C5'-O5'-PA-O3A
3	B	600	GDP	C5'-O5'-PA-O3A
3	B	600	GDP	PB-O3A-PA-O1A
3	B	600	GDP	C5'-O5'-PA-O2A

*Continued on next page...*

*Continued from previous page...*

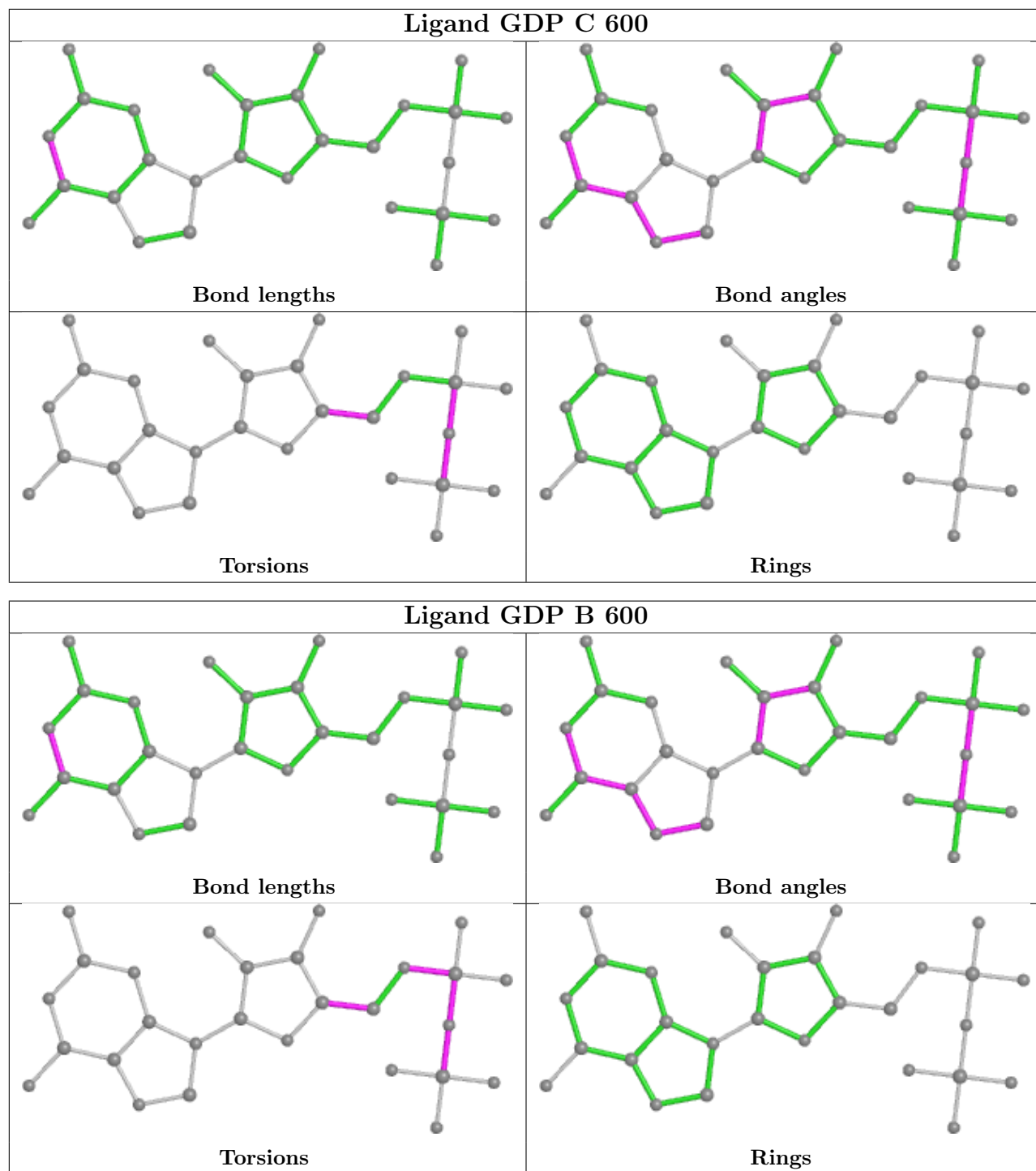
Mol	Chain	Res	Type	Atoms
3	B	600	GDP	PA-O3A-PB-O1B
3	C	600	GDP	PA-O3A-PB-O1B
3	D	501	GDP	PA-O3A-PB-O3B
3	E	600	GDP	C5'-O5'-PA-O3A
3	F	600	GDP	C5'-O5'-PA-O3A

There are no ring outliers.

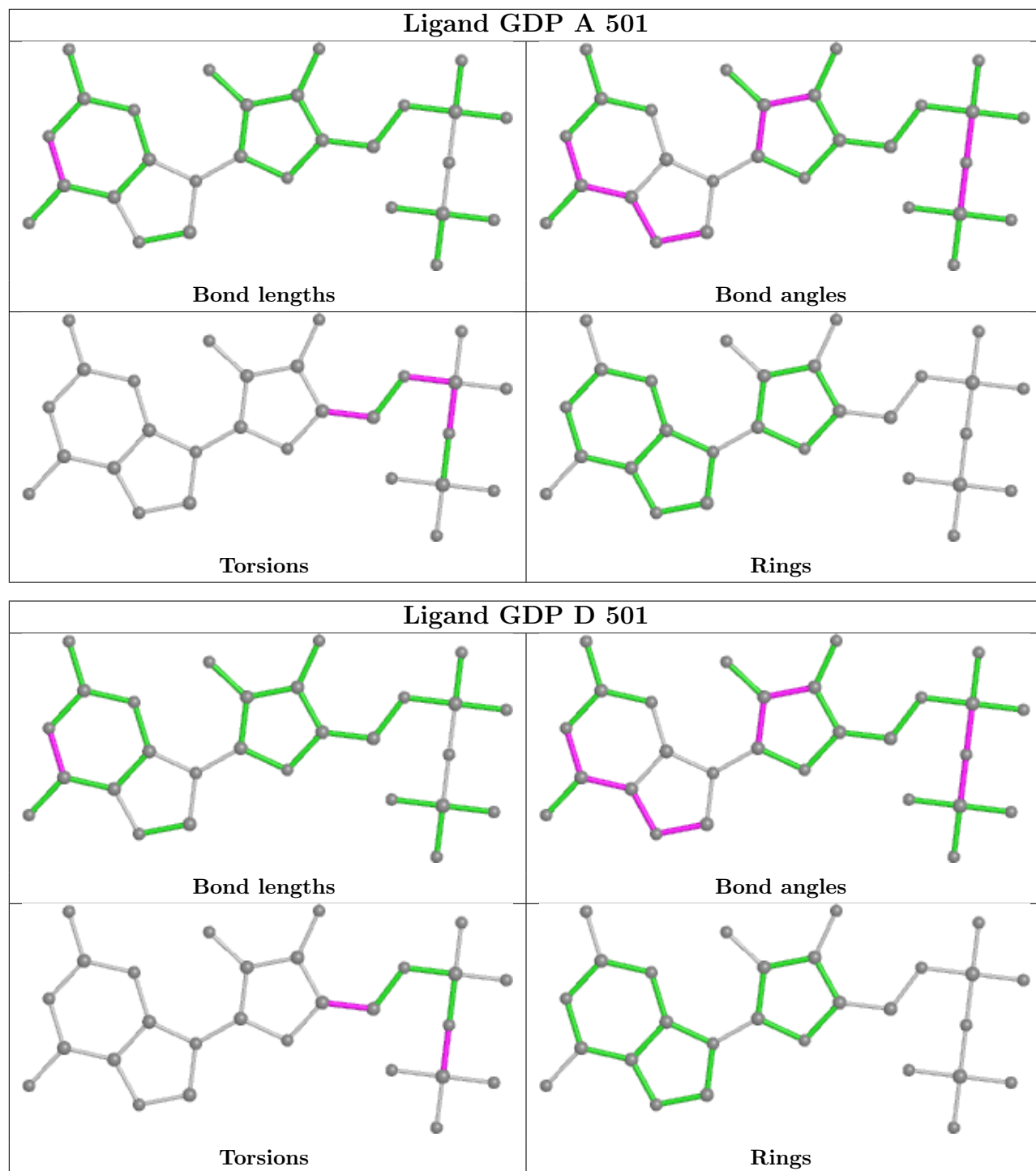
4 monomers are involved in 27 short contacts:

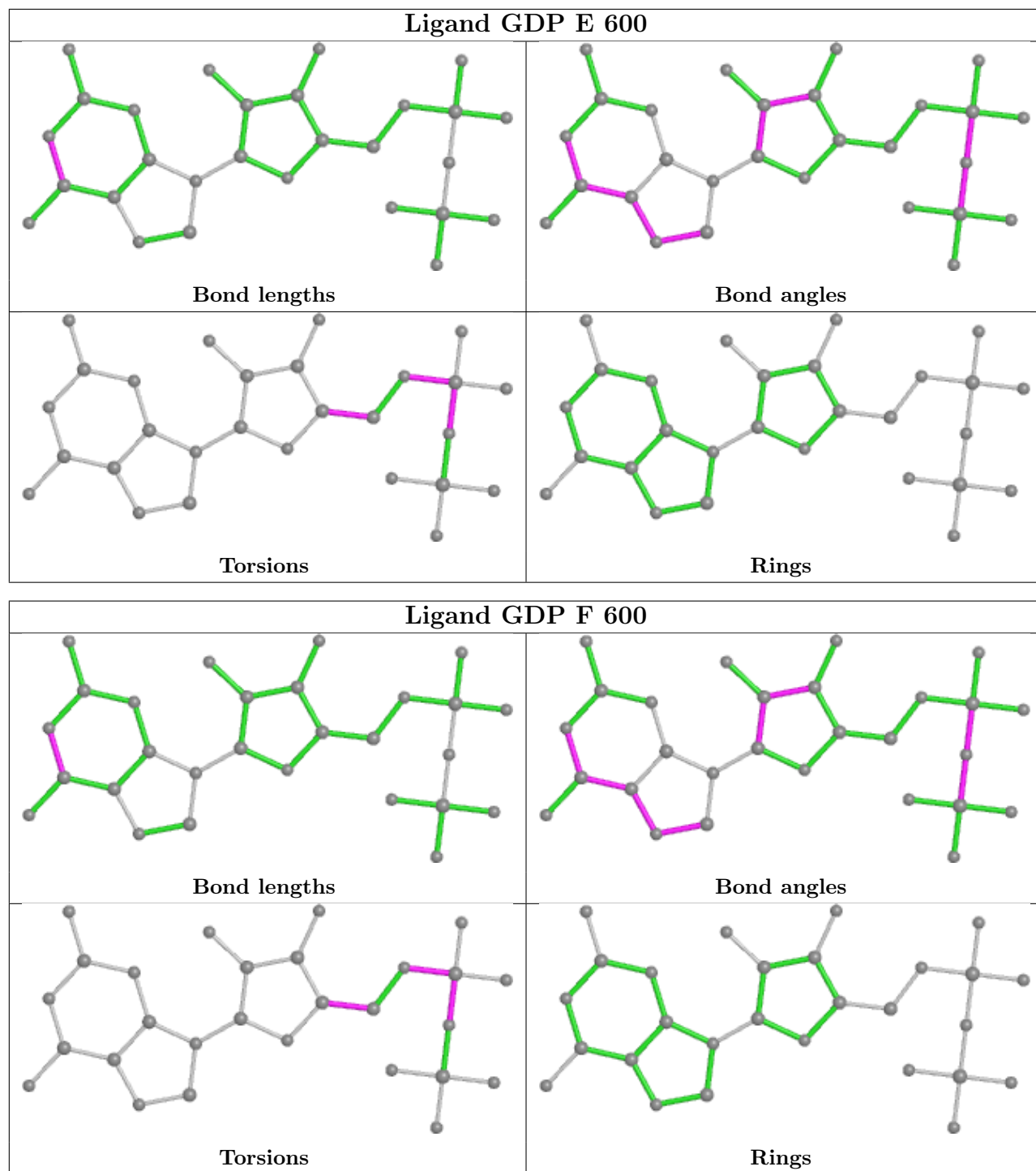
Mol	Chain	Res	Type	Clashes	Symm-Clashes
3	B	600	GDP	3	0
3	A	501	GDP	15	0
3	D	501	GDP	7	0
3	F	600	GDP	2	0

The following is a two-dimensional graphical depiction of Mogul quality analysis of bond lengths, bond angles, torsion angles, and ring geometry for all instances of the Ligand of Interest. In addition, ligands with molecular weight > 250 and outliers as shown on the validation Tables will also be included. For torsion angles, if less than 5% of the Mogul distribution of torsion angles is within 10 degrees of the torsion angle in question, then that torsion angle is considered an outlier. Any bond that is central to one or more torsion angles identified as an outlier by Mogul will be highlighted in the graph. For rings, the root-mean-square deviation (RMSD) between the ring in question and similar rings identified by Mogul is calculated over all ring torsion angles. If the average RMSD is greater than 60 degrees and the minimal RMSD between the ring in question and any Mogul-identified rings is also greater than 60 degrees, then that ring is considered an outlier. The outliers are highlighted in purple. The color gray indicates Mogul did not find sufficient equivalents in the CSD to analyse the geometry.









## 5.7 Other polymers [i](#)

There are no such residues in this entry.

## 5.8 Polymer linkage issues [i](#)

There are no chain breaks in this entry.

## 6 Fit of model and data

### 6.1 Protein, DNA and RNA chains

In the following table, the column labelled ‘#RSRZ > 2’ contains the number (and percentage) of RSRZ outliers, followed by percent RSRZ outliers for the chain as percentile scores relative to all X-ray entries and entries of similar resolution. The OWAB column contains the minimum, median, 95<sup>th</sup> percentile and maximum values of the occupancy-weighted average B-factor per residue. The column labelled ‘Q < 0.9’ lists the number of (and percentage) of residues with an average occupancy less than 0.9.

Mol	Chain	Analysed	<RSRZ>	#RSRZ>2	OWAB(Å <sup>2</sup> )	Q<0.9
1	A	470/497 (94%)	-0.20	2 (0%) 92 91	26, 54, 101, 192	0
1	B	463/497 (93%)	-0.08	7 (1%) 73 68	28, 56, 111, 167	0
1	C	460/497 (92%)	-0.09	9 (1%) 65 56	27, 58, 103, 157	0
1	D	464/497 (93%)	-0.23	3 (0%) 89 86	28, 53, 94, 151	0
1	E	463/497 (93%)	-0.14	7 (1%) 73 68	27, 53, 108, 162	0
1	F	460/497 (92%)	0.04	10 (2%) 62 52	34, 64, 110, 165	0
All	All	2780/2982 (93%)	-0.12	38 (1%) 75 70	26, 57, 106, 192	0

All (38) RSRZ outliers are listed below:

Mol	Chain	Res	Type	RSRZ
1	C	480	ALA	5.3
1	F	268	ASN	4.2
1	A	22	ALA	4.0
1	B	73	GLU	3.5
1	C	4	SER	3.4
1	A	23	THR	3.3
1	F	29	TRP	3.3
1	C	74	LEU	3.3
1	F	312	GLY	3.1
1	E	73	GLU	3.0
1	E	99	MET	2.9
1	C	80	ILE	2.8
1	B	74	LEU	2.8
1	B	18	ASP	2.8
1	F	272	PRO	2.8
1	E	65	LEU	2.8
1	E	80	ILE	2.6
1	C	148	GLN	2.5
1	B	19	THR	2.5

*Continued on next page...*

*Continued from previous page...*

Mol	Chain	Res	Type	RSRZ
1	B	27	ARG	2.4
1	E	18	ASP	2.4
1	F	74	LEU	2.4
1	C	479	THR	2.2
1	D	45	VAL	2.2
1	B	75	HIS	2.2
1	C	78	ARG	2.2
1	F	311	GLY	2.1
1	F	445	ALA	2.1
1	E	100	THR	2.1
1	F	26	PRO	2.1
1	C	5	GLU	2.1
1	D	441	PRO	2.1
1	E	13	ALA	2.1
1	F	30	LEU	2.0
1	B	29	TRP	2.0
1	F	403	ILE	2.0
1	D	325	ASN	2.0
1	C	270	GLN	2.0

## 6.2 Non-standard residues in protein, DNA, RNA chains [i](#)

There are no non-standard protein/DNA/RNA residues in this entry.

## 6.3 Carbohydrates [i](#)

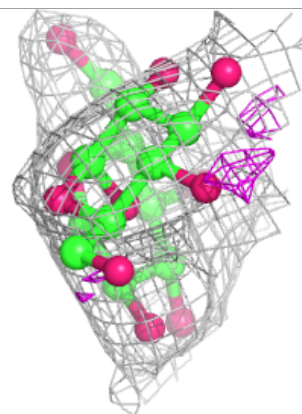
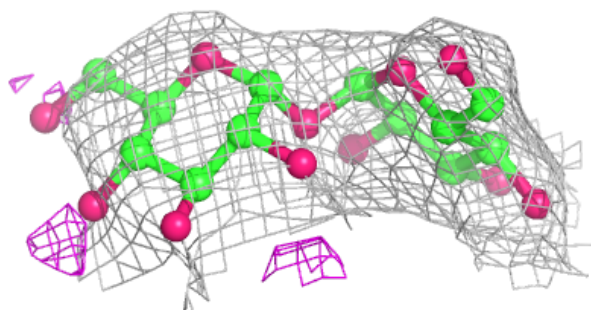
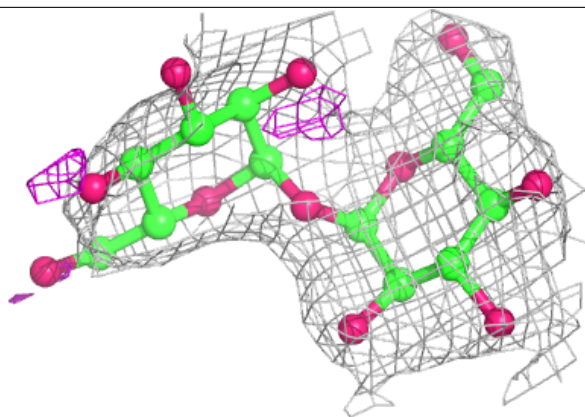
In the following table, the Atoms column lists the number of modelled atoms in the group and the number defined in the chemical component dictionary. The B-factors column lists the minimum, median, 95<sup>th</sup> percentile and maximum values of B factors of atoms in the group. The column labelled 'Q< 0.9' lists the number of atoms with occupancy less than 0.9.

Mol	Type	Chain	Res	Atoms	RSCC	RSR	B-factors(Å <sup>2</sup> )	Q<0.9
2	GLC	H	1	11/12	0.82	0.29	62,62,62,62	11
2	GLC	G	1	11/12	0.89	0.29	62,62,62,62	11
2	GLC	H	2	12/12	0.90	0.24	62,62,62,62	12
2	GLC	G	2	12/12	0.94	0.19	62,62,62,62	12

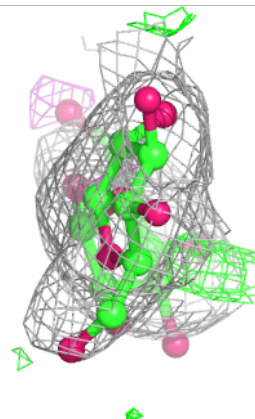
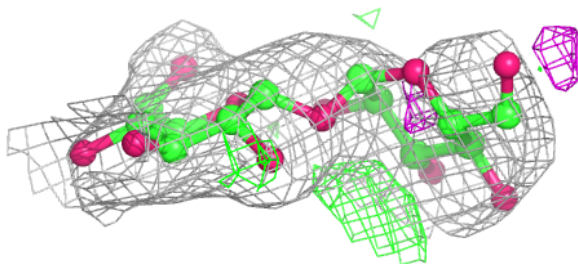
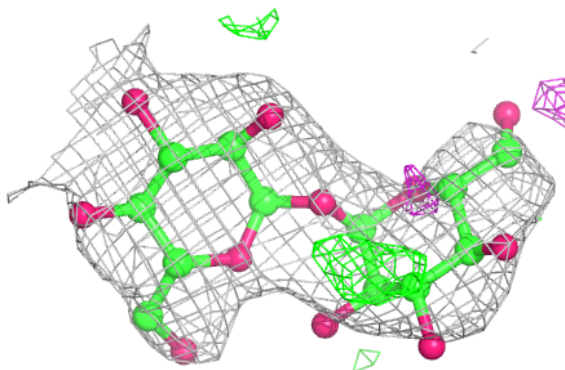
The following is a graphical depiction of the model fit to experimental electron density for oligosaccharide. Each fit is shown from different orientation to approximate a three-dimensional view.

**Electron density around Chain G:**

$2mF_o-DF_c$  (at 0.7 rmsd) in gray  
 $mF_o-DF_c$  (at 3 rmsd) in purple (negative)  
and green (positive)

**Electron density around Chain H:**

$2mF_o-DF_c$  (at 0.7 rmsd) in gray  
 $mF_o-DF_c$  (at 3 rmsd) in purple (negative)  
and green (positive)

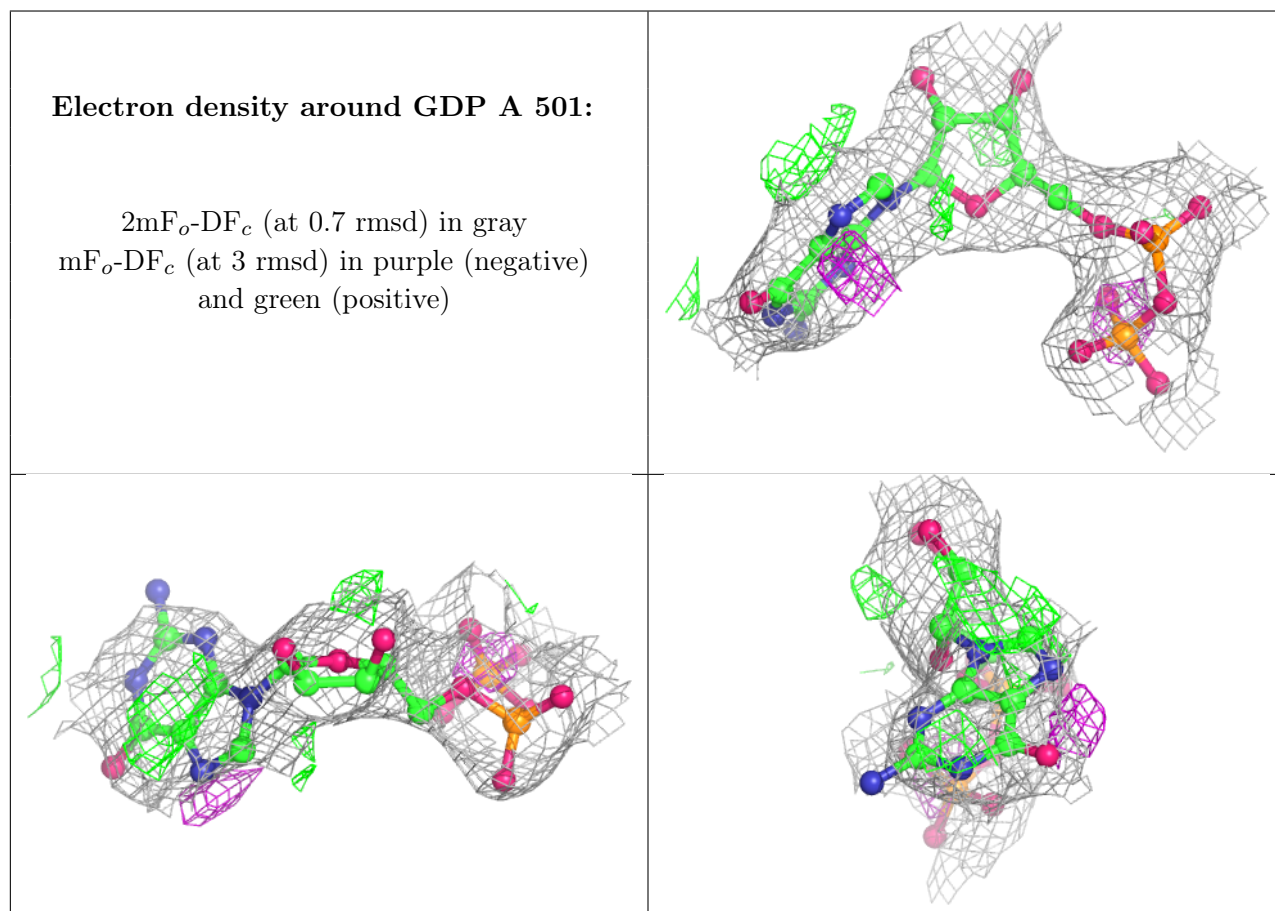


## 6.4 Ligands [i](#)

In the following table, the Atoms column lists the number of modelled atoms in the group and the number defined in the chemical component dictionary. The B-factors column lists the minimum, median, 95<sup>th</sup> percentile and maximum values of B factors of atoms in the group. The column labelled 'Q<0.9' lists the number of atoms with occupancy less than 0.9.

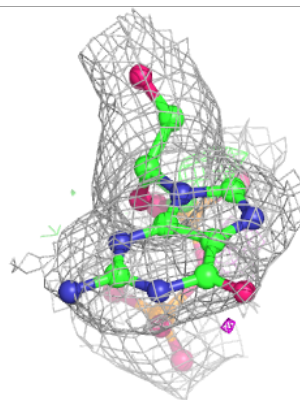
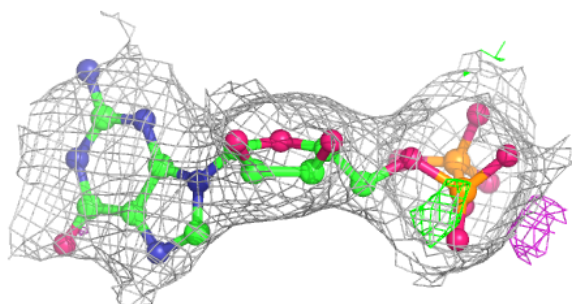
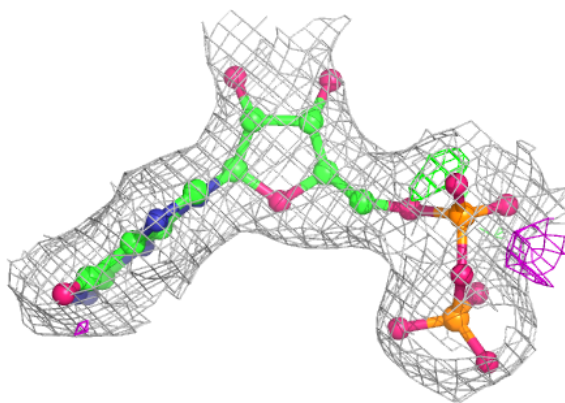
Mol	Type	Chain	Res	Atoms	RSCC	RSR	B-factors(Å <sup>2</sup> )	Q<0.9
3	GDP	A	501	28/28	0.87	0.18	62,62,62,62	28
3	GDP	C	600	28/28	0.91	0.19	62,62,62,62	0
3	GDP	F	600	28/28	0.91	0.20	62,62,62,62	0
3	GDP	D	501	28/28	0.92	0.18	62,62,62,62	28
3	GDP	E	600	28/28	0.94	0.21	62,62,62,62	0
3	GDP	B	600	28/28	0.94	0.16	62,62,62,62	0

The following is a graphical depiction of the model fit to experimental electron density of all instances of the Ligand of Interest. In addition, ligands with molecular weight > 250 and outliers as shown on the geometry validation Tables will also be included. Each fit is shown from different orientation to approximate a three-dimensional view.

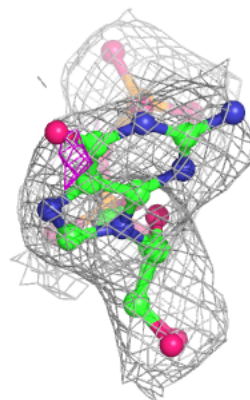
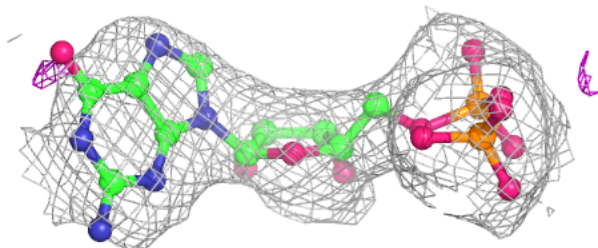
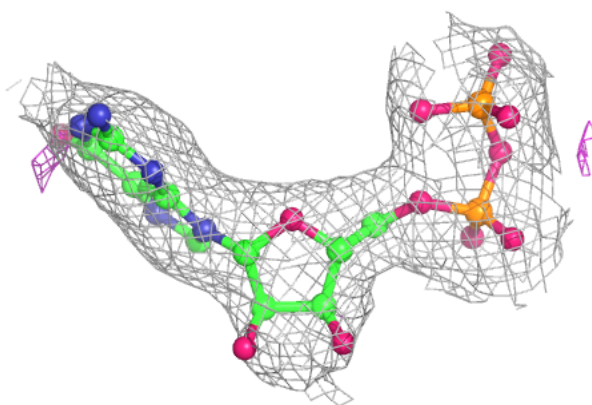


**Electron density around GDP C 600:**

$2mF_o-DF_c$  (at 0.7 rmsd) in gray  
 $mF_o-DF_c$  (at 3 rmsd) in purple (negative)  
and green (positive)

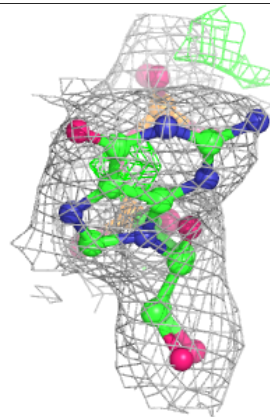
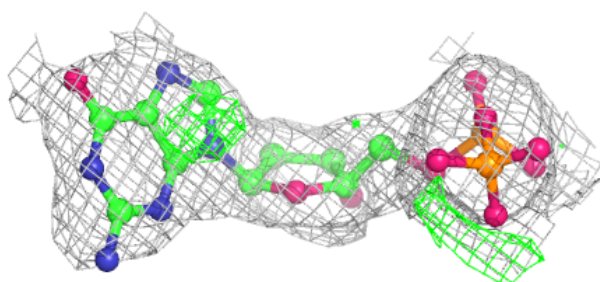
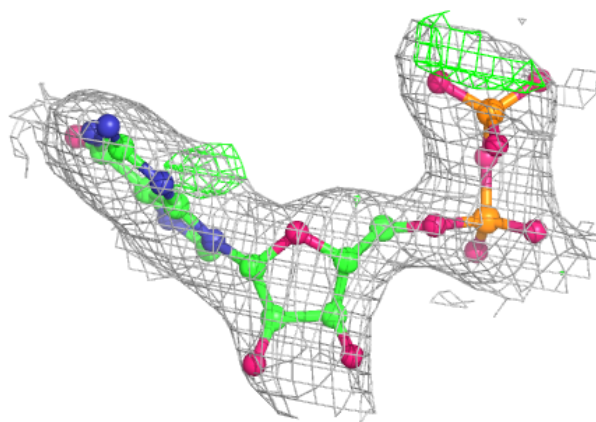
**Electron density around GDP F 600:**

$2mF_o-DF_c$  (at 0.7 rmsd) in gray  
 $mF_o-DF_c$  (at 3 rmsd) in purple (negative)  
and green (positive)

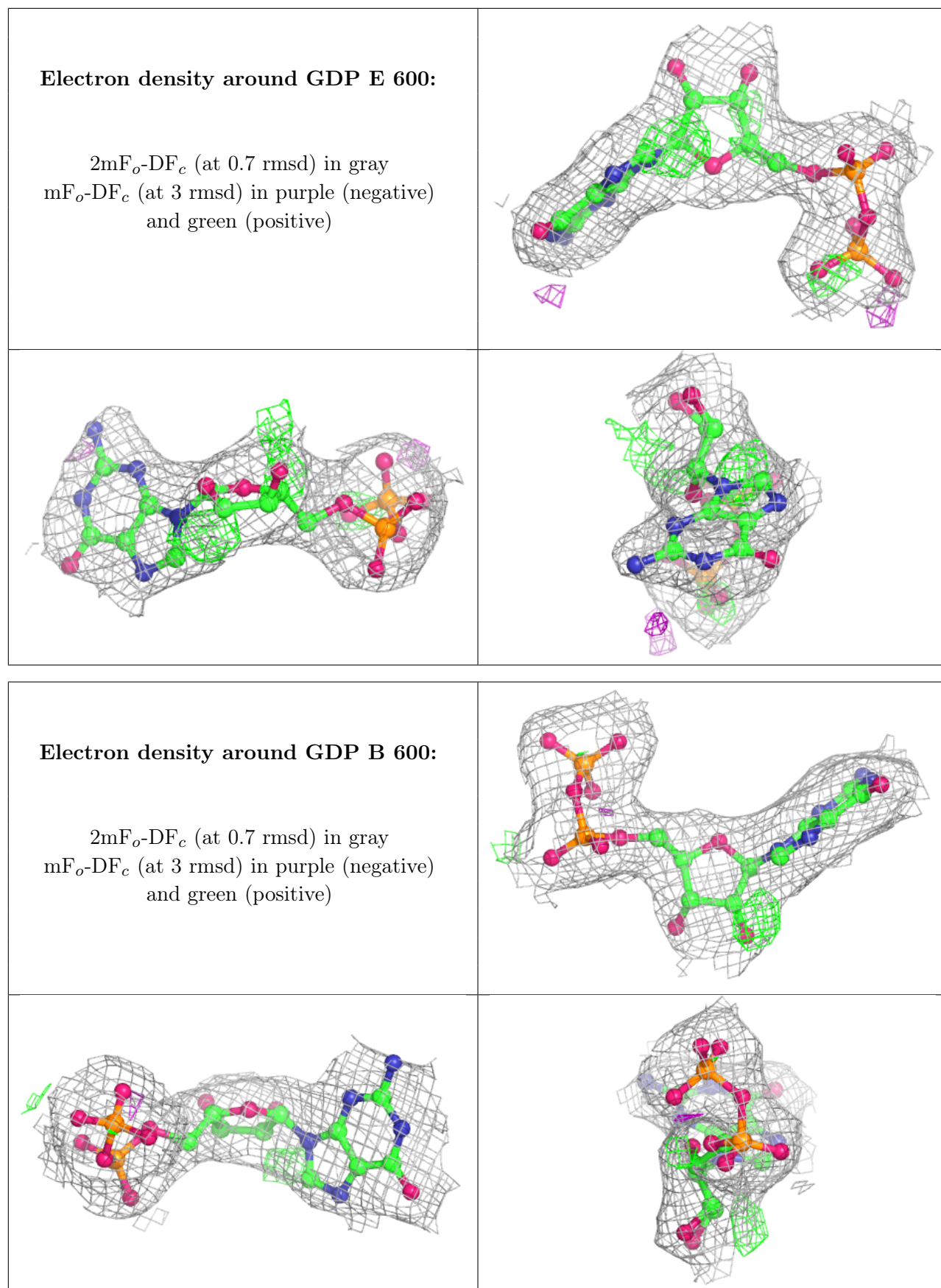


**Electron density around GDP D 501:**

$2mF_o-DF_c$  (at 0.7 rmsd) in gray  
 $mF_o-DF_c$  (at 3 rmsd) in purple (negative)  
and green (positive)







## 6.5 Other polymers [i](#)

There are no such residues in this entry.