



Full wwPDB X-ray Structure Validation Report ⓘ

Nov 5, 2023 – 08:33 PM EST

PDB ID : 1F3X
Title : S402P MUTANT OF RABBIT MUSCLE PYRUVATE KINASE
Authors : Wooll, J.O.; Friesen, R.H.E.; White, M.A.; Watowich, S.J.; Fox, R.O.; Lee, J.C.; Czerwinski, E.W.
Deposited on : 2000-06-06
Resolution : 2.80 Å(reported)

This is a Full wwPDB X-ray Structure Validation Report for a publicly released PDB entry.

We welcome your comments at validation@mail.wwpdb.org

A user guide is available at

<https://www.wwpdb.org/validation/2017/XrayValidationReportHelp>

with specific help available everywhere you see the ⓘ symbol.

The types of validation reports are described at

<http://www.wwpdb.org/validation/2017/FAQs#types>.

The following versions of software and data (see [references ⓘ](#)) were used in the production of this report:

MolProbity : 4.02b-467
Mogul : 1.8.5 (274361), CSD as541be (2020)
Xtrriage (Phenix) : **NOT EXECUTED**
EDS : **NOT EXECUTED**
Percentile statistics : 20191225.v01 (using entries in the PDB archive December 25th 2019)
Ideal geometry (proteins) : Engh & Huber (2001)
Ideal geometry (DNA, RNA) : Parkinson et al. (1996)
Validation Pipeline (wwPDB-VP) : 2.36

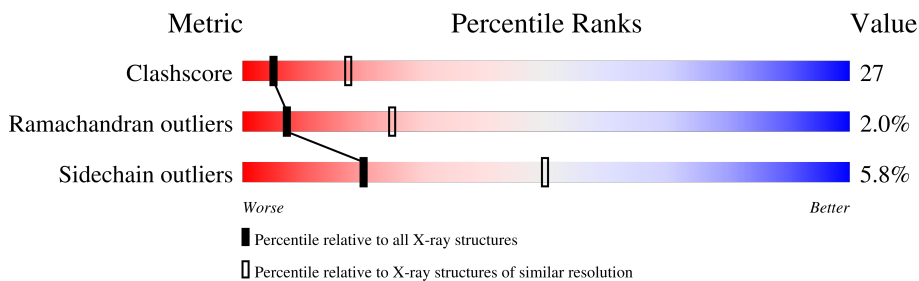
1 Overall quality at a glance i

The following experimental techniques were used to determine the structure:

X-RAY DIFFRACTION

The reported resolution of this entry is 2.80 Å.

Percentile scores (ranging between 0-100) for global validation metrics of the entry are shown in the following graphic. The table shows the number of entries on which the scores are based.



Metric	Whole archive (#Entries)	Similar resolution (#Entries, resolution range(Å))
Clashscore	141614	3569 (2.80-2.80)
Ramachandran outliers	138981	3498 (2.80-2.80)
Sidechain outliers	138945	3500 (2.80-2.80)

The table below summarises the geometric issues observed across the polymeric chains and their fit to the electron density. The red, orange, yellow and green segments of the lower bar indicate the fraction of residues that contain outliers for ≥ 3 , 2, 1 and 0 types of geometric quality criteria respectively. A grey segment represents the fraction of residues that are not modelled. The numeric value for each fraction is indicated below the corresponding segment, with a dot representing fractions $\leq 5\%$

Note EDS was not executed.

Mol	Chain	Length	Quality of chain
1	A	530	61% 33% . . .
1	B	530	57% 35% 5% .
1	C	530	58% 36% . . .
1	D	530	57% 36% . .
1	E	530	61% 32% . .
1	F	530	55% 38% 5% .
1	G	530	58% 36% . .
1	H	530	56% 37% 5% .

The following table lists non-polymeric compounds, carbohydrate monomers and non-standard residues in protein, DNA, RNA chains that are outliers for geometric or electron-density-fit criteria:

Mol	Type	Chain	Res	Chirality	Geometry	Clashes	Electron density
4	PYR	A	541	-	X	-	-
4	PYR	C	543	-	X	-	-
4	PYR	D	544	-	X	-	-
4	PYR	E	545	-	X	-	-
4	PYR	G	547	-	X	-	-
4	PYR	H	548	-	X	-	-

2 Entry composition

There are 5 unique types of molecules in this entry. The entry contains 32060 atoms, of which 0 are hydrogens and 0 are deuteriums.

In the tables below, the ZeroOcc column contains the number of atoms modelled with zero occupancy, the AltConf column contains the number of residues with at least one atom in alternate conformation and the Trace column contains the number of residues modelled with at most 2 atoms.

- Molecule 1 is a protein called PYRUVATE KINASE.

Mol	Chain	Residues	Atoms					ZeroOcc	AltConf	Trace
			Total	C	N	O	S			
1	A	519	3974	2497	707	742	28	0	0	0
1	B	519	3974	2497	707	742	28	0	0	0
1	C	519	3974	2497	707	742	28	0	0	0
1	D	519	3974	2497	707	742	28	0	0	0
1	E	519	3974	2497	707	742	28	0	0	0
1	F	519	3974	2497	707	742	28	0	0	0
1	G	519	3974	2497	707	742	28	0	0	0
1	H	519	3974	2497	707	742	28	0	0	0

There are 8 discrepancies between the modelled and reference sequences:

Chain	Residue	Modelled	Actual	Comment	Reference
A	402	PRO	SER	engineered mutation	UNP P11974
B	402	PRO	SER	engineered mutation	UNP P11974
C	402	PRO	SER	engineered mutation	UNP P11974
D	402	PRO	SER	engineered mutation	UNP P11974
E	402	PRO	SER	engineered mutation	UNP P11974
F	402	PRO	SER	engineered mutation	UNP P11974
G	402	PRO	SER	engineered mutation	UNP P11974
H	402	PRO	SER	engineered mutation	UNP P11974

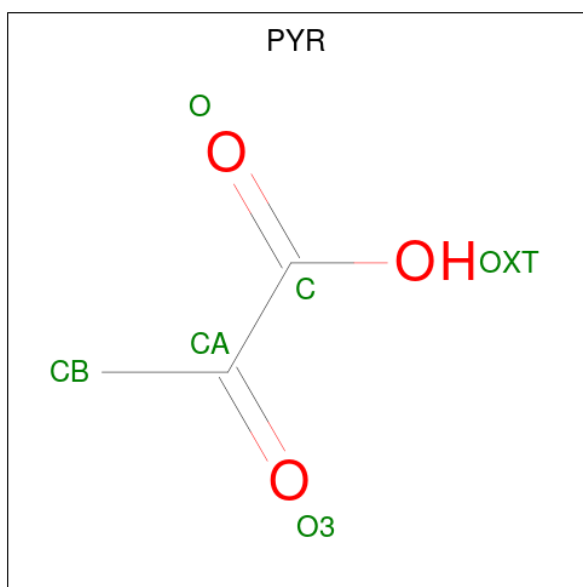
- Molecule 2 is POTASSIUM ION (three-letter code: K) (formula: K).

Mol	Chain	Residues	Atoms	ZeroOcc	AltConf
2	A	1	Total K 1 1	0	0
2	B	1	Total K 1 1	0	0
2	C	1	Total K 1 1	0	0
2	D	1	Total K 1 1	0	0
2	E	1	Total K 1 1	0	0
2	F	1	Total K 1 1	0	0
2	G	1	Total K 1 1	0	0
2	H	1	Total K 1 1	0	0

- Molecule 3 is MANGANESE (II) ION (three-letter code: MN) (formula: Mn).

Mol	Chain	Residues	Atoms	ZeroOcc	AltConf
3	A	1	Total Mn 1 1	0	0
3	B	1	Total Mn 1 1	0	0
3	C	1	Total Mn 1 1	0	0
3	D	1	Total Mn 1 1	0	0
3	E	1	Total Mn 1 1	0	0
3	F	1	Total Mn 1 1	0	0
3	G	1	Total Mn 1 1	0	0
3	H	1	Total Mn 1 1	0	0

- Molecule 4 is PYRUVIC ACID (three-letter code: PYR) (formula: C₃H₄O₃).



Mol	Chain	Residues	Atoms	ZeroOcc	AltConf
4	A	1	Total C O 6 3 3	0	0
4	B	1	Total C O 6 3 3	0	0
4	C	1	Total C O 6 3 3	0	0
4	D	1	Total C O 6 3 3	0	0
4	E	1	Total C O 6 3 3	0	0
4	F	1	Total C O 6 3 3	0	0
4	G	1	Total C O 6 3 3	0	0
4	H	1	Total C O 6 3 3	0	0

- Molecule 5 is water.

Mol	Chain	Residues	Atoms	ZeroOcc	AltConf
5	A	42	Total O 42 42	0	0
5	B	18	Total O 18 18	0	0
5	C	31	Total O 31 31	0	0
5	D	11	Total O 11 11	0	0

Continued on next page...

Continued from previous page...

Mol	Chain	Residues	Atoms	ZeroOcc	AltConf
5	E	42	Total O 42 42	0	0
5	F	18	Total O 18 18	0	0
5	G	31	Total O 31 31	0	0
5	H	11	Total O 11 11	0	0

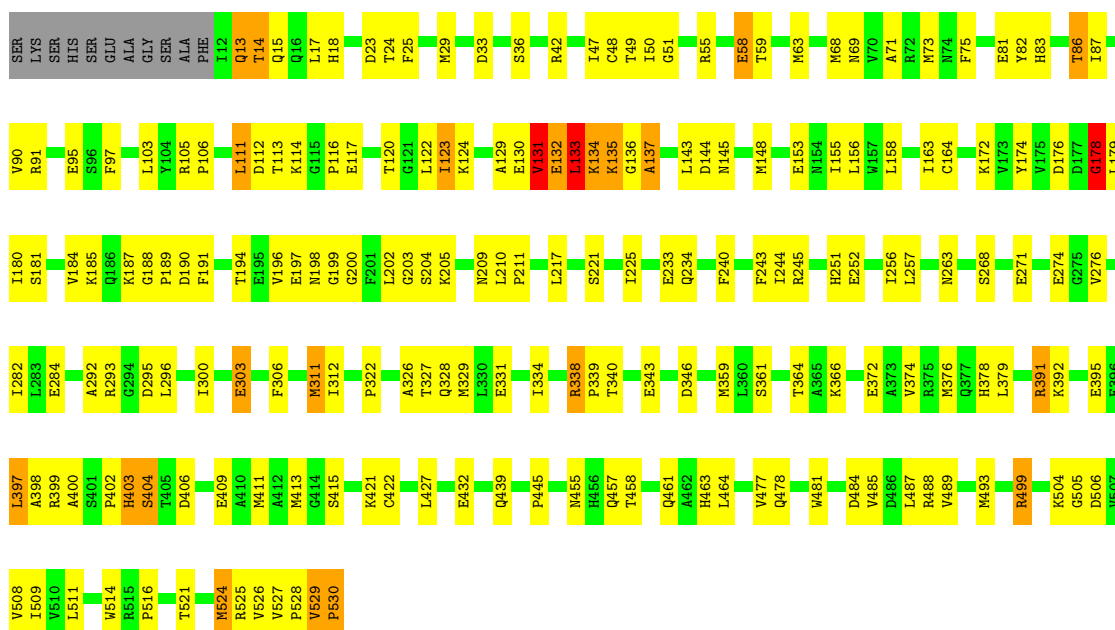
3 Residue-property plots

These plots are drawn for all protein, RNA, DNA and oligosaccharide chains in the entry. The first graphic for a chain summarises the proportions of the various outlier classes displayed in the second graphic. The second graphic shows the sequence view annotated by issues in geometry. Residues are color-coded according to the number of geometric quality criteria for which they contain at least one outlier: green = 0, yellow = 1, orange = 2 and red = 3 or more. Stretches of 2 or more consecutive residues without any outlier are shown as a green connector. Residues present in the sample, but not in the model, are shown in grey.

Note EDS was not executed.

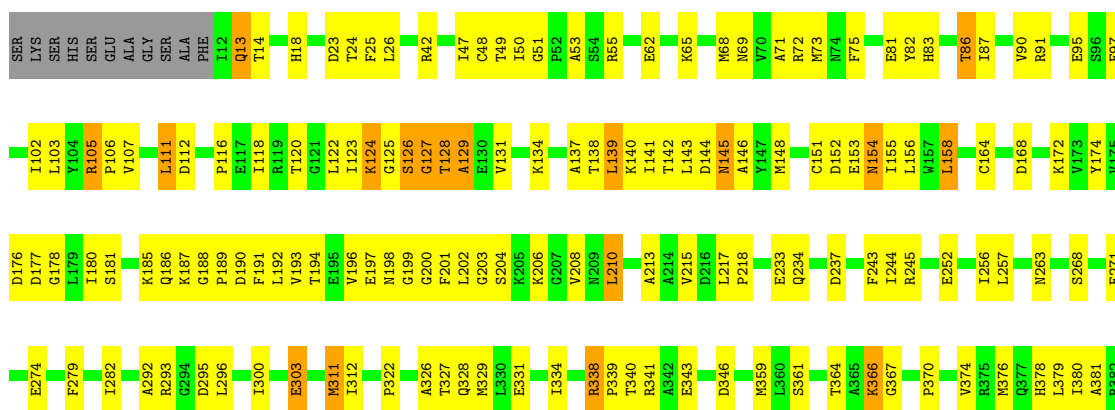
- Molecule 1: PYRUVATE KINASE

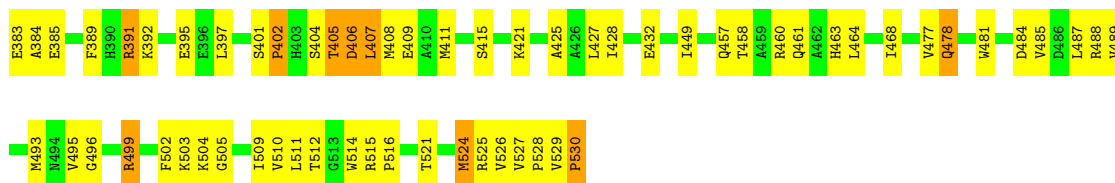
Chain A: 



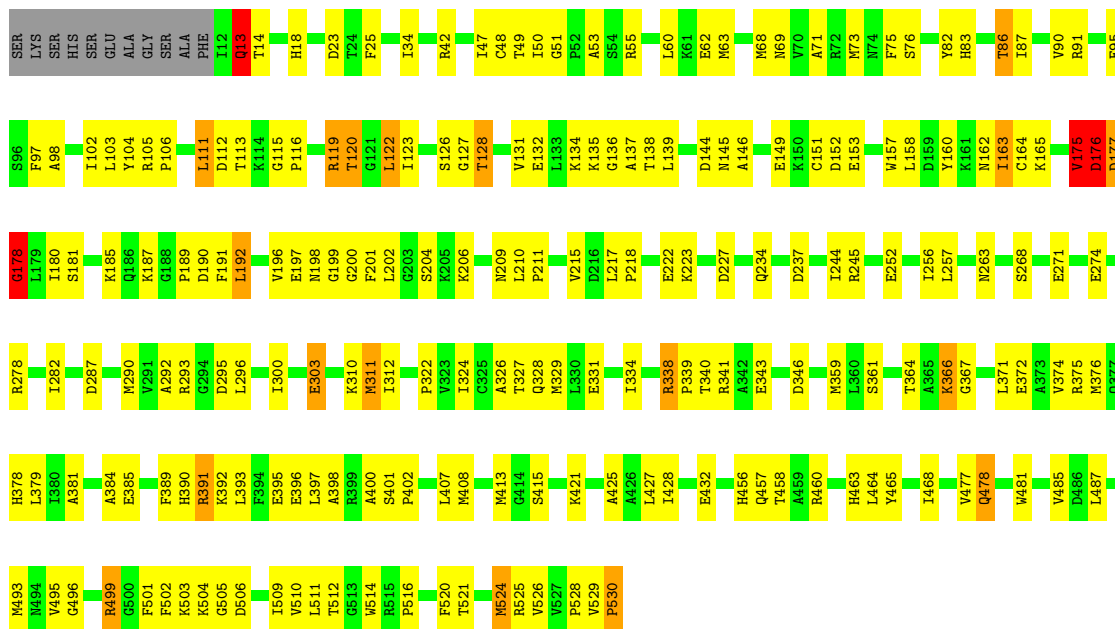
- Molecule 1: PYRUVATE KINASE

Chain B: 






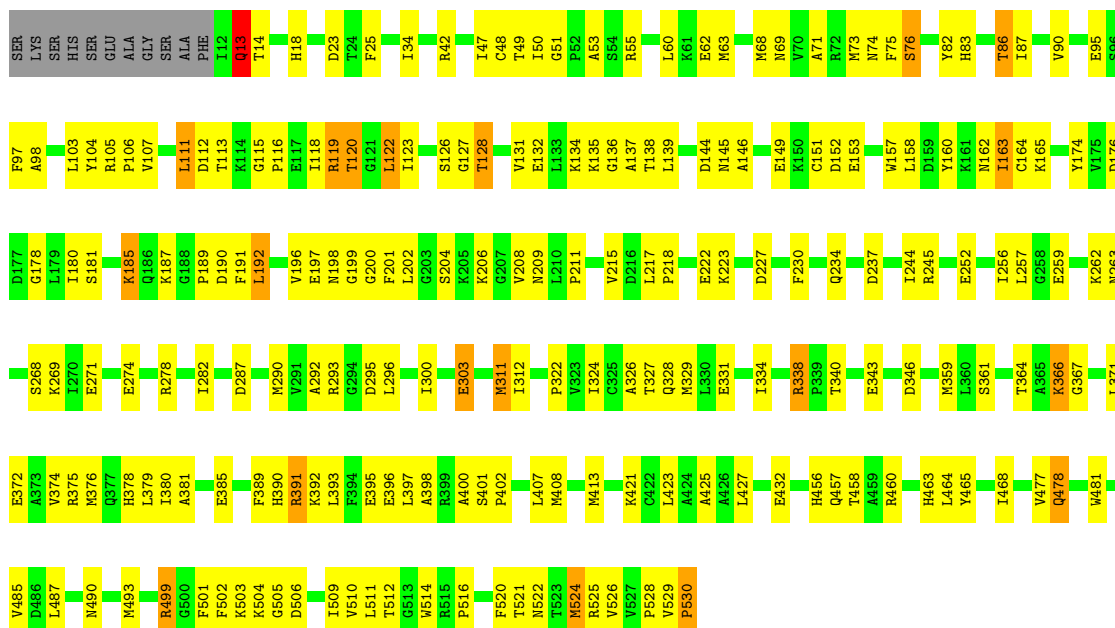
• Molecule 1: PYRUVATE KINASE



• Molecule 1: PYRUVATE KINASE

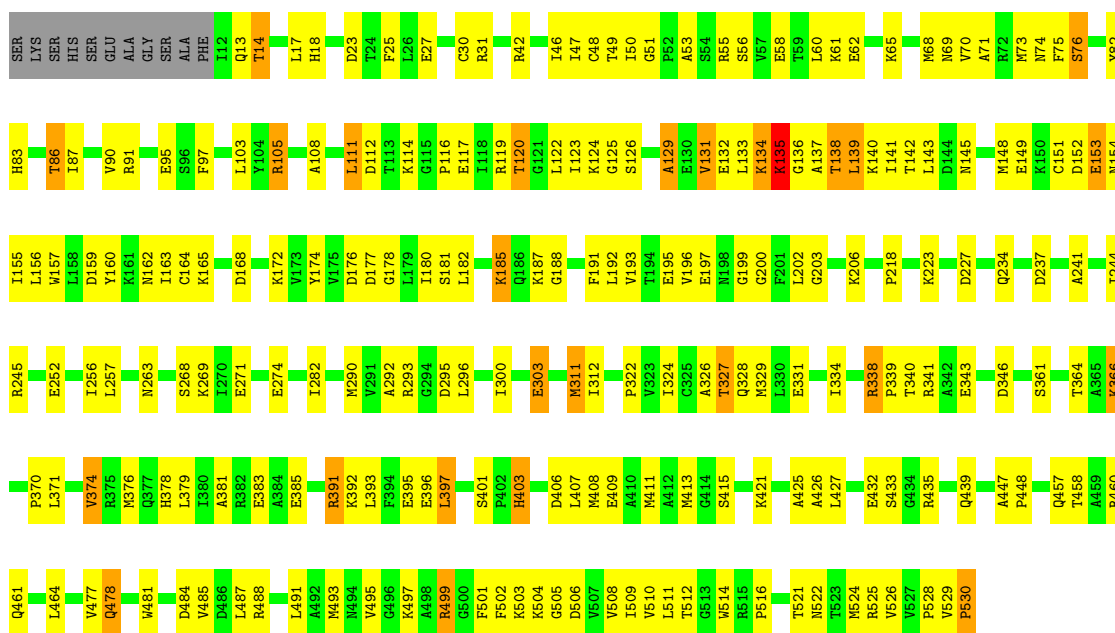


Chain G:  58% 36%



• Molecule 1: PYRUVATE KINASE

Chain H:  56% 37% 5%



4 Data and refinement statistics

Xtrriage (Phenix) and EDS were not executed - this section is therefore incomplete.

Property	Value	Source
Space group	P 1	Depositor
Cell constants a, b, c, α , β , γ	82.14Å 108.71Å 144.39Å 95.26° 93.47° 112.24°	Depositor
Resolution (Å)	36.00 – 2.80	Depositor
% Data completeness (in resolution range)	81.8 (36.00-2.80)	Depositor
R_{merge}	0.13	Depositor
R_{sym}	(Not available)	Depositor
Refinement program	CNS 1.0	Depositor
R, R_{free}	0.241 , 0.270	Depositor
Estimated twinning fraction	No twinning to report.	Xtrriage
Total number of atoms	32060	wwPDB-VP
Average B, all atoms (Å ²)	38.0	wwPDB-VP

5 Model quality [i](#)

5.1 Standard geometry [i](#)

Bond lengths and bond angles in the following residue types are not validated in this section: K, MN, PYR

The Z score for a bond length (or angle) is the number of standard deviations the observed value is removed from the expected value. A bond length (or angle) with $|Z| > 5$ is considered an outlier worth inspection. RMSZ is the root-mean-square of all Z scores of the bond lengths (or angles).

Mol	Chain	Bond lengths		Bond angles	
		RMSZ	# Z >5	RMSZ	# Z >5
1	A	0.44	0/4038	0.77	3/5451 (0.1%)
1	B	0.41	0/4038	0.67	1/5451 (0.0%)
1	C	0.59	2/4038 (0.0%)	0.75	6/5451 (0.1%)
1	D	0.39	0/4038	0.66	4/5451 (0.1%)
1	E	0.43	0/4038	0.67	0/5451
1	F	0.42	0/4038	0.66	1/5451 (0.0%)
1	G	0.42	0/4038	0.66	1/5451 (0.0%)
1	H	0.38	0/4038	0.62	0/5451
All	All	0.44	2/32304 (0.0%)	0.68	16/43608 (0.0%)

Chiral center outliers are detected by calculating the chiral volume of a chiral center and verifying if the center is modelled as a planar moiety or with the opposite hand. A planarity outlier is detected by checking planarity of atoms in a peptide group, atoms in a mainchain group or atoms of a sidechain that are expected to be planar.

Mol	Chain	#Chirality outliers	#Planarity outliers
1	A	0	1
1	C	0	3
All	All	0	4

All (2) bond length outliers are listed below:

Mol	Chain	Res	Type	Atoms	Z	Observed(Å)	Ideal(Å)
1	C	175	VAL	C-N	-25.13	0.76	1.34
1	C	178	GLY	C-O	-5.15	1.15	1.23

All (16) bond angle outliers are listed below:

Mol	Chain	Res	Type	Atoms	Z	Observed(°)	Ideal(°)
1	A	178	GLY	O-C-N	-21.66	88.05	122.70

Continued on next page...

Continued from previous page...

Mol	Chain	Res	Type	Atoms	Z	Observed(°)	Ideal(°)
1	C	175	VAL	C-N-CA	15.30	159.94	121.70
1	C	175	VAL	O-C-N	-13.74	100.71	122.70
1	A	178	GLY	CA-C-O	12.95	143.90	120.60
1	C	175	VAL	CA-C-N	9.19	137.42	117.20
1	G	119	ARG	N-CA-C	7.76	131.94	111.00
1	A	176	ASP	CB-CG-OD1	7.74	125.26	118.30
1	C	119	ARG	N-CA-C	7.73	131.87	111.00
1	D	177	ASP	CB-CG-OD1	7.38	124.94	118.30
1	D	176	ASP	CB-CG-OD2	-6.47	112.48	118.30
1	D	177	ASP	CB-CA-C	6.12	122.64	110.40
1	C	176	ASP	O-C-N	-5.82	113.39	122.70
1	C	176	ASP	CA-CB-CG	5.66	125.85	113.40
1	B	177	ASP	CB-CG-OD1	5.49	123.24	118.30
1	D	176	ASP	CA-C-O	5.17	130.96	120.10
1	F	406	ASP	N-CA-C	-5.01	97.48	111.00

There are no chirality outliers.

All (4) planarity outliers are listed below:

Mol	Chain	Res	Type	Group
1	A	178	GLY	Mainchain
1	C	175	VAL	Peptide
1	C	176	ASP	Mainchain
1	C	178	GLY	Mainchain

5.2 Too-close contacts [i](#)

In the following table, the Non-H and H(model) columns list the number of non-hydrogen atoms and hydrogen atoms in the chain respectively. The H(added) column lists the number of hydrogen atoms added and optimized by MolProbity. The Clashes column lists the number of clashes within the asymmetric unit, whereas Symm-Clashes lists symmetry-related clashes.

Mol	Chain	Non-H	H(model)	H(added)	Clashes	Symm-Clashes
1	A	3974	0	4047	230	0
1	B	3974	0	4047	223	0
1	C	3974	0	4045	207	0
1	D	3974	0	4046	240	0
1	E	3974	0	4046	236	0
1	F	3974	0	4047	232	0
1	G	3974	0	4046	224	0
1	H	3974	0	4046	260	0

Continued on next page...

Continued from previous page...

Mol	Chain	Non-H	H(model)	H(added)	Clashes	Symm-Clashes
2	A	1	0	0	0	0
2	B	1	0	0	0	0
2	C	1	0	0	0	0
2	D	1	0	0	0	0
2	E	1	0	0	0	0
2	F	1	0	0	0	0
2	G	1	0	0	0	0
2	H	1	0	0	0	0
3	A	1	0	0	0	0
3	B	1	0	0	0	0
3	C	1	0	0	0	0
3	D	1	0	0	0	0
3	E	1	0	0	0	0
3	F	1	0	0	0	0
3	G	1	0	0	0	0
3	H	1	0	0	0	0
4	A	6	0	0	1	0
4	B	6	0	0	1	0
4	C	6	0	0	1	0
4	D	6	0	0	1	0
4	E	6	0	0	1	0
4	F	6	0	0	1	0
4	G	6	0	0	1	0
4	H	6	0	0	1	0
5	A	42	0	0	4	0
5	B	18	0	0	0	0
5	C	31	0	0	1	0
5	D	11	0	0	0	0
5	E	42	0	0	7	0
5	F	18	0	0	3	0
5	G	31	0	0	1	0
5	H	11	0	0	1	0
All	All	32060	0	32370	1735	0

The all-atom clashscore is defined as the number of clashes found per 1000 atoms (including hydrogen atoms). The all-atom clashscore for this structure is 27.

All (1735) close contacts within the same asymmetric unit are listed below, sorted by their clash magnitude.

Atom-1	Atom-2	Interatomic distance (Å)	Clash overlap (Å)
1:C:175:VAL:O	1:C:176:ASP:N	1.57	1.31

Continued on next page...

Continued from previous page...

Atom-1	Atom-2	Interatomic distance (Å)	Clash overlap (Å)
1:E:511:LEU:HB3	1:E:521:THR:HG21	1.20	1.17
1:A:511:LEU:HB3	1:A:521:THR:HG21	1.19	1.16
1:D:511:LEU:HB3	1:D:521:THR:HG21	1.17	1.14
1:C:511:LEU:HB3	1:C:521:THR:HG21	1.18	1.14
1:E:50:ILE:HD11	1:E:68:MET:HE1	1.31	1.13
1:E:505:GLY:H	1:E:530:PRO:HD3	1.11	1.13
1:C:175:VAL:C	1:C:176:ASP:CA	2.18	1.10
1:H:511:LEU:HB3	1:H:521:THR:HG21	1.13	1.09
1:B:511:LEU:HB3	1:B:521:THR:HG21	1.16	1.09
1:G:511:LEU:HB3	1:G:521:THR:HG21	1.17	1.08
1:C:175:VAL:CA	1:C:176:ASP:N	2.15	1.08
1:B:379:LEU:HB3	1:D:303:GLU:HG2	1.36	1.07
1:F:511:LEU:HB3	1:F:521:THR:HG21	1.16	1.07
1:A:505:GLY:H	1:A:530:PRO:HD3	1.15	1.06
1:G:131:VAL:HG13	1:G:153:GLU:HG3	1.36	1.05
1:A:50:ILE:HD11	1:A:68:MET:HE1	1.34	1.05
1:A:303:GLU:HG2	1:C:379:LEU:HB3	1.32	1.05
1:E:379:LEU:HB3	1:G:303:GLU:HG2	1.36	1.04
1:C:131:VAL:HG13	1:C:153:GLU:HG3	1.37	1.03
1:D:138:THR:HG22	1:D:139:LEU:H	1.16	1.03
1:H:138:THR:HG22	1:H:139:LEU:H	1.16	1.03
1:F:505:GLY:H	1:F:530:PRO:HD3	1.22	1.02
1:E:303:GLU:HG2	1:G:379:LEU:HB3	1.40	1.01
1:E:123:ILE:HG23	1:E:124:LYS:H	1.25	1.01
1:A:123:ILE:HG23	1:A:124:LYS:H	1.26	1.00
1:F:124:LYS:HE3	1:F:126:SER:HB3	1.44	1.00
1:F:303:GLU:HG2	1:H:379:LEU:HB3	1.43	1.00
1:B:505:GLY:H	1:B:530:PRO:HD3	1.23	0.99
1:B:124:LYS:HE3	1:B:126:SER:HB3	1.45	0.99
1:D:505:GLY:H	1:D:530:PRO:HD3	1.26	0.97
1:H:505:GLY:H	1:H:530:PRO:HD3	1.27	0.96
1:H:162:ASN:HD22	1:H:165:LYS:HE2	1.29	0.96
1:A:379:LEU:HB3	1:C:303:GLU:HG2	1.44	0.95
1:H:141:ILE:HG22	1:H:156:LEU:HB3	1.51	0.93
1:D:141:ILE:HG22	1:D:156:LEU:HB3	1.51	0.93
1:A:404:SER:HB2	1:B:421:LYS:NZ	1.84	0.92
1:D:162:ASN:HD22	1:D:165:LYS:HE2	1.33	0.91
1:C:131:VAL:HG21	1:C:152:ASP:HA	1.53	0.91
1:G:505:GLY:H	1:G:530:PRO:HD3	1.33	0.90
1:F:379:LEU:HB3	1:H:303:GLU:HG2	1.54	0.90
1:G:131:VAL:HG21	1:G:152:ASP:HA	1.54	0.90

Continued on next page...

Continued from previous page...

Atom-1	Atom-2	Interatomic distance (Å)	Clash overlap (Å)
1:C:505:GLY:H	1:C:530:PRO:HD3	1.33	0.89
1:F:131:VAL:HG13	1:F:153:GLU:HG3	1.52	0.89
1:B:49:THR:O	1:B:364:THR:HG22	1.72	0.89
1:G:421:LYS:NZ	1:H:401:SER:HB3	1.89	0.87
1:A:284:GLU:HG3	1:E:99:SER:OG	1.73	0.87
1:F:49:THR:O	1:F:364:THR:HG22	1.73	0.87
1:F:391:ARG:HH11	1:F:391:ARG:HG3	1.39	0.87
1:E:504:LYS:HG2	1:E:530:PRO:HG3	1.57	0.87
1:B:131:VAL:HG13	1:B:153:GLU:HG3	1.56	0.86
1:E:511:LEU:HB3	1:E:521:THR:CG2	2.04	0.86
1:F:511:LEU:HB3	1:F:521:THR:CG2	2.05	0.86
1:E:132:GLU:HG2	1:E:133:LEU:H	1.40	0.85
1:F:406:ASP:O	1:F:407:LEU:HB2	1.73	0.85
1:F:511:LEU:CB	1:F:521:THR:HG21	2.06	0.85
1:B:406:ASP:O	1:B:407:LEU:HB2	1.73	0.85
1:G:245:ARG:HB2	1:G:274:GLU:HG2	1.57	0.85
1:C:245:ARG:HB2	1:C:274:GLU:HG2	1.57	0.85
1:E:404:SER:HB2	1:F:421:LYS:NZ	1.92	0.85
1:A:132:GLU:HG2	1:A:133:LEU:H	1.41	0.84
1:E:48:CYS:HB2	1:E:68:MET:HE3	1.59	0.84
1:H:245:ARG:HB2	1:H:274:GLU:HG2	1.58	0.84
1:B:391:ARG:HH11	1:B:391:ARG:HG3	1.42	0.84
1:F:25:PHE:CE1	1:F:392:LYS:HG2	2.13	0.83
1:A:504:LYS:HG2	1:A:530:PRO:HG3	1.60	0.83
1:A:13:GLN:HA	1:A:13:GLN:HE21	1.42	0.83
1:H:511:LEU:HB3	1:H:521:THR:CG2	2.04	0.83
1:E:13:GLN:HE21	1:E:13:GLN:HA	1.42	0.83
1:A:511:LEU:HB3	1:A:521:THR:CG2	2.05	0.83
1:E:103:LEU:HD12	1:E:499:ARG:HH21	1.42	0.83
1:G:511:LEU:CB	1:G:521:THR:HG21	2.06	0.83
1:H:511:LEU:CB	1:H:521:THR:HG21	2.04	0.82
1:A:340:THR:OG1	1:A:343:GLU:HG3	1.79	0.82
1:D:245:ARG:HB2	1:D:274:GLU:HG2	1.60	0.82
1:H:504:LYS:HG2	1:H:530:PRO:HG3	1.61	0.82
1:H:139:LEU:HD21	1:H:141:ILE:HG23	1.60	0.82
1:B:25:PHE:CE1	1:B:392:LYS:HG2	2.15	0.81
1:B:123:ILE:HD11	1:B:202:LEU:O	1.80	0.81
1:B:303:GLU:HG2	1:D:379:LEU:HB3	1.61	0.81
1:D:504:LYS:HG2	1:D:530:PRO:HG3	1.62	0.81
1:E:340:THR:OG1	1:E:343:GLU:HG3	1.79	0.81
1:E:505:GLY:N	1:E:530:PRO:HD3	1.95	0.81

Continued on next page...

Continued from previous page...

Atom-1	Atom-2	Interatomic distance (Å)	Clash overlap (Å)
1:C:511:LEU:CB	1:C:521:THR:HG21	2.08	0.81
1:G:49:THR:O	1:G:364:THR:HG22	1.80	0.81
1:C:175:VAL:C	1:C:176:ASP:N	0.76	0.81
1:H:131:VAL:HG22	1:H:132:GLU:H	1.46	0.81
1:H:327:THR:HG22	1:H:328:GLN:HG3	1.62	0.81
1:B:511:LEU:HB3	1:B:521:THR:CG2	2.07	0.81
1:F:123:ILE:HD11	1:F:202:LEU:O	1.81	0.81
1:C:49:THR:O	1:C:364:THR:HG22	1.81	0.80
1:A:42:ARG:HD3	1:A:378:HIS:ND1	1.97	0.80
1:D:139:LEU:HD21	1:D:141:ILE:HG23	1.62	0.80
1:F:327:THR:HG22	1:F:328:GLN:HG3	1.61	0.80
1:G:120:THR:HA	1:G:157:TRP:O	1.81	0.80
1:C:25:PHE:CE1	1:C:392:LYS:HG2	2.17	0.80
1:A:103:LEU:HD12	1:A:499:ARG:HH21	1.47	0.80
1:C:120:THR:HA	1:C:157:TRP:O	1.81	0.79
1:A:404:SER:HB2	1:B:421:LYS:HZ3	1.44	0.79
1:E:49:THR:O	1:E:364:THR:HG22	1.81	0.79
1:E:50:ILE:HD11	1:E:68:MET:CE	2.11	0.79
1:B:13:GLN:HE21	1:B:13:GLN:HA	1.46	0.79
1:D:131:VAL:HG22	1:D:132:GLU:H	1.48	0.79
1:H:391:ARG:HH11	1:H:391:ARG:HG3	1.48	0.79
1:D:138:THR:HG22	1:D:139:LEU:N	1.96	0.79
1:G:25:PHE:CE1	1:G:392:LYS:HG2	2.18	0.79
1:E:42:ARG:HD3	1:E:378:HIS:ND1	1.98	0.79
1:G:407:LEU:HD13	1:H:526:VAL:HG12	1.65	0.79
1:A:49:THR:O	1:A:364:THR:HG22	1.82	0.78
1:E:245:ARG:HB2	1:E:274:GLU:HG2	1.64	0.78
1:A:50:ILE:HD11	1:A:68:MET:CE	2.12	0.78
1:B:48:CYS:HB2	1:B:68:MET:HE2	1.62	0.78
1:D:511:LEU:CB	1:D:521:THR:HG21	2.07	0.78
1:H:138:THR:HG22	1:H:139:LEU:N	1.96	0.78
1:F:427:LEU:HD23	1:F:509:ILE:HD11	1.65	0.78
1:F:13:GLN:HA	1:F:13:GLN:HE21	1.48	0.78
1:A:284:GLU:HG3	1:E:99:SER:CB	2.14	0.78
1:B:327:THR:HG22	1:B:328:GLN:HG3	1.65	0.77
1:H:162:ASN:ND2	1:H:165:LYS:HE2	1.98	0.77
1:A:505:GLY:N	1:A:530:PRO:HD3	1.97	0.77
1:A:245:ARG:HB2	1:A:274:GLU:HG2	1.65	0.77
1:D:391:ARG:HG3	1:D:391:ARG:HH11	1.50	0.77
1:E:103:LEU:HD13	1:E:499:ARG:HE	1.49	0.76
1:F:145:ASN:HB3	1:F:148:MET:HE3	1.66	0.76

Continued on next page...

Continued from previous page...

Atom-1	Atom-2	Interatomic distance (Å)	Clash overlap (Å)
1:D:493:MET:HE2	1:D:493:MET:HA	1.67	0.76
1:F:48:CYS:HB2	1:F:68:MET:CE	2.15	0.76
1:D:511:LEU:HB3	1:D:521:THR:CG2	2.10	0.76
1:E:244:ILE:HD11	1:E:282:ILE:HG21	1.68	0.76
1:B:427:LEU:HD23	1:B:509:ILE:HD11	1.67	0.76
1:H:311:MET:HE1	1:H:312:ILE:HA	1.67	0.76
1:B:245:ARG:HB2	1:B:274:GLU:HG2	1.67	0.75
1:G:407:LEU:HD13	1:H:526:VAL:CG1	2.16	0.75
1:E:132:GLU:HG2	1:E:133:LEU:N	2.00	0.75
1:B:511:LEU:CB	1:B:521:THR:HG21	2.07	0.75
1:F:245:ARG:HB2	1:F:274:GLU:HG2	1.67	0.75
1:G:50:ILE:HD11	1:G:68:MET:CE	2.16	0.75
1:A:132:GLU:HG2	1:A:133:LEU:N	2.01	0.74
1:B:338:ARG:HB3	1:B:338:ARG:HH11	1.53	0.74
1:D:327:THR:HG22	1:D:328:GLN:HG3	1.66	0.74
1:G:327:THR:HG22	1:G:328:GLN:HG3	1.68	0.74
1:D:162:ASN:ND2	1:D:165:LYS:HE2	2.02	0.74
1:H:48:CYS:HB2	1:H:68:MET:CE	2.17	0.74
1:H:493:MET:HA	1:H:493:MET:HE2	1.68	0.74
1:C:13:GLN:HA	1:C:13:GLN:HE21	1.51	0.74
1:F:338:ARG:HB3	1:F:338:ARG:HH11	1.53	0.74
1:C:340:THR:OG1	1:C:343:GLU:HG3	1.87	0.74
1:A:103:LEU:HD13	1:A:499:ARG:HE	1.53	0.74
1:D:145:ASN:HD22	1:D:148:MET:HE2	1.52	0.74
1:D:145:ASN:HD22	1:D:148:MET:CE	2.00	0.73
1:C:48:CYS:HB2	1:C:68:MET:HE2	1.68	0.73
1:B:48:CYS:HB2	1:B:68:MET:CE	2.17	0.73
1:D:137:ALA:HA	1:D:195:GLU:HG3	1.71	0.73
1:E:48:CYS:HB3	1:E:364:THR:HG21	1.70	0.73
1:D:42:ARG:HD3	1:D:378:HIS:ND1	2.02	0.73
1:E:311:MET:HE1	1:E:312:ILE:HA	1.69	0.73
1:E:83:HIS:HA	1:E:86:THR:CG2	2.18	0.73
1:D:13:GLN:HA	1:D:13:GLN:HE21	1.53	0.73
1:H:133:LEU:O	1:H:196:VAL:HG11	1.89	0.73
1:H:145:ASN:HD22	1:H:148:MET:CE	2.01	0.73
1:A:137:ALA:HB3	1:A:196:VAL:HG11	1.70	0.72
1:A:251:HIS:CE1	1:E:103:LEU:HD23	2.24	0.72
1:H:145:ASN:HD22	1:H:148:MET:HE2	1.53	0.72
1:B:124:LYS:CE	1:B:126:SER:HB3	2.19	0.72
1:E:137:ALA:HB3	1:E:196:VAL:HG11	1.70	0.72
1:A:391:ARG:HH11	1:A:391:ARG:HG3	1.54	0.72

Continued on next page...

Continued from previous page...

Atom-1	Atom-2	Interatomic distance (Å)	Clash overlap (Å)
1:H:83:HIS:HA	1:H:86:THR:CG2	2.19	0.72
1:C:50:ILE:HD11	1:C:68:MET:CE	2.19	0.72
1:E:131:VAL:HG21	1:E:153:GLU:HA	1.72	0.72
1:H:42:ARG:HD3	1:H:378:HIS:ND1	2.03	0.72
1:A:244:ILE:HD11	1:A:282:ILE:HG21	1.72	0.72
1:C:122:LEU:HD23	1:C:149:GLU:HG2	1.72	0.72
1:E:391:ARG:HH11	1:E:391:ARG:HG3	1.55	0.72
1:A:327:THR:HG22	1:A:328:GLN:HG3	1.72	0.72
1:A:427:LEU:HD23	1:A:509:ILE:HD11	1.71	0.71
1:D:49:THR:O	1:D:364:THR:HG22	1.89	0.71
1:F:124:LYS:CE	1:F:126:SER:HB3	2.19	0.71
1:B:402:PRO:HG2	1:B:404:SER:OG	1.91	0.71
1:B:493:MET:HE2	1:B:493:MET:HA	1.72	0.71
1:D:133:LEU:O	1:D:196:VAL:HG11	1.89	0.71
1:A:131:VAL:HG21	1:A:153:GLU:HA	1.73	0.71
1:E:164:CYS:O	1:E:187:LYS:HE3	1.90	0.71
1:E:399:ARG:HH21	1:F:23:ASP:HB2	1.55	0.71
1:E:404:SER:HB2	1:F:421:LYS:HZ3	1.55	0.71
1:H:137:ALA:HA	1:H:195:GLU:HG3	1.73	0.71
1:A:493:MET:HE2	1:A:493:MET:HA	1.72	0.71
1:A:48:CYS:HB3	1:A:364:THR:HG21	1.72	0.71
1:C:493:MET:HE2	1:C:493:MET:HA	1.73	0.71
1:A:511:LEU:CB	1:A:521:THR:HG21	2.11	0.70
1:G:50:ILE:HD11	1:G:68:MET:HE1	1.71	0.70
1:E:327:THR:HG22	1:E:328:GLN:HG3	1.74	0.70
1:H:55:ARG:HD2	1:H:82:TYR:OH	1.91	0.70
1:F:402:PRO:HG2	1:F:404:SER:OG	1.92	0.70
1:G:162:ASN:ND2	1:G:165:LYS:HE2	2.06	0.70
1:G:245:ARG:HB2	1:G:274:GLU:CG	2.22	0.70
1:D:123:ILE:HD12	1:D:151:CYS:O	1.92	0.70
1:G:13:GLN:HA	1:G:13:GLN:HE21	1.55	0.70
1:D:83:HIS:HA	1:D:86:THR:CG2	2.22	0.70
1:D:48:CYS:HB2	1:D:68:MET:CE	2.22	0.70
1:G:340:THR:OG1	1:G:343:GLU:HG3	1.92	0.70
1:G:421:LYS:HZ1	1:H:401:SER:HB3	1.56	0.70
1:E:400:ALA:O	1:E:402:PRO:HD3	1.91	0.69
1:G:293:ARG:HD3	1:G:326:ALA:O	1.92	0.69
1:B:42:ARG:HD3	1:B:378:HIS:ND1	2.07	0.69
1:H:123:ILE:HD12	1:H:151:CYS:O	1.92	0.69
1:A:83:HIS:HA	1:A:86:THR:CG2	2.22	0.69
1:F:180:ILE:HA	1:F:199:GLY:HA3	1.73	0.69

Continued on next page...

Continued from previous page...

Atom-1	Atom-2	Interatomic distance (Å)	Clash overlap (Å)
1:G:122:LEU:HD23	1:G:149:GLU:HG2	1.74	0.69
1:A:129:ALA:HB3	1:A:203:GLY:HA2	1.75	0.69
1:A:178:GLY:O	1:A:179:LEU:C	2.25	0.69
1:C:327:THR:HG22	1:C:328:GLN:HG3	1.74	0.69
1:H:13:GLN:HE21	1:H:13:GLN:HA	1.56	0.69
1:H:49:THR:O	1:H:364:THR:HG22	1.91	0.69
1:H:174:TYR:HB3	1:H:178:GLY:HA2	1.73	0.69
1:A:164:CYS:O	1:A:187:LYS:HE3	1.92	0.69
1:C:311:MET:HE1	1:C:312:ILE:HA	1.72	0.69
1:G:120:THR:HG22	1:G:158:LEU:HD11	1.74	0.69
1:A:411:MET:SD	1:B:526:VAL:HG23	2.32	0.69
1:B:50:ILE:HD11	1:B:68:MET:CE	2.22	0.69
1:C:164:CYS:HB2	5:C:896:HOH:O	1.92	0.69
1:H:154:ASN:O	1:H:155:ILE:HD13	1.93	0.69
1:B:180:ILE:HA	1:B:199:GLY:HA3	1.73	0.69
1:C:120:THR:HG22	1:C:158:LEU:HD11	1.74	0.69
1:C:526:VAL:HG23	1:D:411:MET:SD	2.32	0.69
1:E:529:VAL:N	1:E:530:PRO:HD2	2.07	0.69
1:F:25:PHE:HE1	1:F:392:LYS:HG2	1.57	0.69
1:C:123:ILE:HD11	1:C:202:LEU:O	1.93	0.68
1:F:505:GLY:N	1:F:530:PRO:HD3	2.02	0.68
1:H:340:THR:OG1	1:H:343:GLU:HG3	1.93	0.68
1:C:421:LYS:NZ	1:D:401:SER:HB3	2.07	0.68
1:B:142:THR:C	1:B:143:LEU:HD12	2.14	0.68
1:F:142:THR:C	1:F:143:LEU:HD12	2.14	0.68
1:F:244:ILE:HD11	1:F:282:ILE:HG21	1.75	0.68
1:D:48:CYS:HB3	1:D:364:THR:HG21	1.75	0.68
1:E:252:GLU:O	1:E:256:ILE:HD13	1.93	0.68
1:G:137:ALA:O	1:G:196:VAL:HG12	1.93	0.68
1:A:48:CYS:HB2	1:A:68:MET:CE	2.23	0.68
1:D:50:ILE:HD11	1:D:68:MET:CE	2.24	0.68
1:F:103:LEU:HD13	1:F:499:ARG:HE	1.59	0.68
1:E:48:CYS:HB2	1:E:68:MET:CE	2.23	0.68
1:F:493:MET:HE2	1:F:493:MET:HA	1.76	0.68
1:A:252:GLU:O	1:A:256:ILE:HD13	1.93	0.68
1:B:340:THR:OG1	1:B:343:GLU:HG3	1.93	0.68
1:B:341:ARG:HG2	1:D:328:GLN:OE1	1.93	0.68
1:D:154:ASN:O	1:D:155:ILE:HD13	1.94	0.68
1:F:521:THR:O	1:F:521:THR:HG22	1.94	0.68
1:A:13:GLN:HE21	1:A:13:GLN:CA	2.07	0.68
1:A:48:CYS:HB2	1:A:68:MET:HE3	1.75	0.68

Continued on next page...

Continued from previous page...

Atom-1	Atom-2	Interatomic distance (Å)	Clash overlap (Å)
1:E:129:ALA:HB3	1:E:203:GLY:HA2	1.76	0.68
1:H:381:ALA:O	1:H:385:GLU:HG3	1.93	0.68
1:D:340:THR:OG1	1:D:343:GLU:HG3	1.94	0.67
1:E:123:ILE:HD13	1:E:130:GLU:H	1.58	0.67
1:G:504:LYS:HG2	1:G:530:PRO:HG3	1.76	0.67
1:C:504:LYS:HG2	1:C:530:PRO:HG3	1.76	0.67
1:D:244:ILE:HD11	1:D:282:ILE:HG21	1.76	0.67
1:G:123:ILE:HD11	1:G:202:LEU:O	1.94	0.67
1:G:514:TRP:HZ3	1:H:514:TRP:HZ3	1.40	0.67
1:A:529:VAL:N	1:A:530:PRO:HD2	2.08	0.67
1:B:505:GLY:N	1:B:530:PRO:HD3	2.04	0.67
1:C:245:ARG:HB2	1:C:274:GLU:CG	2.25	0.67
1:D:174:TYR:HB3	1:D:178:GLY:HA2	1.76	0.67
1:F:340:THR:OG1	1:F:343:GLU:HG3	1.94	0.67
1:A:251:HIS:NE2	1:E:103:LEU:HD23	2.10	0.67
1:D:311:MET:HE1	1:D:312:ILE:HA	1.76	0.67
1:F:42:ARG:HD3	1:F:378:HIS:ND1	2.09	0.67
1:A:311:MET:HE1	1:A:312:ILE:HA	1.75	0.67
1:E:123:ILE:HG23	1:E:124:LYS:N	2.04	0.67
1:A:123:ILE:HD13	1:A:130:GLU:H	1.59	0.67
1:B:103:LEU:HD13	1:B:499:ARG:HE	1.60	0.67
1:G:311:MET:HE2	1:G:312:ILE:HA	1.74	0.67
1:H:391:ARG:O	1:H:395:GLU:HG3	1.95	0.67
1:A:399:ARG:HH21	1:B:23:ASP:HB2	1.59	0.67
1:C:137:ALA:O	1:C:196:VAL:HG12	1.93	0.67
1:H:244:ILE:HD11	1:H:282:ILE:HG21	1.77	0.67
1:H:338:ARG:HB3	1:H:338:ARG:HH11	1.60	0.67
1:A:123:ILE:HG23	1:A:124:LYS:N	2.05	0.67
1:C:42:ARG:HD3	1:C:378:HIS:ND1	2.09	0.67
1:A:404:SER:HB2	1:B:421:LYS:HZ2	1.60	0.66
1:B:25:PHE:HE1	1:B:392:LYS:HG2	1.59	0.66
1:H:245:ARG:HB2	1:H:274:GLU:CG	2.25	0.66
1:C:134:LYS:O	1:C:196:VAL:HG11	1.95	0.66
1:G:338:ARG:HB3	1:G:338:ARG:HH11	1.60	0.66
1:B:103:LEU:HD12	1:B:499:ARG:HH21	1.61	0.66
1:E:427:LEU:HD23	1:E:509:ILE:HD11	1.77	0.66
1:E:13:GLN:HE21	1:E:13:GLN:CA	2.09	0.66
1:F:50:ILE:HD11	1:F:68:MET:HE1	1.75	0.66
1:F:154:ASN:O	1:F:155:ILE:HD13	1.95	0.66
1:D:50:ILE:HD11	1:D:68:MET:HE1	1.78	0.66
1:D:505:GLY:N	1:D:530:PRO:HD3	2.07	0.66

Continued on next page...

Continued from previous page...

Atom-1	Atom-2	Interatomic distance (Å)	Clash overlap (Å)
1:E:134:LYS:HE3	1:E:134:LYS:HA	1.78	0.66
1:G:391:ARG:HG3	1:G:391:ARG:HH11	1.60	0.66
1:A:134:LYS:HA	1:A:134:LYS:HE3	1.77	0.66
1:B:24:THR:HB	1:D:396:GLU:CD	2.15	0.66
1:D:391:ARG:O	1:D:395:GLU:HG3	1.95	0.66
1:D:427:LEU:HD23	1:D:509:ILE:HD11	1.77	0.66
1:F:83:HIS:O	1:F:86:THR:HG23	1.96	0.66
1:F:103:LEU:HD12	1:F:499:ARG:HH21	1.61	0.66
1:A:400:ALA:O	1:A:402:PRO:HD3	1.95	0.66
1:B:13:GLN:HA	1:B:13:GLN:NE2	2.10	0.66
1:D:25:PHE:CE1	1:D:392:LYS:HG2	2.31	0.66
1:D:180:ILE:HA	1:D:199:GLY:HA3	1.78	0.66
1:D:55:ARG:HD2	1:D:82:TYR:OH	1.95	0.66
1:F:427:LEU:CD2	1:F:509:ILE:HD11	2.24	0.66
1:D:164:CYS:O	1:D:187:LYS:HE3	1.95	0.66
1:B:244:ILE:HD11	1:B:282:ILE:HG21	1.76	0.66
1:B:504:LYS:HG2	1:B:530:PRO:HG3	1.77	0.66
1:C:338:ARG:HB3	1:C:338:ARG:HH11	1.61	0.66
1:G:505:GLY:N	1:G:530:PRO:HD3	2.10	0.66
1:H:48:CYS:HB3	1:H:364:THR:HG21	1.77	0.66
1:E:511:LEU:CB	1:E:521:THR:HG21	2.13	0.65
1:B:154:ASN:O	1:B:155:ILE:HD13	1.95	0.65
1:F:48:CYS:HB2	1:F:68:MET:HE2	1.76	0.65
1:D:245:ARG:HB2	1:D:274:GLU:CG	2.27	0.65
1:D:13:GLN:HA	1:D:13:GLN:NE2	2.11	0.65
1:F:83:HIS:HA	1:F:86:THR:CG2	2.26	0.65
1:F:13:GLN:HA	1:F:13:GLN:NE2	2.10	0.65
1:A:13:GLN:HA	1:A:13:GLN:NE2	2.09	0.65
1:E:493:MET:HA	1:E:493:MET:HE2	1.78	0.65
1:C:391:ARG:HH11	1:C:391:ARG:HG3	1.61	0.65
1:H:164:CYS:O	1:H:187:LYS:HE3	1.96	0.65
1:D:338:ARG:HB3	1:D:338:ARG:HH11	1.62	0.65
1:C:162:ASN:ND2	1:C:165:LYS:HE2	2.12	0.65
1:E:25:PHE:CE1	1:E:392:LYS:HG2	2.32	0.65
1:H:504:LYS:HG2	1:H:530:PRO:CG	2.27	0.65
1:B:427:LEU:CD2	1:B:509:ILE:HD11	2.25	0.65
1:B:529:VAL:N	1:B:530:PRO:HD2	2.12	0.65
1:F:191:PHE:O	1:F:192:LEU:HD13	1.97	0.65
1:F:529:VAL:N	1:F:530:PRO:HD2	2.12	0.65
1:B:191:PHE:O	1:B:192:LEU:HD13	1.96	0.64
1:H:48:CYS:HB2	1:H:68:MET:HE2	1.77	0.64

Continued on next page...

Continued from previous page...

Atom-1	Atom-2	Interatomic distance (Å)	Clash overlap (Å)
1:C:75:PHE:CD1	1:C:111:LEU:HD13	2.32	0.64
1:G:252:GLU:O	1:G:256:ILE:HD13	1.97	0.64
1:H:25:PHE:CE1	1:H:392:LYS:HG2	2.33	0.64
1:B:50:ILE:HD11	1:B:68:MET:HE1	1.77	0.64
1:C:252:GLU:O	1:C:256:ILE:HD13	1.97	0.64
1:F:126:SER:O	1:F:128:THR:N	2.29	0.64
1:G:42:ARG:HD3	1:G:378:HIS:ND1	2.11	0.64
1:H:50:ILE:HD11	1:H:68:MET:CE	2.27	0.64
1:C:48:CYS:HB2	1:C:68:MET:CE	2.27	0.64
1:G:75:PHE:CD1	1:G:111:LEU:HD13	2.32	0.64
1:B:181:SER:HB2	1:B:198:ASN:HD22	1.62	0.64
1:E:404:SER:HB2	1:F:421:LYS:HZ2	1.61	0.64
1:C:244:ILE:HD11	1:C:282:ILE:HG21	1.79	0.64
1:E:13:GLN:HA	1:E:13:GLN:NE2	2.11	0.64
1:H:13:GLN:HA	1:H:13:GLN:NE2	2.12	0.64
1:A:106:PRO:O	1:A:463:HIS:HE1	1.81	0.64
1:C:50:ILE:HD11	1:C:68:MET:HE1	1.78	0.64
1:A:25:PHE:CE1	1:A:392:LYS:HG2	2.33	0.64
1:B:83:HIS:HA	1:B:86:THR:CG2	2.28	0.64
1:E:180:ILE:HA	1:E:199:GLY:HA3	1.80	0.64
1:G:120:THR:HG22	1:G:158:LEU:CD1	2.28	0.64
1:E:311:MET:HE2	1:E:311:MET:O	1.97	0.63
1:C:144:ASP:O	1:C:146:ALA:N	2.32	0.63
1:F:55:ARG:HD2	1:F:82:TYR:OH	1.98	0.63
1:H:180:ILE:HA	1:H:199:GLY:HA3	1.81	0.63
1:B:391:ARG:O	1:B:395:GLU:HG3	1.97	0.63
1:D:504:LYS:HG2	1:D:530:PRO:CG	2.29	0.63
1:A:427:LEU:CD2	1:A:509:ILE:HD11	2.28	0.63
1:C:164:CYS:O	1:C:187:LYS:HE3	1.98	0.63
1:F:391:ARG:O	1:F:395:GLU:HG3	1.98	0.63
1:F:504:LYS:HG2	1:F:530:PRO:HG3	1.79	0.63
1:G:25:PHE:HE1	1:G:392:LYS:HG2	1.63	0.63
1:G:164:CYS:O	1:G:187:LYS:HE3	1.99	0.63
1:A:75:PHE:CD1	1:A:111:LEU:HD13	2.33	0.63
1:B:180:ILE:HG12	1:B:199:GLY:HA3	1.80	0.63
1:C:120:THR:HG22	1:C:158:LEU:CD1	2.29	0.63
1:E:131:VAL:HB	1:E:153:GLU:OE2	1.98	0.63
1:H:426:ALA:HB2	1:H:448:PRO:HG2	1.81	0.63
1:E:116:PRO:HD2	1:E:243:PHE:HB2	1.80	0.63
1:A:134:LYS:O	1:A:135:LYS:O	2.17	0.63
1:G:48:CYS:HB2	1:G:68:MET:CE	2.29	0.63

Continued on next page...

Continued from previous page...

Atom-1	Atom-2	Interatomic distance (Å)	Clash overlap (Å)
1:G:493:MET:HE2	1:G:493:MET:HA	1.80	0.63
1:G:499:ARG:HB3	1:G:501:PHE:CE1	2.34	0.63
1:H:142:THR:HG22	1:H:191:PHE:HB2	1.80	0.63
1:B:126:SER:O	1:B:128:THR:N	2.30	0.63
1:C:25:PHE:HE1	1:C:392:LYS:HG2	1.64	0.63
1:F:48:CYS:HB2	1:F:68:MET:HE3	1.81	0.63
1:B:521:THR:HG22	1:B:521:THR:O	1.99	0.62
1:D:142:THR:HG22	1:D:191:PHE:HB2	1.80	0.62
1:E:493:MET:HE3	1:E:508:VAL:HG21	1.81	0.62
1:F:181:SER:HB2	1:F:198:ASN:HD22	1.63	0.62
1:G:514:TRP:CZ3	1:H:514:TRP:HZ3	2.16	0.62
1:E:75:PHE:CD1	1:E:111:LEU:HD13	2.34	0.62
1:F:50:ILE:HD11	1:F:68:MET:CE	2.29	0.62
1:B:75:PHE:CD1	1:B:111:LEU:HD13	2.34	0.62
1:E:134:LYS:O	1:E:135:LYS:O	2.18	0.62
1:G:134:LYS:O	1:G:196:VAL:HG11	1.99	0.62
1:G:526:VAL:HG11	1:H:407:LEU:CG	2.29	0.62
1:H:140:LYS:HD2	1:H:193:VAL:HG22	1.81	0.62
1:A:180:ILE:HA	1:A:199:GLY:HA3	1.81	0.62
1:A:338:ARG:HB3	1:A:338:ARG:HH11	1.64	0.62
1:G:244:ILE:HD11	1:G:282:ILE:HG21	1.81	0.62
1:F:144:ASP:O	1:F:146:ALA:N	2.31	0.62
1:G:144:ASP:O	1:G:146:ALA:N	2.33	0.62
1:D:13:GLN:HE21	1:D:13:GLN:CA	2.13	0.62
1:E:132:GLU:CG	1:E:133:LEU:N	2.62	0.62
1:E:399:ARG:NH2	1:F:23:ASP:HB2	2.14	0.62
1:E:529:VAL:O	1:E:530:PRO:O	2.18	0.62
1:G:514:TRP:HZ3	1:H:514:TRP:CZ3	2.18	0.62
1:H:122:LEU:HB2	1:H:149:GLU:HA	1.81	0.62
1:C:293:ARG:HD3	1:C:326:ALA:O	2.00	0.62
1:D:140:LYS:HD2	1:D:193:VAL:HG22	1.81	0.62
1:F:131:VAL:HG21	1:F:152:ASP:HA	1.80	0.62
1:B:55:ARG:HD2	1:B:82:TYR:OH	1.99	0.62
1:E:411:MET:SD	1:F:526:VAL:HG23	2.39	0.62
1:F:144:ASP:C	1:F:146:ALA:H	2.03	0.62
1:F:341:ARG:HG2	1:H:328:GLN:OE1	1.99	0.62
1:G:48:CYS:HB3	1:G:364:THR:HG21	1.82	0.62
1:A:391:ARG:O	1:A:395:GLU:HG3	1.99	0.61
1:E:106:PRO:O	1:E:463:HIS:HE1	1.83	0.61
1:F:180:ILE:HG12	1:F:199:GLY:HA3	1.82	0.61
1:A:284:GLU:HG3	1:E:99:SER:HB2	1.81	0.61

Continued on next page...

Continued from previous page...

Atom-1	Atom-2	Interatomic distance (Å)	Clash overlap (Å)
1:F:503:LYS:O	1:F:529:VAL:HG11	2.00	0.61
1:G:526:VAL:HG11	1:H:407:LEU:HB3	1.82	0.61
1:A:116:PRO:HD2	1:A:243:PHE:HB2	1.82	0.61
1:C:391:ARG:O	1:C:395:GLU:HG3	2.00	0.61
1:C:499:ARG:HB3	1:C:501:PHE:CE1	2.35	0.61
1:H:427:LEU:HD23	1:H:509:ILE:HD11	1.82	0.61
1:A:132:GLU:CG	1:A:133:LEU:N	2.62	0.61
1:A:432:GLU:O	1:A:458:THR:HG21	2.00	0.61
1:C:528:PRO:C	1:C:530:PRO:HD2	2.21	0.61
1:E:184:VAL:HA	1:E:194:THR:HG22	1.83	0.61
1:F:484:ASP:O	1:F:488:ARG:HD3	2.00	0.61
1:D:122:LEU:HB2	1:D:149:GLU:HA	1.82	0.61
1:H:244:ILE:HG12	1:H:268:SER:HB3	1.81	0.61
1:A:131:VAL:HB	1:A:153:GLU:OE2	2.00	0.61
1:D:322:PRO:HB3	1:D:464:LEU:O	2.01	0.61
1:F:485:VAL:O	1:F:489:VAL:HG23	2.01	0.61
1:E:244:ILE:HD11	1:E:282:ILE:CG2	2.30	0.61
1:H:160:TYR:CE2	1:H:163:ILE:HA	2.34	0.61
1:A:245:ARG:HB2	1:A:274:GLU:CG	2.30	0.61
1:B:131:VAL:HG21	1:B:152:ASP:HA	1.81	0.61
1:H:322:PRO:HB3	1:H:464:LEU:O	2.01	0.61
1:D:48:CYS:HB2	1:D:68:MET:HE2	1.81	0.61
1:E:245:ARG:HB2	1:E:274:GLU:CG	2.30	0.61
1:G:244:ILE:HG12	1:G:268:SER:HB3	1.83	0.61
1:B:26:LEU:HD22	1:D:397:LEU:HD13	1.82	0.60
1:G:180:ILE:HG12	1:G:199:GLY:HA3	1.81	0.60
1:B:118:ILE:HG22	1:B:208:VAL:HB	1.82	0.60
1:B:252:GLU:O	1:B:256:ILE:HD13	2.01	0.60
1:C:135:LYS:HG2	1:C:197:GLU:O	2.02	0.60
1:E:51:GLY:O	1:E:55:ARG:HG3	2.01	0.60
1:H:409:GLU:HG2	1:H:439:GLN:NE2	2.15	0.60
1:B:144:ASP:C	1:B:146:ALA:H	2.05	0.60
1:C:13:GLN:HA	1:C:13:GLN:NE2	2.16	0.60
1:C:505:GLY:N	1:C:530:PRO:HD3	2.11	0.60
1:F:408:MET:O	1:F:408:MET:HE3	2.02	0.60
1:H:13:GLN:HE21	1:H:13:GLN:CA	2.14	0.60
1:E:524:MET:HG2	1:F:524:MET:HG2	1.82	0.60
1:F:131:VAL:CG1	1:F:153:GLU:HG3	2.29	0.60
1:A:404:SER:CB	1:B:421:LYS:NZ	2.60	0.60
1:D:427:LEU:CD2	1:D:509:ILE:HD11	2.31	0.60
1:E:120:THR:HB	1:E:156:LEU:HD11	1.83	0.60

Continued on next page...

Continued from previous page...

Atom-1	Atom-2	Interatomic distance (Å)	Clash overlap (Å)
1:E:504:LYS:HG2	1:E:530:PRO:CG	2.30	0.60
1:F:244:ILE:HD11	1:F:282:ILE:CG2	2.31	0.60
1:C:180:ILE:HG12	1:C:199:GLY:HA3	1.82	0.60
1:C:48:CYS:HB3	1:C:364:THR:HG21	1.84	0.60
1:D:131:VAL:CG1	1:D:202:LEU:HB3	2.31	0.60
1:D:381:ALA:O	1:D:385:GLU:HG3	2.02	0.60
1:D:409:GLU:HG2	1:D:439:GLN:NE2	2.16	0.60
1:E:427:LEU:CD2	1:E:509:ILE:HD11	2.31	0.60
1:G:528:PRO:C	1:G:530:PRO:HD2	2.23	0.60
1:H:50:ILE:HD11	1:H:68:MET:HE1	1.84	0.60
1:A:120:THR:HB	1:A:156:LEU:HD11	1.84	0.59
1:C:134:LYS:O	1:C:196:VAL:CG1	2.50	0.59
1:H:133:LEU:HD22	1:H:133:LEU:N	2.17	0.59
1:A:529:VAL:O	1:A:530:PRO:O	2.20	0.59
1:D:160:TYR:CE2	1:D:163:ILE:HA	2.37	0.59
1:F:118:ILE:HG22	1:F:208:VAL:HB	1.83	0.59
1:G:137:ALA:H	1:G:196:VAL:HG13	1.67	0.59
1:B:144:ASP:O	1:B:146:ALA:N	2.34	0.59
1:E:158:LEU:HD12	1:E:163:ILE:CD1	2.32	0.59
1:D:82:TYR:O	1:D:86:THR:HG22	2.03	0.59
1:F:391:ARG:HH11	1:F:391:ARG:CG	2.12	0.59
1:G:181:SER:HB3	1:G:198:ASN:HB2	1.83	0.59
1:G:514:TRP:CZ3	1:H:514:TRP:CZ3	2.90	0.59
1:H:48:CYS:HB2	1:H:68:MET:HE3	1.84	0.59
1:H:122:LEU:HD22	1:H:122:LEU:N	2.18	0.59
1:B:311:MET:HE1	1:B:312:ILE:HA	1.83	0.59
1:E:422:CYS:HA	1:F:405:THR:OG1	2.02	0.59
1:A:184:VAL:HA	1:A:194:THR:HG22	1.85	0.59
1:F:134:LYS:O	1:F:196:VAL:HG11	2.02	0.59
1:C:529:VAL:N	1:C:530:PRO:HD2	2.18	0.59
1:D:122:LEU:HD23	1:D:149:GLU:HG2	1.84	0.59
1:A:251:HIS:CE1	1:E:103:LEU:CD2	2.86	0.59
1:E:123:ILE:CD1	1:E:130:GLU:H	2.15	0.59
1:B:529:VAL:O	1:B:530:PRO:O	2.20	0.58
1:G:103:LEU:HD12	1:G:499:ARG:HH21	1.68	0.58
1:H:87:ILE:O	1:H:90:VAL:HG22	2.02	0.58
1:H:131:VAL:CG1	1:H:202:LEU:HB3	2.32	0.58
1:C:103:LEU:HD12	1:C:499:ARG:HH21	1.68	0.58
1:D:244:ILE:HG12	1:D:268:SER:HB3	1.84	0.58
1:G:48:CYS:HB2	1:G:68:MET:HE2	1.82	0.58
1:H:122:LEU:HD23	1:H:149:GLU:HG2	1.83	0.58

Continued on next page...

Continued from previous page...

Atom-1	Atom-2	Interatomic distance (Å)	Clash overlap (Å)
1:B:484:ASP:O	1:B:488:ARG:HD3	2.02	0.58
1:D:122:LEU:HD22	1:D:122:LEU:N	2.18	0.58
1:F:127:GLY:C	1:F:129:ALA:H	2.06	0.58
1:F:140:LYS:HE3	1:F:191:PHE:CD2	2.38	0.58
1:A:123:ILE:CD1	1:A:130:GLU:H	2.15	0.58
1:C:181:SER:HB3	1:C:198:ASN:HB2	1.84	0.58
1:F:82:TYR:O	1:F:86:THR:HG22	2.03	0.58
1:H:83:HIS:O	1:H:86:THR:HG23	2.03	0.58
1:A:311:MET:HE2	1:A:311:MET:O	2.02	0.58
1:B:391:ARG:HH11	1:B:391:ARG:CG	2.14	0.58
1:F:75:PHE:CD1	1:F:111:LEU:HD13	2.38	0.58
1:A:188:GLY:HA3	1:A:191:PHE:CE1	2.38	0.58
1:C:525:ARG:HD3	1:D:514:TRP:CE3	2.38	0.58
1:C:244:ILE:HG12	1:C:268:SER:HB3	1.86	0.58
1:E:293:ARG:NH2	1:E:346:ASP:OD1	2.37	0.58
1:F:49:THR:HB	1:F:361:SER:HA	1.86	0.58
1:F:188:GLY:HA3	1:F:191:PHE:CE1	2.39	0.58
1:B:140:LYS:HE3	1:B:191:PHE:CD2	2.39	0.58
1:B:188:GLY:HA3	1:B:191:PHE:CE1	2.39	0.58
1:C:137:ALA:H	1:C:196:VAL:CG1	2.17	0.58
1:D:51:GLY:O	1:D:55:ARG:HG3	2.04	0.58
1:E:188:GLY:HA3	1:E:191:PHE:CE1	2.39	0.58
1:A:137:ALA:O	1:A:196:VAL:HG12	2.04	0.58
1:A:504:LYS:HG2	1:A:530:PRO:CG	2.31	0.58
1:B:529:VAL:O	1:B:530:PRO:C	2.41	0.58
1:E:15:GLN:HA	5:E:1986:HOH:O	2.04	0.58
1:G:134:LYS:O	1:G:196:VAL:CG1	2.52	0.58
1:H:82:TYR:O	1:H:86:THR:HG22	2.03	0.58
1:A:529:VAL:N	1:A:530:PRO:CD	2.67	0.58
1:C:83:HIS:HA	1:C:86:THR:CG2	2.33	0.58
1:F:120:THR:HB	1:F:156:LEU:HD11	1.86	0.58
1:F:529:VAL:N	1:F:530:PRO:CD	2.67	0.58
1:B:529:VAL:N	1:B:530:PRO:CD	2.67	0.57
1:D:252:GLU:O	1:D:256:ILE:HD13	2.02	0.57
1:F:529:VAL:O	1:F:530:PRO:O	2.21	0.57
1:G:135:LYS:HG2	1:G:197:GLU:O	2.04	0.57
1:G:529:VAL:N	1:G:530:PRO:HD2	2.19	0.57
1:B:181:SER:CB	1:B:198:ASN:HD22	2.16	0.57
1:H:176:ASP:OD1	1:H:206:LYS:HD2	2.04	0.57
1:A:445:PRO:HG2	5:A:963:HOH:O	2.03	0.57
1:B:137:ALA:H	1:B:196:VAL:CG1	2.17	0.57

Continued on next page...

Continued from previous page...

Atom-1	Atom-2	Interatomic distance (Å)	Clash overlap (Å)
1:D:293:ARG:NH2	1:D:346:ASP:OD1	2.37	0.57
1:A:158:LEU:HD12	1:A:163:ILE:CD1	2.34	0.57
1:E:529:VAL:N	1:E:530:PRO:CD	2.67	0.57
1:B:131:VAL:CG1	1:B:153:GLU:HG3	2.31	0.57
1:F:181:SER:CB	1:F:198:ASN:HD22	2.16	0.57
1:B:120:THR:HB	1:B:156:LEU:HD11	1.87	0.57
1:B:293:ARG:NH2	1:B:346:ASP:OD1	2.37	0.57
1:F:504:LYS:HG2	1:F:530:PRO:HA	1.87	0.57
1:H:172:LYS:HE2	1:H:197:GLU:OE2	2.05	0.57
1:H:529:VAL:N	1:H:530:PRO:HD2	2.20	0.57
1:A:131:VAL:HB	1:A:153:GLU:HG3	1.86	0.57
1:D:133:LEU:HD22	1:D:133:LEU:N	2.19	0.57
1:E:244:ILE:HG12	1:E:268:SER:HB3	1.86	0.57
1:E:432:GLU:O	1:E:458:THR:HG21	2.05	0.57
1:F:62:GLU:OE2	1:F:65:LYS:HE2	2.05	0.57
1:H:152:ASP:O	1:H:154:ASN:N	2.38	0.57
1:A:529:VAL:O	1:A:530:PRO:C	2.43	0.57
1:D:529:VAL:N	1:D:530:PRO:HD2	2.20	0.57
1:G:391:ARG:O	1:G:395:GLU:HG3	2.04	0.57
1:B:503:LYS:O	1:B:529:VAL:HG11	2.04	0.57
1:D:103:LEU:HD13	1:D:499:ARG:HE	1.68	0.57
1:F:137:ALA:H	1:F:196:VAL:CG1	2.18	0.57
1:H:103:LEU:HD13	1:H:499:ARG:HE	1.68	0.57
1:C:50:ILE:HD11	1:C:68:MET:HE3	1.85	0.57
1:D:53:ALA:HB2	1:D:366:LYS:HA	1.87	0.57
1:F:529:VAL:O	1:F:530:PRO:C	2.43	0.57
1:A:415:SER:HB3	1:A:509:ILE:CD1	2.35	0.56
1:C:51:GLY:O	1:C:55:ARG:HG3	2.05	0.56
1:D:293:ARG:HD3	1:D:326:ALA:O	2.05	0.56
1:B:143:LEU:HD12	1:B:143:LEU:N	2.20	0.56
1:B:296:LEU:O	1:B:300:ILE:HG12	2.04	0.56
1:B:504:LYS:HG2	1:B:530:PRO:HA	1.87	0.56
1:G:13:GLN:HA	1:G:13:GLN:NE2	2.19	0.56
1:G:180:ILE:HA	1:G:199:GLY:HA3	1.87	0.56
1:A:55:ARG:HD2	1:A:82:TYR:OH	2.06	0.56
1:A:244:ILE:HD11	1:A:282:ILE:CG2	2.35	0.56
1:A:322:PRO:HB3	1:A:464:LEU:O	2.06	0.56
1:A:331:GLU:O	1:A:334:ILE:HG13	2.05	0.56
1:B:13:GLN:HE21	1:B:13:GLN:CA	2.09	0.56
1:B:51:GLY:O	1:B:55:ARG:HG3	2.04	0.56
1:B:83:HIS:O	1:B:86:THR:HG23	2.05	0.56

Continued on next page...

Continued from previous page...

Atom-1	Atom-2	Interatomic distance (Å)	Clash overlap (Å)
1:B:293:ARG:HH22	1:B:346:ASP:CG	2.08	0.56
1:C:13:GLN:HE21	1:C:13:GLN:CA	2.13	0.56
1:C:137:ALA:H	1:C:196:VAL:HG13	1.70	0.56
1:C:398:ALA:HB1	1:C:413:MET:HE1	1.87	0.56
1:F:48:CYS:HB3	1:F:364:THR:HG21	1.87	0.56
1:F:143:LEU:HD12	1:F:143:LEU:N	2.21	0.56
1:F:293:ARG:HH22	1:F:346:ASP:CG	2.08	0.56
1:G:400:ALA:O	1:G:402:PRO:HD3	2.05	0.56
1:G:402:PRO:O	1:H:421:LYS:NZ	2.38	0.56
1:H:53:ALA:HB2	1:H:366:LYS:HA	1.88	0.56
1:H:185:LYS:HA	1:H:185:LYS:HZ3	1.71	0.56
1:A:481:TRP:O	1:A:485:VAL:HG23	2.05	0.56
1:E:87:ILE:O	1:E:90:VAL:HG22	2.05	0.56
1:E:271:GLU:HB3	1:E:292:ALA:HB3	1.87	0.56
1:E:481:TRP:O	1:E:485:VAL:HG23	2.05	0.56
1:F:91:ARG:NH2	1:F:234:GLN:O	2.39	0.56
1:G:137:ALA:H	1:G:196:VAL:CG1	2.18	0.56
1:H:42:ARG:NH2	1:H:69:ASN:OD1	2.39	0.56
1:B:82:TYR:O	1:B:86:THR:HG22	2.05	0.56
1:E:131:VAL:HB	1:E:153:GLU:HG3	1.87	0.56
1:B:245:ARG:HB2	1:B:274:GLU:CG	2.36	0.56
1:C:400:ALA:O	1:C:402:PRO:HD3	2.05	0.56
1:E:529:VAL:O	1:E:530:PRO:C	2.44	0.56
1:F:252:GLU:O	1:F:256:ILE:HD13	2.06	0.56
1:H:138:THR:CG2	1:H:139:LEU:H	1.94	0.56
1:H:271:GLU:HB3	1:H:292:ALA:HB3	1.87	0.56
1:H:484:ASP:O	1:H:488:ARG:HD3	2.05	0.56
1:B:127:GLY:C	1:B:129:ALA:H	2.08	0.56
1:G:503:LYS:O	1:G:529:VAL:HG11	2.05	0.56
1:A:51:GLY:O	1:A:55:ARG:HG3	2.06	0.56
1:E:331:GLU:O	1:E:334:ILE:HG13	2.06	0.56
1:B:134:LYS:O	1:B:196:VAL:HG11	2.06	0.56
1:D:103:LEU:HD12	1:D:499:ARG:HH21	1.71	0.55
1:D:484:ASP:O	1:D:488:ARG:HD3	2.06	0.55
1:E:131:VAL:CG2	1:E:153:GLU:HA	2.37	0.55
1:E:137:ALA:O	1:E:196:VAL:HG12	2.06	0.55
1:B:485:VAL:O	1:B:489:VAL:HG23	2.06	0.55
1:D:152:ASP:O	1:D:154:ASN:N	2.39	0.55
1:E:445:PRO:HG2	5:E:1963:HOH:O	2.04	0.55
1:F:24:THR:HB	1:H:396:GLU:CD	2.26	0.55
1:F:296:LEU:O	1:F:300:ILE:HG12	2.06	0.55

Continued on next page...

Continued from previous page...

Atom-1	Atom-2	Interatomic distance (Å)	Clash overlap (Å)
1:G:526:VAL:HG11	1:H:407:LEU:HD12	1.87	0.55
1:H:70:VAL:HG22	1:H:108:ALA:HB3	1.87	0.55
1:D:140:LYS:NZ	1:D:155:ILE:HD12	2.21	0.55
1:D:176:ASP:OD1	1:D:206:LYS:HD2	2.06	0.55
1:E:422:CYS:HB3	1:F:405:THR:HG21	1.89	0.55
1:B:106:PRO:O	1:B:463:HIS:HE1	1.89	0.55
1:C:180:ILE:HA	1:C:199:GLY:HA3	1.88	0.55
1:D:48:CYS:HB2	1:D:68:MET:HE3	1.88	0.55
1:F:202:LEU:HD13	1:F:203:GLY:O	2.05	0.55
1:H:71:ALA:HB1	1:H:73:MET:HE1	1.89	0.55
1:A:415:SER:HB3	1:A:509:ILE:HD12	1.89	0.55
1:A:524:MET:HG2	1:B:524:MET:HG2	1.88	0.55
1:A:528:PRO:C	1:A:530:PRO:HD2	2.26	0.55
1:D:87:ILE:O	1:D:90:VAL:HG22	2.06	0.55
1:D:172:LYS:HE2	1:D:197:GLU:OE2	2.06	0.55
1:E:55:ARG:HD2	1:E:82:TYR:OH	2.07	0.55
1:H:293:ARG:NH2	1:H:346:ASP:OD1	2.39	0.55
1:A:404:SER:CB	1:B:421:LYS:HZ2	2.17	0.55
1:D:42:ARG:NH2	1:D:69:ASN:OD1	2.40	0.55
1:D:271:GLU:HB3	1:D:292:ALA:HB3	1.89	0.55
1:E:120:THR:O	1:E:205:LYS:HA	2.07	0.55
1:E:338:ARG:HB3	1:E:338:ARG:HH11	1.72	0.55
1:F:51:GLY:O	1:F:55:ARG:HG3	2.05	0.55
1:A:244:ILE:HG12	1:A:268:SER:HB3	1.89	0.55
1:C:55:ARG:HD2	1:C:82:TYR:OH	2.06	0.55
1:C:521:THR:O	1:C:521:THR:HG22	2.07	0.55
1:D:13:GLN:HG3	1:D:18:HIS:HB2	1.88	0.55
1:A:131:VAL:CG2	1:A:153:GLU:HA	2.37	0.55
1:A:525:ARG:HD3	1:B:514:TRP:CE3	2.41	0.55
1:B:91:ARG:NH2	1:B:234:GLN:O	2.40	0.55
1:F:245:ARG:HB2	1:F:274:GLU:CG	2.37	0.55
1:H:148:MET:HG3	1:H:157:TRP:CH2	2.42	0.55
1:A:130:GLU:HG3	1:A:131:VAL:N	2.21	0.55
1:G:83:HIS:HA	1:G:86:THR:CG2	2.36	0.55
1:G:478:GLN:CA	1:G:478:GLN:HE21	2.20	0.55
1:H:51:GLY:O	1:H:55:ARG:HG3	2.07	0.55
1:C:511:LEU:HB3	1:C:521:THR:CG2	2.12	0.54
1:H:427:LEU:CD2	1:H:509:ILE:HD11	2.36	0.54
1:D:426:ALA:HB2	1:D:448:PRO:HG2	1.90	0.54
1:H:432:GLU:O	1:H:458:THR:HG21	2.08	0.54
1:A:71:ALA:HB1	1:A:73:MET:HE1	1.89	0.54

Continued on next page...

Continued from previous page...

Atom-1	Atom-2	Interatomic distance (Å)	Clash overlap (Å)
1:B:244:ILE:HD11	1:B:282:ILE:CG2	2.37	0.54
1:A:131:VAL:CB	1:A:153:GLU:HG3	2.38	0.54
1:E:131:VAL:CB	1:E:153:GLU:HG3	2.38	0.54
1:E:143:LEU:HD21	1:E:163:ILE:CG2	2.38	0.54
1:F:13:GLN:HE21	1:F:13:GLN:CA	2.11	0.54
1:H:252:GLU:O	1:H:256:ILE:HD13	2.06	0.54
1:D:138:THR:CG2	1:D:139:LEU:H	1.94	0.54
1:E:209:ASN:O	1:E:211:PRO:HD3	2.07	0.54
1:G:116:PRO:HG3	1:G:218:PRO:O	2.08	0.54
1:D:331:GLU:O	1:D:334:ILE:HG13	2.08	0.54
1:E:58:GLU:HB2	5:E:1962:HOH:O	2.07	0.54
1:F:293:ARG:NH2	1:F:346:ASP:OD1	2.40	0.54
1:H:13:GLN:HG3	1:H:18:HIS:HB2	1.89	0.54
1:H:529:VAL:O	1:H:530:PRO:O	2.25	0.54
1:A:209:ASN:O	1:A:211:PRO:HD3	2.07	0.54
1:D:407:LEU:HD22	1:D:407:LEU:N	2.22	0.54
1:D:432:GLU:O	1:D:458:THR:HG21	2.08	0.54
1:G:50:ILE:HD11	1:G:68:MET:HE3	1.88	0.54
1:A:180:ILE:HG12	1:A:199:GLY:HA3	1.89	0.54
1:D:83:HIS:O	1:D:86:THR:HG23	2.08	0.54
1:D:140:LYS:HG3	1:D:193:VAL:HG22	1.90	0.54
1:F:293:ARG:HD3	1:F:326:ALA:O	2.08	0.54
1:G:123:ILE:HA	1:G:151:CYS:HB2	1.90	0.54
1:G:398:ALA:HB1	1:G:413:MET:HE1	1.89	0.54
1:H:62:GLU:HB3	1:H:371:LEU:HD21	1.90	0.54
1:H:103:LEU:HD12	1:H:499:ARG:HH21	1.72	0.54
1:H:529:VAL:N	1:H:530:PRO:CD	2.71	0.54
1:A:15:GLN:HA	5:A:986:HOH:O	2.08	0.54
1:D:140:LYS:HZ3	1:D:155:ILE:HD12	1.73	0.54
1:D:504:LYS:HG2	1:D:530:PRO:HA	1.89	0.54
1:B:48:CYS:HB3	1:B:364:THR:HG21	1.90	0.54
1:B:172:LYS:HE2	1:B:197:GLU:OE2	2.07	0.54
1:D:529:VAL:N	1:D:530:PRO:CD	2.71	0.54
1:A:293:ARG:NH2	1:A:346:ASP:OD1	2.41	0.53
1:B:174:TYR:HB3	1:B:178:GLY:HA2	1.90	0.53
1:C:42:ARG:NH2	1:C:69:ASN:OD1	2.41	0.53
1:D:137:ALA:O	1:D:138:THR:CB	2.56	0.53
1:D:148:MET:HG3	1:D:157:TRP:CH2	2.43	0.53
1:E:505:GLY:H	1:E:530:PRO:CD	2.03	0.53
1:B:49:THR:HB	1:B:361:SER:HA	1.91	0.53
1:C:135:LYS:HD3	1:C:136:GLY:N	2.22	0.53

Continued on next page...

Continued from previous page...

Atom-1	Atom-2	Interatomic distance (Å)	Clash overlap (Å)
1:D:481:TRP:O	1:D:485:VAL:HG23	2.08	0.53
1:E:13:GLN:HG3	1:E:18:HIS:HB2	1.88	0.53
1:F:311:MET:HE1	1:F:312:ILE:HA	1.89	0.53
1:F:487:LEU:HD23	1:F:487:LEU:C	2.29	0.53
1:G:131:VAL:HG11	1:G:153:GLU:N	2.24	0.53
1:G:529:VAL:O	1:G:530:PRO:C	2.46	0.53
1:H:407:LEU:HD22	1:H:407:LEU:N	2.22	0.53
1:D:123:ILE:CG2	1:D:129:ALA:HB1	2.38	0.53
1:F:87:ILE:O	1:F:90:VAL:HG22	2.07	0.53
1:G:478:GLN:HE21	1:G:478:GLN:N	2.05	0.53
1:H:123:ILE:CG2	1:H:129:ALA:HB1	2.38	0.53
1:H:140:LYS:NZ	1:H:155:ILE:HD12	2.23	0.53
1:E:322:PRO:HB3	1:E:464:LEU:O	2.09	0.53
1:F:172:LYS:HE2	1:F:197:GLU:OE2	2.07	0.53
1:G:529:VAL:O	1:G:530:PRO:O	2.26	0.53
1:H:181:SER:O	1:H:197:GLU:N	2.41	0.53
1:A:120:THR:O	1:A:205:LYS:HA	2.09	0.53
1:C:427:LEU:CD2	1:C:509:ILE:HD11	2.39	0.53
1:C:529:VAL:O	1:C:530:PRO:C	2.47	0.53
1:D:529:VAL:O	1:D:530:PRO:O	2.25	0.53
1:E:130:GLU:HG3	1:E:131:VAL:N	2.23	0.53
1:H:139:LEU:HD23	1:H:139:LEU:C	2.29	0.53
1:A:143:LEU:HD21	1:A:163:ILE:CG2	2.39	0.53
1:C:529:VAL:O	1:C:530:PRO:O	2.26	0.53
1:G:55:ARG:HD2	1:G:82:TYR:OH	2.08	0.53
1:G:87:ILE:O	1:G:90:VAL:HG22	2.08	0.53
1:G:425:ALA:HB1	1:G:502:PHE:HB3	1.90	0.53
1:G:504:LYS:HG2	1:G:530:PRO:HA	1.89	0.53
1:A:13:GLN:HG3	1:A:18:HIS:HB2	1.90	0.53
1:B:124:LYS:HD2	1:B:126:SER:H	1.73	0.53
1:D:311:MET:HE2	1:D:311:MET:O	2.09	0.53
1:E:391:ARG:O	1:E:395:GLU:HG3	2.09	0.53
1:G:119:ARG:O	1:G:120:THR:O	2.25	0.53
1:G:160:TYR:CE2	1:G:163:ILE:HA	2.43	0.53
1:H:137:ALA:O	1:H:138:THR:CB	2.56	0.53
1:C:116:PRO:HG3	1:C:218:PRO:O	2.09	0.53
1:C:503:LYS:O	1:C:529:VAL:HG11	2.09	0.53
1:D:521:THR:O	1:D:521:THR:HG22	2.08	0.53
1:F:511:LEU:HD22	1:F:521:THR:CG2	2.39	0.53
1:H:504:LYS:HG2	1:H:530:PRO:HA	1.89	0.53
1:D:427:LEU:HG	1:D:509:ILE:HG12	1.91	0.53

Continued on next page...

Continued from previous page...

Atom-1	Atom-2	Interatomic distance (Å)	Clash overlap (Å)
1:E:47:ILE:HG21	1:E:359:MET:HE2	1.91	0.53
1:H:244:ILE:HD11	1:H:282:ILE:CG2	2.39	0.53
1:B:504:LYS:CG	1:B:530:PRO:HA	2.39	0.53
1:C:123:ILE:HA	1:C:151:CYS:HB2	1.91	0.53
1:C:529:VAL:N	1:C:530:PRO:CD	2.72	0.53
1:E:83:HIS:HA	1:E:86:THR:HG22	1.88	0.53
1:G:329:MET:O	1:G:343:GLU:HB3	2.09	0.53
1:G:487:LEU:C	1:G:487:LEU:HD23	2.30	0.53
1:H:521:THR:O	1:H:521:THR:HG22	2.09	0.53
1:B:406:ASP:O	1:B:407:LEU:CB	2.54	0.52
1:E:42:ARG:NH2	1:E:69:ASN:OD1	2.42	0.52
1:E:180:ILE:HG12	1:E:199:GLY:HA3	1.90	0.52
1:E:271:GLU:HB2	1:E:295:ASP:HB2	1.90	0.52
1:H:141:ILE:CG1	1:H:192:LEU:HB2	2.40	0.52
1:A:123:ILE:HG12	1:A:124:LYS:HG2	1.90	0.52
1:C:160:TYR:CE2	1:C:163:ILE:HA	2.44	0.52
1:D:244:ILE:HD11	1:D:282:ILE:CG2	2.39	0.52
1:G:13:GLN:HE21	1:G:13:GLN:CA	2.17	0.52
1:A:87:ILE:O	1:A:90:VAL:HG22	2.09	0.52
1:A:271:GLU:HB3	1:A:292:ALA:HB3	1.91	0.52
1:C:131:VAL:HG11	1:C:153:GLU:N	2.25	0.52
1:E:81:GLU:HG2	5:E:1834:HOH:O	2.09	0.52
1:E:137:ALA:HB3	1:E:196:VAL:CG1	2.37	0.52
1:E:400:ALA:C	1:E:402:PRO:HD3	2.29	0.52
1:B:49:THR:O	1:B:364:THR:CG2	2.53	0.52
1:B:87:ILE:O	1:B:90:VAL:HG22	2.09	0.52
1:B:528:PRO:C	1:B:530:PRO:HD2	2.29	0.52
1:C:421:LYS:HZ1	1:D:401:SER:HB3	1.75	0.52
1:D:504:LYS:CG	1:D:530:PRO:HA	2.40	0.52
1:E:457:GLN:O	1:E:461:GLN:HG3	2.08	0.52
1:E:511:LEU:HD22	1:E:521:THR:CG2	2.39	0.52
1:F:237:ASP:OD1	1:F:460:ARG:NH1	2.42	0.52
1:F:406:ASP:O	1:F:407:LEU:CB	2.54	0.52
1:F:528:PRO:C	1:F:530:PRO:HD2	2.29	0.52
1:G:162:ASN:HD22	1:G:165:LYS:HE2	1.71	0.52
1:G:421:LYS:HZ3	1:H:401:SER:HB3	1.70	0.52
1:G:481:TRP:CE3	1:G:516:PRO:HB3	2.44	0.52
1:H:140:LYS:HG3	1:H:193:VAL:HG22	1.92	0.52
1:D:141:ILE:CG1	1:D:192:LEU:HB2	2.40	0.52
1:G:51:GLY:O	1:G:55:ARG:HG3	2.09	0.52
1:B:124:LYS:HD2	1:B:125:GLY:N	2.25	0.52

Continued on next page...

Continued from previous page...

Atom-1	Atom-2	Interatomic distance (Å)	Clash overlap (Å)
1:B:187:LYS:HG2	1:B:187:LYS:O	2.09	0.52
1:D:296:LEU:O	1:D:300:ILE:HG12	2.10	0.52
1:F:106:PRO:O	1:F:463:HIS:HE1	1.92	0.52
1:G:135:LYS:HD3	1:G:136:GLY:N	2.24	0.52
1:H:481:TRP:O	1:H:485:VAL:HG23	2.09	0.52
1:C:425:ALA:HB1	1:C:502:PHE:HB3	1.91	0.52
1:C:487:LEU:HD23	1:C:487:LEU:C	2.30	0.52
1:D:139:LEU:C	1:D:139:LEU:HD23	2.30	0.52
1:F:49:THR:O	1:F:364:THR:CG2	2.54	0.52
1:F:427:LEU:HG	1:F:509:ILE:HG12	1.91	0.52
1:F:481:TRP:O	1:F:485:VAL:HG23	2.09	0.52
1:D:25:PHE:HE1	1:D:392:LYS:HG2	1.75	0.52
1:D:528:PRO:C	1:D:530:PRO:HD2	2.30	0.52
1:A:181:SER:CB	1:A:198:ASN:HD22	2.22	0.52
1:B:62:GLU:OE2	1:B:65:LYS:HE2	2.10	0.52
1:B:137:ALA:H	1:B:196:VAL:HG12	1.75	0.52
1:B:292:ALA:HB1	4:B:542:PYR:C	2.40	0.52
1:B:293:ARG:HD3	1:B:326:ALA:O	2.10	0.52
1:E:145:ASN:O	1:E:148:MET:HB2	2.09	0.52
1:E:293:ARG:HD3	1:E:326:ALA:O	2.10	0.52
1:H:293:ARG:HD3	1:H:326:ALA:O	2.10	0.52
1:B:481:TRP:O	1:B:485:VAL:HG23	2.10	0.52
1:B:487:LEU:HD23	1:B:487:LEU:C	2.30	0.52
1:C:329:MET:O	1:C:343:GLU:HB3	2.10	0.52
1:E:511:LEU:HD22	1:E:521:THR:HG22	1.91	0.52
1:E:528:PRO:C	1:E:530:PRO:HD2	2.29	0.52
1:F:127:GLY:O	1:F:129:ALA:N	2.40	0.52
1:G:42:ARG:NH2	1:G:69:ASN:OD1	2.43	0.52
1:G:62:GLU:HB3	1:G:371:LEU:HD21	1.92	0.52
1:G:174:TYR:HB3	1:G:178:GLY:HA2	1.91	0.52
1:H:122:LEU:HB2	1:H:149:GLU:CA	2.40	0.51
1:H:497:LYS:HE2	5:H:1927:HOH:O	2.10	0.51
1:A:23:ASP:OD2	1:A:23:ASP:N	2.43	0.51
1:A:137:ALA:HB3	1:A:196:VAL:CG1	2.38	0.51
1:D:62:GLU:HB3	1:D:371:LEU:HD21	1.93	0.51
1:E:123:ILE:HG12	1:E:124:LYS:HG2	1.91	0.51
1:E:202:LEU:HD13	1:E:203:GLY:O	2.09	0.51
1:F:53:ALA:HB2	1:F:366:LYS:HA	1.90	0.51
1:F:510:VAL:HG12	1:F:512:THR:HG23	1.92	0.51
1:H:504:LYS:CG	1:H:530:PRO:HA	2.40	0.51
1:B:427:LEU:HG	1:B:509:ILE:HG12	1.92	0.51

Continued on next page...

Continued from previous page...

Atom-1	Atom-2	Interatomic distance (Å)	Clash overlap (Å)
1:C:398:ALA:HB1	1:C:413:MET:CE	2.40	0.51
1:C:481:TRP:CE3	1:C:516:PRO:HB3	2.45	0.51
1:E:311:MET:HE2	1:E:311:MET:C	2.31	0.51
1:G:13:GLN:HG3	1:G:18:HIS:HB2	1.93	0.51
1:G:163:ILE:HG23	1:G:164:CYS:N	2.25	0.51
1:A:511:LEU:HD22	1:A:521:THR:CG2	2.41	0.51
1:B:408:MET:HE2	1:B:408:MET:O	2.10	0.51
1:C:87:ILE:O	1:C:90:VAL:HG22	2.10	0.51
1:D:185:LYS:HZ3	1:D:185:LYS:HA	1.76	0.51
1:D:457:GLN:O	1:D:461:GLN:HG3	2.09	0.51
1:F:23:ASP:OD1	1:G:23:ASP:OD1	2.29	0.51
1:F:174:TYR:HB3	1:F:178:GLY:HA2	1.93	0.51
1:F:292:ALA:HB1	4:F:546:PYR:C	2.40	0.51
1:F:432:GLU:O	1:F:458:THR:HG21	2.09	0.51
1:G:371:LEU:O	1:G:375:ARG:HG3	2.09	0.51
1:A:112:ASP:HA	1:A:240:PHE:HB2	1.92	0.51
1:A:271:GLU:HB2	1:A:295:ASP:HB2	1.92	0.51
1:B:202:LEU:HD13	1:B:203:GLY:O	2.10	0.51
1:E:23:ASP:OD2	1:E:23:ASP:N	2.43	0.51
1:G:311:MET:HE2	1:G:312:ILE:CA	2.41	0.51
1:F:111:LEU:C	1:F:111:LEU:HD12	2.29	0.51
1:F:188:GLY:HA3	1:F:191:PHE:CZ	2.46	0.51
1:H:122:LEU:HD22	1:H:122:LEU:H	1.76	0.51
1:A:133:LEU:O	1:A:134:LYS:O	2.29	0.51
1:A:521:THR:O	1:A:521:THR:HG22	2.09	0.51
1:B:145:ASN:HB3	1:B:148:MET:HE1	1.92	0.51
1:C:381:ALA:O	1:C:385:GLU:HG3	2.11	0.51
1:C:514:TRP:CE3	1:D:525:ARG:HD3	2.45	0.51
1:D:131:VAL:HG12	1:D:202:LEU:O	2.10	0.51
1:D:311:MET:HE2	1:D:311:MET:C	2.30	0.51
1:E:404:SER:CB	1:F:421:LYS:NZ	2.70	0.51
1:E:525:ARG:HD3	1:F:514:TRP:CE3	2.46	0.51
1:G:222:GLU:OE1	1:G:222:GLU:HA	2.11	0.51
1:A:399:ARG:NH2	1:B:23:ASP:HB2	2.23	0.51
1:C:163:ILE:HG23	1:C:164:CYS:N	2.25	0.51
1:C:181:SER:OG	1:C:197:GLU:HB2	2.11	0.51
1:H:185:LYS:HA	1:H:185:LYS:NZ	2.24	0.51
1:A:202:LEU:HD13	1:A:203:GLY:O	2.10	0.51
1:A:328:GLN:OE1	1:C:341:ARG:HG2	2.10	0.51
1:B:322:PRO:HB3	1:B:464:LEU:O	2.11	0.51
1:D:122:LEU:HD22	1:D:122:LEU:H	1.76	0.51

Continued on next page...

Continued from previous page...

Atom-1	Atom-2	Interatomic distance (Å)	Clash overlap (Å)
1:E:133:LEU:O	1:E:134:LYS:O	2.29	0.51
1:F:187:LYS:O	1:F:187:LYS:HG2	2.10	0.51
1:G:529:VAL:N	1:G:530:PRO:CD	2.74	0.51
1:H:105:ARG:N	1:H:105:ARG:HD3	2.26	0.51
1:H:141:ILE:HG13	1:H:192:LEU:HB2	1.92	0.51
1:H:457:GLN:O	1:H:461:GLN:HG3	2.11	0.51
1:F:137:ALA:H	1:F:196:VAL:HG12	1.76	0.51
1:F:504:LYS:CG	1:F:530:PRO:HA	2.40	0.51
1:G:393:LEU:O	1:G:397:LEU:HB2	2.11	0.51
1:H:25:PHE:HE1	1:H:392:LYS:HG2	1.76	0.51
1:H:131:VAL:HG12	1:H:202:LEU:O	2.11	0.51
1:B:50:ILE:HD11	1:B:68:MET:HE3	1.92	0.50
1:C:293:ARG:HH22	1:C:346:ASP:CG	2.15	0.50
1:C:504:LYS:HG2	1:C:530:PRO:HA	1.92	0.50
1:E:112:ASP:HA	1:E:240:PHE:HB2	1.92	0.50
1:E:415:SER:HB3	1:E:509:ILE:CD1	2.41	0.50
1:G:111:LEU:HD12	1:G:111:LEU:C	2.31	0.50
1:H:188:GLY:HA3	1:H:191:PHE:CE1	2.46	0.50
1:C:111:LEU:C	1:C:111:LEU:HD12	2.31	0.50
1:D:114:LYS:O	1:D:117:GLU:HG3	2.11	0.50
1:F:189:PRO:O	1:F:190:ASP:HB3	2.11	0.50
1:H:91:ARG:NH2	1:H:234:GLN:O	2.44	0.50
1:H:131:VAL:HG13	1:H:132:GLU:N	2.26	0.50
1:A:293:ARG:HD3	1:A:326:ALA:O	2.11	0.50
1:A:421:LYS:NZ	1:B:409:GLU:OE2	2.42	0.50
1:D:141:ILE:HG13	1:D:192:LEU:HB2	1.92	0.50
1:E:244:ILE:HG12	1:E:268:SER:CB	2.41	0.50
1:H:132:GLU:CD	1:H:134:LYS:HB2	2.32	0.50
1:H:296:LEU:O	1:H:300:ILE:HG12	2.11	0.50
1:H:499:ARG:HB3	1:H:501:PHE:CE1	2.47	0.50
1:A:221:SER:O	1:A:225:ILE:HG13	2.11	0.50
1:B:510:VAL:HG12	1:B:512:THR:HG23	1.93	0.50
1:C:481:TRP:O	1:C:485:VAL:HG23	2.12	0.50
1:D:181:SER:O	1:D:197:GLU:N	2.43	0.50
1:D:529:VAL:O	1:D:530:PRO:C	2.49	0.50
1:H:293:ARG:HH22	1:H:346:ASP:CG	2.15	0.50
1:H:505:GLY:N	1:H:530:PRO:HD3	2.10	0.50
1:B:168:ASP:HA	1:B:187:LYS:HD2	1.93	0.50
1:B:181:SER:HB3	1:B:198:ASN:H	1.76	0.50
1:B:188:GLY:HA3	1:B:191:PHE:CZ	2.47	0.50
1:C:222:GLU:HA	1:C:222:GLU:OE1	2.11	0.50

Continued on next page...

Continued from previous page...

Atom-1	Atom-2	Interatomic distance (Å)	Clash overlap (Å)
1:C:331:GLU:O	1:C:334:ILE:HG13	2.12	0.50
1:C:526:VAL:HG11	1:D:407:LEU:HB3	1.92	0.50
1:D:131:VAL:HG13	1:D:132:GLU:N	2.27	0.50
1:D:503:LYS:O	1:D:529:VAL:HG11	2.11	0.50
1:E:487:LEU:HD23	1:E:487:LEU:C	2.32	0.50
1:G:162:ASN:O	1:G:163:ILE:C	2.50	0.50
1:G:504:LYS:HG2	1:G:530:PRO:CG	2.41	0.50
1:A:145:ASN:O	1:A:148:MET:HB2	2.11	0.50
1:A:311:MET:HE2	1:A:311:MET:C	2.32	0.50
1:A:400:ALA:C	1:A:402:PRO:HD3	2.31	0.50
1:A:457:GLN:O	1:A:461:GLN:HG3	2.10	0.50
1:B:141:ILE:CG1	1:B:192:LEU:HB2	2.42	0.50
1:D:188:GLY:HA3	1:D:191:PHE:CE1	2.47	0.50
1:G:164:CYS:HB2	5:G:1896:HOH:O	2.10	0.50
1:H:61:LYS:O	1:H:65:LYS:HG3	2.12	0.50
1:H:132:GLU:C	1:H:133:LEU:HD22	2.32	0.50
1:H:427:LEU:HG	1:H:509:ILE:HG12	1.94	0.50
1:H:528:PRO:C	1:H:530:PRO:HD2	2.32	0.50
1:A:47:ILE:HG21	1:A:359:MET:HE2	1.93	0.50
1:B:432:GLU:O	1:B:458:THR:HG21	2.11	0.50
1:D:71:ALA:HB1	1:D:73:MET:HE1	1.94	0.50
1:D:91:ARG:NH2	1:D:234:GLN:O	2.45	0.50
1:H:339:PRO:HG3	1:H:376:MET:HG2	1.93	0.50
1:A:339:PRO:HG3	1:A:376:MET:HG2	1.94	0.50
1:B:42:ARG:NH2	1:B:69:ASN:OD1	2.44	0.50
1:C:209:ASN:O	1:C:211:PRO:HD3	2.12	0.50
1:D:131:VAL:HG22	1:D:153:GLU:HG3	1.93	0.50
1:D:140:LYS:CD	1:D:193:VAL:HG22	2.42	0.50
1:F:105:ARG:HD3	1:F:105:ARG:N	2.27	0.50
1:G:398:ALA:HB1	1:G:413:MET:CE	2.41	0.50
1:H:131:VAL:HG22	1:H:153:GLU:HG3	1.93	0.50
1:H:529:VAL:O	1:H:530:PRO:C	2.50	0.50
1:A:133:LEU:HB3	1:A:196:VAL:HG21	1.93	0.49
1:C:119:ARG:O	1:C:120:THR:O	2.29	0.49
1:D:75:PHE:CD1	1:D:111:LEU:HD13	2.46	0.49
1:F:181:SER:CB	1:F:198:ASN:ND2	2.74	0.49
1:G:381:ALA:O	1:G:385:GLU:HG3	2.12	0.49
1:H:503:LYS:O	1:H:529:VAL:HG11	2.11	0.49
1:C:62:GLU:HB3	1:C:371:LEU:HD21	1.94	0.49
1:D:499:ARG:HB3	1:D:501:PHE:CE1	2.48	0.49
1:E:133:LEU:HB3	1:E:196:VAL:HG21	1.93	0.49

Continued on next page...

Continued from previous page...

Atom-1	Atom-2	Interatomic distance (Å)	Clash overlap (Å)
1:F:124:LYS:HD2	1:F:125:GLY:N	2.27	0.49
1:B:328:GLN:OE1	1:D:341:ARG:HG2	2.13	0.49
1:C:371:LEU:O	1:C:375:ARG:HG3	2.12	0.49
1:D:70:VAL:HG22	1:D:108:ALA:HB3	1.93	0.49
1:D:122:LEU:HB2	1:D:149:GLU:CA	2.41	0.49
1:D:293:ARG:HH22	1:D:346:ASP:CG	2.15	0.49
1:E:421:LYS:NZ	1:F:409:GLU:OE2	2.41	0.49
1:G:113:THR:HG22	1:G:115:GLY:N	2.27	0.49
1:G:526:VAL:HG11	1:H:407:LEU:CB	2.42	0.49
1:A:511:LEU:HD22	1:A:521:THR:HG22	1.94	0.49
1:B:111:LEU:C	1:B:111:LEU:HD12	2.31	0.49
1:D:237:ASP:OD1	1:D:460:ARG:NH1	2.42	0.49
1:E:181:SER:CB	1:E:198:ASN:HD22	2.25	0.49
1:E:406:ASP:HB3	1:E:409:GLU:HG3	1.94	0.49
1:A:122:LEU:CD2	1:A:204:SER:HB3	2.42	0.49
1:A:244:ILE:C	1:A:244:ILE:HD12	2.33	0.49
1:B:181:SER:CB	1:B:198:ASN:ND2	2.74	0.49
1:B:331:GLU:O	1:B:334:ILE:HG13	2.12	0.49
1:C:13:GLN:HG3	1:C:18:HIS:HB2	1.95	0.49
1:C:504:LYS:HG2	1:C:530:PRO:CG	2.42	0.49
1:F:168:ASP:HA	1:F:187:LYS:HD2	1.94	0.49
1:G:106:PRO:O	1:G:463:HIS:HE1	1.95	0.49
1:H:140:LYS:HZ3	1:H:155:ILE:HD12	1.77	0.49
1:B:189:PRO:O	1:B:190:ASP:HB3	2.13	0.49
1:C:427:LEU:HD23	1:C:509:ILE:HD11	1.95	0.49
1:D:339:PRO:HG3	1:D:376:MET:HG2	1.94	0.49
1:F:124:LYS:HD2	1:F:126:SER:H	1.78	0.49
1:G:181:SER:OG	1:G:197:GLU:HB2	2.12	0.49
1:G:244:ILE:HG12	1:G:268:SER:CB	2.41	0.49
1:G:271:GLU:HB2	1:G:295:ASP:HB2	1.94	0.49
1:H:139:LEU:CD2	1:H:141:ILE:HG23	2.36	0.49
1:H:140:LYS:CD	1:H:193:VAL:HG22	2.42	0.49
1:A:292:ALA:HB1	4:A:541:PYR:C	2.42	0.49
1:B:23:ASP:OD1	1:C:23:ASP:OD1	2.31	0.49
1:B:105:ARG:HD3	1:B:105:ARG:N	2.27	0.49
1:C:398:ALA:O	1:C:401:SER:HB2	2.13	0.49
1:D:132:GLU:C	1:D:133:LEU:HD22	2.33	0.49
1:E:130:GLU:O	1:E:131:VAL:HG13	2.12	0.49
1:F:42:ARG:NH2	1:F:69:ASN:OD1	2.45	0.49
1:F:425:ALA:HB1	1:F:502:PHE:HB3	1.94	0.49
1:G:293:ARG:HH22	1:G:346:ASP:CG	2.16	0.49

Continued on next page...

Continued from previous page...

Atom-1	Atom-2	Interatomic distance (Å)	Clash overlap (Å)
1:G:427:LEU:CD2	1:G:509:ILE:HD11	2.43	0.49
1:G:505:GLY:H	1:G:529:VAL:HG13	1.77	0.49
1:H:135:LYS:HD2	1:H:136:GLY:H	1.78	0.49
1:F:376:MET:O	1:F:380:ILE:HG13	2.13	0.49
1:H:269:LYS:HG2	1:H:290:MET:SD	2.53	0.49
1:A:403:HIS:O	1:A:404:SER:CB	2.60	0.49
1:C:106:PRO:O	1:C:463:HIS:HE1	1.95	0.49
1:C:113:THR:HG22	1:C:115:GLY:N	2.27	0.49
1:C:478:GLN:N	1:C:478:GLN:HE21	2.10	0.49
1:E:339:PRO:HG3	1:E:376:MET:HG2	1.95	0.49
1:F:141:ILE:CG1	1:F:192:LEU:HB2	2.43	0.49
1:H:529:VAL:HG13	1:H:530:PRO:HD3	1.95	0.49
1:A:42:ARG:NH2	1:A:69:ASN:OD1	2.46	0.49
1:C:432:GLU:O	1:C:458:THR:HG21	2.13	0.49
1:E:103:LEU:O	1:E:105:ARG:HD3	2.13	0.49
1:E:131:VAL:HG23	1:E:153:GLU:HG3	1.94	0.49
1:F:71:ALA:HB1	1:F:73:MET:HE1	1.94	0.49
1:F:102:ILE:HG23	1:F:495:VAL:HA	1.94	0.49
1:F:139:LEU:HD23	1:F:153:GLU:O	2.12	0.49
1:C:191:PHE:O	1:C:192:LEU:HD13	2.13	0.48
1:C:478:GLN:HE21	1:C:478:GLN:CA	2.26	0.48
1:H:331:GLU:O	1:H:334:ILE:HG13	2.13	0.48
1:A:422:CYS:HA	1:B:405:THR:OG1	2.12	0.48
1:F:47:ILE:HG21	1:F:359:MET:HE2	1.95	0.48
1:F:381:ALA:O	1:F:385:GLU:HG3	2.13	0.48
1:A:493:MET:HE3	1:A:508:VAL:HG21	1.94	0.48
1:D:132:GLU:CD	1:D:134:LYS:HB2	2.33	0.48
1:D:185:LYS:HA	1:D:185:LYS:NZ	2.28	0.48
1:E:83:HIS:O	1:E:86:THR:HG23	2.13	0.48
1:A:103:LEU:CD1	1:A:499:ARG:HH21	2.23	0.48
1:B:138:THR:O	1:B:194:THR:O	2.32	0.48
1:B:504:LYS:HG2	1:B:530:PRO:CG	2.42	0.48
1:C:162:ASN:HD22	1:C:165:LYS:HE2	1.75	0.48
1:C:293:ARG:NH2	1:C:346:ASP:OD1	2.46	0.48
1:D:105:ARG:HD3	1:D:105:ARG:N	2.28	0.48
1:E:404:SER:CB	1:F:421:LYS:HZ2	2.25	0.48
1:H:75:PHE:CD1	1:H:111:LEU:HD13	2.48	0.48
1:H:148:MET:HG3	1:H:157:TRP:CZ3	2.48	0.48
1:H:504:LYS:HG2	1:H:530:PRO:CA	2.43	0.48
1:C:271:GLU:HB2	1:C:295:ASP:HB2	1.95	0.48
1:E:122:LEU:CD2	1:E:204:SER:HB3	2.43	0.48

Continued on next page...

Continued from previous page...

Atom-1	Atom-2	Interatomic distance (Å)	Clash overlap (Å)
1:F:141:ILE:HG12	1:F:192:LEU:HB2	1.96	0.48
1:F:215:VAL:HG12	1:F:217:LEU:H	1.77	0.48
1:G:105:ARG:HD3	1:G:105:ARG:N	2.28	0.48
1:G:525:ARG:HA	1:H:522:ASN:O	2.13	0.48
1:H:95:GLU:C	1:H:97:PHE:H	2.17	0.48
1:H:168:ASP:HA	1:H:187:LYS:HD2	1.95	0.48
1:A:296:LEU:O	1:A:300:ILE:HG12	2.14	0.48
1:B:124:LYS:NZ	1:B:126:SER:CA	2.77	0.48
1:B:127:GLY:O	1:B:129:ALA:N	2.43	0.48
1:B:164:CYS:O	1:B:187:LYS:HE3	2.13	0.48
1:D:135:LYS:HD2	1:D:136:GLY:H	1.78	0.48
1:E:48:CYS:CB	1:E:68:MET:HE3	2.38	0.48
1:E:105:ARG:HD2	1:E:499:ARG:NH2	2.27	0.48
1:E:123:ILE:CD1	1:E:129:ALA:HB1	2.43	0.48
1:F:90:VAL:HG23	1:F:91:ARG:N	2.29	0.48
1:H:406:ASP:OD2	1:H:409:GLU:HG3	2.13	0.48
1:C:132:GLU:HB2	1:C:201:PHE:CE1	2.48	0.48
1:E:174:TYR:HB3	1:E:178:GLY:HA2	1.94	0.48
1:E:403:HIS:O	1:E:404:SER:CB	2.61	0.48
1:F:331:GLU:O	1:F:334:ILE:HG13	2.13	0.48
1:G:132:GLU:HB2	1:G:201:PHE:CE1	2.48	0.48
1:G:504:LYS:CG	1:G:530:PRO:HA	2.43	0.48
1:G:526:VAL:HG11	1:H:407:LEU:CD1	2.44	0.48
1:A:181:SER:HB3	1:A:198:ASN:HD22	1.79	0.48
1:F:107:VAL:O	1:F:460:ARG:HG2	2.14	0.48
1:B:75:PHE:CE1	1:B:111:LEU:HD13	2.48	0.48
1:C:82:TYR:O	1:C:86:THR:HG22	2.14	0.48
1:E:406:ASP:HB3	1:E:409:GLU:CG	2.44	0.48
1:E:415:SER:HB3	1:E:509:ILE:HD12	1.96	0.48
1:A:427:LEU:HG	1:A:509:ILE:HG12	1.95	0.48
1:D:425:ALA:HB1	1:D:502:PHE:HB3	1.95	0.48
1:E:263:ASN:HB3	1:E:457:GLN:NE2	2.28	0.48
1:E:524:MET:HG2	1:F:524:MET:CG	2.44	0.48
1:G:107:VAL:O	1:G:460:ARG:HG2	2.14	0.48
1:G:290:MET:HE1	1:G:359:MET:HE1	1.95	0.48
1:G:432:GLU:O	1:G:458:THR:HG21	2.14	0.48
1:H:160:TYR:CD2	1:H:163:ILE:HB	2.48	0.48
1:H:425:ALA:HB1	1:H:502:PHE:HB3	1.95	0.48
1:A:131:VAL:HG23	1:A:153:GLU:HG3	1.95	0.47
1:B:141:ILE:HG12	1:B:192:LEU:HB2	1.96	0.47
1:D:105:ARG:HD2	1:D:499:ARG:NH2	2.29	0.47

Continued on next page...

Continued from previous page...

Atom-1	Atom-2	Interatomic distance (Å)	Clash overlap (Å)
1:D:123:ILE:HG21	1:D:129:ALA:HB1	1.96	0.47
1:D:160:TYR:CD2	1:D:163:ILE:HB	2.49	0.47
1:D:244:ILE:HG12	1:D:268:SER:CB	2.44	0.47
1:E:130:GLU:O	1:E:131:VAL:CG1	2.62	0.47
1:G:529:VAL:HG13	1:G:530:PRO:HD3	1.96	0.47
1:H:143:LEU:CD1	1:H:143:LEU:N	2.77	0.47
1:H:244:ILE:HG12	1:H:268:SER:CB	2.44	0.47
1:A:251:HIS:NE2	1:E:103:LEU:CD2	2.77	0.47
1:B:102:ILE:HG23	1:B:495:VAL:HA	1.96	0.47
1:D:504:LYS:HG2	1:D:530:PRO:CA	2.44	0.47
1:F:141:ILE:HA	1:F:156:LEU:O	2.14	0.47
1:F:465:TYR:HB2	1:F:468:ILE:HD12	1.96	0.47
1:G:407:LEU:HD13	1:H:526:VAL:HG11	1.94	0.47
1:B:53:ALA:HB2	1:B:366:LYS:HA	1.95	0.47
1:B:425:ALA:HB1	1:B:502:PHE:HB3	1.97	0.47
1:B:511:LEU:HD22	1:B:521:THR:CG2	2.44	0.47
1:E:189:PRO:O	1:E:190:ASP:HB3	2.14	0.47
1:A:244:ILE:HG12	1:A:268:SER:CB	2.44	0.47
1:B:215:VAL:HG12	1:B:217:LEU:H	1.78	0.47
1:C:421:LYS:HZ3	1:D:401:SER:HB3	1.77	0.47
1:D:95:GLU:C	1:D:97:PHE:H	2.18	0.47
1:D:311:MET:CE	1:D:312:ILE:HA	2.41	0.47
1:D:529:VAL:HG13	1:D:530:PRO:HD3	1.96	0.47
1:E:455:ASN:HB3	1:E:458:THR:OG1	2.14	0.47
1:H:131:VAL:CG2	1:H:153:GLU:HG3	2.45	0.47
1:A:103:LEU:O	1:A:105:ARG:HD3	2.15	0.47
1:A:189:PRO:O	1:A:190:ASP:HB3	2.14	0.47
1:B:124:LYS:HZ2	1:B:126:SER:N	2.11	0.47
1:B:141:ILE:HA	1:B:156:LEU:O	2.13	0.47
1:C:506:ASP:O	1:C:529:VAL:HG12	2.14	0.47
1:D:131:VAL:CG2	1:D:153:GLU:HG3	2.45	0.47
1:E:427:LEU:HG	1:E:509:ILE:HG12	1.96	0.47
1:F:164:CYS:O	1:F:187:LYS:HE3	2.15	0.47
1:H:123:ILE:HG21	1:H:129:ALA:HB1	1.96	0.47
1:H:202:LEU:HD13	1:H:203:GLY:O	2.14	0.47
1:E:529:VAL:HG13	1:E:530:PRO:HD3	1.97	0.47
1:G:334:ILE:HG23	1:G:367:GLY:HA2	1.97	0.47
1:A:422:CYS:HB3	1:B:405:THR:HG21	1.97	0.47
1:B:13:GLN:HG3	1:B:18:HIS:HB2	1.96	0.47
1:B:123:ILE:HD11	1:B:203:GLY:HA2	1.94	0.47
1:B:478:GLN:HE21	1:B:478:GLN:N	2.13	0.47

Continued on next page...

Continued from previous page...

Atom-1	Atom-2	Interatomic distance (Å)	Clash overlap (Å)
1:C:290:MET:HE1	1:C:359:MET:HE1	1.96	0.47
1:C:311:MET:HE1	1:C:312:ILE:CA	2.41	0.47
1:D:408:MET:CG	1:D:439:GLN:HG3	2.45	0.47
1:E:244:ILE:C	1:E:244:ILE:HD12	2.35	0.47
1:F:478:GLN:N	1:F:478:GLN:HE21	2.13	0.47
1:G:95:GLU:C	1:G:97:PHE:N	2.68	0.47
1:G:119:ARG:HG2	1:G:119:ARG:HH11	1.78	0.47
1:H:119:ARG:H	1:H:159:ASP:CG	2.17	0.47
1:H:506:ASP:O	1:H:529:VAL:HG12	2.15	0.47
1:A:82:TYR:O	1:A:86:THR:HG22	2.15	0.47
1:A:130:GLU:HG3	1:A:131:VAL:H	1.79	0.47
1:A:391:ARG:HH11	1:A:391:ARG:CG	2.23	0.47
1:A:529:VAL:HG13	1:A:530:PRO:HD3	1.97	0.47
1:D:50:ILE:HD11	1:D:68:MET:HE3	1.95	0.47
1:D:202:LEU:HD13	1:D:203:GLY:O	2.14	0.47
1:E:233:GLU:OE1	1:E:233:GLU:HA	2.13	0.47
1:F:307:LEU:HD11	1:H:383:GLU:HG3	1.95	0.47
1:F:496:GLY:HA3	1:F:502:PHE:CZ	2.49	0.47
1:G:191:PHE:O	1:G:192:LEU:HD13	2.14	0.47
1:H:124:LYS:HB3	1:H:125:GLY:H	1.57	0.47
1:A:487:LEU:HD23	1:A:487:LEU:C	2.35	0.47
1:C:504:LYS:CG	1:C:530:PRO:HA	2.44	0.47
1:C:505:GLY:H	1:C:529:VAL:HG13	1.79	0.47
1:E:81:GLU:HG3	1:E:82:TYR:N	2.30	0.47
1:E:172:LYS:HE2	1:E:197:GLU:OE2	2.14	0.47
1:F:391:ARG:CG	1:F:391:ARG:NH1	2.75	0.47
1:B:244:ILE:HG12	1:B:268:SER:HB3	1.97	0.47
1:E:276:VAL:HG11	1:G:34:ILE:HD13	1.97	0.47
1:F:181:SER:HB3	1:F:198:ASN:H	1.79	0.47
1:F:322:PRO:HB3	1:F:464:LEU:O	2.15	0.47
1:F:478:GLN:HE21	1:F:478:GLN:CA	2.28	0.47
1:B:122:LEU:HA	1:B:204:SER:HB3	1.98	0.46
1:C:529:VAL:HG13	1:C:530:PRO:HD3	1.97	0.46
1:D:49:THR:HB	1:D:361:SER:HA	1.96	0.46
1:D:244:ILE:C	1:D:244:ILE:HD12	2.36	0.46
1:E:103:LEU:CD1	1:E:499:ARG:HH21	2.21	0.46
1:E:131:VAL:CG2	1:E:153:GLU:HG3	2.46	0.46
1:F:122:LEU:HA	1:F:204:SER:HB3	1.97	0.46
1:F:311:MET:C	1:F:311:MET:HE2	2.35	0.46
1:A:526:VAL:HG23	1:B:411:MET:SD	2.55	0.46
1:B:107:VAL:O	1:B:460:ARG:HG2	2.15	0.46

Continued on next page...

Continued from previous page...

Atom-1	Atom-2	Interatomic distance (Å)	Clash overlap (Å)
1:C:244:ILE:HG12	1:C:268:SER:CB	2.44	0.46
1:F:504:LYS:HG2	1:F:530:PRO:CG	2.44	0.46
1:G:481:TRP:O	1:G:485:VAL:HG23	2.15	0.46
1:H:49:THR:HB	1:H:361:SER:HA	1.97	0.46
1:H:114:LYS:O	1:H:117:GLU:HG3	2.14	0.46
1:H:329:MET:O	1:H:343:GLU:HB3	2.16	0.46
1:D:263:ASN:HB3	1:D:457:GLN:NE2	2.30	0.46
1:E:143:LEU:HD21	1:E:163:ILE:HG21	1.97	0.46
1:G:144:ASP:C	1:G:146:ALA:H	2.18	0.46
1:H:237:ASP:OD1	1:H:460:ARG:NH1	2.43	0.46
1:A:81:GLU:HG3	1:A:82:TYR:N	2.31	0.46
1:C:95:GLU:C	1:C:97:PHE:N	2.69	0.46
1:D:95:GLU:C	1:D:97:PHE:N	2.69	0.46
1:D:143:LEU:N	1:D:143:LEU:CD1	2.79	0.46
1:D:145:ASN:O	1:D:148:MET:HB2	2.15	0.46
1:G:521:THR:HG22	1:G:521:THR:O	2.16	0.46
1:A:48:CYS:HB2	1:A:68:MET:HE2	1.96	0.46
1:A:130:GLU:O	1:A:131:VAL:HG13	2.14	0.46
1:B:381:ALA:O	1:B:385:GLU:HG3	2.16	0.46
1:C:71:ALA:HB1	1:C:73:MET:HE1	1.97	0.46
1:C:427:LEU:HG	1:C:509:ILE:HG12	1.97	0.46
1:D:263:ASN:HB3	1:D:457:GLN:HE22	1.81	0.46
1:F:13:GLN:HG3	1:F:18:HIS:HB2	1.97	0.46
1:F:116:PRO:HG3	1:F:218:PRO:O	2.15	0.46
1:G:153:GLU:H	1:G:153:GLU:CD	2.17	0.46
1:G:421:LYS:HG3	1:H:413:MET:SD	2.56	0.46
1:H:191:PHE:C	1:H:192:LEU:HD22	2.36	0.46
1:H:263:ASN:HB3	1:H:457:GLN:NE2	2.30	0.46
1:H:311:MET:CE	1:H:312:ILE:HA	2.42	0.46
1:A:131:VAL:CG2	1:A:153:GLU:HG3	2.46	0.46
1:A:172:LYS:HE2	1:A:197:GLU:OE2	2.15	0.46
1:A:406:ASP:HB3	1:A:409:GLU:CG	2.46	0.46
1:D:119:ARG:H	1:D:159:ASP:CG	2.18	0.46
1:D:139:LEU:CD2	1:D:141:ILE:HG23	2.38	0.46
1:E:72:ARG:HD2	1:E:359:MET:HE1	1.98	0.46
1:A:202:LEU:HD13	1:A:202:LEU:C	2.36	0.46
1:C:162:ASN:O	1:C:163:ILE:C	2.54	0.46
1:D:292:ALA:HB1	4:D:544:PYR:C	2.45	0.46
1:E:521:THR:HG22	1:E:521:THR:O	2.14	0.46
1:F:408:MET:SD	1:F:520:PHE:HD2	2.38	0.46
1:H:408:MET:CG	1:H:439:GLN:HG3	2.46	0.46

Continued on next page...

Continued from previous page...

Atom-1	Atom-2	Interatomic distance (Å)	Clash overlap (Å)
1:A:105:ARG:HD2	1:A:499:ARG:NH2	2.30	0.46
1:A:276:VAL:HG11	1:C:34:ILE:HD13	1.97	0.46
1:B:237:ASP:OD1	1:B:460:ARG:NH1	2.43	0.46
1:E:263:ASN:HB3	1:E:457:GLN:HE22	1.79	0.46
1:F:511:LEU:HD22	1:F:521:THR:HG22	1.97	0.46
1:H:95:GLU:C	1:H:97:PHE:N	2.69	0.46
1:H:134:LYS:HD2	1:H:199:GLY:O	2.16	0.46
1:H:145:ASN:O	1:H:148:MET:HB2	2.16	0.46
1:B:391:ARG:CG	1:B:391:ARG:NH1	2.76	0.46
1:C:153:GLU:CD	1:C:153:GLU:H	2.17	0.46
1:E:181:SER:HB3	1:E:198:ASN:HD22	1.81	0.46
1:E:202:LEU:HD13	1:E:202:LEU:C	2.37	0.46
1:E:292:ALA:HB1	4:E:545:PYR:C	2.46	0.46
1:E:411:MET:HG3	1:E:521:THR:O	2.15	0.46
1:G:292:ALA:HB1	4:G:547:PYR:C	2.46	0.46
1:A:135:LYS:HA	1:A:196:VAL:O	2.16	0.46
1:E:311:MET:CE	1:E:312:ILE:HA	2.44	0.46
1:E:404:SER:OG	1:F:421:LYS:HD2	2.15	0.46
1:G:95:GLU:C	1:G:97:PHE:H	2.19	0.46
1:G:112:ASP:CG	1:G:269:LYS:HZ2	2.18	0.46
1:G:293:ARG:NH2	1:G:346:ASP:OD1	2.49	0.46
1:G:465:TYR:HB2	1:G:468:ILE:HD12	1.98	0.46
1:H:311:MET:HE1	1:H:312:ILE:CA	2.40	0.46
1:B:384:ALA:HA	1:D:306:PHE:HZ	1.81	0.45
1:B:478:GLN:HE21	1:B:478:GLN:CA	2.29	0.45
1:C:103:LEU:HD13	1:C:499:ARG:HE	1.81	0.45
1:C:105:ARG:HD2	1:C:499:ARG:NH2	2.31	0.45
1:C:122:LEU:HA	1:C:204:SER:HB3	1.98	0.45
1:C:408:MET:O	1:C:408:MET:HE3	2.16	0.45
1:C:428:ILE:HD11	1:C:493:MET:HE3	1.98	0.45
1:D:168:ASP:HA	1:D:187:LYS:HD2	1.98	0.45
1:D:329:MET:O	1:D:343:GLU:HB3	2.16	0.45
1:E:24:THR:HB	1:G:396:GLU:CD	2.36	0.45
1:H:50:ILE:HD11	1:H:68:MET:HE3	1.96	0.45
1:H:493:MET:HE3	1:H:508:VAL:HG21	1.97	0.45
1:A:58:GLU:HB2	5:A:962:HOH:O	2.15	0.45
1:A:524:MET:HG2	1:B:524:MET:CG	2.46	0.45
1:C:105:ARG:HD3	1:C:105:ARG:N	2.31	0.45
1:C:465:TYR:HB2	1:C:468:ILE:HD12	1.98	0.45
1:D:111:LEU:C	1:D:111:LEU:HD12	2.36	0.45
1:D:506:ASP:O	1:D:529:VAL:HG12	2.16	0.45

Continued on next page...

Continued from previous page...

Atom-1	Atom-2	Interatomic distance (Å)	Clash overlap (Å)
1:E:42:ARG:HD2	1:E:378:HIS:HA	1.98	0.45
1:G:481:TRP:CG	1:G:516:PRO:HD3	2.50	0.45
1:H:244:ILE:C	1:H:244:ILE:HD12	2.37	0.45
1:A:111:LEU:HD12	1:A:112:ASP:N	2.32	0.45
1:B:244:ILE:HG12	1:B:268:SER:CB	2.46	0.45
1:B:338:ARG:HB3	1:B:338:ARG:NH1	2.28	0.45
1:D:487:LEU:C	1:D:487:LEU:HD23	2.37	0.45
1:G:331:GLU:O	1:G:334:ILE:HG13	2.17	0.45
1:G:398:ALA:O	1:G:401:SER:HB2	2.16	0.45
1:A:196:VAL:O	1:A:196:VAL:HG13	2.17	0.45
1:C:122:LEU:HD23	1:C:149:GLU:CG	2.45	0.45
1:C:144:ASP:C	1:C:146:ALA:H	2.19	0.45
1:D:148:MET:HG3	1:D:157:TRP:CZ3	2.51	0.45
1:H:263:ASN:HB3	1:H:457:GLN:HE22	1.82	0.45
1:E:524:MET:CG	1:F:524:MET:HG2	2.46	0.45
1:F:26:LEU:HD22	1:H:397:LEU:HD13	1.98	0.45
1:G:53:ALA:HB2	1:G:366:LYS:HA	1.99	0.45
1:G:478:GLN:CA	1:G:478:GLN:NE2	2.79	0.45
1:A:174:TYR:HB3	1:A:178:GLY:HA2	1.98	0.45
1:A:311:MET:CE	1:A:312:ILE:HA	2.45	0.45
1:B:263:ASN:HB3	1:B:457:GLN:NE2	2.32	0.45
1:D:191:PHE:C	1:D:192:LEU:HD22	2.37	0.45
1:E:322:PRO:HG3	1:E:465:TYR:CE1	2.52	0.45
1:E:371:LEU:HB2	5:E:2062:HOH:O	2.15	0.45
1:F:493:MET:HE3	1:F:508:VAL:HG21	1.98	0.45
1:A:123:ILE:CD1	1:A:129:ALA:HB1	2.47	0.45
1:D:131:VAL:HG22	1:D:132:GLU:N	2.25	0.45
1:D:406:ASP:OD2	1:D:409:GLU:HG3	2.17	0.45
1:F:338:ARG:HB3	1:F:338:ARG:NH1	2.28	0.45
1:F:449:ILE:HB	1:F:468:ILE:HA	1.98	0.45
1:G:86:THR:O	1:G:90:VAL:HG13	2.16	0.45
1:H:487:LEU:HD23	1:H:487:LEU:C	2.37	0.45
1:A:130:GLU:O	1:A:131:VAL:CG1	2.65	0.45
1:A:209:ASN:C	1:A:211:PRO:HD3	2.38	0.45
1:A:499:ARG:HH11	1:A:499:ARG:CG	2.29	0.45
1:B:48:CYS:HB2	1:B:68:MET:HE3	1.99	0.45
1:B:71:ALA:HB1	1:B:73:MET:HE1	1.97	0.45
1:B:496:GLY:HA3	1:B:502:PHE:CZ	2.51	0.45
1:B:504:LYS:HG2	1:B:530:PRO:CA	2.47	0.45
1:C:292:ALA:HB1	4:C:543:PYR:C	2.47	0.45
1:E:158:LEU:HD12	1:E:163:ILE:HD13	1.97	0.45

Continued on next page...

Continued from previous page...

Atom-1	Atom-2	Interatomic distance (Å)	Clash overlap (Å)
1:F:318:ARG:NH2	1:H:30:CYS:HB3	2.32	0.45
1:G:23:ASP:OD2	1:G:23:ASP:N	2.42	0.45
1:G:189:PRO:O	1:G:190:ASP:HB3	2.17	0.45
1:G:311:MET:CE	1:G:312:ILE:HA	2.46	0.45
1:G:427:LEU:HG	1:G:509:ILE:HG12	1.98	0.45
1:H:131:VAL:HG22	1:H:132:GLU:N	2.23	0.45
1:H:426:ALA:CB	1:H:448:PRO:HG2	2.45	0.45
1:A:329:MET:O	1:A:343:GLU:HB3	2.17	0.45
1:C:189:PRO:O	1:C:190:ASP:HB3	2.17	0.45
1:C:393:LEU:O	1:C:397:LEU:HB2	2.17	0.45
1:D:145:ASN:HA	1:D:157:TRP:NE1	2.31	0.45
1:F:244:ILE:HG12	1:F:268:SER:CB	2.47	0.45
1:G:408:MET:O	1:G:408:MET:HE3	2.17	0.45
1:H:111:LEU:C	1:H:111:LEU:HD12	2.37	0.45
1:H:408:MET:HG3	1:H:439:GLN:HG3	1.99	0.45
1:A:143:LEU:HD21	1:A:163:ILE:HG21	1.99	0.45
1:C:271:GLU:HB3	1:C:292:ALA:HB3	1.97	0.45
1:E:180:ILE:HA	1:E:199:GLY:CA	2.46	0.45
1:E:196:VAL:HG13	1:E:196:VAL:O	2.17	0.45
1:F:237:ASP:OD1	1:F:460:ARG:HD2	2.16	0.45
1:F:504:LYS:HG2	1:F:530:PRO:CA	2.47	0.45
1:F:527:VAL:HG12	1:F:528:PRO:O	2.16	0.45
1:G:423:LEU:HD21	1:H:403:HIS:CE1	2.52	0.45
1:A:122:LEU:HD23	1:A:204:SER:HB3	1.99	0.44
1:C:137:ALA:HB3	1:C:196:VAL:HG11	1.97	0.44
1:D:134:LYS:HD2	1:D:199:GLY:O	2.17	0.44
1:E:153:GLU:CD	1:E:153:GLU:H	2.21	0.44
1:G:137:ALA:HB3	1:G:196:VAL:HG11	1.97	0.44
1:G:311:MET:O	1:G:311:MET:HE3	2.16	0.44
1:G:526:VAL:HG11	1:H:407:LEU:HG	1.97	0.44
1:A:83:HIS:HA	1:A:86:THR:HG22	1.97	0.44
1:A:180:ILE:HA	1:A:199:GLY:CA	2.46	0.44
1:D:433:SER:OG	1:D:435:ARG:HG3	2.17	0.44
1:E:33:ASP:HB3	1:E:36:SER:HB2	1.99	0.44
1:G:506:ASP:O	1:G:529:VAL:HG12	2.17	0.44
1:A:403:HIS:O	1:A:404:SER:HB3	2.17	0.44
1:A:506:ASP:O	1:A:529:VAL:HG12	2.17	0.44
1:B:376:MET:O	1:B:380:ILE:HG13	2.18	0.44
1:D:271:GLU:HB2	1:D:295:ASP:HB2	1.99	0.44
1:E:111:LEU:HD12	1:E:112:ASP:N	2.33	0.44
1:E:514:TRP:HZ3	1:F:514:TRP:HZ3	1.65	0.44

Continued on next page...

Continued from previous page...

Atom-1	Atom-2	Interatomic distance (Å)	Clash overlap (Å)
5:F:1912:HOH:O	1:H:177:ASP:HB3	2.17	0.44
1:G:47:ILE:CD1	1:G:324:ILE:HD13	2.47	0.44
1:G:118:ILE:HB	1:G:208:VAL:HB	1.99	0.44
1:G:504:LYS:HG2	1:G:530:PRO:CA	2.47	0.44
1:A:155:ILE:O	1:A:155:ILE:HG13	2.16	0.44
1:C:244:ILE:HD11	1:C:282:ILE:CG2	2.45	0.44
1:D:408:MET:HG3	1:D:439:GLN:HG3	1.99	0.44
1:A:130:GLU:CG	1:A:131:VAL:H	2.30	0.44
1:B:95:GLU:C	1:B:97:PHE:H	2.20	0.44
1:C:53:ALA:HB2	1:C:366:LYS:HA	2.00	0.44
1:E:135:LYS:HA	1:E:196:VAL:O	2.17	0.44
1:F:56:SER:O	1:F:60:LEU:HD23	2.18	0.44
1:F:75:PHE:CE1	1:F:111:LEU:HD13	2.52	0.44
1:F:389:PHE:CD2	1:F:392:LYS:HB2	2.52	0.44
1:G:263:ASN:HB3	1:G:457:GLN:NE2	2.32	0.44
1:G:322:PRO:HB3	1:G:464:LEU:O	2.17	0.44
1:G:376:MET:O	1:G:380:ILE:HG13	2.18	0.44
1:A:24:THR:HB	1:C:396:GLU:CD	2.38	0.44
1:C:95:GLU:C	1:C:97:PHE:H	2.21	0.44
1:C:119:ARG:HG2	1:C:119:ARG:HH11	1.81	0.44
1:E:306:PHE:N	5:E:1824:HOH:O	2.34	0.44
1:E:403:HIS:O	1:E:404:SER:HB3	2.18	0.44
1:E:499:ARG:HH11	1:E:499:ARG:CG	2.30	0.44
1:F:138:THR:O	1:F:194:THR:O	2.36	0.44
1:G:138:THR:CG2	1:G:139:LEU:N	2.80	0.44
1:G:244:ILE:HD12	1:G:244:ILE:O	2.17	0.44
1:A:372:GLU:OE2	1:A:372:GLU:N	2.45	0.44
1:B:139:LEU:HD23	1:B:153:GLU:O	2.18	0.44
1:C:334:ILE:HG23	1:C:367:GLY:HA2	1.99	0.44
1:D:131:VAL:HG11	1:D:202:LEU:HB3	1.97	0.44
1:D:478:GLN:N	1:D:478:GLN:HE21	2.16	0.44
1:E:130:GLU:HG3	1:E:131:VAL:H	1.82	0.44
1:F:95:GLU:C	1:F:97:PHE:H	2.20	0.44
1:F:244:ILE:HG12	1:F:268:SER:HB3	2.00	0.44
1:H:23:ASP:OD2	1:H:23:ASP:N	2.40	0.44
1:H:76:SER:OG	1:H:117:GLU:OE1	2.35	0.44
1:H:415:SER:HB3	1:H:509:ILE:CD1	2.48	0.44
1:A:29:MET:HE3	1:C:310:LYS:O	2.17	0.44
1:A:263:ASN:HB3	1:A:457:GLN:NE2	2.33	0.44
1:A:404:SER:OG	1:B:421:LYS:HD2	2.17	0.44
1:C:127:GLY:O	1:C:128:THR:O	2.35	0.44

Continued on next page...

Continued from previous page...

Atom-1	Atom-2	Interatomic distance (Å)	Clash overlap (Å)
1:D:415:SER:HB3	1:D:509:ILE:HD12	1.99	0.44
1:D:428:ILE:HD11	1:D:493:MET:HE3	1.99	0.44
1:E:293:ARG:HH22	1:E:346:ASP:CG	2.21	0.44
1:F:49:THR:HA	1:F:72:ARG:HB3	2.00	0.44
1:F:132:GLU:HB2	1:F:201:PHE:CE1	2.53	0.44
1:G:259:GLU:OE2	1:G:262:LYS:HD2	2.17	0.44
1:H:14:THR:O	1:H:17:LEU:HG	2.18	0.44
1:H:140:LYS:O	1:H:155:ILE:HA	2.18	0.44
1:H:415:SER:OG	1:H:511:LEU:HD21	2.18	0.44
1:B:116:PRO:HG3	1:B:218:PRO:O	2.16	0.44
1:B:527:VAL:HG12	1:B:528:PRO:O	2.17	0.44
1:E:362:GLY:C	1:E:364:THR:N	2.71	0.44
1:E:422:CYS:CB	1:F:405:THR:HG21	2.48	0.44
1:G:122:LEU:HD23	1:G:149:GLU:CG	2.47	0.44
1:H:105:ARG:HD2	1:H:499:ARG:NH2	2.33	0.44
1:H:439:GLN:OE1	1:H:439:GLN:HA	2.18	0.44
1:A:135:LYS:O	1:A:137:ALA:N	2.46	0.43
1:B:47:ILE:HG21	1:B:359:MET:HE2	1.99	0.43
1:D:425:ALA:O	1:D:448:PRO:HD2	2.18	0.43
1:F:56:SER:O	1:F:60:LEU:CD2	2.66	0.43
1:A:13:GLN:CA	1:A:13:GLN:NE2	2.77	0.43
1:A:83:HIS:O	1:A:86:THR:HG23	2.18	0.43
1:A:455:ASN:HB3	1:A:458:THR:OG1	2.18	0.43
1:B:271:GLU:HB2	1:B:295:ASP:HB2	2.00	0.43
1:D:409:GLU:HG2	1:D:439:GLN:HE22	1.81	0.43
1:E:14:THR:O	1:E:17:LEU:HG	2.17	0.43
1:G:127:GLY:O	1:G:128:THR:O	2.35	0.43
1:H:370:PRO:O	1:H:374:VAL:HG13	2.18	0.43
1:A:188:GLY:HA3	1:A:191:PHE:CZ	2.53	0.43
1:A:406:ASP:HB3	1:A:409:GLU:HG3	2.00	0.43
1:D:481:TRP:CE3	1:D:516:PRO:HB3	2.53	0.43
1:F:339:PRO:HG3	1:F:376:MET:HG2	2.01	0.43
1:G:71:ALA:HB1	1:G:73:MET:HE1	1.99	0.43
1:G:144:ASP:C	1:G:146:ALA:N	2.71	0.43
1:G:237:ASP:OD1	1:G:460:ARG:NH1	2.51	0.43
1:G:244:ILE:CG1	1:G:268:SER:HB3	2.46	0.43
1:H:145:ASN:HA	1:H:157:TRP:NE1	2.32	0.43
1:H:326:ALA:O	1:H:327:THR:HB	2.18	0.43
1:H:478:GLN:N	1:H:478:GLN:HE21	2.16	0.43
1:B:339:PRO:HG3	1:B:376:MET:HG2	2.01	0.43
1:C:144:ASP:C	1:C:146:ALA:N	2.71	0.43

Continued on next page...

Continued from previous page...

Atom-1	Atom-2	Interatomic distance (Å)	Clash overlap (Å)
1:C:263:ASN:HB3	1:C:457:GLN:NE2	2.33	0.43
1:E:296:LEU:O	1:E:300:ILE:HG12	2.19	0.43
1:E:481:TRP:CG	1:E:516:PRO:HD3	2.53	0.43
1:F:61:LYS:O	1:F:65:LYS:HG3	2.18	0.43
1:F:329:MET:O	1:F:343:GLU:HB3	2.17	0.43
1:F:505:GLY:H	1:F:529:VAL:HG13	1.83	0.43
1:H:133:LEU:N	1:H:133:LEU:CD2	2.81	0.43
1:B:383:GLU:HG3	1:D:307:LEU:HD11	1.99	0.43
1:B:511:LEU:HD22	1:B:521:THR:HG22	2.01	0.43
1:C:209:ASN:C	1:C:211:PRO:HD3	2.38	0.43
1:C:244:ILE:O	1:C:244:ILE:HD12	2.18	0.43
1:F:124:LYS:NZ	1:F:126:SER:CA	2.82	0.43
1:G:390:HIS:O	1:G:391:ARG:C	2.57	0.43
1:G:481:TRP:CH2	1:G:516:PRO:HA	2.53	0.43
1:H:131:VAL:HG11	1:H:202:LEU:HB3	1.98	0.43
1:B:151:CYS:SG	1:B:156:LEU:HD12	2.58	0.43
1:B:415:SER:HB3	1:B:509:ILE:HD12	2.00	0.43
1:C:122:LEU:HD22	1:C:122:LEU:N	2.33	0.43
1:C:407:LEU:HD13	1:D:526:VAL:HG12	2.00	0.43
1:D:116:PRO:HG3	1:D:218:PRO:O	2.18	0.43
1:D:393:LEU:HG	1:D:397:LEU:HD22	2.00	0.43
1:E:122:LEU:HD23	1:E:204:SER:HB3	2.00	0.43
1:E:209:ASN:C	1:E:211:PRO:HD3	2.39	0.43
1:F:103:LEU:CD1	1:F:499:ARG:HE	2.29	0.43
1:F:515:ARG:HB2	1:F:516:PRO:HD2	2.01	0.43
1:G:181:SER:HB3	1:G:198:ASN:HD22	1.83	0.43
1:G:407:LEU:HD22	1:H:526:VAL:HG11	2.00	0.43
1:H:62:GLU:CB	1:H:371:LEU:HD21	2.48	0.43
1:H:415:SER:HB3	1:H:509:ILE:HD12	2.00	0.43
1:B:90:VAL:HG23	1:B:91:ARG:N	2.34	0.43
1:B:384:ALA:HA	1:D:306:PHE:CZ	2.54	0.43
1:F:311:MET:CE	1:F:312:ILE:HA	2.48	0.43
1:G:74:ASN:OD1	1:G:76:SER:HB2	2.19	0.43
1:A:14:THR:O	1:A:17:LEU:HG	2.18	0.43
1:A:293:ARG:HH22	1:A:346:ASP:CG	2.22	0.43
1:B:95:GLU:C	1:B:97:PHE:N	2.71	0.43
1:C:102:ILE:HG23	1:C:495:VAL:HA	2.00	0.43
1:D:74:ASN:HA	1:D:112:ASP:HB3	2.00	0.43
1:D:111:LEU:HD12	1:D:112:ASP:N	2.33	0.43
1:D:241:ALA:O	1:D:244:ILE:HG23	2.18	0.43
1:F:134:LYS:O	1:F:196:VAL:CG1	2.67	0.43

Continued on next page...

Continued from previous page...

Atom-1	Atom-2	Interatomic distance (Å)	Clash overlap (Å)
1:G:287:ASP:O	1:G:322:PRO:HD2	2.18	0.43
1:H:120:THR:O	1:H:157:TRP:O	2.36	0.43
1:H:409:GLU:HG2	1:H:439:GLN:HE22	1.81	0.43
1:H:481:TRP:CE3	1:H:516:PRO:HB3	2.54	0.43
1:A:75:PHE:CE1	1:A:111:LEU:HD13	2.53	0.43
1:B:406:ASP:CG	1:B:407:LEU:N	2.71	0.43
1:B:505:GLY:H	1:B:530:PRO:CD	2.12	0.43
1:B:510:VAL:O	1:B:524:MET:HA	2.19	0.43
1:C:481:TRP:CG	1:C:516:PRO:HD3	2.53	0.43
1:D:76:SER:OG	1:D:117:GLU:OE1	2.37	0.43
1:E:181:SER:OG	1:E:197:GLU:HB2	2.19	0.43
1:G:526:VAL:CG1	1:H:407:LEU:HG	2.49	0.43
1:H:391:ARG:HG3	1:H:391:ARG:NH1	2.24	0.43
1:H:478:GLN:HE21	1:H:478:GLN:CA	2.32	0.43
1:E:75:PHE:CE1	1:E:111:LEU:HD13	2.53	0.43
1:F:72:ARG:HD2	1:F:359:MET:HE1	2.01	0.43
1:H:74:ASN:HA	1:H:112:ASP:HB3	2.01	0.43
1:H:271:GLU:HB2	1:H:295:ASP:HB2	2.00	0.43
1:H:292:ALA:HB1	4:H:548:PYR:C	2.49	0.43
1:A:95:GLU:C	1:A:97:PHE:N	2.72	0.42
1:A:181:SER:HB3	1:A:198:ASN:ND2	2.34	0.42
1:A:485:VAL:O	1:A:489:VAL:HG23	2.18	0.42
1:C:111:LEU:HD12	1:C:112:ASP:N	2.34	0.42
1:C:311:MET:HE2	1:C:311:MET:O	2.19	0.42
1:D:61:LYS:O	1:D:65:LYS:HG3	2.19	0.42
1:E:329:MET:O	1:E:343:GLU:HB3	2.19	0.42
1:E:526:VAL:HG11	1:F:407:LEU:HG	2.01	0.42
1:F:371:LEU:O	1:F:375:ARG:HG3	2.19	0.42
1:G:105:ARG:HD2	1:G:499:ARG:NH2	2.34	0.42
1:G:209:ASN:O	1:G:211:PRO:HD3	2.19	0.42
1:G:215:VAL:HG12	1:G:217:LEU:H	1.84	0.42
1:H:244:ILE:CG1	1:H:268:SER:HB3	2.47	0.42
1:A:91:ARG:NH2	1:A:234:GLN:O	2.52	0.42
1:D:140:LYS:O	1:D:155:ILE:HA	2.19	0.42
1:F:13:GLN:NE2	1:F:13:GLN:CA	2.78	0.42
1:G:62:GLU:CB	1:G:371:LEU:HD21	2.49	0.42
1:H:71:ALA:CB	1:H:73:MET:HE1	2.49	0.42
1:H:311:MET:HE2	1:H:311:MET:O	2.19	0.42
1:A:42:ARG:HD2	1:A:378:HIS:HA	2.01	0.42
1:A:49:THR:HB	1:A:361:SER:HA	1.99	0.42
1:D:27:GLU:O	1:D:31:ARG:HG3	2.19	0.42

Continued on next page...

Continued from previous page...

Atom-1	Atom-2	Interatomic distance (Å)	Clash overlap (Å)
1:E:47:ILE:CG2	1:E:359:MET:HE2	2.49	0.42
1:E:116:PRO:HB3	1:E:217:LEU:HB2	2.01	0.42
1:E:221:SER:O	1:E:225:ILE:HG13	2.18	0.42
1:G:511:LEU:HD23	1:G:524:MET:CB	2.49	0.42
1:H:42:ARG:NH1	1:H:46:ILE:HD12	2.33	0.42
1:H:111:LEU:HD12	1:H:112:ASP:N	2.33	0.42
1:D:269:LYS:HG2	1:D:290:MET:SD	2.60	0.42
1:E:188:GLY:HA3	1:E:191:PHE:CZ	2.54	0.42
1:E:391:ARG:HH11	1:E:391:ARG:CG	2.24	0.42
1:F:119:ARG:HB2	1:F:159:ASP:OD1	2.19	0.42
1:H:426:ALA:HA	1:H:447:ALA:HB1	2.02	0.42
1:A:71:ALA:CB	1:A:73:MET:HE1	2.49	0.42
1:A:524:MET:CG	1:B:524:MET:HG2	2.49	0.42
1:B:186:GLN:HB3	1:B:193:VAL:HB	2.02	0.42
1:D:134:LYS:O	1:D:135:LYS:O	2.37	0.42
1:D:139:LEU:HD13	1:D:182:LEU:CD2	2.49	0.42
1:D:391:ARG:HH11	1:D:391:ARG:CG	2.23	0.42
1:E:372:GLU:OE2	1:E:372:GLU:N	2.46	0.42
1:F:263:ASN:HB3	1:F:457:GLN:NE2	2.34	0.42
1:G:111:LEU:HD12	1:G:112:ASP:N	2.35	0.42
1:B:105:ARG:HD2	1:B:499:ARG:NH2	2.35	0.42
1:B:118:ILE:CG2	1:B:208:VAL:HB	2.47	0.42
1:C:176:ASP:HB2	1:C:206:LYS:HB3	2.01	0.42
1:C:296:LEU:O	1:C:300:ILE:HG12	2.20	0.42
1:C:390:HIS:O	1:C:391:ARG:C	2.58	0.42
1:C:456:HIS:HB3	1:C:460:ARG:HH21	1.85	0.42
1:C:496:GLY:HA3	1:C:502:PHE:CZ	2.55	0.42
1:C:524:MET:HG2	1:D:524:MET:HG2	2.00	0.42
1:D:511:LEU:HD22	1:D:521:THR:CG2	2.49	0.42
1:E:135:LYS:O	1:E:137:ALA:N	2.47	0.42
1:G:47:ILE:HG21	1:G:359:MET:HE2	2.01	0.42
1:G:48:CYS:HB2	1:G:68:MET:HE3	1.99	0.42
1:G:98:ALA:HA	1:G:104:TYR:CD1	2.55	0.42
1:G:122:LEU:HA	1:G:204:SER:HB3	2.02	0.42
1:G:391:ARG:HH11	1:G:391:ARG:CG	2.29	0.42
1:H:425:ALA:O	1:H:448:PRO:HD2	2.20	0.42
1:B:158:LEU:HD11	1:B:208:VAL:HG21	2.02	0.42
1:C:98:ALA:HA	1:C:104:TYR:CD1	2.55	0.42
1:D:53:ALA:CB	1:D:366:LYS:HA	2.49	0.42
1:D:133:LEU:N	1:D:133:LEU:CD2	2.83	0.42
1:E:130:GLU:C	1:E:131:VAL:CG1	2.88	0.42

Continued on next page...

Continued from previous page...

Atom-1	Atom-2	Interatomic distance (Å)	Clash overlap (Å)
1:F:90:VAL:CG2	1:F:91:ARG:N	2.82	0.42
1:G:119:ARG:HG2	1:G:119:ARG:NH1	2.34	0.42
1:H:27:GLU:O	1:H:31:ARG:HG3	2.19	0.42
1:A:481:TRP:CG	1:A:516:PRO:HD3	2.55	0.42
1:B:457:GLN:O	1:B:461:GLN:HG3	2.20	0.42
1:C:49:THR:HB	1:C:361:SER:HA	2.02	0.42
1:C:339:PRO:HG3	1:C:376:MET:HG2	2.01	0.42
1:C:504:LYS:HG2	1:C:530:PRO:CA	2.50	0.42
1:E:59:THR:O	1:E:63:MET:HG2	2.20	0.42
1:E:526:VAL:HG23	1:F:411:MET:SD	2.59	0.42
1:G:176:ASP:OD1	1:G:206:LYS:HD2	2.19	0.42
1:H:223:LYS:HD3	1:H:227:ASP:OD2	2.19	0.42
1:A:116:PRO:HB3	1:A:217:LEU:HB2	2.01	0.42
1:A:153:GLU:H	1:A:153:GLU:CD	2.24	0.42
1:A:158:LEU:HD12	1:A:163:ILE:HD13	2.01	0.42
1:B:176:ASP:OD1	1:B:206:LYS:HD2	2.19	0.42
1:C:138:THR:CG2	1:C:139:LEU:N	2.82	0.42
1:C:322:PRO:HB3	1:C:464:LEU:O	2.19	0.42
1:C:524:MET:O	1:C:524:MET:HG3	2.18	0.42
1:D:510:VAL:O	1:D:524:MET:HA	2.19	0.42
1:E:13:GLN:CA	1:E:13:GLN:NE2	2.79	0.42
1:E:439:GLN:OE1	1:E:439:GLN:HA	2.20	0.42
1:F:138:THR:O	1:F:139:LEU:HB3	2.19	0.42
1:F:291:VAL:HG12	1:F:293:ARG:HG3	2.02	0.42
1:G:223:LYS:HD3	1:G:227:ASP:OD2	2.20	0.42
1:H:13:GLN:NE2	1:H:13:GLN:CA	2.78	0.42
1:H:83:HIS:O	1:H:87:ILE:HG13	2.18	0.42
1:H:393:LEU:HG	1:H:397:LEU:HD22	2.00	0.42
1:A:527:VAL:HA	1:A:528:PRO:HD3	1.94	0.42
1:B:131:VAL:O	1:B:201:PHE:HA	2.20	0.42
1:C:47:ILE:CD1	1:C:324:ILE:HD13	2.50	0.42
1:C:287:ASP:O	1:C:322:PRO:HD2	2.19	0.42
1:C:525:ARG:HA	1:D:522:ASN:O	2.20	0.42
1:D:415:SER:HB3	1:D:509:ILE:CD1	2.50	0.42
1:F:370:PRO:O	1:F:374:VAL:HG13	2.20	0.42
1:G:372:GLU:OE2	1:G:372:GLU:N	2.52	0.42
1:G:456:HIS:HB3	1:G:460:ARG:HH21	1.85	0.42
1:H:143:LEU:N	1:H:143:LEU:HD12	2.35	0.42
1:H:491:LEU:O	1:H:495:VAL:HG23	2.20	0.42
1:A:105:ARG:HD3	1:A:105:ARG:N	2.35	0.41
1:B:329:MET:O	1:B:343:GLU:HB3	2.19	0.41

Continued on next page...

Continued from previous page...

Atom-1	Atom-2	Interatomic distance (Å)	Clash overlap (Å)
1:B:415:SER:HB3	1:B:509:ILE:CD1	2.50	0.41
1:B:428:ILE:HD11	1:B:493:MET:HE3	2.02	0.41
1:C:215:VAL:HG12	1:C:217:LEU:H	1.85	0.41
1:C:421:LYS:HG3	1:D:413:MET:SD	2.60	0.41
1:D:83:HIS:O	1:D:87:ILE:HG13	2.18	0.41
1:D:123:ILE:HG22	1:D:129:ALA:HB1	2.02	0.41
1:E:425:ALA:O	1:E:448:PRO:HD2	2.20	0.41
1:G:82:TYR:O	1:G:86:THR:HG22	2.20	0.41
1:A:504:LYS:CG	1:A:530:PRO:HA	2.50	0.41
1:B:123:ILE:CD1	1:B:203:GLY:HA2	2.49	0.41
1:B:279:PHE:CD2	1:B:311:MET:HE3	2.55	0.41
1:B:509:ILE:HA	1:B:525:ARG:O	2.20	0.41
1:C:86:THR:O	1:C:90:VAL:HG13	2.19	0.41
1:C:176:ASP:O	1:C:177:ASP:C	2.58	0.41
1:D:23:ASP:OD2	1:D:23:ASP:N	2.42	0.41
1:D:311:MET:HE1	1:D:312:ILE:CA	2.48	0.41
1:D:326:ALA:O	1:D:327:THR:HB	2.20	0.41
1:D:493:MET:HE3	1:D:508:VAL:HG21	2.01	0.41
1:D:510:VAL:HG12	1:D:512:THR:HG23	2.02	0.41
1:E:130:GLU:CG	1:E:131:VAL:H	2.32	0.41
1:E:506:ASP:O	1:E:529:VAL:HG12	2.20	0.41
1:F:95:GLU:C	1:F:97:PHE:N	2.73	0.41
1:F:125:GLY:O	1:F:126:SER:O	2.37	0.41
1:F:271:GLU:HB2	1:F:295:ASP:HB2	2.01	0.41
1:F:311:MET:HE2	1:F:311:MET:O	2.21	0.41
1:F:529:VAL:HG13	1:F:530:PRO:HD3	2.01	0.41
1:G:60:LEU:O	1:G:63:MET:HB2	2.20	0.41
1:H:47:ILE:CD1	1:H:324:ILE:HD13	2.50	0.41
1:H:134:LYS:O	1:H:135:LYS:O	2.37	0.41
1:B:49:THR:HA	1:B:72:ARG:HB3	2.03	0.41
1:B:111:LEU:HD12	1:B:112:ASP:N	2.35	0.41
1:B:143:LEU:N	1:B:143:LEU:CD1	2.83	0.41
1:C:223:LYS:HD3	1:C:227:ASP:OD2	2.20	0.41
1:F:47:ILE:CD1	1:F:324:ILE:HD13	2.50	0.41
1:G:244:ILE:HD12	1:G:244:ILE:C	2.40	0.41
1:G:407:LEU:HB3	1:H:526:VAL:HG11	2.02	0.41
1:H:504:LYS:HG2	1:H:530:PRO:CB	2.50	0.41
1:B:334:ILE:HG23	1:B:367:GLY:HA2	2.02	0.41
1:B:529:VAL:HG13	1:B:530:PRO:HD3	2.02	0.41
1:C:372:GLU:OE2	1:C:372:GLU:N	2.52	0.41
1:C:415:SER:HB3	1:C:509:ILE:HD12	2.02	0.41

Continued on next page...

Continued from previous page...

Atom-1	Atom-2	Interatomic distance (Å)	Clash overlap (Å)
1:D:370:PRO:O	1:D:374:VAL:HG13	2.20	0.41
1:E:91:ARG:NH2	1:E:234:GLN:O	2.54	0.41
1:F:143:LEU:N	1:F:143:LEU:CD1	2.83	0.41
1:F:269:LYS:HG2	1:F:290:MET:SD	2.60	0.41
1:G:103:LEU:O	1:G:105:ARG:HD3	2.19	0.41
1:G:185:LYS:NZ	1:G:185:LYS:HB3	2.35	0.41
1:G:244:ILE:HD11	1:G:282:ILE:CG2	2.48	0.41
1:G:296:LEU:O	1:G:300:ILE:HG12	2.21	0.41
1:H:116:PRO:HG3	1:H:218:PRO:O	2.19	0.41
1:A:397:LEU:HD12	1:A:397:LEU:HA	1.91	0.41
1:B:311:MET:CE	1:B:312:ILE:HA	2.50	0.41
1:C:244:ILE:HD12	1:C:244:ILE:C	2.40	0.41
1:D:478:GLN:HE21	1:D:478:GLN:CA	2.33	0.41
1:E:95:GLU:C	1:E:97:PHE:N	2.73	0.41
1:E:143:LEU:HD21	1:E:163:ILE:HG22	2.03	0.41
1:F:44:THR:N	1:F:385:GLU:OE1	2.53	0.41
1:F:118:ILE:CG2	1:F:208:VAL:HB	2.47	0.41
1:H:123:ILE:HG22	1:H:129:ALA:HB1	2.02	0.41
1:H:182:LEU:HD23	1:H:196:VAL:HA	2.01	0.41
1:C:91:ARG:NH2	1:C:234:GLN:O	2.53	0.41
1:C:407:LEU:HB2	1:C:520:PHE:CZ	2.55	0.41
1:D:209:ASN:O	1:D:210:LEU:HD12	2.21	0.41
1:D:415:SER:OG	1:D:511:LEU:HD21	2.21	0.41
1:E:422:CYS:HA	1:F:405:THR:HG21	2.03	0.41
1:E:490:ASN:ND2	5:E:1870:HOH:O	2.52	0.41
1:G:271:GLU:HB3	1:G:292:ALA:HB3	2.01	0.41
1:H:148:MET:O	1:H:148:MET:HG2	2.21	0.41
1:H:497:LYS:HE3	1:H:529:VAL:HG22	2.02	0.41
1:H:511:LEU:HD22	1:H:521:THR:CG2	2.51	0.41
1:A:59:THR:O	1:A:63:MET:HG2	2.21	0.41
1:A:306:PHE:CZ	1:C:384:ALA:HA	2.56	0.41
1:A:514:TRP:CE3	1:B:525:ARG:HD3	2.55	0.41
1:B:389:PHE:CD2	1:B:392:LYS:HB2	2.55	0.41
1:C:103:LEU:O	1:C:105:ARG:HD3	2.19	0.41
1:C:391:ARG:HH11	1:C:391:ARG:CG	2.30	0.41
1:F:131:VAL:O	1:F:201:PHE:HA	2.21	0.41
1:A:95:GLU:C	1:A:97:PHE:H	2.24	0.41
1:B:72:ARG:HD2	1:B:359:MET:HE1	2.03	0.41
1:B:125:GLY:O	1:B:126:SER:O	2.38	0.41
1:B:449:ILE:HB	1:B:468:ILE:HA	2.02	0.41
1:C:407:LEU:HD13	1:D:526:VAL:CG1	2.51	0.41

Continued on next page...

Continued from previous page...

Atom-1	Atom-2	Interatomic distance (Å)	Clash overlap (Å)
1:D:391:ARG:HG3	1:D:391:ARG:NH1	2.26	0.41
1:D:527:VAL:HA	1:D:528:PRO:HD3	1.92	0.41
1:E:123:ILE:HG21	1:E:129:ALA:CB	2.51	0.41
1:F:180:ILE:HA	1:F:199:GLY:CA	2.46	0.41
1:F:503:LYS:HG2	5:F:1869:HOH:O	2.20	0.41
1:G:522:ASN:O	1:H:525:ARG:HA	2.20	0.41
1:H:241:ALA:O	1:H:244:ILE:HG23	2.20	0.41
1:A:130:GLU:C	1:A:131:VAL:CG1	2.89	0.41
1:A:143:LEU:HD21	1:A:163:ILE:HG22	2.03	0.41
1:A:391:ARG:CG	1:A:391:ARG:NH1	2.84	0.41
1:B:210:LEU:HB3	1:B:213:ALA:HB3	2.03	0.41
1:C:237:ASP:OD1	1:C:460:ARG:NH1	2.54	0.41
1:D:140:LYS:NZ	1:D:155:ILE:CD1	2.84	0.41
1:D:244:ILE:CG1	1:D:268:SER:HB3	2.49	0.41
1:D:481:TRP:CG	1:D:516:PRO:HD3	2.56	0.41
1:D:497:LYS:HE3	1:D:529:VAL:HG22	2.03	0.41
1:E:103:LEU:CD1	1:E:499:ARG:HE	2.27	0.41
1:E:155:ILE:O	1:E:155:ILE:HG13	2.20	0.41
1:E:181:SER:HB3	1:E:198:ASN:ND2	2.36	0.41
1:E:422:CYS:CA	1:F:405:THR:HG21	2.51	0.41
1:F:12:ILE:HB	1:F:13:GLN:H	1.62	0.41
1:F:111:LEU:HD12	1:F:112:ASP:N	2.35	0.41
1:F:328:GLN:OE1	1:H:341:ARG:HG2	2.20	0.41
1:F:334:ILE:HG23	1:F:367:GLY:HA2	2.03	0.41
1:F:509:ILE:HA	1:F:525:ARG:O	2.21	0.41
1:G:103:LEU:HD13	1:G:499:ARG:HE	1.86	0.41
1:G:122:LEU:HD22	1:G:122:LEU:N	2.35	0.41
1:G:189:PRO:O	1:G:190:ASP:CB	2.69	0.41
1:G:407:LEU:HB2	1:G:520:PHE:CZ	2.55	0.41
1:G:490:ASN:HD22	1:G:490:ASN:HA	1.68	0.41
1:H:53:ALA:CB	1:H:366:LYS:HA	2.50	0.41
1:H:427:LEU:N	1:H:427:LEU:HD12	2.35	0.41
1:H:433:SER:OG	1:H:435:ARG:HG3	2.21	0.41
1:A:134:LYS:HA	1:A:134:LYS:CE	2.48	0.41
1:A:263:ASN:HB3	1:A:457:GLN:HE22	1.85	0.41
1:B:370:PRO:O	1:B:374:VAL:HG13	2.21	0.41
1:B:407:LEU:HD12	1:B:407:LEU:HA	1.91	0.41
1:B:515:ARG:HB2	1:B:516:PRO:HD2	2.03	0.41
1:C:421:LYS:CG	1:D:413:MET:SD	3.09	0.41
1:D:135:LYS:CD	1:D:136:GLY:H	2.33	0.41
1:D:143:LEU:N	1:D:143:LEU:HD12	2.36	0.41

Continued on next page...

Continued from previous page...

Atom-1	Atom-2	Interatomic distance (Å)	Clash overlap (Å)
1:E:103:LEU:HD12	1:E:499:ARG:NH2	2.24	0.41
1:E:105:ARG:HD3	1:E:105:ARG:N	2.36	0.41
1:E:407:LEU:HB3	1:F:526:VAL:HG11	2.03	0.41
1:F:60:LEU:O	1:F:63:MET:HB2	2.21	0.41
1:F:401:SER:O	1:F:402:PRO:O	2.39	0.41
1:G:427:LEU:HD23	1:G:509:ILE:HD11	2.03	0.41
1:G:509:ILE:HA	1:G:525:ARG:O	2.21	0.41
1:G:526:VAL:HG23	1:H:411:MET:SD	2.61	0.41
1:A:33:ASP:HB3	1:A:36:SER:HB2	2.03	0.40
1:A:114:LYS:O	1:A:117:GLU:HG3	2.21	0.40
1:A:181:SER:HB3	1:A:198:ASN:HB2	2.03	0.40
1:B:81:GLU:HG3	1:B:82:TYR:N	2.35	0.40
1:B:180:ILE:HA	1:B:199:GLY:CA	2.46	0.40
1:C:23:ASP:HA	1:C:391:ARG:HH22	1.86	0.40
1:C:62:GLU:CB	1:C:371:LEU:HD21	2.51	0.40
1:C:509:ILE:HA	1:C:525:ARG:O	2.21	0.40
1:G:227:ASP:O	1:G:230:PHE:HB3	2.22	0.40
1:A:398:ALA:C	1:A:400:ALA:H	2.23	0.40
1:C:120:THR:HA	1:C:158:LEU:HD12	2.02	0.40
1:D:120:THR:O	1:D:157:TRP:O	2.37	0.40
1:D:221:SER:O	1:D:225:ILE:HG13	2.21	0.40
1:E:136:GLY:HA2	1:E:195:GLU:OE1	2.21	0.40
1:E:398:ALA:C	1:E:400:ALA:H	2.23	0.40
1:H:135:LYS:CD	1:H:136:GLY:H	2.34	0.40
1:H:510:VAL:HG12	1:H:512:THR:HG23	2.02	0.40
1:B:122:LEU:HD23	1:B:204:SER:HB3	2.03	0.40
1:C:60:LEU:O	1:C:63:MET:HB2	2.21	0.40
1:C:510:VAL:HG12	1:C:512:THR:HG23	2.03	0.40
1:D:62:GLU:CB	1:D:371:LEU:HD21	2.51	0.40
1:E:181:SER:HB3	1:E:198:ASN:HB2	2.03	0.40
1:E:527:VAL:HA	1:E:528:PRO:HD3	1.95	0.40
1:F:506:ASP:OD2	5:F:1869:HOH:O	2.22	0.40
1:G:311:MET:HE3	1:G:311:MET:C	2.41	0.40
1:G:510:VAL:HG12	1:G:512:THR:HG23	2.03	0.40
1:H:145:ASN:O	1:H:148:MET:N	2.50	0.40
1:D:42:ARG:NH1	1:D:46:ILE:HD12	2.37	0.40
1:E:134:LYS:HA	1:E:134:LYS:CE	2.49	0.40
1:F:415:SER:HB3	1:F:509:ILE:HD12	2.02	0.40
1:G:49:THR:HB	1:G:361:SER:HA	2.04	0.40
1:G:120:THR:HA	1:G:158:LEU:HD12	2.03	0.40
1:G:230:PHE:CE2	1:G:234:GLN:HG3	2.56	0.40

Continued on next page...

Continued from previous page...

Atom-1	Atom-2	Interatomic distance (Å)	Clash overlap (Å)
1:A:81:GLU:HG2	5:A:834:HOH:O	2.21	0.40
1:A:106:PRO:O	1:A:463:HIS:CE1	2.68	0.40
1:A:413:MET:SD	1:B:421:LYS:CG	3.10	0.40
1:A:439:GLN:HA	1:A:439:GLN:OE1	2.22	0.40
1:A:484:ASP:O	1:A:488:ARG:HD3	2.21	0.40
1:B:401:SER:O	1:B:402:PRO:O	2.39	0.40
1:C:244:ILE:CG1	1:C:268:SER:HB3	2.49	0.40
1:E:123:ILE:HD12	1:E:129:ALA:HB1	2.03	0.40
1:E:191:PHE:HE2	1:E:193:VAL:HG23	1.86	0.40
1:G:524:MET:O	1:G:524:MET:HG3	2.20	0.40
1:H:56:SER:O	1:H:60:LEU:HD23	2.22	0.40
1:H:139:LEU:HD13	1:H:182:LEU:CD2	2.50	0.40

There are no symmetry-related clashes.

5.3 Torsion angles [i](#)

5.3.1 Protein backbone [i](#)

In the following table, the Percentiles column shows the percent Ramachandran outliers of the chain as a percentile score with respect to all X-ray entries followed by that with respect to entries of similar resolution.

The Analysed column shows the number of residues for which the backbone conformation was analysed, and the total number of residues.

Mol	Chain	Analysed	Favoured	Allowed	Outliers	Percentiles	
1	A	517/530 (98%)	470 (91%)	36 (7%)	11 (2%)	7	23
1	B	517/530 (98%)	479 (93%)	28 (5%)	10 (2%)	8	26
1	C	517/530 (98%)	482 (93%)	26 (5%)	9 (2%)	9	29
1	D	517/530 (98%)	470 (91%)	36 (7%)	11 (2%)	7	23
1	E	517/530 (98%)	468 (90%)	39 (8%)	10 (2%)	8	26
1	F	517/530 (98%)	474 (92%)	32 (6%)	11 (2%)	7	23
1	G	517/530 (98%)	481 (93%)	29 (6%)	7 (1%)	11	34
1	H	517/530 (98%)	469 (91%)	36 (7%)	12 (2%)	6	21
All	All	4136/4240 (98%)	3793 (92%)	262 (6%)	81 (2%)	7	24

All (81) Ramachandran outliers are listed below:

Mol	Chain	Res	Type
1	A	131	VAL
1	A	133	LEU
1	A	134	LYS
1	A	135	LYS
1	B	126	SER
1	B	127	GLY
1	B	145	ASN
1	B	402	PRO
1	C	120	THR
1	C	128	THR
1	C	145	ASN
1	D	126	SER
1	D	131	VAL
1	D	134	LYS
1	D	135	LYS
1	D	138	THR
1	D	139	LEU
1	D	153	GLU
1	E	131	VAL
1	E	133	LEU
1	E	134	LYS
1	E	135	LYS
1	F	126	SER
1	F	127	GLY
1	F	145	ASN
1	F	402	PRO
1	G	120	THR
1	G	128	THR
1	G	145	ASN
1	H	126	SER
1	H	131	VAL
1	H	134	LYS
1	H	135	LYS
1	H	138	THR
1	H	139	LEU
1	H	153	GLU
1	A	404	SER
1	B	129	ALA
1	B	407	LEU
1	C	176	ASP
1	C	178	GLY
1	D	120	THR
1	E	404	SER

Continued on next page...

Continued from previous page...

Mol	Chain	Res	Type
1	F	128	THR
1	F	129	ALA
1	F	407	LEU
1	H	120	THR
1	A	144	ASP
1	A	200	GLY
1	B	128	THR
1	B	139	LEU
1	C	126	SER
1	D	129	ALA
1	D	403	HIS
1	E	144	ASP
1	E	200	GLY
1	F	139	LEU
1	G	126	SER
1	H	129	ALA
1	H	403	HIS
1	A	123	ILE
1	C	13	GLN
1	C	200	GLY
1	E	137	ALA
1	F	243	PHE
1	F	294	GLY
1	G	13	GLN
1	G	163	ILE
1	G	200	GLY
1	A	136	GLY
1	A	137	ALA
1	B	200	GLY
1	B	243	PHE
1	E	123	ILE
1	E	136	GLY
1	F	200	GLY
1	H	327	THR
1	A	403	HIS
1	C	163	ILE
1	D	200	GLY
1	H	200	GLY

5.3.2 Protein sidechains

In the following table, the Percentiles column shows the percent sidechain outliers of the chain as a percentile score with respect to all X-ray entries followed by that with respect to entries of similar resolution.

The Analysed column shows the number of residues for which the sidechain conformation was analysed, and the total number of residues.

Mol	Chain	Analysed	Rotameric	Outliers	Percentiles	
1	A	424/433 (98%)	398 (94%)	26 (6%)	18	48
1	B	424/433 (98%)	399 (94%)	25 (6%)	19	49
1	C	424/433 (98%)	399 (94%)	25 (6%)	19	49
1	D	424/433 (98%)	404 (95%)	20 (5%)	26	59
1	E	424/433 (98%)	395 (93%)	29 (7%)	16	42
1	F	424/433 (98%)	396 (93%)	28 (7%)	16	44
1	G	424/433 (98%)	402 (95%)	22 (5%)	23	55
1	H	424/433 (98%)	403 (95%)	21 (5%)	24	56
All	All	3392/3464 (98%)	3196 (94%)	196 (6%)	20	50

All (196) residues with a non-rotameric sidechain are listed below:

Mol	Chain	Res	Type
1	A	13	GLN
1	A	14	THR
1	A	58	GLU
1	A	86	THR
1	A	111	LEU
1	A	113	THR
1	A	131	VAL
1	A	132	GLU
1	A	133	LEU
1	A	185	LYS
1	A	210	LEU
1	A	233	GLU
1	A	257	LEU
1	A	303	GLU
1	A	311	MET
1	A	338	ARG
1	A	366	LYS
1	A	374	VAL
1	A	391	ARG

Continued on next page...

Continued from previous page...

Mol	Chain	Res	Type
1	A	397	LEU
1	A	477	VAL
1	A	478	GLN
1	A	499	ARG
1	A	524	MET
1	A	529	VAL
1	A	530	PRO
1	B	13	GLN
1	B	14	THR
1	B	86	THR
1	B	105	ARG
1	B	111	LEU
1	B	124	LYS
1	B	154	ASN
1	B	158	LEU
1	B	185	LYS
1	B	210	LEU
1	B	233	GLU
1	B	257	LEU
1	B	303	GLU
1	B	311	MET
1	B	338	ARG
1	B	366	LYS
1	B	391	ARG
1	B	397	LEU
1	B	405	THR
1	B	406	ASP
1	B	477	VAL
1	B	478	GLN
1	B	499	ARG
1	B	524	MET
1	B	530	PRO
1	C	13	GLN
1	C	14	THR
1	C	76	SER
1	C	86	THR
1	C	111	LEU
1	C	122	LEU
1	C	176	ASP
1	C	177	ASP
1	C	185	LYS
1	C	192	LEU

Continued on next page...

Continued from previous page...

Mol	Chain	Res	Type
1	C	210	LEU
1	C	257	LEU
1	C	278	ARG
1	C	303	GLU
1	C	311	MET
1	C	338	ARG
1	C	366	LYS
1	C	374	VAL
1	C	389	PHE
1	C	391	ARG
1	C	477	VAL
1	C	478	GLN
1	C	499	ARG
1	C	524	MET
1	C	530	PRO
1	D	14	THR
1	D	58	GLU
1	D	76	SER
1	D	86	THR
1	D	111	LEU
1	D	135	LYS
1	D	185	LYS
1	D	257	LEU
1	D	303	GLU
1	D	311	MET
1	D	338	ARG
1	D	366	LYS
1	D	374	VAL
1	D	391	ARG
1	D	397	LEU
1	D	477	VAL
1	D	478	GLN
1	D	499	ARG
1	D	524	MET
1	D	530	PRO
1	E	13	GLN
1	E	14	THR
1	E	58	GLU
1	E	76	SER
1	E	81	GLU
1	E	86	THR
1	E	111	LEU

Continued on next page...

Continued from previous page...

Mol	Chain	Res	Type
1	E	113	THR
1	E	131	VAL
1	E	132	GLU
1	E	133	LEU
1	E	185	LYS
1	E	210	LEU
1	E	233	GLU
1	E	257	LEU
1	E	303	GLU
1	E	311	MET
1	E	338	ARG
1	E	366	LYS
1	E	374	VAL
1	E	389	PHE
1	E	391	ARG
1	E	397	LEU
1	E	477	VAL
1	E	478	GLN
1	E	499	ARG
1	E	524	MET
1	E	529	VAL
1	E	530	PRO
1	F	13	GLN
1	F	14	THR
1	F	76	SER
1	F	86	THR
1	F	105	ARG
1	F	111	LEU
1	F	113	THR
1	F	124	LYS
1	F	154	ASN
1	F	158	LEU
1	F	185	LYS
1	F	210	LEU
1	F	233	GLU
1	F	257	LEU
1	F	303	GLU
1	F	311	MET
1	F	338	ARG
1	F	366	LYS
1	F	379	LEU
1	F	391	ARG

Continued on next page...

Continued from previous page...

Mol	Chain	Res	Type
1	F	397	LEU
1	F	405	THR
1	F	406	ASP
1	F	477	VAL
1	F	478	GLN
1	F	499	ARG
1	F	524	MET
1	F	530	PRO
1	G	13	GLN
1	G	14	THR
1	G	76	SER
1	G	86	THR
1	G	111	LEU
1	G	122	LEU
1	G	185	LYS
1	G	192	LEU
1	G	257	LEU
1	G	278	ARG
1	G	303	GLU
1	G	311	MET
1	G	338	ARG
1	G	366	LYS
1	G	374	VAL
1	G	389	PHE
1	G	391	ARG
1	G	477	VAL
1	G	478	GLN
1	G	499	ARG
1	G	524	MET
1	G	530	PRO
1	H	14	THR
1	H	58	GLU
1	H	76	SER
1	H	86	THR
1	H	105	ARG
1	H	111	LEU
1	H	135	LYS
1	H	185	LYS
1	H	257	LEU
1	H	303	GLU
1	H	311	MET
1	H	338	ARG

Continued on next page...

Continued from previous page...

Mol	Chain	Res	Type
1	H	366	LYS
1	H	374	VAL
1	H	391	ARG
1	H	397	LEU
1	H	477	VAL
1	H	478	GLN
1	H	499	ARG
1	H	524	MET
1	H	530	PRO

Sometimes sidechains can be flipped to improve hydrogen bonding and reduce clashes. All (88) such sidechains are listed below:

Mol	Chain	Res	Type
1	A	13	GLN
1	A	198	ASN
1	A	234	GLN
1	A	263	ASN
1	A	317	ASN
1	A	457	GLN
1	A	463	HIS
1	A	478	GLN
1	A	490	ASN
1	A	494	ASN
1	B	13	GLN
1	B	198	ASN
1	B	234	GLN
1	B	263	ASN
1	B	317	ASN
1	B	457	GLN
1	B	463	HIS
1	B	478	GLN
1	B	490	ASN
1	B	494	ASN
1	C	13	GLN
1	C	145	ASN
1	C	162	ASN
1	C	198	ASN
1	C	234	GLN
1	C	263	ASN
1	C	457	GLN
1	C	463	HIS
1	C	478	GLN

Continued on next page...

Continued from previous page...

Mol	Chain	Res	Type
1	C	490	ASN
1	C	494	ASN
1	D	13	GLN
1	D	145	ASN
1	D	162	ASN
1	D	198	ASN
1	D	234	GLN
1	D	263	ASN
1	D	403	HIS
1	D	457	GLN
1	D	463	HIS
1	D	478	GLN
1	D	490	ASN
1	D	494	ASN
1	E	13	GLN
1	E	198	ASN
1	E	234	GLN
1	E	263	ASN
1	E	317	ASN
1	E	457	GLN
1	E	463	HIS
1	E	478	GLN
1	E	490	ASN
1	E	494	ASN
1	F	13	GLN
1	F	183	GLN
1	F	198	ASN
1	F	234	GLN
1	F	263	ASN
1	F	317	ASN
1	F	457	GLN
1	F	463	HIS
1	F	478	GLN
1	F	490	ASN
1	F	494	ASN
1	G	13	GLN
1	G	145	ASN
1	G	162	ASN
1	G	198	ASN
1	G	234	GLN
1	G	263	ASN
1	G	457	GLN

Continued on next page...

Continued from previous page...

Mol	Chain	Res	Type
1	G	463	HIS
1	G	478	GLN
1	G	490	ASN
1	G	494	ASN
1	H	13	GLN
1	H	145	ASN
1	H	162	ASN
1	H	198	ASN
1	H	234	GLN
1	H	263	ASN
1	H	317	ASN
1	H	403	HIS
1	H	457	GLN
1	H	463	HIS
1	H	478	GLN
1	H	490	ASN
1	H	494	ASN

5.3.3 RNA [i](#)

There are no RNA molecules in this entry.

5.4 Non-standard residues in protein, DNA, RNA chains [i](#)

There are no non-standard protein/DNA/RNA residues in this entry.

5.5 Carbohydrates [i](#)

There are no monosaccharides in this entry.

5.6 Ligand geometry [i](#)

Of 24 ligands modelled in this entry, 16 are monoatomic - leaving 8 for Mogul analysis.

In the following table, the Counts columns list the number of bonds (or angles) for which Mogul statistics could be retrieved, the number of bonds (or angles) that are observed in the model and the number of bonds (or angles) that are defined in the Chemical Component Dictionary. The Link column lists molecule types, if any, to which the group is linked. The Z score for a bond length (or angle) is the number of standard deviations the observed value is removed from the expected value. A bond length (or angle) with $|Z| > 2$ is considered an outlier worth inspection. RMSZ is the root-mean-square of all Z scores of the bond lengths (or angles).

Mol	Type	Chain	Res	Link	Bond lengths			Bond angles		
					Counts	RMSZ	# Z > 2	Counts	RMSZ	# Z > 2
4	PYR	H	548	3	5,5,5	5.30	4 (80%)	3,6,6	4.95	2 (66%)
4	PYR	A	541	3	5,5,5	5.32	4 (80%)	3,6,6	4.93	2 (66%)
4	PYR	B	542	3	5,5,5	5.45	4 (80%)	3,6,6	4.97	1 (33%)
4	PYR	C	543	3	5,5,5	5.49	4 (80%)	3,6,6	4.63	2 (66%)
4	PYR	F	546	3	5,5,5	5.38	4 (80%)	3,6,6	4.87	1 (33%)
4	PYR	E	545	3	5,5,5	5.21	4 (80%)	3,6,6	4.85	2 (66%)
4	PYR	D	544	3	5,5,5	5.54	4 (80%)	3,6,6	4.72	2 (66%)
4	PYR	G	547	3	5,5,5	5.66	4 (80%)	3,6,6	4.59	2 (66%)

In the following table, the Chirals column lists the number of chiral outliers, the number of chiral centers analysed, the number of these observed in the model and the number defined in the Chemical Component Dictionary. Similar counts are reported in the Torsion and Rings columns. '-' means no outliers of that kind were identified.

Mol	Type	Chain	Res	Link	Chirals	Torsions	Rings
4	PYR	H	548	3	-	0/4/4/4	-
4	PYR	A	541	3	-	0/4/4/4	-
4	PYR	B	542	3	-	0/4/4/4	-
4	PYR	C	543	3	-	0/4/4/4	-
4	PYR	F	546	3	-	0/4/4/4	-
4	PYR	E	545	3	-	0/4/4/4	-
4	PYR	D	544	3	-	0/4/4/4	-
4	PYR	G	547	3	-	0/4/4/4	-

All (32) bond length outliers are listed below:

Mol	Chain	Res	Type	Atoms	Z	Observed(Å)	Ideal(Å)
4	G	547	PYR	CB-CA	9.00	1.68	1.50
4	D	544	PYR	CB-CA	8.89	1.67	1.50
4	H	548	PYR	CB-CA	8.54	1.67	1.50
4	C	543	PYR	CB-CA	8.49	1.67	1.50
4	F	546	PYR	CB-CA	8.46	1.66	1.50
4	B	542	PYR	CB-CA	8.41	1.66	1.50
4	A	541	PYR	CB-CA	8.20	1.66	1.50
4	E	545	PYR	CB-CA	8.00	1.66	1.50
4	B	542	PYR	O3-CA	7.46	1.39	1.23
4	G	547	PYR	O3-CA	7.22	1.39	1.23
4	D	544	PYR	O3-CA	7.08	1.38	1.23
4	C	543	PYR	O3-CA	7.06	1.38	1.23
4	A	541	PYR	O3-CA	7.05	1.38	1.23

Continued on next page...

Continued from previous page...

Mol	Chain	Res	Type	Atoms	Z	Observed(Å)	Ideal(Å)
4	F	546	PYR	O3-CA	6.74	1.38	1.23
4	E	545	PYR	O3-CA	6.73	1.38	1.23
4	H	548	PYR	O3-CA	6.69	1.38	1.23
4	C	543	PYR	CA-C	-4.38	1.38	1.54
4	G	547	PYR	CA-C	-4.29	1.38	1.54
4	E	545	PYR	CA-C	-4.14	1.39	1.54
4	D	544	PYR	CA-C	-4.01	1.39	1.54
4	A	541	PYR	CA-C	-3.92	1.40	1.54
4	H	548	PYR	CA-C	-3.90	1.40	1.54
4	F	546	PYR	CA-C	-3.90	1.40	1.54
4	B	542	PYR	CA-C	-3.50	1.41	1.54
4	F	546	PYR	O-C	3.39	1.31	1.22
4	B	542	PYR	O-C	3.07	1.30	1.22
4	C	543	PYR	O-C	2.93	1.30	1.22
4	A	541	PYR	O-C	2.89	1.30	1.22
4	E	545	PYR	O-C	2.79	1.30	1.22
4	D	544	PYR	O-C	2.75	1.30	1.22
4	G	547	PYR	O-C	2.72	1.29	1.22
4	H	548	PYR	O-C	2.60	1.29	1.22

All (14) bond angle outliers are listed below:

Mol	Chain	Res	Type	Atoms	Z	Observed(°)	Ideal(°)
4	B	542	PYR	O3-CA-CB	-8.24	101.47	119.73
4	F	546	PYR	O3-CA-CB	-8.12	101.74	119.73
4	A	541	PYR	O3-CA-CB	-8.11	101.75	119.73
4	H	548	PYR	O3-CA-CB	-8.04	101.91	119.73
4	E	545	PYR	O3-CA-CB	-8.00	102.00	119.73
4	D	544	PYR	O3-CA-CB	-7.71	102.63	119.73
4	C	543	PYR	O3-CA-CB	-7.65	102.77	119.73
4	G	547	PYR	O3-CA-CB	-7.55	103.00	119.73
4	H	548	PYR	OXT-C-CA	2.49	120.80	113.97
4	D	544	PYR	OXT-C-CA	2.29	120.24	113.97
4	A	541	PYR	OXT-C-CA	2.20	119.99	113.97
4	E	545	PYR	OXT-C-CA	2.16	119.87	113.97
4	G	547	PYR	OXT-C-CA	2.11	119.76	113.97
4	C	543	PYR	OXT-C-CA	2.07	119.62	113.97

There are no chirality outliers.

There are no torsion outliers.

There are no ring outliers.

8 monomers are involved in 8 short contacts:

Mol	Chain	Res	Type	Clashes	Symm-Clashes
4	H	548	PYR	1	0
4	A	541	PYR	1	0
4	B	542	PYR	1	0
4	C	543	PYR	1	0
4	F	546	PYR	1	0
4	E	545	PYR	1	0
4	D	544	PYR	1	0
4	G	547	PYR	1	0

5.7 Other polymers [i](#)

There are no such residues in this entry.

5.8 Polymer linkage issues [i](#)

The following chains have linkage breaks:

Mol	Chain	Number of breaks
1	C	1

All chain breaks are listed below:

Model	Chain	Residue-1	Atom-1	Residue-2	Atom-2	Distance (Å)
1	C	175:VAL	C	176:ASP	N	0.76

6 Fit of model and data

6.1 Protein, DNA and RNA chains

EDS was not executed - this section is therefore empty.

6.2 Non-standard residues in protein, DNA, RNA chains

EDS was not executed - this section is therefore empty.

6.3 Carbohydrates

EDS was not executed - this section is therefore empty.

6.4 Ligands

EDS was not executed - this section is therefore empty.

6.5 Other polymers

EDS was not executed - this section is therefore empty.