



# Full wwPDB X-ray Structure Validation Report ⓘ

Jan 2, 2024 – 06:35 pm GMT

PDB ID : 5E7K  
Title : Structure of T. thermophilus 70S ribosome complex with mRNA and cognate tRNA<sup>Lys</sup> in the A-site  
Authors : Rozov, A.; Demeshkina, N.; Khusainov, I.; Yusupov, M.; Yusupova, G.  
Deposited on : 2015-10-12  
Resolution : 3.20 Å (reported)

This is a Full wwPDB X-ray Structure Validation Report for a publicly released PDB entry.

We welcome your comments at [validation@mail.wwpdb.org](mailto:validation@mail.wwpdb.org)

A user guide is available at

<https://www.wwpdb.org/validation/2017/XrayValidationReportHelp>

with specific help available everywhere you see the ⓘ symbol.

The types of validation reports are described at

<http://www.wwpdb.org/validation/2017/FAQs#types>.

---

The following versions of software and data (see [references ⓘ](#)) were used in the production of this report:

MolProbity : 4.02b-467  
Mogul : 1.8.4, CSD as541be (2020)  
Xtriage (Phenix) : 1.13  
EDS : 2.36  
Percentile statistics : 20191225.v01 (using entries in the PDB archive December 25th 2019)  
Refmac : 5.8.0158  
CCP4 : 7.0.044 (Gargrove)  
Ideal geometry (proteins) : Engh & Huber (2001)  
Ideal geometry (DNA, RNA) : Parkinson et al. (1996)  
Validation Pipeline (wwPDB-VP) : 2.36

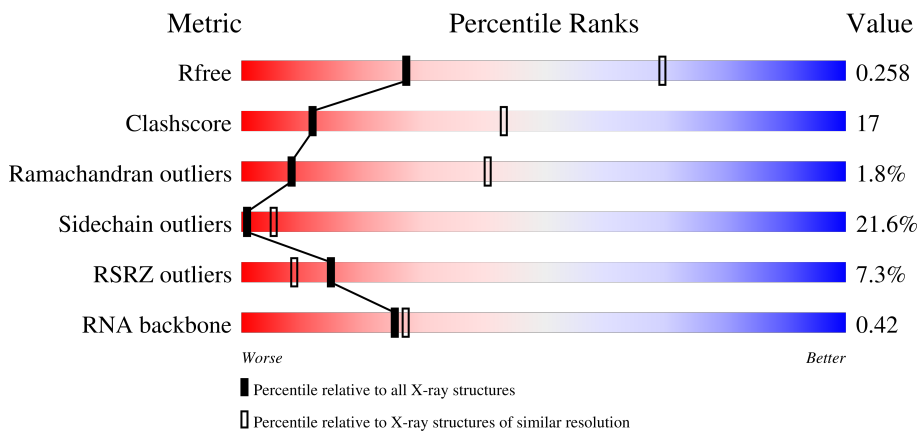
# 1 Overall quality at a glance i

The following experimental techniques were used to determine the structure:

*X-RAY DIFFRACTION*

The reported resolution of this entry is 3.20 Å.

Percentile scores (ranging between 0-100) for global validation metrics of the entry are shown in the following graphic. The table shows the number of entries on which the scores are based.











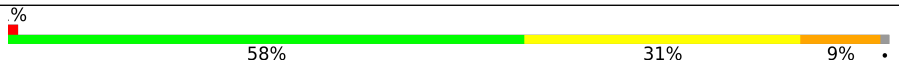

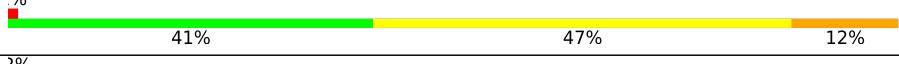
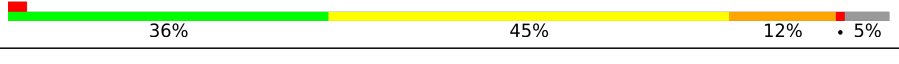
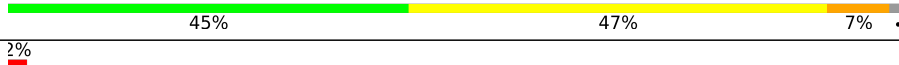

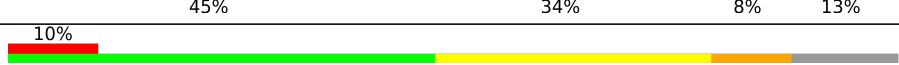
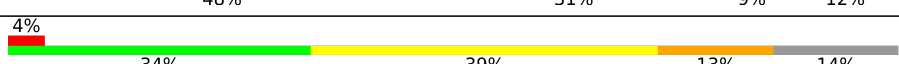
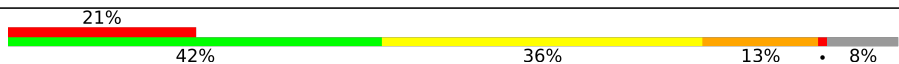








Metric	Whole archive (#Entries)	Similar resolution (#Entries, resolution range(Å))
$R_{free}$	130704	1133 (3.20-3.20)
Clashscore	141614	1253 (3.20-3.20)
Ramachandran outliers	138981	1234 (3.20-3.20)
Sidechain outliers	138945	1233 (3.20-3.20)
RSRZ outliers	127900	1095 (3.20-3.20)
RNA backbone	3102	1010 (3.50-2.90)

The table below summarises the geometric issues observed across the polymeric chains and their fit to the electron density. The red, orange, yellow and green segments of the lower bar indicate the fraction of residues that contain outliers for  $\geq 3$ , 2, 1 and 0 types of geometric quality criteria respectively. A grey segment represents the fraction of residues that are not modelled. The numeric value for each fraction is indicated below the corresponding segment, with a dot representing fractions  $\leq 5\%$ . The upper red bar (where present) indicates the fraction of residues that have poor fit to the electron density. The numeric value is given above the bar.

Mol	Chain	Length	Quality of chain
1	13	1522	
1	1G	1522	
2	12	256	
2	1E	256	


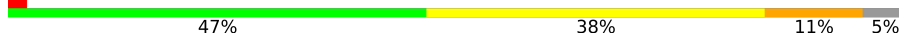













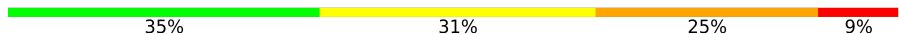

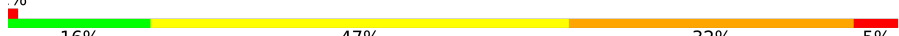






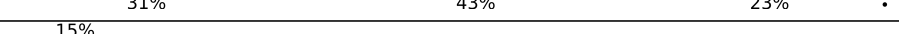
Continued on next page...

Continued from previous page...

Mol	Chain	Length	Quality of chain
3	22	239	
3	2E	239	
4	32	209	
4	3E	209	
5	42	162	
5	4E	162	
6	52	101	
6	5E	101	
7	62	156	
7	6E	156	
8	72	138	
8	7E	138	
9	82	128	
9	8E	128	
10	1A	105	
10	1I	105	
11	2A	129	
11	2I	129	
12	3A	132	
12	3I	132	
13	4A	126	
13	4I	126	
14	5A	61	
14	5I	61	
15	6A	89	

Continued on next page...

Continued from previous page...

Mol	Chain	Length	Quality of chain
15	6I	89	
16	7A	88	
16	7I	88	
17	8A	105	
17	8I	105	
18	9A	88	
18	9I	88	
19	AA	93	
19	AI	93	
20	BA	106	
20	BI	106	
21	1B	27	
21	1F	27	
22	1K	75	
23	2K	77	
23	2L	77	
24	3K	76	
25	4K	27	
25	4L	27	
26	14	2917	
26	1H	2917	
27	16	122	
27	1J	122	
28	71	229	
28	79	229	



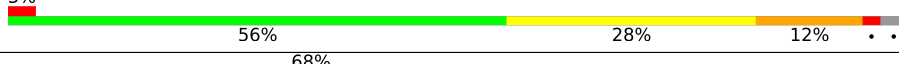





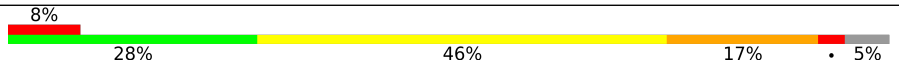

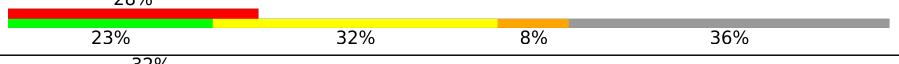
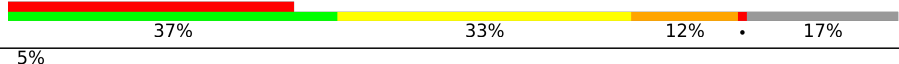


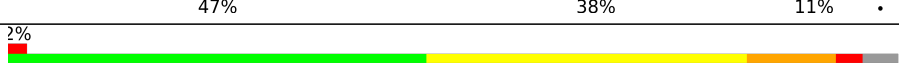
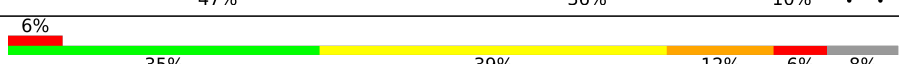
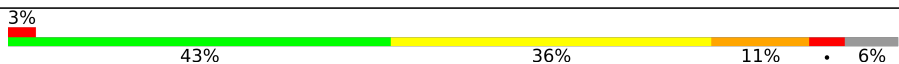

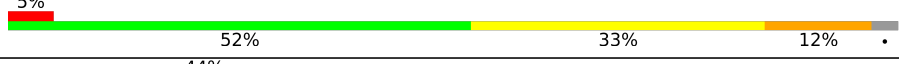






Continued on next page...

Continued from previous page...

Mol	Chain	Length	Quality of chain
29	11	276	50% 33% 11% 4% ..
29	19	276	49% 39% 11% 4% ..
30	21	206	47% 38% 11% 17% ..
30	29	206	44% 38% 16% 18% ..
31	31	210	47% 40% 9% 10% ..
31	39	210	42% 43% 11% 16% ..
32	41	182	38% 47% 13% 21% ..
32	49	182	48% 41% 10% 23% ..
33	51	180	44% 36% 12% 5% 5%
33	59	180	13% 22% 6% 4% 59%
34	61	148	45% 41% 10% 24% ..
34	69	148	45% 41% 10% 29% ..
35	15	140	57% 30% 11% 40% ..
35	58	140	50% 39% 9% 4% ..
36	25	122	56% 38% 7%
36	68	122	54% 38% 8% 2%
37	35	150	39% 43% 15% 5% ..
37	78	150	37% 39% 19% 2% ..
38	45	141	43% 40% 13% 49% ..
38	88	141	52% 36% 9% 22%
39	55	118	44% 50% 5%
39	98	118	42% 46% 11% 8%
40	65	112	35% 46% 16% 4% ..
40	A8	112	41% 46% 12% 58% ..
41	75	146	49% 33% 10% 2% 9%


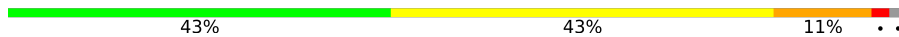

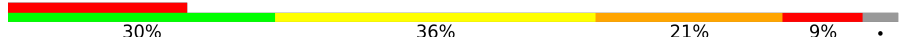
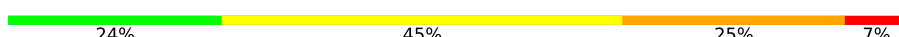
Continued on next page...

Continued from previous page...

Mol	Chain	Length	Quality of chain
41	B8	146	
42	85	118	
42	C8	118	
43	95	101	
43	D8	101	
44	A5	113	
44	E8	113	
45	B5	96	
45	F8	96	
46	C5	110	
46	G8	110	
47	D5	206	
47	H8	206	
48	E5	85	
48	I8	85	
49	F5	98	
49	J8	98	
50	G5	72	
50	K8	72	
51	H5	60	
51	L8	60	
52	M8	71	
53	J5	60	
53	N8	60	
54	L5	49	

Continued on next page...

Continued from previous page...

Mol	Chain	Length	Quality of chain
54	P8	49	
55	M5	65	
55	Q8	65	
56	1L	76	
57	3L	76	

The following table lists non-polymeric compounds, carbohydrate monomers and non-standard residues in protein, DNA, RNA chains that are outliers for geometric or electron-density-fit criteria:

Mol	Type	Chain	Res	Chirality	Geometry	Clashes	Electron density
58	MG	13	1603	-	-	-	X
58	MG	13	1630	-	-	-	X
58	MG	13	1641	-	-	-	X
58	MG	13	1644	-	-	-	X
58	MG	13	1653	-	-	-	X
58	MG	13	1659	-	-	-	X
58	MG	13	1672	-	-	-	X
58	MG	13	1689	-	-	-	X
58	MG	13	1694	-	-	-	X
58	MG	13	1695	-	-	-	X
58	MG	13	1704	-	-	-	X
58	MG	14	3017	-	-	-	X
58	MG	14	3018	-	-	-	X
58	MG	14	3019	-	-	-	X
58	MG	14	3029	-	-	-	X
58	MG	14	3034	-	-	-	X
58	MG	14	3037	-	-	-	X
58	MG	14	3052	-	-	-	X
58	MG	14	3068	-	-	-	X
58	MG	14	3073	-	-	-	X
58	MG	14	3080	-	-	-	X
58	MG	14	3085	-	-	-	X
58	MG	14	3089	-	-	-	X
58	MG	14	3108	-	-	-	X
58	MG	14	3117	-	-	-	X
58	MG	14	3129	-	-	-	X
58	MG	14	3144	-	-	-	X
58	MG	14	3150	-	-	-	X

Continued on next page...

*Continued from previous page...*

Mol	Type	Chain	Res	Chirality	Geometry	Clashes	Electron density
58	MG	14	3153	-	-	-	X
58	MG	14	3155	-	-	-	X
58	MG	14	3181	-	-	-	X
58	MG	14	3182	-	-	-	X
58	MG	14	3183	-	-	-	X
58	MG	14	3185	-	-	-	X
58	MG	14	3186	-	-	-	X
58	MG	14	3187	-	-	-	X
58	MG	14	3188	-	-	-	X
58	MG	14	3190	-	-	-	X
58	MG	14	3191	-	-	-	X
58	MG	14	3227	-	-	-	X
58	MG	14	3229	-	-	-	X
58	MG	14	3234	-	-	-	X
58	MG	14	3243	-	-	-	X
58	MG	14	3250	-	-	-	X
58	MG	14	3251	-	-	-	X
58	MG	14	3257	-	-	-	X
58	MG	14	3259	-	-	-	X
58	MG	14	3260	-	-	-	X
58	MG	14	3261	-	-	-	X
58	MG	14	3264	-	-	-	X
58	MG	14	3265	-	-	-	X
58	MG	14	3268	-	-	-	X
58	MG	14	3269	-	-	-	X
58	MG	14	3280	-	-	-	X
58	MG	14	3282	-	-	-	X
58	MG	14	3288	-	-	-	X
58	MG	14	3293	-	-	-	X
58	MG	14	3297	-	-	-	X
58	MG	14	3302	-	-	-	X
58	MG	14	3304	-	-	-	X
58	MG	14	3308	-	-	-	X
58	MG	14	3313	-	-	-	X
58	MG	1G	1603	-	-	-	X
58	MG	1G	1604	-	-	-	X
58	MG	1G	1649	-	-	-	X
58	MG	1G	1666	-	-	-	X
58	MG	1G	1672	-	-	-	X
58	MG	1H	3016	-	-	-	X
58	MG	1H	3024	-	-	-	X
58	MG	1H	3031	-	-	-	X

*Continued on next page...*



*Continued from previous page...*

Mol	Type	Chain	Res	Chirality	Geometry	Clashes	Electron density
58	MG	1H	3032	-	-	-	X
58	MG	1H	3033	-	-	-	X
58	MG	1H	3035	-	-	-	X
58	MG	1H	3036	-	-	-	X
58	MG	1H	3043	-	-	-	X
58	MG	1H	3087	-	-	-	X
58	MG	1H	3122	-	-	-	X
58	MG	1H	3142	-	-	-	X
58	MG	1H	3154	-	-	-	X
58	MG	1H	3167	-	-	-	X
58	MG	1H	3171	-	-	-	X
58	MG	1H	3175	-	-	-	X
58	MG	1H	3180	-	-	-	X
58	MG	1H	3197	-	-	-	X
58	MG	1H	3201	-	-	-	X
58	MG	1H	3207	-	-	-	X
58	MG	1H	3224	-	-	-	X
58	MG	1H	3228	-	-	-	X
58	MG	1H	3254	-	-	-	X
58	MG	1H	3268	-	-	-	X
58	MG	1H	3278	-	-	-	X
58	MG	1H	3279	-	-	-	X
58	MG	1H	3282	-	-	-	X
58	MG	1H	3284	-	-	-	X
58	MG	1H	3285	-	-	-	X
58	MG	1H	3288	-	-	-	X
58	MG	1H	3301	-	-	-	X
58	MG	1H	3309	-	-	-	X
58	MG	1H	3315	-	-	-	X
58	MG	1H	3324	-	-	-	X
58	MG	1H	3327	-	-	-	X
58	MG	1H	3328	-	-	-	X
58	MG	1H	3331	-	-	-	X
58	MG	1H	3342	-	-	-	X
58	MG	29	302	-	-	-	X
58	MG	2K	102	-	-	-	X
58	MG	2K	103	-	-	-	X
58	MG	2L	102	-	-	-	X
58	MG	E5	101	-	-	-	X
59	SF4	32	301	-	-	X	-

## 2 Entry composition i

There are 61 unique types of molecules in this entry. The entry contains 294444 atoms, of which 0 are hydrogens and 0 are deuteriums.

In the tables below, the ZeroOcc column contains the number of atoms modelled with zero occupancy, the AltConf column contains the number of residues with at least one atom in alternate conformation and the Trace column contains the number of residues modelled with at most 2 atoms.

- Molecule 1 is a RNA chain called 16S rRNA.

Mol	Chain	Residues	Atoms					ZeroOcc	AltConf	Trace
			Total	C	N	O	P			
1	13	1496	Total 32157	C 14313	N 5960	O 10388	P 1496	0	0	0
1	1G	1507	Total 32391	C 14418	N 6004	O 10463	P 1506	0	0	0

There are 6 discrepancies between the modelled and reference sequences:

Chain	Residue	Modelled	Actual	Comment	Reference
13	1542	G	-	expression tag	GB 55771382
13	1543	C	-	expression tag	GB 55771382
13	1544	U	-	expression tag	GB 55771382
1G	1542	G	-	expression tag	GB 55771382
1G	1543	C	-	expression tag	GB 55771382
1G	1544	U	-	expression tag	GB 55771382

- Molecule 2 is a protein called 30S ribosomal protein S2.

Mol	Chain	Residues	Atoms					ZeroOcc	AltConf	Trace
			Total	C	N	O	S			
2	1E	231	Total 1874	C 1199	N 334	O 336	S 5	0	0	0
2	12	210	Total 1721	C 1100	N 309	O 308	S 4	0	0	0

- Molecule 3 is a protein called 30S ribosomal protein S3.

Mol	Chain	Residues	Atoms					ZeroOcc	AltConf	Trace
			Total	C	N	O	S			
3	2E	205	Total 1605	C 1011	N 313	O 280	S 1	0	0	0
3	22	196	Total 1541	C 975	N 298	O 267	S 1	0	0	0

- Molecule 4 is a protein called 30S ribosomal protein S4.

Mol	Chain	Residues	Atoms					ZeroOcc	AltConf	Trace
4	3E	207	Total	C	N	O	S	0	0	0
			1698	1064	338	289	7			
4	32	208	Total	C	N	O	S	0	0	0
			1702	1066	339	290	7			

- Molecule 5 is a protein called 30S ribosomal protein S5.

Mol	Chain	Residues	Atoms					ZeroOcc	AltConf	Trace
5	4E	149	Total	C	N	O	S	0	0	0
			1142	722	216	200	4			
5	42	148	Total	C	N	O	S	0	0	0
			1134	718	215	197	4			

- Molecule 6 is a protein called 30S ribosomal protein S6.

Mol	Chain	Residues	Atoms					ZeroOcc	AltConf	Trace
6	5E	100	Total	C	N	O	S	0	0	0
			837	528	154	152	3			
6	52	101	Total	C	N	O	S	0	0	0
			842	531	155	153	3			

- Molecule 7 is a protein called 30S ribosomal protein S7.

Mol	Chain	Residues	Atoms					ZeroOcc	AltConf	Trace
7	6E	154	Total	C	N	O	S	0	0	0
			1242	770	250	216	6			
7	62	138	Total	C	N	O	S	0	0	0
			1110	689	221	194	6			

- Molecule 8 is a protein called 30S ribosomal protein S8.

Mol	Chain	Residues	Atoms					ZeroOcc	AltConf	Trace
8	7E	138	Total	C	N	O	S	0	0	0
			1115	705	215	192	3			
8	72	137	Total	C	N	O	S	0	0	0
			1107	700	214	191	2			

- Molecule 9 is a protein called 30S ribosomal protein S9.

Mol	Chain	Residues	Atoms				ZeroOcc	AltConf	Trace
9	8E	126	Total	C	N	O	0	0	0
			1000	634	196	170			

*Continued on next page...*

*Continued from previous page...*

Mol	Chain	Residues	Atoms				ZeroOcc	AltConf	Trace
9	82	121	Total	C	N	O	0	0	0
			953	605	186	162			

- Molecule 10 is a protein called 30S ribosomal protein S10.

Mol	Chain	Residues	Atoms					ZeroOcc	AltConf	Trace
10	1I	91	Total	C	N	O	S	0	0	0
			734	459	144	130	1			
10	1A	80	Total	C	N	O		0	0	0
			646	403	129	114				

- Molecule 11 is a protein called 30S ribosomal protein S11.

Mol	Chain	Residues	Atoms					ZeroOcc	AltConf	Trace
11	2I	111	Total	C	N	O	S	0	0	0
			823	512	154	154	3			
11	2A	113	Total	C	N	O	S	0	0	0
			835	520	156	156	3			

- Molecule 12 is a protein called 30S ribosomal protein S12.

Mol	Chain	Residues	Atoms					ZeroOcc	AltConf	Trace
12	3I	122	Total	C	N	O	S	0	0	0
			956	603	193	159	1			
12	3A	122	Total	C	N	O	S	0	0	0
			956	603	193	159	1			

- Molecule 13 is a protein called 30S ribosomal protein S13.

Mol	Chain	Residues	Atoms					ZeroOcc	AltConf	Trace
13	4I	119	Total	C	N	O	S	0	0	0
			942	582	194	164	2			
13	4A	111	Total	C	N	O	S	0	0	0
			893	552	183	156	2			

- Molecule 14 is a protein called 30S ribosomal protein S14 type Z.

Mol	Chain	Residues	Atoms					ZeroOcc	AltConf	Trace
14	5I	60	Total	C	N	O	S	0	0	0
			491	312	104	71	4			
14	5A	59	Total	C	N	O	S	0	0	0
			486	309	103	70	4			

- Molecule 15 is a protein called 30S ribosomal protein S15.

Mol	Chain	Residues	Atoms					ZeroOcc	AltConf	Trace
15	6I	87	Total	C	N	O	S	0	0	0
			729	457	146	124	2			
15	6A	88	Total	C	N	O	S	0	0	0
			733	459	147	125	2			

- Molecule 16 is a protein called 30S ribosomal protein S16.

Mol	Chain	Residues	Atoms					ZeroOcc	AltConf	Trace
16	7I	83	Total	C	N	O	S	0	0	0
			700	443	139	117	1			
16	7A	84	Total	C	N	O	S	0	0	0
			705	446	140	118	1			

- Molecule 17 is a protein called 30S ribosomal protein S17.

Mol	Chain	Residues	Atoms					ZeroOcc	AltConf	Trace
17	8I	100	Total	C	N	O	S	0	0	0
			834	534	155	143	2			
17	8A	99	Total	C	N	O	S	0	0	0
			823	528	151	142	2			

- Molecule 18 is a protein called 30S ribosomal protein S18.

Mol	Chain	Residues	Atoms				ZeroOcc	AltConf	Trace
18	9I	68	Total	C	N	O	0	0	0
			549	352	105	92			
18	9A	67	Total	C	N	O	0	0	0
			544	349	104	91			

- Molecule 19 is a protein called 30S ribosomal protein S19.

Mol	Chain	Residues	Atoms					ZeroOcc	AltConf	Trace
19	AI	81	Total	C	N	O	S	0	0	0
			654	417	122	113	2			
19	AA	62	Total	C	N	O	S	0	0	0
			481	306	85	88	2			

- Molecule 20 is a protein called 30S ribosomal protein S20.

Mol	Chain	Residues	Atoms					ZeroOcc	AltConf	Trace
20	BI	97	Total	C	N	O	S	0	0	0
			746	461	157	126	2			
20	BA	99	Total	C	N	O	S	0	0	0
			762	470	162	128	2			

- Molecule 21 is a protein called 30S ribosomal protein Thx.

Mol	Chain	Residues	Atoms				ZeroOcc	AltConf	Trace
21	1F	23	Total	C	N	O	0	0	0
			199	122	48	29			
21	1B	22	Total	C	N	O	0	0	0
			188	116	44	28			

- Molecule 22 is a RNA chain called tRNA<sup>Lys</sup>.

Mol	Chain	Residues	Atoms					ZeroOcc	AltConf	Trace	
22	1K	71	Total	C	N	O	P	S	0	0	0
			1520	681	264	503	71	1			

There is a discrepancy between the modelled and reference sequences:

Chain	Residue	Modelled	Actual	Comment	Reference
1K	?	-	G	deletion	GB 836716955

- Molecule 23 is a RNA chain called tRNA<sup>fMet</sup>.

Mol	Chain	Residues	Atoms					ZeroOcc	AltConf	Trace	
23	2K	77	Total	C	N	O	P	S	0	0	0
			1646	735	297	536	77	1			
23	2L	77	Total	C	N	O	P	S	0	0	0
			1646	735	297	536	77	1			

- Molecule 24 is a RNA chain called tRNA<sup>Lys</sup>.

Mol	Chain	Residues	Atoms					ZeroOcc	AltConf	Trace
24	3K	76	Total	C	N	O	P	0	0	0
			1611	721	281	534	75			

- Molecule 25 is a RNA chain called mRNA.

Mol	Chain	Residues	Atoms					ZeroOcc	AltConf	Trace
25	4K	19	Total	C	N	O	P	0	0	0
			419	188	89	123	19			

*Continued on next page...*

*Continued from previous page...*

Mol	Chain	Residues	Atoms					ZeroOcc	AltConf	Trace
			Total	C	N	O	P			
25	4L	18	397	178	84	117	18	0	0	0

- Molecule 26 is a RNA chain called 23S rRNA.

Mol	Chain	Residues	Atoms					ZeroOcc	AltConf	Trace
			Total	C	N	O	P			
26	1H	2833	61028	27159	11418	19618	2833	0	0	0
26	14	2861	61630	27429	11535	19806	2860	0	0	0

There are 14 discrepancies between the modelled and reference sequences:

Chain	Residue	Modelled	Actual	Comment	Reference
1H	161	U	UNK	conflict	GB 55771382
1H	654A	A	G	conflict	GB 55771382
1H	654E	C	G	conflict	GB 55771382
1H	654P	G	C	conflict	GB 55771382
1H	654T	A	C	conflict	GB 55771382
1H	1058	U	G	conflict	GB 55771382
1H	1080	A	C	conflict	GB 55771382
14	158	U	UNK	conflict	GB 55771382
14	654A	A	G	conflict	GB 55771382
14	654E	C	G	conflict	GB 55771382
14	654P	G	C	conflict	GB 55771382
14	654T	A	C	conflict	GB 55771382
14	1058	U	G	conflict	GB 55771382
14	1080	A	C	conflict	GB 55771382

- Molecule 27 is a RNA chain called 5S rRNA.

Mol	Chain	Residues	Atoms					ZeroOcc	AltConf	Trace
			Total	C	N	O	P			
27	16	122	2617	1166	486	844	121	0	0	0
27	1J	122	2617	1166	486	844	121	0	0	0

- Molecule 28 is a protein called 50S ribosomal protein L1.

Mol	Chain	Residues	Atoms					ZeroOcc	AltConf	Trace
			Total	C	N	O	S			
28	71	133	1033	651	194	187	1	0	0	0

*Continued on next page...*

Continued from previous page...

Mol	Chain	Residues	Atoms				ZeroOcc	AltConf	Trace
28	79	57	Total	C	N	O	0	0	0
			456	283	91	82			

- Molecule 29 is a protein called 50S ribosomal protein L2.

Mol	Chain	Residues	Atoms					ZeroOcc	AltConf	Trace
29	11	273	Total	C	N	O	S	0	0	0
			2120	1338	421	358	3			
29	19	274	Total	C	N	O	S	0	0	0
			2125	1341	422	359	3			

- Molecule 30 is a protein called 50S ribosomal protein L3.

Mol	Chain	Residues	Atoms					ZeroOcc	AltConf	Trace
30	21	203	Total	C	N	O	S	0	0	0
			1558	985	298	269	6			
30	29	204	Total	C	N	O	S	0	0	0
			1563	988	299	270	6			

- Molecule 31 is a protein called 50S ribosomal protein L4.

Mol	Chain	Residues	Atoms					ZeroOcc	AltConf	Trace
31	31	202	Total	C	N	O	S	0	0	0
			1585	1011	297	275	2			
31	39	204	Total	C	N	O	S	0	0	0
			1602	1022	299	279	2			

- Molecule 32 is a protein called 50S ribosomal protein L5.

Mol	Chain	Residues	Atoms					ZeroOcc	AltConf	Trace
32	41	179	Total	C	N	O	S	0	0	0
			1457	931	265	257	4			
32	49	179	Total	C	N	O	S	0	0	0
			1458	931	266	257	4			

- Molecule 33 is a protein called 50S ribosomal protein L6.

Mol	Chain	Residues	Atoms				ZeroOcc	AltConf	Trace	
33	51	171	Total	C	N	O	S	0	0	0
			1312	832	246	233	1			
33	59	73	Total	C	N	O		0	0	0
			568	356	116	96				



- Molecule 34 is a protein called 50S ribosomal protein L9.

Mol	Chain	Residues	Atoms					ZeroOcc	AltConf	Trace
			Total	C	N	O	S			
34	61	146	Total 1136	C 726	N 201	O 208	S 1	0	0	0
34	69	145	Total 1131	C 723	N 200	O 207	S 1	0	0	0

- Molecule 35 is a protein called 50S ribosomal protein L13.

Mol	Chain	Residues	Atoms					ZeroOcc	AltConf	Trace
			Total	C	N	O	S			
35	58	138	Total 1104	C 712	N 206	O 182	S 4	0	0	0
35	15	138	Total 1104	C 712	N 206	O 182	S 4	0	0	0

- Molecule 36 is a protein called 50S ribosomal protein L14.

Mol	Chain	Residues	Atoms					ZeroOcc	AltConf	Trace
			Total	C	N	O	S			
36	68	122	Total 932	C 588	N 171	O 169	S 4	0	0	0
36	25	122	Total 932	C 588	N 171	O 169	S 4	0	0	0

- Molecule 37 is a protein called 50S ribosomal protein L15.

Mol	Chain	Residues	Atoms					ZeroOcc	AltConf	Trace
			Total	C	N	O	S			
37	78	147	Total 1122	C 698	N 229	O 192	S 3	0	0	0
37	35	147	Total 1122	C 698	N 229	O 192	S 3	0	0	0

- Molecule 38 is a protein called 50S ribosomal protein L16.

Mol	Chain	Residues	Atoms					ZeroOcc	AltConf	Trace
			Total	C	N	O	S			
38	88	141	Total 1113	C 709	N 210	O 187	S 7	0	0	0
38	45	138	Total 1099	C 702	N 208	O 183	S 6	0	0	0

- Molecule 39 is a protein called 50S ribosomal protein L17.

Mol	Chain	Residues	Atoms					ZeroOcc	AltConf	Trace
39	98	118	Total	C	N	O	S	0	0	0
			967	604	203	159	1			
39	55	118	Total	C	N	O	S	0	0	0
			967	604	203	159	1			

- Molecule 40 is a protein called 50S ribosomal protein L18.

Mol	Chain	Residues	Atoms					ZeroOcc	AltConf	Trace
40	A8	111	Total	C	N	O	S	0	0	0
			881	556	176	149				
40	65	110	Total	C	N	O	S	0	0	0
			876	553	175	148				

- Molecule 41 is a protein called 50S ribosomal protein L19.

Mol	Chain	Residues	Atoms					ZeroOcc	AltConf	Trace
41	B8	133	Total	C	N	O	S	0	0	0
			1109	691	228	189	1			
41	75	133	Total	C	N	O	S	0	0	0
			1109	691	228	189	1			

- Molecule 42 is a protein called 50S ribosomal protein L20.

Mol	Chain	Residues	Atoms					ZeroOcc	AltConf	Trace
42	C8	115	Total	C	N	O	S	0	0	0
			950	603	199	147	1			
42	85	116	Total	C	N	O	S	0	0	0
			959	608	201	149	1			

- Molecule 43 is a protein called 50S ribosomal protein L21.

Mol	Chain	Residues	Atoms					ZeroOcc	AltConf	Trace
43	D8	100	Total	C	N	O	S	0	0	0
			774	499	141	133	1			
43	95	100	Total	C	N	O	S	0	0	0
			774	499	141	133	1			

- Molecule 44 is a protein called 50S ribosomal protein L22.

Mol	Chain	Residues	Atoms					ZeroOcc	AltConf	Trace
44	E8	112	Total	C	N	O	S	0	0	0
			890	560	175	153	2			

*Continued on next page...*

*Continued from previous page...*

Mol	Chain	Residues	Atoms					ZeroOcc	AltConf	Trace
			Total	C	N	O	S			
44	A5	113	899	566	177	154	2	0	0	0

- Molecule 45 is a protein called 50S ribosomal protein L23.

Mol	Chain	Residues	Atoms					ZeroOcc	AltConf	Trace
			Total	C	N	O	S			
45	F8	95	743	482	134	126	1	0	0	0
45	B5	94	735	477	133	125		0	0	0

- Molecule 46 is a protein called 50S ribosomal protein L24.

Mol	Chain	Residues	Atoms					ZeroOcc	AltConf	Trace
			Total	C	N	O	S			
46	G8	105	796	513	150	128	5	0	0	0
46	C5	104	794	510	152	127	5	0	0	0

- Molecule 47 is a protein called 50S ribosomal protein L25.

Mol	Chain	Residues	Atoms					ZeroOcc	AltConf	Trace
			Total	C	N	O	S			
47	H8	171	1373	876	247	247	3	0	0	0
47	D5	132	1074	691	193	188	2	0	0	0

- Molecule 48 is a protein called 50S ribosomal protein L27.

Mol	Chain	Residues	Atoms					ZeroOcc	AltConf	Trace
			Total	C	N	O	S			
48	I8	76	606	376	128	101	1	0	0	0
48	E5	77	608	375	129	103	1	0	0	0

- Molecule 49 is a protein called 50S ribosomal protein L28.

Mol	Chain	Residues	Atoms					ZeroOcc	AltConf	Trace
			Total	C	N	O	S			
49	J8	94	737	463	146	127	1	0	0	0
49	F5	94	737	463	146	127	1	0	0	0

- Molecule 50 is a protein called 50S ribosomal protein L29.

Mol	Chain	Residues	Atoms					ZeroOcc	AltConf	Trace
50	K8	68	Total	C	N	O	S	0	0	0
			568	352	115	100	1			
50	G5	66	Total	C	N	O	S	0	0	0
			558	346	113	98	1			

- Molecule 51 is a protein called 50S ribosomal protein L30.

Mol	Chain	Residues	Atoms				ZeroOcc	AltConf	Trace
51	L8	58	Total	C	N	O	0	0	0
			459	293	89	77			
51	H5	58	Total	C	N	O	0	0	0
			459	293	89	77			

- Molecule 52 is a protein called 50S ribosomal protein L31.

Mol	Chain	Residues	Atoms					ZeroOcc	AltConf	Trace
52	M8	47	Total	C	N	O	S	0	0	0
			366	234	61	66	5			

- Molecule 53 is a protein called 50S ribosomal protein L32.

Mol	Chain	Residues	Atoms					ZeroOcc	AltConf	Trace
53	N8	48	Total	C	N	O	S	0	0	0
			369	229	75	60	5			
53	J5	56	Total	C	N	O	S	0	0	0
			434	272	87	70	5			

- Molecule 54 is a protein called 50S ribosomal protein L34.

Mol	Chain	Residues	Atoms					ZeroOcc	AltConf	Trace
54	P8	47	Total	C	N	O	S	0	0	0
			401	246	99	54	2			
54	L5	47	Total	C	N	O	S	0	0	0
			401	246	99	54	2			

- Molecule 55 is a protein called 50S ribosomal protein L35.

Mol	Chain	Residues	Atoms					ZeroOcc	AltConf	Trace
55	Q8	64	Total	C	N	O	S	0	0	0
			516	331	102	81	2			

*Continued on next page...*

*Continued from previous page...*

Mol	Chain	Residues	Atoms					ZeroOcc	AltConf	Trace
			Total	C	N	O	S			
55	M5	64	516	331	102	81	2	0	0	0

- Molecule 56 is a RNA chain called tRNA<sup>Lys</sup>.

Mol	Chain	Residues	Atoms					ZeroOcc	AltConf	Trace	
			Total	C	N	O	P				S
56	1L	73	1563	700	271	518	73	1	0	0	0

- Molecule 57 is a RNA chain called tRNA<sup>Lys</sup>.

Mol	Chain	Residues	Atoms					ZeroOcc	AltConf	Trace
			Total	C	N	O	P			
57	3L	76	1612	722	281	534	75	0	0	0

- Molecule 58 is MAGNESIUM ION (three-letter code: MG) (formula: Mg).

Mol	Chain	Residues	Atoms		ZeroOcc	AltConf
58	13	132	Total	Mg	0	0
			132	132		
58	1E	1	Total	Mg	0	0
			1	1		
58	5E	1	Total	Mg	0	0
			1	1		
58	1K	1	Total	Mg	0	0
			1	1		
58	2K	3	Total	Mg	0	0
			3	3		
58	3K	1	Total	Mg	0	0
			1	1		
58	1H	467	Total	Mg	0	0
			467	467		
58	16	9	Total	Mg	0	0
			9	9		
58	21	2	Total	Mg	0	0
			2	2		
58	41	1	Total	Mg	0	0
			1	1		
58	78	1	Total	Mg	0	0
			1	1		
58	88	1	Total	Mg	0	0
			1	1		

*Continued on next page...*

*Continued from previous page...*

Mol	Chain	Residues	Atoms	ZeroOcc	AltConf
58	98	1	Total Mg 1 1	0	0
58	I8	3	Total Mg 3 3	0	0
58	J8	1	Total Mg 1 1	0	0
58	L8	1	Total Mg 1 1	0	0
58	P8	1	Total Mg 1 1	0	0
58	Q8	1	Total Mg 1 1	0	0
58	1G	90	Total Mg 90 90	0	0
58	6A	1	Total Mg 1 1	0	0
58	2L	2	Total Mg 2 2	0	0
58	14	399	Total Mg 399 399	0	0
58	1J	5	Total Mg 5 5	0	0
58	29	4	Total Mg 4 4	0	0
58	39	1	Total Mg 1 1	0	0
58	25	1	Total Mg 1 1	0	0
58	35	3	Total Mg 3 3	0	0
58	45	2	Total Mg 2 2	0	0
58	55	1	Total Mg 1 1	0	0
58	E5	1	Total Mg 1 1	0	0

- Molecule 59 is IRON/SULFUR CLUSTER (three-letter code: SF4) (formula: Fe<sub>4</sub>S<sub>4</sub>).



Mol	Chain	Residues	Atoms		ZeroOcc	AltConf
59	3E	1	Total	Fe S	0	0
			8	4 4		
59	32	1	Total	Fe S	0	0
			8	4 4		

- Molecule 60 is ZINC ION (three-letter code: ZN) (formula: Zn).

Mol	Chain	Residues	Atoms		ZeroOcc	AltConf
60	5I	1	Total	Zn	0	0
			1	1		
60	G8	1	Total	Zn	0	0
			1	1		
60	5A	1	Total	Zn	0	0
			1	1		
60	C5	1	Total	Zn	0	0
			1	1		

- Molecule 61 is water.

Mol	Chain	Residues	Atoms		ZeroOcc	AltConf
61	13	126	Total	O	0	0
			126	126		
61	3I	2	Total	O	0	0
			2	2		
61	5I	2	Total	O	0	0
			2	2		

*Continued on next page...*

*Continued from previous page...*

Mol	Chain	Residues	Atoms	ZeroOcc	AltConf
61	1K	8	Total O 8 8	0	0
61	3K	1	Total O 1 1	0	0
61	4K	2	Total O 2 2	0	0
61	1H	629	Total O 629 629	0	0
61	16	29	Total O 29 29	0	0
61	11	7	Total O 7 7	0	0
61	21	4	Total O 4 4	0	0
61	31	9	Total O 9 9	0	0
61	58	2	Total O 2 2	0	0
61	78	7	Total O 7 7	0	0
61	88	1	Total O 1 1	0	0
61	B8	1	Total O 1 1	0	0
61	E8	2	Total O 2 2	0	0
61	F8	1	Total O 1 1	0	0
61	G8	1	Total O 1 1	0	0
61	I8	3	Total O 3 3	0	0
61	L8	2	Total O 2 2	0	0
61	1G	78	Total O 78 78	0	0
61	32	1	Total O 1 1	0	0
61	5A	2	Total O 2 2	0	0
61	14	417	Total O 417 417	0	0

*Continued on next page...*



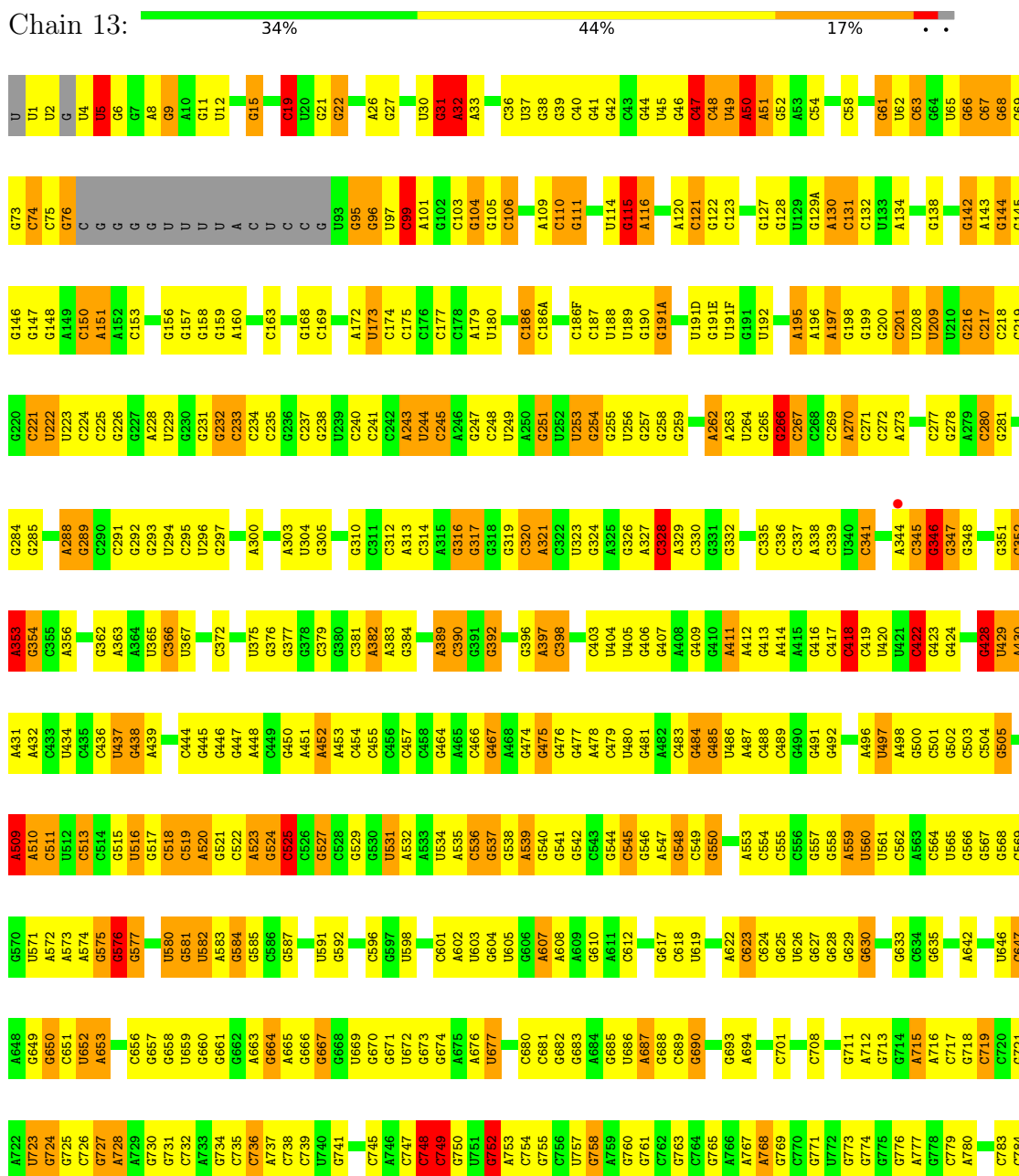
*Continued from previous page...*

<b>Mol</b>	<b>Chain</b>	<b>Residues</b>	<b>Atoms</b>	<b>ZeroOcc</b>	<b>AltConf</b>
61	1J	6	Total O 6 6	0	0
61	19	8	Total O 8 8	0	0
61	29	2	Total O 2 2	0	0
61	39	5	Total O 5 5	0	0
61	35	1	Total O 1 1	0	0
61	55	1	Total O 1 1	0	0
61	A5	1	Total O 1 1	0	0
61	H5	2	Total O 2 2	0	0

### 3 Residue-property plots

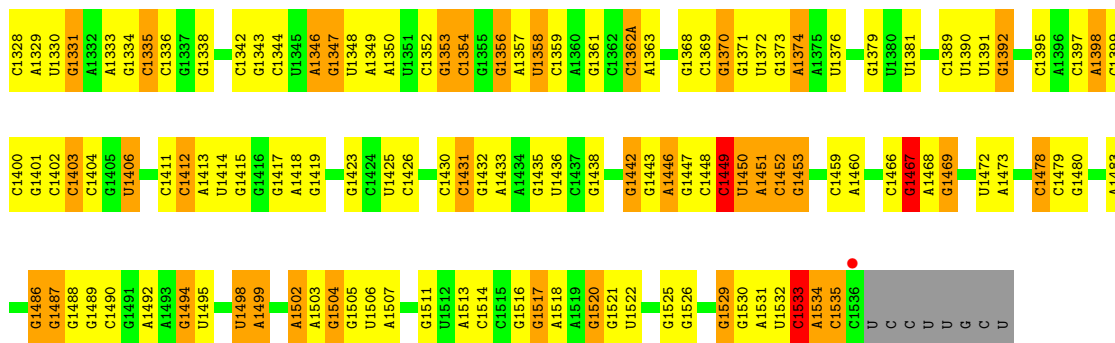
These plots are drawn for all protein, RNA, DNA and oligosaccharide chains in the entry. The first graphic for a chain summarises the proportions of the various outlier classes displayed in the second graphic. The second graphic shows the sequence view annotated by issues in geometry and electron density. Residues are color-coded according to the number of geometric quality criteria for which they contain at least one outlier: green = 0, yellow = 1, orange = 2 and red = 3 or more. A red dot above a residue indicates a poor fit to the electron density ( $RSRZ > 2$ ). Stretches of 2 or more consecutive residues without any outlier are shown as a green connector. Residues present in the sample, but not in the model, are shown in grey.

#### • Molecule 1: 16S rRNA

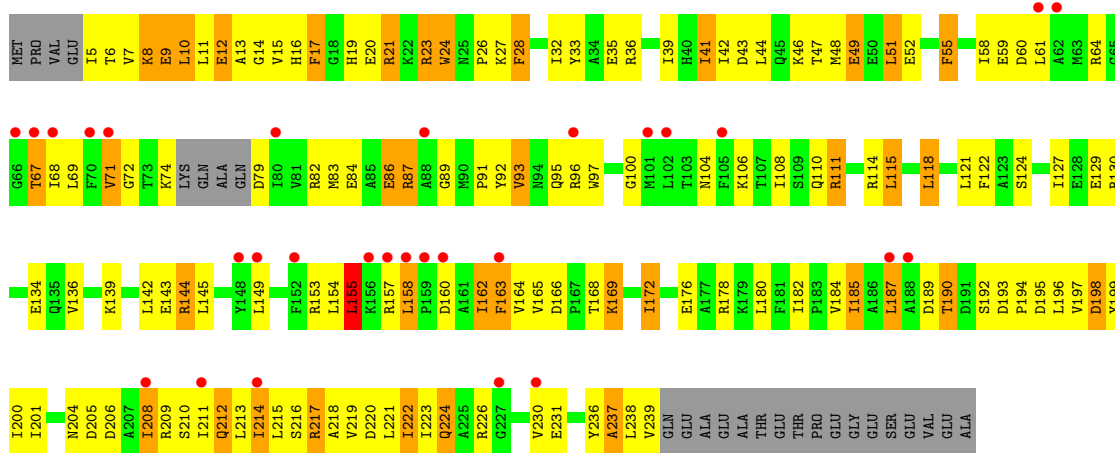




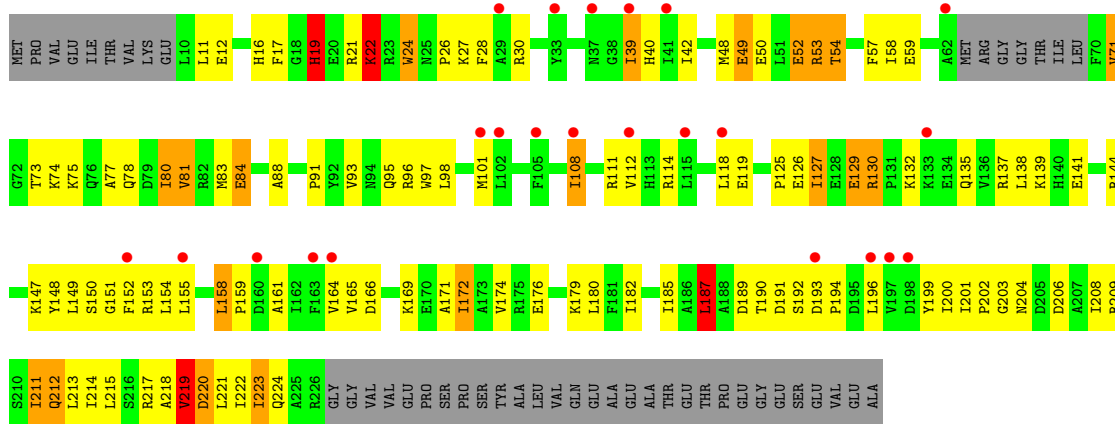
G1267	A1268	A1269	G1270	G1271	G1272	G1273	G1274	A1275	G1276	G1277	U1278	A1279	A1280	U1281	G1282	G1283	A1285	A1286	A1287	A1288	A1289	G1290	G1291	U1292	G1293	G1294	G1295	G1298	A1299	G1300	U1301	G1302	G1303	G1304	G1305	A1306	U1307	G1308	G1309	G1310	G1311	G1312	U1313	G1314	U1315	G1316	G1317	A1318	A1319	G1320	G1321	G1322	A1323	A1324	G1325	G1326	G1327		
C1200	A1201	G1202	C1203	A1204	U1205	G1206	G1207	C1208	C1209	G1210	U1211	U1212	A1213	G1214	G1215	G1216	C1217	C1218	U1219	G1220	G1221	G1222	G1223	G1224	A1225	C1226	C1227	C1228	C1237	A1238	U1240	G1241	C1242	C1243	C1244	A1245	C1246	U1247	A1248	C1249	A1250	A1251	A1252	G1253	C1254	G1255	U1256	A1257	A1258	A1259	C1260	G1261	C1262	G1263	G1264	U1265	G1266		
U1135	U1136	G1137	G1138	G1139	G1140	G1141	G1142	G1143	G1144	G1145	G1146	G1147	U1148	U1149	U1150	A1151	G1152	G1153	G1154	G1155	G1156	A1157	G1158	U1159	G1160	G1161	C1162	G1163	G1164	A1169	A1170	G1171	G1172	G1173	G1174	G1175	A1176	G1177	G1178	A1179	A1180	G1181	G1182	A1183	G1184	A1188	G1189	A1190	A1191	G1192	G1193	G1194	U1195	U1196	G1197	G1198	U1199		
U1061	U1062	C1063	G1064	U1065	C1066	A1067	G1068	C1069	U1070	C1071	G1072	U1073	C1076	U1077	A1080	G1081	G1084	U1085	G1086	A1087	G1088	A1089	U1090	G1092	C1093	C1096	C1100	A1101	A1102	C1103	G1104	A1105	G1106	C1107	G1108	C1109	A1110	G1111	C1112	C1113	C1114	C1118	C1119	U1122	A1123	G1124	A1125	C1126	G1127	C1128	C1129	C1132	C1133	G1134					
U999	A1000	G1001	G1002	G1003	A1004	A1005	C1006	C1007	G1008	U1009	G1010	A1014	A1015	A1016	G1017	U1020	G1021	G1023	G1024	U1025	U1026	C1027	C1028	A1028A	G1028B	G1029	G1030	G1031	A1032	G1032A	G1032B	G1033	G1036	C1037	C1038	C1039	U1040	A1041	U1042	C1043	G1047	G1048	U1049	C1051	U1052	G1053	G1054	U1055	U1056	G1057	G1058	C1059	C1060						
G933	C934	A935	G936	A937	C938	C939	G942	G945	A946	G947	C948	A949	U950	G953	G954	U955	U956	A958	A959	U960	U961	C962	G963	A964	A965	G966	C967	A968	A969	C970	G971	C972	G973	A974	A975	G976	A977	A978	C979	C980	U981	U982	A983	C984	C985	A986	U991	U992	G993	A994	C995	A996	U997	G998	C998A				
A768	G769	C770	G771	U772	C681	G682	G683	A684	A685	A686	U687	G688	G689	A690	U692	G693	A694	C701	A702	G706	G707	C708	G718	G719	C720	U723	G724	G725	C726	G731	C735	C736	G739	U740	G741	C748	C749	G750	G751	G752	A753	U835	U836	G837	C838	U841	C842	U843	G765										
A532	A533	U534	A535	G536	G537	G538	A539	G540	C541	G542	G546	A547	G548	C549	G550	U551	U552	C555	A559	U560	U561	C562	A563	C564	U565	G570	U571	A572	A573	A574	G575	G576	G577	U580	G581	U582	A583	G584	G585	C586	G587	G588	C589	C590	G664	A665	G666	G667	G668	U669	G670	G673							
C449	G450	A451	A452	A453	C454	C455	C456	C457	C458	G464	A465	C466	G467	A468	G474	G475	G484	G485	U404	U405	G406	G407	A408	G409	G410	A411	A412	G413	A414	A415	G416	C501	G502	C503	C504	G505	G506	C507	A509	A510	C511	G428	U429	A430	A431	A432	C433	U434	U437	G438	A439	A440	C442	C443	C444	G445	G446	U447	U531
G220	C221	U222	U223	C224	C225	G226	G227	A228	U229	G230	G316	G317	A321	G324	A325	G326	A327	A329	G332	G333	C334	C335	C336	C337	A344	C345	G346	G347	G350	G351	C352	A353	C354	C355	C266	A356	U359	A360	G361	C362	A363	A364	U365	C366	U367	U287	A288	G289	C290	C291	A373	A374	U375	C295	U296				



• Molecule 2: 30S ribosomal protein S2

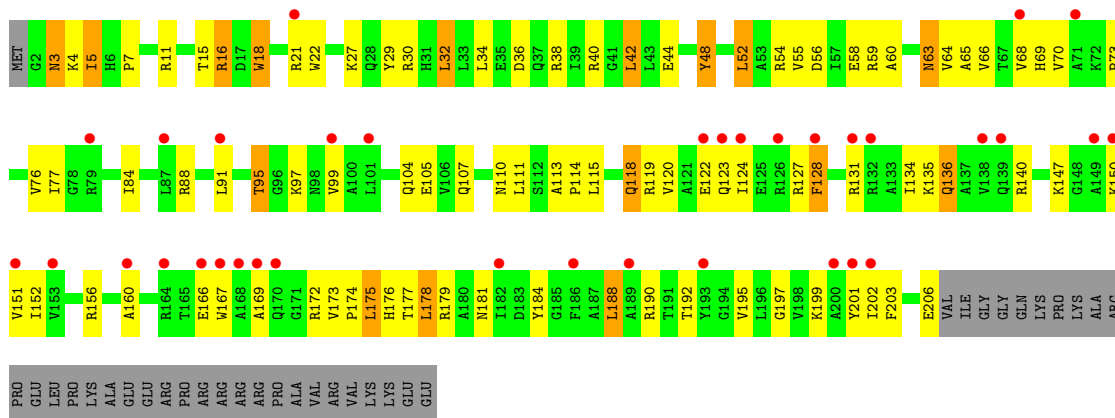


• Molecule 2: 30S ribosomal protein S2

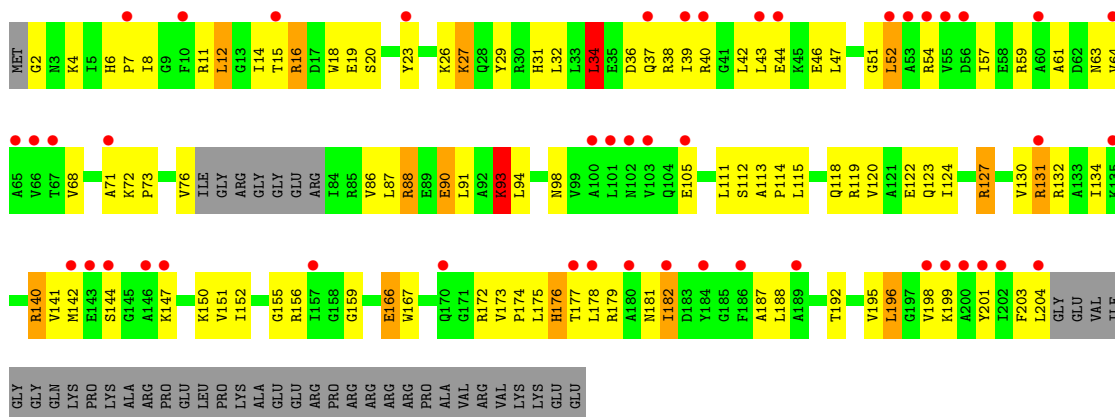
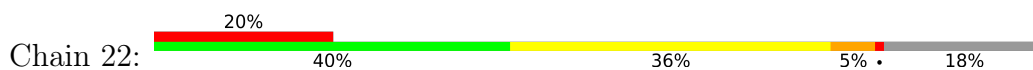


• Molecule 3: 30S ribosomal protein S3

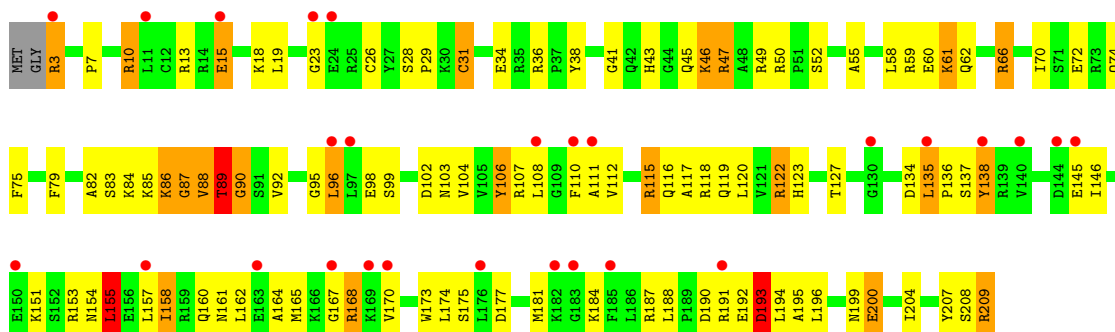




• Molecule 3: 30S ribosomal protein S3

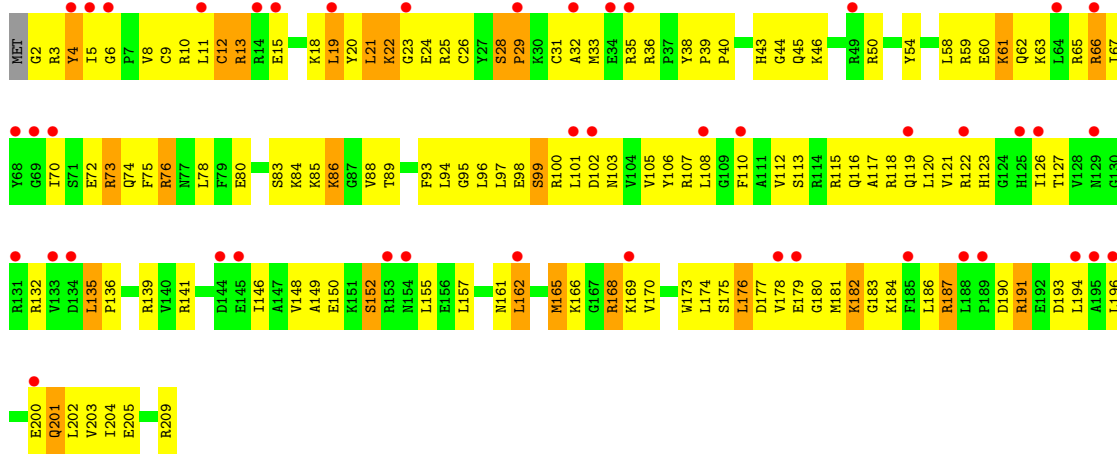


• Molecule 4: 30S ribosomal protein S4

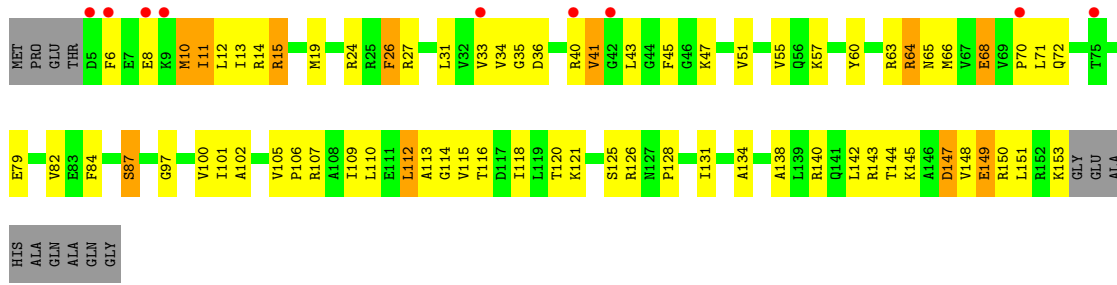


• Molecule 4: 30S ribosomal protein S4

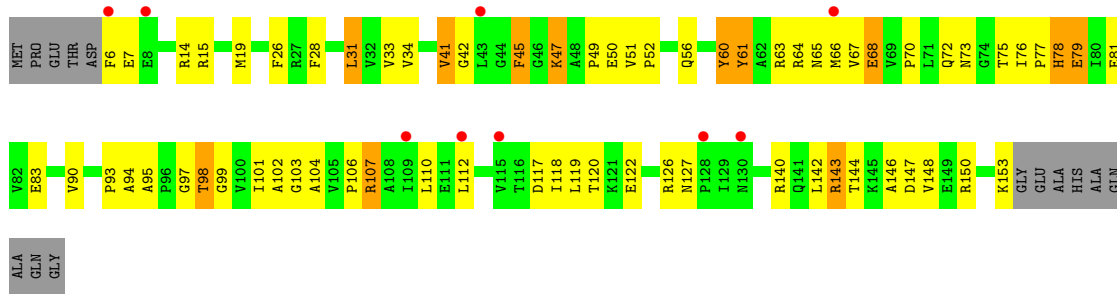




• Molecule 5: 30S ribosomal protein S5

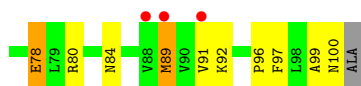


• Molecule 5: 30S ribosomal protein S5

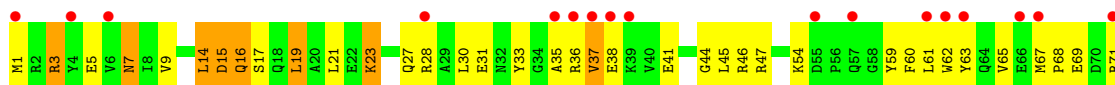


• Molecule 6: 30S ribosomal protein S6

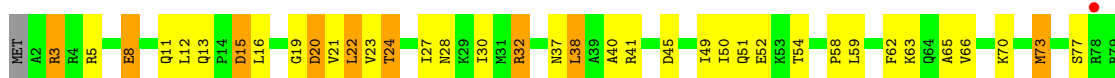




- Molecule 6: 30S ribosomal protein S6




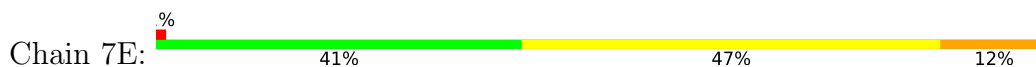
- Molecule 7: 30S ribosomal protein S7



- Molecule 7: 30S ribosomal protein S7

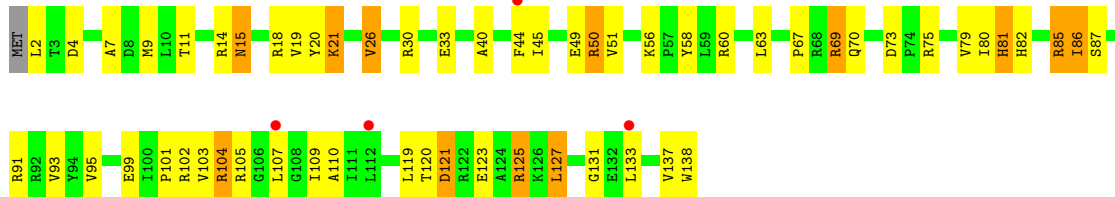


- Molecule 8: 30S ribosomal protein S8

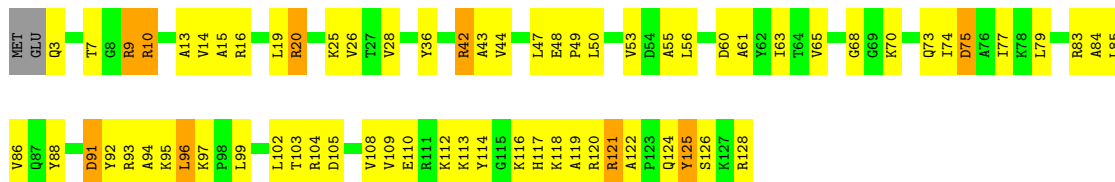


- Molecule 8: 30S ribosomal protein S8

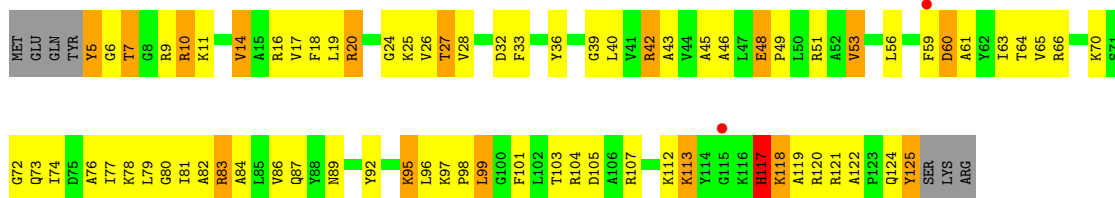




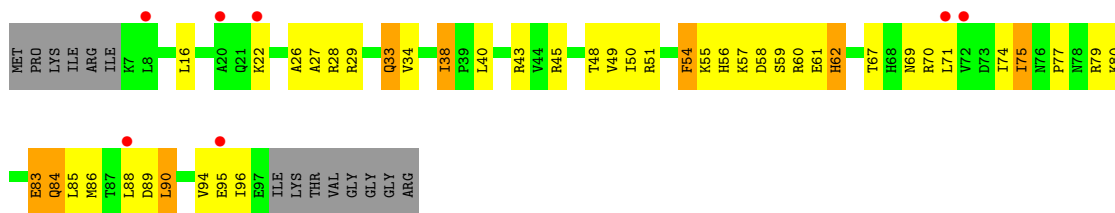
• Molecule 9: 30S ribosomal protein S9



• Molecule 9: 30S ribosomal protein S9



• Molecule 10: 30S ribosomal protein S10

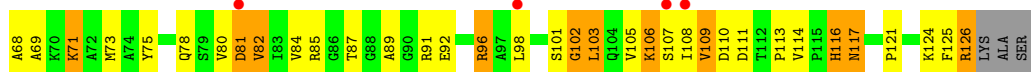


• Molecule 10: 30S ribosomal protein S10

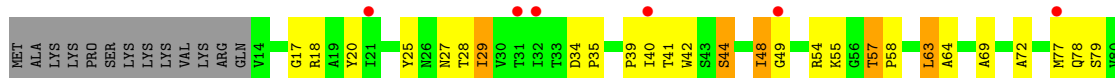




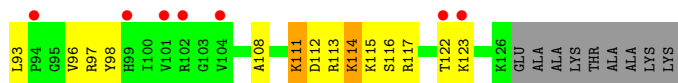
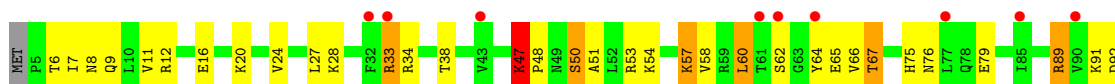
- Molecule 11: 30S ribosomal protein S11



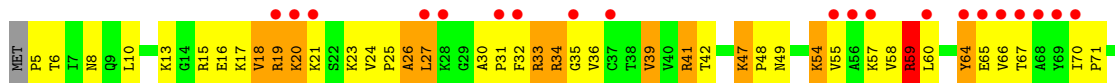
- Molecule 11: 30S ribosomal protein S11



- Molecule 12: 30S ribosomal protein S12

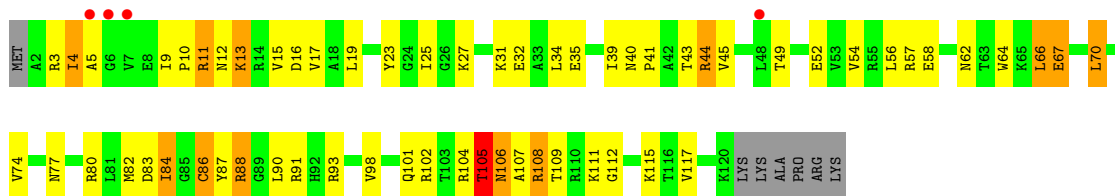


- Molecule 12: 30S ribosomal protein S12

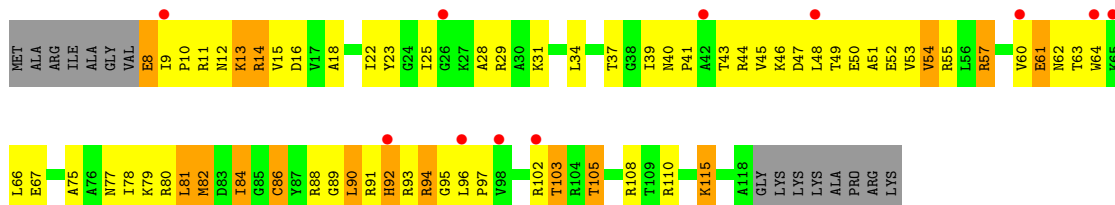


- Molecule 13: 30S ribosomal protein S13

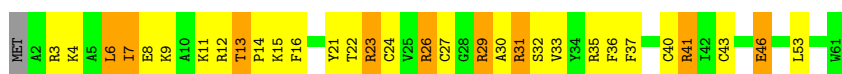




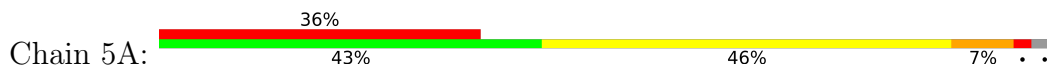
- Molecule 13: 30S ribosomal protein S13



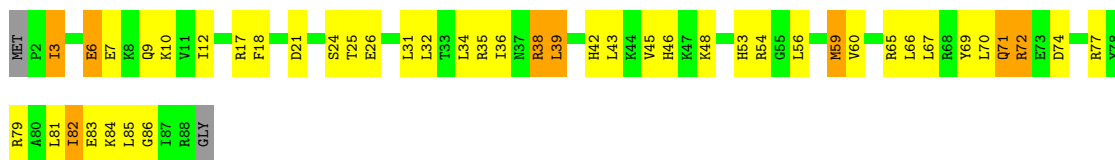
- Molecule 14: 30S ribosomal protein S14 type Z



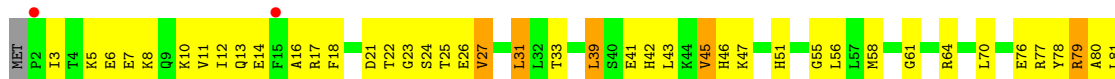
- Molecule 14: 30S ribosomal protein S14 type Z



- Molecule 15: 30S ribosomal protein S15

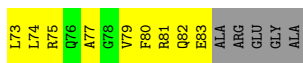
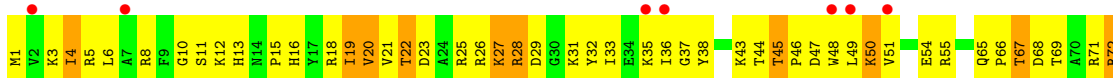


- Molecule 15: 30S ribosomal protein S15

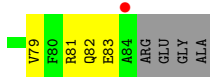




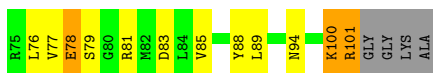
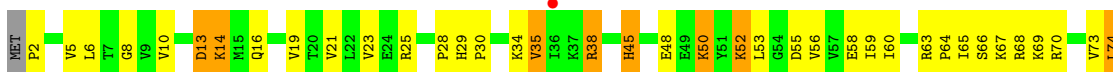
- Molecule 16: 30S ribosomal protein S16



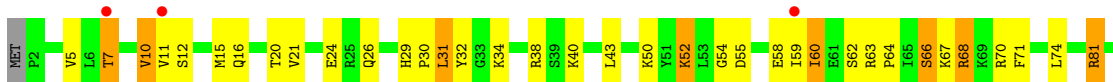
- Molecule 16: 30S ribosomal protein S16



- Molecule 17: 30S ribosomal protein S17



- Molecule 17: 30S ribosomal protein S17

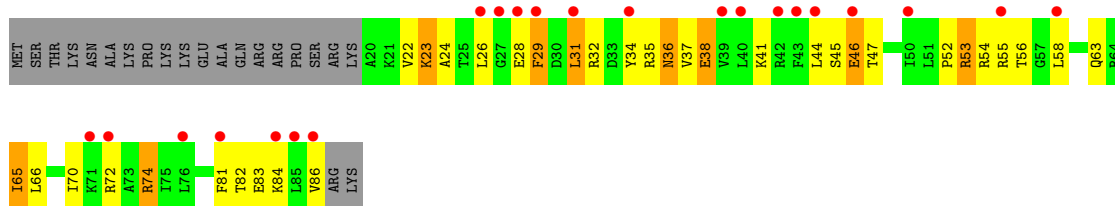


- Molecule 18: 30S ribosomal protein S18

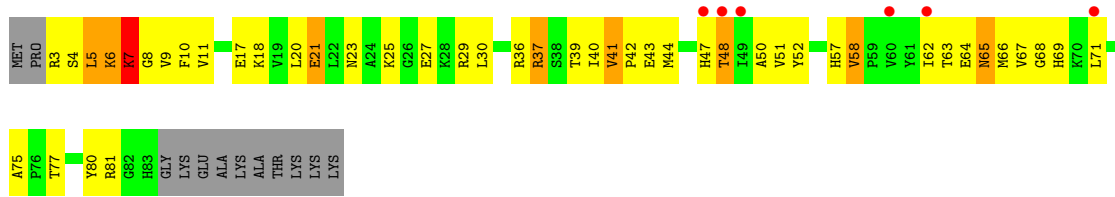




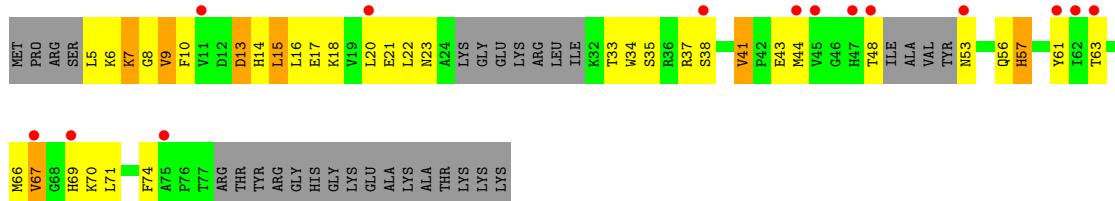
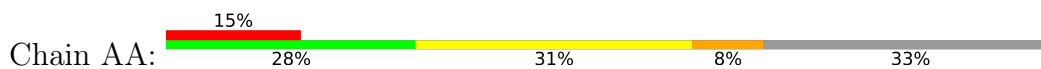
• Molecule 18: 30S ribosomal protein S18



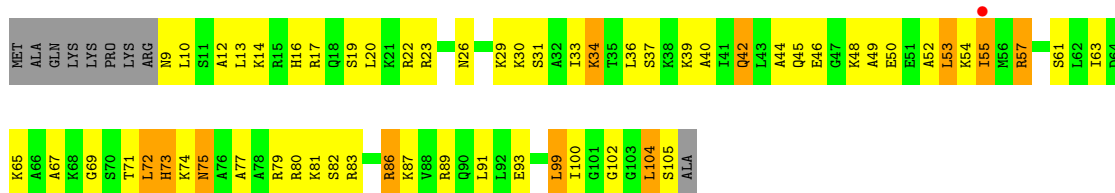

• Molecule 19: 30S ribosomal protein S19



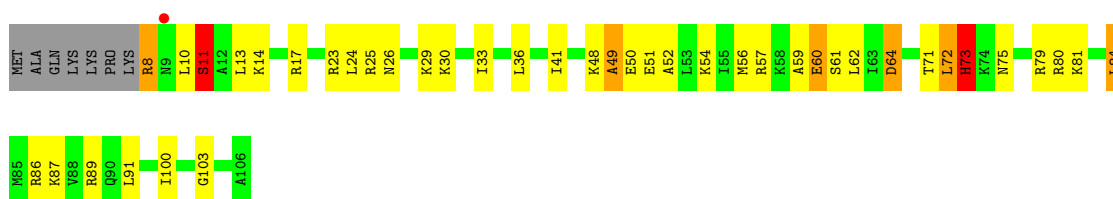
• Molecule 19: 30S ribosomal protein S19



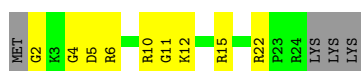
• Molecule 20: 30S ribosomal protein S20



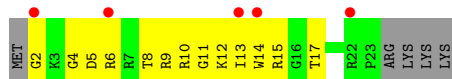
- Molecule 20: 30S ribosomal protein S20



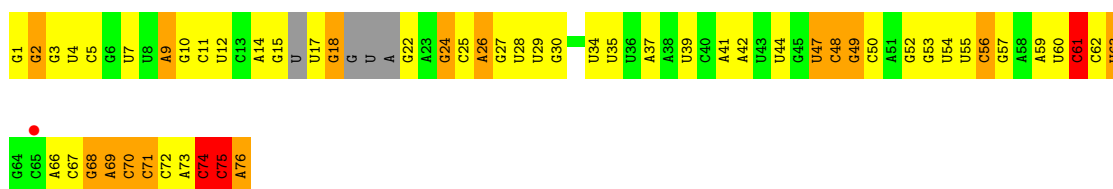
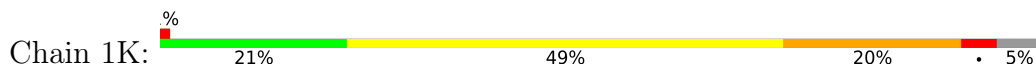
- Molecule 21: 30S ribosomal protein Thx



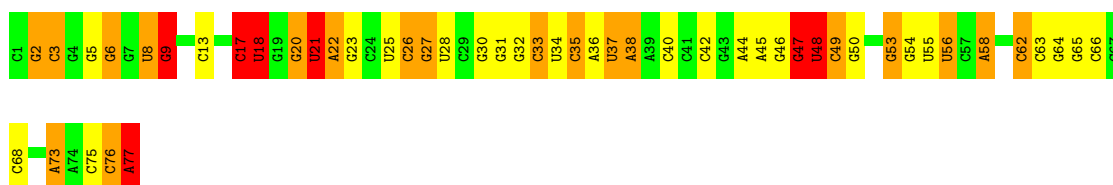
- Molecule 21: 30S ribosomal protein Thx



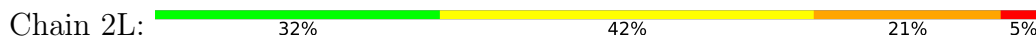
- Molecule 22: tRNA<sup>Lys</sup>

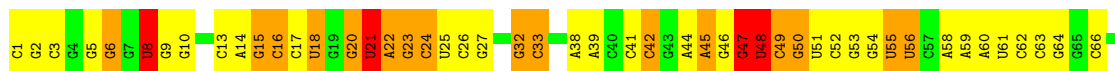


- Molecule 23: tRNA<sup>fMet</sup>

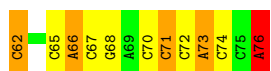
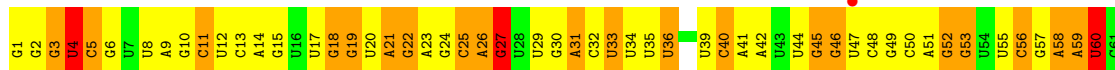
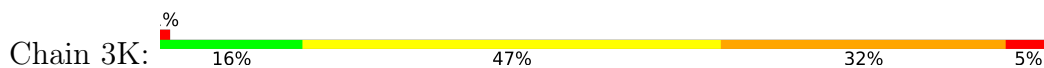


- Molecule 23: tRNA<sup>fMet</sup>






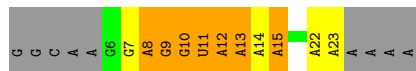
• Molecule 24: tRNA<sup>Lys</sup>



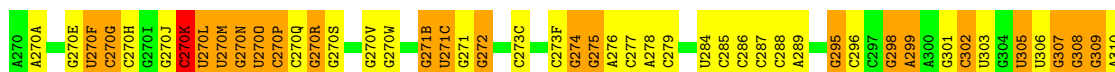
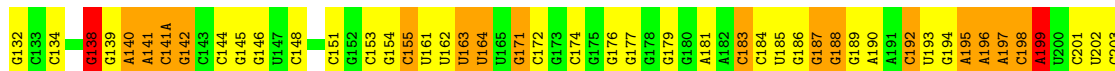
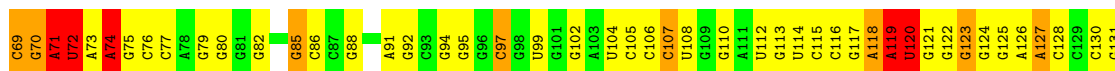
• Molecule 25: mRNA



• Molecule 25: mRNA



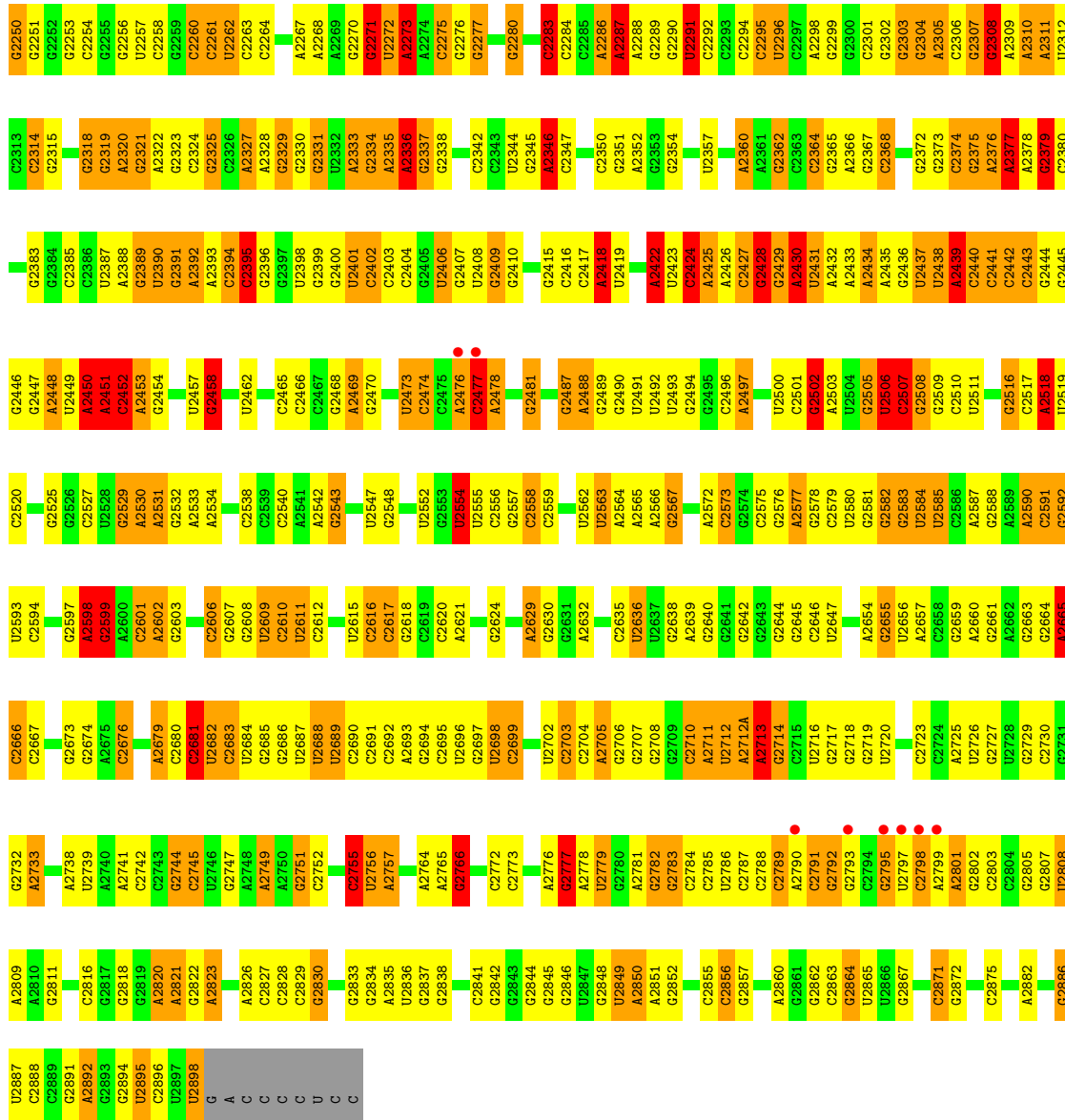
• Molecule 26: 23S rRNA



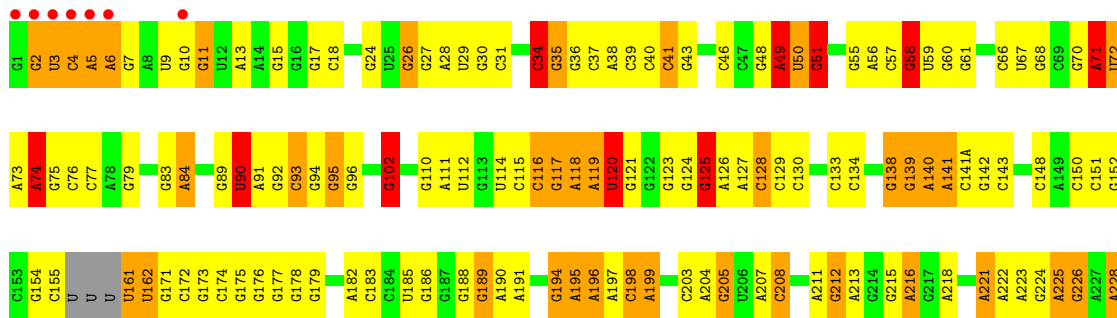




U2172	G2110	U2041	G1975	U1820	U1757	C1672	G1813	C1551	A1486	G1418	A1354	C1293
A2173	C2111	A2042	U1976	A1821	G1758	U1673	A1614	G1552	G1487	A1419	G1355	U1294
C2174	G2112	C2043	A1977	G1823	A1759	G1674	C1615	A1553	U1489	U1420	G1358	C1295
C2175	U2113	C2044	A1978	G1824	A1760	C1675	G1616	A1554	U1488	G1421	G1359	U1296
A2176	G2114	C2045	C1979	A1825	A1761	A1676	C1617	C1555	A1490	G1422	A1360	C1297
C2177	A2115	G2046	U1980	G1826	A1762	A1677	G1618	C1556	A1491	G1423	A1361	C1298
C2178	G2116	U2047	A1981	U1827	G1763	G1678	G1619	C1557	G1492	G1424	G1362	G1299
C2179	A2117	G2048	C1982	G1827	G1764	U1679	G1620	A1558	C1493	G1425	C1363	U1300
G2180	C1983	G1828	A1913	G1828	C1765	U1680	G1621	G1559	U1501	G1426	A1301	A1301
G2181	U1984	C1984	A1914	G1829	C1766	G1681	G1622	G1560	C1502	A1427	A1302	A1302
G2182	U1985	C1985	U1915	G1830	C1767	G1682	G1623	G1561	U1503	G1428	A1303	G1303
C2183	A1986	C1986	A1916	G1831	U1775	U1683	G1624	A1562	C1504	G1429	A1304	A1304
G2184	G1987	U1917	U1917	C1832	C1771	C1684	C1625	G1563	U1505	G1430	A1305	C1305
C2185	C1988	U1918	U1918	U1833	G1772	C1685	G1626	C1564	C1506	G1431	A1306	C1306
G2186	U1989	A2056	C1989	U1834	A1773	C1686	G1627	C1565	A1507	U1432	A1307	A1307
G2187	U1990	A2057	C1990	U1835	C1774	G1687	G1628	A1566	G1381	U1433	A1308	A1308
U2189	U1991	A2058	G1992	C1836	U1775	U1688	G1629	A1567	C1370	U1434	G1309	G1309
G2190	U1992	A2059	G1993	C1837	G1776	A1689	G1630	C1568	U1372	G1435	U1372	U1372
G2191	U1993	A2060	U1926	C1838	U1777	A1690	C1630A	A1569	A1373	G1436	A1373	A1373
G2192	C1994	G2061	U1927	U1839	U1778	C1691	A1631	A1570	C1437	G1437	U1437	U1437
G2193	C1995	A2062	A1928	U1840	U1779	C1692	A1632	A1571	U1438	U1438	U1438	U1438
A2198	G1999	C2063	G1842	C1841	A1780	C1694	G1633	A1572	A1508	U1439	C1374	C1374
A2199	C2000	C2064	C1843	C1844	C1781	G1695	A1634	G1573	C1376	A1439	C1375	C1375
C2205	A2001	C2065	C1844	C1845	C1782	G1696	A1635	G1574	G1377	G1440	G1377	U1316
C2206	G2002	G2066	U1847	U1847	A1783	G1697	C1636	C1575	A1379	G1441	A1379	A1379
C2207	G2003	G2067	U1848	U1848	A1784	A1698	A1637	U1576	C1380	G1442	C1379	C1379
U2208	G2004	U2068	U1849	U1849	A1785	G1699	C1638	C1577	G1381	G1443	C1380	G1380
C2209	A2005	G2069	U1851	U1851	A1786	A1700	U1639	C1578	G1382	G1444	G1381	C1320
C2210	C2006	G2070	C1852	C1852	A1787	A1701	G1640	A1579	A1444A	G1445	A1321	A1321
G2211	C2007	A2071	A1853	A1853	C1788	G1702	A1641	A1580	C1383	C1446	A1322	U1323
G2212	G2008	G2072	U1940	U1940	A1789	G1703	G1642	G1581	A1384	G1445	U1323	U1323
A2212	C2012	C2073	U1941	U1941	C1790	G1704	G1643	C1582	C1385	G1446	G1324	G1324
U2213	A2013	U2074	C1942	C1942	A1791	G1705	C1644	A1583	C1386	G1447	G1325	G1325
G2215	A2014	U2075	U1943	U1943	G1792	U1706	G1645	A1584	C1387	A1453	U1326	U1326
G2216	A2015	C2078	C1944	C1944	C1793	G1707	G1646	A1586	G1388	G1454	C1327	C1327
U2225	U2016	G2080	U1945	U1945	G1794	C1708	G1647	A1587	G1389	U1455	G1328	G1328
C2226	U2017	C2081	G1946	G1946	C1795	U1709	G1648	C1588	A1393	G1456	U1329	U1329
C2227	G2018	A2082	C1947	C1947	U1796	C1710	G1649	G1589	U1394	G1457	C1330	C1330
C2229	A2019	G2083	U1948	U1948	C1797	G1711	G1650	U1590	U1394	G1458	A1331	A1331
G2230	A2020	C2084	A1872	A1872	U1799	C1712	G1651	G1591	A1395	G1459	G1332	G1332
C2231	C2021	U2086	C1879	C1879	G1799	G1713	A1652	C1592	U1396	A1460	C1333	C1333
U2232	G2022	G2087	U1955	U1955	C1800	U1726	G1653	G1593	U1397	G1461	G1334	G1334
U2233	G2023	G2088	C1852	C1852	G1801	G1727	A1654	G1594	C1398	C1462	U1335	U1335
G2234	C2025	C2093	G1853	G1853	A1802	G1728	A1655	C1595	G1400	G1463	A1336	A1336
G2235	G2026	G2094	U1883	U1883	A1803	A1729	C1656	A1596	G1401	G1464	G1337	G1337
G2236	C2027	C2095	A1885	A1885	C1804	U1730	C1657	A1597	G1402	G1465	G1338	G1338
G2237	U2028	G2096	U1886	U1886	U1805	G1731	C1658	C1598	C1403	G1466	U1339	U1339
U2238	G2029	U2097	G1888	G1888	C1806	A1732	U1659	C1599	C1404	C1467	U1340	U1340
A2241	A2030	U2098	A1889	A1889	G1807	U1733	C1660	C1600	C1405	A1468	A1342	A1342
G2242	G2031	G2100	A1890	A1890	U1808	C1735	G1661	G1601	U1405	A1469	G1343	G1343
U2243	A2032	G2101	C1895	C1895	A1809	C1741	C1662	U1602	C1407	G1470	G1344	G1344
U2244	C2033	U2102	G1896	G1896	A1810	A1748	C1663	A1603	G1408	G1475	C1345	C1345
U2245	U2034	C2103	A1897	A1897	G1811	A1749	A1664	C1604	C1409	C1476	G1346	G1346
U2246	G2035	G2104	G1898	G1898	A1812	G1749	A1665	C1605	A1412	G1477	G1347	G1347
G2246	C2037	U2105	U1900	U1900	G1813	C1752	G1666	G1606	A1413	A1478	A1348	A1348
A2247	G2038	C2106	A1901	A1901	G1816	G1753	G1667	C1607	G1414	G1479	G1349	G1349
C2248	U2039	C2107	A1902	A1902	G1817	C1754	A1668	A1608	U1415	C1479	C1350	C1350
U2249	C2040	U2109	C1902	C1902	A1819	A1756	A1669	A1609	U1416	G1480	U1351	U1351
						G1756	U1671	A1610	C1550	U1482	U1352	U1352
											U1353	U1353

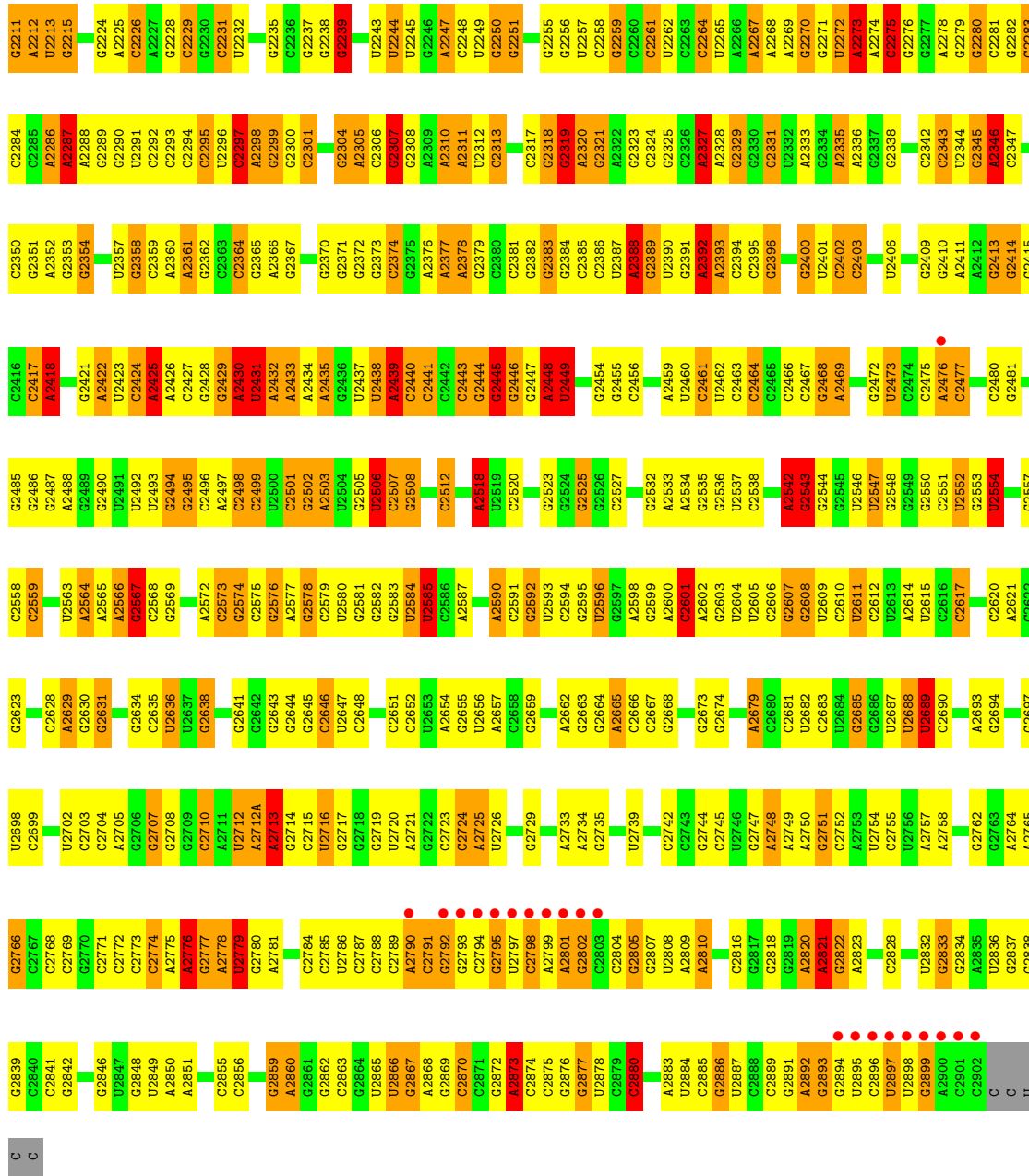


● Molecule 26: 23S rRNA

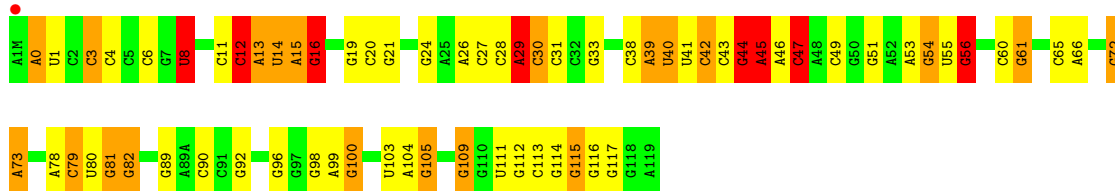


A152	C152	A1085	G1024	A957	U	G831	C692	G651	G585	G518	U448	U362	G276	A229
C153	C153	A1086	G1025	U958	A996	G832	C693	G654	A586	U519	U449	G363	A276	U230
G1154	U1026	C987	U1027	A959	C997	U833	U694	A654	C587	G520	C451	G363C	C277	A233
A1155	A1027	C998	A960	U834	C998	U835	G695	A654A	U588	G521	C452	G370	A278	C234
A1156	A1028	A999	C961	A835	A900	C836	G696	C654B	C589	G522	G453	A371	C279	U235
G1157	A1029	A901	U962	G836	A901	C837	C698	G654D	C590	C523	A454	U372	U284	C236
A1158	G1030	C902	U963	C837	C902	C838	A699	C	C591	U524	C455	G373	A283	
U1159	G1031	C903	C987	C838	C903	C839	G700	C	C596	A526	C456	U374	U285	U239
G1160	A1032	C904	G977	C839	C904	U839	G704	C	G596	C457	A457	G375	C286	G240
C1161	U1033	U905	G978	U840	U905	C940	A705	C	U597	A528	G458	C375	C287	A241
U1165	G1034	G906	A972	G841	G906	G941	A706	A	G598	A529	U459	G376	C288	G242
C1166	U1035	U907	G974	G842	U907	G942	G707	C	G600	C531	U460	G380	A289	U243
U1167	G1036	C908	C974	G843	C908	G943	G708	G	G601	A532	C461	G381	G290	
A1168	U1037	A909	C974A	C946	A909	C946	A781	G	G602	A533	U462	G382	G291	G247
G1169	C1038	A910	G975	U947	A910	U947	U709	C	G603	C463	U463	G383	G292	G248
U1170	G1039	A911	G976	G848	A911	G848	G717	G	A604	U534	G468	U384	A299	C249
G1171	C1040	C912	U977	A849	A912	A849	A718	C	G605	A536	A469	G385	A300	G250
U1172	G1041	U913	G978	G850	U913	G850	C719	C	U606	C537	A470	U387	C301	A251
G1173	C1042	C914	C786	C851	C914	C851	C720	C	G607	C538	A471	G388	C302	G252
U1174	G1043	C915	U787	U851	C915	U851	A721	C	A608	G540	A472	G389	U303	A256
U1175	C1044	A916	A788	G852	A916	G852	A722	C	A609	C541	G473	G390	U305	
G1176	A1044	U917	A789	U852	U917	U852	A723	C	G609A	C542	A478	C392	U306	G259
A1177	G1045	A918	C791	G853	A918	G853	U724	C	C546		A479	C393	G307	
C1178	U1046	G919	G792	C854	G919	C854	G725	C	A655		A480	C394	G308	A265
G1179	C1047	G920	A793	U855	G920	U855	G726	C	G656		A481	U395	G309	G266
C1180	U1048	G921	G794	G856	G921	G856	A727	C	U613		A482	G396	U311	
U1181	G1049	U922	U795	U857	U922	U857	G728	C	U614		A483	U397	A312	
A1182	C1050	C923	C796	G858	C923	G858	G729	C	G615		A484	U398	G312	G270E
G1183	U1051	G924	U797	G859	G924	G859	C730	C	U616		A485	U401	G315	G270F
U1184	C1052	C925	C798	G860	C925	G860	C731	C	G617		A486	U402	G320	G270G
C1185	A1053	A926	U799	U861	A926	U861	C732	C	U618		A487	U403	G321	C270H
U1186	G1054	G928	G800	G862	G928	G862	A733	C	U619		A488	U404	G322	G270I
G1187	U1055	U929	A801	G863	U929	G863	G734	C	G620		A489	U405	G323	G270J
U1188	C1056	C930	G802	G864	C930	G864	A735	C	U621		A490	U406	G324	C270K
A1189	U1057	U931	U803	G865	U931	G865	A736	C	A622		A491	U407	G325	U270L
G1190	G1058	G932	A804	U866	G932	U866	C737	C	G623		A492	U408	G326	U270M
U1191	C1059	A933	G805	G867	A933	G867	G738	C	A627		A493	U409	G327	
G1192	U1060	G934	U806	G868	G934	G868	A739	C	U627		A494	U410	G328	G270N
U1193	A1061	U935	C806	G869	U935	G869	G740	C	G630		A495	U411	G329	C270O
A1194	G1062	C936	U807	G870	C936	G870	G741	C	A631		A496	U412	G330	C270P
G1195	U1063	G873	G808	G871	U808	G871	G742	C	G632		A497	U413	G331	C270Q
U1198	C1064	C874	U810	G872	U809	G872	G743	C	A633		A498	U414	G332	G270R
U1199	U1005	U877	U811	U878	G810	U877	G744	C	A634		A499	U415	G333	G270S
C1200	G1006	A878	C812	G879	C812	G878	G745	C	G635		A500	U416	G334	G270T
G1201	U1007	G879	C813	G880	C813	G879	G746	C	C636		A501	U417	G335	G270U
C1202	A1008	G880	U814	G881	A1008	G880	A747	C	A571		A502	U418	G336	G270V
G1203	U1009	G	C815	G	U943	G	U747	C	A572		A503	U419	G337	G270W
U1204	G1010	G	C816	G	G944	G	G748	C	G573		A504	U420	G338	G270X
U1205	C1011	C	C817	C	A945	C	C749	C	C574		A505	U421	G342	G270Y
U1210	U1012	C	U818	C	G946	C	A750	C	U575		A506	U422	G345	G271B
U1211	G1013	C	A819	C	G947	C	A751	C	U576		A507	U423	G345	U271C
U1212	C1014	A	A820	C	G950	A	A752	C	U577		A508	U424	G352	C273C
A1213	U1015	C	G823	C	C951	C	C753	C	G642		A509	U425	G353	C273D
U1214	C1016	C	C824	C	A952	C	C754	C	C645		A510	U426	G354	U273E
G1215	A1017	A	C825	A	G953	A	G760	C	A646		A511	U427	G355	C273F
C1216	U1018	U	U826	G	G954	G	A761	C	G647		A512	U428	G355	G274
G1217	U1019	C	U827	C	G955	C	U762	C	C650		A513	U429	G355	
	U1020	C	U828	C	G956	C	G763	C			A514	U430		
	U1021	C									A515	U431		
	U1022	C									A516	U432		
	U1023	C									A517	U433		

C2140	C2141	C2142	C2143	C2144	C2145	C2146	C2147	C2148	G2151	G2152	G2153	G2156	G2156	G2157	A2157	G2159	G2160	C2161	G2162	C2163	C2164	G2165	G2166	U2167	G2168	A	A2170	A2171	U2172	A2173	C2174	C2175	C2176	C2177	C2178	C2179	U2180	C2181	C2182	C2183	G2184	C2185	G2186	C2187	C2188	U2189	G2190	G2191	G2192	G2193	U2197	A2198	A2199	C2200	C2201	C2202	C2207	G2210																																																																																											
U1939	U1940	C1941	C1942	C1943	C1944	C1945	C1946	C1947	G1948	G1949	C2008	C2009	C2010	C2011	G2012	U2016	U2017	U2018	A2019	A2020	C2021	U2022	G2023	G2024	C2025	U2028	G2029	A2030	A2031	G2032	A2033	U2034	G2035	C2036	G2037	G2038	C2039	G2040	U2041	C2043	G2044	G2048	G2049	C2050	A2051	G2052	G2053	U2122	G2123	G2124	A2125	C2126	G2127	C2128	C2129	U2130	U2132	C2133	A2134	G2135	A2136	C2137	C2138	C2139																																																																																					
U1709	C1710	U1716	G1717	G1718	G1725	U1727	G1728	G1729	A1730	G1731	A1732	U1733	C1734	G1735	C1741	G1742	G1746	C1751	C1752	G1753	C1754	G1755	G1756	U1757	A1760	C1761	G1762	G1763	G1764	G1769	C1770	C1771	G1772	A1773	U1775	G1776	U1777	U1779	U1780	C1781	C1782	A1783	A1784	U1785	A1786	C1788	A1789	C1790	A1791	G1792	C1793	U1794	U1796	C1797	U1798	G1883	G1884	A1885	A1886	G1887	G1888	U1889	G1890	G1891	G1892	C1893	C1894	A1895	G1896	G1897	U1898	G1899	A1900	A1901	C1902	G1903	G1904	C1905	G1906	G1907	C1908	C1909	C1927	A1928	C1929	C1930	C1931	C1932	U1933	U1934	U1935	U1936	C1937	C1938	C1939	U1942	C1943	C1944	U1945	U1946	U1947	C1948	C1949	U1950	U1951	A1952	A1953	U1954	U1955	U1956	C1957	C1958	C1961	C1962	U1963	G1964	C1967	G1968	A1969	A1970	A1971	A1972	G1973	C1974	G1975	U1976	A1977	A1978	C1983	G1984	G1985	C1988	G1989	C1990	U1991	U1992	U1993	C1994	U1995	C1996	G1997	U1998	C1999	C2006	G2007	U2008	A2001	G2002	A2005
A1570	A1571	A1572	A1573	C1502	C1505	C1506	C1507	A1508	A1509	A1510	G1514	U1515	U1516	G1519	U1520	G1521	G1522	U1523	G1524	U1525	C1526	C1527	C1528	C1529	C1530	C1531	C1532	C1533	C1534	C1535	C1536	C1537	C1538	C1539	C1540	C1541	C1542	C1543	C1544	C1545	C1546	C1547	C1548	C1549	C1550	C1551	C1552	C1553	C1554	C1555	C1556	C1557	C1558	C1559	U1540	U1541	U1542	A1543	C1544	C1548	C1615	C1616	A1618	G1619	G1620	G1627	G1628	G1629	C1630	C1630A	A1631	G1632	G1633	U1634	G1635	C1636	A1637	C1638	U1639	A1640	C1642	C1643	C1644	C1645	C1646	C1647	C1648	G1649	G1650	G1651	A1652	G1653	A1654	A1655	A1656	A1657	A1658	C1659	C1660	A1661	A1662	C1663	C1664	C1665	C1666	A1669	C1670	U1671	C1672	U1673	C1674	C1675	C1676	A1677	C1678	G1681	C1682	C1683	C1684	C1685	C1686	U1687	U1688	A1689	C1690	C1691	G1695	C1696	G1697	A1698	G1699	C1700	A1701	C1702	G1703	G1704	C1708	A1789											
A1220	C1286	C1287	U1300	A1301	A1302	C1303	C1304	A1307	G1308	U1309	U1310	A1311	U1312	U1313	C1314	C1318	C1319	C1320	A1321	U1322	U1323	G1324	C1325	U1326	C1327	U1328	U1329	C1330	C1331	C1332	C1333	U1334	U1335	A1336	C1337	C1338	C1339	A1340	U1341	U1342	C1345	G1346	G1347	A1348	A1349	U1352	G1355	U1356	U1357	C1358	A1359	A1360	C1364	A1275	A1276	G1277	A1278	G1279	G1280	G1283	A1284	G1285	A1287	U1288	C1289	C1290	C1291	U1292	C1293	G1296																																																																															
G1429	C1430	U1431	G1432	C1433	A1434	C1435	C1437	G1441	G1442	G1443	G1444	A1444A	C1445	C1446	G1447	G1448	A1449	G1449A	C1450	C1451	A1453	U1454	C1455	C1458	C1459	A1460	A1461	C1462	C1463	C1464	G1465	G1466	C1467	C1468	A1471	A1472	G1473	C1474	C1475	C1476	A1477	G1480	C1482	G1483	G1484	U1485	G1486	G1487	G1488	G1489	G1425	G1426	A1427	C1428	A1365	A1366	G1367	C1368	C1369	C1370	C1371	U1372	A1373	G1374	G1377	A1378	A1379	G1380	U1381	C1382	C1383	A1384	G1385	C1386	C1387	C1388	G1389	U1390	U1391	A1392	A1393	U1394	A1395	U1396	U1397	C1398	C1399	G1400	C1404	U1405	U1406	U1407	C1408	C1409	C1410	C1411	A1412	A1413	C1416	C1417	G1418	A1419	U1420	G1421	G1422	G1423	G1424	U1425	G1426	A1427	C1428																																						
A1570	A1571	A1572	C1574	C1502	C1505	C1506	A1507	A1508	A1509	A1510	U1514	U1515	U1516	G1519	U1520	G1521	G1522	U1523	G1524	U1525	C1526	C1527	C1528	C1529	C1530	C1531	C1532	C1533	C1534	C1535	C1536	C1537	C1538	C1539	C1540	C1541	C1542	C1543	C1544	C1545	C1546	C1547	C1548	C1549	C1550	C1551	C1552	C1553	C1554	C1555	C1556	C1557	C1558	C1559	U1540	U1541	U1542	A1543	C1544	C1548	C1615	C1616	A1618	G1619	G1620	G1627	G1628	G1629	C1630	C1630A	A1631	G1632	G1633	U1634	G1635	C1636	A1637	C1638	U1639	A1640	C1642	C1643	C1644	C1645	C1646	C1647	C1648	G1649	G1650	G1651	A1652	G1653	A1654	A1655	A1656	A1657	A1658	C1659	C1660	A1661	A1662	C1663	C1664	C1665	C1666	A1669	C1670	U1671	C1672	U1673	C1674	C1675	C1676	A1677	C1678	G1681	C1682	C1683	C1684	C1685	C1686	U1687	U1688	A1689	C1690	C1691	G1695	C1696	G1697	A1698	G1699	C1700	A1701	C1702	G1703	G1704	C1708	A1789											
C2006	C2007	C2008	G2009	G2010	U2011	G2012	U2016	U2017	A2018	A2019	C2021	U2022	G2023	G2024	C2025	U2028	G2029	A2030	A2031	G2032	A2033	U2034	G2035	C2036	G2037	G2038	C2039	G2040	U2041	C2043	G2044	G2048	G2049	C2050	A2051	G2052	G2053	U2122	G2123	G2124	A2125	C2126	G2127	C2128	C2129	U2130	U2132	C2133	A2134	G2135	A2136	C2137	C2138	C2139	G2069	G2072																																																																																													
C2073	U2074	U2075	U2076	A2077	C2078	U2079	G2080	C2081	A2082	G2083	C2084	G2087	U2092	A2157	G2159	G2160	G2100	G2101	U2102	C2103	G2104	C2105	G2106	C2107	C2108	U2109	G2110	G2111	G	U2113	A2114	C2115	G2116	A2117	U2118	A2119	G2120	G2121	U2122	G2123	G2124	A2125	C2126	G2127	C2128	C2129	U2130	U2132	C2133	A2134	G2135	A2136	C2137	C2138	C2139	G2069	G2072																																																																																												

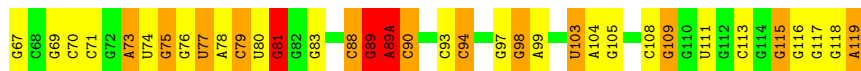


• Molecule 27: 5S rRNA

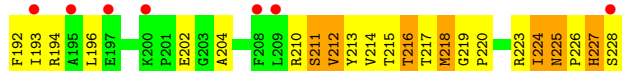
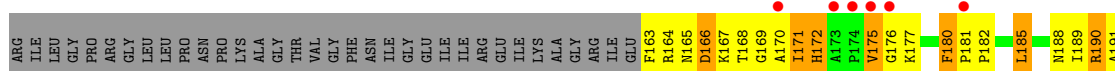
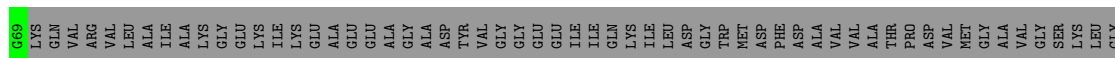
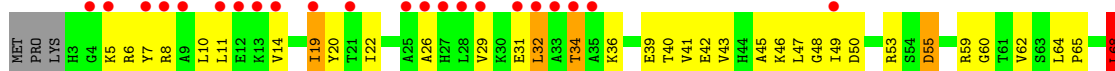
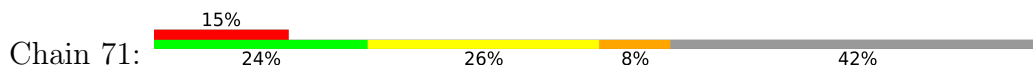


• Molecule 27: 5S rRNA

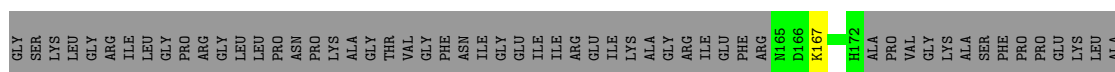
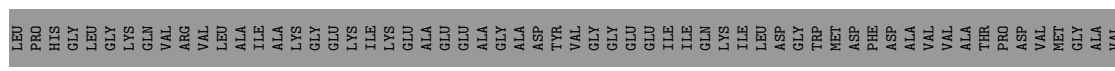





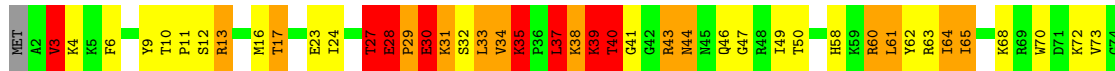
• Molecule 28: 50S ribosomal protein L1

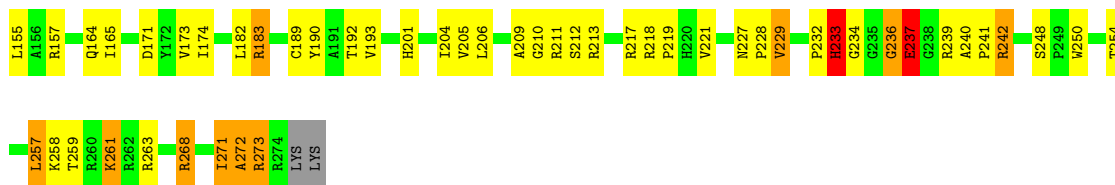


• Molecule 28: 50S ribosomal protein L1

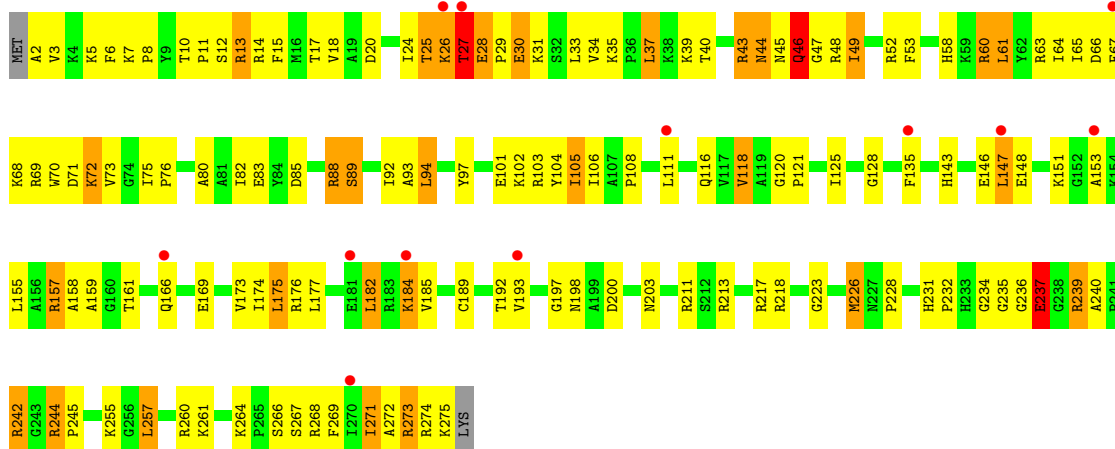


• Molecule 29: 50S ribosomal protein L2

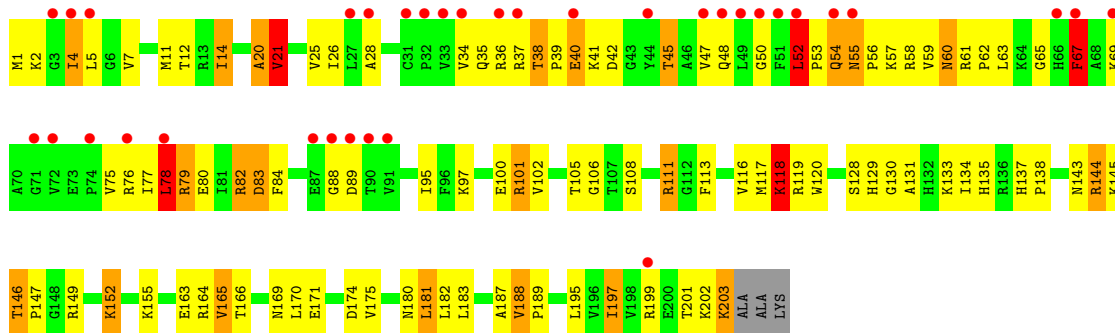




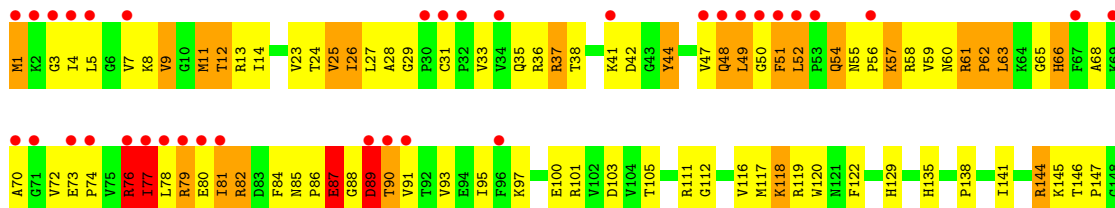
• Molecule 29: 50S ribosomal protein L2



• Molecule 30: 50S ribosomal protein L3

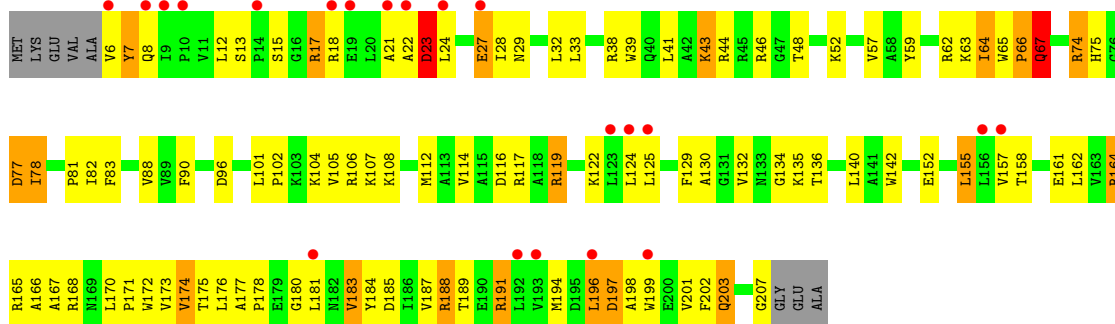


• Molecule 30: 50S ribosomal protein L3

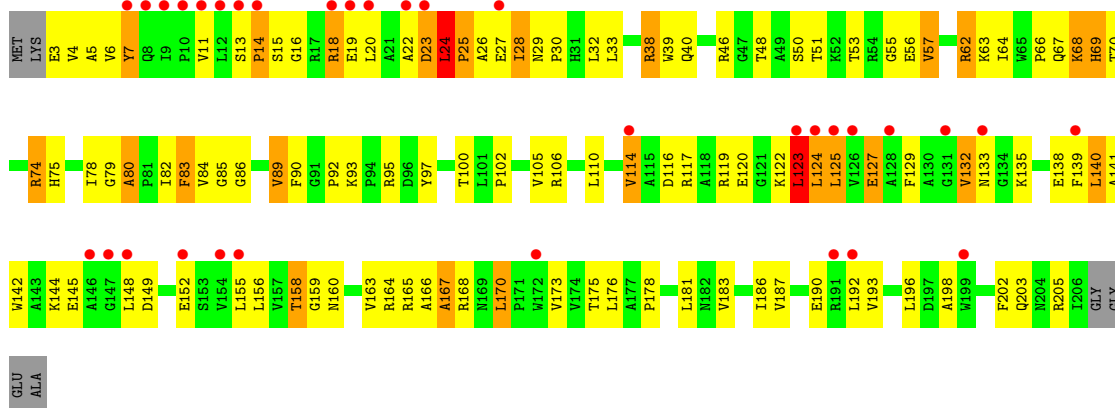




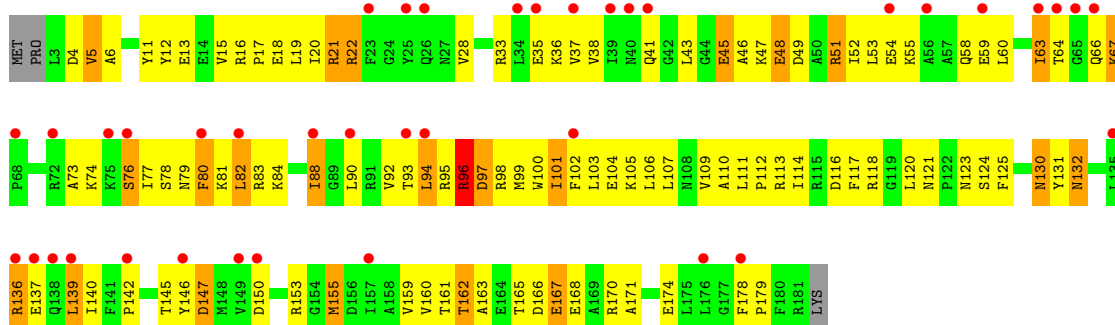
• Molecule 31: 50S ribosomal protein L4



• Molecule 31: 50S ribosomal protein L4



• Molecule 32: 50S ribosomal protein L5

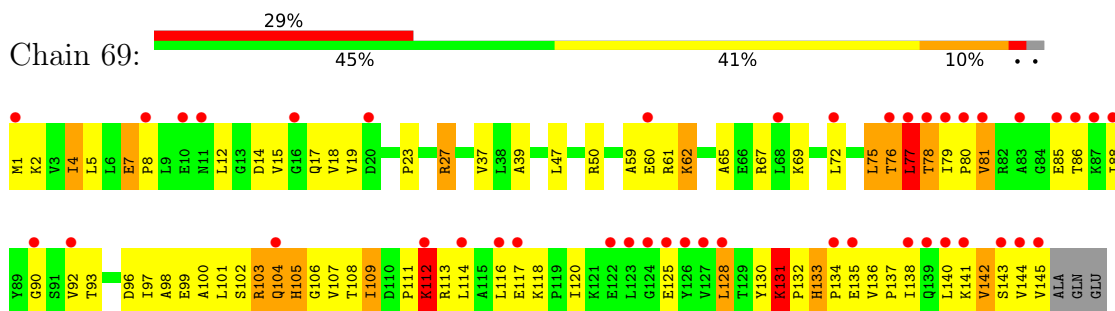


• Molecule 32: 50S ribosomal protein L5

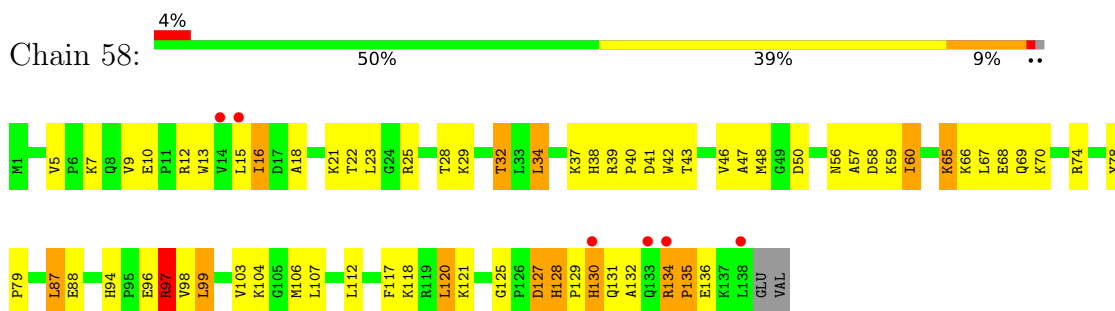




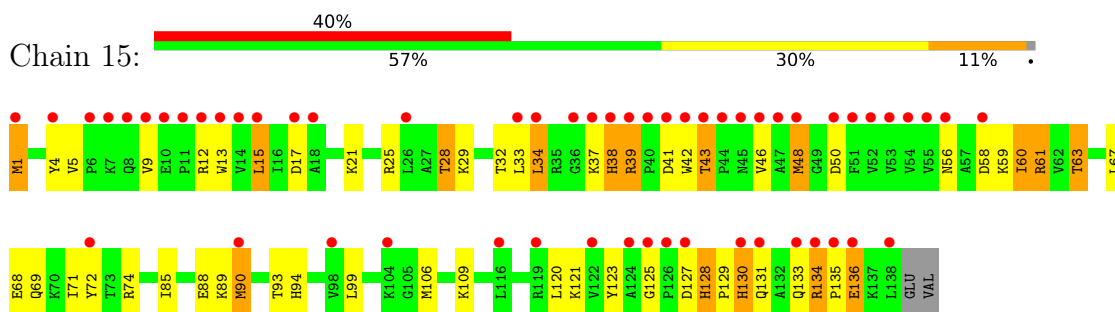
- Molecule 34: 50S ribosomal protein L9



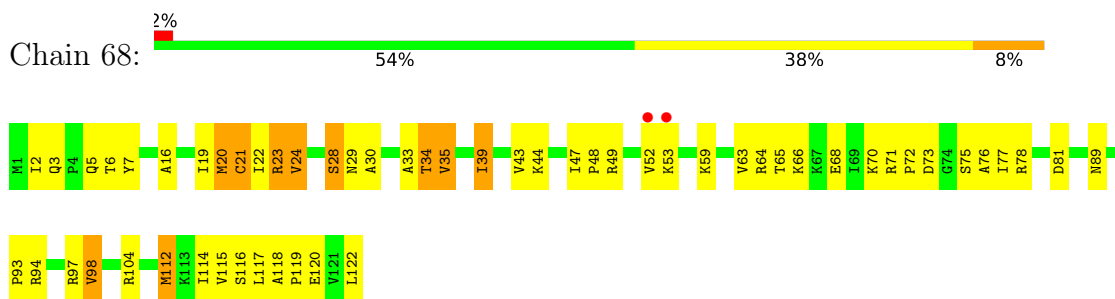
- Molecule 35: 50S ribosomal protein L13



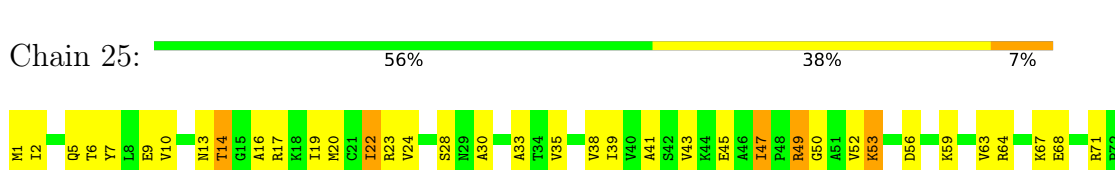
- Molecule 35: 50S ribosomal protein L13

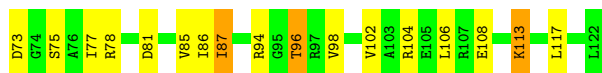


- Molecule 36: 50S ribosomal protein L14



- Molecule 36: 50S ribosomal protein L14

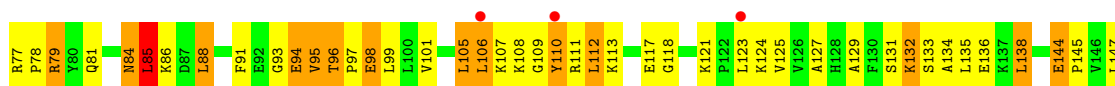





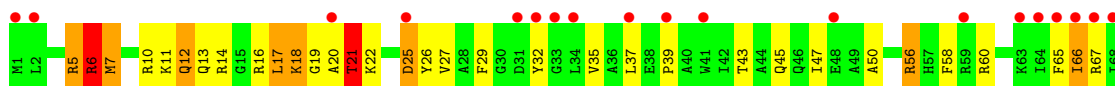
• Molecule 37: 50S ribosomal protein L15



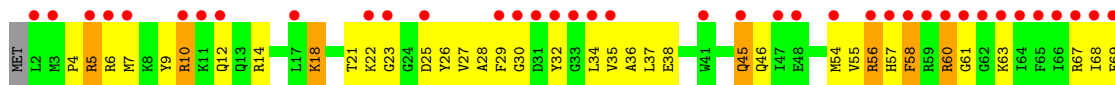
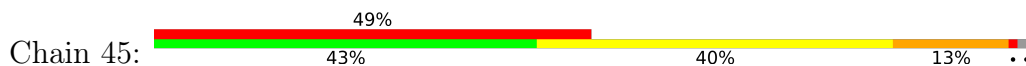
• Molecule 37: 50S ribosomal protein L15

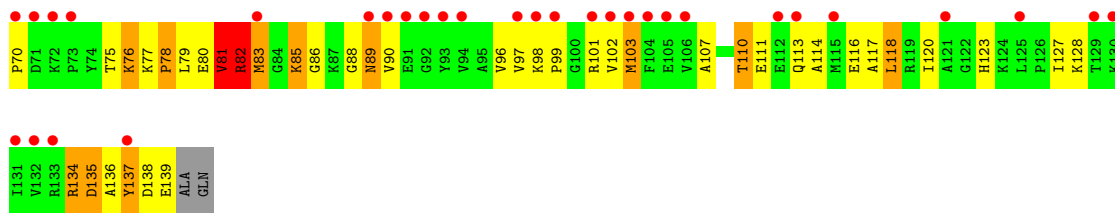


• Molecule 38: 50S ribosomal protein L16



• Molecule 38: 50S ribosomal protein L16

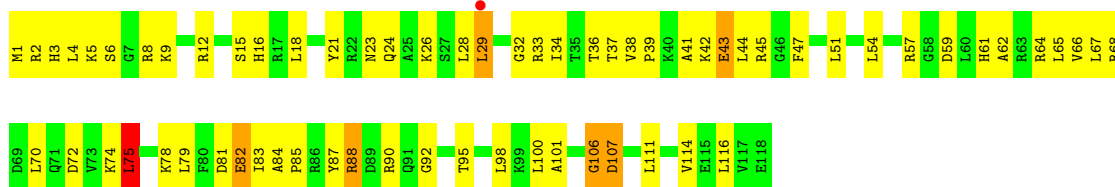




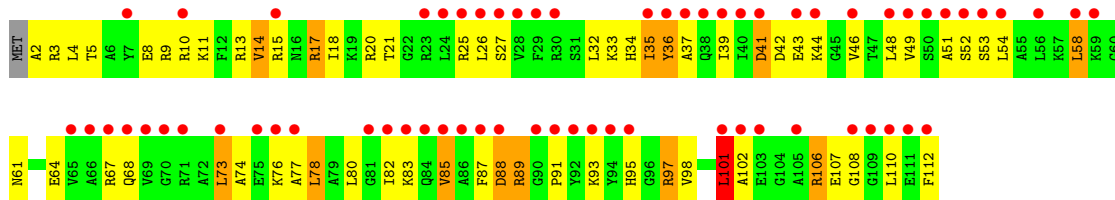
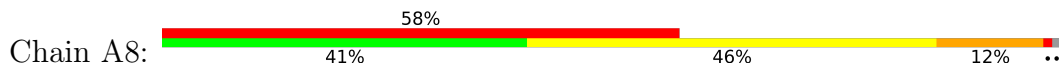
• Molecule 39: 50S ribosomal protein L17



• Molecule 39: 50S ribosomal protein L17



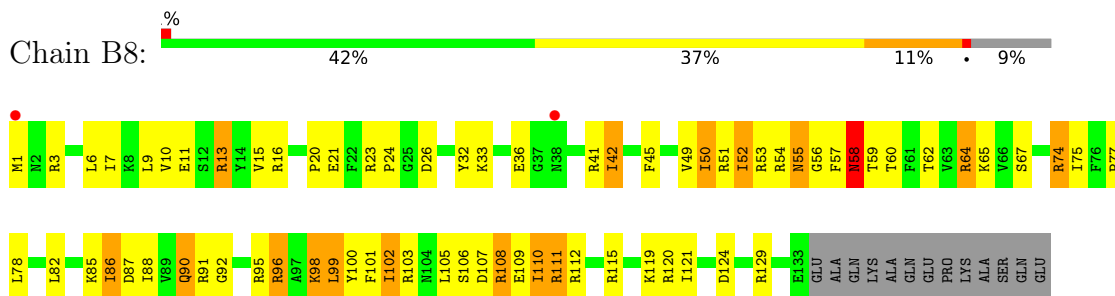
• Molecule 40: 50S ribosomal protein L18



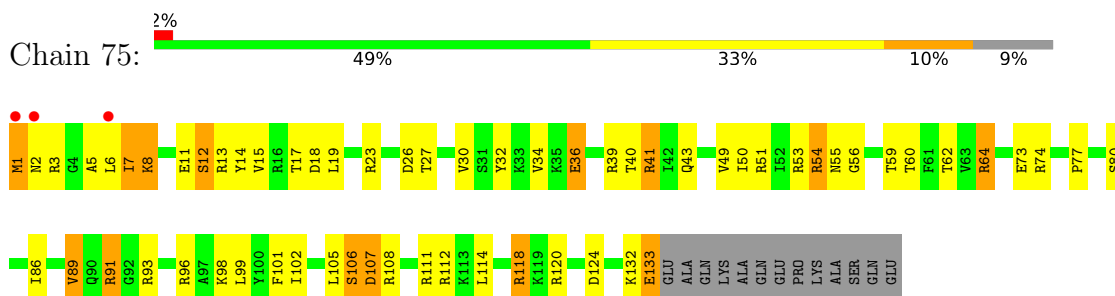
• Molecule 40: 50S ribosomal protein L18



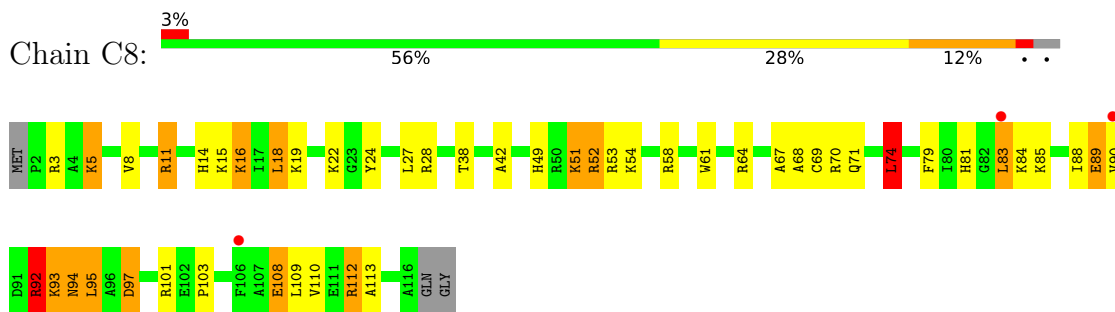
- Molecule 41: 50S ribosomal protein L19



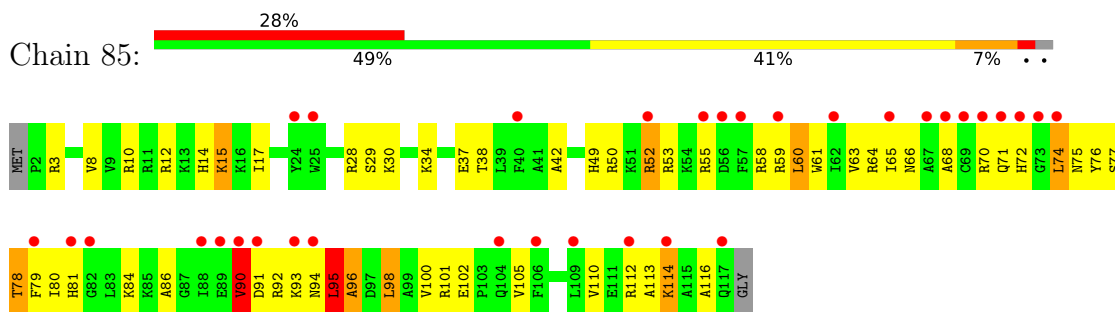
- Molecule 41: 50S ribosomal protein L19



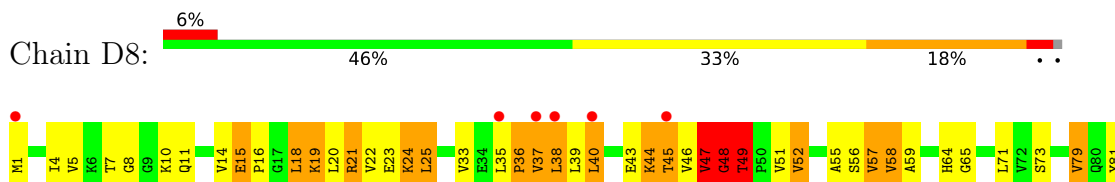
- Molecule 42: 50S ribosomal protein L20



- Molecule 42: 50S ribosomal protein L20

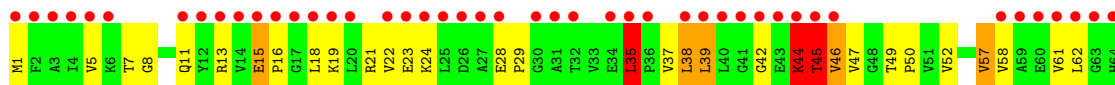
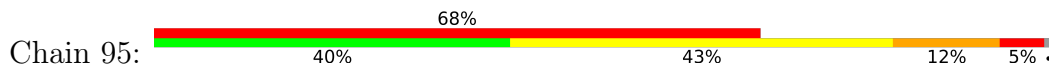


- Molecule 43: 50S ribosomal protein L21





- Molecule 43: 50S ribosomal protein L21



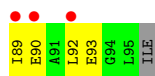
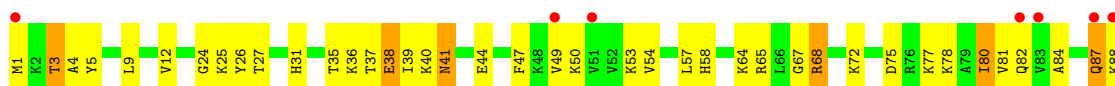
- Molecule 44: 50S ribosomal protein L22



- Molecule 44: 50S ribosomal protein L22

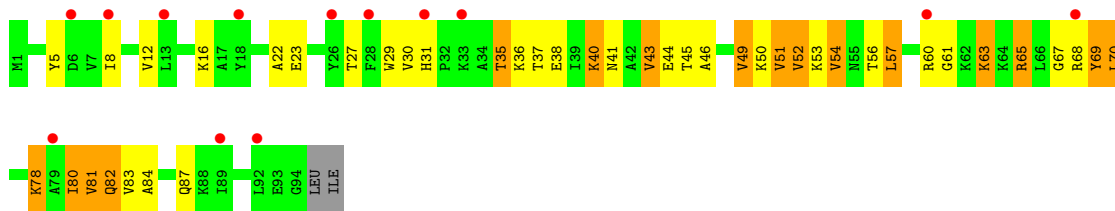


- Molecule 45: 50S ribosomal protein L23



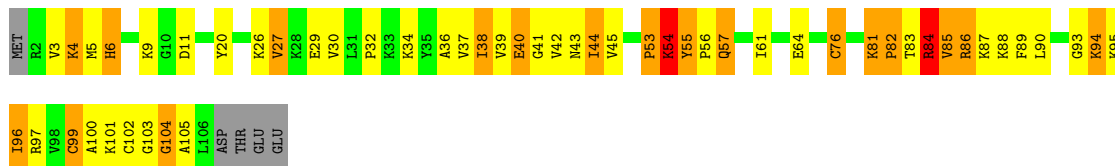
- Molecule 45: 50S ribosomal protein L23





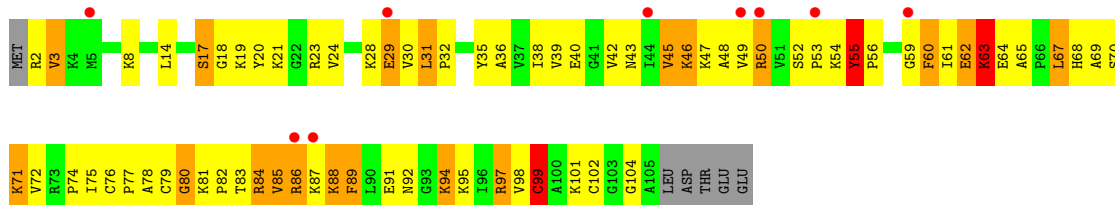
• Molecule 46: 50S ribosomal protein L24

Chain G8: 47% 30% 16% 5%



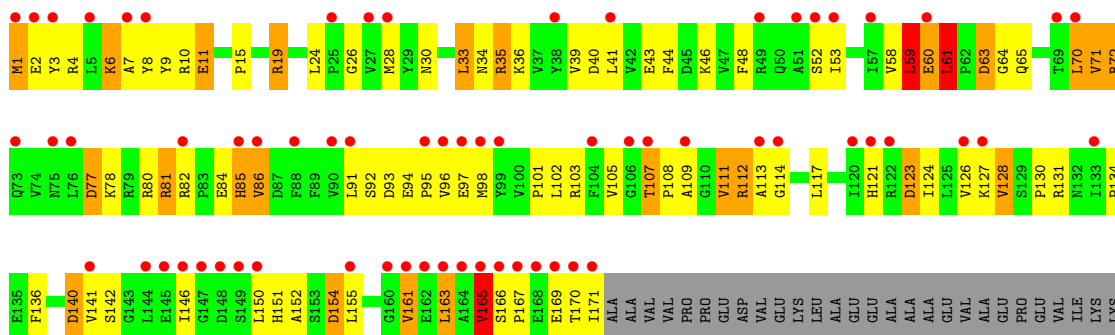
• Molecule 46: 50S ribosomal protein L24

Chain C5: 8% 28% 46% 17% 5%



• Molecule 47: 50S ribosomal protein L25

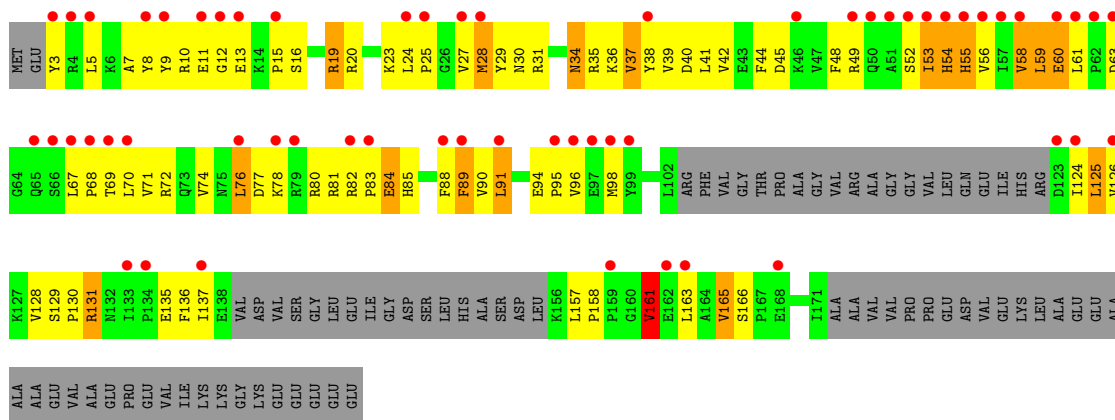
Chain H8: 32% 37% 33% 12% 17%



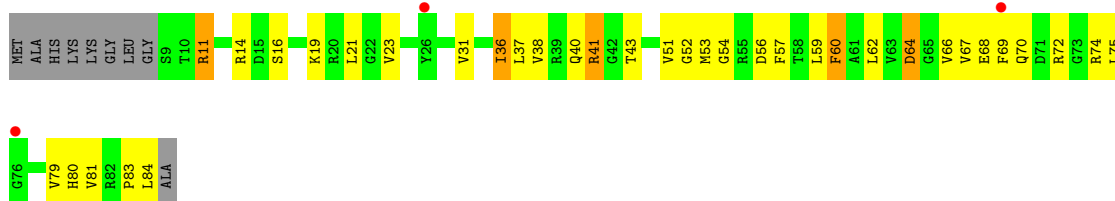
• Molecule 47: 50S ribosomal protein L25

Chain D5: 28% 23% 32% 8% 36%

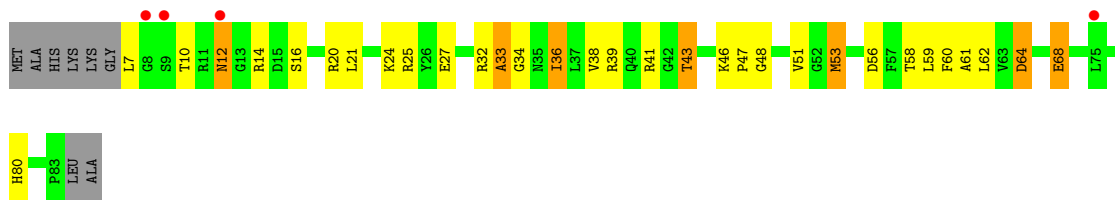




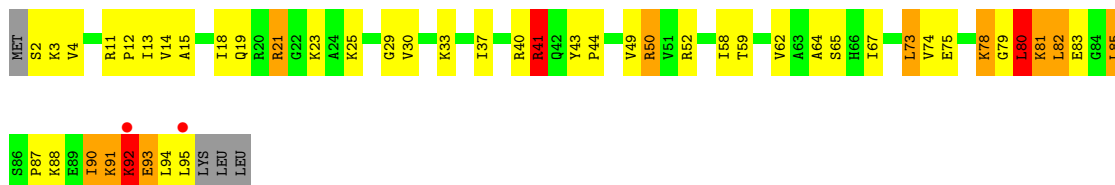
• Molecule 48: 50S ribosomal protein L27



• Molecule 48: 50S ribosomal protein L27



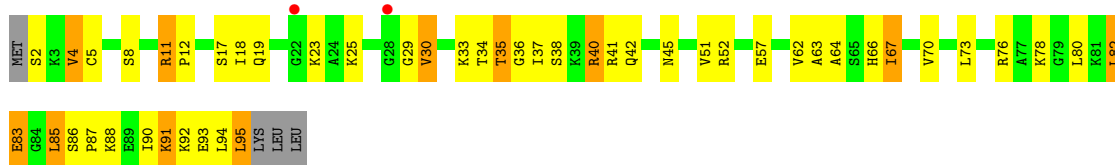
• Molecule 49: 50S ribosomal protein L28



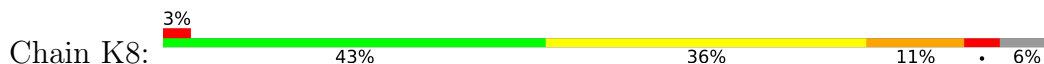
• Molecule 49: 50S ribosomal protein L28



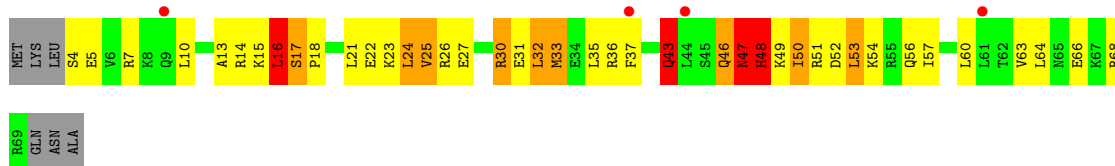




• Molecule 50: 50S ribosomal protein L29



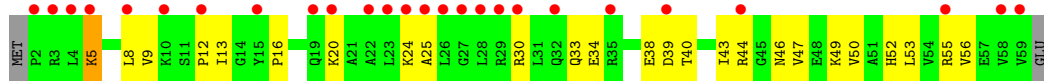
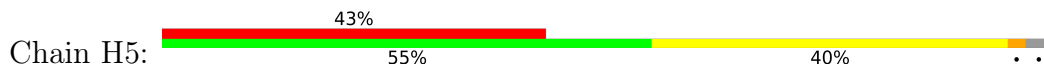
• Molecule 50: 50S ribosomal protein L29



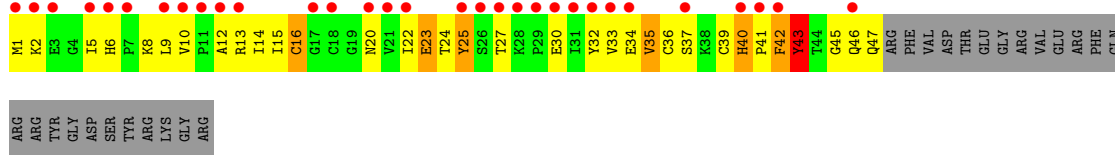
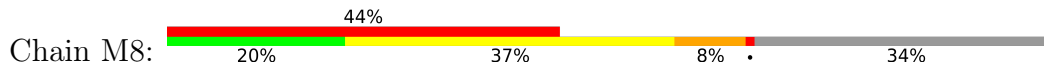
• Molecule 51: 50S ribosomal protein L30



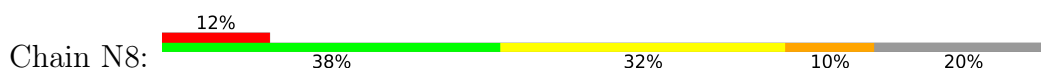
• Molecule 51: 50S ribosomal protein L30



• Molecule 52: 50S ribosomal protein L31



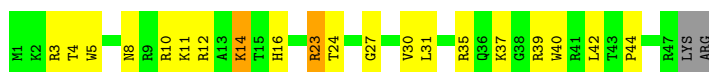
• Molecule 53: 50S ribosomal protein L32



- Molecule 53: 50S ribosomal protein L32



- Molecule 54: 50S ribosomal protein L34



- Molecule 54: 50S ribosomal protein L34



- Molecule 55: 50S ribosomal protein L35

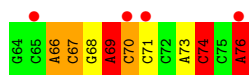


- Molecule 55: 50S ribosomal protein L35



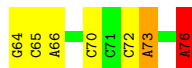
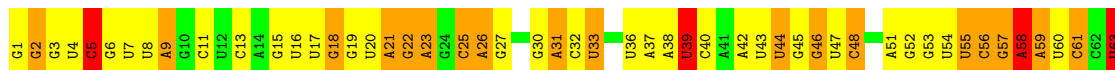
- Molecule 56: tRNA<sup>Lys</sup>





● Molecule 57: tRNA<sup>Lys</sup>

Chain 3L: 24% 45% 25% 7%



## 4 Data and refinement statistics

Property	Value	Source
Space group	P 21 21 21	Depositor
Cell constants a, b, c, $\alpha$ , $\beta$ , $\gamma$	209.50Å 450.10Å 621.60Å 90.00° 90.00° 90.00°	Depositor
Resolution (Å)	173.72 – 3.20 173.72 – 3.20	Depositor EDS
% Data completeness (in resolution range)	100.0 (173.72-3.20) 93.8 (173.72-3.20)	Depositor EDS
$R_{merge}$	0.38	Depositor
$R_{sym}$	(Not available)	Depositor
$\langle I/\sigma(I) \rangle$ <sup>1</sup>	0.81 (at 3.19Å)	Xtrriage
Refinement program	PHENIX	Depositor
R, $R_{free}$	0.191 , 0.258 0.192 , 0.258	Depositor DCC
$R_{free}$ test set	2000 reflections (0.21%)	wwPDB-VP
Wilson B-factor (Å <sup>2</sup> )	92.5	Xtrriage
Anisotropy	0.339	Xtrriage
Bulk solvent $k_{sol}$ (e/Å <sup>3</sup> ), $B_{sol}$ (Å <sup>2</sup> )	0.27 , 77.5	EDS
L-test for twinning <sup>2</sup>	$\langle  L  \rangle = 0.44$ , $\langle L^2 \rangle = 0.27$	Xtrriage
Estimated twinning fraction	No twinning to report.	Xtrriage
$F_o, F_c$ correlation	0.94	EDS
Total number of atoms	294444	wwPDB-VP
Average B, all atoms (Å <sup>2</sup> )	107.0	wwPDB-VP

Xtrriage's analysis on translational NCS is as follows: *The largest off-origin peak in the Patterson function is 1.48% of the height of the origin peak. No significant pseudotranslation is detected.*

<sup>1</sup>Intensities estimated from amplitudes.

<sup>2</sup>Theoretical values of  $\langle |L| \rangle$ ,  $\langle L^2 \rangle$  for acentric reflections are 0.5, 0.333 respectively for untwinned datasets, and 0.375, 0.2 for perfectly twinned datasets.

## 5 Model quality

### 5.1 Standard geometry

Bond lengths and bond angles in the following residue types are not validated in this section: 4SU, G7M, PSU, SF4, U8U, 5MU, T6A, MG, ZN, OMC

The Z score for a bond length (or angle) is the number of standard deviations the observed value is removed from the expected value. A bond length (or angle) with  $|Z| > 5$  is considered an outlier worth inspection. RMSZ is the root-mean-square of all Z scores of the bond lengths (or angles).

Mol	Chain	Bond lengths		Bond angles	
		RMSZ	# Z  >5	RMSZ	# Z  >5
1	13	0.75	5/35994 (0.0%)	1.39	368/56171 (0.7%)
1	1G	0.64	1/36258 (0.0%)	1.26	191/56589 (0.3%)
2	12	0.44	0/1752	0.74	1/2360 (0.0%)
2	1E	0.46	0/1908	0.74	4/2573 (0.2%)
3	22	0.40	0/1564	0.64	1/2109 (0.0%)
3	2E	0.49	0/1629	0.67	0/2195
4	32	0.48	0/1732	0.74	1/2318 (0.0%)
4	3E	0.52	0/1728	0.74	1/2313 (0.0%)
5	42	0.45	0/1150	0.69	0/1548
5	4E	0.53	0/1158	0.71	0/1559
6	52	0.51	0/855	0.68	0/1154
6	5E	0.57	0/850	0.72	0/1147
7	62	0.43	0/1122	0.65	0/1500
7	6E	0.43	0/1259	0.59	0/1686
8	72	0.41	0/1127	0.65	0/1517
8	7E	0.47	0/1135	0.74	1/1527 (0.1%)
9	82	0.42	0/971	0.71	0/1304
9	8E	0.44	0/1019	0.66	0/1367
10	1A	0.42	0/658	0.60	0/885
10	1I	0.51	0/747	0.75	1/1006 (0.1%)
11	2A	0.45	0/850	0.63	0/1150
11	2I	0.49	0/838	0.69	0/1133
12	3A	0.55	0/972	0.83	2/1301 (0.2%)
12	3I	0.72	0/972	0.87	0/1301
13	4A	0.42	0/903	0.72	1/1211 (0.1%)
13	4I	0.53	0/952	0.73	0/1277
14	5A	0.47	0/495	0.72	1/657 (0.2%)
14	5I	0.62	0/500	0.75	0/664
15	6A	0.44	0/744	0.59	0/992
15	6I	0.52	0/740	0.71	0/987
16	7A	0.49	0/721	0.74	0/970
16	7I	0.47	0/716	0.73	0/963

Mol	Chain	Bond lengths		Bond angles	
		RMSZ	# Z  >5	RMSZ	# Z  >5
17	8A	0.45	0/836	0.64	0/1117
17	8I	0.52	0/847	0.70	0/1131
18	9A	0.46	0/549	0.70	0/732
18	9I	0.53	0/554	0.77	0/739
19	AA	0.44	0/490	0.70	0/662
19	AI	0.53	0/668	0.79	0/899
20	BA	0.43	0/764	0.73	0/1007
20	BI	0.43	0/748	0.65	1/986 (0.1%)
21	1B	0.47	0/192	0.70	0/252
21	1F	0.52	0/203	0.68	0/266
22	1K	0.66	0/1565	1.29	14/2429 (0.6%)
23	2K	0.84	1/1721 (0.1%)	1.50	32/2682 (1.2%)
23	2L	0.66	1/1721 (0.1%)	1.24	10/2682 (0.4%)
24	3K	0.67	0/1799	1.31	17/2801 (0.6%)
25	4K	0.91	0/473	1.34	1/737 (0.1%)
25	4L	0.67	0/448	1.13	0/698
26	14	0.90	57/69023 (0.1%)	1.59	1407/107740 (1.3%)
26	1H	1.06	113/68351 (0.2%)	1.80	2304/106700 (2.2%)
27	16	0.84	0/2928	1.55	47/4568 (1.0%)
27	1J	0.70	0/2928	1.36	28/4568 (0.6%)
28	71	0.46	0/1055	0.72	1/1425 (0.1%)
28	79	0.43	0/459	0.90	3/608 (0.5%)
29	11	0.82	2/2170 (0.1%)	1.01	7/2926 (0.2%)
29	19	0.71	1/2175 (0.0%)	0.93	3/2933 (0.1%)
30	21	0.67	0/1591	0.96	2/2146 (0.1%)
30	29	0.63	0/1596	0.92	2/2153 (0.1%)
31	31	0.73	1/1620 (0.1%)	0.91	1/2194 (0.0%)
31	39	0.62	0/1637	0.90	3/2218 (0.1%)
32	41	0.52	0/1481	0.78	1/1994 (0.1%)
32	49	0.43	0/1482	0.68	0/1994
33	51	0.68	0/1337	1.00	9/1809 (0.5%)
33	59	0.46	0/577	0.88	2/776 (0.3%)
34	61	0.52	0/1151	0.80	2/1558 (0.1%)
34	69	0.46	0/1146	0.77	3/1551 (0.2%)
35	15	0.46	0/1131	0.68	0/1525
35	58	0.60	0/1131	0.82	0/1525
36	25	0.58	0/942	0.74	0/1269
36	68	0.67	0/942	0.81	0/1269
37	35	0.61	0/1139	0.98	2/1514 (0.1%)
37	78	0.70	0/1139	1.12	8/1514 (0.5%)
38	45	0.69	0/1120	0.97	4/1498 (0.3%)
38	88	0.78	0/1134	0.98	2/1519 (0.1%)
39	55	0.64	0/981	0.85	1/1312 (0.1%)

Mol	Chain	Bond lengths		Bond angles	
		RMSZ	# Z  >5	RMSZ	# Z  >5
39	98	0.56	0/981	0.85	1/1312 (0.1%)
40	65	0.51	0/886	0.86	3/1180 (0.3%)
40	A8	0.63	0/891	0.85	1/1187 (0.1%)
41	75	0.56	0/1123	0.72	0/1500
41	B8	0.66	0/1123	0.82	0/1500
42	85	0.59	0/977	0.75	1/1301 (0.1%)
42	C8	0.67	0/968	0.82	1/1289 (0.1%)
43	95	0.70	0/785	0.87	1/1052 (0.1%)
43	D8	0.58	0/785	0.90	4/1052 (0.4%)
44	A5	0.62	0/910	0.84	1/1220 (0.1%)
44	E8	0.66	0/901	0.87	0/1209
45	B5	0.68	0/749	0.79	0/1007
45	F8	0.76	0/757	0.87	0/1017
46	C5	0.63	0/807	0.93	2/1076 (0.2%)
46	G8	0.82	1/809 (0.1%)	1.08	4/1080 (0.4%)
47	D5	0.51	0/1098	0.73	0/1487
47	H8	0.53	0/1403	0.81	1/1901 (0.1%)
48	E5	0.57	0/616	0.84	0/821
48	I8	0.76	0/614	0.94	0/819
49	F5	0.66	0/744	0.88	1/989 (0.1%)
49	J8	0.73	0/744	0.93	4/989 (0.4%)
50	G5	0.59	0/560	0.82	2/741 (0.3%)
50	K8	0.72	0/570	0.97	0/755
51	H5	0.49	0/464	0.66	0/623
51	L8	0.63	0/464	0.84	0/623
52	M8	0.53	0/375	0.95	2/507 (0.4%)
53	J5	0.61	0/448	0.81	0/606
53	N8	0.69	1/381 (0.3%)	0.86	0/516
54	L5	0.69	0/409	0.89	0/540
54	P8	0.85	0/409	1.07	2/540 (0.4%)
55	M5	0.75	0/524	1.00	3/691 (0.4%)
55	Q8	0.79	0/524	1.17	4/691 (0.6%)
56	1L	0.61	1/1613 (0.1%)	1.18	11/2504 (0.4%)
57	3L	0.65	0/1733	1.28	14/2699 (0.5%)
All	All	0.81	185/317108 (0.1%)	1.41	4553/475084 (1.0%)

Chiral center outliers are detected by calculating the chiral volume of a chiral center and verifying if the center is modelled as a planar moiety or with the opposite hand. A planarity outlier is detected by checking planarity of atoms in a peptide group, atoms in a mainchain group or atoms of a sidechain that are expected to be planar.

Mol	Chain	#Chirality outliers	#Planarity outliers
1	13	1	0

Continued on next page...

*Continued from previous page...*

Mol	Chain	#Chirality outliers	#Planarity outliers
2	12	0	4
2	1E	0	4
3	22	0	2
4	32	0	1
4	3E	0	1
9	82	0	1
9	8E	0	1
10	1I	0	1
11	2A	0	1
11	2I	0	1
12	3I	0	1
13	4A	0	2
13	4I	0	3
14	5A	0	1
18	9I	0	1
19	AI	0	2
20	BA	0	2
28	71	0	3
29	11	0	4
29	19	0	4
30	21	0	5
30	29	0	5
31	31	0	4
31	39	0	7
32	41	0	1
32	49	0	1
33	51	0	6
34	61	0	4
34	69	0	2
37	35	0	3
37	78	0	5
38	45	0	6
38	88	0	1
39	55	0	1
39	98	0	1
40	65	0	1
41	75	0	1
41	B8	0	1
42	85	0	4
42	C8	0	2
43	95	0	2
43	D8	0	3

*Continued on next page...*



Continued from previous page...

Mol	Chain	#Chirality outliers	#Planarity outliers
44	A5	0	2
45	B5	0	1
45	F8	0	2
46	C5	0	3
46	G8	0	7
47	D5	0	2
47	H8	0	4
49	J8	0	2
50	G5	0	4
50	K8	0	3
52	M8	0	2
55	M5	0	2
55	Q8	0	1
All	All	1	141

All (185) bond length outliers are listed below:

Mol	Chain	Res	Type	Atoms	Z	Observed(Å)	Ideal(Å)
26	1H	774	A	N9-C4	-11.99	1.30	1.37
26	1H	2430	A	N9-C4	-11.47	1.30	1.37
26	1H	783	A	N3-C4	-11.40	1.28	1.34
26	14	2430	A	N9-C4	-10.71	1.31	1.37
26	14	528	A	N9-C4	-10.24	1.31	1.37
26	14	774	A	N9-C4	-10.23	1.31	1.37
26	14	783	A	N9-C4	-10.20	1.31	1.37
26	1H	1614	A	N9-C4	-9.66	1.32	1.37
26	1H	783	A	N7-C5	-9.63	1.33	1.39
26	1H	676	A	N9-C4	-9.57	1.32	1.37
26	1H	74	A	N9-C4	-9.21	1.32	1.37
26	1H	1698	A	N3-C4	-9.07	1.29	1.34
26	1H	472	A	N3-C4	-8.57	1.29	1.34
26	1H	2476	A	N9-C4	8.44	1.43	1.37
26	14	783	A	N3-C4	-8.32	1.29	1.34
26	1H	783	A	N9-C4	-8.23	1.32	1.37
26	1H	265	A	N9-C4	-8.03	1.33	1.37
26	1H	1142(A)	A	N9-C4	-8.00	1.33	1.37
26	14	1678	G	N9-C4	-7.91	1.31	1.38
26	1H	71	A	N9-C4	-7.84	1.33	1.37
26	1H	57	C	N3-C4	-7.82	1.28	1.33
26	14	783	A	N7-C5	-7.78	1.34	1.39
26	1H	1698	A	N9-C4	-7.77	1.33	1.37
26	1H	676	A	N9-C8	7.71	1.44	1.37

Continued on next page...

*Continued from previous page...*

Mol	Chain	Res	Type	Atoms	Z	Observed(Å)	Ideal(Å)
26	14	1786	A	N9-C4	-7.64	1.33	1.37
26	1H	1786	A	C5-C6	-7.54	1.34	1.41
26	1H	783	A	C5-C6	-7.47	1.34	1.41
26	14	945	A	C5-C6	-7.46	1.34	1.41
26	14	2287	A	N9-C4	-7.38	1.33	1.37
26	1H	2287	A	N9-C4	-7.36	1.33	1.37
26	14	783	A	C5-C6	-7.31	1.34	1.41
26	1H	774	A	C5-C6	-7.26	1.34	1.41
26	14	2873	A	N7-C5	-7.24	1.34	1.39
26	1H	2346	A	N7-C5	-7.20	1.34	1.39
26	1H	676	A	C5-C4	7.16	1.43	1.38
26	1H	138	G	N9-C8	7.16	1.42	1.37
26	14	1950	G	C2-N3	7.12	1.38	1.32
26	1H	2062	A	N7-C5	7.08	1.43	1.39
26	1H	1780	A	N3-C4	-7.00	1.30	1.34
26	14	2518	A	C5-C6	-6.99	1.34	1.41
26	1H	1899	G	N3-C4	-6.92	1.30	1.35
26	1H	2062	A	N3-C4	6.89	1.39	1.34
26	1H	197	A	N3-C4	-6.88	1.30	1.34
26	1H	71	A	C5-C6	-6.86	1.34	1.41
26	1H	1899	G	N9-C4	-6.84	1.32	1.38
26	14	786	C	N3-C4	-6.80	1.29	1.33
26	14	2725	A	N9-C4	-6.79	1.33	1.37
26	1H	693	C	N3-C4	-6.74	1.29	1.33
26	1H	679	C	N1-C6	-6.73	1.33	1.37
26	1H	2442	C	N1-C6	-6.71	1.33	1.37
26	1H	576	U	N3-C4	-6.68	1.32	1.38
26	1H	945	A	C5-C6	-6.64	1.35	1.41
26	1H	2062	A	C5-C6	6.52	1.47	1.41
26	1H	528	A	N9-C4	-6.50	1.33	1.37
26	1H	1966	A	N9-C4	-6.42	1.34	1.37
26	1H	1786	A	N7-C5	-6.39	1.35	1.39
26	1H	1354	A	N3-C4	-6.31	1.31	1.34
26	14	2518	A	N9-C4	-6.28	1.34	1.37
26	1H	698	C	N1-C6	-6.24	1.33	1.37
26	1H	2032	G	N7-C5	-6.22	1.35	1.39
26	1H	838	C	N1-C6	-6.22	1.33	1.37
26	1H	780	G	N9-C4	-6.20	1.32	1.38
26	14	766	C	N1-C6	-6.19	1.33	1.37
26	1H	805	G	N7-C5	-6.17	1.35	1.39
26	14	580	C	N3-C4	-6.16	1.29	1.33
26	14	1676	A	N3-C4	-6.14	1.31	1.34

*Continued on next page...*

*Continued from previous page...*

Mol	Chain	Res	Type	Atoms	Z	Observed(Å)	Ideal(Å)
26	1H	775	G	N9-C8	-6.11	1.33	1.37
26	1H	966	G	C6-N1	-6.05	1.35	1.39
26	14	1332	G	C5-C4	6.04	1.42	1.38
26	1H	2563	U	C2-N3	-6.04	1.33	1.37
26	14	2430	A	N3-C4	-6.01	1.31	1.34
26	1H	775	G	N7-C5	-6.00	1.35	1.39
26	14	2441	C	N3-C4	-5.98	1.29	1.33
26	1H	138	G	C6-N1	5.96	1.43	1.39
29	19	30	GLU	CG-CD	5.96	1.60	1.51
26	14	1698	A	N7-C5	-5.95	1.35	1.39
26	14	751	A	N9-C4	-5.94	1.34	1.37
1	13	792	A	N9-C4	-5.92	1.34	1.37
23	2K	75	C	N3-C4	-5.91	1.29	1.33
26	14	1142(A)	A	N3-C4	-5.90	1.31	1.34
26	1H	592	G	N3-C4	-5.87	1.31	1.35
26	14	766	C	N3-C4	-5.85	1.29	1.33
26	14	2518	A	N7-C5	-5.83	1.35	1.39
46	G8	84	ARG	CG-CD	5.82	1.66	1.51
26	1H	2062	A	N9-C4	5.80	1.41	1.37
26	1H	1950	G	N9-C8	5.79	1.42	1.37
26	1H	777	A	N3-C4	-5.79	1.31	1.34
26	14	788	A	N9-C4	5.76	1.41	1.37
26	1H	1624	G	C5-C4	-5.75	1.34	1.38
26	1H	945	A	N9-C4	-5.75	1.34	1.37
29	11	30	GLU	CG-CD	5.73	1.60	1.51
26	1H	2346	A	N3-C4	-5.71	1.31	1.34
26	1H	845	G	C2-N3	5.71	1.37	1.32
26	1H	2254	C	N1-C2	-5.70	1.34	1.40
26	14	1788	C	N1-C6	-5.69	1.33	1.37
26	1H	2490	G	C5-C6	-5.68	1.36	1.42
26	1H	1624	G	N3-C4	-5.68	1.31	1.35
26	1H	939	G	N3-C4	-5.67	1.31	1.35
26	1H	599	G	N9-C8	-5.66	1.33	1.37
26	1H	1278	A	N7-C5	-5.66	1.35	1.39
26	1H	1792	G	C6-N1	-5.64	1.35	1.39
26	14	74	A	N9-C4	-5.61	1.34	1.37
26	1H	122	G	N9-C4	-5.59	1.33	1.38
1	13	792	A	N3-C4	-5.59	1.31	1.34
26	14	2506	U	N1-C2	5.59	1.43	1.38
26	1H	2751	G	N3-C4	-5.59	1.31	1.35
26	1H	860	U	N1-C2	5.57	1.43	1.38
26	14	216	A	N9-C4	-5.55	1.34	1.37

*Continued on next page...*

*Continued from previous page...*

Mol	Chain	Res	Type	Atoms	Z	Observed(Å)	Ideal(Å)
26	1H	251	A	C6-N1	-5.54	1.31	1.35
26	1H	1678	G	N9-C8	5.54	1.41	1.37
26	14	1786	A	N3-C4	-5.53	1.31	1.34
26	14	1605	C	N1-C6	-5.53	1.33	1.37
26	1H	471	A	N9-C4	-5.53	1.34	1.37
26	14	2025	C	N1-C6	-5.51	1.33	1.37
26	14	90	U	N1-C2	5.51	1.43	1.38
26	1H	1678	G	N9-C4	-5.50	1.33	1.38
26	1H	678	C	N3-C4	-5.49	1.30	1.33
26	1H	966	G	N1-C2	-5.48	1.33	1.37
26	1H	1786	A	N9-C4	-5.48	1.34	1.37
26	14	1950	G	C5-C6	5.48	1.47	1.42
1	13	1227	A	N9-C4	-5.45	1.34	1.37
26	1H	1354	A	N9-C4	-5.44	1.34	1.37
26	1H	2248	C	N3-C4	-5.44	1.30	1.33
26	1H	202	U	C4-O4	-5.44	1.19	1.23
1	13	428	G	N9-C4	-5.44	1.33	1.38
56	1L	76	A	N9-C4	5.42	1.41	1.37
26	14	664	C	N1-C6	-5.41	1.33	1.37
26	14	2243	U	N3-C4	-5.41	1.33	1.38
26	1H	265	A	N3-C4	-5.40	1.31	1.34
26	1H	2506	U	N1-C2	5.40	1.43	1.38
26	1H	2575	C	N3-C4	-5.39	1.30	1.33
26	1H	2713	A	N9-C4	-5.39	1.34	1.37
26	1H	127	A	C5-C6	-5.38	1.36	1.41
26	14	974(A)	C	C4-C5	5.38	1.47	1.43
26	1H	1927	A	N7-C5	-5.35	1.36	1.39
26	1H	212	G	N7-C5	-5.35	1.36	1.39
26	1H	2453	A	N7-C5	-5.31	1.36	1.39
26	1H	663	G	N9-C8	-5.30	1.34	1.37
26	14	1021	A	N9-C4	-5.30	1.34	1.37
26	14	733	G	N9-C8	-5.29	1.34	1.37
26	1H	2053	G	C5-C6	-5.27	1.37	1.42
26	1H	2452	C	N1-C6	-5.27	1.33	1.37
26	14	1899	G	N3-C4	-5.26	1.31	1.35
26	14	1899	G	N9-C4	-5.25	1.33	1.38
31	31	57	VAL	CB-CG1	-5.24	1.41	1.52
26	14	1204	A	N9-C4	-5.24	1.34	1.37
26	1H	2392	A	N7-C5	-5.24	1.36	1.39
26	1H	1332	G	C5-C4	5.23	1.42	1.38
26	14	2542	A	N7-C5	5.23	1.42	1.39
1	13	539	A	N3-C4	-5.23	1.31	1.34

*Continued on next page...*

Continued from previous page...

Mol	Chain	Res	Type	Atoms	Z	Observed(Å)	Ideal(Å)
26	1H	1786	A	N1-C2	5.22	1.39	1.34
26	1H	2246	G	N9-C8	-5.21	1.34	1.37
26	14	1616	A	N9-C4	-5.19	1.34	1.37
29	11	122	ASP	CB-CG	5.19	1.62	1.51
26	1H	1308	A	N3-C4	-5.19	1.31	1.34
26	1H	2713	A	C5-C4	5.18	1.42	1.38
26	14	2713	A	C5-C4	5.18	1.42	1.38
26	1H	138	G	C5-C4	5.17	1.42	1.38
26	1H	1977	A	C6-N1	-5.17	1.31	1.35
23	2L	77	A	N9-C4	-5.16	1.34	1.37
26	1H	73	A	C5-C4	-5.16	1.35	1.38
26	1H	1349	A	N9-C8	5.15	1.41	1.37
26	1H	2392	A	N9-C4	-5.15	1.34	1.37
53	N8	6	VAL	CB-CG1	-5.14	1.42	1.52
26	1H	2377	A	N9-C4	-5.14	1.34	1.37
26	1H	2068	U	C2-N3	-5.14	1.34	1.37
26	14	2377	A	N9-C4	-5.14	1.34	1.37
26	14	2076	U	N1-C2	-5.13	1.33	1.38
26	14	646	A	N9-C4	5.12	1.41	1.37
26	1H	71	A	C6-N6	-5.11	1.29	1.33
26	14	1784	A	C6-N1	-5.11	1.31	1.35
26	1H	1623	G	C6-N1	-5.10	1.35	1.39
26	14	2873	A	C5-C6	-5.10	1.36	1.41
26	14	74	A	N3-C4	-5.10	1.31	1.34
1	1G	1473	A	N9-C4	-5.08	1.34	1.37
26	14	2346	A	N3-C4	-5.07	1.31	1.34
26	1H	1632	A	C5-C6	-5.07	1.36	1.41
26	1H	216	A	N9-C4	-5.06	1.34	1.37
26	1H	2053	G	C5-C4	-5.06	1.34	1.38
26	1H	1331	A	N3-C4	-5.05	1.31	1.34
26	1H	1784	A	C6-N1	-5.04	1.32	1.35
26	1H	2230	G	N3-C4	-5.04	1.31	1.35
26	1H	621	A	N9-C4	-5.04	1.34	1.37
26	1H	621	A	C5-C4	5.04	1.42	1.38
26	14	471	A	N9-C4	-5.03	1.34	1.37

All (4553) bond angle outliers are listed below:

Mol	Chain	Res	Type	Atoms	Z	Observed(°)	Ideal(°)
26	1H	1899	G	N3-C4-N9	-19.34	114.40	126.00
26	1H	783	A	C8-N9-C4	-17.08	98.97	105.80
26	14	2518	A	N1-C6-N6	17.07	128.84	118.60

Continued on next page...

*Continued from previous page...*

Mol	Chain	Res	Type	Atoms	Z	Observed(°)	Ideal(°)
26	1H	676	A	C2-N3-C4	-16.88	102.16	110.60
26	14	774	A	C2-N3-C4	-16.75	102.23	110.60
26	1H	1829	A	O5'-P-OP1	-16.50	90.85	105.70
26	1H	774	A	C2-N3-C4	-16.22	102.49	110.60
26	1H	783	A	N7-C8-N9	16.11	121.85	113.80
26	14	1332	G	C6-C5-N7	-16.08	120.75	130.40
26	1H	945	A	N1-C6-N6	16.00	128.20	118.60
26	1H	783	A	C5-N7-C8	-15.90	95.95	103.90
26	1H	71	A	C2-N3-C4	-15.51	102.84	110.60
26	1H	2490	G	C4-C5-N7	15.51	117.00	110.80
26	1H	1786	A	C2-N3-C4	-15.43	102.88	110.60
26	1H	1786	A	N1-C6-N6	15.29	127.77	118.60
26	14	945	A	N1-C6-N6	15.11	127.67	118.60
26	14	1332	G	N1-C6-O6	14.97	128.88	119.90
26	14	2053	G	N1-C6-O6	14.86	128.81	119.90
26	1H	945	A	C6-C5-N7	-14.84	121.91	132.30
26	1H	586	A	O5'-P-OP2	-14.43	92.71	105.70
26	14	783	A	C2-N3-C4	-14.41	103.39	110.60
26	1H	2490	G	C6-C5-N7	-14.33	121.80	130.40
26	14	528	A	C2-N3-C4	-14.30	103.45	110.60
26	1H	1786	A	C6-C5-N7	-14.28	122.31	132.30
26	14	1786	A	C5-N7-C8	-14.28	96.76	103.90
26	14	783	A	C5-N7-C8	-14.19	96.80	103.90
26	14	1786	A	N7-C8-N9	14.05	120.83	113.80
26	14	1332	G	C2-N3-C4	-13.95	104.92	111.90
26	1H	2287	A	C2-N3-C4	-13.92	103.64	110.60
26	14	783	A	N1-C6-N6	13.72	126.83	118.60
26	1H	783	A	C6-C5-N7	-13.62	122.76	132.30
26	1H	2346	A	N1-C2-N3	13.59	136.10	129.30
26	1H	2490	G	C5-N7-C8	-13.43	97.58	104.30
26	14	1332	G	C5-N7-C8	-13.40	97.60	104.30
26	14	1899	G	N3-C4-N9	-13.38	117.97	126.00
26	1H	1618	A	O5'-P-OP2	-13.37	93.67	105.70
26	1H	2598	A	O5'-P-OP1	-13.21	93.81	105.70
26	1H	74	A	C2-N3-C4	-13.20	104.00	110.60
26	1H	1899	G	N3-C4-C5	13.15	135.18	128.60
26	14	1332	G	C4-C5-N7	13.14	116.06	110.80
26	1H	1776	G	O5'-P-OP2	-13.05	93.96	105.70
26	1H	1899	G	N3-C2-N2	-13.04	110.77	119.90
26	14	2518	A	C6-C5-N7	-13.03	123.18	132.30
26	1H	576	U	N3-C2-O2	-13.03	113.08	122.20
26	1H	774	A	N3-C4-C5	12.99	135.89	126.80

*Continued on next page...*

*Continued from previous page...*

Mol	Chain	Res	Type	Atoms	Z	Observed(°)	Ideal(°)
26	1H	917	A	O5'-P-OP1	-12.91	94.08	105.70
26	1H	1376	C	O5'-P-OP1	-12.88	94.11	105.70
26	1H	1332	G	C5-N7-C8	-12.87	97.86	104.30
26	1H	1336	A	N1-C6-N6	-12.83	110.90	118.60
26	14	945	A	C6-C5-N7	-12.78	123.35	132.30
26	1H	1698	A	C2-N3-C4	-12.74	104.23	110.60
26	14	530	G	C6-C5-N7	-12.73	122.76	130.40
26	1H	1394	U	O5'-P-OP1	-12.69	94.28	105.70
26	1H	1786	A	C5-N7-C8	-12.56	97.62	103.90
26	1H	1899	G	N9-C4-C5	12.53	110.41	105.40
26	1H	140	A	N7-C8-N9	12.47	120.04	113.80
26	14	74	A	C2-N3-C4	-12.39	104.40	110.60
26	1H	74	A	C5-N7-C8	-12.37	97.71	103.90
26	14	2518	A	C5-N7-C8	-12.30	97.75	103.90
1	13	792	A	C2-N3-C4	-12.26	104.47	110.60
26	1H	2581	G	O5'-P-OP1	-12.26	94.67	105.70
26	14	2873	A	C6-C5-N7	-12.25	123.72	132.30
26	1H	576	U	C5-C4-O4	12.24	133.24	125.90
26	1H	676	A	N3-C4-C5	12.19	135.34	126.80
26	1H	1332	G	C2-N3-C4	-12.17	105.81	111.90
26	1H	945	A	C5-N7-C8	-12.13	97.84	103.90
26	1H	1678	G	N3-C4-C5	12.08	134.64	128.60
26	14	835	A	O5'-P-OP2	-12.08	94.83	105.70
26	14	1786	A	C2-N3-C4	-12.04	104.58	110.60
26	1H	138	G	C5-N7-C8	-12.00	98.30	104.30
26	14	1332	G	N7-C8-N9	11.98	119.09	113.10
26	14	2873	A	N1-C6-N6	11.96	125.77	118.60
26	1H	1496	A	N1-C6-N6	11.89	125.73	118.60
26	1H	1204	A	O4'-C1'-N9	11.87	117.69	108.20
26	1H	1332	G	C4-C5-N7	11.85	115.54	110.80
26	1H	676	A	C5-N7-C8	-11.85	97.98	103.90
24	3K	76	A	N1-C6-N6	11.82	125.69	118.60
26	14	2430	A	C2-N3-C4	-11.81	104.70	110.60
26	1H	679	C	C6-N1-C2	11.77	125.01	120.30
26	1H	1899	G	C2-N3-C4	-11.73	106.03	111.90
26	1H	945	A	C2-N3-C4	-11.73	104.74	110.60
26	1H	2699	C	C6-N1-C2	11.65	124.96	120.30
26	14	1678	G	N3-C4-C5	11.64	134.42	128.60
26	1H	1496	A	C5-N7-C8	-11.60	98.10	103.90
26	1H	774	A	N1-C6-N6	11.56	125.53	118.60
26	1H	1950	G	N7-C8-N9	11.55	118.88	113.10
26	1H	1271	G	O5'-P-OP2	-11.55	95.30	105.70

*Continued on next page...*

*Continued from previous page...*

Mol	Chain	Res	Type	Atoms	Z	Observed(°)	Ideal(°)
26	14	2607	G	O5'-P-OP2	-11.55	95.31	105.70
26	1H	974	G	O5'-P-OP2	-11.54	95.32	105.70
1	1G	1322	C	N1-C2-O2	11.50	125.80	118.90
26	1H	621	A	C2-N3-C4	-11.46	104.87	110.60
26	1H	917	A	C2-N3-C4	-11.39	104.90	110.60
26	1H	576	U	N1-C2-N3	11.38	121.73	114.90
26	1H	140	A	C5-N7-C8	-11.38	98.21	103.90
26	1H	530	G	N1-C6-O6	-11.37	113.08	119.90
26	1H	2430	A	C2-N3-C4	-11.34	104.93	110.60
26	14	2873	A	N7-C8-N9	11.34	119.47	113.80
26	14	783	A	C6-C5-N7	-11.28	124.41	132.30
26	14	945	A	C4-C5-N7	11.27	116.33	110.70
26	1H	2346	A	C6-C5-N7	-11.26	124.42	132.30
26	1H	676	A	N3-C4-N9	-11.23	118.42	127.40
26	14	2518	A	C4-C5-N7	11.21	116.30	110.70
26	1H	966	G	N1-C6-O6	-11.20	113.18	119.90
26	1H	1786	A	C4-C5-N7	11.16	116.28	110.70
26	1H	2681	C	C6-N1-C2	-11.15	115.84	120.30
26	14	1899	G	C2-N3-C4	-11.14	106.33	111.90
26	1H	1950	G	C5-N7-C8	-11.06	98.77	104.30
26	14	783	A	C4-C5-N7	11.04	116.22	110.70
26	1H	138	G	N7-C8-N9	11.01	118.60	113.10
26	1H	138	G	C4-C5-N7	10.98	115.19	110.80
26	1H	141	A	N1-C6-N6	10.93	125.16	118.60
26	14	1602	U	O5'-P-OP2	10.93	123.81	110.70
26	1H	2330	G	N1-C6-O6	10.93	126.46	119.90
26	1H	2490	G	N7-C8-N9	10.91	118.56	113.10
26	1H	1950	G	C8-N9-C4	-10.87	102.05	106.40
26	1H	1332	G	N7-C8-N9	10.84	118.52	113.10
26	1H	2688	U	C5-C4-O4	10.83	132.40	125.90
26	1H	945	A	C4-C5-N7	10.81	116.11	110.70
26	1H	1496	A	N7-C8-N9	10.80	119.20	113.80
26	14	2079	U	O5'-P-OP1	-10.80	95.98	105.70
26	14	774	A	N3-C4-C5	10.79	134.35	126.80
26	14	783	A	N7-C8-N9	10.76	119.18	113.80
26	1H	140	A	C8-N9-C4	-10.73	101.51	105.80
26	1H	1678	G	C5-N7-C8	-10.73	98.94	104.30
26	1H	783	A	N1-C6-N6	10.71	125.03	118.60
26	14	1786	A	C8-N9-C4	-10.66	101.53	105.80
26	1H	783	A	C2-N3-C4	-10.64	105.28	110.60
26	1H	1786	A	N7-C8-N9	10.63	119.12	113.80
26	1H	1678	G	C2-N3-C4	-10.60	106.60	111.90

*Continued on next page...*



*Continued from previous page...*

Mol	Chain	Res	Type	Atoms	Z	Observed(°)	Ideal(°)
26	14	2518	A	C2-N3-C4	-10.60	105.30	110.60
26	1H	2392	A	C5-N7-C8	-10.59	98.60	103.90
26	14	2779	U	N3-C2-O2	-10.55	114.81	122.20
26	1H	783	A	C4-C5-N7	10.53	115.96	110.70
26	1H	2346	A	C2-N3-C4	-10.52	105.34	110.60
26	1H	1614	A	C5-N7-C8	-10.52	98.64	103.90
26	1H	774	A	C5-N7-C8	-10.51	98.65	103.90
26	1H	2713	A	C5-N7-C8	-10.49	98.66	103.90
26	1H	2417	C	O5'-P-OP2	-10.48	96.27	105.70
26	14	1678	G	N3-C4-N9	-10.47	119.72	126.00
26	1H	698	C	C6-N1-C2	10.47	124.49	120.30
26	14	2873	A	C5-N7-C8	-10.47	98.66	103.90
26	1H	2053	G	C5-C6-O6	-10.42	122.35	128.60
26	1H	1678	G	N1-C6-O6	10.40	126.14	119.90
26	1H	74	A	N1-C6-N6	10.39	124.83	118.60
26	1H	2346	A	C4-C5-C6	10.38	122.19	117.00
26	1H	46	C	O5'-P-OP1	-10.36	96.37	105.70
26	14	1899	G	N3-C4-C5	10.34	133.77	128.60
26	14	2443	C	O5'-P-OP1	-10.30	96.43	105.70
26	14	530	G	C4-C5-N7	10.29	114.92	110.80
26	14	1616	A	C5-N7-C8	-10.29	98.76	103.90
26	1H	729	G	C8-N9-C4	-10.28	102.29	106.40
26	1H	966	G	C5-C6-O6	10.27	134.76	128.60
26	1H	2508	G	N1-C6-O6	10.27	126.06	119.90
26	14	330	A	C2-N3-C4	-10.22	105.49	110.60
26	1H	621	A	C5-N7-C8	-10.21	98.79	103.90
26	1H	2554	U	O5'-P-OP2	-10.21	96.51	105.70
26	1H	2430	A	N3-C4-C5	10.20	133.94	126.80
26	1H	1496	A	C4-C5-N7	10.19	115.79	110.70
26	1H	195	A	O5'-P-OP2	-10.16	96.56	105.70
26	1H	1678	G	N3-C4-N9	-10.16	119.91	126.00
26	14	2030	A	O5'-P-OP2	-10.15	96.57	105.70
26	1H	2346	A	O4'-C1'-N9	10.13	116.31	108.20
26	1H	447	A	O5'-P-OP1	-10.13	96.58	105.70
26	1H	689	A	O5'-P-OP2	-10.10	96.61	105.70
26	1H	46	C	C6-N1-C2	-10.10	116.26	120.30
26	1H	609	A	N1-C6-N6	10.09	124.66	118.60
26	1H	71	A	C5-N7-C8	-10.09	98.86	103.90
26	14	1678	G	C5-N7-C8	-10.09	99.26	104.30
26	1H	681	G	C8-N9-C4	10.06	110.42	106.40
26	1H	2430	A	N3-C4-N9	-10.06	119.35	127.40
26	14	621	A	C2-N3-C4	-10.04	105.58	110.60

*Continued on next page...*

*Continued from previous page...*

Mol	Chain	Res	Type	Atoms	Z	Observed(°)	Ideal(°)
26	14	1790	C	C5-C4-N4	10.04	127.22	120.20
26	1H	391	G	N1-C6-O6	10.02	125.91	119.90
26	1H	1784	A	N1-C6-N6	-10.01	112.60	118.60
26	1H	107	C	C6-N1-C2	10.00	124.30	120.30
26	1H	945	A	C4-C5-C6	9.96	121.98	117.00
26	1H	1021	A	N7-C8-N9	9.96	118.78	113.80
26	1H	1332	G	C6-C5-N7	-9.96	124.42	130.40
26	1H	2346	A	N7-C8-N9	9.96	118.78	113.80
1	13	1279	A	C8-N9-C4	-9.94	101.83	105.80
26	1H	2598	A	O5'-P-OP2	9.93	122.61	110.70
1	1G	254	G	O5'-P-OP1	-9.93	96.77	105.70
26	14	1332	G	C4-N9-C1'	9.93	139.40	126.50
1	13	1493	A	O5'-P-OP1	-9.88	96.81	105.70
26	1H	1210	A	N1-C6-N6	9.88	124.53	118.60
26	1H	2346	A	N1-C6-N6	9.85	124.51	118.60
26	1H	613	U	N3-C2-O2	-9.85	115.31	122.20
26	1H	2755	C	C6-N1-C2	-9.80	116.38	120.30
26	14	2554	U	O5'-P-OP1	-9.80	96.88	105.70
26	14	2042	A	O5'-P-OP2	-9.79	96.89	105.70
26	1H	74	A	N7-C8-N9	9.77	118.68	113.80
26	1H	202	U	C5-C4-O4	-9.77	120.04	125.90
26	14	528	A	N3-C4-C5	9.75	133.62	126.80
26	1H	1616	A	C5-N7-C8	-9.74	99.03	103.90
26	14	2076	U	O5'-P-OP2	-9.73	96.94	105.70
26	1H	2447	G	O5'-P-OP1	-9.73	96.94	105.70
26	1H	1309	G	O5'-P-OP2	-9.71	96.96	105.70
26	1H	71	A	N1-C2-N3	9.71	134.15	129.30
26	1H	774	A	O5'-P-OP2	-9.70	96.97	105.70
26	14	802	A	O5'-P-OP2	-9.70	96.97	105.70
55	Q8	52	LYS	N-CA-C	-9.70	84.81	111.00
26	1H	1807	G	N1-C6-O6	9.69	125.71	119.90
26	1H	839	U	O5'-P-OP2	-9.68	96.98	105.70
26	1H	1786	A	N1-C2-N3	9.67	134.14	129.30
26	1H	2330	G	C5-C6-O6	-9.66	122.81	128.60
26	1H	1678	G	C4-C5-N7	9.66	114.66	110.80
28	79	53	ARG	NE-CZ-NH1	-9.65	115.47	120.30
26	14	2249	U	C6-N1-C2	-9.65	115.21	121.00
26	1H	179	G	N1-C6-O6	9.63	125.68	119.90
26	1H	774	A	N3-C4-N9	-9.63	119.70	127.40
26	1H	1698	A	N1-C2-N3	9.61	134.10	129.30
26	14	2443	C	O5'-P-OP2	9.61	122.23	110.70
26	14	1406	U	C5-C6-N1	9.60	127.50	122.70

*Continued on next page...*

*Continued from previous page...*

Mol	Chain	Res	Type	Atoms	Z	Observed(°)	Ideal(°)
26	14	1698	A	C6-C5-N7	-9.60	125.58	132.30
26	14	2873	A	C2-N3-C4	-9.55	105.82	110.60
26	1H	1437	C	C6-N1-C2	-9.54	116.48	120.30
26	14	2287	A	C2-N3-C4	-9.54	105.83	110.60
26	1H	265	A	C2-N3-C4	-9.54	105.83	110.60
26	14	2430	A	N3-C4-C5	9.53	133.47	126.80
26	1H	140	A	N1-C6-N6	9.53	124.32	118.60
26	1H	2584	U	N3-C2-O2	-9.50	115.55	122.20
26	1H	593	G	O5'-P-OP2	-9.50	97.15	105.70
26	1H	613	U	C5-C4-O4	9.50	131.60	125.90
27	1J	30	C	C6-N1-C2	-9.49	116.51	120.30
26	14	74	A	C5-C6-N1	-9.48	112.96	117.70
26	1H	2506	U	N1-C2-O2	9.48	129.44	122.80
26	14	1790	C	C2-N1-C1'	-9.48	108.37	118.80
26	14	793	A	O5'-P-OP2	-9.48	97.17	105.70
26	1H	2476	A	C8-N9-C4	-9.47	102.01	105.80
26	1H	2392	A	N1-C6-N6	9.47	124.28	118.60
26	1H	858	U	O5'-P-OP2	-9.45	97.19	105.70
26	1H	1528	A	N7-C8-N9	9.45	118.53	113.80
26	1H	2688	U	N3-C2-O2	-9.45	115.59	122.20
26	1H	203	C	C5-C4-N4	-9.44	113.59	120.20
1	13	690	G	C6-C5-N7	-9.44	124.74	130.40
26	1H	2689	U	C5-C4-O4	9.44	131.56	125.90
26	1H	984	A	O5'-P-OP2	-9.42	97.22	105.70
26	1H	140	A	C6-C5-N7	-9.41	125.71	132.30
26	14	1698	A	N1-C6-N6	9.41	124.25	118.60
26	1H	1632	A	N1-C6-N6	9.40	124.24	118.60
26	1H	2250	G	N9-C4-C5	9.40	109.16	105.40
26	14	1332	G	N1-C2-N3	9.40	129.54	123.90
26	1H	801	G	O5'-P-OP2	-9.39	97.25	105.70
26	14	945	A	N9-C4-C5	-9.39	102.05	105.80
26	1H	828	U	C5-C4-O4	9.38	131.53	125.90
26	1H	530	G	C5-C6-O6	9.37	134.22	128.60
26	1H	1931	U	N3-C2-O2	-9.37	115.64	122.20
26	1H	828	U	N3-C4-O4	-9.37	112.84	119.40
46	G8	81	LYS	C-N-CD	-9.36	100.01	120.60
26	1H	1698	A	C5-N7-C8	-9.35	99.23	103.90
26	1H	805	G	O5'-P-OP1	-9.34	97.29	105.70
26	14	530	G	N1-C6-O6	9.34	125.50	119.90
26	14	1616	A	C2-N3-C4	-9.34	105.93	110.60
26	14	307	G	N1-C6-O6	9.34	125.50	119.90
26	14	774	A	N3-C4-N9	-9.34	119.93	127.40

*Continued on next page...*

*Continued from previous page...*

Mol	Chain	Res	Type	Atoms	Z	Observed(°)	Ideal(°)
56	1L	74	C	N1-C2-O2	9.33	124.50	118.90
26	1H	2681	C	N3-C2-O2	-9.32	115.38	121.90
26	1H	1528	A	C8-N9-C4	-9.31	102.08	105.80
26	14	676	A	C2-N3-C4	-9.30	105.95	110.60
26	1H	31	C	O5'-P-OP1	-9.30	97.33	105.70
26	14	1496	A	N7-C8-N9	9.29	118.44	113.80
26	1H	678	C	C5-C6-N1	-9.29	116.36	121.00
26	1H	2036	C	O5'-P-OP2	-9.26	97.36	105.70
26	1H	945	A	N1-C2-N3	9.26	133.93	129.30
26	1H	945	A	N7-C8-N9	9.26	118.43	113.80
26	1H	330	A	N1-C2-N3	9.25	133.93	129.30
26	1H	788	A	N1-C6-N6	9.25	124.15	118.60
26	1H	2708	G	O5'-P-OP2	-9.24	97.38	105.70
26	14	71	A	C5-N7-C8	-9.23	99.28	103.90
26	14	1790	C	N3-C4-N4	-9.23	111.54	118.00
26	1H	99	U	C2-N1-C1'	9.22	128.76	117.70
26	1H	676	A	O4'-C1'-N9	9.22	115.57	108.20
26	14	4	C	C2-N1-C1'	9.20	128.91	118.80
26	1H	1614	A	N1-C6-N6	9.19	124.11	118.60
26	1H	141	A	C5-N7-C8	-9.19	99.31	103.90
26	1H	774	A	C4-C5-N7	9.19	115.29	110.70
1	1G	1322	C	N3-C2-O2	-9.19	115.47	121.90
26	14	528	A	N3-C4-N9	-9.18	120.05	127.40
26	14	828	U	C5-C4-O4	9.18	131.41	125.90
26	14	945	A	C2-N3-C4	-9.18	106.01	110.60
26	14	2386	C	C6-N1-C2	9.18	123.97	120.30
26	1H	1984	G	O5'-P-OP2	-9.18	97.44	105.70
26	1H	830	G	C8-N9-C4	-9.17	102.73	106.40
26	1H	945	A	C5-C6-N6	-9.17	116.37	123.70
26	1H	2392	A	C4-C5-N7	9.16	115.28	110.70
26	1H	2490	G	N1-C6-O6	9.16	125.40	119.90
26	1H	2392	A	C2-N3-C4	-9.16	106.02	110.60
26	14	733	G	N3-C4-N9	9.15	131.49	126.00
26	14	2518	A	N7-C8-N9	9.14	118.37	113.80
26	14	1796	U	O5'-P-OP1	-9.12	97.49	105.70
26	1H	1253	A	N1-C6-N6	9.11	124.07	118.60
26	1H	676	A	N7-C8-N9	9.10	118.35	113.80
26	1H	2506	U	N3-C2-O2	-9.10	115.83	122.20
1	13	1301	U	C2-N1-C1'	9.09	128.60	117.70
24	3K	76	A	C6-C5-N7	-9.09	125.94	132.30
26	1H	2055	C	N3-C4-C5	-9.09	118.27	121.90
26	1H	245	G	N1-C6-O6	9.08	125.35	119.90

*Continued on next page...*

*Continued from previous page...*

Mol	Chain	Res	Type	Atoms	Z	Observed(°)	Ideal(°)
26	1H	528	A	C2-N3-C4	-9.07	106.07	110.60
26	14	684	G	C8-N9-C4	-9.06	102.77	106.40
26	1H	105	C	C6-N1-C2	-9.03	116.69	120.30
1	13	49	U	P-O3'-C3'	9.02	130.53	119.70
26	1H	2490	G	C5-C6-O6	-9.02	123.19	128.60
26	14	805	G	O5'-P-OP1	-9.02	97.58	105.70
26	1H	138	G	C5-C6-O6	-9.02	123.19	128.60
26	1H	71	A	C4-C5-N7	9.01	115.20	110.70
26	1H	773	U	N1-C2-O2	-9.01	116.50	122.80
26	1H	783	A	N1-C2-N3	9.01	133.80	129.30
26	1H	120	U	C4-C5-C6	8.99	125.10	119.70
26	14	2873	A	N1-C2-N3	8.99	133.79	129.30
26	1H	2392	A	N7-C8-N9	8.98	118.29	113.80
26	14	2250	G	O5'-P-OP1	-8.98	97.62	105.70
26	1H	1962	C	C6-N1-C2	-8.97	116.71	120.30
26	1H	2346	A	C8-N9-C4	-8.95	102.22	105.80
26	14	2713	A	C5-N7-C8	-8.95	99.42	103.90
26	1H	1623	G	N1-C6-O6	-8.94	114.53	119.90
26	14	1812	A	O5'-P-OP2	-8.94	97.65	105.70
26	1H	1807	G	C5-C6-O6	-8.93	123.24	128.60
26	1H	508	G	C6-C5-N7	-8.93	125.05	130.40
26	1H	1982	C	O5'-P-OP2	-8.93	97.67	105.70
26	14	2387	U	C5-C6-N1	-8.93	118.24	122.70
1	13	1279	A	N7-C8-N9	8.92	118.26	113.80
26	1H	2712	U	C2-N3-C4	-8.91	121.66	127.00
26	1H	330	A	C2-N3-C4	-8.90	106.15	110.60
26	14	1142	U	C2-N1-C1'	8.88	128.36	117.70
26	1H	508	G	C8-N9-C1'	-8.88	115.45	127.00
26	14	676	A	C5-N7-C8	-8.88	99.46	103.90
1	13	5	U	C2-N1-C1'	8.87	128.35	117.70
26	1H	1827	C	C6-N1-C2	-8.87	116.75	120.30
26	14	1431	U	C5-C6-N1	8.87	127.14	122.70
26	14	1801	G	C5-C6-O6	-8.87	123.28	128.60
26	1H	183	C	N1-C2-O2	8.87	124.22	118.90
26	1H	270(O)	U	C2-N1-C1'	8.87	128.34	117.70
26	1H	1366	A	O5'-P-OP1	8.87	121.34	110.70
26	1H	2053	G	N1-C6-O6	8.86	125.21	119.90
26	1H	461	C	N1-C2-O2	-8.85	113.59	118.90
26	14	495	G	O5'-P-OP1	-8.85	97.73	105.70
26	14	1932	A	O5'-P-OP1	-8.85	97.73	105.70
26	14	2430	A	N3-C4-N9	-8.85	120.32	127.40
26	1H	1021	A	C8-N9-C4	-8.84	102.26	105.80

*Continued on next page...*

*Continued from previous page...*

Mol	Chain	Res	Type	Atoms	Z	Observed(°)	Ideal(°)
26	14	945	A	C5-N7-C8	-8.84	99.48	103.90
57	3L	76	A	C5-N7-C8	-8.83	99.48	103.90
26	14	2447	G	C4-C5-N7	-8.83	107.27	110.80
26	14	2053	G	C6-C5-N7	-8.82	125.11	130.40
26	1H	1786	A	C4-C5-C6	8.81	121.41	117.00
26	14	2518	A	O4'-C1'-N9	-8.81	101.15	108.20
26	14	2873	A	C4-C5-C6	8.81	121.41	117.00
26	14	1332	G	C8-N9-C1'	-8.80	115.56	127.00
26	1H	74	A	C6-C5-N7	-8.79	126.14	132.30
26	14	2053	G	C5-C6-N1	-8.79	107.10	111.50
1	1G	117	G	N1-C6-O6	8.77	125.16	119.90
26	1H	245	G	C6-C5-N7	-8.77	125.14	130.40
26	1H	2392	A	C5-C6-N1	-8.77	113.31	117.70
13	4A	95	GLY	N-CA-C	8.76	135.00	113.10
1	13	1489	G	C8-N9-C4	8.76	109.90	106.40
26	1H	1366	A	N1-C6-N6	8.75	123.85	118.60
26	1H	1394	U	O5'-P-OP2	8.74	121.19	110.70
26	14	675	A	C8-N9-C4	8.73	109.29	105.80
26	1H	2311	A	C2-N3-C4	-8.73	106.24	110.60
26	1H	845	G	OP1-P-O3'	8.72	124.38	105.20
26	14	1618	A	C8-N9-C4	-8.72	102.31	105.80
26	1H	837	C	O5'-P-OP1	-8.71	97.86	105.70
26	1H	2256	G	O5'-P-OP2	-8.70	97.87	105.70
1	13	843	U	C2-N1-C1'	8.70	128.14	117.70
26	1H	796	C	C6-N1-C2	8.70	123.78	120.30
26	14	1783	A	C8-N9-C4	-8.69	102.32	105.80
1	13	328	C	N1-C2-O2	8.68	124.11	118.90
24	3K	76	A	C5-N7-C8	-8.68	99.56	103.90
26	1H	676	A	C5-C6-N1	-8.65	113.37	117.70
1	13	792	A	N1-C2-N3	8.64	133.62	129.30
26	1H	788	A	N9-C4-C5	-8.64	102.34	105.80
26	14	575	A	N1-C6-N6	8.64	123.78	118.60
26	1H	211	A	N1-C6-N6	8.63	123.78	118.60
26	1H	1255	U	N3-C4-O4	8.63	125.44	119.40
26	14	2392	A	C2-N3-C4	-8.63	106.29	110.60
57	3L	76	A	N7-C8-N9	8.62	118.11	113.80
26	1H	1021	A	C5-N7-C8	-8.61	99.59	103.90
26	14	1783	A	N9-C4-C5	8.62	109.25	105.80
26	1H	2508	G	C5-C6-O6	-8.61	123.43	128.60
26	1H	508	G	C4-C5-N7	8.60	114.24	110.80
26	1H	1616	A	N7-C8-N9	8.60	118.10	113.80
26	1H	784	A	N1-C6-N6	-8.60	113.44	118.60

*Continued on next page...*

*Continued from previous page...*

Mol	Chain	Res	Type	Atoms	Z	Observed(°)	Ideal(°)
26	1H	1496	A	C6-C5-N7	-8.59	126.28	132.30
26	14	2598	A	O5'-P-OP1	-8.59	97.97	105.70
26	1H	2429	G	N3-C2-N2	-8.59	113.89	119.90
26	14	774	A	C5-N7-C8	-8.57	99.61	103.90
26	14	2301	C	C6-N1-C2	-8.56	116.87	120.30
57	3L	76	A	N1-C6-N6	8.56	123.74	118.60
26	14	1204	A	C2-N3-C4	-8.56	106.32	110.60
26	1H	580	C	C6-N1-C2	-8.55	116.88	120.30
26	1H	2404	C	O5'-P-OP1	-8.55	98.00	105.70
26	1H	148	C	C5-C6-N1	-8.55	116.73	121.00
26	1H	74	A	C4-C5-N7	8.54	114.97	110.70
26	14	1786	A	C4-C5-N7	8.54	114.97	110.70
26	1H	783	A	C4-C5-C6	8.53	121.27	117.00
26	1H	1825	A	O5'-P-OP2	-8.53	98.02	105.70
26	14	1658	C	C6-N1-C2	-8.52	116.89	120.30
26	14	1780	A	N1-C6-N6	-8.52	113.49	118.60
1	13	892	A	C2-N3-C4	-8.51	106.35	110.60
26	1H	138	G	C8-N9-C4	-8.49	103.00	106.40
22	1K	76	A	N7-C8-N9	8.49	118.04	113.80
26	1H	259	G	N1-C6-O6	8.49	124.99	119.90
26	1H	1255	U	N1-C2-O2	-8.49	116.86	122.80
26	1H	2681	C	P-O3'-C3'	8.48	129.88	119.70
26	14	1382	G	C4-C5-N7	8.48	114.19	110.80
26	14	216	A	C8-N9-C4	8.47	109.19	105.80
26	1H	491	G	O5'-P-OP1	-8.47	98.08	105.70
26	1H	915	C	N1-C2-O2	8.47	123.98	118.90
26	1H	835	A	O5'-P-OP2	-8.46	98.09	105.70
26	1H	2062	A	C8-N9-C4	8.46	109.18	105.80
26	14	1304	C	N1-C2-O2	8.46	123.97	118.90
26	14	1605	C	N1-C2-O2	-8.45	113.83	118.90
26	1H	2030	A	C5-C6-N6	-8.44	116.95	123.70
26	14	1332	G	C5-C6-N1	-8.43	107.28	111.50
26	14	2725	A	C2-N3-C4	-8.43	106.39	110.60
26	1H	140	A	C4-C5-N7	8.42	114.91	110.70
26	14	2880	C	C6-N1-C2	-8.42	116.93	120.30
1	13	1533	C	C2-N1-C1'	8.42	128.06	118.80
26	1H	621	A	N1-C6-N6	8.42	123.65	118.60
26	1H	917	A	N1-C2-N3	8.40	133.50	129.30
28	79	53	ARG	NE-CZ-NH2	8.40	124.50	120.30
26	1H	265	A	C5-N7-C8	-8.40	99.70	103.90
26	1H	391	G	C6-C5-N7	-8.38	125.37	130.40
26	1H	576	U	N3-C4-O4	-8.38	113.53	119.40

*Continued on next page...*

*Continued from previous page...*

Mol	Chain	Res	Type	Atoms	Z	Observed(°)	Ideal(°)
26	1H	1190	G	O5'-P-OP1	-8.38	98.16	105.70
26	1H	202	U	N3-C4-C5	8.37	119.62	114.60
26	1H	1786	A	N9-C4-C5	-8.37	102.45	105.80
26	14	1790	C	C6-N1-C1'	8.37	130.84	120.80
1	13	656	C	C5-C6-N1	8.36	125.18	121.00
26	1H	537	C	O5'-P-OP1	8.37	120.74	110.70
26	1H	1972	A	N1-C6-N6	8.36	123.61	118.60
1	1G	1487	G	C5-C6-O6	-8.36	123.59	128.60
26	14	2712	U	C5-C6-N1	-8.36	118.52	122.70
26	1H	2346	A	C4-N9-C1'	8.35	141.33	126.30
26	14	2213	U	C2-N1-C1'	8.35	127.72	117.70
26	14	2346	A	N1-C2-N3	8.35	133.47	129.30
12	3A	27	LEU	CA-CB-CG	8.34	134.49	115.30
26	14	2873	A	C4-C5-N7	8.34	114.87	110.70
1	13	328	C	C2-N1-C1'	8.33	127.97	118.80
26	1H	2352	A	O5'-P-OP1	-8.33	98.20	105.70
1	13	428	G	N3-C4-N9	-8.33	121.00	126.00
26	14	2437	U	C5-C4-O4	8.33	130.90	125.90
26	1H	2287	A	N1-C2-N3	8.32	133.46	129.30
37	78	61	ARG	NE-CZ-NH1	8.32	124.46	120.30
26	1H	1142(A)	A	C2-N3-C4	-8.31	106.44	110.60
26	1H	678	C	C6-N1-C2	8.31	123.62	120.30
26	14	1908	C	C6-N1-C2	-8.31	116.98	120.30
38	45	82	ARG	N-CA-C	8.31	133.43	111.00
26	1H	2036	C	C6-N1-C2	-8.30	116.98	120.30
26	14	675	A	N9-C4-C5	-8.30	102.48	105.80
26	14	774	A	N1-C6-N6	8.30	123.58	118.60
24	3K	76	A	C4-C5-N7	8.29	114.84	110.70
26	14	34	C	N1-C2-O2	8.29	123.87	118.90
26	14	2387	U	N3-C4-O4	-8.28	113.60	119.40
26	1H	138	G	O4'-C1'-N9	8.28	114.82	108.20
26	14	733	G	N3-C4-C5	-8.28	124.46	128.60
26	1H	141	A	C4-C5-N7	8.27	114.83	110.70
26	14	729	G	N1-C2-N2	8.27	123.64	116.20
55	M5	48	PHE	C-N-CA	8.27	142.38	121.70
26	1H	333	G	O5'-P-OP2	-8.26	98.26	105.70
26	1H	1632	A	C4-C5-N7	8.26	114.83	110.70
26	14	621	A	C5-C6-N1	-8.24	113.58	117.70
26	1H	1225	C	C6-N1-C2	8.24	123.59	120.30
1	13	623	C	C5-C6-N1	8.22	125.11	121.00
26	1H	271(B)	G	N3-C4-C5	-8.21	124.50	128.60
1	1G	1301	U	C2-N1-C1'	8.21	127.55	117.70

*Continued on next page...*



*Continued from previous page...*

Mol	Chain	Res	Type	Atoms	Z	Observed(°)	Ideal(°)
26	14	1279	G	N1-C6-O6	-8.21	114.98	119.90
26	1H	845	G	P-O3'-C3'	8.20	129.54	119.70
26	14	774	A	C5-C6-N1	-8.20	113.60	117.70
26	1H	196	A	O4'-C1'-N9	8.19	114.75	108.20
26	1H	2713	A	N7-C8-N9	8.19	117.90	113.80
1	13	910	C	C6-N1-C2	8.19	123.58	120.30
26	1H	477	A	O5'-P-OP2	-8.19	98.33	105.70
26	1H	508	G	C4-N9-C1'	8.19	137.15	126.50
26	1H	1614	A	O5'-P-OP1	-8.19	98.33	105.70
26	1H	2392	A	C6-C5-N7	-8.19	126.57	132.30
26	1H	2406	U	O5'-P-OP1	-8.19	98.33	105.70
1	13	974	A	C5-N7-C8	-8.19	99.81	103.90
26	1H	2713	A	C2-N3-C4	-8.18	106.51	110.60
26	14	468	G	O5'-P-OP2	8.17	120.51	110.70
26	1H	2250	G	C8-N9-C4	-8.17	103.13	106.40
26	1H	49	A	O5'-P-OP2	-8.17	98.35	105.70
26	14	694	U	O5'-P-OP2	-8.17	98.35	105.70
26	1H	2374	C	C5-C6-N1	-8.16	116.92	121.00
26	1H	1950	G	C4-C5-N7	8.16	114.06	110.80
26	14	1393	A	O5'-P-OP2	-8.15	98.36	105.70
26	1H	74	A	C5-C6-N1	-8.15	113.62	117.70
26	1H	1899	G	C5-C6-O6	8.15	133.49	128.60
26	1H	2234	G	O5'-P-OP2	-8.15	98.36	105.70
26	14	694	U	N3-C2-O2	-8.14	116.50	122.20
26	1H	99	U	N3-C2-O2	-8.14	116.50	122.20
26	1H	621	A	C4-C5-N7	8.13	114.76	110.70
26	1H	2712	U	C2-N1-C1'	8.13	127.45	117.70
26	1H	1903	G	C5-C6-O6	8.12	133.47	128.60
26	1H	737	C	N1-C2-O2	-8.11	114.03	118.90
26	14	2272	U	N3-C2-O2	-8.11	116.53	122.20
26	1H	1210	A	C6-C5-N7	-8.10	126.63	132.30
26	14	828	U	N1-C2-O2	8.09	128.47	122.80
26	1H	1604	C	N1-C2-O2	-8.09	114.05	118.90
26	14	388	G	N3-C4-N9	-8.09	121.14	126.00
26	1H	2503	A	N1-C2-N3	-8.09	125.25	129.30
26	14	1899	G	N3-C2-N2	-8.09	114.24	119.90
1	13	690	G	C4-N9-C1'	8.09	137.01	126.50
23	2K	27	G	N1-C6-O6	8.09	124.75	119.90
26	14	828	U	N3-C2-O2	-8.09	116.54	122.20
26	1H	508	G	N9-C4-C5	-8.08	102.17	105.40
26	1H	2713	A	N1-C6-N6	8.08	123.45	118.60
26	1H	846	C	O5'-P-OP2	-8.08	98.43	105.70

*Continued on next page...*

*Continued from previous page...*

Mol	Chain	Res	Type	Atoms	Z	Observed(°)	Ideal(°)
26	1H	575	A	C8-N9-C4	8.07	109.03	105.80
26	1H	679	C	C5-C6-N1	-8.07	116.96	121.00
26	1H	2857	G	O5'-P-OP1	-8.07	98.44	105.70
26	1H	51	G	O5'-P-OP1	-8.06	98.44	105.70
26	14	265	A	C2-N3-C4	-8.06	106.57	110.60
26	14	1496	A	C8-N9-C4	-8.06	102.58	105.80
26	14	2592	G	O5'-P-OP2	-8.05	98.46	105.70
26	1H	787	U	O5'-P-OP1	8.05	120.36	110.70
26	14	1616	A	N7-C8-N9	8.05	117.82	113.80
26	14	729	G	C2-N3-C4	8.04	115.92	111.90
26	14	806	C	O5'-P-OP1	-8.04	98.46	105.70
26	1H	827	U	O5'-P-OP1	8.03	120.34	110.70
26	1H	1453	A	N1-C6-N6	8.03	123.42	118.60
26	14	1142	U	N1-C2-O2	8.03	128.42	122.80
26	14	2518	A	N9-C4-C5	-8.03	102.59	105.80
26	14	530	G	N7-C8-N9	8.02	117.11	113.10
26	1H	1699	G	O5'-P-OP1	-8.02	98.48	105.70
26	14	128	C	C6-N1-C2	-8.02	117.09	120.30
26	1H	2689	U	N3-C4-O4	-8.01	113.79	119.40
26	1H	1022	G	N9-C4-C5	8.00	108.60	105.40
26	1H	1293	C	O5'-P-OP2	8.00	120.30	110.70
26	14	2873	A	C8-N9-C4	-8.00	102.60	105.80
26	1H	1767	C	O5'-P-OP1	-8.00	98.50	105.70
26	1H	2688	U	N1-C2-N3	8.00	119.70	114.90
26	14	1678	G	C2-N3-C4	-8.00	107.90	111.90
26	14	783	A	C8-N9-C4	-7.99	102.60	105.80
26	1H	71	A	N1-C6-N6	7.99	123.39	118.60
26	1H	1900	A	O5'-P-OP1	7.99	120.28	110.70
26	14	2430	A	N1-C6-N6	7.99	123.39	118.60
26	1H	1598	C	OP1-P-O3'	7.98	122.76	105.20
26	14	733	G	C8-N9-C1'	-7.98	116.62	127.00
26	1H	243	U	O5'-P-OP2	-7.98	98.52	105.70
26	1H	613	U	N3-C4-O4	-7.98	113.82	119.40
26	1H	936	C	C6-N1-C2	7.97	123.49	120.30
26	14	1276	A	N9-C4-C5	-7.97	102.61	105.80
26	1H	2713	A	C4-C5-N7	7.97	114.68	110.70
26	14	471	A	C2-N3-C4	-7.97	106.62	110.60
26	1H	2751	G	C5-C6-O6	7.96	133.38	128.60
26	1H	1697	G	C5-C6-O6	-7.96	123.82	128.60
26	14	1332	G	N9-C4-C5	-7.96	102.22	105.40
26	1H	1314	C	C2-N1-C1'	7.96	127.55	118.80
1	1G	1260	C	C6-N1-C2	-7.96	117.12	120.30

*Continued on next page...*

*Continued from previous page...*

Mol	Chain	Res	Type	Atoms	Z	Observed(°)	Ideal(°)
26	1H	468	G	N1-C6-O6	7.96	124.67	119.90
26	1H	445	C	C6-N1-C2	-7.95	117.12	120.30
26	14	530	G	C5-N7-C8	-7.95	100.33	104.30
26	14	1332	G	C5-C6-O6	-7.95	123.83	128.60
26	1H	2346	A	C5-N7-C8	-7.95	99.93	103.90
26	1H	270(L)	U	C5-C6-N1	7.94	126.67	122.70
1	13	974	A	O4'-C1'-N9	7.93	114.55	108.20
23	2K	18	U	C2-N1-C1'	7.93	127.22	117.70
26	14	1780	A	O5'-P-OP2	-7.93	98.56	105.70
1	13	808	C	O5'-P-OP1	-7.93	98.56	105.70
26	1H	2755	C	C5-C6-N1	7.93	124.97	121.00
26	14	512	G	O4'-C1'-N9	7.93	114.54	108.20
1	1G	1139	G	N3-C4-C5	7.92	132.56	128.60
1	13	1446	A	O4'-C1'-N9	7.92	114.54	108.20
26	1H	768	G	O5'-P-OP2	-7.92	98.58	105.70
26	1H	2375	G	C8-N9-C4	7.91	109.56	106.40
26	1H	1129	A	O5'-P-OP2	-7.91	98.58	105.70
26	1H	668	G	O5'-P-OP2	-7.90	98.59	105.70
26	1H	678	C	N3-C4-C5	7.90	125.06	121.90
26	1H	1950	G	O4'-C1'-N9	7.90	114.52	108.20
26	14	2518	A	C5-C6-N6	-7.90	117.38	123.70
1	13	1517	G	O5'-P-OP2	-7.89	98.60	105.70
26	14	690	G	C8-N9-C4	7.89	109.56	106.40
1	13	690	G	O4'-C1'-N9	7.88	114.50	108.20
26	1H	1393	A	O5'-P-OP2	-7.88	98.61	105.70
26	1H	2205	C	O5'-P-OP2	-7.87	98.61	105.70
26	1H	1653	G	P-O3'-C3'	7.87	129.14	119.70
26	1H	1758	G	N3-C2-N2	-7.87	114.39	119.90
27	16	6	C	N1-C2-O2	-7.87	114.18	118.90
26	14	2249	U	N3-C2-O2	-7.87	116.69	122.20
26	1H	1603	A	C8-N9-C4	-7.87	102.65	105.80
26	1H	528	A	N3-C4-C5	7.86	132.30	126.80
26	14	1936	A	O4'-C1'-N9	7.85	114.48	108.20
26	1H	1931	U	N1-C2-N3	7.85	119.61	114.90
26	1H	464	U	O5'-P-OP1	-7.85	98.64	105.70
26	14	783	A	C5-C6-N1	-7.85	113.78	117.70
26	14	2518	A	C5-C6-N1	-7.84	113.78	117.70
26	1H	2681	C	C2-N1-C1'	7.84	127.42	118.80
1	13	428	G	N3-C4-C5	7.84	132.52	128.60
26	14	189	G	C5-C6-O6	-7.84	123.90	128.60
1	13	974	A	N7-C8-N9	7.84	117.72	113.80
26	1H	189	G	N1-C6-O6	7.83	124.60	119.90

*Continued on next page...*

*Continued from previous page...*

Mol	Chain	Res	Type	Atoms	Z	Observed(°)	Ideal(°)
26	14	773	U	N1-C2-N3	7.83	119.60	114.90
26	1H	1355	G	N1-C6-O6	-7.83	115.20	119.90
26	1H	1955	U	N3-C2-O2	-7.83	116.72	122.20
26	1H	2441	C	N3-C4-N4	-7.83	112.52	118.00
26	14	1614	A	C2-N3-C4	-7.83	106.69	110.60
1	13	816	A	N1-C6-N6	-7.83	113.90	118.60
26	1H	279	C	C6-N1-C2	-7.82	117.17	120.30
26	1H	1614	A	C4-C5-N7	7.82	114.61	110.70
26	14	71	A	N1-C6-N6	7.82	123.29	118.60
26	14	117	G	O5'-P-OP1	7.82	120.08	110.70
26	14	752	A	N1-C2-N3	7.81	133.21	129.30
26	14	1336	A	O5'-P-OP2	-7.81	98.67	105.70
26	1H	1253	A	N9-C4-C5	-7.81	102.68	105.80
26	1H	1899	G	C8-N9-C4	-7.80	103.28	106.40
26	1H	1336	A	N9-C4-C5	7.79	108.92	105.80
26	1H	1204	A	C2-N3-C4	-7.79	106.70	110.60
26	1H	1408	C	N1-C2-O2	-7.78	114.23	118.90
26	1H	736	C	O5'-P-OP1	-7.77	98.70	105.70
1	1G	1395	C	O5'-P-OP1	-7.77	98.70	105.70
26	1H	190	A	N1-C6-N6	7.77	123.26	118.60
1	13	963	G	N3-C4-N9	7.77	130.66	126.00
26	14	2287	A	C8-N9-C4	7.77	108.91	105.80
26	1H	2607	G	C6-C5-N7	-7.76	125.74	130.40
1	1G	690	G	C5-N7-C8	-7.76	100.42	104.30
1	13	715	A	O5'-P-OP2	-7.76	98.71	105.70
1	13	690	G	N7-C8-N9	7.76	116.98	113.10
26	1H	2565	A	O5'-P-OP1	-7.76	98.72	105.70
26	1H	1528	A	C5-N7-C8	-7.76	100.02	103.90
26	14	2060	A	O4'-C1'-N9	7.76	114.41	108.20
1	13	5	U	N1-C2-O2	7.76	128.23	122.80
26	1H	930	U	C5-C4-O4	7.75	130.55	125.90
26	1H	678	C	C2-N3-C4	-7.75	116.03	119.90
26	1H	1819	A	C5-C6-N6	-7.75	117.50	123.70
26	1H	2442	C	C5-C4-N4	-7.75	114.78	120.20
26	1H	1616	A	C4-C5-N7	7.74	114.57	110.70
26	1H	1839	G	N3-C2-N2	7.73	125.31	119.90
26	1H	467	G	O5'-P-OP2	-7.73	98.74	105.70
26	14	2392	A	C5-C6-N1	-7.73	113.83	117.70
26	1H	1759	A	O5'-P-OP1	-7.73	98.74	105.70
26	14	1544	C	C2-N1-C1'	7.73	127.30	118.80
26	1H	698	C	C5-C6-N1	-7.73	117.14	121.00
26	1H	2246	G	OP1-P-O3'	7.73	122.20	105.20

*Continued on next page...*

*Continued from previous page...*

Mol	Chain	Res	Type	Atoms	Z	Observed(°)	Ideal(°)
33	59	171	LEU	CA-CB-CG	7.73	133.07	115.30
1	13	1533	C	N1-C2-O2	7.72	123.53	118.90
26	14	929	G	N1-C6-O6	7.72	124.53	119.90
26	14	2335	A	O4'-C1'-N9	7.72	114.38	108.20
26	14	1796	U	O5'-P-OP2	7.72	119.96	110.70
26	1H	141	A	N7-C8-N9	7.71	117.66	113.80
1	1G	1281	U	C5-C6-N1	7.71	126.56	122.70
26	1H	1558	A	C2-N3-C4	-7.71	106.75	110.60
26	14	140	A	C5-N7-C8	-7.71	100.05	103.90
26	14	1659	U	O5'-P-OP2	-7.71	98.77	105.70
26	14	2439	A	N1-C6-N6	7.70	123.22	118.60
26	1H	201	C	C6-N1-C2	7.70	123.38	120.30
26	1H	1806	C	OP1-P-OP2	7.70	131.15	119.60
26	14	307	G	C5-C6-O6	-7.69	123.98	128.60
26	14	1382	G	N3-C4-C5	7.69	132.44	128.60
26	1H	2288	A	N1-C6-N6	7.68	123.21	118.60
26	14	312	G	O5'-P-OP1	-7.68	98.79	105.70
26	1H	1298	C	C5-C6-N1	7.68	124.84	121.00
26	1H	1780	A	N9-C4-C5	7.68	108.87	105.80
23	2K	77	A	C5-N7-C8	-7.68	100.06	103.90
26	14	733	G	C4-N9-C1'	7.67	136.48	126.50
26	14	2502	G	C5-C6-N1	7.67	115.34	111.50
26	1H	2330	G	C6-C5-N7	-7.67	125.80	130.40
26	14	945	A	C5-C6-N6	-7.67	117.56	123.70
26	1H	681	G	N9-C4-C5	-7.67	102.33	105.40
26	14	1564	C	N3-C4-N4	-7.67	112.63	118.00
26	1H	1694	C	P-O3'-C3'	7.67	128.90	119.70
26	1H	576	U	C6-N1-C2	-7.66	116.40	121.00
26	14	49	A	P-O3'-C3'	7.66	128.89	119.70
1	13	687	A	P-O3'-C3'	7.66	128.89	119.70
26	1H	203	C	N1-C2-O2	-7.66	114.31	118.90
26	1H	1899	G	N1-C2-N3	7.66	128.49	123.90
26	1H	1961	C	O5'-P-OP1	-7.65	98.81	105.70
26	1H	146	G	N9-C4-C5	-7.65	102.34	105.40
26	1H	446	G	N1-C6-O6	7.63	124.48	119.90
26	1H	2502	G	C8-N9-C4	-7.63	103.35	106.40
26	1H	2066	C	C6-N1-C2	-7.63	117.25	120.30
1	13	765	G	C8-N9-C1'	-7.62	117.09	127.00
26	1H	1313	U	C5-C6-N1	7.62	126.51	122.70
1	1G	690	G	C4-C5-N7	7.62	113.85	110.80
26	1H	606	U	O5'-P-OP2	-7.62	98.84	105.70
26	14	2346	A	N1-C6-N6	7.62	123.17	118.60

*Continued on next page...*

*Continued from previous page...*

Mol	Chain	Res	Type	Atoms	Z	Observed(°)	Ideal(°)
26	14	1786	A	C6-C5-N7	-7.62	126.97	132.30
26	1H	141	A	C6-C5-N7	-7.61	126.97	132.30
26	1H	1654	A	O5'-P-OP1	-7.61	98.85	105.70
26	14	1307	A	O5'-P-OP1	-7.61	98.85	105.70
26	14	1786	A	N9-C1'-C2'	7.61	123.89	114.00
26	1H	2275	C	N1-C2-O2	-7.59	114.35	118.90
26	14	1616	A	C4-C5-N7	7.59	114.50	110.70
26	1H	691	C	N1-C2-O2	-7.59	114.35	118.90
26	14	2598	A	OP2-P-O3'	7.59	121.89	105.20
26	1H	2246	G	N3-C4-N9	7.58	130.55	126.00
26	1H	99	U	N1-C2-O2	7.58	128.10	122.80
26	1H	2438	U	O5'-P-OP2	-7.57	98.89	105.70
26	1H	1513	C	C5-C6-N1	7.57	124.78	121.00
26	1H	1698	A	C6-C5-N7	-7.56	127.01	132.30
26	1H	1942	C	C4-C5-C6	-7.56	113.62	117.40
1	13	428	G	C2-N3-C4	-7.55	108.12	111.90
26	1H	736	C	O5'-P-OP2	7.55	119.76	110.70
26	14	1204	A	O4'-C1'-N9	7.55	114.24	108.20
26	1H	2062	A	C2-N3-C4	7.55	114.38	110.60
26	1H	2458	G	N3-C2-N2	-7.55	114.61	119.90
26	14	1942	C	C6-N1-C2	-7.55	117.28	120.30
26	14	1570	A	N1-C6-N6	7.54	123.12	118.60
26	14	2053	G	C5-C6-O6	-7.54	124.08	128.60
26	14	528	A	C4-N9-C1'	-7.54	112.73	126.30
26	1H	1955	U	N1-C2-N3	7.54	119.42	114.90
26	1H	1992	G	C5-C6-N1	7.54	115.27	111.50
26	14	71	A	N7-C8-N9	7.54	117.57	113.80
26	1H	226	G	O4'-C1'-N9	7.53	114.23	108.20
26	1H	2507	C	C6-N1-C2	-7.53	117.29	120.30
26	1H	2053	G	C4-C5-N7	7.53	113.81	110.80
26	14	468	G	OP1-P-OP2	-7.53	108.30	119.60
26	1H	1564	C	N3-C2-O2	-7.53	116.63	121.90
26	14	2051	A	C8-N9-C4	-7.53	102.79	105.80
26	1H	640	C	C6-N1-C2	-7.52	117.29	120.30
26	14	2327	A	N1-C6-N6	-7.52	114.09	118.60
26	14	1496	A	C5-N7-C8	-7.52	100.14	103.90
26	1H	2577	A	N9-C4-C5	7.51	108.81	105.80
26	14	2301	C	C5-C6-N1	7.51	124.76	121.00
26	1H	140	A	OP2-P-O3'	7.51	121.73	105.20
26	14	1827	C	C6-N1-C2	-7.51	117.30	120.30
26	14	2249	U	C5-C6-N1	7.51	126.45	122.70
26	1H	1636	C	N3-C4-C5	-7.51	118.90	121.90

*Continued on next page...*

*Continued from previous page...*

Mol	Chain	Res	Type	Atoms	Z	Observed(°)	Ideal(°)
26	14	685	A	O4'-C1'-N9	7.51	114.20	108.20
26	1H	1914	C	C5-C4-N4	7.50	125.45	120.20
26	1H	1204	A	N1-C2-N3	7.50	133.05	129.30
26	1H	1616	A	N1-C6-N6	7.50	123.10	118.60
26	14	1798	U	O5'-P-OP2	-7.50	98.95	105.70
26	1H	245	G	C5-C6-O6	-7.50	124.10	128.60
26	1H	2238	G	O5'-P-OP2	-7.48	98.97	105.70
26	1H	1658	C	N1-C2-O2	-7.48	114.41	118.90
26	14	211	A	N1-C6-N6	7.48	123.09	118.60
33	51	153	LYS	C-N-CD	-7.47	104.16	120.60
26	1H	1300	U	N1-C2-N3	7.47	119.38	114.90
26	1H	2430	A	C5-N7-C8	-7.47	100.17	103.90
26	1H	140	A	C5-C6-N6	-7.47	117.73	123.70
26	1H	464	U	C5-C6-N1	-7.47	118.97	122.70
26	1H	1394	U	C5-C6-N1	7.46	126.43	122.70
26	1H	1776	G	C4-C5-N7	7.46	113.78	110.80
26	1H	1614	A	C2-N3-C4	-7.46	106.87	110.60
26	1H	2030	A	N1-C6-N6	7.46	123.07	118.60
26	1H	57	C	N3-C4-N4	-7.45	112.78	118.00
26	14	148	C	C6-N1-C2	7.45	123.28	120.30
26	1H	203	C	N3-C4-N4	7.45	123.22	118.00
27	1J	89	G	O5'-P-OP1	-7.45	99.00	105.70
26	14	783	A	N3-C4-C5	7.44	132.01	126.80
26	14	2023	G	O5'-P-OP2	-7.44	99.00	105.70
26	1H	1363	C	C5-C6-N1	-7.44	117.28	121.00
27	16	100	G	N3-C4-N9	7.44	130.46	126.00
1	13	1128	C	C6-N1-C2	-7.43	117.33	120.30
26	1H	1993	U	O5'-P-OP1	-7.43	99.01	105.70
26	14	2335	A	N1-C6-N6	-7.43	114.14	118.60
26	1H	1914	C	N3-C2-O2	-7.43	116.70	121.90
26	14	800	A	O5'-P-OP1	-7.42	99.02	105.70
27	1J	81	G	C4-C5-N7	7.42	113.77	110.80
26	1H	1900	A	O5'-P-OP2	-7.42	99.02	105.70
26	1H	2477	C	N3-C2-O2	-7.42	116.71	121.90
46	G8	81	LYS	C-N-CA	7.42	153.17	122.00
26	1H	512	G	O4'-C1'-N9	7.42	114.13	108.20
26	14	1899	G	C8-N9-C1'	7.42	136.64	127.00
26	14	741	G	O5'-P-OP1	-7.41	99.03	105.70
26	14	1950	G	C4-N9-C1'	7.41	136.13	126.50
26	14	691	C	C6-N1-C2	7.41	123.26	120.30
26	1H	1253	A	C5-C6-N6	-7.40	117.78	123.70
1	1G	449	C	N3-C2-O2	-7.40	116.72	121.90

*Continued on next page...*

*Continued from previous page...*

Mol	Chain	Res	Type	Atoms	Z	Observed(°)	Ideal(°)
26	1H	860	U	C4-C5-C6	7.40	124.14	119.70
26	14	2275	C	C6-N1-C2	-7.39	117.34	120.30
26	1H	202	U	C6-N1-C1'	-7.39	110.85	121.20
26	1H	263	C	N1-C2-O2	7.39	123.34	118.90
26	1H	1399	C	C6-N1-C2	-7.39	117.34	120.30
1	1G	1301	U	N1-C2-O2	7.39	127.97	122.80
26	1H	1786	A	C5-C6-N6	-7.38	117.79	123.70
26	14	1780	A	N9-C4-C5	7.38	108.75	105.80
26	14	1266	G	C8-N9-C4	7.38	109.35	106.40
26	1H	587	C	C2-N1-C1'	7.37	126.91	118.80
26	14	2374	C	C6-N1-C2	7.37	123.25	120.30
26	14	2346	A	C6-C5-N7	-7.36	127.14	132.30
26	1H	670	A	C8-N9-C4	7.36	108.74	105.80
26	1H	1401	G	C8-N9-C4	-7.36	103.46	106.40
26	1H	2331	G	N1-C2-N2	-7.36	109.58	116.20
54	P8	39	ARG	NE-CZ-NH2	-7.36	116.62	120.30
26	14	140	A	N7-C8-N9	7.36	117.48	113.80
26	1H	424	G	N1-C6-O6	7.36	124.31	119.90
26	14	2581	G	N1-C2-N3	7.36	128.31	123.90
26	1H	1021	A	C2-N3-C4	-7.35	106.92	110.60
26	14	2307	G	C4-N9-C1'	7.35	136.06	126.50
26	1H	1819	A	N1-C6-N6	7.35	123.01	118.60
26	1H	1899	G	OP2-P-O3'	7.34	121.36	105.20
26	1H	510	C	O5'-P-OP2	-7.34	99.09	105.70
26	14	2713	A	N7-C8-N9	7.34	117.47	113.80
26	1H	2577	A	N1-C6-N6	-7.34	114.20	118.60
26	14	1790	C	OP1-P-O3'	7.34	121.34	105.20
26	1H	740	U	O5'-P-OP1	7.34	119.50	110.70
26	1H	777	A	N1-C2-N3	7.34	132.97	129.30
26	14	590	A	N1-C6-N6	-7.34	114.20	118.60
26	1H	141	A	C5-C6-N6	-7.33	117.83	123.70
26	1H	270(K)	C	C6-N1-C2	-7.33	117.37	120.30
1	13	1407	C	O5'-P-OP2	-7.33	99.10	105.70
26	1H	2488	A	N1-C6-N6	7.33	123.00	118.60
26	14	1373	A	C8-N9-C4	7.33	108.73	105.80
26	14	2237	G	N1-C6-O6	-7.33	115.50	119.90
1	13	1492	A	O5'-P-OP1	7.33	119.50	110.70
1	13	1502	A	C2-N3-C4	-7.33	106.94	110.60
26	1H	744	G	N1-C6-O6	-7.33	115.50	119.90
26	14	2503	A	N1-C2-N3	-7.33	125.64	129.30
26	14	2873	A	O5'-P-OP1	-7.32	99.11	105.70
26	14	494	G	N1-C6-O6	7.32	124.29	119.90

*Continued on next page...*



Continued from previous page...

Mol	Chain	Res	Type	Atoms	Z	Observed(°)	Ideal(°)
26	1H	1255	U	N3-C4-C5	-7.32	110.21	114.60
26	14	388	G	N9-C4-C5	7.32	108.33	105.40
1	13	1354	C	C6-N1-C2	-7.32	117.37	120.30
26	1H	599	G	C8-N9-C4	7.31	109.33	106.40
26	14	676	A	N7-C8-N9	7.31	117.46	113.80
26	1H	1938	A	O4'-C1'-N9	7.31	114.05	108.20
26	14	1332	G	C4-C5-C6	7.31	123.19	118.80
26	1H	838	C	C4-C5-C6	7.31	121.05	117.40
26	1H	2242	G	C4-C5-N7	-7.31	107.88	110.80
26	1H	2329	G	C8-N9-C4	7.31	109.32	106.40
26	14	1142(A)	A	N1-C2-N3	7.31	132.95	129.30
26	1H	1334	G	C6-C5-N7	-7.30	126.02	130.40
26	14	1742	C	C2-N1-C1'	7.30	126.83	118.80
26	1H	528	A	N3-C4-N9	-7.30	121.56	127.40
26	1H	1496	A	C5-C6-N6	-7.30	117.86	123.70
26	1H	1366	A	N9-C4-C5	-7.30	102.88	105.80
26	1H	2518	A	C5-N7-C8	-7.30	100.25	103.90
26	1H	508	G	N3-C4-N9	7.29	130.38	126.00
26	1H	1914	C	N3-C4-N4	-7.29	112.90	118.00
26	1H	2084	C	C5-C6-N1	-7.29	117.36	121.00
1	13	1158	C	N1-C2-O2	7.29	123.27	118.90
26	1H	2073	C	OP2-P-O3'	7.29	121.23	105.20
26	1H	2712	U	O4'-C1'-N1	7.29	114.03	108.20
22	1K	76	A	O4'-C1'-N9	7.28	114.02	108.20
26	14	1780	A	O5'-P-OP1	7.28	119.44	110.70
26	1H	284	U	O5'-P-OP1	-7.28	99.15	105.70
26	14	943	U	O5'-P-OP1	-7.28	99.15	105.70
26	1H	1026	U	O4'-C1'-N1	7.28	114.02	108.20
1	1G	812	C	P-O3'-C3'	7.28	128.43	119.70
26	1H	2506	U	C2-N1-C1'	7.27	126.43	117.70
26	1H	216	A	O5'-P-OP1	-7.27	99.16	105.70
40	65	110	LEU	CA-CB-CG	7.27	132.03	115.30
1	13	967	C	N1-C2-O2	-7.27	114.54	118.90
26	1H	1642	G	O5'-P-OP1	-7.27	99.16	105.70
1	13	1228	C	C6-N1-C2	-7.27	117.39	120.30
1	13	509	A	P-O3'-C3'	7.27	128.42	119.70
26	14	2000	G	O5'-P-OP1	7.27	119.42	110.70
26	1H	1430	C	OP1-P-O3'	7.27	121.19	105.20
26	1H	1831	G	C8-N9-C4	-7.27	103.49	106.40
26	1H	917	A	C5-C6-N1	-7.26	114.07	117.70
26	14	801	G	N1-C6-O6	-7.26	115.54	119.90
26	1H	693	C	C5-C6-N1	-7.25	117.37	121.00

Continued on next page...

*Continued from previous page...*

Mol	Chain	Res	Type	Atoms	Z	Observed(°)	Ideal(°)
26	14	252	G	O5'-P-OP2	-7.25	99.17	105.70
26	14	621	A	C5-N7-C8	-7.25	100.27	103.90
26	14	2053	G	C4-C5-C6	7.25	123.15	118.80
26	14	621	A	N7-C8-N9	7.25	117.43	113.80
26	1H	247	G	C8-N9-C4	7.25	109.30	106.40
1	13	748	C	C6-N1-C2	-7.25	117.40	120.30
26	1H	239	U	N3-C4-O4	-7.25	114.33	119.40
27	16	30	C	C6-N1-C2	-7.25	117.40	120.30
26	14	265	A	N1-C6-N6	7.25	122.95	118.60
26	1H	2465	C	C5-C6-N1	-7.25	117.38	121.00
26	1H	1309	G	O5'-P-OP1	7.25	119.39	110.70
26	1H	1314	C	C6-N1-C2	-7.24	117.40	120.30
26	14	2542	A	C8-N9-C4	7.24	108.70	105.80
1	13	898	G	O5'-P-OP1	-7.24	99.18	105.70
1	13	963	G	N1-C2-N2	-7.24	109.68	116.20
26	1H	681	G	N3-C2-N2	7.24	124.97	119.90
26	14	2473	U	C2-N1-C1'	7.24	126.39	117.70
26	1H	2422	A	N1-C6-N6	-7.24	114.26	118.60
26	1H	2490	G	C4-N9-C1'	7.23	135.90	126.50
26	1H	2311	A	N1-C2-N3	7.23	132.91	129.30
26	1H	2439	A	N1-C6-N6	7.23	122.94	118.60
26	1H	126	A	N1-C6-N6	-7.23	114.26	118.60
26	1H	1004	C	N3-C4-C5	-7.23	119.01	121.90
26	14	189	G	N1-C6-O6	7.23	124.23	119.90
26	1H	2712	U	C6-N1-C1'	-7.22	111.09	121.20
26	1H	2060	A	P-O3'-C3'	7.22	128.36	119.70
1	1G	690	G	N3-C4-C5	7.22	132.21	128.60
26	1H	1210	A	C4-C5-N7	7.22	114.31	110.70
26	1H	1778	U	OP2-P-O3'	7.21	121.06	105.20
26	1H	1764	G	C4-C5-N7	-7.21	107.92	110.80
26	14	2567	G	C8-N9-C4	7.21	109.28	106.40
57	3L	76	A	C6-C5-N7	-7.20	127.26	132.30
26	14	1190	G	O5'-P-OP1	-7.20	99.22	105.70
1	1G	1449	C	C2-N1-C1'	7.20	126.72	118.80
26	1H	2012	G	O5'-P-OP1	-7.20	99.22	105.70
26	14	2554	U	O5'-P-OP2	7.20	119.34	110.70
26	1H	1366	A	C8-N9-C4	7.20	108.68	105.80
46	C5	80	GLY	N-CA-C	7.20	131.09	113.10
57	3L	1	G	C2-N3-C4	7.20	115.50	111.90
38	45	78	PRO	N-CA-C	7.19	130.80	112.10
26	14	199	A	N1-C6-N6	-7.18	114.29	118.60
26	1H	1350	C	C6-N1-C2	7.18	123.17	120.30

*Continued on next page...*

*Continued from previous page...*

Mol	Chain	Res	Type	Atoms	Z	Observed(°)	Ideal(°)
37	78	49	ARG	NE-CZ-NH1	7.18	123.89	120.30
26	14	34	C	N3-C2-O2	-7.18	116.87	121.90
26	14	1318	C	O5'-P-OP2	7.18	119.31	110.70
26	14	2295	C	C6-N1-C2	-7.18	117.43	120.30
26	1H	2502	G	O5'-P-OP1	-7.18	99.24	105.70
26	14	372	G	O4'-C1'-N9	7.18	113.94	108.20
26	1H	1006	C	O5'-P-OP1	-7.17	99.24	105.70
26	14	446	G	N9-C4-C5	-7.17	102.53	105.40
26	1H	2697	G	OP1-P-OP2	7.17	130.36	119.60
26	1H	388	G	O5'-P-OP2	-7.17	99.25	105.70
26	14	2307	G	O4'-C1'-N9	7.17	113.94	108.20
26	14	2377	A	C8-N9-C4	7.17	108.67	105.80
26	14	1700	A	O5'-P-OP2	7.17	119.30	110.70
26	1H	187	G	C8-N9-C1'	-7.17	117.68	127.00
26	14	1382	G	C5-C6-O6	-7.17	124.30	128.60
26	1H	1790	C	N3-C4-C5	7.16	124.77	121.90
26	1H	669	G	N3-C2-N2	-7.16	114.89	119.90
26	1H	686	G	C5-C6-O6	-7.16	124.31	128.60
26	14	1408	C	N1-C2-O2	-7.16	114.61	118.90
26	14	2392	A	N7-C8-N9	7.15	117.38	113.80
26	14	265	A	C5-N7-C8	-7.15	100.32	103.90
26	1H	2610	C	O5'-P-OP1	-7.15	99.27	105.70
26	1H	1255	U	N3-C2-O2	7.15	127.20	122.20
26	14	307	G	C4-C5-N7	7.14	113.66	110.80
26	14	929	G	C6-C5-N7	-7.14	126.11	130.40
1	13	585	G	O5'-P-OP2	-7.14	99.27	105.70
26	1H	2440	C	C2-N3-C4	7.14	123.47	119.90
26	14	1899	G	N9-C4-C5	7.14	108.26	105.40
1	1G	974	A	O4'-C1'-N9	7.14	113.91	108.20
26	14	1409	C	O5'-P-OP2	-7.14	99.28	105.70
26	14	236	C	C6-N1-C2	7.13	123.15	120.30
26	14	684	G	N9-C4-C5	7.13	108.25	105.40
26	1H	537	C	O5'-P-OP2	-7.13	99.28	105.70
26	1H	1354	A	O5'-P-OP2	-7.13	99.28	105.70
26	1H	265	A	N7-C8-N9	7.13	117.36	113.80
26	1H	117	G	N3-C4-N9	7.13	130.28	126.00
26	1H	1781	C	C6-N1-C2	7.13	123.15	120.30
26	14	2323	G	C8-N9-C4	7.12	109.25	106.40
26	14	134	C	C6-N1-C2	7.12	123.15	120.30
1	13	1227	A	C5-N7-C8	-7.12	100.34	103.90
26	14	74	A	N1-C2-N3	7.12	132.86	129.30
1	13	580	U	C5-C6-N1	-7.11	119.14	122.70

*Continued on next page...*

*Continued from previous page...*

Mol	Chain	Res	Type	Atoms	Z	Observed(°)	Ideal(°)
26	1H	1698	A	N1-C6-N6	7.11	122.87	118.60
26	1H	1785	A	OP2-P-O3'	7.11	120.85	105.20
1	13	1301	U	C6-N1-C1'	-7.11	111.25	121.20
26	1H	630	G	N3-C4-C5	7.11	132.15	128.60
26	1H	860	U	N3-C2-O2	-7.11	117.22	122.20
27	16	8	U	O5'-P-OP1	7.11	119.23	110.70
26	14	2774	C	C6-N1-C2	7.11	123.14	120.30
1	13	523	A	N1-C6-N6	7.11	122.86	118.60
26	1H	1660	C	N3-C4-C5	7.10	124.74	121.90
26	14	71	A	C4-C5-N7	7.10	114.25	110.70
26	14	2494	G	O5'-P-OP1	-7.10	99.31	105.70
26	1H	1623	G	C5-C6-O6	7.10	132.86	128.60
26	14	687	C	O5'-P-OP1	-7.10	99.31	105.70
26	14	2446	G	OP2-P-O3'	7.10	120.81	105.20
32	41	94	LEU	CA-CB-CG	7.10	131.62	115.30
26	1H	1003	G	O5'-P-OP1	-7.09	99.31	105.70
26	1H	1992	G	P-O3'-C3'	7.09	128.21	119.70
26	1H	2291	U	C5-C4-O4	7.09	130.16	125.90
1	1G	1198	G	O5'-P-OP1	-7.09	99.32	105.70
26	1H	247	G	N9-C4-C5	-7.09	102.56	105.40
26	1H	1158	C	C5-C6-N1	-7.09	117.45	121.00
26	1H	1678	G	N7-C8-N9	7.09	116.64	113.10
26	14	1645	G	N3-C4-C5	-7.09	125.06	128.60
26	1H	57	C	C5-C4-N4	7.09	125.16	120.20
26	14	671	C	C2-N3-C4	-7.08	116.36	119.90
26	1H	1788	C	N3-C4-C5	-7.08	119.07	121.90
26	1H	2287	A	N3-C4-C5	7.08	131.76	126.80
26	14	1682	G	O5'-P-OP2	-7.08	99.33	105.70
26	14	2042	A	C8-N9-C4	7.08	108.63	105.80
26	14	1786	A	C5-C6-N1	-7.08	114.16	117.70
26	1H	1644	C	C6-N1-C2	-7.08	117.47	120.30
26	14	1321	A	C8-N9-C4	7.08	108.63	105.80
22	1K	76	A	C8-N9-C4	-7.08	102.97	105.80
24	3K	76	A	C5-C6-N6	-7.08	118.04	123.70
26	1H	2004	G	O5'-P-OP2	-7.08	99.33	105.70
26	14	1627	G	C5-C6-N1	-7.08	107.96	111.50
26	1H	120	U	N3-C2-O2	-7.07	117.25	122.20
1	13	677	U	OP1-P-O3'	7.07	120.75	105.20
26	14	140	A	C4-C5-N7	7.07	114.23	110.70
26	14	1276	A	N1-C6-N6	7.07	122.84	118.60
26	14	2498	C	O5'-P-OP1	7.07	119.19	110.70
26	14	4	C	C6-N1-C1'	-7.07	112.32	120.80

*Continued on next page...*

*Continued from previous page...*

Mol	Chain	Res	Type	Atoms	Z	Observed(°)	Ideal(°)
26	14	1791	A	OP1-P-OP2	-7.06	109.00	119.60
26	1H	1752	C	C6-N1-C2	7.06	123.12	120.30
26	1H	146	G	C4-C5-N7	7.06	113.62	110.80
26	1H	693	C	C4-C5-C6	7.06	120.93	117.40
26	1H	2062	A	N7-C8-N9	-7.06	110.27	113.80
26	1H	120	U	C5-C4-O4	7.06	130.13	125.90
26	1H	179	G	C5-C6-O6	-7.05	124.37	128.60
26	1H	2234	G	O5'-P-OP1	7.05	119.17	110.70
1	1G	253	U	O5'-P-OP1	-7.05	99.35	105.70
26	14	1629	U	N3-C2-O2	7.05	127.14	122.20
26	1H	1633	G	OP2-P-O3'	7.05	120.71	105.20
26	14	788	A	N1-C6-N6	7.05	122.83	118.60
1	1G	1227	A	C2-N3-C4	7.04	114.12	110.60
26	14	2518	A	C4-C5-C6	7.04	120.52	117.00
26	1H	1695	G	C4-N9-C1'	7.04	135.65	126.50
26	1H	391	G	C5-C6-N1	-7.04	107.98	111.50
26	1H	925	C	O5'-P-OP2	-7.04	99.37	105.70
26	1H	1755	A	C8-N9-C4	-7.04	102.98	105.80
26	1H	1496	A	C8-N9-C4	-7.03	102.99	105.80
26	1H	271(B)	G	C8-N9-C4	-7.03	103.59	106.40
26	1H	945	A	N9-C4-C5	-7.03	102.99	105.80
26	1H	1249	U	N3-C2-O2	7.03	127.12	122.20
26	1H	2704	C	C6-N1-C2	7.03	123.11	120.30
26	1H	504	U	C2-N1-C1'	7.03	126.13	117.70
26	14	528	A	N1-C2-N3	7.03	132.81	129.30
26	1H	1697	G	C6-C5-N7	-7.03	126.19	130.40
26	14	1443	G	N1-C6-O6	7.03	124.11	119.90
26	1H	856	C	O5'-P-OP1	-7.02	99.38	105.70
57	3L	76	A	C4-C5-N7	7.02	114.21	110.70
1	1G	1354	C	C5-C6-N1	7.02	124.51	121.00
1	13	1227	A	C2-N3-C4	-7.02	107.09	110.60
26	1H	775	G	N3-C2-N2	7.01	124.81	119.90
26	1H	1614	A	N7-C8-N9	7.01	117.31	113.80
26	1H	1210	A	C5-N7-C8	-7.01	100.39	103.90
26	1H	140	A	O4'-C1'-N9	7.01	113.81	108.20
26	1H	826	U	N1-C2-O2	-7.01	117.89	122.80
1	1G	337	C	C5-C6-N1	7.01	124.50	121.00
26	1H	1660	C	N3-C4-N4	-7.01	113.09	118.00
26	1H	2070	G	O5'-P-OP2	-7.01	99.39	105.70
26	14	1614	A	N1-C6-N6	7.01	122.81	118.60
26	14	2032	G	C5-C6-O6	-7.01	124.40	128.60
26	1H	1563	G	C5-C6-O6	7.00	132.80	128.60

*Continued on next page...*

*Continued from previous page...*

Mol	Chain	Res	Type	Atoms	Z	Observed(°)	Ideal(°)
26	14	1427	A	N1-C6-N6	-7.00	114.40	118.60
26	14	1640	C	N1-C2-O2	7.00	123.10	118.90
26	1H	1968	G	C5-C6-O6	-7.00	124.40	128.60
26	1H	2699	C	N3-C4-C5	7.00	124.70	121.90
26	14	1154	G	C5-C6-O6	-7.00	124.40	128.60
26	1H	982	C	C6-N1-C2	-7.00	117.50	120.30
26	1H	1649	G	N3-C4-C5	-7.00	125.10	128.60
27	16	29	A	C8-N9-C4	-7.00	103.00	105.80
26	14	2477	C	C2-N1-C1'	7.00	126.50	118.80
26	14	2567	G	N7-C8-N9	-7.00	109.60	113.10
1	13	582	U	N3-C2-O2	-7.00	117.30	122.20
26	1H	681	G	N1-C2-N2	-7.00	109.90	116.20
26	1H	945	A	O4'-C1'-N9	7.00	113.80	108.20
1	13	901	A	N1-C6-N6	6.99	122.80	118.60
26	1H	2559	C	C6-N1-C2	-6.99	117.50	120.30
26	1H	1513	C	C6-N1-C2	-6.99	117.50	120.30
26	1H	2437	U	N3-C2-O2	-6.99	117.31	122.20
26	1H	382	G	C8-N9-C4	6.99	109.19	106.40
26	1H	189	G	C5-C6-O6	-6.99	124.41	128.60
26	1H	1404	C	O5'-P-OP2	-6.99	99.41	105.70
26	1H	1758	G	N1-C2-N2	6.99	122.49	116.20
26	1H	217	G	O5'-P-OP1	-6.98	99.41	105.70
26	1H	693	C	C5-C4-N4	6.98	125.09	120.20
26	14	684	G	N3-C4-C5	-6.98	125.11	128.60
26	1H	812	C	N1-C2-O2	-6.98	114.71	118.90
26	1H	1368	G	N3-C4-C5	-6.98	125.11	128.60
26	1H	1634	A	O5'-P-OP2	-6.98	99.42	105.70
26	1H	2655	G	O4'-C1'-N9	6.98	113.78	108.20
26	1H	1915	U	N3-C2-O2	-6.98	117.32	122.20
26	1H	2374	C	C6-N1-C2	6.98	123.09	120.30
1	13	1195	C	C6-N1-C2	-6.97	117.51	120.30
26	1H	2584	U	N1-C2-N3	6.97	119.08	114.90
26	1H	752	A	P-O3'-C3'	6.97	128.07	119.70
26	1H	1403	C	O5'-P-OP2	-6.97	99.42	105.70
57	3L	5	C	C6-N1-C2	-6.97	117.51	120.30
26	14	380	U	OP1-P-OP2	6.97	130.06	119.60
26	14	1645	G	N3-C4-N9	6.97	130.18	126.00
26	14	2392	A	C8-N9-C4	-6.97	103.01	105.80
26	1H	815	C	C6-N1-C2	6.97	123.09	120.30
26	1H	263	C	N3-C2-O2	-6.96	117.02	121.90
26	14	1698	A	C4-C5-C6	6.96	120.48	117.00
26	1H	1829	A	N1-C6-N6	-6.96	114.42	118.60

*Continued on next page...*

*Continued from previous page...*

Mol	Chain	Res	Type	Atoms	Z	Observed(°)	Ideal(°)
26	1H	508	G	N1-C6-O6	6.96	124.08	119.90
1	1G	360	A	C8-N9-C4	6.96	108.58	105.80
26	1H	271(B)	G	P-O3'-C3'	6.96	128.05	119.70
26	1H	1938	A	N1-C6-N6	6.96	122.78	118.60
26	1H	127	A	C5-C6-N6	-6.96	118.14	123.70
26	1H	1544	C	C6-N1-C2	6.96	123.08	120.30
26	1H	1528	A	C6-C5-N7	-6.96	127.43	132.30
26	14	603	A	O4'-C1'-N9	6.96	113.76	108.20
26	1H	787	U	N1-C2-N3	6.95	119.07	114.90
26	1H	2261	C	C5-C6-N1	6.95	124.47	121.00
26	14	1543	A	O5'-P-OP1	6.95	119.04	110.70
26	14	2279	G	N1-C6-O6	-6.95	115.73	119.90
1	13	1498	U	O4'-C1'-N1	-6.95	102.64	108.20
26	1H	945	A	C4-N9-C1'	6.95	138.81	126.30
26	1H	2389	G	OP1-P-O3'	6.95	120.48	105.20
26	1H	1427	A	N9-C4-C5	6.95	108.58	105.80
1	1G	224	C	C6-N1-C2	6.94	123.08	120.30
26	14	510	C	O5'-P-OP2	-6.94	99.45	105.70
26	1H	2751	G	C8-N9-C4	-6.94	103.62	106.40
1	1G	1487	G	N1-C6-O6	6.94	124.06	119.90
26	14	863	A	C8-N9-C4	-6.94	103.03	105.80
26	14	2295	C	C5-C6-N1	6.94	124.47	121.00
26	14	2053	G	N3-C2-N2	-6.94	115.05	119.90
10	1I	84	GLN	CA-CB-CG	6.93	128.65	113.40
26	1H	860	U	C5-C6-N1	-6.93	119.23	122.70
1	1G	653	A	O4'-C1'-N9	6.93	113.75	108.20
26	14	2438	U	O5'-P-OP2	-6.93	99.46	105.70
27	16	6	C	N3-C4-N4	6.93	122.85	118.00
26	1H	1918	A	N9-C4-C5	-6.93	103.03	105.80
26	1H	917	A	N1-C6-N6	6.92	122.75	118.60
26	14	675	A	N1-C6-N6	6.92	122.75	118.60
26	1H	1627	G	O5'-P-OP2	-6.92	99.47	105.70
26	1H	2390	U	O5'-P-OP1	-6.92	99.47	105.70
26	1H	122	G	OP1-P-OP2	6.92	129.98	119.60
26	14	974(A)	C	C5-C4-N4	6.92	125.04	120.20
26	1H	383	U	O4'-C1'-N1	6.92	113.73	108.20
26	1H	989	G	C5-C6-O6	-6.92	124.45	128.60
26	1H	2565	A	N1-C2-N3	-6.92	125.84	129.30
26	14	1678	G	O5'-P-OP1	-6.92	99.47	105.70
1	13	353	A	C8-N9-C4	-6.91	103.03	105.80
26	14	1678	G	C4-C5-N7	6.91	113.57	110.80
26	1H	1843	C	C6-N1-C2	6.91	123.06	120.30

*Continued on next page...*

*Continued from previous page...*

Mol	Chain	Res	Type	Atoms	Z	Observed(°)	Ideal(°)
26	1H	1597	A	O4'-C1'-N9	6.91	113.73	108.20
26	1H	528	A	C5-C6-N1	-6.91	114.25	117.70
26	1H	1564	C	N1-C2-O2	6.91	123.05	118.90
26	1H	1808	U	N3-C2-O2	6.91	127.04	122.20
26	14	1992	G	P-O3'-C3'	6.91	127.99	119.70
27	1J	89	G	O5'-P-OP2	-6.91	99.48	105.70
26	1H	2453	A	C8-N9-C4	-6.91	103.04	105.80
26	14	670	A	C8-N9-C4	6.91	108.56	105.80
26	1H	1284	A	O5'-P-OP2	-6.90	99.49	105.70
26	1H	1313	U	C6-N1-C2	-6.90	116.86	121.00
1	13	1301	U	C5-C6-N1	6.90	126.15	122.70
26	1H	1827	C	C5-C6-N1	6.90	124.45	121.00
24	3K	76	A	N7-C8-N9	6.90	117.25	113.80
26	1H	1600	C	O5'-P-OP2	-6.90	99.49	105.70
26	14	2275	C	P-O3'-C3'	6.89	127.97	119.70
26	1H	391	G	C2-N3-C4	-6.89	108.45	111.90
26	1H	198	C	N3-C4-C5	6.89	124.66	121.90
26	1H	329	G	O5'-P-OP2	-6.89	99.50	105.70
26	14	2346	A	N7-C8-N9	6.89	117.25	113.80
26	1H	1632	A	C5-N7-C8	-6.89	100.46	103.90
1	13	1502	A	C5-N7-C8	-6.89	100.46	103.90
26	1H	448	U	C5-C6-N1	-6.89	119.26	122.70
26	1H	1656	C	C2-N3-C4	6.89	123.34	119.90
26	14	2092	U	C5-C4-O4	6.89	130.03	125.90
26	1H	628	G	N1-C6-O6	-6.88	115.77	119.90
26	1H	2508	G	N3-C2-N2	-6.88	115.08	119.90
26	1H	830	G	N7-C8-N9	6.88	116.54	113.10
1	13	765	G	C4-N9-C1'	6.88	135.44	126.50
1	13	792	A	N1-C6-N6	6.88	122.73	118.60
26	1H	54	G	O5'-P-OP1	-6.88	99.51	105.70
26	1H	1784	A	C5-C6-N6	6.88	129.20	123.70
26	1H	2273	A	C2-N3-C4	6.88	114.04	110.60
26	1H	2392	A	C8-N9-C4	-6.87	103.05	105.80
26	1H	400	G	N1-C6-O6	6.87	124.02	119.90
26	1H	2286	A	C4-N9-C1'	6.87	138.67	126.30
26	14	2264	C	O5'-P-OP2	6.87	118.94	110.70
26	1H	122	G	C2-N3-C4	-6.87	108.47	111.90
26	14	585	G	C4-N9-C1'	6.87	135.43	126.50
26	1H	695	G	C5-C6-O6	6.86	132.72	128.60
26	1H	2286	A	N1-C6-N6	6.86	122.72	118.60
26	14	748	G	C4-N9-C1'	-6.86	117.58	126.50
26	1H	755	C	N3-C4-C5	-6.86	119.16	121.90

*Continued on next page...*



*Continued from previous page...*

Mol	Chain	Res	Type	Atoms	Z	Observed(°)	Ideal(°)
26	1H	1395	A	C8-N9-C4	6.86	108.54	105.80
26	1H	1697	G	C4-C5-N7	6.86	113.54	110.80
26	14	1314	C	C2-N1-C1'	6.86	126.35	118.80
26	1H	391	G	C8-N9-C1'	-6.86	118.08	127.00
26	1H	1613	G	N1-C6-O6	-6.86	115.78	119.90
26	1H	1201	C	N3-C2-O2	6.86	126.70	121.90
26	1H	2346	A	C5-C6-N1	-6.86	114.27	117.70
1	1G	841	U	C5-C6-N1	6.86	126.13	122.70
26	14	2390	U	O5'-P-OP1	-6.86	99.53	105.70
1	13	1331	G	C8-N9-C4	-6.85	103.66	106.40
26	14	630	G	C8-N9-C4	6.85	109.14	106.40
26	14	2454	G	O5'-P-OP2	-6.85	99.53	105.70
1	1G	60	A	C8-N9-C4	6.85	108.54	105.80
26	14	952	G	OP1-P-OP2	-6.85	109.33	119.60
26	14	1899	G	N1-C2-N3	6.85	128.01	123.90
26	1H	1147	C	C6-N1-C2	6.84	123.04	120.30
26	1H	1528	A	O4'-C1'-N9	6.84	113.68	108.20
26	14	748	G	C8-N9-C1'	6.84	135.90	127.00
26	1H	1780	A	C5-C6-N6	6.84	129.17	123.70
26	1H	2006	C	C6-N1-C2	6.84	123.04	120.30
1	1G	968	A	N1-C6-N6	6.84	122.70	118.60
26	14	252	G	N1-C6-O6	-6.84	115.80	119.90
26	1H	1336	A	C5-C6-N6	6.83	129.17	123.70
26	1H	990	A	C8-N9-C4	-6.83	103.07	105.80
26	1H	1927	A	C8-N9-C4	-6.83	103.07	105.80
1	13	525	C	C5-C6-N1	6.83	124.42	121.00
26	1H	2387	U	OP2-P-O3'	6.83	120.23	105.20
26	1H	1022	G	C4-C5-N7	-6.83	108.07	110.80
26	1H	192	C	N1-C2-O2	-6.83	114.80	118.90
22	1K	76	A	C5-N7-C8	-6.83	100.49	103.90
26	1H	2244	U	OP1-P-OP2	-6.83	109.36	119.60
26	1H	2490	G	C8-N9-C4	-6.82	103.67	106.40
26	1H	2506	U	P-O3'-C3'	6.82	127.89	119.70
27	1J	60	C	C6-N1-C2	-6.82	117.57	120.30
26	1H	120	U	C5-C6-N1	-6.82	119.29	122.70
26	1H	123	G	C5-C6-O6	-6.82	124.51	128.60
26	1H	1394	U	C2-N3-C4	6.82	131.09	127.00
1	13	537	G	O5'-P-OP1	-6.82	99.56	105.70
26	1H	621	A	N7-C8-N9	6.82	117.21	113.80
26	1H	2688	U	C6-N1-C2	-6.82	116.91	121.00
26	14	1283	G	N3-C4-C5	-6.82	125.19	128.60
26	1H	2490	G	O4'-C1'-N9	6.81	113.65	108.20

*Continued on next page...*

*Continued from previous page...*

Mol	Chain	Res	Type	Atoms	Z	Observed(°)	Ideal(°)
26	1H	2573	C	C2-N1-C1'	6.81	126.29	118.80
1	1G	587	G	N1-C6-O6	6.81	123.99	119.90
1	1G	1259	C	C6-N1-C2	-6.81	117.58	120.30
26	1H	1594	G	N7-C8-N9	6.81	116.50	113.10
26	1H	2054	A	OP2-P-O3'	6.81	120.18	105.20
26	14	1559	G	N1-C6-O6	6.81	123.99	119.90
1	13	765	G	N3-C4-N9	6.81	130.08	126.00
26	1H	2437	U	C6-N1-C2	-6.81	116.92	121.00
26	1H	729	G	N7-C8-N9	6.80	116.50	113.10
29	11	37	LEU	CA-CB-CG	-6.80	99.65	115.30
26	14	2477	C	N1-C2-O2	6.80	122.98	118.90
26	1H	676	A	C4-C5-N7	6.80	114.10	110.70
26	1H	676	A	OP1-P-OP2	6.80	129.80	119.60
26	1H	1332	G	N1-C6-O6	6.80	123.98	119.90
26	1H	1647	G	N1-C6-O6	-6.80	115.82	119.90
26	1H	409	C	C6-N1-C2	6.80	123.02	120.30
26	14	71	A	C6-C5-N7	-6.79	127.54	132.30
26	1H	44	A	N7-C8-N9	6.79	117.20	113.80
26	1H	954	G	N3-C2-N2	-6.79	115.14	119.90
26	14	58	G	C6-C5-N7	-6.79	126.32	130.40
26	14	2048	G	C8-N9-C4	-6.79	103.68	106.40
26	1H	1347	G	OP1-P-O3'	6.79	120.14	105.20
34	69	77	LEU	CA-CB-CG	6.79	130.92	115.30
22	1K	35	U	O5'-P-OP1	-6.79	99.59	105.70
26	1H	265	A	C5-C6-N1	-6.79	114.31	117.70
26	1H	1942	C	C5-C6-N1	6.79	124.39	121.00
26	1H	2689	U	N1-C2-N3	6.79	118.97	114.90
26	14	744	G	C8-N9-C4	6.79	109.11	106.40
26	1H	2699	C	C2-N1-C1'	-6.78	111.34	118.80
26	14	575	A	C5-C6-N6	-6.78	118.27	123.70
26	1H	1563	G	N1-C6-O6	-6.78	115.83	119.90
26	14	2032	G	N1-C6-O6	6.78	123.97	119.90
26	14	1912	A	O5'-P-OP1	-6.77	99.60	105.70
1	13	328	C	N3-C2-O2	-6.77	117.16	121.90
26	14	211	A	C5-C6-N6	-6.77	118.29	123.70
26	1H	142	G	C4-N9-C1'	-6.76	117.70	126.50
26	1H	2238	G	OP1-P-OP2	6.76	129.75	119.60
26	1H	664	C	O5'-P-OP2	-6.76	99.61	105.70
26	1H	127	A	N1-C6-N6	6.76	122.66	118.60
26	1H	866	A	N9-C4-C5	-6.76	103.10	105.80
26	14	127	A	OP1-P-O3'	6.76	120.08	105.20
26	1H	694	U	N3-C2-O2	-6.76	117.47	122.20

*Continued on next page...*

*Continued from previous page...*

Mol	Chain	Res	Type	Atoms	Z	Observed(°)	Ideal(°)
26	1H	856	C	N1-C2-O2	-6.76	114.84	118.90
26	1H	2261	C	C6-N1-C2	-6.76	117.60	120.30
26	1H	2330	G	C2-N3-C4	-6.76	108.52	111.90
1	1G	110	C	C6-N1-C2	6.76	123.00	120.30
26	1H	1899	G	C6-C5-N7	6.76	134.45	130.40
26	14	458	G	O5'-P-OP2	-6.76	99.62	105.70
57	3L	63	U	C6-N1-C2	-6.75	116.95	121.00
26	14	2346	A	C4-C5-C6	6.75	120.38	117.00
27	16	100	G	C8-N9-C1'	-6.74	118.23	127.00
26	14	733	G	C4-C5-C6	6.74	122.85	118.80
26	14	2248	C	N3-C2-O2	-6.74	117.18	121.90
26	14	265	A	C6-C5-N7	-6.74	127.58	132.30
26	1H	797	C	C5-C6-N1	-6.74	117.63	121.00
26	14	855	G	C8-N9-C4	-6.74	103.70	106.40
26	1H	246	C	C5-C6-N1	-6.74	117.63	121.00
26	1H	2751	G	N1-C6-O6	-6.74	115.86	119.90
26	14	575	A	O5'-P-OP1	-6.74	99.64	105.70
26	14	179	G	N1-C6-O6	6.74	123.94	119.90
26	1H	2601	C	N3-C2-O2	-6.74	117.19	121.90
26	1H	1022	G	P-O3'-C3'	6.73	127.78	119.70
26	1H	2829	C	O5'-P-OP2	6.73	118.78	110.70
26	1H	468	G	C5-C6-O6	-6.73	124.56	128.60
26	14	1684	C	O5'-P-OP2	-6.73	99.64	105.70
26	1H	1359	A	N1-C2-N3	6.73	132.66	129.30
26	1H	2442	C	C2-N3-C4	-6.73	116.54	119.90
2	1E	155	LEU	CA-CB-CG	-6.73	99.83	115.30
26	1H	2062	A	C5-N7-C8	6.72	107.26	103.90
26	1H	2603	G	OP1-P-O3'	6.72	120.00	105.20
26	1H	784	A	O4'-C1'-N9	6.72	113.58	108.20
26	1H	1695	G	N3-C4-N9	6.72	130.03	126.00
26	1H	2028	U	C6-N1-C2	-6.72	116.97	121.00
26	14	2001	A	N1-C6-N6	6.72	122.63	118.60
26	14	2072	G	C4-C5-N7	6.72	113.49	110.80
26	1H	48	G	OP2-P-O3'	6.72	119.98	105.20
26	1H	1395	A	O4'-C1'-N9	6.72	113.58	108.20
1	1G	1281	U	C2-N1-C1'	6.72	125.76	117.70
26	1H	259	G	C5-C6-O6	-6.72	124.57	128.60
26	1H	599	G	N7-C8-N9	-6.72	109.74	113.10
26	1H	693	C	C2-N1-C1'	-6.72	111.41	118.80
26	1H	2681	C	C2'-C3'-O3'	6.72	124.45	113.70
26	14	409	C	C6-N1-C2	6.72	122.99	120.30
26	14	1142	U	C6-N1-C1'	-6.72	111.80	121.20

*Continued on next page...*

*Continued from previous page...*

Mol	Chain	Res	Type	Atoms	Z	Observed(°)	Ideal(°)
26	1H	2433	A	N1-C2-N3	6.71	132.66	129.30
1	13	897	C	C6-N1-C2	6.71	122.98	120.30
1	13	623	C	C6-N1-C2	-6.71	117.62	120.30
26	1H	395	U	N1-C2-O2	6.71	127.50	122.80
26	1H	266	G	O5'-P-OP2	-6.71	99.66	105.70
26	1H	1109	C	N1-C2-O2	6.71	122.92	118.90
26	1H	2442	C	N3-C4-N4	6.71	122.69	118.00
26	14	190	A	C8-N9-C4	6.71	108.48	105.80
26	1H	1204	A	C6-C5-N7	-6.70	127.61	132.30
26	14	530	G	C4-N9-C1'	6.70	135.22	126.50
26	14	530	G	C5-C6-O6	-6.70	124.58	128.60
26	14	2584	U	N3-C2-O2	-6.70	117.51	122.20
1	13	745	C	C6-N1-C2	-6.70	117.62	120.30
26	14	775	G	N3-C4-N9	6.70	130.02	126.00
26	1H	1328	G	O5'-P-OP2	-6.70	99.67	105.70
26	1H	1981	A	N1-C6-N6	-6.70	114.58	118.60
26	14	922	U	O5'-P-OP1	-6.70	99.67	105.70
1	13	862	C	C6-N1-C2	6.70	122.98	120.30
26	1H	609	A	N9-C4-C5	-6.70	103.12	105.80
26	1H	2232	U	C5-C4-O4	6.70	129.92	125.90
24	3K	71	C	C6-N1-C2	-6.69	117.62	120.30
22	1K	61	C	C2-N1-C1'	6.69	126.16	118.80
26	1H	630	G	C8-N9-C4	6.69	109.08	106.40
26	14	1678	G	N7-C8-N9	6.69	116.45	113.10
26	14	2503	A	C2-N3-C4	6.69	113.95	110.60
26	1H	1799	G	N3-C4-N9	6.69	130.01	126.00
1	1G	1354	C	C6-N1-C2	-6.69	117.62	120.30
26	14	727	A	O5'-P-OP1	-6.69	99.68	105.70
26	1H	270(O)	U	C6-N1-C1'	-6.69	111.84	121.20
26	14	2499	C	C2-N1-C1'	6.69	126.16	118.80
26	14	2607	G	O5'-P-OP1	6.69	118.73	110.70
26	1H	2286	A	C6-C5-N7	-6.69	127.62	132.30
1	13	656	C	C6-N1-C2	-6.68	117.63	120.30
26	1H	71	A	C6-C5-N7	-6.68	127.62	132.30
26	1H	1764	G	N9-C4-C5	6.68	108.07	105.40
26	14	1564	C	N3-C2-O2	-6.68	117.22	121.90
1	13	690	G	C5-N7-C8	-6.68	100.96	104.30
26	14	783	A	N1-C2-N3	6.68	132.64	129.30
26	1H	689	A	C2-N3-C4	-6.68	107.26	110.60
26	1H	1940	U	C5-C4-O4	-6.68	121.89	125.90
26	14	2464	C	C6-N1-C2	6.68	122.97	120.30
1	13	963	G	C8-N9-C1'	-6.68	118.32	127.00

*Continued on next page...*

*Continued from previous page...*

Mol	Chain	Res	Type	Atoms	Z	Observed(°)	Ideal(°)
26	14	1336	A	C6-N1-C2	-6.67	114.59	118.60
1	13	892	A	N1-C2-N3	6.67	132.63	129.30
26	1H	658	C	O5'-P-OP2	-6.67	99.69	105.70
57	3L	1	G	N3-C4-C5	-6.67	125.27	128.60
26	14	2495	G	O5'-P-OP2	-6.67	99.70	105.70
26	1H	99	U	C6-N1-C1'	-6.67	111.86	121.20
26	1H	307	G	N3-C4-C5	-6.67	125.27	128.60
26	14	1571	A	C5-C6-N6	-6.67	118.37	123.70
26	1H	657	U	O5'-P-OP2	-6.67	99.70	105.70
26	14	1616	A	C6-C5-N7	-6.67	127.64	132.30
1	13	797	C	N1-C2-O2	-6.66	114.90	118.90
26	1H	1333	C	C5-C6-N1	6.66	124.33	121.00
26	1H	1559	G	N3-C4-C5	6.66	131.93	128.60
26	14	2331	G	C8-N9-C4	6.66	109.07	106.40
26	1H	195	A	N1-C6-N6	6.66	122.60	118.60
26	1H	2303	G	OP1-P-O3'	6.66	119.86	105.20
26	1H	847	U	C5-C6-N1	-6.66	119.37	122.70
26	1H	1653	G	N3-C4-N9	6.66	130.00	126.00
26	1H	2490	G	C2-N3-C4	-6.66	108.57	111.90
26	1H	1792	G	N1-C6-O6	-6.66	115.91	119.90
26	1H	1789	A	C5-C6-N1	6.66	121.03	117.70
26	14	2261	C	O5'-P-OP1	6.66	118.69	110.70
26	14	2433	A	N1-C2-N3	6.65	132.63	129.30
26	14	71	A	C2-N3-C4	-6.65	107.27	110.60
26	14	585	G	C8-N9-C1'	-6.65	118.35	127.00
26	14	190	A	N9-C4-C5	-6.65	103.14	105.80
26	14	775	G	N3-C4-C5	-6.65	125.28	128.60
26	14	2430	A	C5-N7-C8	-6.65	100.57	103.90
26	1H	576	U	C4-C5-C6	6.65	123.69	119.70
26	1H	1366	A	O5'-P-OP2	-6.65	99.72	105.70
26	14	531	C	N3-C4-C5	-6.65	119.24	121.90
26	1H	2665	A	C2-N3-C4	-6.65	107.28	110.60
26	14	71	A	P-O3'-C3'	6.65	127.68	119.70
26	14	76	C	C6-N1-C2	-6.65	117.64	120.30
1	13	1158	C	C2-N1-C1'	6.65	126.11	118.80
23	2K	6	G	C8-N9-C4	6.65	109.06	106.40
26	1H	2477	C	N1-C2-O2	6.65	122.89	118.90
26	14	746	A	O5'-P-OP1	-6.65	99.72	105.70
26	1H	445	C	N3-C2-O2	-6.64	117.25	121.90
26	1H	1266	G	C8-N9-C4	6.64	109.06	106.40
26	1H	2329	G	N7-C8-N9	-6.64	109.78	113.10
26	1H	1313	U	C2-N1-C1'	6.64	125.67	117.70

*Continued on next page...*

*Continued from previous page...*

Mol	Chain	Res	Type	Atoms	Z	Observed(°)	Ideal(°)
26	14	454	A	O5'-P-OP2	-6.64	99.72	105.70
26	1H	621	A	N3-C4-C5	6.64	131.45	126.80
26	1H	1053	C	C6-N1-C2	-6.64	117.64	120.30
26	14	774	A	N1-C2-N3	6.64	132.62	129.30
26	14	1644	C	N1-C2-O2	6.63	122.88	118.90
26	14	827	U	N1-C2-O2	-6.63	118.16	122.80
26	1H	410	G	N1-C6-O6	6.63	123.88	119.90
26	1H	1303	G	C5-C6-O6	6.63	132.58	128.60
26	14	1914	C	C6-N1-C2	-6.63	117.65	120.30
56	1L	18	G	OP1-P-O3'	6.63	119.78	105.20
26	1H	258	G	N3-C2-N2	6.63	124.54	119.90
26	1H	2401	U	C5-C6-N1	6.63	126.01	122.70
26	14	1614	A	C5-C6-N1	-6.63	114.39	117.70
26	1H	1804	C	O5'-P-OP1	6.62	118.65	110.70
26	1H	2469	A	C5-N7-C8	-6.62	100.59	103.90
1	13	5	U	N3-C2-O2	-6.62	117.56	122.20
26	1H	2275	C	N3-C2-O2	6.62	126.54	121.90
26	14	2507	C	C6-N1-C2	-6.62	117.65	120.30
26	1H	2250	G	C5-C6-O6	6.62	132.57	128.60
26	14	945	A	C4-C5-C6	6.62	120.31	117.00
26	1H	1644	C	N1-C2-O2	6.62	122.87	118.90
1	13	582	U	N1-C2-O2	6.62	127.43	122.80
26	1H	146	G	N1-C6-O6	6.62	123.87	119.90
1	13	19	C	C6-N1-C2	-6.61	117.66	120.30
26	1H	107	C	C5-C4-N4	-6.61	115.57	120.20
26	14	2596	U	N1-C2-N3	6.61	118.87	114.90
26	14	2776	A	P-O3'-C3'	6.61	127.64	119.70
26	1H	655	A	N7-C8-N9	6.61	117.11	113.80
26	14	2051	A	N7-C8-N9	6.61	117.11	113.80
26	14	1225	C	C6-N1-C2	6.61	122.94	120.30
1	1G	1469	G	N1-C6-O6	6.61	123.86	119.90
26	1H	663	G	C4-C5-C6	6.60	122.76	118.80
26	1H	702	G	C5-C6-N1	-6.60	108.20	111.50
26	1H	909	A	O5'-P-OP2	-6.60	99.76	105.70
26	1H	1426	G	N1-C6-O6	-6.60	115.94	119.90
26	1H	2502	G	N9-C4-C5	6.60	108.04	105.40
26	14	690	G	N7-C8-N9	-6.60	109.80	113.10
26	1H	2409	G	C4-C5-N7	6.59	113.44	110.80
26	14	84	A	C8-N9-C4	6.59	108.44	105.80
26	14	784	A	C5-C6-N1	-6.59	114.40	117.70
26	1H	2246	G	N3-C4-C5	-6.59	125.30	128.60
33	51	3	ARG	NE-CZ-NH2	6.59	123.59	120.30

*Continued on next page...*

*Continued from previous page...*

Mol	Chain	Res	Type	Atoms	Z	Observed(°)	Ideal(°)
1	1G	1431	C	C6-N1-C2	-6.59	117.66	120.30
26	14	679	C	N1-C2-O2	-6.59	114.94	118.90
26	1H	1162	G	C8-N9-C4	-6.59	103.76	106.40
26	1H	1905	C	OP1-P-OP2	-6.59	109.72	119.60
26	1H	1992	G	N3-C4-C5	-6.59	125.31	128.60
26	1H	1427	A	C6-N1-C2	-6.59	114.65	118.60
26	1H	2581	G	N1-C2-N2	-6.59	110.27	116.20
1	1G	1502	A	N7-C8-N9	6.59	117.09	113.80
26	14	2585	U	C2-N1-C1'	6.59	125.60	117.70
26	1H	811	U	O5'-P-OP1	-6.58	99.77	105.70
26	1H	930	U	N3-C4-O4	-6.58	114.79	119.40
26	1H	2751	G	N7-C8-N9	6.58	116.39	113.10
26	1H	691	C	N3-C2-O2	6.58	126.51	121.90
26	1H	2439	A	OP1-P-O3'	6.58	119.68	105.20
26	14	746	A	O5'-P-OP2	6.58	118.60	110.70
26	14	694	U	O5'-P-OP1	6.58	118.60	110.70
1	13	789	U	N3-C2-O2	-6.58	117.60	122.20
26	1H	1354	A	C2-N3-C4	-6.58	107.31	110.60
26	1H	1698	A	C4-C5-N7	6.58	113.99	110.70
29	11	39	LYS	N-CA-C	6.58	128.75	111.00
26	14	528	A	C8-N9-C1'	6.58	139.54	127.70
26	14	1506	C	C6-N1-C2	-6.58	117.67	120.30
1	13	219	C	C6-N1-C2	-6.57	117.67	120.30
1	1G	209	U	N3-C2-O2	-6.57	117.60	122.20
29	19	44	ASN	C-N-CA	6.57	138.13	121.70
1	13	1301	U	C5-C4-O4	-6.57	121.96	125.90
34	61	38	LEU	CA-CB-CG	6.57	130.41	115.30
26	14	2359	C	N3-C4-N4	-6.57	113.40	118.00
26	14	1610	A	OP1-P-O3'	6.57	119.64	105.20
26	1H	2418	A	C2-N3-C4	6.56	113.88	110.60
1	13	690	G	C4-C5-N7	6.56	113.42	110.80
26	1H	1624	G	N7-C8-N9	-6.56	109.82	113.10
1	1G	266	G	P-O3'-C3'	6.56	127.57	119.70
26	14	935	C	C6-N1-C2	6.56	122.92	120.30
26	14	1142(A)	A	C2-N3-C4	-6.56	107.32	110.60
26	1H	1332	G	N1-C2-N3	6.56	127.83	123.90
26	14	801	G	C6-C5-N7	6.56	134.34	130.40
26	14	1021	A	C2-N3-C4	-6.56	107.32	110.60
26	1H	1594	G	C8-N9-C4	-6.56	103.78	106.40
26	1H	74	A	N3-C4-C5	6.55	131.38	126.80
26	1H	2690	C	O5'-P-OP1	-6.55	99.81	105.70
27	16	79	C	C6-N1-C2	-6.55	117.68	120.30

*Continued on next page...*

*Continued from previous page...*

Mol	Chain	Res	Type	Atoms	Z	Observed(°)	Ideal(°)
26	14	1994	C	O5'-P-OP2	-6.55	99.81	105.70
26	1H	585	G	O5'-P-OP1	-6.55	99.81	105.70
26	14	980	A	O5'-P-OP2	-6.55	99.81	105.70
26	1H	254	G	C5-C6-O6	-6.55	124.67	128.60
1	1G	812	C	C6-N1-C2	-6.55	117.68	120.30
26	14	1239	G	N1-C6-O6	6.55	123.83	119.90
26	14	1804	C	C6-N1-C2	-6.55	117.68	120.30
1	13	816	A	N9-C4-C5	6.54	108.42	105.80
26	1H	750	A	OP2-P-O3'	6.54	119.60	105.20
26	1H	1142(A)	A	N3-C4-C5	6.54	131.38	126.80
26	1H	1786	A	C5-C6-N1	-6.54	114.43	117.70
26	14	1086	A	O4'-C1'-N9	6.54	113.44	108.20
26	14	1189	A	OP1-P-OP2	-6.54	109.79	119.60
26	1H	780	G	OP2-P-O3'	6.54	119.59	105.20
26	1H	2430	A	C8-N9-C1'	6.54	139.47	127.70
47	H8	61	LEU	CA-CB-CG	6.54	130.34	115.30
26	14	1950	G	N1-C6-O6	-6.54	115.97	119.90
26	14	2388	A	O4'-C1'-N9	6.54	113.43	108.20
26	1H	395	U	N3-C2-O2	-6.54	117.62	122.20
1	13	328	C	C6-N1-C1'	-6.54	112.96	120.80
26	1H	865	C	C4-C5-C6	-6.53	114.13	117.40
1	13	1498	U	C5-C4-O4	-6.53	121.98	125.90
26	1H	774	A	C5-C6-N1	-6.53	114.44	117.70
26	14	1544	C	O4'-C1'-N1	6.53	113.42	108.20
26	14	1571	A	N1-C6-N6	6.53	122.52	118.60
26	14	811	U	C5-C4-O4	6.53	129.82	125.90
26	1H	1786	A	C4-N9-C1'	6.53	138.05	126.30
23	2K	27	G	C5-C6-O6	-6.53	124.69	128.60
26	1H	146	G	C5-C6-O6	-6.53	124.69	128.60
26	1H	1916	A	C8-N9-C4	-6.53	103.19	105.80
26	14	2605	U	N3-C4-O4	-6.52	114.83	119.40
26	14	2477	C	C6-N1-C2	-6.52	117.69	120.30
26	1H	1670	C	C4-C5-C6	6.52	120.66	117.40
26	1H	2609	U	O5'-P-OP2	-6.52	99.83	105.70
26	14	1904	G	C4-C5-N7	-6.52	108.19	110.80
1	13	768	A	O5'-P-OP2	-6.51	99.84	105.70
26	1H	1363	C	N3-C4-N4	-6.51	113.44	118.00
26	14	24	G	C2-N3-C4	-6.51	108.64	111.90
26	14	693	C	OP2-P-O3'	6.51	119.52	105.20
26	14	2229	C	C6-N1-C2	6.51	122.90	120.30
26	1H	966	G	N3-C2-N2	6.51	124.45	119.90
26	1H	955	C	O5'-P-OP2	-6.50	99.85	105.70

*Continued on next page...*



*Continued from previous page...*

Mol	Chain	Res	Type	Atoms	Z	Observed(°)	Ideal(°)
26	1H	224	G	O5'-P-OP2	-6.50	99.85	105.70
26	1H	1321	A	C8-N9-C4	6.50	108.40	105.80
1	1G	1260	C	C5-C6-N1	6.50	124.25	121.00
26	14	486	C	N3-C4-N4	6.50	122.55	118.00
26	14	1984	G	C8-N9-C4	6.50	109.00	106.40
1	13	1158	C	C6-N1-C2	-6.50	117.70	120.30
1	13	1355	G	C8-N9-C4	-6.50	103.80	106.40
26	1H	202	U	C2-N1-C1'	6.50	125.50	117.70
26	1H	208	C	C6-N1-C2	6.50	122.90	120.30
26	1H	598	G	OP1-P-OP2	6.50	129.34	119.60
1	1G	666	G	C6-C5-N7	-6.50	126.50	130.40
26	1H	458	G	N9-C4-C5	6.49	108.00	105.40
26	1H	1210	A	N7-C8-N9	6.49	117.05	113.80
26	14	1327	C	N1-C2-O2	-6.49	115.00	118.90
26	14	1658	C	N3-C4-C5	-6.49	119.30	121.90
26	1H	71	A	N3-C4-C5	6.49	131.34	126.80
26	1H	1616	A	OP1-P-O3'	6.49	119.48	105.20
26	14	307	G	C6-C5-N7	-6.49	126.50	130.40
26	1H	1698	A	N7-C8-N9	6.49	117.05	113.80
26	1H	383	U	C2-N1-C1'	-6.49	109.91	117.70
26	14	1602	U	C5-C4-O4	6.49	129.79	125.90
26	1H	270(L)	U	C6-N1-C2	-6.48	117.11	121.00
26	1H	791	C	C6-N1-C2	6.48	122.89	120.30
26	1H	2417	C	O5'-P-OP1	6.48	118.48	110.70
26	1H	784	A	N9-C4-C5	6.48	108.39	105.80
26	14	871	U	O5'-P-OP2	6.48	118.48	110.70
26	1H	793	A	C5-C6-N6	-6.47	118.52	123.70
26	1H	1294	U	O5'-P-OP1	-6.47	99.87	105.70
26	14	840	C	C6-N1-C2	6.47	122.89	120.30
26	14	2281	C	C2-N1-C1'	6.47	125.92	118.80
26	14	2346	A	O4'-C1'-N9	6.47	113.38	108.20
26	1H	1654	A	C8-N9-C4	-6.47	103.21	105.80
26	14	1698	A	C4-C5-N7	6.47	113.93	110.70
26	1H	2250	G	C2-N3-C4	6.47	115.13	111.90
26	14	2446	G	O5'-P-OP2	-6.47	99.88	105.70
26	1H	391	G	C4-N9-C1'	6.46	134.91	126.50
26	1H	1890	A	N1-C6-N6	-6.46	114.72	118.60
26	1H	2042	A	O5'-P-OP2	-6.46	99.88	105.70
26	1H	1142(A)	A	N3-C4-N9	-6.46	122.23	127.40
1	1G	610	G	O5'-P-OP2	-6.46	99.89	105.70
26	1H	2620	C	N1-C2-O2	-6.46	115.02	118.90
26	14	2707	G	C5-C6-N1	6.46	114.73	111.50

*Continued on next page...*

*Continued from previous page...*

Mol	Chain	Res	Type	Atoms	Z	Observed(°)	Ideal(°)
26	14	741	G	O5'-P-OP2	6.46	118.45	110.70
26	14	2235	G	N3-C4-N9	6.46	129.88	126.00
1	13	550	G	N1-C6-O6	-6.46	116.03	119.90
1	13	974	A	C4-C5-N7	6.46	113.93	110.70
26	1H	668	G	OP1-P-O3'	6.46	119.40	105.20
26	14	1695	G	C4-N9-C1'	6.46	134.90	126.50
1	13	418	C	C6-N1-C2	-6.45	117.72	120.30
26	14	497	A	O5'-P-OP2	-6.45	99.89	105.70
26	1H	2502	G	OP2-P-O3'	6.45	119.39	105.20
26	14	330	A	N1-C6-N6	6.45	122.47	118.60
26	14	1334	G	O5'-P-OP2	6.45	118.44	110.70
26	1H	1678	G	C5-C6-O6	-6.45	124.73	128.60
26	14	1695	G	C6-C5-N7	-6.45	126.53	130.40
26	14	2392	A	C5-N7-C8	-6.45	100.68	103.90
26	14	2755	C	C6-N1-C2	-6.45	117.72	120.30
26	14	2578	G	C8-N9-C4	6.45	108.98	106.40
1	13	5	U	C6-N1-C1'	-6.45	112.18	121.20
26	1H	2591	C	N3-C4-N4	6.45	122.51	118.00
26	1H	1573	G	N9-C4-C5	-6.44	102.82	105.40
26	1H	1632	A	N9-C4-C5	-6.44	103.22	105.80
26	1H	2085	C	C6-N1-C2	6.44	122.88	120.30
26	14	1544	C	C6-N1-C1'	-6.44	113.07	120.80
26	1H	1013	C	N3-C2-O2	6.44	126.41	121.90
33	51	10	PRO	N-CA-C	6.44	128.84	112.10
26	14	2030	A	OP1-P-OP2	6.44	129.26	119.60
26	1H	398	G	C6-C5-N7	-6.44	126.54	130.40
26	1H	681	G	N7-C8-N9	-6.44	109.88	113.10
26	1H	2430	A	N1-C6-N6	6.44	122.46	118.60
26	14	736	C	O5'-P-OP1	-6.44	99.91	105.70
26	14	2426	A	N7-C8-N9	6.44	117.02	113.80
26	1H	2527	C	C6-N1-C2	-6.44	117.73	120.30
1	13	32	A	C8-N9-C4	-6.43	103.23	105.80
26	1H	1120	G	N1-C6-O6	6.43	123.76	119.90
26	1H	2436	G	O5'-P-OP2	-6.43	99.91	105.70
26	1H	73	A	C5-C6-N1	6.43	120.92	117.70
26	1H	860	U	C2-N1-C1'	6.43	125.42	117.70
26	14	2000	G	OP2-P-O3'	6.43	119.34	105.20
26	1H	246	C	C6-N1-C2	6.43	122.87	120.30
26	1H	672	C	O5'-P-OP1	6.43	118.41	110.70
26	1H	1480	G	N7-C8-N9	6.42	116.31	113.10
26	14	1407	C	C4-C5-C6	-6.42	114.19	117.40
26	14	729	G	N3-C2-N2	-6.42	115.40	119.90

*Continued on next page...*

*Continued from previous page...*

Mol	Chain	Res	Type	Atoms	Z	Observed(°)	Ideal(°)
26	1H	2443	C	C6-N1-C2	-6.42	117.73	120.30
42	85	95	LEU	CA-CB-CG	-6.42	100.54	115.30
26	1H	973	A	C2-N3-C4	-6.42	107.39	110.60
26	1H	1013	C	N1-C2-O2	-6.42	115.05	118.90
26	14	2508	G	C5-C6-O6	-6.42	124.75	128.60
26	14	1653	G	O5'-P-OP2	-6.42	99.93	105.70
26	14	2213	U	C5-C6-N1	6.41	125.91	122.70
26	14	1407	C	C5-C6-N1	6.41	124.21	121.00
26	14	1271	G	N3-C4-N9	6.41	129.85	126.00
26	14	1323	U	N1-C2-O2	-6.41	118.31	122.80
1	13	897	C	C5-C6-N1	-6.41	117.80	121.00
23	2K	18	U	N1-C2-O2	6.41	127.28	122.80
26	1H	635	C	C6-N1-C2	-6.41	117.74	120.30
26	14	1831	G	C2-N3-C4	-6.41	108.70	111.90
26	14	1985	G	N1-C6-O6	6.41	123.74	119.90
26	1H	2621	A	C8-N9-C4	6.40	108.36	105.80
26	14	2592	G	N3-C4-C5	-6.40	125.40	128.60
26	1H	2469	A	N1-C6-N6	6.40	122.44	118.60
1	1G	197	A	P-O3'-C3'	6.40	127.38	119.70
1	1G	690	G	O4'-C1'-N9	6.40	113.32	108.20
26	14	140	A	N1-C6-N6	6.40	122.44	118.60
26	14	388	G	C8-N9-C4	-6.40	103.84	106.40
26	14	1564	C	C5-C4-N4	6.40	124.68	120.20
26	14	2587	A	O5'-P-OP1	-6.40	99.94	105.70
1	13	789	U	C5-C4-O4	6.40	129.74	125.90
26	1H	2585	U	N3-C4-O4	-6.40	114.92	119.40
1	13	115	G	C8-N9-C4	-6.40	103.84	106.40
26	1H	245	G	C4-C5-N7	6.40	113.36	110.80
26	1H	1427	A	C8-N9-C4	-6.39	103.24	105.80
26	1H	2028	U	N3-C4-C5	-6.39	110.76	114.60
26	1H	2054	A	C4-C5-N7	6.39	113.90	110.70
23	2L	77	A	N1-C6-N6	6.39	122.44	118.60
1	13	977	A	N1-C6-N6	-6.39	114.76	118.60
26	1H	1940	U	N3-C4-O4	6.39	123.87	119.40
26	1H	776	G	OP1-P-OP2	6.39	129.18	119.60
26	1H	812	C	C6-N1-C2	-6.39	117.75	120.30
26	1H	2260	C	OP2-P-O3'	6.39	119.25	105.20
26	14	1427	A	N9-C4-C5	6.39	108.35	105.80
26	14	48	G	C8-N9-C4	-6.38	103.85	106.40
26	1H	698	C	C4-C5-C6	6.38	120.59	117.40
26	14	1801	G	N1-C6-O6	6.38	123.73	119.90
26	1H	2351	G	N3-C4-N9	6.38	129.83	126.00

*Continued on next page...*

*Continued from previous page...*

Mol	Chain	Res	Type	Atoms	Z	Observed(°)	Ideal(°)
26	1H	2447	G	C4-N9-C1'	-6.38	118.21	126.50
1	1G	450	G	N3-C4-C5	6.38	131.79	128.60
26	14	537	C	C5-C6-N1	6.38	124.19	121.00
23	2K	77	A	C4-C5-N7	6.38	113.89	110.70
26	1H	1308	A	N9-C4-C5	6.38	108.35	105.80
26	14	90	U	N1-C2-O2	6.38	127.26	122.80
57	3L	58	A	P-O3'-C3'	6.38	127.35	119.70
26	1H	2226	C	N3-C4-C5	6.37	124.45	121.90
26	1H	2827	C	N1-C2-O2	-6.37	115.08	118.90
37	78	49	ARG	NE-CZ-NH2	-6.37	117.11	120.30
1	1G	337	C	C6-N1-C2	-6.37	117.75	120.30
26	14	2502	G	C6-N1-C2	-6.37	121.28	125.10
26	14	1620	G	OP1-P-OP2	-6.37	110.04	119.60
26	1H	52	A	O5'-P-OP2	-6.37	99.97	105.70
26	1H	613	U	N1-C2-N3	6.37	118.72	114.90
26	1H	1575	C	C5-C6-N1	6.37	124.18	121.00
26	1H	2338	G	O5'-P-OP1	-6.37	99.97	105.70
26	14	2286	A	N7-C8-N9	6.37	116.98	113.80
1	13	422	C	C2-N1-C1'	6.36	125.80	118.80
23	2K	25	U	C5-C4-O4	6.36	129.72	125.90
26	1H	782	A	N1-C2-N3	6.36	132.48	129.30
26	1H	1672	C	O5'-P-OP1	-6.36	99.97	105.70
26	1H	1786	A	OP1-P-O3'	6.36	119.20	105.20
26	1H	2226	C	C6-N1-C2	6.36	122.84	120.30
26	14	1594	G	C8-N9-C4	-6.36	103.86	106.40
26	1H	72	U	N3-C4-O4	6.36	123.85	119.40
26	14	1950	G	N3-C2-N2	6.36	124.35	119.90
26	1H	945	A	C8-N9-C1'	-6.36	116.25	127.70
26	14	2011	U	N3-C2-O2	6.36	126.65	122.20
26	14	982	C	C5-C6-N1	6.36	124.18	121.00
26	1H	775	G	N3-C4-N9	6.36	129.81	126.00
1	1G	1488	G	C8-N9-C4	6.36	108.94	106.40
24	3K	36	U	OP1-P-O3'	6.35	119.18	105.20
26	1H	788	A	OP2-P-O3'	6.35	119.18	105.20
26	1H	1971	A	O5'-P-OP2	-6.35	99.98	105.70
26	1H	2443	C	O5'-P-OP1	-6.35	99.98	105.70
26	14	808	G	OP1-P-OP2	6.35	129.13	119.60
26	14	817	C	C5-C6-N1	6.35	124.17	121.00
26	1H	863	A	O5'-P-OP2	-6.35	99.99	105.70
26	14	1904	G	C5-C6-O6	6.35	132.41	128.60
26	14	2873	A	C4-N9-C1'	6.35	137.73	126.30
26	1H	222	A	P-O3'-C3'	6.35	127.32	119.70

*Continued on next page...*

*Continued from previous page...*

Mol	Chain	Res	Type	Atoms	Z	Observed(°)	Ideal(°)
26	1H	2476	A	N3-C4-C5	-6.35	122.36	126.80
26	1H	2573	C	N3-C4-N4	6.35	122.44	118.00
26	1H	1636	C	N1-C2-O2	-6.35	115.09	118.90
26	14	2247	A	N1-C6-N6	-6.35	114.79	118.60
27	1J	103	U	C5-C6-N1	-6.35	119.53	122.70
1	13	974	A	N1-C6-N6	6.34	122.41	118.60
26	1H	382	G	N9-C4-C5	-6.34	102.86	105.40
26	1H	1632	A	C5-C6-N6	-6.34	118.62	123.70
26	14	1025	G	N3-C4-C5	6.34	131.77	128.60
26	14	1655	A	N1-C6-N6	6.34	122.41	118.60
26	1H	1649	G	N3-C4-N9	6.34	129.81	126.00
26	14	945	A	O4'-C1'-N9	6.34	113.27	108.20
26	14	1618	A	N7-C8-N9	6.34	116.97	113.80
26	1H	1022	G	N3-C2-N2	-6.34	115.46	119.90
26	1H	742	G	C4-C5-N7	-6.34	108.27	110.80
26	14	1287	A	N1-C6-N6	-6.34	114.80	118.60
1	13	115	G	P-O3'-C3'	6.33	127.30	119.70
26	1H	1950	G	N3-C4-N9	-6.33	122.20	126.00
26	1H	1607	C	O5'-P-OP1	-6.33	100.00	105.70
26	1H	1616	A	C6-C5-N7	-6.33	127.87	132.30
26	1H	1809	A	C5-C6-N6	-6.33	118.64	123.70
26	14	675	A	C5-C6-N6	-6.33	118.64	123.70
1	13	1498	U	C2-N1-C1'	6.33	125.29	117.70
26	1H	127	A	N9-C4-C5	-6.33	103.27	105.80
26	1H	446	G	N9-C4-C5	-6.33	102.87	105.40
26	1H	729	G	C4-N9-C1'	6.33	134.73	126.50
26	14	1304	C	N3-C2-O2	-6.33	117.47	121.90
1	13	1502	A	C4-C5-N7	6.32	113.86	110.70
26	1H	2530	A	O5'-P-OP2	-6.32	100.01	105.70
26	14	804	A	C8-N9-C4	6.32	108.33	105.80
26	14	388	G	N3-C2-N2	-6.32	115.47	119.90
26	14	2432	A	N1-C6-N6	6.32	122.39	118.60
26	1H	808	G	O5'-P-OP2	-6.32	100.01	105.70
26	14	2502	G	N9-C4-C5	6.32	107.93	105.40
26	14	2822	G	N1-C6-O6	6.32	123.69	119.90
26	14	1640	C	N3-C2-O2	-6.32	117.48	121.90
27	16	81	G	C6-C5-N7	-6.32	126.61	130.40
1	1G	1157	A	P-O3'-C3'	6.32	127.28	119.70
26	14	1901	A	C2-N3-C4	6.32	113.76	110.60
26	1H	700	G	N1-C6-O6	6.31	123.69	119.90
26	1H	935	C	O5'-P-OP2	6.31	118.27	110.70
26	14	558	G	C8-N9-C4	6.31	108.92	106.40

*Continued on next page...*

*Continued from previous page...*

Mol	Chain	Res	Type	Atoms	Z	Observed(°)	Ideal(°)
26	1H	239	U	C2-N1-C1'	-6.31	110.13	117.70
26	1H	1142(A)	A	C5-C6-N1	-6.31	114.55	117.70
26	1H	1314	C	N3-C2-O2	-6.30	117.49	121.90
26	1H	1779	U	O5'-P-OP2	-6.30	100.03	105.70
26	1H	2478	A	O5'-P-OP1	-6.30	100.03	105.70
26	14	1950	G	C5-C6-O6	6.30	132.38	128.60
26	1H	664	C	C6-N1-C2	6.30	122.82	120.30
26	1H	2519	U	N1-C2-O2	-6.30	118.39	122.80
26	1H	2581	G	N3-C2-N2	6.30	124.31	119.90
26	1H	1955	U	O4'-C1'-N1	6.30	113.24	108.20
26	1H	974(A)	C	N3-C2-O2	-6.30	117.49	121.90
26	14	1327	C	C2-N1-C1'	-6.30	111.87	118.80
22	1K	74	C	N1-C2-O2	6.30	122.68	118.90
26	1H	670	A	N9-C4-C5	-6.30	103.28	105.80
26	1H	1695	G	C8-N9-C1'	-6.30	118.82	127.00
26	14	2880	C	N3-C4-C5	-6.30	119.38	121.90
26	1H	62	C	C6-N1-C2	6.29	122.82	120.30
26	1H	2439	A	O5'-P-OP2	-6.29	100.03	105.70
26	14	1328	G	N3-C4-N9	6.29	129.78	126.00
26	1H	609	A	C5-C6-N6	-6.29	118.67	123.70
33	51	6	ARG	N-CA-C	-6.29	94.01	111.00
26	14	2873	A	C5-C6-N1	-6.29	114.55	117.70
26	1H	594	U	C6-N1-C2	6.29	124.78	121.00
26	14	1629	U	N1-C2-O2	-6.29	118.40	122.80
1	13	577	G	C8-N9-C4	6.29	108.92	106.40
26	1H	1204	A	C4-N9-C1'	6.29	137.62	126.30
26	1H	599	G	C5-N7-C8	6.29	107.44	104.30
26	1H	776	G	N3-C2-N2	-6.29	115.50	119.90
26	1H	405	U	N1-C2-O2	6.28	127.20	122.80
55	Q8	52	LYS	C-N-CD	-6.28	106.78	120.60
26	14	621	A	N1-C6-N6	6.28	122.37	118.60
1	13	773	G	O5'-P-OP2	-6.28	100.05	105.70
26	1H	2665	A	C6-C5-N7	-6.28	127.90	132.30
33	51	3	ARG	CG-CD-NE	6.28	124.99	111.80
26	14	1378	A	C8-N9-C4	6.28	108.31	105.80
26	1H	755	C	C6-N1-C2	-6.28	117.79	120.30
23	2K	73	A	C8-N9-C4	6.28	108.31	105.80
23	2L	48	U	P-O3'-C3'	6.28	127.23	119.70
26	1H	148	C	C2-N3-C4	-6.27	116.76	119.90
26	1H	2782	G	N1-C6-O6	6.27	123.66	119.90
1	13	1107	C	N3-C4-C5	-6.27	119.39	121.90
26	1H	68	G	C8-N9-C4	-6.27	103.89	106.40

*Continued on next page...*

*Continued from previous page...*

Mol	Chain	Res	Type	Atoms	Z	Observed(°)	Ideal(°)
26	1H	1187	G	O5'-P-OP2	-6.27	100.06	105.70
1	1G	1517	G	O5'-P-OP2	-6.27	100.06	105.70
26	14	2439	A	P-O3'-C3'	6.27	127.22	119.70
26	1H	245	G	C4-N9-C1'	6.27	134.65	126.50
26	1H	2751	G	C5-N7-C8	-6.27	101.17	104.30
26	1H	731	C	N3-C4-N4	6.26	122.39	118.00
26	1H	1304	C	N3-C4-C5	6.26	124.41	121.90
26	14	1386	C	C6-N1-C2	-6.26	117.79	120.30
26	14	2386	C	C5-C6-N1	-6.26	117.87	121.00
26	1H	411	G	N3-C4-C5	-6.26	125.47	128.60
26	1H	1201	C	N1-C2-O2	-6.26	115.14	118.90
26	1H	2054	A	C5-N7-C8	-6.26	100.77	103.90
26	1H	2336	A	C2-N3-C4	6.26	113.73	110.60
26	1H	735	A	C8-N9-C4	6.26	108.30	105.80
2	1E	14	GLY	N-CA-C	6.26	128.75	113.10
26	1H	2573	C	C6-N1-C2	-6.26	117.80	120.30
26	1H	983	A	C8-N9-C4	6.26	108.30	105.80
26	1H	1297	C	C6-N1-C2	-6.26	117.80	120.30
26	1H	2346	A	C8-N9-C1'	-6.26	116.44	127.70
26	14	1404	C	O5'-P-OP1	-6.26	100.07	105.70
26	1H	1198	U	N3-C4-O4	-6.25	115.02	119.40
26	14	2011	U	O5'-P-OP1	-6.25	100.07	105.70
26	1H	209	C	C5-C6-N1	-6.25	117.88	121.00
26	1H	270(O)	U	C5-C6-N1	6.25	125.83	122.70
26	14	120	U	OP1-P-OP2	-6.25	110.22	119.60
26	1H	2618	G	C8-N9-C4	-6.25	103.90	106.40
26	1H	1338	G	C2-N3-C4	6.25	115.02	111.90
26	1H	1614	A	C6-C5-N7	-6.25	127.93	132.30
26	1H	1990	C	C6-N1-C2	-6.25	117.80	120.30
29	19	271	ILE	N-CA-C	6.25	127.87	111.00
26	1H	44	A	C8-N9-C4	-6.25	103.30	105.80
26	1H	1614	A	O4'-C1'-N9	6.25	113.20	108.20
27	16	81	G	C4-C5-N7	6.25	113.30	110.80
1	1G	817	C	O5'-P-OP2	-6.25	100.08	105.70
26	14	1320	C	N3-C4-C5	-6.25	119.40	121.90
26	1H	1648	C	C2-N1-C1'	-6.25	111.93	118.80
26	14	2024	G	N1-C6-O6	6.25	123.65	119.90
1	13	41	G	C8-N9-C4	6.24	108.90	106.40
26	1H	279	C	C5-C6-N1	6.24	124.12	121.00
26	1H	308	G	C4-N9-C1'	6.24	134.62	126.50
26	1H	1623	G	N1-C2-N2	-6.24	110.58	116.20
26	1H	2377	A	N1-C6-N6	6.24	122.35	118.60

*Continued on next page...*

*Continued from previous page...*

Mol	Chain	Res	Type	Atoms	Z	Observed(°)	Ideal(°)
26	1H	2698	U	O5'-P-OP2	-6.24	100.08	105.70
26	14	4	C	C5-C6-N1	6.24	124.12	121.00
26	14	4	C	N1-C2-O2	6.24	122.64	118.90
26	14	212	G	O5'-P-OP2	-6.24	100.08	105.70
26	14	1406	U	C4-C5-C6	-6.24	115.96	119.70
26	1H	822	U	N1-C2-N3	6.24	118.64	114.90
26	14	2078	C	OP1-P-O3'	6.24	118.93	105.20
26	1H	403	U	N1-C2-O2	6.24	127.17	122.80
1	1G	1502	A	C8-N9-C4	-6.24	103.31	105.80
26	14	2593	U	C5-C4-O4	6.24	129.64	125.90
26	1H	188	G	OP1-P-OP2	6.23	128.95	119.60
26	1H	2430	A	C4-N9-C1'	-6.23	115.08	126.30
54	P8	23	ARG	NE-CZ-NH1	6.23	123.42	120.30
26	14	1404	C	N1-C2-O2	6.23	122.64	118.90
24	3K	76	A	C2-N3-C4	-6.23	107.48	110.60
26	1H	695	G	N1-C6-O6	-6.23	116.16	119.90
26	14	863	A	O5'-P-OP2	-6.23	100.09	105.70
26	14	1827	C	N3-C2-O2	-6.23	117.54	121.90
26	1H	121	G	C5-C6-N1	6.23	114.61	111.50
26	1H	2311	A	C5-N7-C8	-6.23	100.79	103.90
26	14	396	G	C8-N9-C4	-6.23	103.91	106.40
26	1H	732	C	C4-C5-C6	6.22	120.51	117.40
26	1H	1267	U	OP2-P-O3'	6.22	118.89	105.20
26	14	48	G	N9-C4-C5	6.22	107.89	105.40
26	1H	1204	A	C4-C5-C6	6.22	120.11	117.00
26	14	114	U	C2-N1-C1'	6.22	125.16	117.70
26	14	2210	G	C4-N9-C1'	6.22	134.59	126.50
26	1H	1905	C	C6-N1-C2	-6.22	117.81	120.30
1	1G	1127	G	O5'-P-OP1	-6.22	100.11	105.70
26	14	682	G	O5'-P-OP1	6.22	118.16	110.70
26	14	2297	C	O5'-P-OP1	-6.22	100.11	105.70
26	14	90	U	N3-C2-O2	-6.21	117.85	122.20
26	1H	906	G	C5-C6-O6	-6.21	124.87	128.60
26	14	1296	G	OP2-P-O3'	6.21	118.87	105.20
26	1H	849	A	C8-N9-C4	6.21	108.28	105.80
26	1H	1395	A	N7-C8-N9	-6.21	110.69	113.80
26	1H	2676	C	C6-N1-C2	6.21	122.78	120.30
26	14	574	C	N3-C4-N4	-6.21	113.65	118.00
8	7E	112	LEU	CA-CB-CG	6.21	129.58	115.30
26	1H	524	U	N3-C2-O2	-6.21	117.85	122.20
26	1H	1251	C	N1-C2-O2	6.21	122.62	118.90
26	1H	2708	G	C8-N9-C1'	-6.21	118.93	127.00

*Continued on next page...*



*Continued from previous page...*

Mol	Chain	Res	Type	Atoms	Z	Observed(°)	Ideal(°)
26	14	71	A	N1-C2-N3	6.21	132.41	129.30
1	13	897	C	N1-C2-O2	-6.21	115.18	118.90
27	16	98	G	C6-C5-N7	-6.21	126.68	130.40
1	1G	812	C	N3-C4-C5	-6.21	119.42	121.90
26	1H	434	U	O5'-P-OP2	-6.21	100.11	105.70
26	1H	946	G	O5'-P-OP1	-6.21	100.11	105.70
26	1H	1973	G	C8-N9-C4	-6.21	103.92	106.40
27	16	47	C	C6-N1-C2	6.20	122.78	120.30
26	1H	307	G	N3-C4-N9	6.20	129.72	126.00
1	13	67	C	C6-N1-C2	-6.20	117.82	120.30
26	1H	676	A	C8-N9-C4	-6.20	103.32	105.80
26	1H	764	A	N1-C6-N6	6.20	122.32	118.60
26	14	130	C	C6-N1-C2	6.20	122.78	120.30
26	14	267	C	N3-C2-O2	-6.20	117.56	121.90
26	14	684	G	N1-C6-O6	-6.20	116.18	119.90
26	14	1818	U	O5'-P-OP2	-6.20	100.12	105.70
26	1H	1555	G	C4-N9-C1'	6.20	134.56	126.50
26	1H	1653	G	N3-C4-C5	-6.20	125.50	128.60
26	1H	2447	G	C8-N9-C1'	6.20	135.06	127.00
26	14	2713	A	N1-C6-N6	6.20	122.32	118.60
26	1H	697	C	N1-C2-O2	-6.20	115.18	118.90
26	1H	2241	A	N1-C2-N3	6.20	132.40	129.30
26	1H	2516	G	O5'-P-OP2	-6.20	100.12	105.70
26	14	2279	G	C5-C6-O6	6.20	132.32	128.60
24	3K	60	U	C5-C6-N1	6.19	125.80	122.70
26	14	2087	G	N9-C4-C5	-6.19	102.92	105.40
26	1H	1817	G	C5-C6-O6	6.19	132.31	128.60
26	1H	1298	C	C6-N1-C2	-6.19	117.82	120.30
26	1H	71	A	O4'-C1'-N9	-6.19	103.25	108.20
26	1H	1777	U	OP2-P-O3'	6.19	118.81	105.20
12	3A	59	ARG	NE-CZ-NH1	6.19	123.39	120.30
26	14	2287	A	N3-C4-C5	6.19	131.13	126.80
1	13	31	G	P-O3'-C3'	6.18	127.12	119.70
26	14	676	A	O4'-C1'-N9	6.18	113.15	108.20
26	14	1658	C	N3-C4-N4	6.18	122.33	118.00
26	14	1992	G	N3-C4-C5	-6.18	125.51	128.60
26	1H	2007	C	O5'-P-OP2	-6.18	100.14	105.70
26	1H	2469	A	C4-C5-N7	6.18	113.79	110.70
49	J8	85	LEU	CA-CB-CG	-6.18	101.08	115.30
26	14	24	G	N3-C4-C5	6.18	131.69	128.60
26	14	1950	G	N3-C4-C5	-6.18	125.51	128.60
26	14	1187	G	N1-C6-O6	6.18	123.61	119.90

*Continued on next page...*

*Continued from previous page...*

Mol	Chain	Res	Type	Atoms	Z	Observed(°)	Ideal(°)
4	3E	87	GLY	N-CA-C	6.18	128.54	113.10
26	1H	658	C	O5'-P-OP1	6.18	118.11	110.70
26	1H	2286	A	C4-C5-C6	6.18	120.09	117.00
26	14	982	C	C6-N1-C2	-6.18	117.83	120.30
26	14	2307	G	N7-C8-N9	6.18	116.19	113.10
26	1H	28	A	C2-N3-C4	6.17	113.69	110.60
26	1H	71	A	C5-C6-N6	-6.17	118.76	123.70
26	1H	1197	G	OP2-P-O3'	6.17	118.78	105.20
26	1H	1437	C	N3-C2-O2	-6.17	117.58	121.90
26	1H	2319	G	N9-C4-C5	-6.17	102.93	105.40
26	1H	433	C	OP2-P-O3'	6.17	118.77	105.20
26	1H	410	G	O5'-P-OP1	-6.17	100.15	105.70
26	14	1258	C	OP2-P-O3'	6.17	118.77	105.20
26	1H	1125	G	N7-C8-N9	-6.17	110.02	113.10
26	1H	1359	A	N1-C6-N6	6.17	122.30	118.60
26	14	2387	U	N3-C4-C5	6.17	118.30	114.60
26	1H	966	G	N1-C2-N2	-6.16	110.65	116.20
26	1H	1344	G	C4-C5-N7	6.16	113.27	110.80
26	14	602	G	C4-N9-C1'	6.16	134.51	126.50
1	1G	197	A	N7-C8-N9	6.16	116.88	113.80
26	1H	789	A	O5'-P-OP1	-6.16	100.16	105.70
26	1H	845	G	N1-C2-N2	-6.16	110.66	116.20
26	1H	2712	U	C5-C4-O4	-6.16	122.20	125.90
33	59	153	LYS	C-N-CD	6.16	141.34	128.40
26	1H	508	G	N9-C1'-C2'	6.16	122.01	114.00
26	1H	1569	A	O4'-C1'-N9	6.16	113.13	108.20
26	14	1928	A	C8-N9-C4	6.16	108.26	105.80
26	1H	127	A	C4-C5-N7	6.16	113.78	110.70
1	13	690	G	C8-N9-C1'	-6.16	119.00	127.00
1	13	826	C	C6-N1-C2	-6.16	117.84	120.30
26	14	2449	U	C5-C4-O4	-6.16	122.21	125.90
26	1H	974(A)	C	N3-C4-C5	-6.15	119.44	121.90
26	1H	839	U	OP1-P-OP2	6.15	128.83	119.60
26	14	2818	G	C5-C6-O6	-6.15	124.91	128.60
1	13	516	U	C6-N1-C2	-6.15	117.31	121.00
26	1H	911	A	N1-C6-N6	6.15	122.29	118.60
1	1G	1322	C	C2-N1-C1'	6.15	125.56	118.80
26	14	2319	G	N1-C6-O6	-6.15	116.21	119.90
1	13	1096	C	C6-N1-C2	-6.15	117.84	120.30
1	1G	1449	C	C6-N1-C1'	-6.15	113.42	120.80
23	2K	6	G	N9-C4-C5	-6.14	102.94	105.40
26	1H	982	C	C5-C6-N1	6.14	124.07	121.00

*Continued on next page...*

*Continued from previous page...*

Mol	Chain	Res	Type	Atoms	Z	Observed(°)	Ideal(°)
26	1H	2271	G	N3-C4-N9	6.14	129.69	126.00
26	14	2362	G	C8-N9-C4	6.14	108.86	106.40
26	1H	1147	C	C5-C6-N1	-6.14	117.93	121.00
26	1H	1259	G	C8-N9-C4	6.14	108.86	106.40
26	1H	1279	G	N1-C6-O6	-6.14	116.21	119.90
26	1H	2250	G	N1-C6-O6	-6.14	116.21	119.90
26	1H	2424	C	C2-N3-C4	6.14	122.97	119.90
26	1H	134	C	N3-C2-O2	-6.14	117.60	121.90
26	1H	1393	A	OP1-P-O3'	6.14	118.71	105.20
26	1H	1555	G	O5'-P-OP1	-6.14	100.17	105.70
26	14	1352	U	O5'-P-OP2	-6.14	100.17	105.70
26	1H	330	A	C5-N7-C8	-6.14	100.83	103.90
26	1H	462	C	OP1-P-OP2	6.14	128.81	119.60
26	14	102	G	O4'-C1'-N9	6.14	113.11	108.20
26	14	2576	G	C8-N9-C4	6.14	108.86	106.40
26	14	2689	U	P-O3'-C3'	6.14	127.07	119.70
26	1H	1568	G	N1-C6-O6	6.14	123.58	119.90
26	1H	2427	C	N1-C2-O2	-6.14	115.22	118.90
1	1G	1301	U	C6-N1-C1'	-6.14	112.61	121.20
26	14	267	C	N1-C2-O2	6.14	122.58	118.90
26	1H	2419	U	OP1-P-O3'	6.13	118.69	105.20
26	1H	763	G	OP2-P-O3'	6.13	118.69	105.20
1	1G	117	G	C5-C6-O6	-6.13	124.92	128.60
26	1H	187	G	C4-N9-C1'	6.13	134.47	126.50
26	1H	2439	A	O4'-C1'-N9	-6.13	103.30	108.20
26	14	2688	U	N3-C2-O2	-6.13	117.91	122.20
1	13	520	A	N1-C2-N3	6.13	132.36	129.30
1	13	575	G	N3-C4-N9	-6.13	122.33	126.00
1	13	690	G	C8-N9-C4	-6.13	103.95	106.40
26	14	1700	A	O5'-P-OP1	-6.13	100.19	105.70
26	14	1972	A	OP2-P-O3'	6.13	118.68	105.20
26	14	2542	A	N7-C8-N9	-6.13	110.74	113.80
26	1H	2012	G	C8-N9-C4	6.12	108.85	106.40
26	1H	2488	A	C6-C5-N7	-6.12	128.01	132.30
26	14	125	G	N9-C4-C5	-6.12	102.95	105.40
26	1H	1423	G	N3-C2-N2	6.12	124.19	119.90
26	14	947	G	N3-C2-N2	-6.12	115.61	119.90
26	14	1818	U	OP1-P-O3'	6.12	118.67	105.20
26	1H	2330	G	C8-N9-C4	6.12	108.85	106.40
26	14	1289	C	O5'-P-OP1	-6.12	100.19	105.70
26	14	2078	C	O5'-P-OP2	6.12	118.05	110.70
26	1H	2699	C	C5-C6-N1	-6.12	117.94	121.00

*Continued on next page...*

*Continued from previous page...*

Mol	Chain	Res	Type	Atoms	Z	Observed(°)	Ideal(°)
26	14	2346	A	C2-N3-C4	-6.12	107.54	110.60
26	1H	805	G	OP1-P-O3'	6.12	118.66	105.20
26	1H	1308	A	N1-C2-N3	6.12	132.36	129.30
26	1H	2019	A	N1-C6-N6	6.12	122.27	118.60
26	14	1616	A	C5-C6-N1	-6.12	114.64	117.70
26	14	2617	C	C6-N1-C2	6.12	122.75	120.30
26	1H	683	C	N3-C4-C5	6.12	124.35	121.90
26	1H	848	G	C8-N9-C1'	-6.12	119.05	127.00
26	14	2607	G	C6-C5-N7	-6.12	126.73	130.40
1	13	576	G	N1-C6-O6	6.12	123.57	119.90
1	13	1414	U	OP2-P-O3'	6.12	118.66	105.20
26	1H	211	A	OP2-P-O3'	6.12	118.66	105.20
26	1H	1899	G	C5-C6-N1	-6.12	108.44	111.50
1	13	575	G	O5'-P-OP2	-6.11	100.20	105.70
26	1H	203	C	N3-C2-O2	6.11	126.18	121.90
26	1H	2577	A	C5-C6-N6	6.11	128.59	123.70
1	1G	555	C	C6-N1-C2	-6.11	117.86	120.30
26	14	570	G	C8-N9-C4	-6.11	103.95	106.40
26	1H	48	G	N1-C6-O6	-6.11	116.23	119.90
26	14	974(A)	C	N3-C2-O2	-6.11	117.62	121.90
26	14	1757	U	C2-N1-C1'	-6.11	110.37	117.70
26	14	2313	C	C6-N1-C2	-6.11	117.86	120.30
1	13	956	U	C6-N1-C2	-6.11	117.33	121.00
26	1H	2681	C	N1-C2-O2	6.11	122.56	118.90
26	14	265	A	C4-C5-N7	6.11	113.75	110.70
26	14	1309	G	N1-C6-O6	6.11	123.56	119.90
1	13	974	A	C6-C5-N7	-6.11	128.03	132.30
26	1H	974(A)	C	N1-C2-O2	6.11	122.56	118.90
26	1H	2330	G	N9-C4-C5	-6.11	102.96	105.40
26	1H	2453	A	N9-C4-C5	6.11	108.24	105.80
26	14	1772	G	O5'-P-OP2	-6.11	100.20	105.70
26	1H	1695	G	C6-C5-N7	-6.10	126.74	130.40
26	14	1347	G	OP1-P-O3'	6.10	118.62	105.20
26	1H	1285	G	C5-C6-O6	-6.10	124.94	128.60
26	1H	1647	G	C4-C5-N7	-6.10	108.36	110.80
26	1H	1767	C	C2-N3-C4	-6.10	116.85	119.90
1	1G	449	C	C6-N1-C2	-6.10	117.86	120.30
26	14	1805	U	O5'-P-OP1	-6.10	100.21	105.70
1	13	36	C	C6-N1-C2	-6.10	117.86	120.30
26	1H	1937	A	C4-C5-C6	6.10	120.05	117.00
26	1H	1157	G	N1-C6-O6	6.09	123.56	119.90
26	1H	2429	G	OP2-P-O3'	6.09	118.61	105.20

*Continued on next page...*

*Continued from previous page...*

Mol	Chain	Res	Type	Atoms	Z	Observed(°)	Ideal(°)
26	1H	69	C	C6-N1-C2	-6.09	117.86	120.30
1	13	1203	C	C6-N1-C2	-6.09	117.86	120.30
1	13	437	U	C2-N1-C1'	6.09	125.01	117.70
26	1H	1313	U	N3-C4-C5	-6.09	110.95	114.60
26	14	558	G	N7-C8-N9	-6.09	110.06	113.10
26	1H	961	C	OP1-P-O3'	6.09	118.59	105.20
26	1H	1333	C	C6-N1-C2	-6.09	117.86	120.30
26	14	2279	G	N3-C2-N2	6.09	124.16	119.90
26	14	2430	A	C5-C6-N1	-6.08	114.66	117.70
26	14	792	G	O4'-C1'-N9	-6.08	103.33	108.20
26	1H	247	G	C4-C5-N7	6.08	113.23	110.80
26	1H	1691	C	C6-N1-C2	-6.08	117.87	120.30
26	1H	2555	U	N1-C2-N3	6.08	118.55	114.90
26	14	1302	A	OP1-P-OP2	6.08	128.72	119.60
26	1H	1374	G	N1-C6-O6	6.08	123.55	119.90
26	1H	2607	G	N3-C2-N2	6.08	124.15	119.90
1	13	1498	U	P-O3'-C3'	6.07	126.99	119.70
26	1H	410	G	N3-C2-N2	-6.07	115.65	119.90
26	1H	1158	C	C2-N3-C4	-6.07	116.86	119.90
26	1H	1858	G	N1-C6-O6	6.07	123.54	119.90
26	1H	2345	G	C8-N9-C4	-6.07	103.97	106.40
26	14	2243	U	OP1-P-OP2	6.07	128.71	119.60
26	14	1385	G	O4'-C1'-N9	6.07	113.06	108.20
26	14	2256	G	O5'-P-OP2	-6.07	100.24	105.70
1	1G	913	A	P-O3'-C3'	6.07	126.98	119.70
1	13	1096	C	C5-C6-N1	6.07	124.03	121.00
26	1H	126	A	C5-C6-N6	6.07	128.55	123.70
26	1H	738	G	N7-C8-N9	6.07	116.13	113.10
26	1H	569	U	C6-N1-C2	6.07	124.64	121.00
26	1H	915	C	N3-C2-O2	-6.07	117.65	121.90
26	1H	2599	G	C5-N7-C8	6.07	107.33	104.30
26	14	1616	A	N1-C6-N6	6.07	122.24	118.60
26	14	1742	C	C5-C6-N1	6.07	124.03	121.00
26	1H	2286	A	N7-C8-N9	6.06	116.83	113.80
26	1H	249	C	C6-N1-C2	-6.06	117.88	120.30
26	1H	2575	C	C5-C6-N1	-6.06	117.97	121.00
26	14	1698	A	C2-N3-C4	-6.06	107.57	110.60
26	14	1801	G	C4-C5-N7	6.06	113.22	110.80
26	14	2590	A	C8-N9-C4	6.06	108.22	105.80
1	13	776	G	O5'-P-OP1	-6.06	100.25	105.70
26	14	1831	G	N1-C6-O6	6.06	123.54	119.90
26	1H	49	A	C5-N7-C8	6.06	106.93	103.90

*Continued on next page...*

*Continued from previous page...*

Mol	Chain	Res	Type	Atoms	Z	Observed(°)	Ideal(°)
26	1H	1573	G	C8-N9-C4	6.06	108.82	106.40
26	14	1446	C	C6-N1-C2	-6.06	117.88	120.30
55	M5	48	PHE	CA-C-N	6.06	130.53	117.20
26	1H	1344	G	N1-C6-O6	6.06	123.53	119.90
26	14	856	C	C6-N1-C2	-6.06	117.88	120.30
26	14	1784	A	N1-C6-N6	-6.06	114.97	118.60
26	1H	1993	U	OP2-P-O3'	6.06	118.52	105.20
1	13	1502	A	N1-C6-N6	6.05	122.23	118.60
1	13	1533	C	C6-N1-C1'	-6.05	113.53	120.80
26	1H	1174	A	N9-C1'-C2'	-6.05	105.34	112.00
26	1H	669	G	N9-C4-C5	6.05	107.82	105.40
1	13	760	G	N1-C6-O6	6.05	123.53	119.90
26	1H	245	G	C8-N9-C1'	-6.05	119.13	127.00
26	1H	247	G	N3-C2-N2	6.05	124.14	119.90
26	1H	693	C	O5'-P-OP2	-6.05	100.25	105.70
26	14	2023	G	N1-C6-O6	6.05	123.53	119.90
26	14	2713	A	C4-C5-N7	6.05	113.72	110.70
26	1H	1304	C	O5'-P-OP1	6.05	117.96	110.70
26	1H	2587	A	C2-N3-C4	-6.05	107.58	110.60
43	D8	40	LEU	CA-CB-CG	6.05	129.21	115.30
26	14	265	A	N7-C8-N9	6.05	116.83	113.80
26	1H	223	A	O5'-P-OP2	-6.05	100.26	105.70
26	1H	698	C	OP1-P-OP2	6.05	128.67	119.60
26	1H	1899	G	C4-C5-N7	-6.05	108.38	110.80
26	14	1366	A	O5'-P-OP2	-6.05	100.26	105.70
1	13	865	A	N1-C6-N6	6.04	122.23	118.60
26	1H	732	C	C6-N1-C2	-6.04	117.88	120.30
26	1H	2587	A	N1-C2-N3	6.04	132.32	129.30
26	1H	2242	G	C5-C6-O6	6.04	132.23	128.60
26	1H	764	A	C2-N3-C4	-6.04	107.58	110.60
26	1H	848	G	C8-N9-C4	6.04	108.82	106.40
26	1H	1369	G	N3-C4-C5	-6.04	125.58	128.60
26	14	677	A	C8-N9-C4	-6.04	103.38	105.80
26	14	1783	A	C5-C6-N6	6.04	128.53	123.70
26	1H	130	C	C6-N1-C2	6.04	122.72	120.30
26	1H	183	C	N3-C2-O2	-6.04	117.67	121.90
26	1H	1501	C	O5'-P-OP2	6.04	117.94	110.70
26	1H	2028	U	N3-C4-O4	6.04	123.63	119.40
26	14	226	G	N1-C6-O6	6.04	123.52	119.90
34	61	77	LEU	CA-CB-CG	6.04	129.18	115.30
1	13	727	G	O5'-P-OP1	-6.03	100.27	105.70
1	13	910	C	N3-C4-C5	6.03	124.31	121.90

*Continued on next page...*

*Continued from previous page...*

Mol	Chain	Res	Type	Atoms	Z	Observed(°)	Ideal(°)
1	13	1227	A	N1-C6-N6	6.03	122.22	118.60
26	1H	865	C	OP1-P-OP2	-6.03	110.56	119.60
26	1H	2477	C	C6-N1-C2	-6.03	117.89	120.30
26	1H	59	U	C6-N1-C2	-6.03	117.38	121.00
24	3K	12	U	C5-C6-N1	6.03	125.71	122.70
1	1G	687	A	P-O3'-C3'	6.03	126.93	119.70
1	13	1408	A	C8-N9-C4	-6.03	103.39	105.80
26	1H	1658	C	N3-C4-N4	6.03	122.22	118.00
26	1H	2540	C	C6-N1-C2	6.03	122.71	120.30
26	14	41	C	C6-N1-C2	6.03	122.71	120.30
26	14	380	U	O5'-P-OP2	-6.03	100.28	105.70
26	14	833	U	N1-C2-O2	-6.03	118.58	122.80
1	13	254	G	O5'-P-OP1	-6.02	100.28	105.70
26	1H	210	C	C6-N1-C2	6.02	122.71	120.30
26	1H	1327	C	N3-C4-C5	-6.02	119.49	121.90
26	1H	1332	G	N3-C4-C5	6.02	131.61	128.60
26	14	1657	C	N3-C4-C5	6.02	124.31	121.90
26	14	1938	A	N1-C6-N6	6.02	122.21	118.60
26	1H	333	G	C4-N9-C1'	6.02	134.33	126.50
26	1H	743	G	O5'-P-OP1	-6.02	100.28	105.70
26	14	2251	G	C8-N9-C1'	-6.02	119.18	127.00
1	13	896	C	C6-N1-C2	6.02	122.71	120.30
1	13	1489	G	N7-C8-N9	-6.02	110.09	113.10
26	1H	1644	C	C5-C6-N1	6.02	124.01	121.00
26	1H	2450	A	C5-C6-N6	6.02	128.51	123.70
26	1H	2590	A	C2-N3-C4	-6.02	107.59	110.60
26	1H	1109	C	N3-C2-O2	-6.01	117.69	121.90
26	1H	1654	A	C5-C6-N6	6.01	128.51	123.70
26	1H	1698	A	C5-C6-N1	-6.01	114.69	117.70
26	1H	2607	G	C4-C5-N7	6.01	113.21	110.80
26	14	188	G	N9-C4-C5	-6.01	102.99	105.40
1	13	577	G	N9-C4-C5	-6.01	103.00	105.40
26	1H	2275	C	OP1-P-O3'	6.01	118.42	105.20
26	1H	2304	G	O5'-P-OP1	-6.01	100.29	105.70
1	13	1525	G	OP1-P-OP2	-6.01	110.59	119.60
26	1H	119	A	N1-C6-N6	-6.01	114.99	118.60
26	1H	764	A	OP1-P-OP2	-6.01	110.59	119.60
26	1H	1817	G	N1-C6-O6	-6.01	116.29	119.90
26	1H	1927	A	N3-C4-C5	-6.01	122.59	126.80
26	14	1520	U	C5-C4-O4	6.01	129.51	125.90
26	14	2779	U	N1-C2-O2	6.01	127.01	122.80
26	1H	1962	C	N3-C4-C5	-6.01	119.50	121.90

*Continued on next page...*

*Continued from previous page...*

Mol	Chain	Res	Type	Atoms	Z	Observed(°)	Ideal(°)
26	1H	2503	A	C2-N3-C4	6.01	113.60	110.60
1	13	509	A	C8-N9-C4	-6.01	103.40	105.80
1	13	584	G	N1-C6-O6	-6.00	116.30	119.90
26	1H	2689	U	C5-C6-N1	-6.00	119.70	122.70
26	14	866	A	N9-C4-C5	-6.00	103.40	105.80
26	1H	1510	A	C2-N3-C4	6.00	113.60	110.60
26	1H	2287	A	N3-C4-N9	-6.00	122.60	127.40
26	14	1791	A	O5'-P-OP2	6.00	117.90	110.70
26	1H	453	C	C2-N1-C1'	-6.00	112.20	118.80
26	14	911	A	C8-N9-C4	-6.00	103.40	105.80
26	14	2447	G	P-O3'-C3'	6.00	126.90	119.70
26	1H	1616	A	C8-N9-C4	-6.00	103.40	105.80
26	14	1904	G	N1-C6-O6	-6.00	116.30	119.90
26	14	2866	U	O5'-P-OP2	-6.00	100.30	105.70
27	1J	60	C	C5-C6-N1	6.00	124.00	121.00
26	1H	2394	C	O5'-P-OP2	-6.00	100.31	105.70
1	1G	1438	G	C8-N9-C4	5.99	108.80	106.40
26	14	792	G	N3-C4-N9	5.99	129.60	126.00
26	14	1992	G	C8-N9-C4	-5.99	104.00	106.40
26	14	2593	U	N3-C2-O2	-5.99	118.00	122.20
26	1H	1210	A	C5-C6-N6	-5.99	118.91	123.70
26	1H	1299	G	O5'-P-OP2	5.99	117.89	110.70
26	1H	1616	A	C5-C6-N6	-5.99	118.91	123.70
26	14	2447	G	N9-C4-C5	5.99	107.80	105.40
26	1H	596	G	O5'-P-OP2	5.99	117.89	110.70
26	1H	1502	C	C6-N1-C2	-5.99	117.90	120.30
26	1H	1567	A	OP1-P-O3'	5.99	118.38	105.20
26	1H	2441	C	N1-C2-O2	5.99	122.49	118.90
26	14	1374	G	N3-C4-N9	5.99	129.59	126.00
1	13	253	U	O5'-P-OP2	5.99	117.89	110.70
26	1H	126	A	C4-C5-N7	-5.99	107.71	110.70
26	1H	2368	C	C6-N1-C2	-5.99	117.91	120.30
57	3L	76	A	O4'-C1'-N9	5.99	112.99	108.20
26	14	2273	A	O5'-P-OP2	-5.99	100.31	105.70
26	14	1277	G	C8-N9-C4	5.99	108.79	106.40
26	14	138	G	C8-N9-C4	-5.98	104.01	106.40
26	14	866	A	C8-N9-C1'	-5.98	116.93	127.70
26	14	1313	U	N1-C2-O2	-5.98	118.61	122.80
26	1H	265	A	O4'-C1'-N9	5.98	112.99	108.20
26	1H	469	G	N1-C6-O6	-5.98	116.31	119.90
26	1H	1607	C	OP1-P-OP2	5.98	128.57	119.60
26	14	2713	A	C2-N3-C4	-5.98	107.61	110.60

*Continued on next page...*



*Continued from previous page...*

Mol	Chain	Res	Type	Atoms	Z	Observed(°)	Ideal(°)
26	14	569	U	C5-C6-N1	-5.98	119.71	122.70
26	14	602	G	C6-C5-N7	-5.98	126.81	130.40
26	1H	391	G	C4-C5-C6	5.98	122.39	118.80
26	1H	2712	U	N3-C4-C5	5.98	118.19	114.60
26	14	288	C	C2-N1-C1'	5.98	125.38	118.80
26	1H	2429	G	N9-C4-C5	5.98	107.79	105.40
26	14	1313	U	O5'-P-OP2	-5.98	100.32	105.70
26	14	2012	G	C6-C5-N7	-5.98	126.81	130.40
1	13	748	C	C5-C6-N1	5.97	123.99	121.00
26	1H	2465	C	C2-N3-C4	-5.97	116.91	119.90
26	14	141	A	C5-N7-C8	-5.97	100.91	103.90
26	14	1154	G	N1-C6-O6	5.97	123.48	119.90
26	1H	648	G	N3-C2-N2	-5.97	115.72	119.90
1	13	428	G	N3-C2-N2	-5.97	115.72	119.90
26	1H	1654	A	N1-C6-N6	-5.97	115.02	118.60
26	14	485	C	C6-N1-C2	-5.97	117.91	120.30
26	1H	1809	A	N1-C6-N6	5.97	122.18	118.60
26	1H	1972	A	C5-C6-N6	-5.97	118.92	123.70
26	14	1976	U	N1-C2-O2	-5.97	118.62	122.80
26	1H	918	A	C8-N9-C4	-5.97	103.41	105.80
26	14	747	U	N3-C2-O2	5.97	126.38	122.20
26	14	921	G	C8-N9-C4	-5.97	104.01	106.40
26	1H	777	A	OP2-P-O3'	5.96	118.32	105.20
43	D8	94	LEU	CA-CB-CG	5.96	129.02	115.30
26	1H	117	G	C5-C6-O6	-5.96	125.02	128.60
27	16	41	U	C5-C6-N1	-5.96	119.72	122.70
1	1G	925	G	N1-C6-O6	5.96	123.48	119.90
1	13	1227	A	N7-C8-N9	5.96	116.78	113.80
26	1H	793	A	N1-C6-N6	5.96	122.17	118.60
27	16	115	G	C5-N7-C8	-5.96	101.32	104.30
26	14	704	G	N1-C6-O6	5.96	123.47	119.90
26	14	2543	G	C8-N9-C4	5.96	108.78	106.40
26	14	1598	C	O5'-P-OP2	5.96	117.85	110.70
1	13	758	G	N1-C6-O6	5.96	123.47	119.90
1	13	843	U	N1-C2-O2	5.95	126.97	122.80
1	13	1260	C	C6-N1-C2	-5.95	117.92	120.30
1	13	1402	C	C4-C5-C6	5.95	120.38	117.40
26	1H	1403	C	N1-C2-O2	5.95	122.47	118.90
26	14	1257	C	N3-C4-C5	-5.95	119.52	121.90
26	1H	2830	G	C8-N9-C4	-5.95	104.02	106.40
26	14	669	G	C2-N3-C4	5.95	114.88	111.90
26	1H	1905	C	OP1-P-O3'	5.95	118.29	105.20

*Continued on next page...*

*Continued from previous page...*

Mol	Chain	Res	Type	Atoms	Z	Observed(°)	Ideal(°)
26	1H	2827	C	N3-C2-O2	5.95	126.06	121.90
26	14	974	G	N9-C4-C5	5.95	107.78	105.40
26	14	1775	U	N3-C4-O4	-5.95	115.23	119.40
26	1H	1566	A	C8-N9-C4	-5.95	103.42	105.80
26	14	1204	A	C5-C6-N1	-5.95	114.72	117.70
26	1H	1021	A	C5-C6-N1	-5.95	114.73	117.70
26	1H	125	G	N3-C2-N2	5.95	124.06	119.90
26	1H	2558	C	N3-C4-C5	5.95	124.28	121.90
26	1H	2590	A	OP1-P-O3'	5.95	118.28	105.20
26	1H	439	G	O5'-P-OP2	5.94	117.83	110.70
26	1H	699	A	N1-C6-N6	5.94	122.17	118.60
1	13	1491	G	OP2-P-O3'	5.94	118.27	105.20
26	1H	773	U	N1-C2-N3	5.94	118.47	114.90
26	1H	2288	A	N9-C4-C5	-5.94	103.42	105.80
26	14	782	A	C6-N1-C2	-5.94	115.03	118.60
26	1H	2286	A	C8-N9-C1'	-5.94	117.01	127.70
26	1H	2422	A	N9-C4-C5	5.94	108.18	105.80
26	14	1698	A	C5-N7-C8	-5.94	100.93	103.90
26	14	2441	C	N3-C2-O2	-5.94	117.74	121.90
26	14	1327	C	N3-C2-O2	5.94	126.06	121.90
1	13	1065	U	P-O3'-C3'	5.94	126.83	119.70
26	1H	1403	C	C6-N1-C2	-5.94	117.92	120.30
26	14	1908	C	N3-C4-C5	-5.94	119.53	121.90
1	13	32	A	N7-C8-N9	5.94	116.77	113.80
26	1H	746	A	C6-N1-C2	-5.94	115.04	118.60
26	1H	2688	U	C4-C5-C6	5.94	123.26	119.70
26	14	2502	G	C2-N3-C4	5.94	114.87	111.90
26	1H	815	C	O5'-P-OP1	5.93	117.82	110.70
42	C8	74	LEU	CA-CB-CG	5.93	128.95	115.30
26	14	1727	U	C5-C4-O4	5.93	129.46	125.90
26	14	2023	G	C4-C5-N7	5.93	113.17	110.80
1	13	970	C	C6-N1-C2	-5.93	117.93	120.30
26	1H	49	A	N7-C8-N9	-5.93	110.83	113.80
26	1H	1624	G	C8-N9-C4	5.93	108.77	106.40
26	1H	1764	G	C5-C6-O6	5.93	132.16	128.60
26	1H	2254	C	N1-C2-O2	-5.93	115.34	118.90
26	1H	122	G	C8-N9-C4	5.93	108.77	106.40
49	J8	41	ARG	NE-CZ-NH1	5.93	123.27	120.30
1	1G	690	G	C2-N3-C4	-5.93	108.94	111.90
26	14	559	G	C5-C6-N1	-5.93	108.53	111.50
26	14	1778	U	O5'-P-OP1	-5.93	100.36	105.70
26	1H	337	C	C6-N1-C2	5.93	122.67	120.30

*Continued on next page...*

*Continued from previous page...*

Mol	Chain	Res	Type	Atoms	Z	Observed(°)	Ideal(°)
26	14	2428	G	P-O3'-C3'	5.93	126.81	119.70
1	13	765	G	N3-C4-C5	-5.93	125.64	128.60
1	13	1512	U	O5'-P-OP2	-5.93	100.37	105.70
26	1H	424	G	C5-C6-O6	-5.93	125.05	128.60
26	1H	1368	G	C4-N9-C1'	5.93	134.21	126.50
1	13	903	G	O5'-P-OP2	-5.92	100.37	105.70
26	1H	1837	C	C6-N1-C2	-5.92	117.93	120.30
26	1H	1879	C	C6-N1-C2	-5.92	117.93	120.30
26	1H	1950	G	N3-C4-C5	5.92	131.56	128.60
26	1H	2465	C	C6-N1-C2	5.92	122.67	120.30
1	1G	117	G	C6-C5-N7	-5.92	126.85	130.40
56	1L	3	G	OP1-P-O3'	5.92	118.22	105.20
1	13	1128	C	N3-C2-O2	-5.92	117.76	121.90
56	1L	74	C	C2-N1-C1'	5.92	125.31	118.80
1	13	1455	G	N3-C4-C5	5.92	131.56	128.60
26	14	774	A	C4-C5-N7	5.92	113.66	110.70
26	14	2237	G	N1-C2-N2	-5.92	110.87	116.20
26	14	2725	A	N3-C4-C5	5.92	130.94	126.80
1	13	111	G	N3-C4-C5	5.92	131.56	128.60
26	1H	2441	C	C5-C4-N4	5.92	124.34	120.20
1	1G	585	G	N3-C4-C5	-5.92	125.64	128.60
1	1G	1206	G	C6-C5-N7	-5.92	126.85	130.40
26	14	1899	G	C4-N9-C1'	-5.92	118.81	126.50
1	13	1279	A	C4-N9-C1'	5.91	136.95	126.30
26	1H	728	G	O5'-P-OP2	-5.91	100.38	105.70
26	14	2755	C	C2-N1-C1'	5.91	125.30	118.80
26	1H	609	A	C4-C5-N7	5.91	113.66	110.70
26	1H	630	G	C2-N3-C4	-5.91	108.94	111.90
26	1H	2713	A	N3-C4-C5	5.91	130.94	126.80
1	13	752	G	N1-C6-O6	5.91	123.45	119.90
1	13	760	G	C6-C5-N7	-5.91	126.85	130.40
26	1H	1990	C	N3-C4-C5	-5.91	119.54	121.90
49	J8	80	LEU	CA-CB-CG	5.91	128.89	115.30
26	1H	585	G	OP2-P-O3'	5.91	118.20	105.20
1	1G	1028	C	C5-C6-N1	5.91	123.95	121.00
26	14	2424	C	O5'-P-OP1	-5.91	100.38	105.70
1	13	761	G	N3-C4-N9	5.91	129.54	126.00
26	1H	2318	G	O4'-C1'-N9	5.91	112.92	108.20
26	14	733	G	C6-C5-N7	-5.91	126.86	130.40
26	1H	2377	A	C2-N3-C4	-5.90	107.65	110.60
1	13	728	A	C8-N9-C4	-5.90	103.44	105.80
26	1H	788	A	C5-C6-N1	-5.90	114.75	117.70

*Continued on next page...*

*Continued from previous page...*

Mol	Chain	Res	Type	Atoms	Z	Observed(°)	Ideal(°)
26	1H	1142	U	O5'-P-OP1	5.90	117.78	110.70
26	1H	1626	G	O5'-P-OP2	5.90	117.78	110.70
1	13	366	C	O5'-P-OP1	-5.90	100.39	105.70
22	1K	61	C	N1-C2-O2	5.90	122.44	118.90
26	1H	1274	A	C8-N9-C4	-5.90	103.44	105.80
26	1H	641	C	O5'-P-OP1	-5.90	100.39	105.70
1	1G	748	C	P-O3'-C3'	5.90	126.78	119.70
26	14	2012	G	C4-C5-N7	5.90	113.16	110.80
26	1H	686	G	C6-C5-N7	-5.89	126.86	130.40
26	1H	1394	U	C6-N1-C2	-5.89	117.46	121.00
26	1H	1678	G	C6-C5-N7	-5.89	126.86	130.40
26	14	2012	G	N1-C6-O6	5.89	123.44	119.90
26	1H	2507	C	N3-C2-O2	-5.89	117.78	121.90
26	14	809	G	OP1-P-O3'	5.89	118.17	105.20
26	14	2346	A	C4-N9-C1'	5.89	136.91	126.30
1	13	749	C	C2-N1-C1'	5.89	125.28	118.80
26	1H	145	G	N7-C8-N9	-5.89	110.16	113.10
26	1H	941	A	OP1-P-OP2	-5.89	110.77	119.60
26	1H	1331	A	N9-C4-C5	5.89	108.16	105.80
26	1H	2639	A	C2-N3-C4	-5.89	107.66	110.60
26	14	1386	C	N3-C4-C5	-5.89	119.54	121.90
26	14	2030	A	N1-C6-N6	5.89	122.13	118.60
26	14	2523	G	N1-C6-O6	5.89	123.43	119.90
31	39	68	LYS	C-N-CA	-5.89	106.97	121.70
1	13	1524	C	N3-C4-C5	5.89	124.25	121.90
26	1H	1192	G	O5'-P-OP2	-5.89	100.40	105.70
26	14	130	C	N3-C4-C5	5.89	124.25	121.90
1	13	437	U	C6-N1-C2	-5.89	117.47	121.00
26	1H	461	C	C4-C5-C6	5.89	120.34	117.40
26	14	802	A	C6-N1-C2	-5.89	115.07	118.60
26	1H	2688	U	N3-C4-O4	-5.88	115.28	119.40
1	1G	518	C	O5'-P-OP1	5.88	117.76	110.70
34	69	12	LEU	CB-CG-CD1	5.88	121.00	111.00
27	16	49	C	C5-C6-N1	5.88	123.94	121.00
26	1H	464	U	O5'-P-OP2	5.88	117.76	110.70
26	1H	802	A	OP2-P-O3'	5.88	118.14	105.20
26	14	74	A	C6-C5-N7	-5.88	128.18	132.30
26	14	330	A	C4-C5-N7	5.88	113.64	110.70
26	14	461	C	C6-N1-C2	-5.88	117.95	120.30
26	1H	859	G	N3-C4-C5	5.88	131.54	128.60
26	1H	1918	A	C4-C5-N7	5.88	113.64	110.70
26	1H	2199	A	C8-N9-C4	-5.88	103.45	105.80

*Continued on next page...*

*Continued from previous page...*

Mol	Chain	Res	Type	Atoms	Z	Observed(°)	Ideal(°)
26	1H	2822	G	N9-C4-C5	-5.88	103.05	105.40
29	11	85	ASP	C-N-CD	5.88	140.75	128.40
26	14	866	A	C4-N9-C1'	5.88	136.88	126.30
26	14	1280	G	O5'-P-OP2	5.88	117.75	110.70
26	14	1313	U	N3-C4-O4	5.88	123.52	119.40
26	1H	1776	G	C5-C6-O6	-5.88	125.07	128.60
26	14	1187	G	N7-C8-N9	5.88	116.04	113.10
26	14	529	A	C6-C5-N7	-5.88	128.19	132.30
26	14	2439	A	C6-C5-N7	-5.88	128.19	132.30
23	2K	18	U	C6-N1-C1'	-5.87	112.98	121.20
26	1H	404	C	P-O3'-C3'	5.87	126.75	119.70
26	1H	699	A	N1-C2-N3	-5.87	126.36	129.30
26	1H	1332	G	C8-N9-C4	-5.87	104.05	106.40
1	1G	1181	G	N3-C4-N9	5.87	129.52	126.00
26	14	1656	C	N1-C2-O2	-5.87	115.38	118.90
26	14	1822	G	O5'-P-OP2	5.87	117.75	110.70
26	14	2828	C	N1-C2-O2	-5.87	115.38	118.90
26	1H	793	A	O5'-P-OP2	-5.87	100.42	105.70
26	1H	2607	G	N1-C2-N2	-5.87	110.92	116.20
26	14	2598	A	C8-N9-C4	5.87	108.15	105.80
26	1H	1784	A	O4'-C1'-N9	-5.87	103.50	108.20
26	1H	2368	C	N1-C2-O2	5.87	122.42	118.90
26	1H	1480	G	C8-N9-C4	-5.87	104.05	106.40
26	14	2477	C	N3-C2-O2	-5.87	117.79	121.90
26	1H	1558	A	P-O3'-C3'	5.87	126.74	119.70
26	1H	2676	C	N3-C4-C5	5.87	124.25	121.90
26	14	530	G	C4-C5-C6	5.87	122.32	118.80
26	14	1681	G	C4-C5-N7	5.87	113.15	110.80
23	2K	21	U	C2-N1-C1'	5.87	124.74	117.70
26	1H	667	U	N3-C4-O4	5.87	123.51	119.40
26	14	585	G	C6-C5-N7	-5.87	126.88	130.40
26	14	2502	G	OP2-P-O3'	5.87	118.10	105.20
26	1H	1654	A	N9-C4-C5	5.86	108.14	105.80
26	14	252	G	C2-N3-C4	5.86	114.83	111.90
26	14	1742	C	C6-N1-C2	-5.86	117.95	120.30
26	1H	1348	G	O5'-P-OP1	-5.86	100.42	105.70
26	1H	141	A	O5'-P-OP2	-5.86	100.43	105.70
26	1H	729	G	OP2-P-O3'	5.86	118.09	105.20
26	1H	1464	C	C6-N1-C2	-5.86	117.96	120.30
26	1H	1603	A	OP1-P-O3'	5.86	118.09	105.20
26	1H	1793	C	OP2-P-O3'	5.86	118.09	105.20
26	1H	1918	A	C8-N9-C4	5.86	108.14	105.80

*Continued on next page...*

*Continued from previous page...*

Mol	Chain	Res	Type	Atoms	Z	Observed(°)	Ideal(°)
26	1H	123	G	N1-C6-O6	5.86	123.41	119.90
26	1H	947	G	N3-C4-C5	5.86	131.53	128.60
26	14	945	A	C5-C6-N1	-5.86	114.77	117.70
26	14	1187	G	C8-N9-C4	-5.86	104.06	106.40
25	4K	18	G	P-O3'-C3'	5.86	126.73	119.70
26	1H	117	G	C4-C5-N7	5.86	113.14	110.80
1	1G	666	G	N1-C6-O6	5.86	123.41	119.90
26	14	764	A	C2-N3-C4	5.86	113.53	110.60
26	14	2378	A	C8-N9-C4	5.86	108.14	105.80
26	1H	1495	A	OP1-P-O3'	5.85	118.08	105.20
26	1H	2525	G	N1-C6-O6	5.85	123.41	119.90
26	1H	394	A	N1-C6-N6	-5.85	115.09	118.60
26	14	2581	G	C8-N9-C4	-5.85	104.06	106.40
26	1H	693	C	C6-N1-C1'	5.85	127.82	120.80
26	1H	1904	G	OP2-P-O3'	5.85	118.07	105.20
26	14	2638	G	C5-C6-O6	5.85	132.11	128.60
26	1H	862	G	N3-C4-C5	-5.85	125.67	128.60
26	1H	1502	C	C5-C6-N1	5.85	123.92	121.00
26	14	912	C	C6-N1-C2	-5.85	117.96	120.30
26	14	2447	G	OP1-P-OP2	-5.85	110.83	119.60
26	1H	254	G	N1-C6-O6	5.85	123.41	119.90
26	14	278	A	OP1-P-O3'	5.85	118.06	105.20
26	14	1616	A	O4'-C1'-N9	5.85	112.88	108.20
26	1H	1160	G	C8-N9-C4	-5.85	104.06	106.40
1	13	792	A	O4'-C1'-N9	5.84	112.88	108.20
26	1H	82	G	OP1-P-O3'	5.84	118.06	105.20
26	14	803	U	O5'-P-OP1	5.84	117.71	110.70
26	14	2283	C	N1-C2-O2	-5.84	115.39	118.90
26	1H	1928	A	N1-C2-N3	-5.84	126.38	129.30
26	14	761	A	N1-C6-N6	-5.84	115.09	118.60
26	14	2251	G	C4-N9-C1'	5.84	134.09	126.50
26	14	2573	C	N3-C4-N4	5.84	122.09	118.00
26	1H	628	G	C4-C5-N7	-5.84	108.47	110.80
26	1H	672	C	O5'-P-OP2	-5.84	100.45	105.70
26	1H	860	U	C6-N1-C1'	-5.84	113.03	121.20
26	14	1342	A	N1-C2-N3	5.84	132.22	129.30
26	14	2418	A	N1-C6-N6	5.84	122.10	118.60
1	13	1205	U	N1-C2-N3	5.83	118.40	114.90
26	1H	2039	C	C6-N1-C2	-5.83	117.97	120.30
26	1H	2416	C	O5'-P-OP2	-5.83	100.45	105.70
26	14	247	G	C8-N9-C4	5.83	108.73	106.40
26	14	676	A	C4-C5-N7	5.83	113.62	110.70

*Continued on next page...*

*Continued from previous page...*

Mol	Chain	Res	Type	Atoms	Z	Observed(°)	Ideal(°)
1	13	32	A	N1-C2-N3	5.83	132.22	129.30
26	1H	318	C	OP1-P-O3'	5.83	118.03	105.20
26	1H	2059	A	C2-N3-C4	-5.83	107.68	110.60
1	13	1452	C	O4'-C1'-N1	5.83	112.86	108.20
26	1H	74	A	O4'-C1'-N9	-5.83	103.54	108.20
26	1H	1189	A	OP1-P-O3'	5.83	118.02	105.20
26	1H	1760	A	C8-N9-C4	-5.83	103.47	105.80
26	14	2547	U	O5'-P-OP2	-5.83	100.46	105.70
26	1H	893	C	P-O3'-C3'	5.82	126.69	119.70
27	16	103	U	O5'-P-OP1	5.82	117.69	110.70
1	1G	1071	C	N1-C2-O2	5.82	122.39	118.90
26	14	775	G	N1-C2-N2	-5.82	110.96	116.20
26	14	2425	A	O4'-C1'-N9	5.82	112.86	108.20
1	13	1525	G	C8-N9-C4	5.82	108.73	106.40
26	14	621	A	C8-N9-C4	-5.82	103.47	105.80
26	14	871	U	C5-C6-N1	5.82	125.61	122.70
26	1H	495	G	N1-C6-O6	5.82	123.39	119.90
26	1H	775	G	N1-C2-N2	-5.82	110.97	116.20
26	1H	1351	C	N1-C2-O2	-5.82	115.41	118.90
26	1H	1443	G	N1-C6-O6	5.82	123.39	119.90
26	14	2243	U	O5'-P-OP1	-5.82	100.46	105.70
26	1H	1555	G	N3-C4-C5	-5.82	125.69	128.60
26	14	1166	C	C6-N1-C2	-5.82	117.97	120.30
26	14	1409	C	OP1-P-OP2	5.82	128.32	119.60
26	14	2239	G	N3-C2-N2	5.82	123.97	119.90
26	1H	695	G	N3-C2-N2	5.81	123.97	119.90
26	1H	2501	C	C5-C6-N1	-5.81	118.09	121.00
26	14	1257	C	N1-C2-O2	-5.81	115.41	118.90
26	14	2023	G	C6-C5-N7	-5.81	126.91	130.40
26	14	2430	A	O5'-P-OP1	-5.81	100.47	105.70
26	1H	99	U	O4'-C1'-N1	5.81	112.85	108.20
26	1H	1593	G	OP1-P-O3'	5.81	117.98	105.20
26	1H	2082	A	O5'-P-OP2	-5.81	100.47	105.70
26	1H	2429	G	N3-C4-N9	-5.81	122.51	126.00
26	1H	211	A	N9-C4-C5	-5.81	103.48	105.80
26	14	684	G	C2-N3-C4	5.81	114.80	111.90
26	14	2245	U	OP1-P-OP2	-5.81	110.89	119.60
26	1H	444	C	O5'-P-OP1	5.81	117.67	110.70
26	1H	1690	A	O5'-P-OP1	-5.81	100.47	105.70
26	1H	2686	G	N3-C4-C5	-5.81	125.70	128.60
26	1H	2844	G	C6-C5-N7	-5.81	126.92	130.40
26	14	1819	A	O5'-P-OP1	-5.81	100.47	105.70

*Continued on next page...*

*Continued from previous page...*

Mol	Chain	Res	Type	Atoms	Z	Observed(°)	Ideal(°)
31	39	80	ALA	C-N-CD	5.81	140.59	128.40
1	13	1407	C	C5-C6-N1	5.80	123.90	121.00
26	1H	762	U	C2-N1-C1'	5.80	124.67	117.70
26	1H	1969	A	O5'-P-OP2	5.80	117.67	110.70
26	1H	250	G	C8-N9-C4	-5.80	104.08	106.40
26	1H	910	A	C5-C6-N1	-5.80	114.80	117.70
26	1H	1564	C	N3-C4-N4	-5.80	113.94	118.00
26	14	2056	G	C4-N9-C1'	5.80	134.04	126.50
26	1H	2392	A	N3-C4-C5	5.80	130.86	126.80
26	14	1443	G	C6-C5-N7	-5.80	126.92	130.40
26	1H	933	A	O5'-P-OP2	-5.80	100.48	105.70
26	14	1304	C	N3-C4-N4	-5.80	113.94	118.00
26	14	2387	U	C6-N1-C2	5.80	124.48	121.00
26	14	2565	A	N9-C4-C5	-5.80	103.48	105.80
26	1H	1674	G	O4'-C1'-N9	-5.80	103.56	108.20
26	1H	601	C	N3-C4-C5	5.79	124.22	121.90
26	14	1642	G	C5-C6-N1	5.79	114.40	111.50
1	1G	335	C	N1-C2-O2	5.79	122.38	118.90
26	1H	452	G	C2-N3-C4	5.79	114.80	111.90
26	1H	2061	G	OP1-P-O3'	5.79	117.94	105.20
26	14	1216	G	C5-C6-N1	-5.79	108.61	111.50
1	1G	561	U	OP1-P-O3'	5.79	117.94	105.20
26	1H	1834	U	C2-N1-C1'	5.79	124.64	117.70
26	14	602	G	C8-N9-C1'	-5.79	119.48	127.00
26	1H	706	A	O5'-P-OP1	-5.79	100.49	105.70
1	13	509	A	C2'-C3'-O3'	5.78	122.95	113.70
26	1H	750	A	OP1-P-O3'	-5.78	92.48	105.20
26	14	537	C	C6-N1-C2	-5.78	117.99	120.30
26	14	2387	U	N3-C2-O2	-5.78	118.15	122.20
26	1H	2395	C	C5-C4-N4	-5.78	116.15	120.20
1	1G	894	G	N1-C6-O6	5.78	123.37	119.90
1	13	1407	C	C2-N3-C4	5.78	122.79	119.90
26	1H	1625	C	N1-C2-O2	5.78	122.37	118.90
33	51	153	LYS	C-N-CA	5.78	146.28	122.00
1	1G	1487	G	N3-C2-N2	-5.78	115.85	119.90
26	14	1602	U	N3-C4-C5	-5.78	111.13	114.60
26	14	2237	G	N3-C2-N2	5.78	123.95	119.90
26	14	288	C	N1-C2-O2	5.78	122.37	118.90
26	1H	148	C	C6-N1-C2	5.78	122.61	120.30
26	14	1618	A	N1-C6-N6	-5.78	115.13	118.60
26	1H	259	G	N9-C4-C5	-5.78	103.09	105.40
26	1H	640	C	OP1-P-O3'	5.78	117.91	105.20

*Continued on next page...*



*Continued from previous page...*

Mol	Chain	Res	Type	Atoms	Z	Observed(°)	Ideal(°)
26	1H	1363	C	OP2-P-O3'	5.78	117.91	105.20
26	1H	1607	C	N1-C2-O2	5.77	122.36	118.90
26	14	182	A	N1-C6-N6	5.77	122.06	118.60
26	1H	184	C	C5-C4-N4	5.77	124.24	120.20
26	1H	684	G	N3-C4-C5	-5.77	125.71	128.60
26	1H	1402	C	OP2-P-O3'	5.77	117.90	105.20
26	1H	1807	G	C6-C5-N7	-5.77	126.94	130.40
26	14	1323	U	N3-C2-O2	5.77	126.24	122.20
26	14	1964	G	C5-C6-O6	5.77	132.06	128.60
1	13	896	C	C5-C6-N1	-5.77	118.11	121.00
26	1H	141(A)	C	OP2-P-O3'	5.77	117.89	105.20
26	1H	566	U	C6-N1-C2	5.77	124.46	121.00
26	1H	928	G	C5-C6-O6	-5.77	125.14	128.60
26	1H	1125	G	C6-C5-N7	5.77	133.86	130.40
26	1H	1125	G	C8-N9-C4	5.77	108.71	106.40
26	1H	1912	A	P-O3'-C3'	5.77	126.62	119.70
26	1H	746	A	N1-C2-N3	5.77	132.18	129.30
26	1H	841	A	N1-C6-N6	5.77	122.06	118.60
26	14	2279	G	N1-C2-N2	-5.77	111.01	116.20
26	14	2593	U	N1-C2-O2	5.77	126.84	122.80
26	1H	838	C	C5-C6-N1	-5.76	118.12	121.00
26	1H	2448	A	C5-N7-C8	-5.76	101.02	103.90
1	1G	301	G	N1-C6-O6	5.76	123.36	119.90
26	14	2267	A	OP1-P-OP2	5.76	128.25	119.60
26	1H	1274	A	N7-C8-N9	5.76	116.68	113.80
26	1H	676	A	N1-C2-N3	5.76	132.18	129.30
26	1H	859	G	C8-N9-C4	5.76	108.70	106.40
26	1H	1697	G	N9-C4-C5	-5.76	103.09	105.40
26	1H	1852	C	N1-C2-O2	-5.76	115.44	118.90
1	1G	1270	C	C6-N1-C2	-5.76	118.00	120.30
26	1H	49	A	N3-C4-N9	5.76	132.01	127.40
26	1H	461	C	N3-C4-C5	-5.76	119.60	121.90
26	1H	1366	A	C5-C6-N6	-5.76	119.09	123.70
26	14	190	A	N1-C6-N6	5.76	122.06	118.60
26	14	1978	A	OP2-P-O3'	5.76	117.87	105.20
26	1H	834	C	N3-C4-N4	5.76	122.03	118.00
1	13	562	C	O5'-P-OP2	-5.76	100.52	105.70
26	1H	1918	A	N1-C6-N6	5.76	122.05	118.60
26	1H	2476	A	N7-C8-N9	5.76	116.68	113.80
26	1H	2525	G	N1-C2-N2	5.76	121.38	116.20
26	1H	791	C	OP2-P-O3'	5.75	117.86	105.20
26	1H	1901	A	C2-N3-C4	5.75	113.48	110.60

*Continued on next page...*

*Continued from previous page...*

Mol	Chain	Res	Type	Atoms	Z	Observed(°)	Ideal(°)
26	14	248	G	N3-C4-C5	-5.75	125.72	128.60
26	1H	1674	G	C4-N9-C1'	5.75	133.98	126.50
26	1H	2711	A	OP1-P-O3'	5.75	117.86	105.20
27	16	111	U	C5-C4-O4	5.75	129.35	125.90
46	G8	84	ARG	N-CA-C	-5.75	95.46	111.00
26	14	252	G	C4-C5-N7	-5.75	108.50	110.80
26	14	1336	A	C5-C6-N1	5.75	120.58	117.70
23	2K	58	A	O5'-P-OP2	5.75	117.60	110.70
26	1H	1157	G	C8-N9-C1'	-5.75	119.53	127.00
1	1G	511	C	O4'-C1'-N1	5.75	112.80	108.20
26	14	2065	C	C6-N1-C2	-5.75	118.00	120.30
26	1H	598	G	O5'-P-OP2	-5.75	100.53	105.70
26	1H	1053	C	N1-C2-O2	5.75	122.35	118.90
26	1H	1300	U	C6-N1-C2	-5.75	117.55	121.00
26	1H	2422	A	C5-C6-N6	5.75	128.30	123.70
26	14	1022	G	P-O3'-C3'	5.75	126.60	119.70
26	1H	146	G	C8-N9-C4	5.74	108.70	106.40
26	1H	458	G	C4-C5-N7	-5.74	108.50	110.80
26	1H	1937	A	O5'-P-OP1	5.74	117.59	110.70
1	1G	690	G	N1-C6-O6	5.74	123.35	119.90
26	14	783	A	N3-C4-N9	-5.74	122.81	127.40
26	14	1574	C	C6-N1-C2	-5.74	118.00	120.30
26	14	2598	A	N9-C4-C5	-5.74	103.50	105.80
26	14	1704	G	N1-C6-O6	5.74	123.34	119.90
1	13	1205	U	N1-C2-O2	-5.74	118.78	122.80
26	14	788	A	C6-C5-N7	-5.74	128.28	132.30
26	14	1022	G	N9-C4-C5	5.74	107.69	105.40
26	14	1314	C	C6-N1-C1'	-5.74	113.92	120.80
26	14	1950	G	N7-C8-N9	5.74	115.97	113.10
1	1G	1270	C	C5-C6-N1	5.74	123.87	121.00
26	14	74	A	N1-C6-N6	5.74	122.04	118.60
26	14	79	G	C5-C6-O6	-5.74	125.16	128.60
26	14	2346	A	C5-N7-C8	-5.74	101.03	103.90
1	13	749	C	N1-C2-O2	5.73	122.34	118.90
26	14	195	A	C2-N3-C4	-5.73	107.73	110.60
26	14	447	A	O4'-C1'-N9	-5.73	103.61	108.20
26	1H	845	G	C5-N7-C8	-5.73	101.43	104.30
1	1G	328	C	C2-N1-C1'	5.73	125.11	118.80
26	1H	1497	U	OP1-P-O3'	5.73	117.81	105.20
26	14	1656	C	C6-N1-C2	-5.73	118.01	120.30
26	1H	700	G	N3-C2-N2	-5.73	115.89	119.90
1	13	509	A	C6-N1-C2	-5.73	115.16	118.60

*Continued on next page...*

*Continued from previous page...*

Mol	Chain	Res	Type	Atoms	Z	Observed(°)	Ideal(°)
1	13	1140	C	C6-N1-C2	-5.73	118.01	120.30
26	1H	788	A	C8-N9-C4	5.73	108.09	105.80
26	1H	1967	C	N3-C2-O2	-5.73	117.89	121.90
26	1H	2283	C	N1-C2-O2	-5.73	115.46	118.90
26	14	929	G	N7-C8-N9	5.73	115.96	113.10
26	14	792	G	N3-C2-N2	5.73	123.91	119.90
26	14	2056	G	N3-C4-N9	5.73	129.44	126.00
26	14	2818	G	C8-N9-C4	5.73	108.69	106.40
26	1H	445	C	N3-C4-C5	-5.72	119.61	121.90
26	1H	1216	G	C8-N9-C4	-5.72	104.11	106.40
26	1H	1786	A	C8-N9-C1'	-5.72	117.40	127.70
26	1H	2333	A	C2-N3-C4	5.72	113.46	110.60
26	14	786	C	N3-C4-N4	-5.72	113.99	118.00
26	14	1569	A	O4'-C1'-N9	5.72	112.78	108.20
26	14	2239	G	N3-C4-N9	5.72	129.43	126.00
26	1H	308	G	N3-C4-N9	5.72	129.43	126.00
26	1H	1022	G	C6-N1-C2	-5.72	121.67	125.10
27	16	49	C	N3-C4-N4	5.72	122.00	118.00
26	14	198	C	C6-N1-C2	-5.72	118.01	120.30
26	14	2587	A	N1-C6-N6	5.72	122.03	118.60
1	13	900	A	N1-C6-N6	5.72	122.03	118.60
26	1H	847	U	C2-N3-C4	-5.72	123.57	127.00
26	1H	1229(A)	G	O5'-P-OP2	-5.72	100.55	105.70
26	14	951	C	OP1-P-O3'	5.72	117.78	105.20
26	14	1373	A	N7-C8-N9	-5.72	110.94	113.80
26	14	1786	A	N1-C2-N3	5.72	132.16	129.30
1	13	1158	C	N3-C2-O2	-5.72	117.90	121.90
26	1H	761	A	O5'-P-OP2	-5.72	100.55	105.70
27	16	96	G	C2-N3-C4	5.72	114.76	111.90
29	11	39	LYS	C-N-CA	5.72	135.99	121.70
26	1H	758	C	N3-C4-C5	5.72	124.19	121.90
26	1H	845	G	N3-C2-N2	5.72	123.90	119.90
26	1H	58	G	C8-N9-C4	-5.71	104.11	106.40
26	14	2387	U	C2-N3-C4	-5.71	123.57	127.00
26	1H	1272	A	O4'-C1'-N9	5.71	112.77	108.20
26	1H	749	C	N3-C2-O2	-5.71	117.90	121.90
26	1H	1278	A	N1-C6-N6	5.71	122.03	118.60
26	1H	2276	G	N3-C4-N9	5.71	129.43	126.00
26	1H	2019	A	N7-C8-N9	5.71	116.66	113.80
26	1H	449	A	OP1-P-OP2	-5.71	111.04	119.60
26	1H	1035	U	C5-C4-O4	5.71	129.32	125.90
23	2K	17	C	C2-N1-C1'	5.71	125.08	118.80

*Continued on next page...*

*Continued from previous page...*

Mol	Chain	Res	Type	Atoms	Z	Observed(°)	Ideal(°)
26	1H	2246	G	C5-N7-C8	5.71	107.15	104.30
26	14	1599	C	N3-C4-C5	-5.71	119.62	121.90
26	1H	1336	A	C6-C5-N7	5.71	136.29	132.30
1	13	1103	C	O5'-P-OP2	-5.70	100.57	105.70
26	1H	400	G	C5-C6-O6	-5.70	125.18	128.60
26	1H	1800	C	N3-C4-C5	-5.70	119.62	121.90
27	16	45	A	N7-C8-N9	5.70	116.65	113.80
26	14	188	G	C8-N9-C4	5.70	108.68	106.40
26	1H	566	U	OP1-P-O3'	5.70	117.74	105.20
26	1H	2508	G	C5-N7-C8	-5.70	101.45	104.30
27	16	24	G	N3-C4-C5	-5.70	125.75	128.60
1	1G	123	C	O5'-P-OP2	-5.70	100.57	105.70
1	13	1281	U	N1-C2-O2	5.70	126.79	122.80
26	1H	142	G	N3-C4-C5	5.70	131.45	128.60
26	14	2444	G	C5-C6-O6	5.70	132.02	128.60
26	1H	2242	G	C6-C5-N7	5.70	133.82	130.40
27	1J	8	U	O5'-P-OP2	-5.70	100.57	105.70
23	2K	17	C	C6-N1-C2	-5.70	118.02	120.30
26	1H	73	A	C2-N3-C4	5.70	113.45	110.60
26	1H	593	G	OP1-P-OP2	5.70	128.14	119.60
26	1H	2555	U	N1-C2-O2	-5.70	118.81	122.80
26	1H	2592	G	O5'-P-OP2	-5.70	100.57	105.70
26	14	216	A	N9-C4-C5	-5.70	103.52	105.80
26	14	801	G	C4-N9-C1'	-5.70	119.10	126.50
26	1H	2056	G	N3-C4-C5	-5.69	125.75	128.60
26	14	534	U	O5'-P-OP2	-5.69	100.58	105.70
26	14	801	G	C8-N9-C1'	5.69	134.40	127.00
26	1H	601	C	N1-C2-O2	5.69	122.31	118.90
26	1H	674	G	C8-N9-C4	5.69	108.68	106.40
26	1H	1649	G	C4-N9-C1'	5.69	133.90	126.50
26	1H	2330	G	C4-C5-N7	5.69	113.08	110.80
26	14	836	G	OP1-P-OP2	-5.69	111.07	119.60
26	14	2490	G	N1-C6-O6	-5.69	116.49	119.90
26	1H	1521	G	C8-N9-C4	-5.69	104.12	106.40
26	1H	2026	C	C4-C5-C6	5.69	120.24	117.40
26	14	198	C	C5-C6-N1	5.69	123.84	121.00
26	1H	195	A	O5'-P-OP1	5.69	117.52	110.70
26	1H	949	C	N3-C2-O2	5.69	125.88	121.90
26	1H	966	G	O5'-P-OP2	-5.69	100.58	105.70
26	14	967	C	O5'-P-OP2	-5.69	100.58	105.70
26	1H	1579	A	C8-N9-C4	-5.69	103.53	105.80
26	1H	1632	A	C6-C5-N7	-5.68	128.32	132.30

*Continued on next page...*

*Continued from previous page...*

Mol	Chain	Res	Type	Atoms	Z	Observed(°)	Ideal(°)
26	1H	2000	G	O5'-P-OP1	5.68	117.52	110.70
26	1H	2639	A	C5-N7-C8	-5.68	101.06	103.90
26	1H	2032	G	C5-N7-C8	5.68	107.14	104.30
26	1H	2508	G	C6-C5-N7	-5.68	126.99	130.40
23	2L	77	A	C8-N9-C4	5.68	108.07	105.80
1	13	955	U	C5-C6-N1	5.68	125.54	122.70
26	1H	1602	U	O5'-P-OP2	5.68	117.52	110.70
26	1H	2611	U	N3-C4-C5	5.68	118.01	114.60
26	14	330	A	C5-N7-C8	-5.68	101.06	103.90
26	14	771	G	OP1-P-O3'	5.68	117.70	105.20
26	1H	950	G	N3-C4-C5	-5.68	125.76	128.60
26	1H	1210	A	C8-N9-C4	-5.68	103.53	105.80
26	14	784	A	C5-C6-N6	5.68	128.24	123.70
26	1H	669	G	N1-C2-N2	5.68	121.31	116.20
39	98	75	LEU	CA-CB-CG	5.68	128.36	115.30
26	1H	1192	G	N1-C6-O6	5.68	123.31	119.90
1	13	1417	G	N3-C4-N9	5.67	129.40	126.00
23	2K	25	U	N3-C2-O2	-5.67	118.23	122.20
26	1H	382	G	C5-C6-O6	-5.67	125.19	128.60
26	1H	865	C	N3-C4-C5	5.67	124.17	121.90
26	1H	464	U	N1-C2-N3	5.67	118.30	114.90
26	14	2033	A	C5-C6-N1	5.67	120.54	117.70
26	1H	333	G	C8-N9-C1'	-5.67	119.63	127.00
26	1H	1427	A	N1-C2-N3	5.67	132.14	129.30
26	1H	2392	A	O5'-P-OP2	5.67	117.51	110.70
26	1H	2506	U	C5-C4-O4	5.67	129.30	125.90
26	14	764	A	C8-N9-C4	-5.67	103.53	105.80
26	14	2447	G	C8-N9-C1'	5.67	134.37	127.00
1	13	1502	A	C6-C5-N7	-5.67	128.33	132.30
26	14	1644	C	O5'-P-OP2	-5.67	100.60	105.70
1	13	1051	C	C6-N1-C2	-5.67	118.03	120.30
26	1H	270(K)	C	C5-C6-N1	5.67	123.83	121.00
26	1H	1125	G	N1-C6-O6	-5.67	116.50	119.90
26	1H	1421	G	N1-C6-O6	5.67	123.30	119.90
26	1H	1790	C	P-O3'-C3'	5.67	126.50	119.70
26	1H	2277	G	N1-C6-O6	-5.67	116.50	119.90
26	1H	2398	U	C5-C4-O4	5.67	129.30	125.90
26	14	1318	C	O5'-P-OP1	-5.67	100.60	105.70
26	1H	985	C	N3-C4-N4	-5.67	114.03	118.00
26	1H	1253	A	C8-N9-C4	5.67	108.07	105.80
26	14	1992	G	C2'-C3'-O3'	5.67	122.77	113.70
26	1H	97	C	N1-C2-O2	5.66	122.30	118.90

*Continued on next page...*

*Continued from previous page...*

Mol	Chain	Res	Type	Atoms	Z	Observed(°)	Ideal(°)
26	1H	796	C	O5'-P-OP2	-5.66	100.60	105.70
26	1H	1839	G	C8-N9-C1'	-5.66	119.64	127.00
26	14	2249	U	N3-C4-C5	-5.66	111.20	114.60
26	14	1780	A	C5-C6-N6	5.66	128.23	123.70
1	13	895	G	N3-C4-N9	-5.66	122.60	126.00
1	13	1126	U	N3-C2-O2	-5.66	118.24	122.20
26	1H	459	U	OP2-P-O3'	5.66	117.65	105.20
26	1H	863	A	O5'-P-OP1	5.66	117.49	110.70
26	1H	1301	A	O5'-P-OP1	-5.66	100.61	105.70
26	1H	2577	A	C8-N9-C4	-5.66	103.53	105.80
14	5A	28	GLY	N-CA-C	5.66	127.25	113.10
26	1H	996	A	C8-N9-C4	5.66	108.06	105.80
26	1H	1780	A	N3-C4-N9	-5.66	122.87	127.40
26	14	1786	A	N3-C4-C5	5.66	130.76	126.80
26	1H	179	G	C2-N3-C4	-5.66	109.07	111.90
26	1H	1121	C	N3-C4-C5	5.66	124.16	121.90
26	1H	2082	A	O5'-P-OP1	5.66	117.49	110.70
1	13	1504	G	O5'-P-OP1	-5.66	100.61	105.70
26	1H	474	G	N3-C4-N9	-5.66	122.61	126.00
26	1H	1781	C	O5'-P-OP1	-5.66	100.61	105.70
26	1H	1931	U	C5-C4-O4	5.66	129.29	125.90
26	1H	1979	C	C6-N1-C2	-5.65	118.04	120.30
26	1H	309	G	N3-C4-C5	-5.65	125.77	128.60
26	1H	1931	U	C4-C5-C6	5.65	123.09	119.70
26	14	1276	A	OP1-P-OP2	-5.65	111.12	119.60
26	14	2359	C	C5-C4-N4	5.65	124.16	120.20
38	45	81	VAL	N-CA-C	5.65	126.26	111.00
1	13	281	G	N3-C4-N9	5.65	129.39	126.00
1	13	328	C	O5'-P-OP1	-5.65	100.61	105.70
26	1H	572	A	C8-N9-C4	-5.65	103.54	105.80
26	1H	982	C	OP1-P-O3'	5.65	117.63	105.20
26	1H	1354	A	N1-C2-N3	5.65	132.12	129.30
26	1H	1600	C	OP1-P-O3'	5.65	117.63	105.20
1	1G	99	C	C6-N1-C2	-5.65	118.04	120.30
26	14	2235	G	C5-C6-O6	-5.65	125.21	128.60
24	3K	27	G	N3-C4-C5	-5.65	125.78	128.60
26	1H	328	U	N3-C4-C5	-5.65	111.21	114.60
26	14	204	A	N1-C6-N6	5.65	121.99	118.60
26	14	694	U	OP1-P-OP2	-5.65	111.13	119.60
26	14	804	A	N7-C8-N9	-5.65	110.98	113.80
26	14	2456	C	C6-N1-C2	-5.65	118.04	120.30
1	13	1533	C	N3-C2-O2	-5.65	117.95	121.90

*Continued on next page...*

*Continued from previous page...*

Mol	Chain	Res	Type	Atoms	Z	Observed(°)	Ideal(°)
26	1H	1019	U	C5-C4-O4	5.65	129.29	125.90
29	11	257	LEU	CA-CB-CG	5.65	128.29	115.30
26	14	331	A	OP1-P-OP2	5.65	128.07	119.60
26	14	876	C	N1-C2-O2	5.65	122.29	118.90
26	14	273(F)	C	C2-N1-C1'	5.65	125.01	118.80
26	1H	2439	A	C5-N7-C8	-5.64	101.08	103.90
26	1H	2503	A	N1-C6-N6	5.64	121.99	118.60
26	14	2502	G	C8-N9-C4	-5.64	104.14	106.40
1	1G	932	C	N1-C2-O2	5.64	122.28	118.90
26	14	1972	A	C2-N3-C4	5.64	113.42	110.60
26	1H	296	C	C5-C6-N1	-5.64	118.18	121.00
26	1H	2060	A	OP1-P-O3'	-5.64	92.79	105.20
26	14	923	C	O5'-P-OP1	-5.64	100.62	105.70
26	1H	578	A	OP2-P-O3'	5.64	117.61	105.20
26	1H	2029	G	O5'-P-OP1	-5.64	100.62	105.70
26	14	580	C	C6-N1-C2	-5.64	118.04	120.30
26	14	744	G	C2-N3-C4	-5.64	109.08	111.90
26	14	1329	U	O5'-P-OP1	-5.64	100.62	105.70
2	1E	187	LEU	CA-CB-CG	5.64	128.26	115.30
26	1H	1528	A	C4-C5-N7	5.64	113.52	110.70
26	1H	1694	C	OP2-P-O3'	5.64	117.60	105.20
26	1H	1916	A	N1-C2-N3	5.64	132.12	129.30
26	1H	2247	A	N1-C2-N3	5.64	132.12	129.30
26	14	565	C	C6-N1-C2	5.64	122.55	120.30
1	13	690	G	N1-C6-O6	5.63	123.28	119.90
26	1H	179	G	N3-C2-N2	-5.63	115.96	119.90
26	1H	466	A	N1-C6-N6	5.63	121.98	118.60
26	1H	528	A	C5-N7-C8	-5.63	101.08	103.90
1	1G	1314	C	C6-N1-C2	-5.63	118.05	120.30
26	14	1178	C	N1-C2-O2	5.63	122.28	118.90
26	14	1823	G	C5-N7-C8	-5.63	101.48	104.30
26	1H	74	A	N1-C2-N3	5.63	132.12	129.30
26	1H	1613	G	N3-C2-N2	5.63	123.84	119.90
26	1H	524	U	N1-C2-O2	5.63	126.74	122.80
26	1H	670	A	O5'-P-OP1	5.63	117.46	110.70
26	1H	1828	G	OP1-P-OP2	-5.63	111.15	119.60
26	1H	1950	G	O5'-P-OP1	-5.63	100.63	105.70
26	14	2490	G	C8-N9-C4	-5.63	104.15	106.40
26	1H	822	U	N3-C2-O2	-5.63	118.26	122.20
26	14	2427	C	N1-C2-O2	-5.63	115.52	118.90
26	1H	1594	G	C4-N9-C1'	5.63	133.82	126.50
1	13	437	U	N3-C2-O2	-5.63	118.26	122.20

*Continued on next page...*

*Continued from previous page...*

Mol	Chain	Res	Type	Atoms	Z	Observed(°)	Ideal(°)
26	14	974	G	N1-C6-O6	-5.63	116.52	119.90
26	14	1950	G	C8-N9-C1'	-5.63	119.69	127.00
26	14	2213	U	C6-N1-C1'	-5.63	113.32	121.20
26	14	2275	C	C5-C6-N1	5.63	123.81	121.00
26	14	2755	C	C5-C6-N1	5.63	123.81	121.00
26	14	2778	A	O5'-P-OP2	-5.63	100.64	105.70
26	1H	2319	G	C4-C5-N7	5.62	113.05	110.80
26	14	2307	G	C8-N9-C1'	-5.62	119.69	127.00
26	1H	1614	A	N3-C4-C5	5.62	130.74	126.80
26	1H	1625	C	N3-C2-O2	-5.62	117.96	121.90
26	1H	1905	C	C5-C6-N1	5.62	123.81	121.00
37	78	23	PRO	C-N-CA	-5.62	110.49	122.30
26	14	2772	C	N3-C2-O2	-5.62	117.96	121.90
1	13	891	U	OP2-P-O3'	5.62	117.57	105.20
26	14	140	A	C8-N9-C4	-5.62	103.55	105.80
26	14	2710	C	N1-C2-O2	-5.62	115.53	118.90
26	1H	208	C	N3-C4-C5	5.62	124.15	121.90
26	1H	1972	A	C6-C5-N7	-5.62	128.37	132.30
26	1H	2441	C	N3-C2-O2	-5.62	117.97	121.90
26	14	1786	A	C4-N9-C1'	5.62	136.42	126.30
26	1H	44	A	C5-N7-C8	-5.62	101.09	103.90
26	1H	1948	G	N7-C8-N9	5.62	115.91	113.10
1	1G	894	G	C4-C5-N7	5.62	113.05	110.80
23	2L	15	G	C5-C6-O6	5.62	131.97	128.60
1	13	1499	A	C8-N9-C4	5.62	108.05	105.80
26	1H	17	G	N3-C4-C5	-5.62	125.79	128.60
26	1H	777	A	C6-N1-C2	-5.62	115.23	118.60
26	1H	1858	G	C5-C6-N1	-5.62	108.69	111.50
26	14	2822	G	O5'-P-OP2	-5.62	100.64	105.70
26	1H	1142(A)	A	C5-N7-C8	-5.61	101.09	103.90
29	11	272	ALA	N-CA-C	5.61	126.16	111.00
33	51	4	ILE	N-CA-C	-5.61	95.84	111.00
26	14	1955	U	C2-N3-C4	-5.61	123.63	127.00
26	14	2275	C	C5'-C4'-O4'	-5.61	102.36	109.10
26	1H	1780	A	N1-C6-N6	-5.61	115.23	118.60
1	1G	1502	A	C5-N7-C8	-5.61	101.09	103.90
26	14	1312	U	O5'-P-OP1	-5.61	100.65	105.70
26	1H	265	A	N3-C4-C5	5.61	130.72	126.80
26	1H	1023	U	O5'-P-OP1	-5.61	100.65	105.70
26	14	315	G	O5'-P-OP2	-5.61	100.65	105.70
1	13	575	G	C4-N9-C1'	-5.61	119.21	126.50
1	13	1504	G	N3-C4-C5	5.61	131.40	128.60

*Continued on next page...*



*Continued from previous page...*

Mol	Chain	Res	Type	Atoms	Z	Observed(°)	Ideal(°)
26	1H	1972	A	N3-C4-N9	5.61	131.88	127.40
26	1H	2234	G	C8-N9-C4	5.61	108.64	106.40
1	1G	1404	C	C6-N1-C2	-5.61	118.06	120.30
26	14	933	A	C5-N7-C8	-5.61	101.10	103.90
26	14	2072	G	N9-C4-C5	-5.61	103.16	105.40
26	1H	732	C	N1-C2-N3	5.60	123.12	119.20
26	14	729	G	C5-C6-O6	-5.60	125.24	128.60
26	14	2039	C	N3-C2-O2	-5.60	117.98	121.90
40	65	73	LEU	CA-CB-CG	5.60	128.19	115.30
1	13	1518	A	C4-C5-N7	-5.60	107.90	110.70
26	1H	961	C	N3-C2-O2	-5.60	117.98	121.90
26	1H	2439	A	C4-C5-N7	5.60	113.50	110.70
49	F5	36	GLY	N-CA-C	5.60	127.10	113.10
55	M5	61	LEU	CA-CB-CG	5.60	128.19	115.30
26	14	383	U	O5'-P-OP2	5.60	117.42	110.70
26	14	642	G	C8-N9-C4	-5.60	104.16	106.40
26	1H	305	U	C6-N1-C2	-5.60	117.64	121.00
26	1H	655	A	C8-N9-C4	-5.60	103.56	105.80
26	1H	723	G	O5'-P-OP2	-5.60	100.66	105.70
26	1H	1040	C	N1-C2-O2	5.60	122.26	118.90
26	14	2715	C	O5'-P-OP1	5.60	117.42	110.70
26	1H	141(A)	C	OP1-P-O3'	-5.60	92.89	105.20
26	1H	941	A	OP2-P-O3'	5.60	117.51	105.20
26	1H	1246	A	N1-C6-N6	-5.60	115.24	118.60
26	1H	2409	G	C5-C6-O6	-5.60	125.24	128.60
26	14	2345	G	N9-C4-C5	5.60	107.64	105.40
26	14	2358	G	N3-C2-N2	-5.60	115.98	119.90
27	1J	47	C	OP1-P-O3'	5.60	117.52	105.20
26	14	705	A	N1-C6-N6	5.60	121.96	118.60
1	13	963	G	N9-C4-C5	-5.59	103.16	105.40
26	1H	1032	A	C8-N9-C4	5.59	108.04	105.80
26	1H	1334	G	C4-N9-C1'	5.59	133.77	126.50
26	1H	1697	G	N3-C4-N9	5.59	129.36	126.00
26	1H	2060	A	OP2-P-O3'	5.59	117.51	105.20
1	1G	1139	G	C8-N9-C4	5.59	108.64	106.40
23	2K	23	G	N3-C4-C5	5.59	131.40	128.60
26	1H	51	G	O4'-C1'-N9	-5.59	103.73	108.20
26	1H	733	G	O5'-P-OP2	-5.59	100.67	105.70
26	1H	1758	G	P-O3'-C3'	5.59	126.41	119.70
26	1H	2283	C	N3-C2-O2	5.59	125.81	121.90
26	1H	2665	A	N1-C6-N6	5.59	121.95	118.60
26	14	1827	C	N1-C2-O2	5.59	122.25	118.90

*Continued on next page...*

*Continued from previous page...*

Mol	Chain	Res	Type	Atoms	Z	Observed(°)	Ideal(°)
22	1K	75	C	N1-C2-O2	5.59	122.25	118.90
26	14	836	G	N1-C2-N3	-5.59	120.55	123.90
26	14	469	G	C5-C6-N1	5.59	114.29	111.50
26	14	1619	G	O5'-P-OP2	-5.59	100.67	105.70
26	1H	1561	G	OP1-P-O3'	5.59	117.49	105.20
26	1H	2518	A	N7-C8-N9	5.59	116.59	113.80
27	16	14	U	OP1-P-OP2	5.59	127.98	119.60
26	14	676	A	N1-C2-N3	5.59	132.09	129.30
26	1H	1331	A	N1-C2-N3	5.58	132.09	129.30
26	1H	1340	U	O4'-C1'-N1	5.58	112.67	108.20
26	1H	2078	C	O5'-P-OP2	5.58	117.40	110.70
26	1H	126	A	N9-C4-C5	5.58	108.03	105.80
26	1H	1938	A	OP1-P-OP2	5.58	127.97	119.60
26	1H	2036	C	OP2-P-O3'	5.58	117.48	105.20
1	1G	1259	C	C5-C6-N1	5.58	123.79	121.00
1	13	804	U	O5'-P-OP2	-5.58	100.68	105.70
1	13	1498	U	C6-N1-C1'	-5.58	113.39	121.20
24	3K	5	C	C6-N1-C2	-5.58	118.07	120.30
24	3K	76	A	N9-C4-C5	-5.58	103.57	105.80
26	1H	1565	C	O4'-C1'-N1	5.58	112.67	108.20
26	1H	1938	A	C5-C6-N6	-5.58	119.23	123.70
26	1H	2713	A	C6-C5-N7	-5.58	128.39	132.30
1	1G	317	G	N1-C6-O6	5.58	123.25	119.90
26	14	523	C	C5-C6-N1	5.58	123.79	121.00
26	14	2030	A	C5-C6-N6	-5.58	119.23	123.70
26	1H	391	G	N1-C2-N3	5.58	127.25	123.90
26	14	1762	A	C6-N1-C2	5.58	121.95	118.60
26	14	1934	C	N1-C2-O2	5.58	122.25	118.90
26	14	2610	C	C6-N1-C2	5.58	122.53	120.30
1	13	963	G	C4-N9-C1'	5.58	133.75	126.50
26	1H	1186	G	C2-N3-C4	5.58	114.69	111.90
26	1H	1758	G	OP2-P-O3'	5.58	117.47	105.20
26	1H	1972	A	C4-C5-C6	5.58	119.79	117.00
26	1H	508	G	C3'-C2'-C1'	-5.58	97.04	101.50
26	1H	1360	A	N1-C6-N6	5.58	121.94	118.60
26	14	794	G	C4-C5-N7	-5.58	108.57	110.80
26	14	2601	C	C6-N1-C2	-5.58	118.07	120.30
26	1H	398	G	N1-C6-O6	5.57	123.24	119.90
26	1H	1188	U	OP2-P-O3'	5.57	117.46	105.20
26	1H	1255	U	C4-C5-C6	5.57	123.04	119.70
1	1G	245	C	N1-C2-O2	-5.57	115.56	118.90
23	2L	21	U	N3-C2-O2	-5.57	118.30	122.20

*Continued on next page...*

*Continued from previous page...*

Mol	Chain	Res	Type	Atoms	Z	Observed(°)	Ideal(°)
26	1H	119	A	C4-C5-N7	-5.57	107.91	110.70
26	1H	409	C	N3-C2-O2	5.57	125.80	121.90
26	14	2585	U	OP1-P-O3'	5.57	117.46	105.20
1	13	971	G	O5'-P-OP1	5.57	117.38	110.70
26	1H	570	G	C8-N9-C4	-5.57	104.17	106.40
26	1H	863	A	OP2-P-O3'	5.57	117.46	105.20
26	1H	864	G	C4-C5-N7	5.57	113.03	110.80
26	1H	1446	C	C6-N1-C2	-5.57	118.07	120.30
26	1H	1489	U	C5-C4-O4	5.57	129.24	125.90
26	1H	2525	G	C5-C6-O6	-5.57	125.26	128.60
26	1H	633	A	O5'-P-OP2	5.57	117.38	110.70
26	1H	693	C	N3-C4-N4	-5.57	114.10	118.00
26	1H	2331	G	N3-C2-N2	5.57	123.80	119.90
1	1G	352	C	C6-N1-C2	-5.57	118.07	120.30
26	14	2430	A	C4-N9-C1'	-5.57	116.28	126.30
26	1H	844	C	N1-C2-O2	-5.57	115.56	118.90
26	1H	2827	C	C5-C4-N4	-5.57	116.30	120.20
27	16	29	A	N7-C8-N9	5.57	116.58	113.80
26	14	2327	A	N9-C4-C5	5.57	108.03	105.80
26	14	2623	G	N3-C4-C5	-5.57	125.82	128.60
26	1H	117	G	C6-C5-N7	-5.57	127.06	130.40
26	1H	1120	G	C5-C6-O6	-5.57	125.26	128.60
26	14	2346	A	C8-N9-C4	-5.57	103.57	105.80
26	1H	2253	G	O5'-P-OP2	-5.56	100.69	105.70
1	13	723	U	C5-C6-N1	5.56	125.48	122.70
23	2K	18	U	N3-C2-O2	-5.56	118.31	122.20
26	1H	2567	G	C5-C6-O6	-5.56	125.26	128.60
26	14	933	A	N7-C8-N9	5.56	116.58	113.80
26	14	2447	G	C5-N7-C8	5.56	107.08	104.30
1	1G	529	G	N1-C6-O6	5.56	123.24	119.90
26	14	828	U	N3-C4-O4	-5.56	115.51	119.40
26	14	1471	A	C8-N9-C4	-5.56	103.58	105.80
26	14	1800	C	OP1-P-O3'	5.56	117.43	105.20
26	14	1950	G	C8-N9-C4	-5.56	104.18	106.40
26	14	2239	G	N9-C4-C5	-5.56	103.18	105.40
26	1H	2247	A	C2-N3-C4	-5.56	107.82	110.60
26	1H	2270	G	C5-C6-O6	-5.56	125.27	128.60
26	1H	2375	G	N9-C4-C5	-5.56	103.18	105.40
26	14	1129	A	O5'-P-OP2	-5.56	100.70	105.70
26	14	2324	C	C6-N1-C2	5.56	122.52	120.30
26	14	579	G	N3-C2-N2	-5.56	116.01	119.90
26	14	1600	C	O5'-P-OP2	-5.56	100.70	105.70

*Continued on next page...*

*Continued from previous page...*

Mol	Chain	Res	Type	Atoms	Z	Observed(°)	Ideal(°)
1	1G	187	C	C5-C6-N1	5.55	123.78	121.00
26	14	1026	U	C5-C6-N1	5.55	125.48	122.70
26	14	2779	U	N3-C4-O4	-5.55	115.51	119.40
26	1H	2606	C	O5'-P-OP1	-5.55	100.70	105.70
1	1G	1404	C	C5-C6-N1	5.55	123.78	121.00
26	14	737	C	N1-C2-O2	-5.55	115.57	118.90
26	14	1807	G	N1-C6-O6	5.55	123.23	119.90
26	1H	187	G	C6-C5-N7	-5.55	127.07	130.40
26	1H	1198	U	C2-N3-C4	-5.55	123.67	127.00
26	1H	1204	A	C8-N9-C1'	-5.55	117.71	127.70
26	1H	1574	C	C5-C6-N1	-5.55	118.23	121.00
26	1H	1776	G	N1-C6-O6	5.55	123.23	119.90
26	14	273(F)	C	C6-N1-C2	-5.55	118.08	120.30
26	14	945	A	C4-N9-C1'	5.55	136.29	126.30
26	1H	51	G	OP2-P-O3'	5.55	117.40	105.20
26	1H	256	A	C2-N3-C4	-5.55	107.83	110.60
26	1H	795	C	C4-C5-C6	5.55	120.17	117.40
26	1H	2490	G	N9-C4-C5	-5.55	103.18	105.40
1	1G	1529	G	C8-N9-C4	-5.55	104.18	106.40
26	1H	1249	U	N1-C2-O2	-5.54	118.92	122.80
26	1H	2450	A	N1-C2-N3	5.54	132.07	129.30
29	19	235	GLY	N-CA-C	5.54	126.96	113.10
1	13	99	C	C5-C6-N1	5.54	123.77	121.00
26	1H	2442	C	OP1-P-O3'	5.54	117.40	105.20
26	14	1783	A	N1-C6-N6	-5.54	115.27	118.60
26	14	1926	U	N1-C2-N3	5.54	118.23	114.90
1	13	130	A	C5-C6-N6	-5.54	119.27	123.70
20	BI	99	LEU	CA-CB-CG	5.54	128.04	115.30
26	1H	509	C	OP2-P-O3'	5.54	117.39	105.20
26	1H	686	G	C4-C5-N7	5.54	113.02	110.80
26	1H	1204	A	C5-C6-N1	-5.54	114.93	117.70
26	14	950	G	N3-C4-C5	-5.54	125.83	128.60
26	1H	949	C	C6-N1-C2	5.54	122.52	120.30
26	1H	2199	A	O5'-P-OP1	-5.54	100.71	105.70
27	16	45	A	C8-N9-C4	-5.54	103.58	105.80
1	1G	28	G	C8-N9-C4	-5.54	104.18	106.40
27	1J	117	G	N3-C4-C5	5.54	131.37	128.60
26	1H	2062	A	N1-C6-N6	-5.54	115.28	118.60
26	1H	2440	C	N3-C4-C5	-5.54	119.68	121.90
52	M8	39	CYS	N-CA-C	-5.54	96.05	111.00
1	1G	800	G	O5'-P-OP2	-5.54	100.72	105.70
26	14	2584	U	OP1-P-OP2	-5.54	111.29	119.60

*Continued on next page...*

*Continued from previous page...*

Mol	Chain	Res	Type	Atoms	Z	Observed(°)	Ideal(°)
26	1H	1623	G	N1-C2-N3	5.54	127.22	123.90
26	1H	2607	G	N3-C4-N9	5.54	129.32	126.00
26	1H	2618	G	N9-C4-C5	5.54	107.61	105.40
1	1G	353	A	OP2-P-O3'	5.54	117.38	105.20
1	1G	1028	C	C6-N1-C2	-5.54	118.08	120.30
26	14	939	G	N1-C6-O6	5.54	123.22	119.90
26	1H	2311	A	N7-C8-N9	5.54	116.57	113.80
1	1G	970	C	C5-C6-N1	5.54	123.77	121.00
23	2L	24	C	C6-N1-C2	-5.54	118.09	120.30
26	1H	70	G	OP1-P-OP2	-5.53	111.30	119.60
26	1H	1426	G	N9-C4-C5	5.53	107.61	105.40
26	1H	2399	G	C5-N7-C8	5.53	107.07	104.30
1	1G	817	C	C6-N1-C2	5.53	122.51	120.30
26	14	1933	G	C6-C5-N7	-5.53	127.08	130.40
26	1H	835	A	O5'-P-OP1	5.53	117.34	110.70
26	1H	2509	G	O5'-P-OP1	-5.53	100.72	105.70
26	14	1688	U	O5'-P-OP2	-5.53	100.72	105.70
26	1H	528	A	C6-N1-C2	5.53	121.92	118.60
26	1H	2451	A	N1-C6-N6	-5.53	115.28	118.60
1	1G	771	G	C5-C6-O6	5.53	131.92	128.60
1	1G	1374	A	O4'-C1'-N9	5.53	112.62	108.20
26	14	537	C	C2-N1-C1'	5.53	124.88	118.80
26	14	848	G	N3-C4-N9	5.53	129.32	126.00
26	14	2435	A	C8-N9-C4	-5.53	103.59	105.80
1	13	793	U	N1-C2-O2	-5.53	118.93	122.80
1	13	1313	U	C5-C6-N1	5.53	125.46	122.70
26	1H	122	G	N3-C4-C5	5.53	131.36	128.60
26	1H	737	C	C2-N1-C1'	-5.53	112.72	118.80
26	1H	1403	C	N3-C2-O2	-5.53	118.03	121.90
26	1H	2374	C	C2-N3-C4	-5.53	117.14	119.90
1	13	346	G	C4-N9-C1'	5.52	133.68	126.50
26	1H	474	G	C8-N9-C4	-5.52	104.19	106.40
56	1L	3	G	P-O3'-C3'	5.52	126.33	119.70
26	14	413	C	C6-N1-C2	-5.52	118.09	120.30
26	14	866	A	N1-C6-N6	5.52	121.91	118.60
26	14	1696	G	O5'-P-OP2	-5.52	100.73	105.70
1	13	971	G	O5'-P-OP2	-5.52	100.73	105.70
26	1H	245	G	N9-C4-C5	-5.52	103.19	105.40
26	1H	2437	U	OP2-P-O3'	5.52	117.35	105.20
1	1G	945	G	N1-C6-O6	5.52	123.21	119.90
26	14	835	A	O5'-P-OP1	5.52	117.33	110.70
26	14	2688	U	C5-C4-O4	5.52	129.21	125.90

*Continued on next page...*

*Continued from previous page...*

Mol	Chain	Res	Type	Atoms	Z	Observed(°)	Ideal(°)
26	1H	1204	A	N1-C6-N6	5.52	121.91	118.60
1	1G	690	G	N3-C4-N9	-5.52	122.69	126.00
26	14	761	A	C8-N9-C4	5.52	108.01	105.80
26	1H	187	G	N3-C4-N9	5.52	129.31	126.00
26	1H	1969	A	O5'-P-OP1	-5.52	100.73	105.70
55	Q8	46	ARG	C-N-CA	5.52	135.50	121.70
1	13	791	G	C5-C6-O6	-5.52	125.29	128.60
26	1H	1968	G	C2-N3-C4	5.52	114.66	111.90
26	14	133	C	C6-N1-C2	5.52	122.51	120.30
26	1H	1644	C	C2-N1-C1'	5.52	124.87	118.80
26	14	2772	C	N1-C2-O2	5.52	122.21	118.90
27	1J	98	G	N9-C4-C5	-5.52	103.19	105.40
1	13	1107	C	C6-N1-C2	-5.51	118.09	120.30
26	1H	775	G	C6-C5-N7	-5.51	127.09	130.40
26	1H	1378	A	O5'-P-OP1	-5.51	100.74	105.70
26	14	1342	A	N1-C6-N6	5.51	121.91	118.60
27	1J	44	G	C4-N9-C1'	-5.51	119.33	126.50
26	1H	2448	A	C5-C6-N6	-5.51	119.29	123.70
26	14	1967	C	O5'-P-OP2	-5.51	100.74	105.70
26	14	2286	A	C8-N9-C4	-5.51	103.59	105.80
26	14	2590	A	O5'-P-OP2	5.51	117.31	110.70
1	13	810	C	O5'-P-OP1	-5.51	100.74	105.70
26	1H	245	G	N3-C4-N9	5.51	129.31	126.00
1	1G	1356	G	C8-N9-C4	-5.51	104.20	106.40
26	14	2501	C	C2-N1-C1'	-5.51	112.74	118.80
1	13	791	G	OP2-P-O3'	5.51	117.32	105.20
1	13	1279	A	C6-C5-N7	-5.51	128.44	132.30
26	1H	860	U	N1-C2-O2	5.51	126.66	122.80
26	1H	1568	G	N3-C4-C5	5.51	131.35	128.60
26	1H	1899	G	O4'-C1'-N9	5.51	112.61	108.20
26	14	453	C	C6-N1-C2	5.51	122.50	120.30
26	14	1304	C	N3-C4-C5	5.51	124.10	121.90
1	13	967	C	N3-C2-O2	5.51	125.76	121.90
1	13	1360	A	O4'-C1'-N9	5.51	112.61	108.20
26	1H	691	C	O5'-P-OP1	5.51	117.31	110.70
26	1H	2261	C	OP1-P-OP2	-5.51	111.34	119.60
26	14	2281	C	C6-N1-C1'	-5.51	114.19	120.80
1	13	783	C	C6-N1-C2	5.51	122.50	120.30
1	13	1482	G	O5'-P-OP2	-5.51	100.74	105.70
26	1H	145	G	C8-N9-C4	5.51	108.60	106.40
26	1H	2429	G	N1-C2-N2	5.51	121.16	116.20
3	22	34	LEU	CA-CB-CG	5.51	127.97	115.30

*Continued on next page...*

*Continued from previous page...*

Mol	Chain	Res	Type	Atoms	Z	Observed(°)	Ideal(°)
26	14	516	C	C5-C4-N4	-5.51	116.34	120.20
26	1H	1937	A	C5-C6-N1	-5.50	114.95	117.70
26	14	1355	G	N3-C4-C5	-5.50	125.85	128.60
26	14	2525	G	C5-C6-O6	5.50	131.90	128.60
26	14	2594	C	N3-C4-N4	5.50	121.85	118.00
1	13	1400	C	C5-C4-N4	-5.50	116.35	120.20
26	1H	1232	G	C5-C6-O6	-5.50	125.30	128.60
26	1H	1414	G	C8-N9-C4	-5.50	104.20	106.40
26	1H	2500	U	OP2-P-O3'	5.50	117.31	105.20
26	14	393	C	N3-C2-O2	-5.50	118.05	121.90
26	14	849	A	OP1-P-O3'	5.50	117.31	105.20
26	14	1784	A	OP1-P-O3'	5.50	117.31	105.20
26	1H	2665	A	C5-N7-C8	-5.50	101.15	103.90
1	1G	209	U	N1-C2-O2	5.50	126.65	122.80
26	14	1289	C	C6-N1-C2	-5.50	118.10	120.30
1	13	843	U	C5-C6-N1	5.50	125.45	122.70
26	1H	2373	G	C8-N9-C1'	-5.50	119.85	127.00
26	14	446	G	C4-C5-N7	5.50	113.00	110.80
26	14	585	G	C4-C5-C6	5.50	122.10	118.80
26	14	2547	U	OP2-P-O3'	5.50	117.30	105.20
26	1H	1621	U	N1-C2-O2	-5.50	118.95	122.80
1	1G	366	C	C6-N1-C2	5.50	122.50	120.30
26	14	692	C	C5-C4-N4	-5.50	116.35	120.20
26	14	1313	U	C5-C6-N1	5.50	125.45	122.70
26	14	1698	A	N1-C2-N3	5.50	132.05	129.30
26	14	2870	C	C6-N1-C2	-5.50	118.10	120.30
1	13	758	G	N3-C2-N2	-5.50	116.05	119.90
26	1H	932	G	N9-C4-C5	5.50	107.60	105.40
26	1H	939	G	N1-C2-N2	-5.50	111.25	116.20
26	1H	1623	G	N3-C4-C5	-5.50	125.85	128.60
26	14	1955	U	N3-C2-O2	-5.50	118.35	122.20
26	14	2581	G	N3-C4-C5	-5.50	125.85	128.60
1	13	545	C	N3-C4-N4	-5.50	114.15	118.00
1	1G	701	C	N1-C2-O2	5.50	122.20	118.90
26	1H	691	C	C5-C4-N4	-5.49	116.35	120.20
26	1H	2039	C	C5-C6-N1	5.49	123.75	121.00
26	1H	2827	C	N3-C4-N4	5.49	121.85	118.00
2	12	187	LEU	CA-CB-CG	5.49	127.93	115.30
26	1H	445	C	N1-C2-N3	5.49	123.04	119.20
26	1H	775	G	N9-C4-C5	-5.49	103.20	105.40
26	1H	1663	C	OP1-P-O3'	5.49	117.28	105.20
23	2L	77	A	N9-C4-C5	-5.49	103.60	105.80

*Continued on next page...*

*Continued from previous page...*

Mol	Chain	Res	Type	Atoms	Z	Observed(°)	Ideal(°)
26	1H	9	U	C2-N1-C1'	5.49	124.29	117.70
26	14	705	A	C5-C6-N6	-5.49	119.31	123.70
26	14	1382	G	N9-C4-C5	-5.49	103.20	105.40
26	1H	589	C	O5'-P-OP2	-5.49	100.76	105.70
26	1H	738	G	O5'-P-OP1	5.49	117.29	110.70
26	1H	1528	A	N1-C6-N6	5.49	121.89	118.60
27	16	100	G	C4-N9-C1'	5.49	133.63	126.50
1	1G	281	G	N3-C4-N9	5.49	129.29	126.00
1	1G	1486	G	C8-N9-C4	5.49	108.59	106.40
26	14	2841	C	N1-C2-O2	-5.49	115.61	118.90
26	14	800	A	OP1-P-OP2	5.49	127.83	119.60
26	1H	566	U	N1-C2-N3	-5.49	111.61	114.90
26	14	2023	G	C5-C6-O6	-5.49	125.31	128.60
1	13	1492	A	O5'-P-OP2	-5.48	100.76	105.70
1	13	1496	C	C5-C6-N1	-5.48	118.26	121.00
26	1H	141(A)	C	C5-C6-N1	5.48	123.74	121.00
26	1H	430	G	N1-C6-O6	5.48	123.19	119.90
26	1H	2375	G	N7-C8-N9	-5.48	110.36	113.10
26	14	2346	A	N9-C1'-C2'	5.48	121.13	114.00
1	13	795	C	O5'-P-OP2	-5.48	100.77	105.70
26	1H	1839	G	N9-C4-C5	-5.48	103.21	105.40
26	1H	2581	G	C4-N9-C1'	5.48	133.63	126.50
26	14	2377	A	N3-C4-C5	5.48	130.64	126.80
26	1H	210	C	N3-C4-C5	5.48	124.09	121.90
57	3L	63	U	C5-C6-N1	5.48	125.44	122.70
26	14	1248	G	OP1-P-OP2	-5.48	111.38	119.60
1	13	238	G	C8-N9-C4	5.48	108.59	106.40
26	1H	2699	C	C2-N3-C4	-5.48	117.16	119.90
26	14	1359	A	C8-N9-C4	5.48	107.99	105.80
26	14	2073	C	N1-C2-O2	-5.48	115.61	118.90
26	14	2387	U	N1-C2-O2	5.48	126.64	122.80
26	14	2512	C	C6-N1-C2	5.48	122.49	120.30
26	14	1187	G	C5-C6-N1	-5.48	108.76	111.50
26	14	1318	C	C5-C6-N1	5.48	123.74	121.00
26	14	2512	C	N3-C4-C5	5.48	124.09	121.90
26	1H	1700	A	O5'-P-OP2	-5.48	100.77	105.70
1	1G	1502	A	C6-C5-N7	-5.48	128.47	132.30
26	14	1802	A	C6-N1-C2	-5.48	115.31	118.60
1	13	865	A	C5-N7-C8	-5.47	101.16	103.90
26	14	1259	G	OP1-P-OP2	-5.47	111.39	119.60
26	14	1835	G	C4-N9-C1'	5.47	133.62	126.50
26	14	2237	G	C5-C6-O6	5.47	131.88	128.60

*Continued on next page...*



*Continued from previous page...*

Mol	Chain	Res	Type	Atoms	Z	Observed(°)	Ideal(°)
1	13	548	G	O5'-P-OP2	-5.47	100.78	105.70
26	1H	332	A	OP2-P-O3'	5.47	117.24	105.20
26	1H	1278	A	C5-C6-N6	-5.47	119.32	123.70
26	1H	1429	G	N1-C6-O6	-5.47	116.62	119.90
26	1H	2025	C	C6-N1-C2	-5.47	118.11	120.30
26	14	2424	C	OP2-P-O3'	5.47	117.24	105.20
26	1H	1470	G	O5'-P-OP1	-5.47	100.78	105.70
26	1H	1579	A	N7-C8-N9	5.47	116.53	113.80
26	1H	2581	G	C5-C6-O6	5.47	131.88	128.60
56	1L	69	A	P-O3'-C3'	5.47	126.26	119.70
26	1H	47	C	C6-N1-C2	-5.47	118.11	120.30
26	1H	1189	A	O5'-P-OP1	-5.47	100.78	105.70
26	1H	1950	G	C6-C5-N7	-5.47	127.12	130.40
26	1H	2377	A	C4-C5-N7	5.47	113.43	110.70
1	13	1144	G	N3-C4-N9	-5.47	122.72	126.00
26	1H	9	U	C5-C6-N1	5.47	125.43	122.70
26	1H	46	C	O5'-P-OP2	5.47	117.26	110.70
26	1H	395	U	C2-N1-C1'	5.47	124.26	117.70
26	1H	648	G	C4-C5-N7	-5.47	108.61	110.80
26	1H	1521	G	N7-C8-N9	5.47	115.83	113.10
26	14	48	G	C5-C6-O6	5.47	131.88	128.60
26	14	58	G	C4-N9-C1'	5.47	133.61	126.50
26	14	2502	G	N1-C6-O6	-5.47	116.62	119.90
1	13	1488	G	C6-C5-N7	-5.46	127.12	130.40
26	1H	308	G	C8-N9-C1'	-5.46	119.90	127.00
26	1H	461	C	O5'-P-OP1	-5.46	100.78	105.70
4	32	135	LEU	CA-CB-CG	5.46	127.87	115.30
26	14	1386	C	O5'-P-OP1	-5.46	100.78	105.70
26	14	1704	G	C5-C6-O6	-5.46	125.32	128.60
26	1H	2418	A	OP1-P-OP2	-5.46	111.41	119.60
26	1H	2449	U	O5'-P-OP1	-5.46	100.78	105.70
26	1H	124	G	C5-C6-N1	5.46	114.23	111.50
26	1H	211	A	C5-C6-N6	-5.46	119.33	123.70
26	1H	446	G	C5-C6-O6	-5.46	125.32	128.60
26	1H	796	C	C5-C6-N1	-5.46	118.27	121.00
26	1H	1831	G	N7-C8-N9	5.46	115.83	113.10
26	1H	1943	U	OP1-P-OP2	5.46	127.79	119.60
26	14	992	C	N1-C2-O2	5.46	122.18	118.90
26	14	1698	A	C5-C6-N6	-5.46	119.33	123.70
26	14	2779	U	N1-C2-N3	5.46	118.18	114.90
1	13	422	C	C5-C6-N1	5.46	123.73	121.00
1	13	1219	U	C6-N1-C2	-5.46	117.72	121.00

*Continued on next page...*

*Continued from previous page...*

Mol	Chain	Res	Type	Atoms	Z	Observed(°)	Ideal(°)
26	1H	1280	G	OP1-P-OP2	-5.46	111.41	119.60
26	1H	1429	G	C5-C6-O6	5.46	131.88	128.60
26	1H	1776	G	C5-N7-C8	-5.46	101.57	104.30
26	1H	2236	C	O5'-P-OP1	-5.46	100.79	105.70
27	16	44	G	C8-N9-C1'	5.46	134.10	127.00
56	1L	74	C	N3-C2-O2	-5.46	118.08	121.90
26	14	211	A	N9-C4-C5	-5.46	103.62	105.80
26	14	2048	G	N7-C8-N9	5.46	115.83	113.10
26	1H	728	G	C8-N9-C4	5.46	108.58	106.40
26	1H	1555	G	N3-C4-N9	5.46	129.27	126.00
26	1H	2488	A	C4-C5-C6	5.46	119.73	117.00
27	16	81	G	C2-N3-C4	-5.46	109.17	111.90
26	14	945	A	C8-N9-C1'	-5.46	117.88	127.70
26	14	2573	C	C2-N1-C1'	5.46	124.80	118.80
26	1H	271(B)	G	C4-N9-C1'	5.46	133.59	126.50
26	1H	2406	U	O4'-C1'-N1	-5.46	103.84	108.20
1	13	965	A	N1-C6-N6	5.45	121.87	118.60
26	1H	684	G	OP1-P-OP2	5.45	127.78	119.60
27	16	44	G	C4-N9-C1'	-5.45	119.41	126.50
28	79	53	ARG	CG-CD-NE	-5.45	100.35	111.80
26	1H	108	U	N1-C2-O2	5.45	126.62	122.80
26	1H	2395	C	C6-N1-C1'	-5.45	114.26	120.80
26	14	955	C	C6-N1-C1'	5.45	127.34	120.80
26	1H	701	G	C8-N9-C4	-5.45	104.22	106.40
27	16	54	G	C5-N7-C8	-5.45	101.58	104.30
26	14	955	C	C6-N1-C2	-5.45	118.12	120.30
1	13	963	G	N1-C2-N3	5.45	127.17	123.90
22	1K	75	C	N3-C2-O2	-5.45	118.09	121.90
26	1H	795	C	C5-C6-N1	-5.45	118.28	121.00
26	1H	1021	A	N1-C6-N6	5.45	121.87	118.60
26	1H	1344	G	C5-C6-O6	-5.45	125.33	128.60
26	1H	1462	C	C6-N1-C2	-5.45	118.12	120.30
26	1H	2766	G	C4-N9-C1'	5.45	133.58	126.50
26	1H	574	C	OP1-P-OP2	5.45	127.77	119.60
26	1H	1888	G	N3-C4-N9	5.45	129.27	126.00
26	1H	624	C	C5-C6-N1	5.45	123.72	121.00
26	1H	651	G	C2-N3-C4	5.45	114.62	111.90
26	1H	677	A	C8-N9-C4	-5.45	103.62	105.80
26	1H	1909	C	OP1-P-O3'	5.45	117.18	105.20
1	1G	12	U	N3-C2-O2	-5.45	118.39	122.20
26	14	2610	C	O5'-P-OP1	-5.45	100.80	105.70
1	13	891	U	N1-C2-O2	5.44	126.61	122.80

*Continued on next page...*

*Continued from previous page...*

Mol	Chain	Res	Type	Atoms	Z	Observed(°)	Ideal(°)
26	1H	1259	G	N3-C2-N2	5.44	123.71	119.90
26	14	1627	G	O5'-P-OP2	-5.44	100.80	105.70
26	14	1906	G	C8-N9-C4	-5.44	104.22	106.40
26	14	2066	C	C5-C6-N1	5.44	123.72	121.00
26	1H	1437	C	O5'-P-OP2	-5.44	100.80	105.70
26	1H	2033	A	N1-C6-N6	-5.44	115.33	118.60
26	1H	2424	C	OP1-P-OP2	5.44	127.77	119.60
1	1G	913	A	C8-N9-C4	-5.44	103.62	105.80
26	14	1775	U	C5-C6-N1	-5.44	119.98	122.70
1	13	1303	C	C2-N1-C1'	5.44	124.78	118.80
26	1H	190	A	C5-C6-N6	-5.44	119.35	123.70
26	1H	1264	G	C6-C5-N7	-5.44	127.14	130.40
26	1H	2072	G	OP1-P-O3'	5.44	117.17	105.20
26	14	1423	G	C8-N9-C4	5.44	108.58	106.40
26	14	1854	A	C8-N9-C4	-5.44	103.62	105.80
1	13	1417	G	N3-C4-C5	-5.44	125.88	128.60
26	1H	2427	C	OP2-P-O3'	5.44	117.17	105.20
1	13	1279	A	C5-N7-C8	-5.44	101.18	103.90
26	1H	973	A	O5'-P-OP2	-5.44	100.81	105.70
26	1H	1400	G	N9-C4-C5	5.44	107.58	105.40
26	14	574	C	C2-N1-C1'	-5.44	112.82	118.80
1	13	577	G	O5'-P-OP2	-5.44	100.81	105.70
26	1H	445	C	C4-C5-C6	5.44	120.12	117.40
26	1H	577	G	N1-C2-N2	-5.44	111.31	116.20
26	1H	780	G	C2-N3-C4	-5.44	109.18	111.90
27	16	40	U	C5-C4-O4	-5.44	122.64	125.90
27	16	98	G	OP1-P-OP2	5.44	127.75	119.60
26	14	632	A	O5'-P-OP2	5.44	117.22	110.70
26	1H	70	G	C8-N9-C4	-5.43	104.23	106.40
1	1G	1526	G	C5-C6-O6	-5.43	125.34	128.60
37	35	85	LEU	CA-CB-CG	5.43	127.80	115.30
1	13	1158	C	C5-C6-N1	5.43	123.72	121.00
26	1H	766	C	C5-C4-N4	-5.43	116.40	120.20
26	1H	2644	G	N3-C4-N9	-5.43	122.74	126.00
26	14	1241	A	C5-C6-N1	-5.43	114.98	117.70
26	14	1276	A	C4-C5-N7	5.43	113.42	110.70
26	14	1657	C	C5-C4-N4	-5.43	116.40	120.20
27	1J	74	U	C5-C4-O4	5.43	129.16	125.90
26	1H	2368	C	N3-C2-O2	-5.43	118.10	121.90
1	1G	950	U	C5-C6-N1	5.43	125.42	122.70
26	14	203	C	C2-N3-C4	-5.43	117.18	119.90
26	1H	787	U	C2-N3-C4	-5.43	123.74	127.00

*Continued on next page...*

*Continued from previous page...*

Mol	Chain	Res	Type	Atoms	Z	Observed(°)	Ideal(°)
26	1H	2783	G	C4-N9-C1'	5.43	133.56	126.50
26	14	1156	A	O4'-C1'-N9	-5.43	103.86	108.20
1	13	566	G	O5'-P-OP2	-5.43	100.81	105.70
26	1H	2295	C	C6-N1-C2	-5.43	118.13	120.30
57	3L	76	A	C5-C6-N6	-5.43	119.36	123.70
26	14	516	C	N3-C4-N4	5.43	121.80	118.00
26	14	671	C	N1-C2-N3	5.43	123.00	119.20
26	14	1283	G	OP1-P-OP2	5.43	127.74	119.60
26	1H	776	G	N9-C4-C5	5.42	107.57	105.40
26	1H	783	A	C5-C6-N6	-5.42	119.36	123.70
26	1H	813	U	OP1-P-OP2	5.42	127.74	119.60
26	1H	1443	G	N3-C2-N2	-5.42	116.10	119.90
26	14	530	G	C8-N9-C4	-5.42	104.23	106.40
26	14	2307	G	C8-N9-C4	-5.42	104.23	106.40
1	13	36	C	C5-C6-N1	5.42	123.71	121.00
26	1H	251	A	O5'-P-OP1	-5.42	100.82	105.70
26	1H	2424	C	N1-C2-O2	5.42	122.15	118.90
26	14	37	C	O5'-P-OP2	-5.42	100.82	105.70
1	13	422	C	N3-C4-N4	5.42	121.79	118.00
26	1H	500	G	C6-C5-N7	5.42	133.65	130.40
26	1H	517	C	C2-N1-C1'	5.42	124.76	118.80
26	1H	1616	A	O4'-C1'-N9	5.42	112.53	108.20
27	16	61	G	C8-N9-C4	-5.42	104.23	106.40
37	78	26	GLY	N-CA-C	-5.42	99.55	113.10
1	1G	352	C	C5-C6-N1	5.42	123.71	121.00
1	13	422	C	C6-N1-C1'	-5.42	114.30	120.80
1	13	883	C	C6-N1-C2	-5.42	118.13	120.30
23	2K	76	C	C6-N1-C2	-5.42	118.13	120.30
26	1H	649	G	O5'-P-OP2	-5.42	100.83	105.70
26	1H	734	A	OP1-P-OP2	5.42	127.72	119.60
26	1H	1695	G	N3-C4-C5	-5.42	125.89	128.60
26	14	189	G	N9-C4-C5	-5.42	103.23	105.40
26	1H	1628	G	C6-C5-N7	-5.42	127.15	130.40
26	14	1468	C	C5-C6-N1	5.42	123.71	121.00
26	14	2245	U	C5-C6-N1	5.42	125.41	122.70
37	35	45	LEU	CA-CB-CG	5.42	127.75	115.30
26	1H	1983	C	OP2-P-O3'	5.41	117.11	105.20
52	M8	39	CYS	C-N-CA	5.41	135.24	121.70
1	1G	197	A	C8-N9-C4	-5.41	103.64	105.80
26	14	1388	G	O5'-P-OP2	-5.41	100.83	105.70
26	14	1772	G	OP1-P-OP2	5.41	127.72	119.60
26	14	1779	U	O5'-P-OP2	-5.41	100.83	105.70

*Continued on next page...*

*Continued from previous page...*

Mol	Chain	Res	Type	Atoms	Z	Observed(°)	Ideal(°)
26	14	2199	A	O5'-P-OP1	-5.41	100.83	105.70
26	1H	1021	A	C6-C5-N7	-5.41	128.51	132.30
26	1H	2711	A	P-O3'-C3'	5.41	126.19	119.70
1	13	1200	C	N1-C2-O2	5.41	122.15	118.90
26	1H	699	A	C5-C6-N6	-5.41	119.37	123.70
26	14	252	G	N3-C4-C5	-5.41	125.89	128.60
1	13	484	G	P-O3'-C3'	5.41	126.19	119.70
26	1H	77	C	N3-C4-N4	5.41	121.79	118.00
27	16	49	C	C5-C4-N4	-5.41	116.41	120.20
26	1H	755	C	C4-C5-C6	5.41	120.10	117.40
26	1H	2019	A	C8-N9-C4	-5.41	103.64	105.80
26	14	499	U	N1-C2-N3	5.41	118.14	114.90
26	14	2724	C	N1-C2-O2	-5.41	115.66	118.90
38	45	61	GLY	N-CA-C	5.41	126.62	113.10
1	13	130	A	N1-C6-N6	5.41	121.84	118.60
1	13	1480	G	N3-C2-N2	-5.41	116.12	119.90
26	1H	702	G	C4-C5-C6	5.41	122.04	118.80
26	1H	715	G	N1-C2-N2	-5.41	111.33	116.20
26	1H	2286	A	C8-N9-C4	-5.41	103.64	105.80
26	14	732	C	C4-C5-C6	5.41	120.10	117.40
26	1H	1786	A	N9-C1'-C2'	5.40	121.03	114.00
26	14	1342	A	C6-C5-N7	-5.40	128.52	132.30
1	13	647	C	C5-C6-N1	5.40	123.70	121.00
26	1H	692	C	C2-N3-C4	-5.40	117.20	119.90
26	1H	2262	U	C6-N1-C2	-5.40	117.76	121.00
26	14	689	A	O5'-P-OP2	-5.40	100.84	105.70
26	14	1085	A	P-O3'-C3'	5.40	126.18	119.70
26	14	1237	A	N1-C6-N6	-5.40	115.36	118.60
26	1H	389	G	C8-N9-C4	5.40	108.56	106.40
26	1H	657	U	C5-C4-O4	5.40	129.14	125.90
26	1H	1019	U	N3-C2-O2	-5.40	118.42	122.20
26	1H	1334	G	N7-C8-N9	5.40	115.80	113.10
26	14	1836	C	O5'-P-OP2	-5.40	100.84	105.70
26	14	2364	C	N3-C2-O2	-5.40	118.12	121.90
26	1H	68	G	N3-C2-N2	-5.40	116.12	119.90
26	1H	1336	A	C4-C5-N7	-5.40	108.00	110.70
26	1H	2503	A	C5-C6-N6	-5.40	119.38	123.70
26	1H	2607	G	N9-C4-C5	-5.40	103.24	105.40
29	11	60	ARG	NE-CZ-NH2	-5.40	117.60	120.30
1	13	1305	G	N1-C2-N2	-5.40	111.34	116.20
26	1H	1594	G	N3-C4-C5	-5.40	125.90	128.60
26	1H	2229	C	C5-C4-N4	-5.40	116.42	120.20

*Continued on next page...*

*Continued from previous page...*

Mol	Chain	Res	Type	Atoms	Z	Observed(°)	Ideal(°)
26	1H	2357	U	O5'-P-OP2	-5.40	100.84	105.70
26	14	115	C	C6-N1-C2	5.40	122.46	120.30
26	14	2041	U	N3-C4-O4	5.40	123.18	119.40
1	1G	1406	U	OP1-P-OP2	-5.39	111.51	119.60
26	14	1988	C	C5-C4-N4	-5.39	116.42	120.20
26	1H	53	A	OP1-P-O3'	5.39	117.06	105.20
26	1H	683	C	C6-N1-C2	5.39	122.46	120.30
26	1H	828	U	N1-C2-O2	5.39	126.58	122.80
26	1H	840	C	C6-N1-C2	5.39	122.46	120.30
26	1H	1316	U	O5'-P-OP2	-5.39	100.85	105.70
26	1H	1622	G	N1-C6-O6	-5.39	116.67	119.90
26	1H	2003	G	OP2-P-O3'	5.39	117.06	105.20
26	1H	2573	C	O5'-P-OP2	-5.39	100.85	105.70
26	14	783	A	C5-C6-N6	-5.39	119.39	123.70
26	14	1605	C	N3-C2-O2	5.39	125.67	121.90
1	13	233	C	C6-N1-C2	-5.39	118.14	120.30
26	1H	834	C	OP2-P-O3'	5.39	117.06	105.20
56	1L	20	U	C2-N1-C1'	5.39	124.17	117.70
26	14	621	A	C6-C5-N7	-5.39	128.53	132.30
1	13	960	U	C2-N1-C1'	5.39	124.17	117.70
26	1H	142	G	N3-C2-N2	-5.39	116.13	119.90
26	1H	463	G	N3-C2-N2	5.39	123.67	119.90
26	1H	791	C	P-O3'-C3'	5.39	126.17	119.70
26	1H	1220	A	N1-C6-N6	-5.39	115.37	118.60
26	1H	2057	A	C5-C6-N6	-5.39	119.39	123.70
26	1H	2567	G	N1-C6-O6	5.39	123.13	119.90
26	14	1886	C	C6-N1-C2	-5.39	118.14	120.30
26	1H	197	A	OP2-P-O3'	5.39	117.06	105.20
26	1H	415	A	N1-C6-N6	5.39	121.83	118.60
26	1H	845	G	C6-C5-N7	-5.39	127.17	130.40
34	69	131	LYS	C-N-CD	-5.39	108.75	120.60
26	1H	621	A	C6-C5-N7	-5.39	128.53	132.30
26	1H	1879	C	C5-C6-N1	5.39	123.69	121.00
26	1H	2199	A	OP2-P-O3'	5.39	117.05	105.20
1	1G	87	A	P-O3'-C3'	5.39	126.16	119.70
26	14	1251	C	OP1-P-OP2	5.39	127.68	119.60
26	14	2473	U	N1-C2-O2	5.39	126.57	122.80
1	13	843	U	N3-C2-O2	-5.38	118.43	122.20
1	13	900	A	C5-C6-N6	-5.38	119.39	123.70
26	1H	1274	A	C4-C5-C6	5.38	119.69	117.00
26	1H	1453	A	C8-N9-C4	5.38	107.95	105.80
23	2L	42	C	N1-C2-O2	5.38	122.13	118.90

*Continued on next page...*

*Continued from previous page...*

Mol	Chain	Res	Type	Atoms	Z	Observed(°)	Ideal(°)
26	14	667	U	N3-C4-O4	5.38	123.17	119.40
46	C5	31	LEU	CA-CB-CG	5.38	127.68	115.30
26	1H	1663	C	N3-C4-N4	5.38	121.77	118.00
26	1H	2019	A	C6-C5-N7	-5.38	128.53	132.30
26	1H	2351	G	C6-C5-N7	-5.38	127.17	130.40
26	1H	2365	G	O5'-P-OP2	-5.38	100.86	105.70
26	1H	2830	G	N7-C8-N9	5.38	115.79	113.10
43	D8	82	ARG	NE-CZ-NH1	-5.38	117.61	120.30
46	G8	84	ARG	NE-CZ-NH1	5.38	122.99	120.30
26	14	528	A	C5-C6-N1	-5.38	115.01	117.70
26	14	1356	G	O5'-P-OP1	-5.38	100.86	105.70
26	14	1651	G	C5-C6-O6	-5.38	125.37	128.60
26	14	2320	A	P-O3'-C3'	5.38	126.16	119.70
26	14	2498	C	OP1-P-OP2	-5.38	111.53	119.60
30	21	65	GLY	N-CA-C	-5.38	99.65	113.10
1	13	1235	U	C5-C6-N1	5.38	125.39	122.70
26	1H	2346	A	C4-C5-N7	5.38	113.39	110.70
26	1H	2399	G	N7-C8-N9	-5.38	110.41	113.10
26	1H	2599	G	N1-C6-O6	-5.38	116.67	119.90
1	1G	1301	U	N3-C2-O2	-5.38	118.44	122.20
26	14	398	G	N1-C6-O6	-5.38	116.67	119.90
26	14	574	C	C5-C4-N4	5.38	123.97	120.20
26	14	1154	G	C4-C5-N7	5.38	112.95	110.80
26	14	1993	U	O5'-P-OP1	-5.38	100.86	105.70
26	14	2507	C	N3-C4-C5	-5.38	119.75	121.90
1	13	961	U	N3-C4-O4	-5.38	115.64	119.40
1	13	975	A	O4'-C1'-N9	-5.38	103.90	108.20
26	1H	1653	G	C4-N9-C1'	5.38	133.49	126.50
26	1H	2336	A	C8-N9-C4	-5.38	103.65	105.80
27	16	56	G	N3-C4-N9	5.38	129.23	126.00
33	51	166	GLY	N-CA-C	5.38	126.54	113.10
26	14	1661	G	C8-N9-C4	5.38	108.55	106.40
1	13	656	C	C2-N3-C4	5.38	122.59	119.90
1	13	1329	A	N1-C6-N6	5.38	121.83	118.60
26	1H	788	A	C6-N1-C2	5.38	121.83	118.60
1	13	266	G	O4'-C1'-N9	-5.37	103.90	108.20
26	1H	804	A	C8-N9-C4	5.37	107.95	105.80
26	1H	845	G	N7-C8-N9	5.37	115.79	113.10
26	1H	947	G	N1-C6-O6	5.37	123.12	119.90
26	14	1382	G	OP2-P-O3'	5.37	117.02	105.20
26	14	1806	C	C6-N1-C2	5.37	122.45	120.30
26	1H	416	C	N3-C4-N4	-5.37	114.24	118.00

*Continued on next page...*

*Continued from previous page...*

Mol	Chain	Res	Type	Atoms	Z	Observed(°)	Ideal(°)
26	1H	840	C	N3-C4-C5	5.37	124.05	121.90
26	1H	1654	A	O5'-P-OP2	5.37	117.15	110.70
26	1H	2665	A	N7-C8-N9	5.37	116.49	113.80
27	16	56	G	N3-C4-C5	-5.37	125.92	128.60
1	1G	377	G	N3-C4-C5	-5.37	125.91	128.60
26	14	2389	G	C8-N9-C4	-5.37	104.25	106.40
1	13	690	G	C5-C6-O6	-5.37	125.38	128.60
26	1H	508	G	C5-C6-O6	-5.37	125.38	128.60
26	14	273(F)	C	N1-C2-O2	5.37	122.12	118.90
26	14	1844	C	OP1-P-OP2	-5.37	111.55	119.60
26	14	2525	G	C4-C5-N7	-5.37	108.65	110.80
26	1H	2745	C	C6-N1-C2	-5.37	118.15	120.30
26	1H	250	G	OP1-P-O3'	5.37	117.00	105.20
26	1H	577	G	N3-C4-N9	5.37	129.22	126.00
26	1H	910	A	C4-C5-C6	5.37	119.68	117.00
26	1H	945	A	O5'-P-OP2	-5.36	100.87	105.70
26	1H	2036	C	C5-C6-N1	5.36	123.68	121.00
1	1G	453	A	O5'-P-OP1	-5.36	100.87	105.70
26	14	989	G	O5'-P-OP1	-5.36	100.87	105.70
26	14	1614	A	C6-C5-N7	-5.36	128.55	132.30
1	13	752	G	C6-C5-N7	-5.36	127.18	130.40
26	1H	1352	U	N3-C2-O2	5.36	125.95	122.20
26	14	138	G	N3-C4-C5	-5.36	125.92	128.60
23	2K	77	A	N1-C6-N6	5.36	121.82	118.60
26	1H	214	G	C8-N9-C4	-5.36	104.25	106.40
26	14	393	C	N3-C4-C5	-5.36	119.76	121.90
26	14	2001	A	C5-C6-N6	-5.36	119.41	123.70
26	14	2607	G	C5-C6-O6	-5.36	125.38	128.60
26	1H	1440	G	OP1-P-O3'	5.36	116.99	105.20
1	13	1054	C	N1-C2-O2	5.36	122.11	118.90
26	1H	815	C	C5-C6-N1	-5.36	118.32	121.00
26	1H	2502	G	N3-C4-C5	-5.36	125.92	128.60
26	1H	259	G	C6-C5-N7	-5.36	127.19	130.40
26	1H	568	U	C6-N1-C2	5.36	124.21	121.00
26	1H	1942	C	N3-C4-C5	5.36	124.04	121.90
55	Q8	62	LEU	C-N-CD	5.36	139.65	128.40
26	14	1319	G	C4-N9-C1'	5.36	133.46	126.50
26	14	2226	C	N1-C2-O2	5.36	122.11	118.90
26	14	2877	G	C5-C6-N1	-5.36	108.82	111.50
26	1H	120	U	N1-C2-N3	5.35	118.11	114.90
26	14	796	C	N3-C4-C5	5.35	124.04	121.90
26	1H	199	A	C2-N3-C4	5.35	113.28	110.60

*Continued on next page...*



*Continued from previous page...*

Mol	Chain	Res	Type	Atoms	Z	Observed(°)	Ideal(°)
26	1H	388	G	OP1-P-OP2	5.35	127.63	119.60
26	1H	658	C	N1-C2-O2	5.35	122.11	118.90
26	1H	1304	C	C4-C5-C6	-5.35	114.72	117.40
26	1H	2489	G	C6-C5-N7	-5.35	127.19	130.40
1	1G	563	A	O4'-C1'-N9	5.35	112.48	108.20
1	13	792	A	C8-N9-C4	5.35	107.94	105.80
1	13	1498	U	N3-C4-O4	5.35	123.14	119.40
26	1H	458	G	O4'-C1'-N9	5.35	112.48	108.20
26	1H	621	A	C5-C6-N1	-5.35	115.02	117.70
26	1H	1034	G	C5-C6-O6	-5.35	125.39	128.60
26	14	676	A	C8-N9-C4	-5.35	103.66	105.80
26	14	2508	G	N1-C6-O6	5.35	123.11	119.90
26	1H	451	C	N1-C2-O2	-5.35	115.69	118.90
26	1H	2060	A	O5'-P-OP1	-5.35	100.89	105.70
26	1H	2272	U	O5'-P-OP1	5.35	117.12	110.70
1	13	904	C	N3-C2-O2	-5.35	118.16	121.90
26	1H	142	G	C8-N9-C1'	5.35	133.95	127.00
26	1H	609	A	C6-C5-N7	-5.35	128.56	132.30
26	1H	1567	A	N1-C6-N6	5.35	121.81	118.60
26	14	205	G	O4'-C1'-N9	5.35	112.48	108.20
26	14	1301	A	O4'-C1'-N9	5.35	112.48	108.20
26	14	2210	G	C8-N9-C1'	-5.35	120.05	127.00
26	1H	621	A	N1-C2-N3	5.34	131.97	129.30
26	1H	2525	G	N3-C2-N2	-5.34	116.16	119.90
26	14	463	G	OP1-P-O3'	5.34	116.96	105.20
26	14	2724	C	OP2-P-O3'	5.34	116.96	105.20
1	13	963	G	C6-C5-N7	-5.34	127.19	130.40
26	1H	1368	G	C8-N9-C4	-5.34	104.26	106.40
26	14	2595	G	O5'-P-OP1	-5.34	100.89	105.70
27	1J	3	C	N3-C4-C5	-5.34	119.76	121.90
1	13	635	G	N1-C6-O6	5.34	123.10	119.90
26	1H	71	A	N7-C8-N9	5.34	116.47	113.80
26	1H	974(A)	C	C6-N1-C2	-5.34	118.16	120.30
26	1H	1297	C	OP1-P-O3'	5.34	116.95	105.20
26	1H	2399	G	C4-C5-N7	-5.34	108.66	110.80
1	1G	670	G	O5'-P-OP1	-5.34	100.89	105.70
26	14	1342	A	O4'-C1'-N9	5.34	112.47	108.20
26	14	1377	G	N3-C4-C5	-5.34	125.93	128.60
26	1H	783	A	N9-C1'-C2'	-5.34	106.13	112.00
26	1H	1259	G	C5-C6-N1	5.34	114.17	111.50
27	16	100	G	N9-C4-C5	-5.34	103.26	105.40
26	14	569	U	C6-N1-C2	5.34	124.20	121.00

*Continued on next page...*

*Continued from previous page...*

Mol	Chain	Res	Type	Atoms	Z	Observed(°)	Ideal(°)
26	14	832	G	OP1-P-O3'	5.34	116.95	105.20
26	14	930	U	N3-C2-O2	-5.34	118.46	122.20
26	14	2072	G	C5-C6-O6	-5.34	125.40	128.60
26	1H	1128	A	OP2-P-O3'	5.34	116.94	105.20
26	1H	315	G	N3-C4-N9	-5.34	122.80	126.00
26	1H	1928	A	C2-N3-C4	5.34	113.27	110.60
26	1H	2686	G	O5'-P-OP1	-5.34	100.90	105.70
26	14	330	A	N3-C4-C5	5.34	130.53	126.80
26	14	1187	G	C5-N7-C8	-5.34	101.63	104.30
1	13	843	U	C6-N1-C1'	-5.33	113.73	121.20
26	1H	1698	A	O4'-C1'-N9	5.33	112.47	108.20
26	1H	2751	G	N1-C2-N3	5.33	127.10	123.90
27	16	105	G	C5-C6-O6	-5.33	125.40	128.60
26	14	1645	G	C4-N9-C1'	5.33	133.44	126.50
26	1H	1669	A	O4'-C1'-N9	5.33	112.47	108.20
26	1H	2741	A	C8-N9-C4	5.33	107.93	105.80
31	31	62	ARG	NE-CZ-NH2	-5.33	117.63	120.30
26	14	1254	A	N1-C2-N3	5.33	131.97	129.30
26	1H	1051	G	N7-C8-N9	5.33	115.77	113.10
26	1H	1916	A	N7-C8-N9	5.33	116.47	113.80
26	1H	1967	C	O5'-P-OP2	-5.33	100.90	105.70
30	21	52	LEU	C-N-CD	-5.33	108.87	120.60
26	14	603	A	N7-C8-N9	5.33	116.47	113.80
26	14	803	U	C5-C6-N1	-5.33	120.03	122.70
26	14	1681	G	C5-N7-C8	-5.33	101.63	104.30
26	14	2327	A	C4-C5-N7	-5.33	108.03	110.70
26	14	801	G	N3-C4-N9	-5.33	122.80	126.00
26	14	871	U	O5'-P-OP1	-5.33	100.90	105.70
26	14	1341	U	OP1-P-O3'	5.33	116.92	105.20
26	14	2821	A	C2-N3-C4	-5.33	107.94	110.60
1	13	575	G	C8-N9-C1'	5.33	133.93	127.00
26	1H	411	G	N9-C4-C5	5.33	107.53	105.40
26	1H	623	G	C5-C6-O6	-5.33	125.40	128.60
1	1G	1096	C	C6-N1-C2	-5.33	118.17	120.30
57	3L	1	G	N3-C4-N9	5.33	129.20	126.00
26	14	462	C	C2-N3-C4	-5.33	117.24	119.90
26	14	1774	C	C5-C4-N4	-5.33	116.47	120.20
26	1H	811	U	N1-C2-O2	-5.32	119.07	122.80
49	J8	79	GLY	N-CA-C	5.32	126.41	113.10
26	1H	2311	A	C6-C5-N7	-5.32	128.57	132.30
1	13	799	G	C8-N9-C4	5.32	108.53	106.40
26	1H	972	G	O5'-P-OP1	5.32	117.08	110.70

*Continued on next page...*

*Continued from previous page...*

Mol	Chain	Res	Type	Atoms	Z	Observed(°)	Ideal(°)
1	13	576	G	C4-N9-C1'	5.32	133.41	126.50
26	1H	110	G	C8-N9-C4	5.32	108.53	106.40
26	1H	1192	G	C6-C5-N7	-5.32	127.21	130.40
26	14	191	A	N1-C2-N3	-5.32	126.64	129.30
26	14	694	U	N1-C2-O2	5.32	126.52	122.80
26	14	2547	U	C2-N1-C1'	-5.32	111.32	117.70
27	1J	27	C	C5-C6-N1	5.32	123.66	121.00
26	1H	1382	G	C5-C6-O6	-5.32	125.41	128.60
26	1H	1523	U	C5-C6-N1	5.32	125.36	122.70
26	14	529	A	N1-C6-N6	5.32	121.79	118.60
26	14	1107	G	C8-N9-C4	-5.32	104.27	106.40
26	1H	651	G	N1-C6-O6	-5.31	116.71	119.90
26	1H	2280	G	OP1-P-O3'	5.31	116.89	105.20
1	1G	1498	U	P-O3'-C3'	5.31	126.08	119.70
26	1H	121	G	C5-C6-O6	-5.31	125.41	128.60
26	1H	1328	G	O5'-P-OP1	5.31	117.08	110.70
26	1H	1680	U	C6-N1-C2	5.31	124.19	121.00
1	1G	392	G	C8-N9-C4	5.31	108.53	106.40
56	1L	18	G	P-O3'-C3'	5.31	126.08	119.70
26	14	248	G	C5-C6-N1	5.31	114.16	111.50
26	14	1808	U	N1-C2-N3	-5.31	111.71	114.90
1	1G	690	G	N7-C8-N9	5.31	115.75	113.10
1	1G	1119	C	C6-N1-C2	-5.31	118.17	120.30
1	1G	1139	G	N3-C4-N9	-5.31	122.81	126.00
1	13	58	C	N1-C2-O2	5.31	122.08	118.90
26	1H	192	C	N3-C2-O2	5.31	125.62	121.90
26	1H	580	C	N1-C2-N3	5.31	122.92	119.20
26	1H	773	U	C2-N3-C4	-5.31	123.81	127.00
26	1H	866	A	C8-N9-C1'	-5.31	118.14	127.70
1	1G	754	C	N1-C2-O2	5.31	122.09	118.90
26	14	49	A	OP2-P-O3'	5.31	116.88	105.20
26	14	1411	C	O5'-P-OP2	-5.31	100.92	105.70
26	1H	2234	G	N7-C8-N9	-5.31	110.45	113.10
26	1H	2239	G	C5-C6-N1	5.31	114.15	111.50
26	1H	2583	G	N1-C2-N2	-5.31	111.42	116.20
26	1H	2782	G	C6-C5-N7	-5.31	127.22	130.40
26	14	51	G	C8-N9-C4	5.31	108.52	106.40
26	14	1332	G	N1-C2-N2	-5.31	111.42	116.20
26	14	1404	C	N3-C2-O2	-5.31	118.18	121.90
26	14	2417	C	O5'-P-OP2	-5.31	100.92	105.70
26	1H	1198	U	N3-C2-O2	-5.31	118.49	122.20
26	1H	1248	G	N3-C2-N2	-5.31	116.19	119.90

*Continued on next page...*

*Continued from previous page...*

Mol	Chain	Res	Type	Atoms	Z	Observed(°)	Ideal(°)
26	1H	236	C	N3-C4-C5	-5.30	119.78	121.90
26	1H	1917	U	C5-C4-O4	5.30	129.08	125.90
1	1G	401	C	O5'-P-OP2	-5.30	100.93	105.70
26	14	1968	G	C4-C5-N7	5.30	112.92	110.80
26	1H	265	A	C6-C5-N7	-5.30	128.59	132.30
26	1H	663	G	N3-C4-C5	-5.30	125.95	128.60
26	1H	140	A	C4-N9-C1'	5.30	135.84	126.30
26	1H	265	A	C8-N9-C4	-5.30	103.68	105.80
26	1H	630	G	N9-C4-C5	-5.30	103.28	105.40
26	1H	866	A	C4-N9-C1'	5.30	135.84	126.30
26	1H	1312	U	O5'-P-OP1	-5.30	100.93	105.70
26	14	1203	G	N3-C2-N2	5.30	123.61	119.90
26	14	1441	G	C8-N9-C4	5.30	108.52	106.40
23	2K	3	C	C6-N1-C2	-5.30	118.18	120.30
26	1H	454	A	O5'-P-OP2	-5.30	100.93	105.70
26	1H	840	C	N1-C2-O2	-5.30	115.72	118.90
26	14	486	C	C6-N1-C2	-5.30	118.18	120.30
26	14	1558	A	P-O3'-C3'	5.30	126.06	119.70
26	14	2679	A	O5'-P-OP2	-5.30	100.93	105.70
23	2K	48	U	P-O3'-C3'	5.30	126.06	119.70
26	1H	587	C	C6-N1-C1'	-5.30	114.44	120.80
27	16	44	G	P-O3'-C3'	5.30	126.06	119.70
26	14	1332	G	N9-C1'-C2'	-5.30	106.17	112.00
26	14	2610	C	C5-C6-N1	-5.30	118.35	121.00
26	14	2712	U	N3-C2-O2	-5.30	118.49	122.20
1	13	761	G	N3-C4-C5	-5.29	125.95	128.60
26	1H	125	G	N1-C2-N2	-5.29	111.44	116.20
26	1H	403	U	N3-C2-O2	-5.29	118.49	122.20
26	1H	2448	A	N1-C6-N6	5.29	121.78	118.60
26	14	848	G	C4-N9-C1'	5.29	133.38	126.50
26	14	1704	G	C4-C5-N7	5.29	112.92	110.80
26	14	2502	G	N3-C4-C5	-5.29	125.95	128.60
26	1H	676	A	C6-N1-C2	5.29	121.78	118.60
26	14	1229(A)	G	C2-N3-C4	-5.29	109.25	111.90
26	14	1599	C	C6-N1-C2	-5.29	118.18	120.30
1	13	560	U	P-O3'-C3'	5.29	126.05	119.70
26	1H	797	C	C6-N1-C2	5.29	122.42	120.30
26	1H	945	A	N9-C1'-C2'	5.29	120.88	114.00
26	1H	2351	G	C8-N9-C1'	-5.29	120.12	127.00
26	14	446	G	C5-C6-O6	-5.29	125.43	128.60
26	14	1686	C	N3-C4-N4	5.29	121.70	118.00
26	1H	2351	G	C4-N9-C1'	5.29	133.38	126.50

*Continued on next page...*

*Continued from previous page...*

Mol	Chain	Res	Type	Atoms	Z	Observed(°)	Ideal(°)
23	2L	21	U	N1-C2-O2	5.29	126.50	122.80
26	14	190	A	C4-C5-N7	5.29	113.34	110.70
26	14	2244	U	C5-C6-N1	-5.29	120.06	122.70
26	1H	774	A	C4-N9-C1'	-5.29	116.78	126.30
26	1H	1346	G	N3-C2-N2	5.29	123.60	119.90
1	1G	945	G	C4-N9-C1'	5.29	133.37	126.50
26	14	664	C	N3-C2-O2	-5.29	118.20	121.90
26	1H	704	G	C8-N9-C4	-5.28	104.29	106.40
26	1H	1111	A	O5'-P-OP1	-5.28	100.94	105.70
26	1H	1558	A	N1-C2-N3	5.28	131.94	129.30
26	1H	1663	C	C5-C4-N4	-5.28	116.50	120.20
1	1G	1246	C	C6-N1-C2	-5.28	118.19	120.30
26	14	34	C	P-O3'-C3'	5.28	126.04	119.70
26	14	470	A	C4-C5-N7	5.28	113.34	110.70
26	1H	1438	U	C6-N1-C2	-5.28	117.83	121.00
1	1G	932	C	C2-N1-C1'	5.28	124.61	118.80
1	13	758	G	C5-C6-O6	-5.28	125.43	128.60
26	1H	1294	U	OP1-P-O3'	5.28	116.82	105.20
26	1H	2592	G	C6-C5-N7	-5.28	127.23	130.40
1	1G	529	G	C5-C6-O6	-5.28	125.43	128.60
26	1H	626	U	OP1-P-O3'	5.28	116.81	105.20
26	1H	1324	G	O4'-C1'-N9	5.28	112.42	108.20
26	1H	1319	G	N7-C8-N9	5.28	115.74	113.10
26	1H	2591	C	C6-N1-C2	-5.28	118.19	120.30
26	14	126	A	OP2-P-O3'	5.28	116.81	105.20
26	14	1955	U	C5-C6-N1	-5.28	120.06	122.70
26	14	2576	G	N9-C4-C5	-5.28	103.29	105.40
26	1H	46	C	N3-C4-C5	-5.28	119.79	121.90
26	1H	685	A	N1-C6-N6	5.28	121.77	118.60
26	1H	1778	U	P-O3'-C3'	5.28	126.03	119.70
26	1H	2426	A	N1-C2-N3	-5.28	126.66	129.30
1	1G	1227	A	N1-C6-N6	-5.28	115.43	118.60
26	14	2425	A	OP2-P-O3'	5.28	116.81	105.20
27	1J	89	G	N3-C4-N9	5.28	129.16	126.00
26	1H	530	G	N9-C4-C5	5.27	107.51	105.40
26	1H	2065	C	C6-N1-C2	-5.27	118.19	120.30
1	13	748	C	P-O3'-C3'	5.27	126.03	119.70
1	13	1359	C	O5'-P-OP1	-5.27	100.95	105.70
26	1H	256	A	C5-C6-N1	-5.27	115.06	117.70
26	1H	780	G	C5-N7-C8	-5.27	101.66	104.30
26	1H	1051	G	C8-N9-C4	-5.27	104.29	106.40
26	1H	1697	G	N1-C6-O6	5.27	123.06	119.90

*Continued on next page...*

*Continued from previous page...*

Mol	Chain	Res	Type	Atoms	Z	Observed(°)	Ideal(°)
26	1H	1799	G	N3-C2-N2	5.27	123.59	119.90
1	1G	266	G	N3-C4-C5	-5.27	125.96	128.60
27	1J	30	C	C2-N1-C1'	5.27	124.60	118.80
26	1H	1992	G	OP2-P-O3'	5.27	116.80	105.20
27	16	12	C	O4'-C1'-N1	5.27	112.42	108.20
26	14	1969	A	N1-C6-N6	-5.27	115.44	118.60
26	1H	651	G	C8-N9-C4	-5.27	104.29	106.40
26	1H	1204	A	N7-C8-N9	5.27	116.44	113.80
26	1H	1672	C	OP2-P-O3'	5.27	116.79	105.20
26	1H	2308	G	N1-C6-O6	5.27	123.06	119.90
26	1H	2601	C	N1-C2-O2	5.27	122.06	118.90
26	14	1914	C	N3-C2-O2	-5.27	118.21	121.90
1	13	1281	U	C2-N1-C1'	5.27	124.02	117.70
26	1H	735	A	O5'-P-OP2	-5.27	100.96	105.70
26	1H	1543	A	C5-C6-N1	-5.27	115.07	117.70
26	1H	2329	G	OP1-P-OP2	5.27	127.50	119.60
27	16	115	G	N7-C8-N9	5.27	115.73	113.10
26	14	1241	A	C2-N3-C4	-5.27	107.97	110.60
1	13	798	G	OP2-P-O3'	5.27	116.79	105.20
26	1H	1977	A	N1-C2-N3	5.27	131.93	129.30
26	14	197	A	OP2-P-O3'	5.27	116.78	105.20
1	13	1088	G	N1-C6-O6	5.26	123.06	119.90
26	1H	69	C	O5'-P-OP1	-5.26	100.96	105.70
26	1H	793	A	C6-N1-C2	-5.26	115.44	118.60
26	1H	964	C	C6-N1-C2	-5.26	118.19	120.30
26	1H	2426	A	C4-C5-C6	-5.26	114.37	117.00
56	1L	74	C	C6-N1-C1'	-5.26	114.48	120.80
26	14	740	U	OP1-P-O3'	5.26	116.78	105.20
26	14	2039	C	N1-C2-O2	5.26	122.06	118.90
26	1H	1367	A	C2-N3-C4	-5.26	107.97	110.60
26	14	2546	U	C5-C4-O4	5.26	129.06	125.90
1	13	30	U	N3-C2-O2	5.26	125.88	122.20
1	13	1290	G	C8-N9-C4	-5.26	104.30	106.40
26	1H	330	A	N7-C8-N9	5.26	116.43	113.80
26	14	190	A	N3-C4-C5	5.26	130.48	126.80
26	14	1618	A	N9-C4-C5	5.26	107.91	105.80
26	14	1815	A	OP1-P-O3'	5.26	116.78	105.20
27	1J	6	C	C6-N1-C2	5.26	122.41	120.30
26	1H	211	A	C2-N3-C4	-5.26	107.97	110.60
26	1H	586	A	N7-C8-N9	-5.26	111.17	113.80
26	1H	2624	G	O5'-P-OP2	-5.26	100.97	105.70
1	1G	335	C	N3-C2-O2	-5.26	118.22	121.90

*Continued on next page...*

*Continued from previous page...*

Mol	Chain	Res	Type	Atoms	Z	Observed(°)	Ideal(°)
1	13	266	G	P-O3'-C3'	5.26	126.01	119.70
26	1H	265	A	N3-C4-N9	-5.26	123.19	127.40
26	1H	2346	A	N9-C1'-C2'	5.26	120.83	114.00
26	14	179	G	C5-C6-O6	-5.26	125.44	128.60
1	13	901	A	C2-N3-C4	-5.26	107.97	110.60
26	1H	126	A	OP2-P-O3'	5.26	116.76	105.20
26	1H	393	C	N1-C2-O2	-5.26	115.75	118.90
26	1H	518	G	N1-C6-O6	-5.26	116.75	119.90
26	1H	1509	C	OP1-P-O3'	5.26	116.77	105.20
26	1H	2052	G	O5'-P-OP1	-5.26	100.97	105.70
26	14	1803	A	O4'-C1'-N9	5.26	112.41	108.20
26	14	2283	C	N3-C2-O2	5.26	125.58	121.90
26	14	2444	G	N1-C6-O6	-5.26	116.75	119.90
26	1H	840	C	C2-N3-C4	-5.25	117.27	119.90
26	1H	1516	U	N3-C2-O2	-5.25	118.52	122.20
26	14	788	A	C8-N9-C4	-5.25	103.70	105.80
22	1K	74	C	C2-N1-C1'	5.25	124.58	118.80
26	1H	107	C	N3-C2-O2	5.25	125.58	121.90
26	1H	1438	U	C5-C6-N1	5.25	125.33	122.70
26	1H	1453	A	N9-C4-C5	-5.25	103.70	105.80
26	1H	1678	G	C8-N9-C4	-5.25	104.30	106.40
1	1G	560	U	C2-N1-C1'	5.25	124.00	117.70
26	14	2454	G	O5'-P-OP1	5.25	117.00	110.70
26	14	2473	U	N3-C2-O2	-5.25	118.52	122.20
1	13	40	C	O5'-P-OP2	-5.25	100.97	105.70
1	13	956	U	C5-C6-N1	5.25	125.33	122.70
26	1H	699	A	C2-N3-C4	5.25	113.23	110.60
26	14	2461	C	C6-N1-C2	5.25	122.40	120.30
26	1H	115	C	C5-C4-N4	-5.25	116.53	120.20
1	1G	865	A	C8-N9-C4	-5.25	103.70	105.80
26	1H	1344	G	N9-C4-C5	-5.25	103.30	105.40
26	1H	1566	A	N9-C4-C5	5.25	107.90	105.80
1	1G	992	U	P-O3'-C3'	5.25	126.00	119.70
26	14	3	U	C2-N1-C1'	5.25	124.00	117.70
26	14	48	G	N1-C6-O6	-5.25	116.75	119.90
30	29	50	GLY	N-CA-C	5.25	126.22	113.10
1	1G	953	G	N3-C4-C5	-5.25	125.98	128.60
1	1G	1322	C	C6-N1-C1'	-5.25	114.51	120.80
26	14	2587	A	C5-C6-N6	-5.25	119.50	123.70
26	1H	189	G	C8-N9-C4	5.24	108.50	106.40
26	1H	216	A	C8-N9-C4	5.24	107.90	105.80
26	1H	1808	U	N3-C4-O4	5.24	123.07	119.40

*Continued on next page...*

*Continued from previous page...*

Mol	Chain	Res	Type	Atoms	Z	Observed(°)	Ideal(°)
26	1H	2708	G	C4-N9-C1'	5.24	133.32	126.50
26	14	1332	G	O4'-C1'-N9	-5.24	104.01	108.20
26	14	1594	G	N7-C8-N9	5.24	115.72	113.10
26	14	2235	G	C8-N9-C1'	-5.24	120.18	127.00
26	14	2259	G	C5-C6-O6	-5.24	125.45	128.60
26	1H	568	U	C5-C6-N1	-5.24	120.08	122.70
26	1H	715	G	N3-C2-N2	5.24	123.57	119.90
26	1H	1157	G	C4-N9-C1'	5.24	133.31	126.50
1	13	437	U	C5-C6-N1	5.24	125.32	122.70
26	1H	447	A	C8-N9-C4	-5.24	103.70	105.80
26	1H	694	U	O5'-P-OP1	5.24	116.99	110.70
26	1H	1192	G	C8-N9-C4	5.24	108.50	106.40
26	14	233	A	C8-N9-C4	5.24	107.90	105.80
26	1H	1603	A	N7-C8-N9	5.24	116.42	113.80
26	1H	1977	A	C2-N3-C4	-5.24	107.98	110.60
26	14	307	G	C5-N7-C8	-5.24	101.68	104.30
26	14	330	A	N9-C4-C5	-5.24	103.70	105.80
26	14	2382	G	N3-C4-N9	5.24	129.14	126.00
26	1H	1246	A	OP1-P-OP2	5.24	127.46	119.60
26	1H	1548	C	C6-N1-C2	-5.24	118.20	120.30
26	1H	1992	G	C6-N1-C2	-5.24	121.96	125.10
26	14	2431	U	N1-C2-O2	-5.24	119.13	122.80
1	13	952	U	O5'-P-OP1	-5.24	100.99	105.70
26	1H	2249	U	C5-C6-N1	5.24	125.32	122.70
26	14	802	A	C5-C6-N1	5.24	120.32	117.70
26	1H	1198	U	N3-C4-C5	5.23	117.74	114.60
26	1H	1888	G	N3-C4-C5	-5.23	125.98	128.60
26	1H	2026	C	OP2-P-O3'	5.23	116.71	105.20
26	1H	2250	G	C4-C5-N7	-5.23	108.71	110.80
26	1H	2434	A	C8-N9-C4	5.23	107.89	105.80
26	1H	2601	C	C6-N1-C2	-5.23	118.21	120.30
26	1H	2620	C	N3-C2-O2	5.23	125.56	121.90
38	88	26	TYR	CA-CB-CG	5.23	123.34	113.40
26	14	34	C	C2-N1-C1'	5.23	124.56	118.80
26	14	510	C	C6-N1-C2	-5.23	118.21	120.30
26	14	1266	G	N7-C8-N9	-5.23	110.48	113.10
26	14	1804	C	C5-C6-N1	5.23	123.62	121.00
26	14	2573	C	C6-N1-C1'	-5.23	114.52	120.80
1	13	520	A	C4-C5-C6	5.23	119.61	117.00
24	3K	76	A	O4'-C1'-N9	5.23	112.39	108.20
26	14	470	A	OP1-P-O3'	5.23	116.71	105.20
26	14	1142	U	N3-C2-O2	-5.23	118.54	122.20

*Continued on next page...*



*Continued from previous page...*

Mol	Chain	Res	Type	Atoms	Z	Observed(°)	Ideal(°)
26	14	2029	G	O5'-P-OP1	-5.23	100.99	105.70
26	1H	333	G	O4'-C1'-N9	-5.23	104.02	108.20
26	1H	1348	G	OP1-P-O3'	5.23	116.70	105.20
26	1H	842	G	N3-C4-C5	5.23	131.21	128.60
1	1G	1243	C	OP1-P-OP2	-5.23	111.76	119.60
26	14	265	A	O4'-C1'-N9	5.23	112.38	108.20
26	14	1698	A	P-O3'-C3'	5.23	125.97	119.70
26	14	2430	A	O5'-P-OP2	5.23	116.97	110.70
26	1H	1707	G	C4-C5-N7	5.23	112.89	110.80
26	14	817	C	C2-N3-C4	5.23	122.51	119.90
1	13	523	A	C4-C5-N7	5.22	113.31	110.70
1	13	529	G	N9-C4-C5	-5.22	103.31	105.40
26	1H	120	U	N3-C4-C5	-5.22	111.47	114.60
26	14	655	A	C2-N3-C4	-5.22	107.99	110.60
26	1H	2031	A	C2-N3-C4	5.22	113.21	110.60
30	29	78	LEU	CA-CB-CG	5.22	127.31	115.30
1	13	1331	G	N7-C8-N9	5.22	115.71	113.10
26	1H	453	C	C6-N1-C1'	5.22	127.06	120.80
26	1H	1325	G	N3-C4-C5	-5.22	125.99	128.60
26	1H	708	C	O5'-P-OP2	-5.22	101.00	105.70
26	1H	1031	G	C6-N1-C2	-5.22	121.97	125.10
26	14	125	G	C6-C5-N7	-5.22	127.27	130.40
26	14	179	G	C8-N9-C4	5.22	108.49	106.40
26	14	859	G	N3-C4-N9	-5.22	122.87	126.00
1	13	1227	A	C4-C5-N7	5.21	113.31	110.70
26	1H	251	A	N1-C6-N6	-5.21	115.47	118.60
26	1H	447	A	N1-C6-N6	-5.21	115.47	118.60
26	1H	577	G	OP1-P-OP2	-5.21	111.78	119.60
26	1H	2508	G	N7-C8-N9	5.21	115.71	113.10
26	1H	2591	C	C5-C4-N4	-5.21	116.55	120.20
26	14	1276	A	C2-N3-C4	-5.21	107.99	110.60
26	14	1574	C	C5-C6-N1	5.21	123.61	121.00
26	1H	766	C	C4-C5-C6	5.21	120.01	117.40
1	13	221	C	C6-N1-C2	-5.21	118.22	120.30
26	1H	250	G	N1-C6-O6	-5.21	116.77	119.90
26	1H	458	G	C8-N9-C1'	5.21	133.78	127.00
26	1H	569	U	C5-C6-N1	-5.21	120.09	122.70
26	1H	840	C	C2-N1-C1'	-5.21	113.07	118.80
26	1H	1967	C	OP2-P-O3'	5.21	116.66	105.20
26	1H	2308	G	C4-C5-N7	5.21	112.89	110.80
26	1H	2335	A	O4'-C1'-N9	5.21	112.37	108.20
26	14	1630(A)	C	N1-C2-O2	-5.21	115.77	118.90

*Continued on next page...*

*Continued from previous page...*

Mol	Chain	Res	Type	Atoms	Z	Observed(°)	Ideal(°)
26	14	2712	U	C2-N3-C4	-5.21	123.87	127.00
1	13	320	C	C6-N1-C2	5.21	122.38	120.30
26	1H	664	C	C5-C6-N1	-5.21	118.39	121.00
26	1H	715	G	N3-C4-N9	5.21	129.12	126.00
26	1H	1606	G	O5'-P-OP2	-5.21	101.01	105.70
26	1H	1616	A	OP1-P-OP2	5.21	127.41	119.60
26	1H	2373	G	C5-C6-O6	-5.21	125.47	128.60
26	1H	2617	C	N3-C2-O2	5.21	125.55	121.90
26	14	2295	C	C2-N1-C1'	5.21	124.53	118.80
26	14	2460	U	O5'-P-OP1	-5.21	101.01	105.70
26	14	2501	C	P-O3'-C3'	5.21	125.95	119.70
26	1H	932	G	C5-C6-O6	5.21	131.72	128.60
26	1H	1248	G	C5-C6-N1	-5.21	108.90	111.50
26	1H	1550	C	N1-C2-O2	-5.21	115.78	118.90
26	1H	2686	G	OP1-P-OP2	5.21	127.41	119.60
1	1G	1227	A	C5-C6-N1	5.21	120.30	117.70
26	14	456	C	N1-C2-O2	-5.21	115.78	118.90
26	14	826	U	N1-C2-N3	5.21	118.02	114.90
26	14	1548	C	OP1-P-O3'	5.21	116.66	105.20
26	14	2445	G	OP2-P-O3'	5.21	116.65	105.20
26	1H	738	G	C5-N7-C8	-5.21	101.70	104.30
26	1H	909	A	N9-C4-C5	5.21	107.88	105.80
26	1H	144	C	C5-C6-N1	-5.20	118.40	121.00
26	1H	2466	C	OP2-P-O3'	5.20	116.65	105.20
26	1H	2616	C	C6-N1-C2	-5.20	118.22	120.30
26	14	90	U	O4'-C1'-N1	5.20	112.36	108.20
26	14	752	A	P-O3'-C3'	5.20	125.94	119.70
26	14	1145	C	C6-N1-C2	-5.20	118.22	120.30
26	14	1930	G	C4-C5-N7	-5.20	108.72	110.80
26	1H	25	U	C5-C4-O4	-5.20	122.78	125.90
26	1H	719	C	C6-N1-C2	-5.20	118.22	120.30
26	1H	1678	G	N3-C2-N2	-5.20	116.26	119.90
26	1H	1829	A	N9-C4-C5	5.20	107.88	105.80
1	1G	1412	C	N1-C2-O2	-5.20	115.78	118.90
26	14	2596	U	OP1-P-OP2	5.20	127.40	119.60
1	13	192	U	O5'-P-OP1	-5.20	101.02	105.70
1	13	901	A	C6-C5-N7	-5.20	128.66	132.30
26	1H	580	C	C4-C5-C6	5.20	120.00	117.40
26	1H	1675	C	N3-C4-N4	-5.20	114.36	118.00
26	1H	2451	A	C4-C5-C6	-5.20	114.40	117.00
1	1G	437	U	N3-C2-O2	-5.20	118.56	122.20
1	1G	450	G	N3-C4-N9	-5.20	122.88	126.00

*Continued on next page...*

*Continued from previous page...*

Mol	Chain	Res	Type	Atoms	Z	Observed(°)	Ideal(°)
1	1G	1449	C	N1-C2-O2	5.20	122.02	118.90
26	14	941	A	C2-N3-C4	5.20	113.20	110.60
26	14	1950	G	C2-N3-C4	5.20	114.50	111.90
26	14	2033	A	C6-N1-C2	-5.20	115.48	118.60
26	14	2584	U	N1-C2-O2	5.20	126.44	122.80
1	13	428	G	C4-N9-C1'	-5.20	119.74	126.50
26	1H	124	G	C5-C6-O6	-5.20	125.48	128.60
26	1H	491	G	C8-N9-C4	5.20	108.48	106.40
26	1H	2366	A	OP2-P-O3'	5.20	116.64	105.20
1	1G	508	C	O5'-P-OP1	-5.20	101.02	105.70
1	1G	1403	C	N3-C4-C5	5.20	123.98	121.90
26	14	139	G	O5'-P-OP2	5.20	116.94	110.70
1	13	104	G	C4-N9-C1'	-5.20	119.74	126.50
1	13	667	G	C8-N9-C4	-5.20	104.32	106.40
26	1H	1565	C	OP2-P-O3'	5.20	116.63	105.20
26	14	1135	C	C6-N1-C1'	-5.20	114.56	120.80
26	1H	1971	A	C2-N3-C4	5.19	113.20	110.60
26	1H	2407	G	O5'-P-OP1	5.19	116.93	110.70
26	14	1926	U	N3-C2-O2	-5.19	118.56	122.20
26	1H	1548	C	OP1-P-O3'	5.19	116.62	105.20
26	1H	2014	A	N1-C6-N6	5.19	121.72	118.60
26	1H	2351	G	N3-C4-C5	-5.19	126.00	128.60
1	1G	1498	U	C2-N1-C1'	5.19	123.93	117.70
26	14	194	G	C2-N3-C4	-5.19	109.30	111.90
26	14	273(F)	C	N3-C2-O2	-5.19	118.27	121.90
26	14	2766	G	C6-C5-N7	-5.19	127.28	130.40
1	13	186	C	C6-N1-C2	-5.19	118.22	120.30
26	1H	594	U	C5-C6-N1	-5.19	120.11	122.70
26	1H	1355	G	N3-C2-N2	5.19	123.53	119.90
26	1H	1804	C	OP1-P-OP2	-5.19	111.81	119.60
26	1H	2085	C	O5'-P-OP2	-5.19	101.03	105.70
26	1H	2621	A	N9-C4-C5	-5.19	103.72	105.80
26	1H	2690	C	C4-C5-C6	5.19	120.00	117.40
26	14	733	G	N1-C2-N2	-5.19	111.53	116.20
26	14	956	G	N1-C6-O6	5.19	123.01	119.90
44	A5	84	ARG	NE-CZ-NH1	-5.19	117.70	120.30
23	2K	62	C	C6-N1-C2	-5.19	118.22	120.30
26	1H	1426	G	C8-N9-C4	-5.19	104.32	106.40
1	13	912	C	N1-C2-O2	-5.19	115.79	118.90
26	1H	691	C	P-O3'-C3'	-5.19	113.48	119.70
26	1H	787	U	N1-C2-O2	-5.19	119.17	122.80
26	1H	790	C	C6-N1-C2	5.19	122.38	120.30

*Continued on next page...*

*Continued from previous page...*

Mol	Chain	Res	Type	Atoms	Z	Observed(°)	Ideal(°)
26	1H	1575	C	N1-C2-O2	5.19	122.01	118.90
26	1H	2543	G	C8-N9-C4	5.19	108.47	106.40
26	1H	2618	G	N3-C4-C5	-5.19	126.01	128.60
26	14	2435	A	N7-C8-N9	5.19	116.39	113.80
26	1H	1777	U	N3-C4-C5	-5.18	111.49	114.60
26	1H	2590	A	N1-C2-N3	5.18	131.89	129.30
1	1G	183	G	N1-C6-O6	5.18	123.01	119.90
26	14	1971	A	OP1-P-O3'	5.18	116.61	105.20
1	13	518	C	N3-C4-N4	5.18	121.63	118.00
26	1H	1767	C	N3-C2-O2	-5.18	118.27	121.90
26	14	2000	G	C8-N9-C4	5.18	108.47	106.40
26	14	1309	G	C5-C6-N1	-5.18	108.91	111.50
1	13	651	C	N3-C2-O2	-5.18	118.27	121.90
1	13	1502	A	N7-C8-N9	5.18	116.39	113.80
26	1H	113	G	N3-C4-C5	5.18	131.19	128.60
26	1H	1948	G	N3-C2-N2	5.18	123.53	119.90
1	1G	328	C	N1-C2-O2	5.18	122.01	118.90
26	14	500	G	C8-N9-C4	5.18	108.47	106.40
26	14	509	C	OP2-P-O3'	5.18	116.60	105.20
26	14	2421	G	OP1-P-O3'	5.18	116.59	105.20
22	1K	76	A	N1-C6-N6	5.18	121.71	118.60
26	1H	227	A	C8-N9-C4	-5.18	103.73	105.80
26	1H	389	G	C8-N9-C1'	-5.18	120.27	127.00
26	1H	780	G	N1-C6-O6	5.18	123.01	119.90
33	51	13	LYS	N-CA-C	5.18	124.98	111.00
26	1H	845	G	C2-N3-C4	-5.18	109.31	111.90
26	1H	954	G	C8-N9-C4	-5.18	104.33	106.40
26	1H	2717	G	OP1-P-OP2	5.18	127.36	119.60
40	A8	101	LEU	CA-CB-CG	5.18	127.21	115.30
1	1G	720	C	C6-N1-C2	-5.18	118.23	120.30
26	14	1616	A	N3-C4-C5	5.18	130.42	126.80
26	14	1893	C	C6-N1-C2	-5.18	118.23	120.30
26	14	2430	A	C8-N9-C1'	5.18	137.02	127.70
26	1H	119	A	C5-C6-N6	5.17	127.84	123.70
26	1H	302	C	N3-C2-O2	-5.17	118.28	121.90
26	1H	430	G	C5-C6-O6	-5.17	125.50	128.60
26	14	1379	A	N1-C6-N6	5.17	121.70	118.60
26	14	2053	G	N9-C4-C5	-5.17	103.33	105.40
26	1H	710	G	N1-C6-O6	5.17	123.00	119.90
26	1H	974	G	OP1-P-OP2	5.17	127.36	119.60
26	1H	1269	A	O5'-P-OP1	-5.17	101.04	105.70
26	1H	205	G	N3-C4-N9	5.17	129.10	126.00

*Continued on next page...*

*Continued from previous page...*

Mol	Chain	Res	Type	Atoms	Z	Observed(°)	Ideal(°)
26	1H	1617	C	O5'-P-OP1	-5.17	101.05	105.70
1	1G	784	C	C6-N1-C2	5.17	122.37	120.30
26	14	1940	U	C4-C5-C6	5.17	122.80	119.70
27	1J	81	G	N1-C6-O6	5.17	123.00	119.90
1	13	1286	A	C8-N9-C4	-5.17	103.73	105.80
26	1H	860	U	C2-N3-C4	-5.17	123.90	127.00
26	1H	729	G	N9-C4-C5	5.17	107.47	105.40
26	1H	1437	C	C2-N1-C1'	5.17	124.49	118.80
26	1H	1636	C	OP1-P-O3'	5.17	116.57	105.20
26	1H	1710	C	O5'-P-OP2	-5.17	101.05	105.70
26	1H	1764	G	N1-C6-O6	-5.17	116.80	119.90
26	1H	1823	G	N1-C2-N3	5.17	127.00	123.90
27	16	81	G	C5-N7-C8	-5.17	101.72	104.30
26	1H	1279	G	C5-C6-O6	5.17	131.70	128.60
26	1H	2073	C	N1-C2-O2	-5.17	115.80	118.90
26	14	2361	A	C2-N3-C4	-5.17	108.02	110.60
26	1H	465	G	OP2-P-O3'	5.17	116.56	105.20
26	1H	502	A	C6-N1-C2	-5.17	115.50	118.60
26	1H	1929	G	C8-N9-C4	5.17	108.47	106.40
26	14	211	A	C8-N9-C4	5.17	107.87	105.80
1	13	104	G	C8-N9-C1'	5.16	133.71	127.00
23	2K	40	C	C5-C6-N1	5.16	123.58	121.00
26	1H	73	A	C5-C6-N6	-5.16	119.57	123.70
26	1H	821	A	OP1-P-OP2	5.16	127.35	119.60
26	1H	2172	U	C2-N1-C1'	5.16	123.90	117.70
26	1H	2665	A	C4-C5-N7	5.16	113.28	110.70
26	1H	2689	U	C2-N1-C1'	-5.16	111.50	117.70
26	14	1021	A	C5-N7-C8	-5.16	101.32	103.90
27	1J	79	C	OP2-P-O3'	5.16	116.56	105.20
26	1H	112	U	N1-C2-N3	-5.16	111.80	114.90
26	14	782	A	N7-C8-N9	5.16	116.38	113.80
26	1H	693	C	OP1-P-OP2	5.16	127.34	119.60
26	1H	770	G	N3-C4-N9	-5.16	122.90	126.00
1	1G	560	U	C3'-C2'-C1'	5.16	105.63	101.50
43	95	35	LEU	CA-CB-CG	5.16	127.17	115.30
1	13	1488	G	N3-C4-N9	5.16	129.09	126.00
23	2K	27	G	C6-C5-N7	-5.16	127.31	130.40
26	1H	2712	U	N3-C2-O2	-5.16	118.59	122.20
1	1G	1535	C	N1-C2-O2	5.16	122.00	118.90
26	14	385	C	N1-C2-O2	5.16	122.00	118.90
26	14	388	G	C8-N9-C1'	5.16	133.71	127.00
26	14	1342	A	N9-C1'-C2'	5.16	120.71	114.00

*Continued on next page...*

*Continued from previous page...*

Mol	Chain	Res	Type	Atoms	Z	Observed(°)	Ideal(°)
26	1H	445	C	OP1-P-O3'	5.16	116.55	105.20
26	1H	1247	A	C6-N1-C2	-5.16	115.51	118.60
1	1G	1181	G	N3-C4-C5	-5.16	126.02	128.60
26	14	1204	A	N3-C4-C5	5.16	130.41	126.80
26	14	1446	C	N1-C2-O2	5.16	121.99	118.90
26	1H	148	C	C4-C5-C6	5.16	119.98	117.40
26	1H	2056	G	O5'-P-OP2	-5.16	101.06	105.70
26	14	760	G	N3-C2-N2	-5.16	116.29	119.90
1	13	288	A	N1-C6-N6	5.15	121.69	118.60
1	13	1301	U	OP1-P-O3'	5.15	116.54	105.20
26	1H	746	A	N9-C4-C5	5.15	107.86	105.80
26	1H	1162	G	N7-C8-N9	5.15	115.68	113.10
26	1H	2428	G	C5-C6-O6	5.15	131.69	128.60
26	14	782	A	C8-N9-C4	-5.15	103.74	105.80
26	14	1506	C	C5-C6-N1	5.15	123.58	121.00
1	13	623	C	C2-N3-C4	5.15	122.48	119.90
26	1H	120	U	O5'-P-OP2	5.15	116.88	110.70
26	1H	1008	C	O5'-P-OP1	-5.15	101.06	105.70
26	1H	1157	G	C6-C5-N7	-5.15	127.31	130.40
26	1H	2287	A	C5-N7-C8	-5.15	101.32	103.90
26	14	692	C	N3-C2-O2	5.15	125.51	121.90
26	14	1938	A	C5-C6-N6	-5.15	119.58	123.70
26	14	2499	C	N3-C2-O2	-5.15	118.29	121.90
26	1H	227	A	N9-C4-C5	5.15	107.86	105.80
26	1H	1888	G	C4-N9-C1'	5.15	133.20	126.50
26	1H	2710	C	C6-N1-C2	5.15	122.36	120.30
26	14	610	C	C5-C6-N1	-5.15	118.42	121.00
26	14	972	G	C8-N9-C4	-5.15	104.34	106.40
26	14	1695	G	C8-N9-C4	-5.15	104.34	106.40
26	14	2056	G	C8-N9-C1'	-5.15	120.31	127.00
26	14	2867	G	N1-C6-O6	-5.15	116.81	119.90
26	1H	1256	G	C4-N9-C1'	5.15	133.19	126.50
1	1G	1285	A	P-O3'-C3'	5.15	125.88	119.70
26	14	1742	C	N1-C2-O2	5.15	121.99	118.90
26	14	2304	G	N3-C4-N9	-5.15	122.91	126.00
1	13	50	A	C2-N3-C4	5.15	113.17	110.60
1	13	1518	A	C5-N7-C8	5.15	106.47	103.90
26	1H	1603	A	N9-C4-C5	5.15	107.86	105.80
26	1H	2538	C	C6-N1-C2	5.15	122.36	120.30
26	14	197	A	N1-C2-N3	5.15	131.87	129.30
26	14	1142(A)	A	O4'-C1'-N9	-5.15	104.08	108.20
26	1H	298	G	C5-C6-O6	-5.15	125.51	128.60

*Continued on next page...*

*Continued from previous page...*

Mol	Chain	Res	Type	Atoms	Z	Observed(°)	Ideal(°)
26	1H	1430	C	N3-C4-C5	-5.15	119.84	121.90
26	1H	2052	G	OP2-P-O3'	5.15	116.52	105.20
26	1H	2446	G	C5-C6-O6	-5.15	125.51	128.60
1	1G	288	A	N1-C6-N6	5.15	121.69	118.60
26	1H	335	C	C5-C6-N1	5.14	123.57	121.00
26	1H	2070	G	C8-N9-C4	5.14	108.46	106.40
26	1H	2602	A	C2-N3-C4	5.14	113.17	110.60
27	16	19	G	N3-C4-C5	5.14	131.17	128.60
26	14	808	G	N1-C2-N2	-5.14	111.57	116.20
26	14	1332	G	OP1-P-O3'	5.14	116.52	105.20
2	1E	158	LEU	CA-CB-CG	5.14	127.13	115.30
23	2K	31	G	O5'-P-OP2	5.14	116.87	110.70
26	1H	250	G	N7-C8-N9	5.14	115.67	113.10
26	1H	517	C	N3-C4-N4	5.14	121.60	118.00
26	1H	1790	C	C5-C4-N4	-5.14	116.60	120.20
26	14	515	A	C8-N9-C4	-5.14	103.74	105.80
1	13	47	C	C4-C5-C6	5.14	119.97	117.40
1	13	518	C	C6-N1-C2	5.14	122.36	120.30
1	13	1192	C	C2-N1-C1'	5.14	124.45	118.80
26	1H	1128	A	C5-C6-N6	-5.14	119.59	123.70
26	1H	2473	U	N1-C2-O2	5.14	126.40	122.80
26	1H	2518	A	O5'-P-OP2	5.14	116.87	110.70
1	1G	1533	C	P-O3'-C3'	5.14	125.87	119.70
26	1H	272	G	C8-N9-C4	5.14	108.45	106.40
26	1H	576	U	OP1-P-OP2	5.14	127.31	119.60
26	1H	2019	A	C5-C6-N6	-5.14	119.59	123.70
1	13	865	A	N7-C8-N9	5.14	116.37	113.80
1	13	910	C	C2-N3-C4	-5.14	117.33	119.90
26	1H	965	C	C6-N1-C2	-5.14	118.25	120.30
26	14	256	A	C2-N3-C4	-5.14	108.03	110.60
26	14	1032	A	C8-N9-C4	5.14	107.86	105.80
27	1J	103	U	O5'-P-OP2	-5.14	101.08	105.70
1	13	910	C	C5-C6-N1	-5.13	118.43	121.00
26	1H	916	G	N7-C8-N9	5.13	115.67	113.10
26	1H	1992	G	C8-N9-C4	-5.13	104.35	106.40
27	16	53	A	C8-N9-C4	-5.13	103.75	105.80
37	78	65	ARG	NE-CZ-NH2	-5.13	117.73	120.30
26	14	575	A	N9-C4-C5	-5.13	103.75	105.80
26	14	1386	C	C5-C6-N1	5.13	123.57	121.00
26	14	2432	A	C5-C6-N6	-5.13	119.59	123.70
1	13	509	A	C2-N3-C4	5.13	113.17	110.60
26	1H	974(A)	C	C2-N1-C1'	5.13	124.45	118.80

*Continued on next page...*

*Continued from previous page...*

Mol	Chain	Res	Type	Atoms	Z	Observed(°)	Ideal(°)
26	1H	1258	C	C5-C6-N1	-5.13	118.43	121.00
26	1H	1665	A	OP1-P-O3'	5.13	116.49	105.20
50	G5	33	MET	CB-CG-SD	-5.13	97.00	112.40
26	1H	1022	G	C8-N9-C4	-5.13	104.35	106.40
26	1H	1681	G	N3-C4-C5	5.13	131.17	128.60
26	1H	1901	A	C8-N9-C4	-5.13	103.75	105.80
26	1H	2665	A	N1-C2-N3	5.13	131.87	129.30
1	1G	73	G	C5-C6-N1	-5.13	108.94	111.50
26	14	1984	G	N9-C4-C5	-5.13	103.35	105.40
26	1H	736	C	N3-C2-O2	5.13	125.49	121.90
27	1J	117	G	N3-C4-N9	-5.13	122.92	126.00
1	13	576	G	C6-C5-N7	-5.13	127.32	130.40
26	1H	983	A	N7-C8-N9	-5.13	111.23	113.80
26	1H	1516	U	OP1-P-O3'	5.13	116.48	105.20
26	1H	1699	G	O4'-C1'-N9	5.13	112.30	108.20
26	1H	2418	A	N1-C2-N3	-5.13	126.74	129.30
26	1H	2875	C	O5'-P-OP1	-5.13	101.08	105.70
26	14	1661	G	O5'-P-OP2	-5.13	101.08	105.70
1	13	830	G	N3-C4-C5	5.13	131.16	128.60
26	1H	424	G	N3-C2-N2	-5.13	116.31	119.90
26	14	270(O)	U	N1-C2-O2	5.13	126.39	122.80
26	1H	259	G	C4-C5-N7	5.12	112.85	110.80
26	14	1249	U	C5-C6-N1	-5.12	120.14	122.70
26	1H	1389	G	OP1-P-O3'	5.12	116.47	105.20
1	13	1488	G	C5-C6-O6	-5.12	125.53	128.60
26	1H	599	G	N3-C2-N2	5.12	123.49	119.90
26	1H	647	G	C8-N9-C4	-5.12	104.35	106.40
26	1H	648	G	N3-C4-N9	-5.12	122.93	126.00
26	1H	1808	U	C5-C4-O4	-5.12	122.83	125.90
26	1H	2712	U	N1-C2-N3	5.12	117.97	114.90
26	14	945	A	N7-C8-N9	5.12	116.36	113.80
26	14	1647	G	O5'-P-OP2	5.12	116.85	110.70
26	14	2270	G	N1-C6-O6	-5.12	116.83	119.90
26	14	2688	U	C4-C5-C6	5.12	122.77	119.70
26	14	74	A	C5-N7-C8	-5.12	101.34	103.90
26	14	620	G	C8-N9-C4	-5.12	104.35	106.40
26	14	642	G	N7-C8-N9	5.12	115.66	113.10
26	1H	1381	G	OP1-P-OP2	-5.12	111.92	119.60
26	14	183	C	OP2-P-O3'	5.12	116.46	105.20
26	14	2580	U	O5'-P-OP2	5.12	116.84	110.70
26	14	2265	U	N3-C4-O4	5.12	122.98	119.40
26	14	2685	G	OP1-P-O3'	5.12	116.46	105.20

*Continued on next page...*



*Continued from previous page...*

Mol	Chain	Res	Type	Atoms	Z	Observed(°)	Ideal(°)
27	16	100	G	N1-C2-N2	-5.12	111.60	116.20
26	14	798	G	N1-C6-O6	-5.12	116.83	119.90
26	14	1348	G	C5-C6-O6	-5.12	125.53	128.60
26	14	1698	A	C4-N9-C1'	5.12	135.51	126.30
26	14	2239	G	C8-N9-C4	5.12	108.45	106.40
26	14	2527	C	C6-N1-C2	-5.12	118.25	120.30
26	14	2542	A	O5'-P-OP2	-5.12	101.09	105.70
26	1H	198	C	C5-C4-N4	-5.11	116.62	120.20
26	1H	664	C	OP1-P-OP2	5.11	127.27	119.60
26	1H	1256	G	C8-N9-C1'	-5.11	120.35	127.00
26	1H	1379	A	N9-C1'-C2'	5.11	120.65	114.00
1	1G	925	G	N9-C4-C5	-5.11	103.36	105.40
26	14	248	G	C6-N1-C2	-5.11	122.03	125.10
26	14	1249	U	C6-N1-C2	5.11	124.07	121.00
26	14	2448	A	C5-C6-N6	-5.11	119.61	123.70
1	13	1362(A)	C	C6-N1-C2	5.11	122.34	120.30
1	13	1406	U	OP2-P-O3'	5.11	116.44	105.20
26	1H	256	A	N9-C4-C5	-5.11	103.76	105.80
26	1H	575	A	N9-C4-C5	-5.11	103.76	105.80
26	1H	667	U	OP2-P-O3'	5.11	116.44	105.20
26	1H	681	G	N3-C4-N9	5.11	129.07	126.00
26	1H	2428	G	N1-C6-O6	-5.11	116.83	119.90
26	1H	2618	G	C4-C5-N7	-5.11	108.76	110.80
26	14	847	U	C2-N1-C1'	-5.11	111.57	117.70
26	14	2729	G	C4-C5-N7	5.11	112.84	110.80
26	1H	733	G	N3-C2-N2	5.11	123.48	119.90
26	14	1128	A	C5-C6-N1	5.11	120.25	117.70
26	1H	1476	C	C5-C6-N1	5.11	123.55	121.00
26	1H	2823	A	O5'-P-OP1	-5.11	101.10	105.70
43	D8	95	LEU	CA-CB-CG	5.11	127.05	115.30
26	14	922	U	OP1-P-O3'	5.11	116.44	105.20
26	14	2069	G	O5'-P-OP1	-5.11	101.10	105.70
1	13	1504	G	C8-N9-C4	5.11	108.44	106.40
23	2K	9	G	C2-N3-C4	5.11	114.45	111.90
26	1H	68	G	N9-C4-C5	5.11	107.44	105.40
26	1H	2487	G	C5-C6-O6	-5.11	125.54	128.60
26	1H	2520	C	N3-C2-O2	-5.11	118.33	121.90
26	14	252	G	C5-N7-C8	5.11	106.85	104.30
26	1H	105	C	N3-C2-O2	-5.10	118.33	121.90
26	1H	2500	U	N3-C2-O2	-5.10	118.63	122.20
26	14	1999	C	OP2-P-O3'	5.10	116.43	105.20
26	14	2378	A	N9-C4-C5	-5.10	103.76	105.80

*Continued on next page...*

*Continued from previous page...*

Mol	Chain	Res	Type	Atoms	Z	Observed(°)	Ideal(°)
1	13	422	C	C2-N3-C4	5.10	122.45	119.90
26	1H	858	U	OP2-P-O3'	5.10	116.42	105.20
26	1H	939	G	C5-C6-O6	5.10	131.66	128.60
26	1H	1445	C	N1-C2-O2	5.10	121.96	118.90
26	1H	1517	G	OP1-P-O3'	5.10	116.42	105.20
26	14	51	G	O5'-P-OP2	-5.10	101.11	105.70
26	14	2008	C	N1-C2-O2	-5.10	115.84	118.90
26	1H	865	C	N1-C2-N3	-5.10	115.63	119.20
26	14	2051	A	C5-N7-C8	-5.10	101.35	103.90
26	14	2430	A	N1-C2-N3	5.10	131.85	129.30
27	1J	81	G	N9-C4-C5	-5.10	103.36	105.40
26	1H	141(A)	C	N3-C4-N4	5.10	121.57	118.00
26	1H	2311	A	O4'-C1'-N9	5.10	112.28	108.20
26	14	1776	G	N3-C4-N9	5.10	129.06	126.00
1	13	497	U	N1-C2-O2	5.10	126.37	122.80
26	14	866	A	O4'-C1'-N9	-5.10	104.12	108.20
26	14	2084	C	N1-C2-O2	-5.10	115.84	118.90
26	1H	1239	G	OP2-P-O3'	5.10	116.41	105.20
26	1H	2231	C	O5'-P-OP1	5.10	116.82	110.70
26	14	932	G	N3-C4-N9	-5.10	122.94	126.00
26	1H	563	G	OP2-P-O3'	5.09	116.41	105.20
26	1H	802	A	C5-N7-C8	-5.09	101.35	103.90
26	1H	1559	G	C2-N3-C4	-5.09	109.35	111.90
26	14	791	C	P-O3'-C3'	5.09	125.81	119.70
26	14	2427	C	OP2-P-O3'	5.09	116.41	105.20
1	13	1301	U	N3-C4-O4	5.09	122.97	119.40
24	3K	71	C	O4'-C1'-N1	5.09	112.27	108.20
26	1H	410	G	O5'-P-OP2	5.09	116.81	110.70
26	1H	450	G	N7-C8-N9	5.09	115.65	113.10
26	1H	2708	G	N3-C4-N9	5.09	129.06	126.00
26	14	1286	A	N9-C4-C5	5.09	107.84	105.80
1	13	736	C	N3-C2-O2	-5.09	118.34	121.90
26	1H	430	G	C6-C5-N7	-5.09	127.35	130.40
26	1H	840	C	C5-C6-N1	-5.09	118.45	121.00
26	1H	974	G	N1-C6-O6	5.09	122.95	119.90
26	1H	2603	G	O5'-P-OP1	-5.09	101.12	105.70
26	1H	2766	G	C8-N9-C1'	-5.09	120.38	127.00
26	14	733	G	N3-C2-N2	5.09	123.46	119.90
26	1H	651	G	N3-C4-C5	-5.09	126.06	128.60
26	1H	2655	G	C8-N9-C1'	5.09	133.61	127.00
37	78	71	VAL	C-N-CD	5.09	139.09	128.40
26	14	1558	A	C2-N3-C4	-5.09	108.06	110.60

*Continued on next page...*

*Continued from previous page...*

Mol	Chain	Res	Type	Atoms	Z	Observed(°)	Ideal(°)
1	13	238	G	N7-C8-N9	-5.09	110.56	113.10
1	13	901	A	C4-C5-N7	5.09	113.24	110.70
1	13	1412	C	N3-C4-C5	5.09	123.94	121.90
26	1H	79	G	C8-N9-C4	-5.09	104.36	106.40
26	1H	275	G	C8-N9-C4	5.09	108.43	106.40
26	1H	731	C	OP1-P-O3'	5.09	116.39	105.20
26	1H	1834	U	C6-N1-C2	-5.09	117.95	121.00
26	1H	2490	G	C8-N9-C1'	-5.09	120.39	127.00
1	1G	769	G	C4-N9-C1'	5.09	133.11	126.50
26	14	1328	G	N3-C2-N2	5.09	123.46	119.90
26	14	1961	C	C2-N1-C1'	-5.09	113.20	118.80
26	1H	397	G	N3-C4-C5	5.08	131.14	128.60
1	13	905	U	N3-C4-C5	5.08	117.65	114.60
26	1H	686	G	N9-C4-C5	-5.08	103.37	105.40
26	1H	1899	G	C8-N9-C1'	5.08	133.61	127.00
26	1H	2084	C	C4-C5-C6	5.08	119.94	117.40
26	1H	2362	G	C8-N9-C4	5.08	108.43	106.40
28	71	68	LEU	CA-CB-CG	5.08	126.99	115.30
50	G5	16	LEU	N-CA-C	-5.08	97.27	111.00
26	1H	259	G	C8-N9-C4	5.08	108.43	106.40
26	1H	847	U	N1-C2-N3	5.08	117.95	114.90
26	1H	2250	G	C6-C5-N7	5.08	133.45	130.40
26	14	249	C	N1-C1'-C2'	5.08	120.61	114.00
26	14	876	C	N3-C2-O2	-5.08	118.34	121.90
26	14	917	A	C2-N3-C4	5.08	113.14	110.60
23	2K	28	U	OP2-P-O3'	5.08	116.38	105.20
26	1H	2199	A	N3-C4-C5	-5.08	123.24	126.80
26	14	1650	G	C8-N9-C4	-5.08	104.37	106.40
26	14	2299	G	C5-C6-O6	-5.08	125.55	128.60
26	1H	916	G	C8-N9-C4	-5.08	104.37	106.40
26	1H	1325	G	C5-C6-O6	-5.08	125.55	128.60
26	14	116	C	OP2-P-O3'	5.08	116.37	105.20
26	14	213	A	C8-N9-C4	5.08	107.83	105.80
26	14	1827	C	OP1-P-O3'	5.08	116.37	105.20
26	14	2076	U	N1-C2-O2	-5.08	119.24	122.80
26	1H	66	C	C6-N1-C2	-5.08	118.27	120.30
26	14	729	G	OP2-P-O3'	5.08	116.37	105.20
26	1H	1306	C	C2-N1-C1'	-5.08	113.22	118.80
26	1H	1400	G	C8-N9-C4	-5.08	104.37	106.40
26	1H	1658	C	C6-N1-C2	-5.08	118.27	120.30
26	14	736	C	N3-C2-O2	5.08	125.45	121.90
1	13	813	U	N3-C4-C5	5.07	117.64	114.60

*Continued on next page...*

*Continued from previous page...*

Mol	Chain	Res	Type	Atoms	Z	Observed(°)	Ideal(°)
22	1K	76	A	C4-C5-N7	5.07	113.24	110.70
26	1H	533	G	N1-C2-N2	-5.07	111.63	116.20
26	1H	987	G	OP1-P-O3'	5.07	116.36	105.20
26	1H	1301	A	O4'-C1'-N9	5.07	112.26	108.20
26	1H	1425	G	OP1-P-O3'	5.07	116.36	105.20
26	1H	2379	G	N3-C4-N9	5.07	129.04	126.00
26	1H	2558	C	C2-N3-C4	-5.07	117.36	119.90
1	13	22	G	N3-C2-N2	-5.07	116.35	119.90
26	1H	655	A	C5-N7-C8	-5.07	101.36	103.90
26	14	670	A	N9-C4-C5	-5.07	103.77	105.80
26	14	1029	A	O5'-P-OP2	-5.07	101.14	105.70
26	1H	432	A	C5-C6-N6	-5.07	119.64	123.70
26	1H	529	A	N7-C8-N9	5.07	116.33	113.80
26	1H	632	A	OP1-P-OP2	-5.07	112.00	119.60
26	1H	803	U	OP2-P-O3'	5.07	116.36	105.20
26	1H	1266	G	N9-C4-C5	-5.07	103.37	105.40
26	1H	1649	G	C8-N9-C1'	-5.07	120.41	127.00
1	1G	377	G	N3-C4-N9	5.07	129.04	126.00
26	14	581	C	C6-N1-C2	-5.07	118.27	120.30
26	14	1138	G	C4-C5-N7	5.07	112.83	110.80
26	14	1394	U	N1-C2-O2	5.07	126.35	122.80
26	14	2376	A	N1-C6-N6	5.07	121.64	118.60
26	14	2466	C	OP2-P-O3'	5.07	116.36	105.20
31	39	123	LEU	CA-CB-CG	5.07	126.96	115.30
23	2K	77	A	C5-C6-N6	-5.07	119.64	123.70
26	1H	2360	A	C2-N3-C4	-5.07	108.06	110.60
40	65	101	LEU	CA-CB-CG	5.07	126.96	115.30
1	13	575	G	O4'-C1'-N9	-5.07	104.15	108.20
26	1H	77	C	C5-C4-N4	-5.07	116.65	120.20
26	1H	735	A	C2-N3-C4	-5.07	108.07	110.60
26	1H	2373	G	C6-C5-N7	-5.07	127.36	130.40
26	1H	2828	C	C6-N1-C2	5.07	122.33	120.30
1	1G	967	C	C2-N1-C1'	5.07	124.38	118.80
26	14	208	C	N3-C4-C5	5.07	123.93	121.90
26	14	855	G	N7-C8-N9	5.07	115.63	113.10
26	14	864	G	OP1-P-OP2	-5.07	112.00	119.60
26	14	1698	A	N7-C8-N9	5.07	116.33	113.80
26	14	2299	G	N1-C6-O6	5.07	122.94	119.90
26	14	2329	G	N1-C2-N2	-5.07	111.64	116.20
26	14	2707	G	N1-C6-O6	-5.07	116.86	119.90
26	1H	878	A	O4'-C1'-N9	5.07	112.25	108.20
26	1H	1306	C	O5'-P-OP2	5.07	116.78	110.70

*Continued on next page...*

*Continued from previous page...*

Mol	Chain	Res	Type	Atoms	Z	Observed(°)	Ideal(°)
26	1H	2199	A	N1-C6-N6	-5.07	115.56	118.60
27	16	42	C	N1-C2-O2	-5.07	115.86	118.90
26	14	1355	G	N3-C4-N9	5.07	129.04	126.00
26	14	2244	U	C4-C5-C6	5.07	122.74	119.70
1	13	1409	C	N3-C4-N4	-5.06	114.45	118.00
23	2K	5	G	N3-C4-C5	5.06	131.13	128.60
26	1H	2822	G	C6-C5-N7	-5.06	127.36	130.40
26	14	493	G	N1-C6-O6	5.06	122.94	119.90
23	2K	27	G	C4-C5-N7	5.06	112.83	110.80
24	3K	4	U	C5-C6-N1	5.06	125.23	122.70
26	1H	132	G	O5'-P-OP1	-5.06	101.14	105.70
26	1H	1408	C	N3-C4-N4	5.06	121.54	118.00
26	1H	1564	C	C6-N1-C2	-5.06	118.28	120.30
26	1H	2166	G	O4'-C1'-N9	5.06	112.25	108.20
27	16	105	G	N1-C6-O6	5.06	122.94	119.90
26	14	738	G	C4-N9-C1'	5.06	133.08	126.50
26	14	1374	G	C6-C5-N7	-5.06	127.36	130.40
26	14	1912	A	O5'-P-OP2	5.06	116.77	110.70
26	1H	1246	A	N1-C2-N3	5.06	131.83	129.30
26	1H	1293	C	OP1-P-OP2	-5.06	112.01	119.60
26	1H	1362	C	O5'-P-OP2	-5.06	101.14	105.70
26	14	307	G	N9-C4-C5	-5.06	103.38	105.40
26	14	2581	G	O4'-C1'-N9	5.06	112.25	108.20
1	13	690	G	C4-C5-C6	5.06	121.84	118.80
26	1H	209	C	N3-C4-C5	5.06	123.92	121.90
26	1H	773	U	C5-C6-N1	-5.06	120.17	122.70
26	1H	774	A	C8-N9-C1'	5.06	136.81	127.70
26	1H	2777	G	O4'-C1'-N9	-5.06	104.15	108.20
26	14	1933	G	N9-C4-C5	-5.06	103.38	105.40
26	14	2822	G	C5-C6-O6	-5.06	125.56	128.60
1	13	1305	G	C5-C6-N1	-5.06	108.97	111.50
23	2K	38	A	OP2-P-O3'	5.06	116.33	105.20
26	1H	864	G	C5-C6-N1	5.06	114.03	111.50
26	1H	1555	G	C8-N9-C1'	-5.06	120.43	127.00
26	1H	2066	C	C5-C6-N1	5.06	123.53	121.00
1	1G	266	G	O4'-C1'-N9	-5.06	104.15	108.20
26	14	826	U	N1-C2-O2	-5.06	119.26	122.80
26	14	1348	G	N1-C6-O6	5.06	122.94	119.90
1	13	886	G	C4-N9-C1'	5.06	133.07	126.50
26	1H	2391	G	O5'-P-OP1	-5.06	101.15	105.70
1	1G	33	A	C8-N9-C4	-5.06	103.78	105.80
26	14	491	G	C5-C6-O6	5.06	131.63	128.60

*Continued on next page...*

Continued from previous page...

Mol	Chain	Res	Type	Atoms	Z	Observed(°)	Ideal(°)
26	14	1087	G	C4-N9-C1'	5.06	133.07	126.50
26	14	2439	A	C5-C6-N6	-5.06	119.66	123.70
26	14	2449	U	N3-C4-O4	5.06	122.94	119.40
26	1H	1402	C	O5'-P-OP1	-5.05	101.15	105.70
26	1H	1501	C	O5'-P-OP1	-5.05	101.15	105.70
26	1H	2716	U	O5'-P-OP2	-5.05	101.15	105.70
1	1G	550	G	C8-N9-C4	-5.05	104.38	106.40
1	1G	701	C	N3-C2-O2	-5.05	118.36	121.90
26	14	1933	G	C4-C5-N7	5.05	112.82	110.80
27	1J	55	U	N3-C4-C5	-5.05	111.57	114.60
1	13	63	C	C6-N1-C2	-5.05	118.28	120.30
1	13	569	C	C2-N1-C1'	-5.05	113.24	118.80
26	1H	49	A	C2-N3-C4	5.05	113.13	110.60
26	1H	218	A	C8-N9-C4	-5.05	103.78	105.80
26	1H	1254	A	O5'-P-OP1	-5.05	101.15	105.70
1	1G	360	A	N9-C4-C5	-5.05	103.78	105.80
26	14	128	C	C2'-C3'-O3'	5.05	121.78	113.70
26	14	141	A	O4'-C1'-N9	5.05	112.24	108.20
26	1H	130	C	C6-N1-C1'	-5.05	114.74	120.80
26	1H	141	A	O4'-C1'-N9	5.05	112.24	108.20
26	1H	783	A	C4-N9-C1'	5.05	135.39	126.30
26	1H	1648	C	C6-N1-C1'	5.05	126.86	120.80
26	1H	1842	G	O5'-P-OP2	-5.05	101.16	105.70
1	1G	1139	G	C4-N9-C1'	-5.05	119.94	126.50
26	14	270(K)	C	C5-C6-N1	5.05	123.53	121.00
26	1H	2048	G	N1-C2-N2	5.05	120.74	116.20
26	14	1276	A	C8-N9-C4	5.05	107.82	105.80
26	1H	472	A	N1-C2-N3	5.05	131.82	129.30
26	1H	741	G	O5'-P-OP2	-5.05	101.16	105.70
26	1H	807	U	C5-C4-O4	-5.05	122.87	125.90
26	1H	1634	A	OP1-P-OP2	5.05	127.17	119.60
26	1H	2296	U	N3-C4-O4	5.05	122.93	119.40
26	1H	2387	U	C5-C6-N1	-5.05	120.18	122.70
26	1H	1445	C	C6-N1-C2	-5.04	118.28	120.30
26	14	1119	C	C2-N1-C1'	-5.04	113.25	118.80
27	1J	89(A)	A	C8-N9-C4	-5.04	103.78	105.80
26	1H	214	G	N7-C8-N9	5.04	115.62	113.10
26	1H	786	C	N3-C4-N4	-5.04	114.47	118.00
26	14	697	C	O5'-P-OP1	-5.04	101.16	105.70
26	1H	80	G	C4-C5-N7	-5.04	108.78	110.80
26	1H	201	C	O5'-P-OP2	-5.04	101.16	105.70
26	1H	1395	A	C4-N9-C1'	-5.04	117.22	126.30

Continued on next page...

*Continued from previous page...*

Mol	Chain	Res	Type	Atoms	Z	Observed(°)	Ideal(°)
26	1H	1800	C	OP1-P-O3'	5.04	116.29	105.20
38	88	17	LEU	CA-CB-CG	-5.04	103.71	115.30
26	14	1407	C	C5-C4-N4	-5.04	116.67	120.20
26	1H	898	C	N1-C2-O2	5.04	121.92	118.90
26	1H	2199	A	N7-C8-N9	5.04	116.32	113.80
26	1H	2438	U	N3-C2-O2	-5.04	118.67	122.20
26	1H	141(A)	C	C5-C4-N4	-5.04	116.67	120.20
26	1H	142	G	C5-C6-O6	-5.04	125.58	128.60
26	1H	1899	G	O3'-P-O5'	-5.04	94.43	104.00
37	78	61	ARG	NE-CZ-NH2	-5.04	117.78	120.30
26	14	613	U	C2-N1-C1'	5.04	123.75	117.70
26	14	676	A	N3-C4-C5	5.04	130.33	126.80
26	14	784	A	P-O3'-C3'	5.04	125.75	119.70
26	14	1463	C	C6-N1-C2	-5.04	118.28	120.30
26	14	2433	A	C4-C5-C6	5.04	119.52	117.00
26	1H	2267	A	OP1-P-O3'	5.04	116.28	105.20
26	14	2873	A	C5-C6-N6	-5.04	119.67	123.70
1	13	752	G	C5-C6-O6	-5.04	125.58	128.60
1	13	943	U	O5'-P-OP1	-5.04	101.17	105.70
26	1H	1238	G	N1-C6-O6	-5.04	116.88	119.90
26	1H	1349	A	C2-N3-C4	-5.04	108.08	110.60
26	1H	1564	C	C5-C4-N4	5.04	123.72	120.20
26	1H	1899	G	N1-C2-N2	5.04	120.73	116.20
1	1G	1472	U	C5-C6-N1	-5.04	120.18	122.70
1	13	924	C	C6-N1-C2	-5.03	118.29	120.30
26	1H	663	G	C4-N9-C1'	5.03	133.04	126.50
26	1H	1914	C	C6-N1-C2	-5.03	118.29	120.30
26	1H	2457	U	N3-C2-O2	5.03	125.72	122.20
26	1H	2554	U	N3-C4-O4	5.03	122.92	119.40
26	14	1142	U	C5-C6-N1	5.03	125.22	122.70
26	14	1779	U	O4'-C1'-N1	5.03	112.23	108.20
26	14	2429	G	O5'-P-OP1	5.03	116.74	110.70
27	1J	81	G	C6-C5-N7	-5.03	127.38	130.40
39	55	75	LEU	CA-CB-CG	5.03	126.88	115.30
26	1H	1544	C	N3-C4-C5	5.03	123.91	121.90
56	1L	69	A	OP1-P-O3'	5.03	116.27	105.20
26	14	2272	U	N1-C2-O2	5.03	126.32	122.80
1	13	895	G	N9-C4-C5	5.03	107.41	105.40
26	1H	817	C	C6-N1-C2	-5.03	118.29	120.30
26	1H	1443	G	C5-C6-N1	-5.03	108.98	111.50
26	1H	2069	G	OP2-P-O3'	5.03	116.27	105.20
26	1H	2251	G	O5'-P-OP1	-5.03	101.17	105.70

*Continued on next page...*

*Continued from previous page...*

Mol	Chain	Res	Type	Atoms	Z	Observed(°)	Ideal(°)
1	1G	1467	G	O5'-P-OP2	-5.03	101.17	105.70
26	14	909	A	OP2-P-O3'	5.03	116.27	105.20
26	14	2547	U	C5-C6-N1	-5.03	120.19	122.70
26	1H	632	A	O5'-P-OP2	5.03	116.73	110.70
26	14	1128	A	OP2-P-O3'	5.03	116.26	105.20
26	14	2859	G	P-O3'-C3'	5.03	125.73	119.70
1	13	1437	C	C5-C4-N4	-5.03	116.68	120.20
26	1H	620	G	O5'-P-OP2	-5.03	101.17	105.70
26	1H	1800	C	O5'-P-OP2	5.03	116.73	110.70
26	14	775	G	O4'-C1'-N9	5.03	112.22	108.20
26	14	1377	G	C8-N9-C4	-5.03	104.39	106.40
1	13	110	C	C5-C6-N1	-5.03	118.49	121.00
1	13	771	G	N3-C2-N2	-5.03	116.38	119.90
26	1H	592	G	OP2-P-O3'	5.03	116.26	105.20
26	1H	1200	C	OP1-P-OP2	-5.03	112.06	119.60
26	1H	2439	A	C6-C5-N7	-5.03	128.78	132.30
26	14	2779	U	C5-C4-O4	5.03	128.92	125.90
26	1H	194	G	C8-N9-C4	5.02	108.41	106.40
26	1H	1807	G	N9-C4-C5	-5.02	103.39	105.40
26	14	382	G	OP1-P-O3'	5.02	116.25	105.20
26	14	2559	C	O5'-P-OP1	-5.02	101.18	105.70
26	1H	474	G	N9-C4-C5	5.02	107.41	105.40
26	1H	776	G	C4-C5-N7	-5.02	108.79	110.80
26	1H	808	G	OP1-P-OP2	5.02	127.13	119.60
26	1H	2254	C	C5-C4-N4	5.02	123.72	120.20
27	16	16	G	N1-C6-O6	5.02	122.91	119.90
26	14	1313	U	C6-N1-C2	-5.02	117.99	121.00
26	14	1496	A	O4'-C1'-N9	5.02	112.22	108.20
26	1H	1368	G	N3-C4-N9	5.02	129.01	126.00
1	1G	534	U	OP2-P-O3'	5.02	116.25	105.20
26	1H	1210	A	P-O3'-C3'	5.02	125.72	119.70
26	1H	2129	C	C6-N1-C2	-5.02	118.29	120.30
26	1H	2690	C	N3-C4-C5	-5.02	119.89	121.90
26	1H	2856	C	C2-N1-C1'	5.02	124.32	118.80
1	1G	312	C	C6-N1-C2	-5.02	118.29	120.30
26	14	804	A	OP1-P-O3'	5.02	116.24	105.20
26	14	1374	G	N1-C6-O6	5.02	122.91	119.90
26	1H	1403	C	N3-C4-N4	-5.02	114.49	118.00
26	14	3	U	N1-C2-O2	5.02	126.31	122.80
26	14	566	U	C5-C4-O4	-5.02	122.89	125.90
26	14	1801	G	O5'-P-OP1	-5.02	101.18	105.70
26	14	2057	A	C8-N9-C4	5.02	107.81	105.80

*Continued on next page...*



*Continued from previous page...*

Mol	Chain	Res	Type	Atoms	Z	Observed(°)	Ideal(°)
26	1H	322	A	OP2-P-O3'	5.02	116.24	105.20
26	14	932	G	N3-C4-C5	5.02	131.11	128.60
26	14	2023	G	C5-N7-C8	-5.02	101.79	104.30
26	14	2035	G	O4'-C1'-N9	5.02	112.21	108.20
26	14	2331	G	N9-C4-C5	-5.02	103.39	105.40
1	13	789	U	C4-C5-C6	5.01	122.71	119.70
26	1H	250	G	C5-C6-O6	5.01	131.61	128.60
26	1H	1274	A	C6-C5-N7	-5.01	128.79	132.30
26	1H	1602	U	O5'-P-OP1	-5.01	101.19	105.70
26	1H	1955	U	C5-C6-N1	-5.01	120.19	122.70
1	1G	1128	C	N3-C4-C5	-5.01	119.89	121.90
1	1G	1200	C	C2-N1-C1'	5.01	124.31	118.80
26	14	2265	U	O5'-P-OP1	-5.01	101.19	105.70
26	14	2402	C	C6-N1-C2	-5.01	118.29	120.30
26	14	1313	U	C2-N1-C1'	5.01	123.72	117.70
26	14	1786	A	N3-C4-N9	-5.01	123.39	127.40
1	13	1069	C	C6-N1-C2	-5.01	118.30	120.30
26	1H	472	A	N9-C4-C5	5.01	107.80	105.80
26	1H	580	C	N3-C2-O2	-5.01	118.39	121.90
26	1H	762	U	OP1-P-O3'	5.01	116.23	105.20
26	1H	1640	C	O5'-P-OP1	5.01	116.71	110.70
26	1H	1810	A	C8-N9-C4	-5.01	103.80	105.80
26	1H	2710	C	C5-C6-N1	-5.01	118.49	121.00
1	1G	354	G	C6-C5-N7	-5.01	127.39	130.40
23	2L	77	A	C2-N3-C4	-5.01	108.09	110.60
26	14	114	U	C6-N1-C1'	-5.01	114.18	121.20
26	14	121	G	C5-N7-C8	-5.01	101.79	104.30
26	14	1633	G	C5-C6-O6	-5.01	125.59	128.60
26	1H	568	U	C2-N3-C4	-5.01	123.99	127.00
26	1H	2291	U	C6-N1-C1'	5.01	128.21	121.20
26	1H	2703	C	C6-N1-C2	-5.01	118.30	120.30
1	1G	209	U	C2-N1-C1'	5.01	123.71	117.70
27	1J	98	G	N1-C6-O6	5.01	122.91	119.90
1	13	571	U	C6-N1-C2	-5.01	118.00	121.00
1	13	1259	C	C6-N1-C2	-5.01	118.30	120.30
26	1H	72	U	OP1-P-O3'	5.01	116.22	105.20
26	1H	2275	C	C5-C6-N1	5.01	123.50	121.00
26	1H	864	G	C8-N9-C4	-5.01	104.40	106.40
26	1H	1820	U	O5'-P-OP2	-5.01	101.19	105.70
1	1G	73	G	N1-C6-O6	5.01	122.90	119.90
26	14	2	G	C4-N9-C1'	5.01	133.01	126.50
26	14	249	C	N1-C2-O2	5.01	121.90	118.90

*Continued on next page...*

*Continued from previous page...*

Mol	Chain	Res	Type	Atoms	Z	Observed(°)	Ideal(°)
26	14	1774	C	C5-C6-N1	5.01	123.50	121.00
26	14	1914	C	C2-N1-C1'	5.01	124.31	118.80
26	14	1786	A	OP1-P-O3'	5.00	116.21	105.20
26	1H	1007	C	N3-C4-C5	5.00	123.90	121.90
26	1H	1544	C	N1-C2-O2	5.00	121.90	118.90
26	1H	1653	G	C8-N9-C1'	-5.00	120.50	127.00
26	14	1827	C	C5-C6-N1	5.00	123.50	121.00
26	14	2177	C	O4'-C1'-N1	5.00	112.20	108.20
26	14	2543	G	C5-C6-O6	-5.00	125.60	128.60
26	14	2584	U	C2-N1-C1'	5.00	123.70	117.70
27	1J	30	C	C5-C6-N1	5.00	123.50	121.00
22	1K	74	C	C6-N1-C1'	-5.00	114.80	120.80
26	1H	115	C	O5'-P-OP1	-5.00	101.20	105.70
26	14	1568	G	N3-C4-C5	5.00	131.10	128.60

All (1) chirality outliers are listed below:

Mol	Chain	Res	Type	Atom
1	13	792	A	C1'

All (141) planarity outliers are listed below:

Mol	Chain	Res	Type	Group
29	11	113	VAL	Peptide
29	11	233	HIS	Peptide
29	11	236	GLY	Peptide
29	11	237	GLU	Peptide
2	12	12	GLU	Peptide
2	12	19	HIS	Peptide
2	12	219	VAL	Peptide
2	12	22	LYS	Peptide
29	19	197	GLY	Peptide
29	19	237	GLU	Peptide
29	19	27	THR	Peptide
29	19	28	GLU	Peptide
2	1E	12	GLU	Peptide
2	1E	15	VAL	Peptide
2	1E	169	LYS	Peptide
2	1E	9	GLU	Peptide
10	1I	75	ILE	Peptide
30	21	20	ALA	Peptide
30	21	21	VAL	Peptide

*Continued on next page...*

*Continued from previous page...*

<b>Mol</b>	<b>Chain</b>	<b>Res</b>	<b>Type</b>	<b>Group</b>
30	21	67	PHE	Peptide
30	21	78	LEU	Peptide
30	21	82	ARG	Peptide
3	22	86	VAL	Peptide
3	22	93	LYS	Peptide
30	29	44	TYR	Peptide
30	29	61	ARG	Peptide
30	29	76	ARG	Peptide
30	29	87	GLU	Peptide
30	29	89	ASP	Peptide
11	2A	49	GLY	Peptide
11	2I	102	GLY	Peptide
31	31	196	LEU	Peptide
31	31	22	ALA	Peptide
31	31	23	ASP	Peptide
31	31	67	GLN	Peptide
4	32	29	PRO	Peptide
37	35	110	TYR	Peptide
37	35	36	LYS	Peptide
37	35	5	ASP	Peptide
31	39	127	GLU	Peptide
31	39	14	PRO	Peptide
31	39	166	ALA	Peptide
31	39	20	LEU	Peptide
31	39	24	LEU	Peptide
31	39	69	HIS	Mainchain
31	39	89	VAL	Peptide
4	3E	193	ASP	Peptide
12	3I	47	LYS	Peptide
32	41	95	ARG	Peptide
38	45	134	ARG	Peptide
38	45	135	ASP	Peptide
38	45	137	TYR	Peptide
38	45	58	PHE	Peptide
38	45	80	GLU	Peptide
38	45	82	ARG	Peptide
32	49	13	GLU	Peptide
13	4A	92	HIS	Peptide
13	4A	94	ARG	Peptide
13	4I	105	THR	Peptide
13	4I	107	ALA	Peptide
13	4I	66	LEU	Peptide

*Continued on next page...*

*Continued from previous page...*

<b>Mol</b>	<b>Chain</b>	<b>Res</b>	<b>Type</b>	<b>Group</b>
33	51	137	ASP	Peptide
33	51	152	ARG	Peptide
33	51	156	ALA	Peptide
33	51	2	SER	Peptide
33	51	20	ALA	Peptide
33	51	40	GLU	Peptide
39	55	106	GLY	Peptide
14	5A	27	CYS	Peptide
34	61	11	ASN	Peptide
34	61	114	LEU	Peptide
34	61	134	PRO	Peptide
34	61	82	ARG	Peptide
40	65	59	LYS	Peptide
34	69	112	LYS	Peptide
34	69	142	VAL	Peptide
28	71	211	SER	Peptide
28	71	31	GLU	Peptide
28	71	39	GLU	Peptide
41	75	12	SER	Peptide
37	78	13	ASN	Peptide
37	78	18	ARG	Peptide
37	78	19	VAL	Peptide
37	78	36	LYS	Peptide
37	78	70	GLN	Peptide
9	82	117	HIS	Peptide
42	85	72	HIS	Peptide
42	85	90	VAL	Peptide
42	85	95	LEU	Peptide
42	85	98	LEU	Peptide
38	88	21	THR	Peptide
9	8E	110	GLU	Peptide
43	95	44	LYS	Peptide
43	95	49	THR	Peptide
39	98	44	LEU	Peptide
18	9I	33	ASP	Peptide
44	A5	111	HIS	Peptide
44	A5	43	GLY	Peptide
19	AI	6	LYS	Peptide
19	AI	7	LYS	Peptide
45	B5	61	GLY	Peptide
41	B8	58	ASN	Peptide
20	BA	11	SER	Peptide

*Continued on next page...*

*Continued from previous page...*

<b>Mol</b>	<b>Chain</b>	<b>Res</b>	<b>Type</b>	<b>Group</b>
20	BA	72	LEU	Peptide
46	C5	50	ARG	Peptide
46	C5	91	GLU	Peptide
46	C5	99	CYS	Peptide
42	C8	92	ARG	Peptide
42	C8	95	LEU	Peptide
47	D5	136	PHE	Peptide
47	D5	61	LEU	Peptide
43	D8	36	PRO	Peptide
43	D8	44	LYS	Peptide
43	D8	48	GLY	Peptide
45	F8	24	GLY	Peptide
45	F8	3	THR	Peptide
50	G5	15	LYS	Peptide
50	G5	16	LEU	Peptide
50	G5	17	SER	Peptide
50	G5	43	GLN	Peptide
46	G8	104	GLY	Peptide
46	G8	5	MET	Peptide
46	G8	53	PRO	Peptide
46	G8	54	LYS	Peptide
46	G8	84	ARG	Peptide
46	G8	94	LYS	Peptide
46	G8	99	CYS	Peptide
47	H8	117	LEU	Peptide
47	H8	165	VAL	Peptide
47	H8	59	LEU	Peptide
47	H8	63	ASP	Peptide
49	J8	75	GLU	Peptide
49	J8	92	LYS	Peptide
50	K8	15	LYS	Peptide
50	K8	17	SER	Peptide
50	K8	46	GLN	Peptide
55	M5	40	GLU	Peptide
55	M5	48	PHE	Peptide
52	M8	40	HIS	Peptide
52	M8	43	TYR	Peptide
55	Q8	52	LYS	Peptide

## 5.2 Too-close contacts [i](#)

In the following table, the Non-H and H(model) columns list the number of non-hydrogen atoms and hydrogen atoms in the chain respectively. The H(added) column lists the number of hydrogen atoms added and optimized by MolProbity. The Clashes column lists the number of clashes within the asymmetric unit, whereas Symm-Clashes lists symmetry-related clashes.

Mol	Chain	Non-H	H(model)	H(added)	Clashes	Symm-Clashes
1	13	32157	0	16233	755	0
1	1G	32391	0	16353	749	0
2	12	1721	0	1758	101	0
2	1E	1874	0	1926	103	0
3	22	1541	0	1606	69	0
3	2E	1605	0	1668	58	0
4	32	1702	0	1765	110	0
4	3E	1698	0	1761	83	0
5	42	1134	0	1200	45	0
5	4E	1142	0	1204	62	0
6	52	842	0	857	30	0
6	5E	837	0	852	35	0
7	62	1110	0	1163	49	0
7	6E	1242	0	1286	44	0
8	72	1107	0	1165	39	0
8	7E	1115	0	1177	58	0
9	82	953	0	983	70	0
9	8E	1000	0	1031	58	0
10	1A	646	0	662	33	0
10	1I	734	0	761	43	0
11	2A	835	0	847	31	0
11	2I	823	0	833	49	0
12	3A	956	0	1046	56	0
12	3I	956	0	1046	33	0
13	4A	893	0	946	61	0
13	4I	942	0	997	53	0
14	5A	486	0	525	25	0
14	5I	491	0	529	26	0
15	6A	733	0	771	34	0
15	6I	729	0	768	29	0
16	7A	705	0	725	29	0
16	7I	700	0	720	47	0
17	8A	823	0	891	35	0
17	8I	834	0	904	42	0
18	9A	544	0	605	26	0
18	9I	549	0	607	36	0
19	AA	481	0	468	32	0

*Continued on next page...*

*Continued from previous page...*

Mol	Chain	Non-H	H(model)	H(added)	Clashes	Symm-Clashes
19	AI	654	0	675	44	0
20	BA	762	0	861	32	0
20	BI	746	0	843	49	0
21	1B	188	0	195	13	0
21	1F	199	0	208	5	0
22	1K	1520	0	778	41	0
23	2K	1646	0	843	30	0
23	2L	1646	0	843	40	0
24	3K	1611	0	817	48	0
25	4K	419	0	208	6	0
25	4L	397	0	197	12	0
26	14	61630	0	31073	1315	0
26	1H	61028	0	30763	1351	0
27	16	2617	0	1328	55	0
27	1J	2617	0	1328	65	0
28	71	1033	0	1048	77	0
28	79	456	0	460	22	0
29	11	2120	0	2197	131	0
29	19	2125	0	2199	104	0
30	21	1558	0	1624	83	0
30	29	1563	0	1629	117	0
31	31	1585	0	1632	89	0
31	39	1602	0	1649	80	0
32	41	1457	0	1514	94	0
32	49	1458	0	1516	59	0
33	51	1312	0	1384	66	0
33	59	568	0	595	48	0
34	61	1136	0	1223	57	0
34	69	1131	0	1218	48	0
35	15	1104	0	1180	38	0
35	58	1104	0	1180	54	0
36	25	932	0	996	36	0
36	68	932	0	996	42	0
37	35	1122	0	1206	77	0
37	78	1122	0	1206	94	0
38	45	1099	0	1154	79	0
38	88	1113	0	1157	51	0
39	55	967	0	1033	49	0
39	98	967	0	1033	49	0
40	65	876	0	938	65	0
40	A8	881	0	943	52	0
41	75	1109	0	1170	55	0

*Continued on next page...*

*Continued from previous page...*

Mol	Chain	Non-H	H(model)	H(added)	Clashes	Symm-Clashes
41	B8	1109	0	1170	60	0
42	85	959	0	1019	53	0
42	C8	950	0	1011	52	0
43	95	774	0	849	63	0
43	D8	774	0	849	43	0
44	A5	899	0	964	28	0
44	E8	890	0	951	25	0
45	B5	735	0	785	35	0
45	F8	743	0	794	36	0
46	C5	794	0	886	68	0
46	G8	796	0	886	45	0
47	D5	1074	0	1086	53	0
47	H8	1373	0	1402	59	0
48	E5	608	0	622	26	0
48	I8	606	0	625	30	0
49	F5	737	0	813	32	0
49	J8	737	0	813	39	0
50	G5	558	0	610	33	0
50	K8	568	0	614	36	0
51	H5	459	0	512	10	0
51	L8	459	0	512	18	0
52	M8	366	0	370	37	0
53	J5	434	0	454	22	0
53	N8	369	0	388	22	0
54	L5	401	0	436	14	0
54	P8	401	0	436	14	0
55	M5	516	0	582	28	0
55	Q8	516	0	582	34	0
56	1L	1563	0	799	42	0
57	3L	1612	0	819	41	0
58	13	132	0	0	0	0
58	14	399	0	0	0	0
58	16	9	0	0	0	0
58	1E	1	0	0	0	0
58	1G	90	0	0	0	0
58	1H	467	0	0	0	0
58	1J	5	0	0	0	0
58	1K	1	0	0	0	0
58	21	2	0	0	0	0
58	25	1	0	0	0	0
58	29	4	0	0	0	0
58	2K	3	0	0	0	0

*Continued on next page...*



*Continued from previous page...*

Mol	Chain	Non-H	H(model)	H(added)	Clashes	Symm-Clashes
58	2L	2	0	0	0	0
58	35	3	0	0	0	0
58	39	1	0	0	0	0
58	3K	1	0	0	0	0
58	41	1	0	0	0	0
58	45	2	0	0	0	0
58	55	1	0	0	0	0
58	5E	1	0	0	0	0
58	6A	1	0	0	0	0
58	78	1	0	0	0	0
58	88	1	0	0	0	0
58	98	1	0	0	0	0
58	E5	1	0	0	0	0
58	I8	3	0	0	0	0
58	J8	1	0	0	0	0
58	L8	1	0	0	0	0
58	P8	1	0	0	0	0
58	Q8	1	0	0	0	0
59	32	8	0	0	2	0
59	3E	8	0	0	1	0
60	5A	1	0	0	0	0
60	5I	1	0	0	0	0
60	C5	1	0	0	0	0
60	G8	1	0	0	0	0
61	11	7	0	0	5	0
61	13	126	0	0	21	0
61	14	417	0	0	73	0
61	16	29	0	0	6	0
61	19	8	0	0	1	0
61	1G	78	0	0	9	0
61	1H	629	0	0	101	0
61	1J	6	0	0	1	0
61	1K	8	0	0	0	0
61	21	4	0	0	2	0
61	29	2	0	0	0	0
61	31	9	0	0	0	0
61	32	1	0	0	0	0
61	35	1	0	0	0	0
61	39	5	0	0	0	0
61	3I	2	0	0	0	0
61	3K	1	0	0	0	0
61	4K	2	0	0	0	0

*Continued on next page...*

Continued from previous page...

Mol	Chain	Non-H	H(model)	H(added)	Clashes	Symm-Clashes
61	55	1	0	0	0	0
61	58	2	0	0	0	0
61	5A	2	0	0	0	0
61	5I	2	0	0	0	0
61	78	7	0	0	2	0
61	88	1	0	0	0	0
61	A5	1	0	0	0	0
61	B8	1	0	0	0	0
61	E8	2	0	0	0	0
61	F8	1	0	0	0	0
61	G8	1	0	0	0	0
61	H5	2	0	0	1	0
61	I8	3	0	0	1	0
61	L8	2	0	0	1	0
All	All	294444	0	196318	8229	0

The all-atom clashscore is defined as the number of clashes found per 1000 atoms (including hydrogen atoms). The all-atom clashscore for this structure is 17.

All (8229) close contacts within the same asymmetric unit are listed below, sorted by their clash magnitude.

Atom-1	Atom-2	Interatomic distance (Å)	Clash overlap (Å)
46:G8:100:ALA:HB1	46:G8:101:LYS:HG2	1.34	1.09
55:M5:48:PHE:HB2	55:M5:49:VAL:HG22	1.31	1.07
26:14:161:U:H5'	26:14:171:G:H21	1.18	1.06
26:1H:2711:A:OP2	61:1H:3501:HOH:O	1.73	1.05
26:14:2002:G:N7	61:14:3505:HOH:O	1.91	1.03
26:1H:2714:G:OP2	61:1H:3501:HOH:O	1.77	1.01
26:1H:913:U:O4	61:1H:3503:HOH:O	1.78	1.01
9:82:5:TYR:HA	9:82:87:GLN:HE21	1.23	1.01
43:95:85:LYS:HD2	43:95:86:GLY:H	1.25	1.00
26:1H:450:G:OP2	61:1H:3502:HOH:O	1.78	1.00
26:14:2415:G:H4'	37:35:67:MET:H	1.26	0.99
26:1H:1496:A:H8	26:1H:1577:C:HO2'	0.99	0.98
26:1H:748:G:OP2	61:1H:3504:HOH:O	1.82	0.96
1:13:510:A:OP2	4:3E:49:ARG:NH2	1.98	0.96
26:14:1771:C:HO2'	26:14:1786:A:H8	1.11	0.95
26:14:676:A:H8	26:14:2069:G:H21	1.08	0.94
7:62:113:GLU:HB2	7:62:119:ARG:HG2	1.47	0.94
46:C5:97:ARG:NH1	46:C5:104:GLY:O	2.00	0.94
30:21:135:HIS:NE2	61:21:401:HOH:O	1.99	0.94

Continued on next page...

*Continued from previous page...*

Atom-1	Atom-2	Interatomic distance (Å)	Clash overlap (Å)
26:14:450:G:OP2	61:14:3502:HOH:O	1.85	0.94
26:1H:1771:C:HO2'	26:1H:1786:A:H8	1.01	0.93
9:82:112:LYS:HA	9:82:119:ALA:HB2	1.50	0.93
26:14:2448:A:OP2	61:14:3501:HOH:O	1.84	0.93
26:14:1418:G:N7	61:14:3513:HOH:O	2.01	0.93
26:14:733:G:OP2	61:14:3503:HOH:O	1.86	0.93
45:F8:3:THR:O	45:F8:5:TYR:N	2.02	0.93
10:1I:48:THR:HA	10:1I:62:HIS:HB3	1.50	0.93
26:14:900:A:H2'	26:14:901:A:H8	1.34	0.93
61:14:3506:HOH:O	39:55:3:HIS:NE2	2.01	0.93
26:14:67:U:H3	26:14:74:A:H2	1.15	0.91
1:13:1003:G:H1	1:13:1037:C:H42	1.19	0.91
26:1H:2308:G:H1	26:1H:2311:A:H2	1.18	0.91
26:14:2685:G:O6	61:14:3504:HOH:O	1.87	0.91
1:1G:1347:G:N7	9:82:10:ARG:NH2	2.19	0.91
26:14:660:G:H21	37:35:12:ALA:HB2	1.34	0.91
26:1H:2502:G:OP2	61:1H:3505:HOH:O	1.87	0.91
1:13:455:C:N3	1:13:477:G:N2	2.18	0.91
10:1A:51:ARG:HB2	10:1A:60:ARG:HA	1.50	0.90
26:14:2499:C:OP2	61:14:3501:HOH:O	1.90	0.90
26:14:2392:A:H2	26:14:2424:C:H42	1.16	0.90
19:AI:40:ILE:HG23	19:AI:41:VAL:HG13	1.54	0.89
26:1H:1050:A:H2'	26:1H:1051:G:H8	1.34	0.89
26:1H:1602:U:O4	61:1H:3506:HOH:O	1.88	0.89
26:14:2357:U:OP1	48:E5:20:ARG:NH1	2.06	0.89
43:D8:10:LYS:NZ	43:D8:23:GLU:OE1	2.05	0.89
24:3K:30:G:H1	24:3K:40:C:H42	1.20	0.89
29:11:146:GLU:HB2	29:11:189:CYS:HB3	1.55	0.89
29:11:242:ARG:O	61:11:401:HOH:O	1.91	0.89
26:1H:1479:G:N7	26:1H:1510:A:N6	2.21	0.89
26:14:833:U:O2	37:35:55:ARG:NH1	2.05	0.88
14:5A:7:ILE:HD11	14:5A:28:GLY:HA2	1.54	0.88
26:14:1225:C:H4'	43:95:85:LYS:HG2	1.54	0.88
4:32:157:LEU:O	4:32:161:ASN:ND2	2.07	0.88
26:14:2873:A:H8	39:55:6:SER:H	1.21	0.88
27:16:82:G:N7	61:16:301:HOH:O	2.06	0.88
1:1G:975:A:H4'	1:1G:976:G:H5''	1.56	0.88
26:1H:2392:A:H2	26:1H:2424:C:H42	1.22	0.88
28:71:40:THR:OG1	28:71:218:MET:SD	2.32	0.88
26:14:1632:A:N7	61:14:3518:HOH:O	2.06	0.88
26:1H:2139:C:H42	26:1H:2152:G:H22	1.20	0.88

*Continued on next page...*

*Continued from previous page...*

Atom-1	Atom-2	Interatomic distance (Å)	Clash overlap (Å)
16:7A:35:LYS:HD3	16:7A:35:LYS:H	1.39	0.88
1:1G:1502:A:H2	1:1G:1505:G:H1	1.17	0.87
1:13:362:G:O2'	12:3I:33:ARG:NH2	2.06	0.87
26:1H:2271:G:N7	61:1H:3531:HOH:O	2.07	0.87
1:13:1346:A:H5''	9:8E:120:ARG:HH12	1.37	0.87
31:31:6:VAL:HG21	31:31:119:ARG:HB3	1.57	0.87
46:G8:94:LYS:HZ2	46:G8:95:LYS:H	1.23	0.87
26:14:2592:G:N7	61:14:3520:HOH:O	2.07	0.86
33:51:153:LYS:HB2	33:51:155:SER:H	1.39	0.86
26:14:761:A:N7	61:14:3521:HOH:O	2.07	0.86
13:4A:81:LEU:HB3	13:4A:89:GLY:HA3	1.57	0.86
36:25:14:THR:HG21	36:25:86:ILE:HG13	1.58	0.86
30:29:54:GLN:NE2	30:29:73:GLU:O	2.08	0.85
1:1G:258:G:N7	61:1G:1703:HOH:O	2.09	0.85
13:4I:23:TYR:HB3	13:4I:67:GLU:HB2	1.58	0.85
29:11:182:LEU:H	29:11:272:ALA:HB3	1.40	0.85
1:1G:1162:C:H42	1:1G:1174:G:H1	1.24	0.85
26:14:943:U:OP2	37:35:36:LYS:NZ	2.10	0.85
36:25:2:ILE:HD12	36:25:6:THR:HG21	1.57	0.85
26:1H:1021:A:H62	26:1H:1141:U:H3	1.21	0.85
26:1H:2597:G:O3'	61:1H:3508:HOH:O	1.95	0.85
47:H8:111:VAL:HG12	47:H8:146:ILE:HD13	1.58	0.85
50:K8:3:LEU:HA	50:K8:5:GLU:HB2	1.59	0.85
30:29:14:ILE:HB	41:75:14:TYR:HE2	1.41	0.85
11:2A:29:ILE:HG22	11:2A:44:SER:HB2	1.59	0.85
41:B8:3:ARG:HB2	41:B8:6:LEU:HB2	1.58	0.84
1:1G:1348:U:H3	1:1G:1374:A:H2	1.22	0.84
32:49:161:THR:HG22	32:49:163:ALA:H	1.40	0.84
26:1H:270(J):G:H1	26:1H:270(P):C:H42	1.24	0.84
26:1H:585:G:OP1	61:1H:3507:HOH:O	1.94	0.84
26:1H:761:A:N7	61:1H:3536:HOH:O	2.09	0.84
33:59:171:LEU:HD13	33:59:172:LYS:H	1.41	0.84
38:45:25:ASP:HB3	38:45:102:VAL:H	1.41	0.84
26:1H:563:G:OP2	61:1H:3510:HOH:O	1.95	0.84
1:13:1239:A:H62	1:13:1299:A:H62	1.24	0.84
16:7A:40:ASP:HB3	16:7A:48:TRP:HB2	1.60	0.84
26:14:84:A:N6	26:14:102:G:O2'	2.11	0.84
50:G5:50:ILE:HD12	50:G5:51:ARG:H	1.39	0.84
1:1G:1248:A:N3	9:82:70:LYS:NZ	2.24	0.84
26:1H:49:A:N7	26:1H:120:U:H5	1.76	0.83
41:B8:57:PHE:O	41:B8:58:ASN:ND2	2.09	0.83

*Continued on next page...*

*Continued from previous page...*

Atom-1	Atom-2	Interatomic distance (Å)	Clash overlap (Å)
26:1H:586:A:OP2	61:1H:3513:HOH:O	1.96	0.83
52:M8:40:HIS:HE1	52:M8:46:GLN:HA	1.41	0.83
26:1H:730:C:OP2	61:1H:3511:HOH:O	1.95	0.83
26:14:841:A:H61	26:14:937:U:H3	1.26	0.83
31:39:181:LEU:HD11	31:39:186:ILE:HD11	1.61	0.83
34:69:99:GLU:O	34:69:103:ARG:NH1	2.11	0.83
1:13:1502:A:H2	1:13:1505:G:H1	1.27	0.83
26:14:974:G:O2'	26:14:975:G:N7	2.11	0.83
26:1H:2789:C:H1'	26:1H:2892:A:H2	1.43	0.83
46:C5:14:LEU:HB2	46:C5:75:ILE:HD11	1.60	0.83
26:1H:1970:A:OP2	61:1H:3509:HOH:O	1.95	0.83
32:41:112:PRO:HB3	52:M8:37:SER:H	1.44	0.83
1:13:963:G:N2	1:13:972:C:N3	2.26	0.83
12:3I:117:ARG:HB3	12:3I:122:THR:HB	1.60	0.83
29:19:43:ARG:HB3	29:19:49:ILE:HA	1.59	0.82
37:35:39:LYS:HD2	37:35:45:LEU:HD21	1.58	0.82
41:B8:3:ARG:O	41:B8:7:ILE:N	2.11	0.82
26:1H:1265:A:OP2	61:1H:3514:HOH:O	1.97	0.82
45:B5:41:ASN:HA	45:B5:44:GLU:HB2	1.61	0.82
26:1H:586:A:OP2	61:1H:3512:HOH:O	1.96	0.82
30:29:60:ASN:HB2	30:29:62:PRO:HD2	1.61	0.82
1:1G:452:A:H4'	16:7A:72:ARG:HH12	1.43	0.82
57:3L:18:G:H2'	57:3L:57:G:H21	1.42	0.82
26:1H:1728:G:H3'	26:1H:1729:A:H5'	1.61	0.82
35:58:96:GLU:O	35:58:98:VAL:N	2.13	0.82
1:13:1423:G:OP1	36:68:49:ARG:NH2	2.13	0.82
4:32:162:LEU:HA	4:32:165:MET:HB2	1.59	0.82
26:1H:2137:C:O2	26:1H:2155:G:N1	2.13	0.82
31:31:157:VAL:HB	31:31:194:MET:HG2	1.60	0.82
1:1G:862:C:H1'	1:1G:874:G:H5''	1.62	0.82
5:42:102:ALA:HB1	5:42:106:PRO:HG2	1.62	0.82
3:2E:16:ARG:HD2	3:2E:54:ARG:HH21	1.44	0.81
26:1H:620:G:H4'	26:1H:621:A:H5''	1.60	0.81
26:1H:862:G:OP2	61:1H:3516:HOH:O	1.98	0.81
1:13:1292:U:OP1	7:6E:41:ARG:NH2	2.13	0.81
26:1H:142:G:H1'	45:F8:37:THR:HG21	1.60	0.81
27:16:15:A:H5'	27:16:16:G:C8	2.15	0.81
26:1H:1249:U:OP1	61:1H:3515:HOH:O	1.97	0.81
1:1G:838:G:N2	1:1G:848:C:N3	2.29	0.81
26:14:958:U:OP2	38:45:14:ARG:NH1	2.14	0.81
43:D8:56:SER:H	43:D8:100:ARG:HB2	1.44	0.81

*Continued on next page...*

*Continued from previous page...*

Atom-1	Atom-2	Interatomic distance (Å)	Clash overlap (Å)
26:1H:187:G:N7	61:1H:3545:HOH:O	2.12	0.81
26:1H:1130:U:O2	30:21:149:ARG:NH2	2.14	0.81
30:21:174:ASP:HB3	30:21:183:LEU:HD13	1.61	0.81
26:1H:71:A:H2	45:F8:31:HIS:HE2	1.23	0.81
26:1H:2117:A:O2'	26:1H:2147:G:N2	2.14	0.81
26:14:259:G:H21	26:14:621:A:H8	1.25	0.81
27:1J:80:U:H2'	27:1J:81:G:H21	1.43	0.81
41:75:77:PRO:HG2	41:75:80:SER:HB2	1.63	0.81
17:8I:67:LYS:HA	17:8I:70:ARG:HH12	1.46	0.81
7:62:20:ASP:HB3	7:62:23:VAL:HB	1.61	0.81
1:13:1305:G:H21	1:13:1331:G:H2'	1.46	0.81
1:13:413:G:O2'	1:13:428:G:N2	2.13	0.80
33:51:98:LEU:HD21	33:51:125:VAL:H	1.46	0.80
26:14:252:G:OP2	37:35:50:ARG:NH2	2.15	0.80
27:1J:18:G:H1	27:1J:65:C:H42	1.28	0.80
1:1G:780:A:OP2	61:1G:1701:HOH:O	1.98	0.80
26:1H:2431:U:OP2	61:1H:3518:HOH:O	1.99	0.80
28:71:68:LEU:HB2	28:71:176:GLY:HA2	1.64	0.80
1:1G:1534:A:N6	25:4L:10:G:O6	2.14	0.80
26:1H:733:G:OP2	61:1H:3517:HOH:O	1.99	0.80
31:39:123:LEU:O	31:39:125:LEU:N	2.15	0.80
10:1A:48:THR:HA	10:1A:62:HIS:HB3	1.62	0.80
16:7I:74:LEU:HA	16:7I:77:ALA:HB2	1.64	0.80
18:9I:38:GLU:HA	18:9I:41:LYS:HZ2	1.46	0.80
1:1G:54:C:N4	1:1G:353:A:OP2	2.14	0.80
26:14:2497:A:O3'	61:14:3507:HOH:O	1.98	0.80
32:49:129:GLY:O	32:49:130:ASN:ND2	2.14	0.80
50:K8:32:LEU:HD11	50:K8:54:LYS:HG2	1.62	0.80
1:1G:1413:A:H61	1:1G:1487:G:H1	1.28	0.80
1:1G:1321:C:H41	1:1G:1322:C:H41	1.30	0.79
26:14:1434:A:H61	26:14:1558:A:H62	1.29	0.79
26:14:1639:U:OP1	61:14:3511:HOH:O	2.00	0.79
1:13:975:A:H4'	1:13:976:G:H5''	1.63	0.79
28:71:166:ASP:N	28:71:166:ASP:OD1	2.15	0.79
26:14:249:C:OP1	61:14:3508:HOH:O	1.99	0.79
26:14:2821:A:OP2	61:14:3506:HOH:O	1.98	0.79
26:14:1013:C:O2	26:14:1149:G:N2	2.15	0.79
31:31:185:ASP:OD1	31:31:188:ARG:NH1	2.15	0.79
26:14:1792:G:N2	26:14:1827:C:O2	2.13	0.79
14:5I:23:ARG:HH11	14:5I:30:ALA:HB2	1.48	0.79
26:1H:2305:A:O2'	32:41:136:ARG:NH1	2.16	0.79

*Continued on next page...*

*Continued from previous page...*

Atom-1	Atom-2	Interatomic distance (Å)	Clash overlap (Å)
1:1G:1305:G:H22	1:1G:1331:G:H2'	1.46	0.79
26:14:785:G:OP2	61:14:3512:HOH:O	2.01	0.79
26:14:486:C:O2'	44:A5:60:ASN:ND2	2.16	0.79
34:61:73:GLU:HG3	34:61:136:VAL:HG23	1.63	0.79
1:1G:1256:A:H62	1:1G:1277:C:H3'	1.47	0.79
2:12:11:LEU:HG	2:12:217:ARG:HH22	1.48	0.79
9:8E:15:ALA:HB2	9:8E:65:VAL:HG23	1.64	0.79
26:14:1633:G:O6	61:14:3510:HOH:O	2.00	0.79
40:65:41:ASP:OD2	40:65:44:LYS:NZ	2.13	0.79
42:85:34:LYS:NZ	42:85:37:GLU:OE1	2.14	0.79
24:3K:3:G:N2	24:3K:71:C:N3	2.31	0.79
26:1H:2032:G:H21	30:21:146:THR:HG23	1.46	0.79
1:1G:1535:C:H42	25:4L:9:G:H1	1.30	0.79
50:K8:15:LYS:H	50:K8:15:LYS:HZ2	1.28	0.78
22:1K:5:C:O2	22:1K:68:G:N2	2.15	0.78
26:1H:141:A:OP2	26:1H:141(A):C:N4	2.16	0.78
1:1G:630:G:H3'	1:1G:631:G:H5'	1.64	0.78
1:1G:1262:C:H42	1:1G:1273:G:H1	1.28	0.78
26:14:2379:G:O2'	40:65:17:ARG:NH1	2.16	0.78
30:29:52:LEU:HD23	30:29:76:ARG:HD3	1.65	0.78
1:13:452:A:H62	1:13:480:U:H3	1.29	0.78
28:71:212:VAL:HB	28:71:226:PRO:HD3	1.64	0.78
45:F8:36:LYS:HA	45:F8:39:ILE:HD12	1.65	0.78
8:72:69:ARG:NH1	8:72:75:ARG:O	2.16	0.78
26:14:329:G:H1	46:C5:19:LYS:HZ3	1.30	0.78
1:1G:1028:C:N3	1:1G:1033:G:N2	2.29	0.78
4:32:23:GLY:N	4:32:26:CYS:SG	2.57	0.78
49:F5:82:LEU:HD23	49:F5:83:GLU:HG2	1.65	0.78
26:14:1382:G:O6	61:14:3509:HOH:O	1.99	0.78
26:1H:676:A:H8	26:1H:2069:G:H21	1.32	0.78
26:1H:1050:A:H2'	26:1H:1051:G:C8	2.18	0.78
8:72:121:ASP:OD1	8:72:125:ARG:NH2	2.16	0.78
43:95:69:LYS:HB2	43:95:86:GLY:HA3	1.65	0.78
53:J5:16:ARG:NH1	53:J5:17:ASP:OD1	2.17	0.78
26:14:273(F):C:H3'	26:14:274:G:H5''	1.65	0.78
32:49:125:PHE:HB3	32:49:166:ASP:HB2	1.65	0.78
48:E5:47:PRO:HG3	48:E5:53:MET:HG3	1.65	0.78
23:2K:6:G:H1	23:2K:68:C:H42	1.30	0.78
26:1H:943:U:OP2	37:78:36:LYS:NZ	2.17	0.78
26:1H:2572:A:C8	30:21:144:ARG:HD2	2.19	0.78
26:1H:259:G:O2'	26:1H:621:A:O2'	2.02	0.78

*Continued on next page...*

*Continued from previous page...*

Atom-1	Atom-2	Interatomic distance (Å)	Clash overlap (Å)
50:K8:4:SER:CB	50:K8:7:ARG:H	1.97	0.78
26:14:2163:C:OP2	26:14:2165:G:N2	2.16	0.78
26:14:2270:G:OP2	61:14:3515:HOH:O	2.02	0.78
29:19:228:PRO:O	61:19:301:HOH:O	2.01	0.78
19:AI:50:ALA:HB1	19:AI:57:HIS:HB3	1.67	0.77
26:1H:1228:G:OP2	42:C8:16:LYS:NZ	2.16	0.77
34:61:72:LEU:HD11	34:61:107:VAL:HG21	1.66	0.77
26:1H:571:A:H5'	26:1H:2030:A:H62	1.48	0.77
26:1H:2312:U:H5'	32:41:88:ILE:HD13	1.65	0.77
1:1G:1256:A:N6	1:1G:1278:U:OP2	2.18	0.77
7:62:23:VAL:HG13	7:62:43:PHE:HE2	1.49	0.77
26:14:161:U:H5'	26:14:171:G:N2	1.98	0.77
50:G5:23:LYS:NZ	50:G5:27:GLU:OE2	2.16	0.77
9:8E:50:LEU:HD23	9:8E:85:LEU:HD11	1.66	0.77
14:5I:9:LYS:HA	14:5I:12:ARG:HG2	1.66	0.77
26:14:1327:C:OP2	61:14:3514:HOH:O	2.01	0.77
1:13:1256:A:N6	1:13:1278:U:OP2	2.17	0.77
1:1G:1127:G:O2'	1:1G:1128:C:H5'	1.84	0.77
3:22:44:GLU:HA	3:22:52:LEU:HD11	1.66	0.77
26:14:1022:G:H22	26:14:1142(A):A:H2	1.33	0.77
1:13:974:A:OP2	14:5I:41:ARG:NH1	2.17	0.77
14:5I:26:ARG:NH1	14:5I:43:CYS:SG	2.58	0.77
28:71:45:ALA:HB2	28:71:212:VAL:HG23	1.65	0.77
30:21:105:THR:OG1	30:21:199:ARG:NH2	2.13	0.77
26:14:77:C:O3'	50:G5:14:ARG:NH2	2.17	0.77
26:14:1689:A:H62	26:14:1698:A:H2	1.32	0.77
40:65:62:LYS:HA	40:65:65:VAL:HG12	1.66	0.77
26:1H:1355:G:O6	61:1H:3519:HOH:O	2.01	0.77
26:1H:2111:C:N4	26:1H:2147:G:O6	2.18	0.77
8:72:7:ALA:HB2	8:72:85:ARG:HD3	1.66	0.77
1:13:486:U:H2'	1:13:487:A:H8	1.50	0.77
32:41:46:ALA:HB2	32:41:52:ILE:HB	1.67	0.77
1:1G:826:C:O2	1:1G:874:G:N2	2.16	0.77
26:14:1678:G:H22	26:14:1989:G:H22	1.30	0.77
34:69:81:VAL:H	34:69:143:SER:HB2	1.49	0.77
36:25:104:ARG:HD2	41:75:36:GLU:HB2	1.66	0.77
2:1E:19:HIS:CE1	2:1E:206:ASP:HB2	2.20	0.76
26:1H:563:G:OP2	61:1H:3520:HOH:O	2.02	0.76
1:13:1305:G:N2	1:13:1331:G:H2'	2.00	0.76
4:3E:86:LYS:HA	4:3E:87:GLY:C	2.03	0.76
26:1H:1352:U:OP1	61:1H:3521:HOH:O	2.02	0.76

*Continued on next page...*



*Continued from previous page...*

Atom-1	Atom-2	Interatomic distance (Å)	Clash overlap (Å)
26:1H:2315:G:OP1	32:41:36:LYS:NZ	2.18	0.76
26:14:2065:C:O2	26:14:2445:G:N2	2.16	0.76
5:4E:8:GLU:HG2	5:4E:34:VAL:HG22	1.65	0.76
8:7E:87:SER:HB2	8:7E:93:VAL:HB	1.66	0.76
26:1H:1455:G:OP2	61:1H:3523:HOH:O	2.03	0.76
1:1G:235:C:H5'	17:8A:70:ARG:HG2	1.68	0.76
26:14:1044:G:O2'	26:14:1047:G:O2'	2.02	0.76
40:65:12:PHE:O	40:65:16:ASN:ND2	2.17	0.76
1:13:664:G:H22	1:13:741:G:H1	1.33	0.76
26:1H:1664:A:OP2	61:1H:3526:HOH:O	2.03	0.76
26:1H:2712(A):A:OP2	61:1H:3501:HOH:O	2.02	0.76
29:11:29:PRO:HB2	29:11:30:GLU:HA	1.66	0.76
40:65:106:ARG:NH1	40:65:107:GLU:OE2	2.18	0.76
26:1H:1342:A:OP2	61:1H:3525:HOH:O	2.04	0.76
33:51:6:ARG:HD2	33:51:54:ARG:HH12	1.50	0.76
3:22:20:SER:HB2	3:22:40:ARG:HH22	1.49	0.76
26:14:1434:A:H61	26:14:1558:A:N6	1.84	0.76
26:14:1970:A:OP2	61:14:3517:HOH:O	2.04	0.76
1:13:1291:G:OP1	7:6E:37:ASN:ND2	2.18	0.76
26:1H:1678:G:H22	26:1H:1989:G:H22	1.33	0.76
26:1H:2452:C:OP1	61:1H:3527:HOH:O	2.04	0.76
26:14:2293:C:H5''	40:65:89:ARG:HH21	1.51	0.76
37:35:98:GLU:HA	37:35:101:VAL:HG12	1.68	0.76
26:1H:450:G:O6	61:1H:3524:HOH:O	2.03	0.76
26:1H:1416:G:O2'	26:1H:1417:C:O5'	2.04	0.76
28:71:48:GLY:HA2	28:71:210:ARG:HD2	1.66	0.76
42:C8:92:ARG:O	42:C8:94:ASN:N	2.19	0.76
48:I8:72:ARG:HB3	48:I8:75:LEU:HB2	1.68	0.76
26:14:2287:A:N6	26:14:2344:U:H3	1.83	0.76
8:7E:95:VAL:HG23	8:7E:99:GLU:HB2	1.67	0.76
22:1K:7:U:H3	22:1K:66:A:H61	1.32	0.76
29:19:31:LYS:HE3	29:19:33:LEU:HB3	1.68	0.76
13:4I:13:LYS:O	13:4I:44:ARG:NH1	2.19	0.76
26:1H:2169:A:N7	26:1H:2170:A:N6	2.34	0.76
1:1G:413:G:H2'	1:1G:428:G:H22	1.50	0.76
1:1G:1104:G:H4'	2:12:111:ARG:HE	1.51	0.76
26:14:2331:G:H4'	48:E5:43:THR:H	1.49	0.76
26:1H:963:U:OP1	61:1H:3522:HOH:O	2.02	0.76
33:51:6:ARG:HH21	33:51:7:LEU:HD11	1.51	0.76
1:1G:998:G:N2	1:1G:1043:C:N3	2.32	0.76
26:14:1593:G:H2'	26:14:1594:G:C8	2.21	0.76

*Continued on next page...*

*Continued from previous page...*

Atom-1	Atom-2	Interatomic distance (Å)	Clash overlap (Å)
26:14:1942:C:OP2	26:14:1943:U:O2'	2.03	0.76
50:G5:47:ASN:O	50:G5:49:LYS:N	2.17	0.76
24:3K:71:C:O2	26:1H:1851:U:O2'	2.04	0.75
41:B8:54:ARG:HA	41:B8:59:THR:HB	1.66	0.75
1:1G:1356:G:H2'	1:1G:1357:A:C8	2.21	0.75
26:14:1430:C:H2'	26:14:1431:U:H6	1.51	0.75
26:1H:1778:U:H2'	26:1H:1784:A:N6	2.01	0.75
26:1H:2635:C:O2	26:1H:2783:G:N2	2.18	0.75
37:78:47:ASP:OD2	37:78:50:ARG:NH2	2.19	0.75
26:14:1812:A:O2'	29:19:45:ASN:HB2	1.85	0.75
29:19:83:GLU:OE1	29:19:104:TYR:OH	2.03	0.75
1:13:396:G:O2'	1:13:398:C:OP1	2.03	0.75
4:3E:60:GLU:OE2	4:3E:199:ASN:N	2.15	0.75
26:1H:2636:U:OP1	30:21:79:ARG:HA	1.87	0.75
30:21:50:GLY:HA2	30:21:77:ILE:HA	1.68	0.75
46:G8:85:VAL:O	46:G8:86:ARG:HD3	1.87	0.75
5:4E:102:ALA:HB1	5:4E:106:PRO:HG2	1.69	0.75
5:4E:144:THR:OG1	5:4E:147:ASP:OD1	2.04	0.75
26:1H:86:C:H4'	26:1H:104:U:H1'	1.67	0.75
26:1H:583:G:N7	61:1H:3564:HOH:O	2.18	0.75
26:14:1774:C:N4	26:14:1790:C:O2	2.19	0.75
1:13:1127:G:H2'	1:13:1128:C:C2	2.21	0.75
26:1H:442:G:H1'	31:31:48:THR:HG21	1.66	0.75
20:BI:71:THR:HG22	20:BI:72:LEU:H	1.50	0.75
55:Q8:52:LYS:O	55:Q8:54:GLU:N	2.20	0.75
2:12:49:GLU:N	2:12:49:GLU:OE1	2.20	0.75
26:1H:1466:G:N2	26:1H:1547:C:N3	2.35	0.75
1:1G:976:G:N2	1:1G:1362(A):C:OP2	2.15	0.75
41:75:108:ARG:HA	41:75:111:ARG:HG3	1.66	0.75
1:13:980:C:O2	61:13:1801:HOH:O	2.01	0.75
26:1H:1416:G:HO2'	26:1H:1417:C:H6	1.34	0.75
34:61:92:VAL:HG13	34:61:120:ILE:HG23	1.68	0.75
26:14:141:A:H8	26:14:1595:G:H21	1.32	0.75
26:14:2292:C:OP1	40:65:17:ARG:NH2	2.20	0.75
1:13:601:C:H2'	1:13:602:A:H8	1.50	0.75
20:BI:73:HIS:HB3	20:BI:74:LYS:HG2	1.69	0.75
26:14:1041:C:O2	26:14:1114:G:N2	2.17	0.75
1:13:1145:C:H4'	1:13:1146:A:H5'	1.68	0.74
24:3K:33:U:H2'	24:3K:35:U:H5	1.50	0.74
26:1H:1257:C:H4'	31:31:83:PHE:CD1	2.22	0.74
26:1H:1590:U:H2'	26:1H:1591:G:H8	1.50	0.74

*Continued on next page...*

*Continued from previous page...*

Atom-1	Atom-2	Interatomic distance (Å)	Clash overlap (Å)
34:61:39:ALA:HB1	34:61:44:LEU:HD13	1.66	0.74
36:68:63:VAL:HG23	36:68:64:ARG:HG2	1.69	0.74
41:B8:50:ILE:HD13	41:B8:64:ARG:HB3	1.68	0.74
47:H8:165:VAL:HG22	47:H8:167:PRO:HD3	1.68	0.74
34:69:102:SER:O	34:69:106:GLY:N	2.20	0.74
7:6E:111:ARG:NH1	7:6E:113:GLU:OE2	2.20	0.74
31:31:6:VAL:N	31:31:24:LEU:O	2.20	0.74
50:K8:47:ASN:O	50:K8:49:LYS:N	2.19	0.74
1:1G:857:C:H3'	1:1G:858:G:H8	1.52	0.74
12:3A:47:LYS:HG3	12:3A:48:PRO:HD2	1.67	0.74
23:2L:9:G:O2'	23:2L:10:G:N7	2.18	0.74
31:39:24:LEU:HD21	31:39:119:ARG:HB3	1.68	0.74
38:45:75:THR:HB	38:45:86:GLY:HA3	1.67	0.74
26:1H:1406:U:H2'	26:1H:1407:C:C6	2.21	0.74
26:1H:1658:C:OP1	61:1H:3528:HOH:O	2.04	0.74
1:1G:1305:G:N2	1:1G:1331:G:H2'	2.02	0.74
12:3I:113:ARG:HH21	12:3I:116:SER:HB2	1.52	0.74
24:3K:65:C:H2'	24:3K:66:A:C8	2.23	0.74
26:1H:1602:U:O4	61:1H:3525:HOH:O	2.03	0.74
27:16:42:C:O2'	32:41:67:LYS:O	2.05	0.74
1:13:253:U:OP2	17:8I:67:LYS:NZ	2.19	0.74
1:13:448:A:OP2	1:13:485:G:N2	2.15	0.74
19:AI:40:ILE:HD11	19:AI:62:ILE:HD12	1.69	0.74
26:1H:2130:U:OP2	28:7I:6:ARG:NH1	2.20	0.74
46:G8:76:CYS:SG	46:G8:97:ARG:HG3	2.27	0.74
1:1G:1173:G:OP1	7:62:5:ARG:NH2	2.20	0.74
2:1E:60:ASP:HB3	2:1E:64:ARG:HH21	1.50	0.74
8:7E:21:LYS:O	8:7E:65:TYR:OH	2.05	0.74
26:1H:2154:G:H2'	26:1H:2155:G:H8	1.51	0.74
26:1H:2502:G:OP2	61:1H:3529:HOH:O	2.05	0.74
31:31:185:ASP:HA	31:31:188:ARG:HD3	1.68	0.74
33:51:30:LYS:HD2	33:51:81:GLU:H	1.52	0.74
1:1G:411:A:H62	1:1G:413:G:H21	1.33	0.74
1:1G:800:G:O6	61:1G:1702:HOH:O	2.05	0.74
26:14:1364:G:OP2	49:F5:2:SER:N	2.21	0.74
26:14:2010:G:H5''	44:A5:42:ARG:HB2	1.68	0.74
19:AI:18:LYS:O	19:AI:18:LYS:NZ	2.20	0.74
41:B8:50:ILE:HD11	41:B8:102:ILE:HD12	1.69	0.74
50:K8:15:LYS:HZ2	50:K8:15:LYS:N	1.86	0.74
1:1G:542:G:OP1	4:32:10:ARG:NH2	2.18	0.74
26:14:2162:G:O2'	26:14:2173:A:OP1	2.05	0.74

*Continued on next page...*

*Continued from previous page...*

Atom-1	Atom-2	Interatomic distance (Å)	Clash overlap (Å)
1:13:454:C:N4	1:13:479:C:O2	2.20	0.74
26:1H:155:C:H42	26:1H:171:G:H1	1.35	0.74
26:14:2499:C:OP2	61:14:3516:HOH:O	2.03	0.74
31:39:116:ASP:OD2	37:35:1:MET:N	2.21	0.74
1:13:153:C:H42	1:13:168:G:H22	1.34	0.74
28:71:225:ASN:HD22	28:71:225:ASN:N	1.86	0.74
5:42:70:PRO:HB3	5:42:144:THR:HG22	1.69	0.74
30:29:81:ILE:HG22	30:29:82:ARG:H	1.53	0.74
6:5E:97:PHE:HB2	18:9I:32:ARG:HH11	1.53	0.74
28:71:193:ILE:HD12	28:71:226:PRO:HB2	1.69	0.74
30:21:82:ARG:O	30:21:84:PHE:N	2.20	0.74
1:1G:1104:G:O2'	2:12:111:ARG:NH2	2.21	0.74
5:42:6:PHE:HB2	5:42:63:ARG:HH21	1.53	0.74
1:13:963:G:N3	10:1I:55:LYS:NZ	2.35	0.73
40:A8:11:LYS:HD3	40:A8:91:PRO:HD3	1.68	0.73
1:1G:991:U:O4	1:1G:1212:U:O2'	2.05	0.73
26:14:2415:G:H4'	37:35:67:MET:N	2.02	0.73
31:39:5:ALA:HB1	31:39:125:LEU:HD21	1.70	0.73
55:M5:22:VAL:HB	55:M5:55:ALA:HB1	1.70	0.73
26:1H:602:G:HO2'	26:1H:604:G:HO2'	1.32	0.73
26:1H:2213:U:O2	49:J8:52:ARG:NH2	2.21	0.73
1:1G:673:G:H2'	1:1G:674:G:C8	2.23	0.73
4:32:168:ARG:HA	4:32:168:ARG:HH11	1.52	0.73
56:1L:2:G:N2	56:1L:71:C:N3	2.36	0.73
26:14:848:G:H2'	26:14:849:A:C8	2.23	0.73
26:14:1063:G:O6	26:14:1075:C:O2'	2.05	0.73
26:14:2547:U:O2	36:25:23:ARG:NH2	2.21	0.73
29:19:44:ASN:ND2	29:19:46:GLN:HG3	2.03	0.73
1:13:963:G:H1	1:13:972:C:H42	1.35	0.73
26:1H:1009:A:OP2	35:58:37:LYS:NZ	2.20	0.73
26:1H:1026:U:H1'	26:1H:1027:A:O5'	1.88	0.73
33:51:158:HIS:HA	33:51:170:ARG:CZ	2.18	0.73
38:45:75:THR:HA	38:45:89:ASN:HA	1.70	0.73
1:13:737:A:H2'	1:13:738:C:C6	2.24	0.73
2:1E:82:ARG:NE	2:1E:92:TYR:OH	2.20	0.73
43:D8:1:MET:SD	43:D8:43:GLU:HG2	2.29	0.73
51:L8:13:ILE:O	61:L8:201:HOH:O	2.05	0.73
26:14:1027:A:H2	26:14:2487:G:HO2'	1.34	0.73
27:1J:73:A:OP2	61:1J:301:HOH:O	2.06	0.73
42:85:28:ARG:NH1	42:85:38:THR:OG1	2.20	0.73
46:C5:87:LYS:HG2	46:C5:88:LYS:H	1.53	0.73

*Continued on next page...*

*Continued from previous page...*

Atom-1	Atom-2	Interatomic distance (Å)	Clash overlap (Å)
26:1H:270(V):G:N7	61:1H:3572:HOH:O	2.21	0.73
29:11:182:LEU:N	29:11:272:ALA:HB3	2.02	0.73
2:12:223:ILE:HA	2:12:224:GLN:HG2	1.71	0.73
1:13:407:G:OP1	4:3E:115:ARG:NH2	2.21	0.73
15:6I:39:LEU:HB3	15:6I:56:LEU:HD12	1.71	0.73
26:1H:822:U:O2'	26:1H:823:G:H5'	1.88	0.73
27:1J:104:A:OP1	47:D5:72:ARG:NH2	2.22	0.73
1:13:262:A:H2'	1:13:263:A:C8	2.23	0.73
2:1E:48:MET:HA	2:1E:51:LEU:HB2	1.70	0.73
34:69:7:GLU:HG3	34:69:8:PRO:HD2	1.69	0.73
37:78:19:VAL:HG13	37:78:21:ARG:H	1.53	0.73
26:14:329:G:H1	46:C5:19:LYS:NZ	1.86	0.73
26:14:1899:G:N2	26:14:1902:C:H41	1.86	0.73
26:1H:1189:A:OP2	61:1H:3530:HOH:O	2.07	0.73
27:16:80:U:H2'	27:16:81:G:H21	1.52	0.73
9:82:28:VAL:HG22	9:82:63:ILE:HB	1.69	0.73
9:82:121:ARG:NH1	9:82:122:ALA:O	2.22	0.73
56:1L:8:U:O2'	56:1L:45:G:N2	2.22	0.73
26:14:792:G:OP2	61:14:3519:HOH:O	2.06	0.73
26:14:1430:C:H2'	26:14:1431:U:C6	2.24	0.73
47:D5:30:ASN:HA	47:D5:89:PHE:HE1	1.53	0.73
1:13:509:A:OP2	61:13:1802:HOH:O	2.07	0.72
2:1E:7:VAL:HB	2:1E:217:ARG:HD2	1.69	0.72
5:4E:64:ARG:N	5:4E:64:ARG:HH11	1.86	0.72
13:4I:91:ARG:HB2	13:4I:98:VAL:HG12	1.71	0.72
26:1H:2379:G:O2'	40:A8:17:ARG:NH1	2.22	0.72
2:12:80:ILE:HD12	2:12:84:GLU:HG3	1.71	0.72
26:14:873:G:H1'	38:45:29:PHE:HE2	1.54	0.72
30:29:54:GLN:H	30:29:74:PRO:HA	1.54	0.72
36:25:104:ARG:NH2	41:75:43:GLN:OE1	2.23	0.72
51:H5:13:ILE:O	61:H5:101:HOH:O	2.07	0.72
24:3K:13:C:H2'	24:3K:14:A:H8	1.55	0.72
26:1H:1352:U:OP1	61:1H:3534:HOH:O	2.08	0.72
9:82:16:ARG:HH21	9:82:64:THR:HG21	1.54	0.72
1:13:1023:G:H3'	1:13:1024:G:H5''	1.70	0.72
1:13:1391:U:H2'	1:13:1392:G:C8	2.25	0.72
2:1E:115:LEU:HD21	2:1E:153:ARG:HD3	1.69	0.72
8:7E:41:ARG:NH2	8:7E:123:GLU:OE1	2.21	0.72
26:1H:780:G:H21	26:1H:783:A:N6	1.86	0.72
26:1H:2210:G:H5'	26:1H:2211:G:N7	2.04	0.72
1:1G:589:C:H42	1:1G:650:G:H1	1.34	0.72

*Continued on next page...*

*Continued from previous page...*

Atom-1	Atom-2	Interatomic distance (Å)	Clash overlap (Å)
1:1G:1359:C:O2'	1:1G:1361:G:N7	2.22	0.72
26:1H:548:A:N3	43:D8:21:ARG:NH2	2.38	0.72
30:29:116:VAL:HG11	30:29:138:PRO:HB3	1.72	0.72
1:13:812:C:N3	61:13:1812:HOH:O	2.23	0.72
26:14:1226:G:OP1	43:95:69:LYS:NZ	2.21	0.72
26:14:1443:G:H1	26:14:1548:C:H42	1.37	0.72
41:75:132:LYS:HG2	41:75:133:GLU:HG3	1.72	0.72
7:6E:16:LEU:HD21	9:8E:42:ARG:HA	1.71	0.72
15:6I:25:THR:HG21	15:6I:70:LEU:HB2	1.70	0.72
26:1H:2140:C:H42	26:1H:2151:G:H1	1.38	0.72
26:1H:2154:G:H2'	26:1H:2155:G:C8	2.24	0.72
13:4A:77:ASN:HA	13:4A:80:ARG:HD3	1.71	0.72
56:1L:9:A:H3'	56:1L:10:G:C8	2.23	0.72
26:14:1676:A:OP2	61:14:3522:HOH:O	2.07	0.72
27:1J:4:C:H42	27:1J:116:G:H1	1.36	0.72
1:13:1238:A:N3	1:13:1241:G:O2'	2.22	0.72
26:1H:138:G:N2	45:F8:44:GLU:OE2	2.18	0.72
26:1H:2287:A:C2	26:1H:2346:A:H2	2.06	0.72
26:1H:2309:A:H2'	26:1H:2310:A:O4'	1.88	0.72
11:2A:54:ARG:O	11:2A:57:THR:OG1	2.06	0.72
26:1H:2303:G:O2'	32:41:132:ASN:OD1	2.07	0.72
26:1H:2432:A:OP2	61:1H:3533:HOH:O	2.07	0.72
29:11:35:LYS:N	29:11:35:LYS:HZ2	1.88	0.72
4:32:168:ARG:NH1	4:32:169:LYS:H	1.87	0.72
26:14:597:U:H2'	26:14:598:G:C8	2.25	0.72
26:14:2823:A:OP1	30:29:159:HIS:NE2	2.23	0.72
29:11:93:ALA:HB3	29:11:105:ILE:HG22	1.70	0.71
26:14:459:U:H5''	54:L5:40:TRP:CD2	2.25	0.71
26:14:602:G:O2'	26:14:604:G:O2'	2.03	0.71
26:14:990:A:H5'	26:14:990:A:H8	1.55	0.71
39:55:51:LEU:HD22	39:55:66:VAL:HG23	1.70	0.71
4:3E:18:LYS:NZ	4:3E:26:CYS:O	2.23	0.71
24:3K:19:G:H1'	24:3K:57:G:H21	1.54	0.71
26:1H:2795:G:N2	26:1H:2799:A:OP2	2.23	0.71
42:C8:19:LYS:HG3	42:C8:22:LYS:HE3	1.71	0.71
26:14:2439:A:H5'	26:14:2439:A:C8	2.25	0.71
40:65:50:SER:O	40:65:76:LYS:NZ	2.15	0.71
49:F5:80:LEU:HD12	49:F5:82:LEU:HB2	1.72	0.71
1:13:1306:A:H61	1:13:1331:G:H1'	1.54	0.71
29:11:10:THR:OG1	29:11:13:ARG:HB2	1.90	0.71
50:G5:25:VAL:HG13	50:G5:60:LEU:HD23	1.71	0.71

*Continued on next page...*

*Continued from previous page...*

Atom-1	Atom-2	Interatomic distance (Å)	Clash overlap (Å)
6:5E:50:TYR:OH	18:9I:74:ARG:O	2.04	0.71
26:1H:2287:A:H62	26:1H:2344:U:H3	1.37	0.71
56:1L:28:U:H3	56:1L:42:A:H2	1.39	0.71
1:13:1263:C:H2'	1:13:1264:C:H6	1.56	0.71
26:1H:1590:U:H2'	26:1H:1591:G:C8	2.24	0.71
44:E8:24:ILE:HG12	44:E8:36:LEU:HD21	1.73	0.71
1:1G:800:G:N7	61:1G:1706:HOH:O	2.23	0.71
26:14:138:G:N2	45:B5:44:GLU:OE2	2.14	0.71
26:14:635:C:O2'	26:14:639:U:OP1	2.07	0.71
26:14:1141:U:OP2	35:15:63:THR:OG1	2.04	0.71
22:1K:52:G:N2	22:1K:62:C:N3	2.34	0.71
26:1H:2656:U:H3	26:1H:2665:A:H2	1.38	0.71
33:59:54:ARG:NH2	33:59:57:ASP:OD1	2.23	0.71
36:25:63:VAL:HG12	36:25:106:LEU:HD11	1.71	0.71
17:8I:13:ASP:HA	17:8I:19:VAL:HG12	1.71	0.71
26:1H:226:G:H21	26:1H:228:A:H2	1.37	0.71
26:1H:1535:U:H5''	26:1H:1537:C:N4	2.06	0.71
26:14:2115:G:H1'	26:14:2171:A:H61	1.55	0.71
46:C5:60:PHE:HD1	46:C5:60:PHE:H	1.37	0.71
9:8E:10:ARG:NE	9:8E:105:ASP:OD2	2.22	0.71
26:1H:2062:A:OP1	61:1H:3532:HOH:O	2.07	0.71
1:1G:1228:C:OP1	13:4A:115:LYS:NZ	2.23	0.71
17:8A:81:ARG:HB3	17:8A:84:LEU:HD12	1.73	0.71
26:14:2498:C:OP2	61:14:3501:HOH:O	2.08	0.71
42:85:92:ARG:NH2	43:95:11:GLN:H	1.88	0.71
50:G5:13:ALA:HA	50:G5:16:LEU:HD23	1.73	0.71
1:13:1159:U:O4'	1:13:1182:G:N2	2.24	0.71
2:1E:43:ASP:HB3	2:1E:46:LYS:HD2	1.72	0.71
28:71:5:LYS:HA	28:71:8:ARG:HB2	1.73	0.71
1:1G:684:A:N6	61:1G:1707:HOH:O	2.23	0.71
32:49:5:VAL:HG11	32:49:101:ILE:HG22	1.71	0.71
43:95:44:LYS:O	43:95:46:VAL:N	2.21	0.71
1:13:1171:G:H2'	1:13:1172:C:H6	1.56	0.70
26:1H:747:U:O2	26:1H:2014:A:H1'	1.90	0.70
26:1H:2061:G:OP1	61:1H:3535:HOH:O	2.08	0.70
29:11:68:LYS:HB3	29:11:70:TRP:CZ3	2.26	0.70
26:14:2128:C:H42	26:14:2160:G:H1	1.39	0.70
26:14:2392:A:H2	26:14:2424:C:N4	1.88	0.70
45:B5:63:LYS:H	45:B5:63:LYS:HE3	1.54	0.70
1:13:1128:C:O2'	1:13:1146:A:N1	2.24	0.70
1:1G:560:U:H5'	1:1G:566:G:N2	2.06	0.70

*Continued on next page...*

*Continued from previous page...*

Atom-1	Atom-2	Interatomic distance (Å)	Clash overlap (Å)
26:14:34:C:O2'	26:14:35:G:O5'	2.09	0.70
29:19:44:ASN:HB3	29:19:45:ASN:C	2.12	0.70
37:35:55:ARG:HG2	37:35:56:SER:H	1.56	0.70
26:1H:298:G:N7	46:G8:84:ARG:NH2	2.39	0.70
26:1H:2105:C:H2'	26:1H:2106:G:H8	1.56	0.70
42:C8:92:ARG:CZ	43:D8:11:GLN:H	2.04	0.70
11:2A:27:ASN:OD1	11:2A:28:THR:N	2.25	0.70
26:14:1225:C:O3'	43:95:85:LYS:HA	1.91	0.70
32:49:60:LEU:HD22	32:49:68:PRO:HB3	1.71	0.70
38:45:21:THR:HG22	38:45:23:GLY:HA3	1.73	0.70
26:1H:55:G:H2'	26:1H:56:A:H8	1.56	0.70
26:1H:625:G:N7	37:78:107:LYS:NZ	2.39	0.70
26:1H:1218:C:OP2	42:C8:15:LYS:NZ	2.24	0.70
26:14:389:G:H22	37:35:72:PRO:HD3	1.56	0.70
1:13:235:C:H5'	17:8I:70:ARG:HG2	1.73	0.70
4:3E:157:LEU:O	4:3E:161:ASN:ND2	2.24	0.70
49:J8:41:ARG:HH11	49:J8:41:ARG:HG3	1.56	0.70
13:4A:8:GLU:OE1	32:49:115:ARG:NH2	2.24	0.70
57:3L:58:A:O2'	57:3L:59:A:O5'	2.09	0.70
43:95:1:MET:HB3	43:95:42:GLY:HA3	1.73	0.70
26:1H:307:G:N7	61:1H:3581:HOH:O	2.24	0.70
26:1H:2051:A:OP2	61:1H:3538:HOH:O	2.09	0.70
1:1G:1349:A:OP2	9:82:118:LYS:NZ	2.24	0.70
7:62:27:ILE:HD12	7:62:40:ALA:HA	1.73	0.70
27:1J:18:G:N2	27:1J:65:C:N3	2.38	0.70
1:13:608:A:OP2	61:13:1804:HOH:O	2.08	0.70
2:1E:208:ILE:HG22	2:1E:211:ILE:HD11	1.74	0.70
6:5E:38:GLU:OE1	6:5E:64:GLN:NE2	2.25	0.70
26:1H:2135:A:N6	26:1H:2156:G:O2'	2.24	0.70
39:98:24:GLN:HE22	39:98:36:THR:HG21	1.57	0.70
1:1G:490:G:P	4:32:132:ARG:HH22	2.15	0.70
4:32:95:GLY:O	4:32:99:SER:OG	2.10	0.70
26:14:1856:G:N2	26:14:1886:C:O2	2.25	0.70
26:14:2197:U:H1'	26:14:2198:A:C8	2.27	0.70
37:35:52:GLU:OE1	37:35:54:GLY:N	2.23	0.70
1:13:8:A:H62	4:3E:208:SER:HB3	1.56	0.70
3:2E:131:ARG:HH21	3:2E:135:LYS:HE3	1.57	0.70
11:2I:27:ASN:OD1	11:2I:28:THR:N	2.24	0.70
26:1H:31:C:OP1	61:1H:3537:HOH:O	2.09	0.70
47:H8:19:ARG:NH1	47:H8:84:GLU:O	2.25	0.70
4:32:19:LEU:HD12	4:32:21:LEU:HD11	1.74	0.70

*Continued on next page...*



*Continued from previous page...*

Atom-1	Atom-2	Interatomic distance (Å)	Clash overlap (Å)
2:1E:8:LYS:HG2	2:1E:9:GLU:H	1.56	0.70
9:8E:86:VAL:HG21	9:8E:96:LEU:HD22	1.74	0.70
26:1H:1298:C:H5''	26:1H:1299:G:OP2	1.90	0.70
27:16:100:G:OP2	61:16:302:HOH:O	2.10	0.70
31:31:66:PRO:O	31:31:67:GLN:HB3	1.90	0.70
5:4E:101:ILE:O	5:4E:120:THR:OG1	2.10	0.69
26:1H:1728:G:H8	26:1H:1732:A:H62	1.38	0.69
19:AA:7:LYS:HB2	19:AA:8:GLY:HA2	1.74	0.69
19:AA:37:ARG:O	19:AA:70:LYS:NZ	2.25	0.69
30:29:14:ILE:HB	41:75:14:TYR:CE2	2.27	0.69
6:5E:89:MET:HG3	18:9I:76:LEU:HD21	1.74	0.69
11:2I:124:LYS:HD2	11:2I:125:PHE:HE1	1.57	0.69
26:1H:1243:G:N7	61:1H:3589:HOH:O	2.25	0.69
41:B8:56:GLY:O	41:B8:59:THR:HG23	1.91	0.69
1:1G:1342:C:H4'	9:82:125:TYR:HB2	1.74	0.69
26:14:397:G:N7	61:14:3554:HOH:O	2.24	0.69
26:14:831:G:N7	61:14:3558:HOH:O	2.26	0.69
26:14:1453:A:OP2	61:14:3523:HOH:O	2.08	0.69
26:14:2280:G:O2'	26:14:2388:A:N1	2.22	0.69
26:14:2720:U:H3	26:14:2873:A:H2	1.39	0.69
30:29:27:LEU:HG	41:75:1:MET:HG3	1.74	0.69
30:29:47:VAL:HG21	30:29:86:PRO:HD2	1.74	0.69
34:69:75:LEU:HD13	34:69:77:LEU:HD22	1.74	0.69
26:1H:1434:A:H61	26:1H:1558:A:N6	1.89	0.69
26:1H:1593:G:H2'	26:1H:1594:G:C8	2.27	0.69
26:1H:2849:U:OP2	41:B8:95:ARG:NH1	2.25	0.69
31:31:167:ALA:HB1	31:31:173:VAL:HG11	1.73	0.69
38:88:104:PHE:HE2	38:88:125:LEU:HD11	1.57	0.69
40:A8:48:LEU:HD22	40:A8:82:ILE:HD11	1.74	0.69
1:1G:957:U:H1'	1:1G:960:U:H5	1.57	0.69
3:22:47:LEU:O	3:22:51:GLY:N	2.25	0.69
26:14:1954:G:O2'	26:14:1956:U:O4	2.06	0.69
1:13:1368:G:H5''	9:8E:112:LYS:HB3	1.74	0.69
26:1H:1021:A:H8	26:1H:1022:G:H5''	1.57	0.69
13:4A:78:ILE:HG23	13:4A:92:HIS:HB3	1.74	0.69
56:1L:76:A:O2'	26:14:2583:G:N2	2.25	0.69
2:1E:192:SER:OG	2:1E:193:ASP:N	2.25	0.69
26:1H:1570:A:H5'	29:11:37:LEU:HD21	1.74	0.69
26:1H:1833:U:H2'	26:1H:1834:U:H6	1.56	0.69
47:D5:76:LEU:HA	47:D5:83:PRO:HA	1.75	0.69
7:62:148:ASN:ND2	7:62:148:ASN:O	2.26	0.69

*Continued on next page...*

*Continued from previous page...*

Atom-1	Atom-2	Interatomic distance (Å)	Clash overlap (Å)
26:14:71:A:H2	45:B5:31:HIS:CE1	2.10	0.69
26:14:270(L):U:O2'	26:14:270(N):G:N2	2.25	0.69
26:14:2062:A:OP1	61:14:3526:HOH:O	2.11	0.69
9:8E:128:ARG:NH2	23:2K:36:A:OP2	2.19	0.69
26:1H:270(K):C:H2'	26:1H:270(N):G:H22	1.57	0.69
37:78:18:ARG:O	61:78:301:HOH:O	2.09	0.69
1:1G:420:U:O2'	1:1G:423:G:O6	2.10	0.69
1:1G:1124:G:O2'	1:1G:1145:C:N4	2.26	0.69
4:32:100:ARG:NH1	4:32:102:ASP:OD2	2.26	0.69
45:B5:57:LEU:HD11	45:B5:78:LYS:HE2	1.75	0.69
1:13:446:G:H1	1:13:488:C:H42	1.41	0.69
1:13:501:C:H2'	1:13:502:G:H8	1.58	0.69
1:13:811:C:N3	61:13:1814:HOH:O	2.26	0.69
1:13:1315:U:HO2'	1:13:1360:A:HO2'	1.40	0.69
1:13:1455:G:H5''	20:BI:31:SER:HB2	1.74	0.69
11:2I:85:ARG:HE	11:2I:111:ASP:HB3	1.57	0.69
26:1H:459:U:H5''	54:P8:40:TRP:CD2	2.28	0.69
26:1H:731:C:OP2	61:1H:3511:HOH:O	2.09	0.69
26:1H:1036:G:N2	26:1H:1119:C:O2	2.20	0.69
26:1H:1678:G:N2	26:1H:1989:G:H22	1.91	0.69
30:21:38:THR:HG22	30:21:41:LYS:HB2	1.75	0.69
30:21:105:THR:HG1	30:21:199:ARG:HH21	1.40	0.69
9:82:65:VAL:HG21	9:82:73:GLN:HB3	1.74	0.69
13:4A:79:LYS:HA	13:4A:82:MET:HB2	1.73	0.69
26:14:760:G:OP1	61:14:3524:HOH:O	2.10	0.69
26:14:1210:A:H5'	26:14:1212:G:H5'	1.74	0.69
26:14:1997:G:OP2	61:14:3525:HOH:O	2.10	0.69
26:14:2287:A:H62	26:14:2344:U:H3	1.38	0.69
1:13:1130:A:O2'	9:8E:3:GLN:NE2	2.26	0.69
22:1K:74:C:H42	26:1H:2508:G:H5'	1.58	0.69
22:1K:76:A:H8	26:1H:2583:G:H21	1.40	0.69
26:1H:2592:G:N7	61:1H:3584:HOH:O	2.24	0.69
18:9I:59:SER:OG	18:9I:60:ALA:N	2.26	0.69
50:K8:31:GLU:HB2	50:K8:53:LEU:HD11	1.74	0.69
2:12:21:ARG:HA	2:12:39:ILE:H	1.57	0.69
3:22:26:LYS:HG3	3:22:27:LYS:HG2	1.75	0.69
8:72:44:PHE:HD2	8:72:80:ILE:HG12	1.58	0.69
11:2A:98:LEU:O	11:2A:101:SER:OG	2.08	0.69
13:4A:13:LYS:HD3	13:4A:14:ARG:H	1.58	0.69
26:14:2409:G:N7	61:14:3555:HOH:O	2.25	0.69
30:29:200:GLU:OE1	30:29:200:GLU:N	2.20	0.69

*Continued on next page...*

*Continued from previous page...*

Atom-1	Atom-2	Interatomic distance (Å)	Clash overlap (Å)
1:13:1286:A:C8	1:13:1287:A:H4'	2.27	0.68
54:P8:27:GLY:HA2	54:P8:30:VAL:HG23	1.75	0.68
1:13:259:G:OP2	20:BI:83:ARG:NH1	2.27	0.68
1:13:524:G:H2'	1:13:525:C:C6	2.29	0.68
20:BI:69:GLY:O	20:BI:73:HIS:NE2	2.26	0.68
49:J8:87:PRO:HA	49:J8:90:ILE:HG13	1.74	0.68
50:K8:42:GLY:O	50:K8:44:LEU:N	2.26	0.68
26:14:945:A:N3	61:14:3559:HOH:O	2.26	0.68
29:19:93:ALA:HB3	29:19:105:ILE:HG22	1.75	0.68
33:59:9:ILE:O	33:59:69:ARG:NH1	2.26	0.68
36:25:13:ASN:ND2	36:25:96:THR:OG1	2.26	0.68
26:1H:943:U:OP2	37:78:36:LYS:HG3	1.93	0.68
61:1H:3934:HOH:O	37:78:26:GLY:HA2	1.93	0.68
52:M8:40:HIS:CE1	52:M8:46:GLN:HA	2.26	0.68
4:32:12:CYS:SG	4:32:18:LYS:HA	2.33	0.68
9:82:10:ARG:NH1	9:82:105:ASP:OD2	2.26	0.68
30:29:3:GLY:HA3	30:29:81:ILE:HD12	1.76	0.68
42:85:91:ASP:OD1	42:85:96:ALA:N	2.25	0.68
1:13:310:G:OP2	16:7I:27:LYS:NZ	2.25	0.68
1:13:542:G:OP1	4:3E:10:ARG:NH2	2.26	0.68
1:13:798:G:N7	61:13:1815:HOH:O	2.26	0.68
1:13:1422:G:H5''	36:68:48:PRO:HB3	1.75	0.68
26:1H:818:G:OP2	61:1H:3540:HOH:O	2.10	0.68
26:1H:1441:G:H2'	26:1H:1442:G:C8	2.29	0.68
26:1H:1701:A:OP2	61:1H:3544:HOH:O	2.12	0.68
26:1H:2292:C:OP1	40:A8:17:ARG:NH2	2.25	0.68
43:D8:44:LYS:O	43:D8:46:VAL:N	2.25	0.68
10:1A:40:LEU:HD22	10:1A:71:LEU:HD13	1.76	0.68
18:9A:36:ASN:ND2	18:9A:36:ASN:O	2.27	0.68
33:59:9:ILE:HG22	33:59:52:VAL:H	1.58	0.68
2:1E:19:HIS:HE1	2:1E:206:ASP:HB2	1.57	0.68
2:1E:33:TYR:HB2	2:1E:43:ASP:HB2	1.75	0.68
18:9I:38:GLU:HA	18:9I:41:LYS:NZ	2.08	0.68
26:1H:120:U:OP2	61:1H:3541:HOH:O	2.11	0.68
26:1H:2580:U:H4'	30:21:130:GLY:HA3	1.75	0.68
27:16:15:A:H5'	27:16:16:G:H8	1.57	0.68
37:78:21:ARG:HD2	61:78:306:HOH:O	1.93	0.68
51:L8:26:LEU:HD21	51:L8:46:ASN:HB3	1.74	0.68
26:14:2689:U:OP2	26:14:2719:G:N2	2.25	0.68
26:1H:287:C:H2'	26:1H:288:C:H6	1.58	0.68
26:1H:528:A:O2'	26:1H:529:A:H5''	1.93	0.68

*Continued on next page...*

*Continued from previous page...*

Atom-1	Atom-2	Interatomic distance (Å)	Clash overlap (Å)
26:1H:1652:A:H2'	26:1H:1653:G:H5'	1.74	0.68
39:98:56:LYS:HE3	39:98:88:ARG:HA	1.75	0.68
1:1G:1321:C:N4	1:1G:1322:C:H41	1.92	0.68
2:12:118:LEU:HD11	2:12:141:GLU:HG2	1.75	0.68
5:42:101:ILE:O	5:42:120:THR:OG1	2.12	0.68
26:14:2689:U:P	26:14:2719:G:H22	2.16	0.68
38:45:38:GLU:HG3	38:45:127:ILE:HG22	1.76	0.68
43:95:70:ILE:N	43:95:86:GLY:O	2.24	0.68
1:13:1497:G:H2'	1:13:1498:U:H5'	1.76	0.68
26:1H:760:G:OP1	61:1H:3546:HOH:O	2.12	0.68
26:1H:2789:C:H1'	26:1H:2892:A:C2	2.28	0.68
38:88:79:LEU:HD12	38:88:80:GLU:HG3	1.75	0.68
6:52:7:ASN:N	6:52:7:ASN:OD1	2.24	0.68
26:14:2787:C:O2'	30:29:61:ARG:O	2.10	0.68
3:2E:136:GLN:OE1	3:2E:140:ARG:NH1	2.26	0.68
26:1H:2176:A:OP1	28:71:7:TYR:OH	2.08	0.68
32:41:97:ASP:O	32:41:100:TRP:N	2.27	0.68
47:H8:95:PRO:HB2	47:H8:127:LYS:HE2	1.74	0.68
1:1G:1266:G:N2	1:1G:1270:C:N3	2.42	0.68
5:42:42:GLY:HA3	5:42:65:ASN:O	1.93	0.68
26:14:1174:A:H2'	26:14:1176:G:H5'	1.74	0.68
26:14:2681:C:H5	26:14:2725:A:H62	1.42	0.68
38:45:88:GLY:O	38:45:89:ASN:ND2	2.27	0.68
1:13:737:A:H2'	1:13:738:C:H6	1.58	0.68
26:1H:336:C:OP1	46:G8:83:THR:HG23	1.93	0.68
31:31:130:ALA:H	31:31:132:VAL:HG13	1.59	0.68
1:1G:532:A:N6	1:1G:1206:G:O2'	2.27	0.68
1:1G:1054:C:H6	1:1G:1196:U:HO2'	1.39	0.68
12:3A:70:ILE:HD13	12:3A:77:LEU:HD12	1.73	0.68
1:13:27:G:H4'	4:3E:209:ARG:HD3	1.76	0.68
13:4I:39:ILE:HD12	13:4I:56:LEU:HD22	1.75	0.68
26:1H:780:G:H21	26:1H:783:A:H62	1.41	0.68
2:12:11:LEU:HG	2:12:217:ARG:NH2	2.09	0.68
12:3A:47:LYS:HG3	12:3A:48:PRO:CD	2.24	0.68
46:C5:50:ARG:HG3	46:C5:53:PRO:HG2	1.75	0.68
1:13:353:A:H8	1:13:353:A:H5'	1.59	0.67
1:13:612:C:O2	1:13:629:G:N2	2.26	0.67
1:13:1122:U:O4	1:13:1123:A:N6	2.26	0.67
26:1H:1456:G:OP2	61:1H:3542:HOH:O	2.11	0.67
26:1H:1899:G:N2	26:1H:1902:C:C5	2.62	0.67
26:1H:2127:G:H1	26:1H:2161:C:H2'	1.58	0.67

*Continued on next page...*

*Continued from previous page...*

Atom-1	Atom-2	Interatomic distance (Å)	Clash overlap (Å)
38:88:65:PHE:O	38:88:66:ILE:HG13	1.94	0.67
48:I8:11:ARG:O	48:I8:14:ARG:NH2	2.27	0.67
1:1G:571:U:H3	1:1G:864:A:H61	1.40	0.67
1:1G:1124:G:HO2'	1:1G:1145:C:N4	1.92	0.67
1:1G:1221:G:OP1	1:1G:1321:C:N4	2.26	0.67
20:BA:51:GLU:HA	20:BA:54:LYS:HE3	1.75	0.67
29:19:69:ARG:NH2	29:19:128:GLY:O	2.25	0.67
36:25:17:ARG:HB2	36:25:45:GLU:HG2	1.75	0.67
28:71:59:ARG:HB2	28:71:164:ARG:HD2	1.75	0.67
1:1G:777:A:H2	11:2A:119:CYS:HB3	1.60	0.67
26:14:733:G:N7	61:14:3521:HOH:O	2.27	0.67
44:A5:65:LEU:HD13	44:A5:68:ARG:HD3	1.76	0.67
1:13:505:G:OP1	61:13:1807:HOH:O	2.12	0.67
1:13:1266:G:N2	1:13:1270:C:N3	2.42	0.67
26:1H:934:G:H2'	26:1H:935:C:H6	1.59	0.67
26:1H:1045:A:H1'	26:1H:1047:G:C5	2.28	0.67
26:1H:1386:C:H2'	26:1H:1387:C:H6	1.59	0.67
26:1H:1534:G:N1	26:1H:1539:G:N3	2.41	0.67
26:1H:1664:A:OP2	61:1H:3543:HOH:O	2.12	0.67
26:1H:2308:G:N1	26:1H:2311:A:H2	1.89	0.67
32:41:96:ARG:HB2	32:41:96:ARG:HH11	1.59	0.67
41:B8:26:ASP:HB3	41:B8:92:GLY:H	1.60	0.67
44:E8:97:LYS:HE2	44:E8:99:ARG:NH2	2.10	0.67
50:K8:4:SER:OG	50:K8:7:ARG:N	2.27	0.67
1:1G:875:C:H1'	8:72:15:ASN:HD21	1.59	0.67
12:3A:41:ARG:HB3	12:3A:41:ARG:NH1	2.09	0.67
26:14:2469:A:H8	38:45:56:ARG:HH21	1.42	0.67
48:E5:36:ILE:HD11	48:E5:39:ARG:HG2	1.75	0.67
2:1E:100:GLY:O	2:1E:104:ASN:N	2.21	0.67
26:1H:686:G:O5'	54:P8:11:LYS:NZ	2.28	0.67
33:51:8:PRO:HG2	33:51:69:ARG:HH21	1.60	0.67
1:1G:613:C:O3'	4:32:86:LYS:NZ	2.27	0.67
44:A5:88:ARG:NH1	44:A5:94:ASP:OD2	2.23	0.67
1:13:601:C:H2'	1:13:602:A:C8	2.29	0.67
9:8E:43:ALA:HA	9:8E:74:ILE:HD13	1.76	0.67
12:3I:24:VAL:HB	12:3I:27:LEU:HD12	1.77	0.67
14:5I:6:LEU:HB3	14:5I:23:ARG:HH22	1.60	0.67
26:1H:516:C:OP1	53:N8:13:LYS:NZ	2.27	0.67
26:1H:1441:G:H2'	26:1H:1442:G:H8	1.59	0.67
26:14:305:U:H2'	26:14:306:U:C6	2.30	0.67
26:14:1159:U:H2'	26:14:1160:G:H8	1.59	0.67

*Continued on next page...*

*Continued from previous page...*

Atom-1	Atom-2	Interatomic distance (Å)	Clash overlap (Å)
1:1G:768:A:OP2	61:1G:1704:HOH:O	2.13	0.67
1:1G:957:U:H1'	1:1G:960:U:C5	2.29	0.67
1:1G:1025:U:H5'	1:1G:1026:G:H5'	1.75	0.67
2:1E:28:PHE:HD2	2:1E:190:THR:HG23	1.59	0.67
14:5I:27:CYS:SG	14:5I:29:ARG:HB2	2.35	0.67
26:1H:2131:G:H1'	26:1H:2158:A:C6	2.30	0.67
30:21:101:ARG:HG2	30:21:169:ASN:OD1	1.95	0.67
40:A8:85:VAL:HG23	40:A8:112:PHE:HZ	1.58	0.67
11:2A:34:ASP:HB3	11:2A:40:ILE:HD11	1.77	0.67
26:14:1534:G:H3'	26:14:1535:U:H5''	1.77	0.67
26:14:2306:C:H3'	26:14:2307:G:H5''	1.75	0.67
1:1G:983:A:H61	1:1G:1222:G:H22	1.41	0.67
4:32:173:TRP:CD1	4:32:174:LEU:HG	2.30	0.67
29:19:108:PRO:HB3	29:19:143:HIS:HE1	1.60	0.67
26:1H:252:G:OP2	37:78:50:ARG:NH1	2.28	0.67
27:16:8:U:N3	27:16:112:G:O6	2.17	0.67
32:41:113:ARG:HE	52:M8:34:GLU:HG2	1.60	0.67
35:58:57:ALA:C	35:58:59:LYS:H	1.98	0.67
41:B8:108:ARG:HG3	41:B8:109:GLU:N	2.10	0.67
46:G8:82:PRO:HG3	46:G8:97:ARG:HD2	1.77	0.67
1:1G:1003:G:N2	1:1G:1005:A:OP1	2.28	0.67
26:14:140:A:H8	26:14:1408:C:HO2'	1.43	0.67
26:14:2378:A:H4'	40:65:23:ARG:HH11	1.60	0.67
38:45:25:ASP:CB	38:45:102:VAL:H	2.07	0.67
49:F5:29:GLY:O	49:F5:30:VAL:HG22	1.94	0.67
1:13:618:C:H5''	1:13:619:U:H5''	1.75	0.67
26:14:1729:A:H2'	26:14:1731:G:N2	2.10	0.67
46:C5:28:LYS:NZ	46:C5:64:GLU:OE2	2.28	0.67
1:13:610:G:O6	61:13:1803:HOH:O	2.08	0.66
1:13:671:G:H2'	1:13:672:U:H6	1.61	0.66
26:1H:1689:A:H62	26:1H:1698:A:H2	1.43	0.66
26:1H:1972:A:H2'	26:1H:1973:G:H8	1.57	0.66
30:21:128:SER:OG	30:21:129:HIS:N	2.26	0.66
37:78:115:LEU:HA	37:78:134:ALA:HB2	1.77	0.66
2:12:144:ARG:HA	2:12:147:LYS:HE3	1.77	0.66
11:2A:48:ILE:HD11	11:2A:64:ALA:HA	1.76	0.66
11:2A:82:VAL:HB	11:2A:108:ILE:HG12	1.77	0.66
57:3L:9:A:H5'	57:3L:11:C:H41	1.60	0.66
26:14:1578:U:OP2	61:14:3527:HOH:O	2.13	0.66
34:69:65:ALA:O	34:69:69:LYS:N	2.28	0.66
48:E5:32:ARG:O	48:E5:34:GLY:N	2.28	0.66

*Continued on next page...*

*Continued from previous page...*

Atom-1	Atom-2	Interatomic distance (Å)	Clash overlap (Å)
1:13:438:G:H4'	4:3E:123:HIS:CD2	2.30	0.66
1:13:576:G:O5'	61:13:1810:HOH:O	2.14	0.66
26:1H:607:U:H3	26:1H:621:A:H2	1.43	0.66
44:E8:58:ALA:HB1	44:E8:64:MET:HE2	1.77	0.66
3:22:119:ARG:HH12	3:22:140:ARG:HG2	1.59	0.66
9:82:5:TYR:HA	9:82:87:GLN:NE2	2.06	0.66
9:82:96:LEU:HG	9:82:101:PHE:HB2	1.77	0.66
29:19:49:ILE:HD11	29:19:52:ARG:HA	1.75	0.66
29:19:148:GLU:HB2	29:19:151:LYS:HD2	1.76	0.66
42:85:100:VAL:HG12	42:85:101:ARG:HG3	1.77	0.66
26:1H:1138:G:H21	35:58:106:MET:HE3	1.59	0.66
26:1H:1210:A:H5'	26:1H:1210:A:H8	1.59	0.66
26:1H:1607:C:O2	61:1H:3539:HOH:O	2.10	0.66
26:1H:2232:U:P	49:J8:40:ARG:HH12	2.18	0.66
26:1H:2362:G:OP1	55:Q8:44:LYS:NZ	2.24	0.66
30:21:97:LYS:N	30:21:100:GLU:OE1	2.26	0.66
33:51:6:ARG:HA	33:51:66:GLY:HA2	1.78	0.66
34:61:110:ASP:HB2	34:61:112:LYS:HG2	1.77	0.66
37:78:61:ARG:HH11	37:78:61:ARG:HG3	1.60	0.66
43:D8:65:GLY:HA3	43:D8:91:TYR:CE1	2.31	0.66
52:M8:40:HIS:ND1	52:M8:45:GLY:O	2.28	0.66
1:1G:926:G:N2	25:4L:15:A:OP2	2.28	0.66
1:1G:1095:U:OP1	1:1G:1108:G:N2	2.24	0.66
26:14:1169:G:H1	26:14:1180:C:H42	1.41	0.66
33:59:72:ILE:HA	33:59:75:ALA:HB3	1.77	0.66
26:1H:860:U:H5	26:1H:917:A:C2	2.14	0.66
30:21:38:THR:HG23	30:21:40:GLU:H	1.60	0.66
1:1G:130:A:C8	17:8A:63:ARG:HG3	2.30	0.66
1:1G:1287:A:H2'	1:1G:1288:A:C8	2.30	0.66
26:14:1378:A:O2'	26:14:1380:G:N7	2.24	0.66
49:F5:64:ALA:HA	49:F5:67:ILE:HD13	1.77	0.66
55:M5:24:ALA:N	55:M5:48:PHE:O	2.28	0.66
1:13:21:G:OP1	61:13:1808:HOH:O	2.13	0.66
1:13:504:C:OP1	61:13:1807:HOH:O	2.13	0.66
34:61:110:ASP:N	34:61:110:ASP:OD1	2.26	0.66
1:1G:934:C:O2'	1:1G:1344:C:OP2	2.11	0.66
1:1G:1016:A:HO2'	1:1G:1217:C:HO2'	1.43	0.66
26:14:2638:G:OP2	30:29:82:ARG:NH2	2.29	0.66
1:13:1060:C:O2'	10:1I:56:HIS:ND1	2.27	0.66
22:1K:48:C:O2'	22:1K:59:A:O4'	2.12	0.66
26:1H:392:C:OP1	61:1H:3548:HOH:O	2.13	0.66

*Continued on next page...*

*Continued from previous page...*

Atom-1	Atom-2	Interatomic distance (Å)	Clash overlap (Å)
26:1H:1021:A:C8	26:1H:1022:G:H5''	2.30	0.66
26:1H:2287:A:H2	26:1H:2346:A:H2	1.42	0.66
27:16:72:G:OP2	61:16:303:HOH:O	2.12	0.66
34:61:31:LEU:HD21	34:61:38:LEU:HD12	1.76	0.66
1:1G:1300:G:O2'	1:1G:1301:U:O5'	2.13	0.66
36:25:24:VAL:HA	36:25:39:ILE:HG22	1.76	0.66
1:13:871:U:OP1	61:13:1809:HOH:O	2.13	0.66
1:1G:1126:U:H4'	1:1G:1127:G:C8	2.30	0.66
1:1G:1318:A:H1'	19:AA:37:ARG:HD2	1.76	0.66
26:14:71:A:OP2	26:14:71:A:H3'	1.94	0.66
32:49:93:THR:HG21	32:49:95:ARG:HH21	1.61	0.66
35:15:67:LEU:HG	35:15:88:GLU:HG2	1.78	0.66
1:1G:45:U:H2'	1:1G:46:G:C8	2.30	0.66
32:49:124:SER:HB2	32:49:131:TYR:CE1	2.31	0.66
47:D5:77:ASP:OD2	47:D5:80:ARG:NH1	2.29	0.66
1:13:628:G:H2'	1:13:629:G:C8	2.29	0.66
24:3K:29:U:H2'	24:3K:30:G:H8	1.61	0.66
26:1H:1525:G:H2'	26:1H:1526:G:H8	1.61	0.66
26:1H:1641:A:H5''	26:1H:1642:G:OP2	1.95	0.66
26:1H:2057:A:OP2	61:1H:3550:HOH:O	2.14	0.66
27:16:81:G:N2	61:16:307:HOH:O	2.28	0.66
38:88:78:PRO:O	38:88:79:LEU:HB3	1.96	0.66
50:K8:41:ILE:HD13	50:K8:44:LEU:HG	1.77	0.66
1:1G:1023:G:H5''	1:1G:1024:G:H21	1.60	0.66
55:M5:14:VAL:HG11	55:M5:22:VAL:HG13	1.77	0.66
2:1E:67:THR:HG21	2:1E:155:LEU:HD13	1.77	0.66
43:D8:59:ALA:HB2	43:D8:96:ILE:HD13	1.78	0.66
46:G8:54:LYS:HA	46:G8:56:PRO:HD3	1.78	0.66
1:1G:243:A:H4'	1:1G:244:U:H5''	1.78	0.66
26:14:676:A:H8	26:14:2069:G:N2	1.89	0.66
26:14:731:C:OP1	61:14:3532:HOH:O	2.15	0.66
26:14:1614:A:OP2	61:14:3528:HOH:O	2.13	0.66
26:14:2836:U:H2'	26:14:2837:G:C8	2.29	0.66
26:1H:140:A:H8	26:1H:1408:C:HO2'	1.43	0.65
26:1H:176:G:O2'	26:1H:177:G:H5'	1.96	0.65
26:1H:900:A:H3'	26:1H:901:A:H8	1.60	0.65
26:1H:1990:C:OP2	61:1H:3549:HOH:O	2.14	0.65
3:22:16:ARG:HH22	3:22:181:ASN:HD22	1.43	0.65
26:14:94:G:N3	50:G5:47:ASN:ND2	2.44	0.65
26:14:780:G:OP1	29:19:218:ARG:NH2	2.29	0.65
26:14:879:G:O2'	26:14:898:C:N4	2.29	0.65

*Continued on next page...*



*Continued from previous page...*

Atom-1	Atom-2	Interatomic distance (Å)	Clash overlap (Å)
1:13:1323:G:H2'	1:13:1324:A:C8	2.31	0.65
5:4E:84:PHE:HB3	5:4E:134:ALA:HB2	1.77	0.65
26:1H:2287:A:N6	26:1H:2344:U:H3	1.94	0.65
31:31:136:THR:HG22	31:31:166:ALA:O	1.96	0.65
41:B8:107:ASP:O	41:B8:110:ILE:HG23	1.96	0.65
1:1G:376:G:O3'	16:7A:5:ARG:NH1	2.27	0.65
12:3A:71:PRO:O	12:3A:102:ARG:NH1	2.29	0.65
26:14:117:G:OP1	26:14:124:G:N1	2.26	0.65
26:14:1055:G:N2	26:14:1086:A:O4'	2.29	0.65
26:14:1165:U:H2'	26:14:1166:C:C6	2.30	0.65
27:1J:15:A:H1'	27:1J:109:G:C8	2.31	0.65
51:H5:39:ASP:O	51:H5:44:ARG:NH1	2.29	0.65
1:13:403:C:OP1	4:3E:137:SER:OG	2.12	0.65
1:13:404:U:OP1	4:3E:118:ARG:NH1	2.28	0.65
26:1H:1515:C:H2'	26:1H:1516:U:H6	1.60	0.65
28:71:59:ARG:HG3	28:71:164:ARG:HG2	1.77	0.65
30:21:201:THR:HG22	30:21:203:LYS:H	1.60	0.65
31:31:29:ASN:H	31:31:112:MET:HE1	1.62	0.65
26:14:93:C:H5'	26:14:94:G:OP2	1.96	0.65
26:14:1164:G:H1	26:14:1185:C:H42	1.43	0.65
26:14:1416:G:O2'	26:14:1417:C:O5'	2.14	0.65
26:14:2064:C:H2'	26:14:2065:C:C6	2.31	0.65
27:1J:42:C:H2'	32:49:66:GLN:HE21	1.60	0.65
30:29:87:GLU:N	30:29:87:GLU:OE2	2.29	0.65
26:1H:1165:U:H2'	26:1H:1166:C:C6	2.32	0.65
29:19:25:THR:OG1	29:19:26:LYS:N	2.21	0.65
54:L5:12:ARG:HH21	54:L5:44:PRO:HB3	1.59	0.65
1:13:316:G:OP2	1:13:351:G:O2'	2.13	0.65
1:13:1003:G:N2	1:13:1037:C:N3	2.36	0.65
24:3K:53:G:N2	24:3K:62:C:O2	2.29	0.65
26:1H:1405:U:H2'	26:1H:1406:U:C6	2.31	0.65
26:1H:1417:C:OP2	61:1H:3552:HOH:O	2.14	0.65
26:1H:2159:G:H2'	26:1H:2160:G:O4'	1.96	0.65
30:21:77:ILE:O	30:21:79:ARG:N	2.29	0.65
7:62:21:VAL:HG23	7:62:22:LEU:HD12	1.77	0.65
11:2A:48:ILE:HG21	11:2A:63:LEU:HG	1.78	0.65
26:14:603:A:H8	26:14:604:G:H1'	1.61	0.65
26:14:796:C:H2'	26:14:797:C:C6	2.32	0.65
26:14:2462:U:H2'	26:14:2463:C:C6	2.31	0.65
26:14:2846:G:N7	61:14:3567:HOH:O	2.30	0.65
31:39:129:PHE:HA	31:39:142:TRP:CD1	2.31	0.65

*Continued on next page...*

*Continued from previous page...*

Atom-1	Atom-2	Interatomic distance (Å)	Clash overlap (Å)
31:39:140:LEU:HD21	31:39:170:LEU:HD21	1.78	0.65
36:25:64:ARG:NH1	36:25:81:ASP:OD1	2.29	0.65
43:95:71:LEU:N	43:95:86:GLY:HA2	2.12	0.65
26:1H:1971:A:C4	29:11:241:PRO:HD3	2.31	0.65
26:1H:2061:G:P	61:1H:3535:HOH:O	2.55	0.65
26:1H:2394:C:H2'	26:1H:2395:C:H6	1.61	0.65
13:4A:102:ARG:HD3	13:4A:105:THR:HG23	1.79	0.65
26:14:26:G:OP1	44:A5:80:PRO:HB3	1.97	0.65
26:14:1278:A:OP1	39:55:36:THR:HG22	1.96	0.65
26:14:1534:G:H3'	26:14:1535:U:C5'	2.26	0.65
46:C5:75:ILE:HG23	46:C5:80:GLY:HA2	1.78	0.65
26:1H:1359:A:H2	26:1H:1372:U:O4	1.80	0.65
26:1H:1899:G:N2	26:1H:1902:C:H5	1.93	0.65
1:1G:407:G:H2'	1:1G:408:A:C8	2.32	0.65
1:1G:1028(B):C:O2	1:1G:1030:C:N4	2.29	0.65
4:32:31:CYS:HB2	4:32:33:MET:O	1.96	0.65
14:5A:59:ALA:HB1	14:5A:61:TRP:HZ3	1.62	0.65
17:8A:63:ARG:HG2	17:8A:64:PRO:HD2	1.79	0.65
26:14:907:U:O2'	38:45:101:ARG:NH2	2.27	0.65
26:14:1106:G:H3'	26:14:1107:G:H8	1.62	0.65
26:14:2444:G:OP2	31:39:68:LYS:NZ	2.26	0.65
29:19:45:ASN:O	29:19:47:GLY:N	2.30	0.65
1:13:642:A:N3	8:7E:113:SER:OG	2.29	0.65
1:13:1139:G:H4'	1:13:1140:C:H5'	1.79	0.65
17:8I:76:LEU:HD11	17:8I:79:SER:HB2	1.78	0.65
32:41:17:PRO:HA	32:41:20:ILE:HD12	1.79	0.65
36:68:34:THR:OG1	36:68:35:VAL:N	2.30	0.65
57:3L:63:U:H2'	57:3L:64:G:H8	1.62	0.65
26:14:89:G:H3'	26:14:90:U:H5''	1.78	0.65
36:25:24:VAL:HB	36:25:33:ALA:HB2	1.79	0.65
49:F5:52:ARG:NH2	49:F5:57:GLU:OE1	2.30	0.65
1:13:346:G:OP1	41:B8:41:ARG:NH2	2.27	0.65
26:1H:1899:G:H22	26:1H:1902:C:N4	1.95	0.65
26:1H:2334:G:O6	48:I8:74:ARG:NH2	2.29	0.65
5:42:60:TYR:HB3	5:42:64:ARG:CZ	2.27	0.65
40:65:78:LEU:HD11	40:65:107:GLU:HB3	1.78	0.65
45:B5:51:VAL:H	45:B5:83:VAL:HG23	1.62	0.65
26:1H:2232:U:OP1	49:J8:40:ARG:NH1	2.24	0.65
40:A8:34:HIS:CE1	40:A8:54:LEU:HD23	2.31	0.65
1:1G:352:C:O2'	1:1G:354:G:OP1	2.13	0.65
26:14:49:A:H4'	26:14:50:U:H5''	1.78	0.65

*Continued on next page...*

*Continued from previous page...*

Atom-1	Atom-2	Interatomic distance (Å)	Clash overlap (Å)
26:14:2880:C:H1'	39:55:92:GLY:HA3	1.78	0.65
55:M5:22:VAL:HG12	55:M5:50:LEU:HD23	1.79	0.65
1:13:812:C:O2	61:13:1805:HOH:O	2.11	0.64
12:3I:53:ARG:HG3	12:3I:53:ARG:HH11	1.61	0.64
19:AI:41:VAL:HG11	19:AI:67:VAL:HA	1.79	0.64
20:BI:89:ARG:HD2	20:BI:104:LEU:HD11	1.79	0.64
35:58:56:ASN:N	35:58:125:GLY:O	2.22	0.64
46:G8:55:TYR:CE1	46:G8:61:ILE:HD11	2.32	0.64
50:K8:42:GLY:C	50:K8:44:LEU:H	2.00	0.64
1:1G:448:A:P	1:1G:485:G:H22	2.20	0.64
13:4A:31:LYS:HA	13:4A:34:LEU:HD12	1.78	0.64
13:4A:53:VAL:O	13:4A:57:ARG:N	2.23	0.64
18:9A:22:VAL:HG22	18:9A:23:LYS:H	1.62	0.64
26:14:972:G:O2'	61:14:3531:HOH:O	2.14	0.64
26:14:1963:U:H5''	26:14:1963:U:O2	1.97	0.64
2:1E:121:LEU:HA	2:1E:124:SER:HB2	1.79	0.64
2:1E:198:ASP:OD1	2:1E:198:ASP:N	2.30	0.64
19:AI:41:VAL:HG21	19:AI:67:VAL:HG22	1.79	0.64
32:41:21:ARG:HH11	32:41:21:ARG:HB2	1.61	0.64
33:51:6:ARG:NH2	33:51:7:LEU:HD11	2.11	0.64
49:J8:78:LYS:O	49:J8:78:LYS:NZ	2.25	0.64
1:1G:108:G:H5'	1:1G:109:A:H5''	1.77	0.64
1:1G:1080:A:H5'	5:42:14:ARG:NH2	2.12	0.64
1:1G:1162:C:N3	1:1G:1174:G:N2	2.42	0.64
5:42:148:VAL:HG21	8:72:107:LEU:HD22	1.78	0.64
1:13:143:A:H5''	1:13:144:G:H5'	1.79	0.64
8:7E:64:LYS:HG2	8:7E:79:VAL:HG21	1.78	0.64
18:9I:22:VAL:O	18:9I:42:ARG:NH2	2.30	0.64
38:88:66:ILE:O	38:88:104:PHE:N	2.31	0.64
4:32:168:ARG:HD3	4:32:169:LYS:N	2.13	0.64
9:82:84:ALA:HA	9:82:87:GLN:HB2	1.80	0.64
26:14:1174:A:C2	26:14:1176:G:H4'	2.31	0.64
26:14:1653:G:H3'	39:55:2:ARG:HG2	1.79	0.64
26:14:2689:U:H5''	26:14:2713:A:C2	2.32	0.64
30:29:120:TRP:CD1	30:29:155:LYS:HB3	2.31	0.64
26:1H:2327:A:H2'	26:1H:2328:A:C8	2.31	0.64
34:61:144:VAL:HG22	34:61:145:VAL:HG23	1.78	0.64
37:78:138:LEU:HD12	37:78:144:GLU:HG3	1.78	0.64
13:4A:78:ILE:HD12	13:4A:92:HIS:ND1	2.12	0.64
17:8A:67:LYS:HA	17:8A:70:ARG:HH12	1.61	0.64
26:14:1757:U:H3	26:14:1762:A:H2	1.42	0.64

*Continued on next page...*

*Continued from previous page...*

Atom-1	Atom-2	Interatomic distance (Å)	Clash overlap (Å)
30:29:51:PHE:O	30:29:74:PRO:HB2	1.97	0.64
37:35:14:LYS:O	37:35:16:ARG:N	2.31	0.64
42:85:66:ASN:HB2	42:85:76:TYR:HB2	1.78	0.64
50:G5:25:VAL:HG12	50:G5:57:ILE:HG23	1.80	0.64
1:13:153:C:N4	1:13:168:G:H22	1.95	0.64
1:13:963:G:H21	10:1I:55:LYS:NZ	1.96	0.64
5:4E:27:ARG:HH21	5:4E:47:LYS:HB3	1.61	0.64
15:6I:39:LEU:HD13	15:6I:56:LEU:HB2	1.80	0.64
19:AI:5:LEU:HD12	19:AI:9:VAL:H	1.62	0.64
26:1H:2492:U:H2'	26:1H:2493:U:C6	2.33	0.64
1:1G:10:A:H2'	1:1G:11:G:H8	1.63	0.64
1:1G:837:G:H2'	1:1G:838:G:O4'	1.97	0.64
26:14:2317:C:H2'	26:14:2318:G:O4'	1.98	0.64
28:79:52:ARG:HB3	28:79:52:ARG:HH11	1.62	0.64
39:55:78:LYS:O	39:55:83:ILE:HG13	1.96	0.64
1:13:179:A:H2'	1:13:180:U:H6	1.63	0.64
9:8E:13:ALA:HB2	9:8E:68:GLY:HA3	1.80	0.64
19:AI:8:GLY:HA2	19:AI:10:PHE:CE1	2.32	0.64
1:1G:973:G:H3'	1:1G:974:A:H5''	1.79	0.64
1:1G:1143:G:H2'	1:1G:1144:G:C8	2.32	0.64
17:8A:99:SER:OG	17:8A:100:LYS:N	2.31	0.64
26:14:576:U:OP1	61:14:3533:HOH:O	2.15	0.64
26:14:1778:U:H2'	26:14:1784:A:N6	2.13	0.64
26:14:2776:A:OP1	26:14:2776:A:H3'	1.98	0.64
26:14:2877:G:P	41:75:2:ASN:HD21	2.20	0.64
30:29:31:CYS:SG	30:29:51:PHE:HB2	2.38	0.64
31:39:66:PRO:O	31:39:67:GLN:HB3	1.97	0.64
3:2E:15:THR:HG21	3:2E:181:ASN:HA	1.79	0.64
22:1K:53:G:H1	22:1K:61:C:H42	1.46	0.64
26:1H:1186:G:OP1	61:1H:3551:HOH:O	2.14	0.64
26:1H:1194:A:H8	26:1H:1194:A:OP2	1.81	0.64
26:1H:2788:C:H5'	30:21:61:ARG:HH12	1.63	0.64
28:71:26:ALA:HB1	28:71:185:LEU:HB3	1.79	0.64
1:1G:887:G:H21	1:1G:1489:G:H4'	1.63	0.64
1:1G:1069:C:H42	1:1G:1106:G:H1	1.44	0.64
8:72:51:VAL:HG11	8:72:60:ARG:HE	1.61	0.64
30:29:54:GLN:HA	30:29:54:GLN:HE21	1.63	0.64
31:39:51:THR:HG23	31:39:92:PRO:HG2	1.80	0.64
47:D5:94:GLU:O	47:D5:130:PRO:HD3	1.97	0.64
2:1E:219:VAL:HA	2:1E:222:ILE:HD11	1.79	0.64
5:4E:57:LYS:HA	5:4E:60:TYR:HB3	1.80	0.64

*Continued on next page...*

*Continued from previous page...*

Atom-1	Atom-2	Interatomic distance (Å)	Clash overlap (Å)
1:1G:1028(A):C:H41	1:1G:1029:G:H1'	1.63	0.64
3:22:32:LEU:HD22	3:22:59:ARG:HH12	1.63	0.64
10:1A:44:VAL:HG22	10:1A:66:ARG:HB3	1.80	0.64
26:14:925:C:H2'	26:14:926:A:H8	1.62	0.64
26:14:1678:G:H22	26:14:1989:G:N2	1.95	0.64
26:14:2056:G:H1	53:J5:3:LYS:HB3	1.63	0.64
26:14:2065:C:H1'	26:14:2449:U:H3	1.63	0.64
26:14:2377:A:H4'	40:65:111:GLU:HG2	1.80	0.64
1:13:559:A:OP1	5:4E:126:ARG:NH2	2.31	0.64
26:1H:2110:G:N2	26:1H:2180:U:O2	2.31	0.64
1:1G:448:A:OP2	1:1G:485:G:N2	2.28	0.64
26:14:2134:A:N6	26:14:2156:G:H2'	2.13	0.64
35:15:42:TRP:HA	35:15:48:MET:HE1	1.79	0.64
40:65:85:VAL:HG22	40:65:110:LEU:HB2	1.79	0.64
47:D5:53:ILE:HG22	47:D5:71:VAL:HG13	1.80	0.64
48:E5:38:VAL:HB	48:E5:59:LEU:HD12	1.80	0.64
1:13:1128:C:H5'	9:8E:16:ARG:HH22	1.63	0.64
20:BI:30:LYS:HE2	20:BI:80:ARG:HH22	1.62	0.64
23:2K:33:OMC:HM22	23:2K:34:U:H5'	1.79	0.64
26:1H:880:G:H2'	26:1H:881:G:C8	2.32	0.64
26:1H:1328:G:H2'	26:1H:1330:C:C5	2.33	0.64
26:1H:1899:G:H22	26:1H:1902:C:H41	1.46	0.64
43:D8:37:VAL:O	43:D8:38:LEU:HG	1.98	0.64
7:62:116:ALA:HA	7:62:119:ARG:HE	1.63	0.64
26:14:1416:G:H1	26:14:1582:C:H42	1.45	0.64
29:19:30:GLU:HG3	29:19:63:ARG:CZ	2.28	0.64
1:13:339:C:OP2	36:68:97:ARG:NH1	2.30	0.63
1:13:848:C:H2'	1:13:849:C:O4'	1.98	0.63
1:13:1062:U:H2'	1:13:1063:C:C6	2.33	0.63
3:2E:147:LYS:HB3	3:2E:203:PHE:CD2	2.33	0.63
26:1H:958:U:OP2	38:88:14:ARG:NH1	2.31	0.63
27:16:28:C:OP1	40:A8:36:TYR:OH	2.11	0.63
35:58:129:PRO:O	35:58:134:ARG:NH1	2.31	0.63
1:1G:371:G:O2'	1:1G:373:A:N7	2.30	0.63
1:1G:963:G:N3	10:1A:55:LYS:NZ	2.46	0.63
1:1G:1256:A:N6	1:1G:1277:C:H3'	2.13	0.63
26:14:1899:G:N2	26:14:1902:C:N4	2.45	0.63
33:59:159:GLU:O	33:59:163:TYR:OH	2.16	0.63
54:L5:25:PRO:HA	54:L5:28:ARG:HG3	1.80	0.63
1:13:501:C:H2'	1:13:502:G:C8	2.34	0.63
1:13:1157:A:N6	1:13:1178:G:H21	1.95	0.63

*Continued on next page...*

*Continued from previous page...*

Atom-1	Atom-2	Interatomic distance (Å)	Clash overlap (Å)
13:4I:16:ASP:HB2	13:4I:31:LYS:HE3	1.81	0.63
47:D5:45:ASP:OD1	47:D5:49:ARG:NH1	2.31	0.63
1:13:8:A:N7	4:3E:208:SER:OG	2.25	0.63
26:1H:65:C:H2'	26:1H:66:C:H6	1.63	0.63
26:1H:97:C:OP1	50:K8:2:LYS:N	2.32	0.63
26:1H:1156:A:C8	42:C8:51:LYS:HG2	2.33	0.63
28:71:55:ASP:OD1	28:71:55:ASP:N	2.29	0.63
37:78:95:VAL:HG21	37:78:123:LEU:HD13	1.79	0.63
1:1G:1095:U:P	1:1G:1108:G:H1	2.21	0.63
26:14:198:C:H5'	26:14:2244:U:OP1	1.99	0.63
26:14:674:G:O2'	31:39:74:ARG:HG3	1.98	0.63
26:14:1138:G:H21	35:15:106:MET:HE3	1.63	0.63
27:1J:89(A):A:H5'	27:1J:90:C:OP2	1.99	0.63
1:13:626:U:H2'	1:13:627:G:C8	2.33	0.63
1:13:649:G:H2'	1:13:650:G:H8	1.62	0.63
1:13:1165:C:O2	1:13:1171:G:N2	2.24	0.63
1:13:1446:A:OP1	1:13:1446:A:H4'	1.99	0.63
26:1H:330:A:HO2'	26:1H:331:A:H8	1.45	0.63
26:1H:1533:C:H3'	26:1H:1534:G:H5''	1.80	0.63
43:D8:37:VAL:HG12	43:D8:55:ALA:O	1.98	0.63
1:1G:1266:G:N2	1:1G:1269:A:OP2	2.32	0.63
7:62:42:ILE:HG23	7:62:117:ALA:HB2	1.81	0.63
57:3L:21:A:N1	57:3L:46:G:N1	2.47	0.63
43:95:35:LEU:O	43:95:37:VAL:HG22	1.98	0.63
46:C5:8:LYS:NZ	46:C5:95:LYS:HD3	2.13	0.63
55:M5:48:PHE:CB	55:M5:49:VAL:HG22	2.18	0.63
1:13:251:G:O6	1:13:271:C:N4	2.32	0.63
1:13:407:G:O4'	4:3E:119:GLN:NE2	2.31	0.63
1:13:1260:C:H4'	1:13:1284:C:H5'	1.81	0.63
1:13:1315:U:O2'	1:13:1360:A:O2'	2.13	0.63
26:1H:778:G:O6	61:1H:3547:HOH:O	2.12	0.63
26:1H:1339:G:H21	26:1H:1603:A:H1'	1.64	0.63
26:1H:1550:C:H2'	26:1H:1551:C:H6	1.64	0.63
26:1H:1578:U:OP2	61:1H:3554:HOH:O	2.15	0.63
33:51:113:VAL:HG11	33:51:151:ILE:HD13	1.81	0.63
44:E8:27:LYS:HB3	44:E8:31:GLU:HG3	1.80	0.63
1:1G:1133:G:N2	1:1G:1141:C:O2	2.32	0.63
8:72:11:THR:O	8:72:15:ASN:HB2	1.98	0.63
12:3A:59:ARG:NH1	12:3A:65:GLU:OE1	2.31	0.63
13:4A:11:ARG:HA	13:4A:45:VAL:HB	1.81	0.63
38:45:32:TYR:HD2	38:45:114:ALA:HB3	1.64	0.63

*Continued on next page...*

*Continued from previous page...*

Atom-1	Atom-2	Interatomic distance (Å)	Clash overlap (Å)
1:13:875:C:O2'	8:7E:14:ARG:NH1	2.31	0.63
11:2I:58:PRO:HD3	11:2I:89:ALA:HB1	1.80	0.63
26:1H:805:G:OP1	61:1H:3555:HOH:O	2.15	0.63
37:78:49:ARG:HG3	37:78:49:ARG:HH11	1.63	0.63
42:C8:97:ASP:OD1	42:C8:101:ARG:NH1	2.28	0.63
1:1G:1239:A:O2'	1:1G:1298:C:N4	2.30	0.63
2:12:127:ILE:O	2:12:130:ARG:NE	2.29	0.63
26:14:780:G:H21	26:14:783:A:H62	1.45	0.63
26:14:1633:G:O6	61:14:3530:HOH:O	2.14	0.63
42:85:75:ASN:OD1	42:85:78:THR:OG1	2.15	0.63
55:M5:23:VAL:HA	55:M5:49:VAL:H	1.63	0.63
6:5E:100:ASN:HB2	18:9I:28:GLU:HA	1.81	0.63
9:8E:125:TYR:HD1	9:8E:126:SER:N	1.97	0.63
26:1H:1047:G:N2	26:1H:1110:G:H2'	2.13	0.63
26:1H:1475:G:H1	26:1H:1518:C:H42	1.45	0.63
26:1H:2400:G:H2'	26:1H:2401:U:H6	1.63	0.63
31:31:78:ILE:HA	31:31:83:PHE:CD2	2.34	0.63
2:12:22:LYS:HB3	2:12:40:HIS:NE2	2.13	0.63
26:14:287:C:H2'	26:14:288:C:H6	1.63	0.63
4:3E:82:ALA:O	4:3E:86:LYS:HB3	1.98	0.63
23:2K:62:C:H2'	23:2K:63:C:H6	1.63	0.63
26:1H:588:U:H2'	26:1H:589:C:C6	2.33	0.63
1:1G:1142:G:H3'	1:1G:1143:G:C8	2.34	0.63
1:1G:1435:G:H2'	1:1G:1436:U:C6	2.33	0.63
11:2A:81:ASP:N	11:2A:81:ASP:OD1	2.31	0.63
13:4A:13:LYS:HD3	13:4A:14:ARG:N	2.14	0.63
16:7A:74:LEU:HD12	16:7A:79:VAL:HG21	1.79	0.63
42:85:91:ASP:O	42:85:92:ARG:HG2	1.98	0.63
1:13:1081:G:H2'	1:13:1082:G:H8	1.62	0.63
1:13:1297:C:OP1	13:4I:13:LYS:NZ	2.30	0.63
1:13:1533:C:H4'	1:13:1534:A:C8	2.34	0.63
3:2E:150:LYS:HE3	3:2E:152:ILE:HD11	1.81	0.63
26:1H:1416:G:O2'	26:1H:1417:C:H6	1.82	0.63
55:Q8:49:VAL:O	55:Q8:51:ALA:N	2.32	0.63
1:1G:192:U:O4'	20:BA:103:GLY:HA2	1.98	0.63
4:32:148:VAL:HG12	4:32:152:SER:HB2	1.80	0.63
26:14:2378:A:O2'	40:65:21:THR:HG21	1.99	0.63
2:1E:118:LEU:HB3	2:1E:142:LEU:HD13	1.81	0.62
2:1E:136:VAL:HA	2:1E:139:LYS:HB2	1.81	0.62
26:1H:458:G:O2'	26:1H:469:G:O6	2.12	0.62
40:A8:106:ARG:C	40:A8:106:ARG:HE	2.01	0.62

*Continued on next page...*

*Continued from previous page...*

Atom-1	Atom-2	Interatomic distance (Å)	Clash overlap (Å)
47:H8:9:TYR:HE2	47:H8:35:ARG:HH11	1.45	0.62
47:H8:102:LEU:HD21	47:H8:124:ILE:HG22	1.81	0.62
1:1G:538:G:H5''	12:3A:114:LYS:HB2	1.80	0.62
1:1G:589:C:N3	1:1G:650:G:N2	2.37	0.62
1:1G:1259:C:N4	1:1G:1260:C:O2	2.32	0.62
3:22:6:HIS:CE1	3:22:8:ILE:HB	2.34	0.62
7:62:60:LYS:HA	7:62:63:LYS:HG2	1.81	0.62
12:3A:24:VAL:O	12:3A:26:ALA:N	2.31	0.62
26:14:903:C:H2'	26:14:904:C:C6	2.34	0.62
26:14:1754:C:OP1	41:75:96:ARG:NH1	2.32	0.62
28:79:19:ILE:HG12	28:79:223:ARG:HG3	1.81	0.62
37:35:101:VAL:HG21	37:35:108:LYS:HB2	1.80	0.62
1:13:186:C:O4'	20:BI:81:LYS:NZ	2.31	0.62
22:1K:56:C:H5''	38:88:60:ARG:HH22	1.64	0.62
26:1H:50:U:H3'	26:1H:51:G:H5'	1.82	0.62
26:1H:1667:G:O2'	26:1H:1991:U:O4	2.14	0.62
28:71:19:ILE:HG23	28:71:223:ARG:HG2	1.81	0.62
40:A8:89:ARG:HG2	40:A8:89:ARG:O	1.98	0.62
1:1G:964:A:N3	1:1G:969:A:O2'	2.28	0.62
2:12:52:GLU:OE1	2:12:53:ARG:N	2.32	0.62
13:4A:16:ASP:HB3	13:4A:34:LEU:HD11	1.80	0.62
19:AA:41:VAL:HG23	19:AA:44:MET:HG3	1.80	0.62
26:14:30:G:O6	61:14:3529:HOH:O	2.13	0.62
26:14:646:A:H2'	26:14:647:G:O4'	1.99	0.62
26:14:2228:G:OP1	29:19:261:LYS:NZ	2.31	0.62
40:65:106:ARG:HA	40:65:110:LEU:HD11	1.80	0.62
26:1H:2032:G:H21	30:21:146:THR:CG2	2.11	0.62
27:16:43:C:OP1	32:41:67:LYS:NZ	2.31	0.62
34:61:78:THR:HG22	34:61:141:LYS:HB2	1.80	0.62
1:1G:437:U:H5''	4:32:155:LEU:HD11	1.81	0.62
2:12:219:VAL:CG2	2:12:221:LEU:H	2.12	0.62
26:14:265:A:C8	26:14:266:G:H1'	2.34	0.62
45:B5:8:ILE:O	50:G5:36:ARG:NH2	2.32	0.62
46:C5:83:THR:HG22	46:C5:84:ARG:H	1.63	0.62
1:13:736:C:H2'	1:13:737:A:C8	2.33	0.62
14:5I:6:LEU:HB3	14:5I:23:ARG:NH2	2.14	0.62
20:BI:23:ARG:HA	20:BI:26:ASN:HD22	1.63	0.62
26:1H:1434:A:H61	26:1H:1558:A:H61	1.45	0.62
26:1H:2680:C:H5'	30:21:189:PRO:HA	1.81	0.62
29:11:201:HIS:O	29:11:204:ILE:HG13	2.00	0.62
32:41:161:THR:HG22	32:41:163:ALA:H	1.64	0.62

*Continued on next page...*



*Continued from previous page...*

Atom-1	Atom-2	Interatomic distance (Å)	Clash overlap (Å)
34:61:77:LEU:HD13	34:61:140:LEU:HB3	1.82	0.62
1:1G:407:G:H2'	1:1G:408:A:H8	1.63	0.62
2:12:24:TRP:HE1	2:12:26:PRO:HG3	1.63	0.62
4:32:94:LEU:HA	4:32:97:LEU:HD12	1.81	0.62
13:4A:16:ASP:OD1	13:4A:16:ASP:N	2.31	0.62
32:49:39:ILE:HG12	32:49:157:ILE:HG23	1.81	0.62
32:49:56:ALA:HA	32:49:59:GLU:HB2	1.80	0.62
50:G5:43:GLN:H	50:G5:43:GLN:CD	2.02	0.62
1:13:881:G:OP2	12:3I:12:ARG:NH2	2.33	0.62
1:13:1238:A:H62	1:13:1301:U:H3	1.46	0.62
11:2I:48:ILE:HG21	11:2I:63:LEU:HD13	1.80	0.62
23:2K:2:G:H2'	23:2K:3:C:C6	2.35	0.62
26:1H:1900:A:H5'	26:1H:1900:A:C8	2.33	0.62
26:1H:1972:A:H2'	26:1H:1973:G:C8	2.33	0.62
32:41:38:VAL:HG22	32:41:93:THR:HG23	1.81	0.62
35:58:38:HIS:O	42:C8:67:ALA:HB1	1.99	0.62
46:G8:30:VAL:HG22	46:G8:37:VAL:HG12	1.82	0.62
2:12:75:LYS:HA	2:12:78:GLN:HB2	1.80	0.62
8:72:44:PHE:HA	8:72:79:VAL:HG11	1.81	0.62
26:14:1639:U:H4'	26:14:2699:C:H4'	1.81	0.62
26:14:2346:A:C2	26:14:2383:G:C2	2.88	0.62
29:19:33:LEU:HD23	29:19:34:VAL:HG13	1.80	0.62
4:3E:98:GLU:O	4:3E:103:ASN:ND2	2.31	0.62
26:1H:882:G:H1	26:1H:894:C:H42	1.47	0.62
1:1G:1147:C:O2	9:82:16:ARG:NH1	2.25	0.62
26:14:528:A:C2	26:14:2043:C:H4'	2.34	0.62
26:14:1027:A:C2	26:14:2488:A:H5'	2.35	0.62
26:14:1169:G:N2	26:14:1180:C:N3	2.44	0.62
35:15:56:ASN:H	35:15:125:GLY:HA3	1.63	0.62
1:13:51:A:OP2	1:13:52:G:H8	1.83	0.62
1:13:1492:A:H5''	12:3I:47:LYS:HB3	1.82	0.62
18:9I:22:VAL:HG13	18:9I:42:ARG:HH22	1.65	0.62
26:1H:1433:U:O2	26:1H:1561:G:C2	2.53	0.62
26:1H:2577:A:H5''	26:1H:2578:G:H5'	1.82	0.62
28:71:53:ARG:NH1	28:71:55:ASP:OD2	2.33	0.62
1:13:1305:G:O2'	1:13:1331:G:N2	2.32	0.62
2:1E:28:PHE:CE2	2:1E:190:THR:HA	2.34	0.62
26:1H:2331:G:O3'	48:I8:43:THR:HG22	2.00	0.62
30:21:4:ILE:HD13	30:21:28:ALA:HB1	1.81	0.62
47:H8:101:PRO:HA	47:H8:123:ASP:HB3	1.82	0.62
27:1J:3:C:H2'	27:1J:4:C:C6	2.34	0.62

*Continued on next page...*

Continued from previous page...

Atom-1	Atom-2	Interatomic distance (Å)	Clash overlap (Å)
27:1J:44:G:H1'	27:1J:47:C:H42	1.64	0.62
18:9I:39:VAL:O	18:9I:42:ARG:HB2	2.00	0.62
26:1H:2142:C:H2'	26:1H:2143:C:C6	2.35	0.62
30:21:116:VAL:O	30:21:117:MET:HB3	1.98	0.62
33:51:46:GLU:OE1	33:51:51:ARG:NH2	2.33	0.62
7:62:111:ARG:NH2	7:62:122:HIS:HB3	2.13	0.62
9:82:17:VAL:HG22	9:82:63:ILE:HG12	1.82	0.62
26:14:900:A:H2'	26:14:901:A:C8	2.25	0.62
26:14:2438:U:O3'	26:14:2439:A:H3'	1.99	0.62
31:39:64:ILE:HD11	31:39:75:HIS:HB2	1.82	0.62
1:13:222:U:H2'	1:13:223:U:H6	1.64	0.62
1:13:345:C:H4'	1:13:346:G:C5	2.35	0.62
3:2E:119:ARG:O	3:2E:123:GLN:HG3	2.00	0.62
26:1H:719:C:H2'	26:1H:720:C:C6	2.35	0.62
26:1H:1900:A:H5'	26:1H:1900:A:H8	1.65	0.62
33:51:83:TYR:O	33:51:84:SER:OG	2.18	0.62
41:B8:60:THR:HG22	41:B8:77:PRO:HA	1.81	0.62
1:1G:1204:A:OP1	14:5A:3:ARG:NH1	2.31	0.62
4:32:70:ILE:HD11	4:32:75:PHE:HD2	1.65	0.62
26:14:139:G:N2	26:14:141:A:N1	2.46	0.62
26:14:1921:G:H2'	26:14:1922:G:H8	1.65	0.62
26:14:2016:U:O2	53:J5:7:PRO:HG2	1.99	0.62
26:14:2688:U:H5	26:14:2720:U:OP2	1.83	0.62
27:1J:44:G:H5''	27:1J:45:A:OP1	1.99	0.62
30:29:25:VAL:HG12	30:29:26:ILE:H	1.64	0.62
45:B5:51:VAL:HG13	45:B5:81:VAL:HG23	1.82	0.62
1:13:474:G:H5''	16:7I:81:ARG:HE	1.64	0.61
1:13:1015:A:H2'	1:13:1016:A:H8	1.65	0.61
17:8I:76:LEU:HD12	17:8I:77:VAL:H	1.63	0.61
26:1H:1188:U:H4'	43:D8:79:VAL:HG22	1.82	0.61
39:98:51:LEU:HD22	39:98:66:VAL:HG13	1.82	0.61
26:14:6:A:N7	26:14:2899:G:N2	2.47	0.61
31:39:78:ILE:HA	31:39:83:PHE:CD2	2.35	0.61
2:1E:185:ILE:CG2	2:1E:199:TYR:HB2	2.30	0.61
19:AI:21:GLU:O	19:AI:25:LYS:HB2	1.99	0.61
26:1H:1196:C:H41	37:78:16:ARG:HH12	1.46	0.61
32:41:35:GLU:OE1	32:41:36:LYS:N	2.33	0.61
1:1G:324:G:N1	1:1G:327:A:OP2	2.33	0.61
1:1G:1316:G:H4'	14:5A:18:VAL:HG11	1.81	0.61
26:14:1435:G:H1	26:14:1557:C:H42	1.47	0.61
43:95:85:LYS:CD	43:95:86:GLY:H	2.07	0.61

Continued on next page...

*Continued from previous page...*

Atom-1	Atom-2	Interatomic distance (Å)	Clash overlap (Å)
53:J5:41:PRO:O	53:J5:44:THR:OG1	2.18	0.61
1:13:323:U:H2'	1:13:324:G:O4'	1.98	0.61
12:3I:38:THR:HB	12:3I:57:LYS:HB3	1.83	0.61
17:8I:13:ASP:H	17:8I:14:LYS:NZ	1.98	0.61
1:1G:857:C:H3'	1:1G:858:G:C8	2.35	0.61
4:32:22:LYS:HD3	4:32:25:ARG:HD2	1.83	0.61
21:1B:8:THR:HG23	21:1B:11:GLY:H	1.63	0.61
26:14:2822:G:OP2	61:14:3506:HOH:O	2.16	0.61
27:1J:104:A:H2'	27:1J:105:G:O4'	2.00	0.61
40:65:30:ARG:HG3	40:65:35:ILE:HD12	1.80	0.61
41:75:50:ILE:HD11	41:75:102:ILE:HD11	1.81	0.61
41:75:55:ASN:N	41:75:59:THR:HG22	2.15	0.61
42:85:49:HIS:HA	42:85:52:ARG:HB3	1.81	0.61
50:G5:63:VAL:O	50:G5:66:GLU:HG2	2.00	0.61
1:13:67:C:H2'	1:13:68:G:C8	2.36	0.61
1:13:200:G:N2	1:13:218:C:O2	2.33	0.61
1:13:346:G:H21	1:13:347:G:H1'	1.64	0.61
1:13:804:U:H5''	1:13:805:C:OP2	2.00	0.61
4:3E:61:LYS:NZ	4:3E:72:GLU:OE2	2.26	0.61
4:3E:95:GLY:O	4:3E:99:SER:OG	2.17	0.61
26:1H:870:A:OP1	38:88:5:ARG:NH2	2.34	0.61
26:1H:2150:U:H2'	26:1H:2151:G:C8	2.36	0.61
35:58:130:HIS:C	35:58:134:ARG:HH22	2.03	0.61
1:1G:1149:C:OP2	9:82:9:ARG:NH1	2.33	0.61
1:1G:1311:G:N2	1:1G:1326:C:O2	2.29	0.61
1:1G:1449:C:H3'	1:1G:1450:U:H4'	1.81	0.61
4:32:60:GLU:HG2	4:32:202:LEU:HB2	1.82	0.61
10:1A:49:VAL:O	10:1A:60:ARG:HB2	2.00	0.61
26:14:1070:A:H8	26:14:1093:G:C2	2.19	0.61
26:14:1210:A:H5'	26:14:1212:G:C5'	2.30	0.61
26:14:1935:G:H1'	26:14:1964:G:N2	2.15	0.61
1:13:1178:G:OP2	9:8E:93:ARG:NH2	2.34	0.61
26:1H:34:C:O2'	26:1H:35:G:OP2	2.18	0.61
33:51:81:GLU:O	33:51:81:GLU:HG2	2.00	0.61
36:68:2:ILE:HD12	36:68:6:THR:HG21	1.81	0.61
55:Q8:33:ASN:HA	55:Q8:36:LYS:HD2	1.82	0.61
4:32:31:CYS:C	4:32:33:MET:H	2.03	0.61
13:4A:23:TYR:HB3	13:4A:67:GLU:HA	1.82	0.61
26:14:2674:G:H4'	36:25:30:ALA:HB2	1.81	0.61
43:95:67:GLY:O	43:95:88:ARG:HD2	2.01	0.61
1:13:110:C:O2'	16:7I:25:ARG:O	2.17	0.61

*Continued on next page...*

*Continued from previous page...*

Atom-1	Atom-2	Interatomic distance (Å)	Clash overlap (Å)
2:1E:74:LYS:HB2	2:1E:208:ILE:HG21	1.81	0.61
4:3E:167:GLY:HA2	29:19:135:PHE:CZ	2.35	0.61
11:2I:62:GLN:O	11:2I:66:LEU:HG	1.99	0.61
16:7I:45:THR:HB	16:7I:47:ASP:H	1.66	0.61
22:1K:17:U:HO2'	22:1K:57:G:H1	1.47	0.61
26:1H:305:U:H2'	26:1H:306:U:C6	2.36	0.61
26:1H:654(A):A:H2	26:1H:654(T):A:N1	1.98	0.61
26:1H:861:A:N3	27:16:79:C:O2'	2.32	0.61
26:1H:1266:G:O2'	26:1H:2012:G:O6	2.14	0.61
31:31:29:ASN:H	31:31:112:MET:CE	2.12	0.61
33:51:10:PRO:HD2	33:51:50:VAL:O	2.00	0.61
46:G8:87:LYS:O	46:G8:94:LYS:HB2	2.00	0.61
2:12:91:PRO:HG2	2:12:155:LEU:HD23	1.80	0.61
3:22:93:LYS:H	3:22:93:LYS:HD3	1.63	0.61
8:72:86:ILE:HG21	8:72:133:LEU:HD22	1.81	0.61
26:14:958:U:O2	27:1J:89(A):A:O2'	2.15	0.61
29:19:158:ALA:HB3	29:19:161:THR:HG21	1.82	0.61
30:29:51:PHE:CG	30:29:52:LEU:N	2.68	0.61
34:69:98:ALA:HA	34:69:109:ILE:HD11	1.82	0.61
43:95:85:LYS:CG	43:95:87:HIS:H	2.13	0.61
47:D5:67:LEU:HD22	47:D5:90:VAL:HG11	1.81	0.61
22:1K:57:G:OP2	38:88:60:ARG:NH2	2.33	0.61
27:16:81:G:OP2	61:16:304:HOH:O	2.16	0.61
31:31:155:LEU:HD12	31:31:174:VAL:HG22	1.82	0.61
31:31:199:TRP:HE1	31:31:203:GLN:HE22	1.48	0.61
34:61:93:THR:HA	34:61:119:PRO:HB3	1.83	0.61
55:Q8:14:VAL:HG23	55:Q8:24:ALA:HB2	1.83	0.61
18:9A:37:VAL:O	18:9A:41:LYS:N	2.28	0.61
19:AA:15:LEU:HD13	19:AA:18:LYS:HD2	1.82	0.61
56:1L:76:A:H2'	26:14:2584:U:H1'	1.81	0.61
26:14:1670:C:O2	30:29:129:HIS:NE2	2.33	0.61
41:75:99:LEU:HD22	41:75:101:PHE:HE1	1.65	0.61
5:4E:36:ASP:OD2	5:4E:40:ARG:NH2	2.32	0.61
7:6E:15:ASP:OD2	7:6E:19:GLY:N	2.34	0.61
15:6I:7:GLU:OE1	15:6I:38:ARG:NH2	2.33	0.61
26:1H:2144:U:H1'	26:1H:2148:G:N2	2.16	0.61
40:A8:37:ALA:HB2	40:A8:101:LEU:HD21	1.83	0.61
3:22:18:TRP:H	3:22:18:TRP:HE3	1.49	0.61
26:14:382:G:H1	26:14:392:C:H42	1.48	0.61
26:14:1226:G:H5'	43:95:85:LYS:H	1.66	0.61
40:65:74:ALA:O	40:65:78:LEU:HD12	2.01	0.61

*Continued on next page...*

*Continued from previous page...*

Atom-1	Atom-2	Interatomic distance (Å)	Clash overlap (Å)
2:1E:130:ARG:HB3	2:1E:134:GLU:HG2	1.83	0.61
3:2E:58:GLU:HB2	3:2E:65:ALA:HB3	1.82	0.61
4:3E:102:ASP:OD1	4:3E:103:ASN:N	2.34	0.61
20:BI:45:GLN:HB2	20:BI:91:LEU:HD13	1.83	0.61
26:1H:662:G:OP1	37:78:15:ARG:NH1	2.34	0.61
26:1H:2135:A:O2'	26:1H:2159:G:O2'	2.11	0.61
26:1H:2422:A:N7	55:Q8:31:HIS:HE1	1.99	0.61
29:11:17:THR:HG22	29:11:204:ILE:HA	1.82	0.61
1:1G:413:G:H2'	1:1G:428:G:N2	2.16	0.61
12:3A:60:LEU:HD21	12:3A:66:VAL:HG22	1.83	0.61
26:14:580:C:H2'	26:14:581:C:H6	1.65	0.61
26:14:2584:U:H2'	26:14:2585:U:H2'	1.83	0.61
30:29:54:GLN:NE2	30:29:54:GLN:HA	2.15	0.61
37:35:85:LEU:HA	37:35:88:LEU:HD22	1.83	0.61
1:13:1030:C:H2'	1:13:1031:G:C8	2.36	0.61
15:6I:82:ILE:O	15:6I:86:GLY:N	2.34	0.61
26:1H:409:C:OP1	61:1H:3556:HOH:O	2.16	0.61
26:1H:910:A:H62	38:88:12:GLN:HA	1.65	0.61
26:1H:1409:C:H42	26:1H:1593:G:H1	1.47	0.61
26:1H:2246:G:H2'	26:1H:2247:A:H8	1.66	0.61
26:1H:2867:G:OP2	41:B8:119:LYS:NZ	2.18	0.61
43:D8:24:LYS:HA	43:D8:92:THR:HG23	1.83	0.61
15:6A:25:THR:HG21	15:6A:70:LEU:HB2	1.82	0.61
26:14:498:G:H21	46:C5:47:LYS:HZ1	1.49	0.61
26:14:2275:C:H6	26:14:2275:C:H5'	1.64	0.61
26:14:2572:A:C8	30:29:144:ARG:HD2	2.36	0.61
39:55:87:TYR:HD1	39:55:90:ARG:HE	1.47	0.61
43:95:21:ARG:NH2	43:95:65:GLY:O	2.33	0.61
9:8E:112:LYS:HA	9:8E:119:ALA:HB2	1.83	0.60
26:1H:2301:C:H2'	26:1H:2302:G:H8	1.66	0.60
26:1H:2563:U:H4'	36:68:28:SER:HA	1.83	0.60
26:1H:2845:G:H2'	26:1H:2846:G:H8	1.65	0.60
33:51:86:GLU:HG3	33:51:87:LEU:H	1.64	0.60
1:1G:523:A:H61	12:3A:92:ASP:HB2	1.66	0.60
2:12:112:VAL:HG22	2:12:149:LEU:HD13	1.82	0.60
7:62:31:MET:HG3	7:62:36:LYS:HA	1.82	0.60
13:4A:8:GLU:HB3	32:49:115:ARG:HH21	1.66	0.60
26:14:848:G:C4	26:14:933:A:H8	2.19	0.60
26:1H:801:G:OP2	61:1H:3557:HOH:O	2.16	0.60
1:1G:99:C:H2'	1:1G:101:A:C8	2.37	0.60
1:1G:411:A:H61	1:1G:430:A:H62	1.47	0.60

*Continued on next page...*

*Continued from previous page...*

Atom-1	Atom-2	Interatomic distance (Å)	Clash overlap (Å)
1:1G:547:A:OP2	4:32:2:GLY:N	2.33	0.60
1:1G:1499:A:H1'	1:1G:1520:G:H5'	1.84	0.60
3:22:172:ARG:HH12	3:22:174:PRO:HG3	1.66	0.60
17:8A:59:ILE:HG22	17:8A:71:PHE:HD2	1.65	0.60
26:14:71:A:H5'	26:14:71:A:C8	2.36	0.60
26:14:1019:U:H2'	26:14:1020:A:C8	2.36	0.60
26:14:1496:A:H8	26:14:1577:C:HO2'	1.44	0.60
1:13:1226:C:H4'	19:AI:80:TYR:OH	2.01	0.60
26:1H:910:A:C5	38:88:13:GLN:HG3	2.36	0.60
26:1H:1503:U:H2'	26:1H:1504:C:H6	1.65	0.60
26:1H:1534:G:H21	26:1H:1538:G:N2	1.99	0.60
26:1H:1805:U:O2	29:11:50:THR:HB	2.01	0.60
26:1H:2680:C:O2'	26:1H:2681:C:H5'	2.00	0.60
29:11:17:THR:HG22	29:11:205:VAL:H	1.65	0.60
42:C8:69:CYS:HB3	42:C8:74:LEU:HD13	1.83	0.60
12:3A:82:VAL:O	12:3A:106:ASP:HB2	2.00	0.60
20:BA:25:ARG:O	20:BA:29:LYS:HG2	2.01	0.60
20:BA:41:ILE:HG21	20:BA:87:LYS:HD2	1.83	0.60
23:2L:9:G:N3	23:2L:46:G:H2'	2.17	0.60
26:14:1167:U:O2	26:14:1183:G:N2	2.35	0.60
26:14:2875:C:O2	41:75:3:ARG:NH1	2.34	0.60
29:19:30:GLU:OE1	29:19:63:ARG:NE	2.27	0.60
30:29:12:THR:O	30:29:23:VAL:HG22	2.00	0.60
1:13:1104:G:OP1	2:1E:144:ARG:NH1	2.33	0.60
24:3K:6:G:N2	24:3K:67:C:O2	2.34	0.60
24:3K:25:C:H2'	24:3K:26:A:O4'	2.00	0.60
26:1H:1022:G:H4'	26:1H:1023:U:O5'	2.01	0.60
26:1H:1412:A:H2'	26:1H:1413:G:H8	1.66	0.60
26:1H:2443:C:H2'	26:1H:2444:G:H8	1.65	0.60
29:11:27:THR:OG1	29:11:28:GLU:N	2.31	0.60
31:31:67:GLN:HG3	31:31:67:GLN:O	2.02	0.60
32:41:112:PRO:HB3	52:M8:37:SER:N	2.15	0.60
34:61:110:ASP:HB2	34:61:112:LYS:H	1.66	0.60
41:B8:26:ASP:HB2	41:B8:91:ARG:HA	1.83	0.60
1:1G:827:U:H3	1:1G:872:A:H62	1.47	0.60
12:3A:60:LEU:HD23	12:3A:64:TYR:HB3	1.82	0.60
19:AA:14:HIS:CE1	19:AA:15:LEU:HD23	2.36	0.60
26:14:2134:A:H62	26:14:2156:G:H2'	1.66	0.60
26:14:2657:A:H62	26:14:2664:G:H21	1.49	0.60
42:85:90:VAL:HA	43:95:39:LEU:HD13	1.83	0.60
43:95:58:VAL:HG13	43:95:97:LYS:HB2	1.84	0.60

*Continued on next page...*

*Continued from previous page...*

Atom-1	Atom-2	Interatomic distance (Å)	Clash overlap (Å)
1:13:918:A:H2'	1:13:919:A:C8	2.37	0.60
20:BI:20:LEU:O	20:BI:23:ARG:HG2	2.01	0.60
20:BI:89:ARG:CZ	20:BI:104:LEU:HD21	2.31	0.60
26:1H:322:A:H5'	26:1H:340:A:H1'	1.83	0.60
26:1H:1800:C:OP2	29:11:183:ARG:NH2	2.33	0.60
26:1H:1871:A:H2'	26:1H:1872:A:C8	2.35	0.60
29:11:68:LYS:HB3	29:11:70:TRP:CE3	2.36	0.60
23:2L:41:C:H2'	23:2L:42:C:H6	1.67	0.60
33:59:171:LEU:CD1	33:59:172:LYS:H	2.14	0.60
37:35:95:VAL:HA	37:35:99:LEU:HD23	1.83	0.60
41:75:56:GLY:O	41:75:59:THR:HG23	2.01	0.60
1:13:505:G:N7	61:13:1821:HOH:O	2.32	0.60
1:13:584:G:O6	61:13:1806:HOH:O	2.12	0.60
1:13:954:G:H2'	1:13:955:U:C6	2.37	0.60
16:7I:49:LEU:HD12	16:7I:50:LYS:H	1.65	0.60
29:11:228:PRO:O	61:11:402:HOH:O	2.16	0.60
31:31:197:ASP:OD1	31:31:197:ASP:N	2.35	0.60
1:1G:1343:G:H2'	1:1G:1344:C:C6	2.37	0.60
10:1A:13:HIS:HB3	10:1A:68:HIS:CE1	2.36	0.60
26:14:1786:A:C2	26:14:2606:C:H1'	2.37	0.60
29:19:242:ARG:HH11	29:19:242:ARG:H	1.47	0.60
37:35:47:ASP:OD2	37:35:50:ARG:NH1	2.35	0.60
47:D5:19:ARG:NH1	47:D5:84:GLU:O	2.35	0.60
1:13:1008:C:H2'	1:13:1009:G:O4'	2.01	0.60
9:8E:108:VAL:HG22	9:8E:109:VAL:H	1.67	0.60
26:1H:934:G:H2'	26:1H:935:C:C6	2.35	0.60
26:1H:2845:G:H2'	26:1H:2846:G:C8	2.37	0.60
33:51:15:VAL:HG13	33:51:28:GLY:HA3	1.84	0.60
34:61:68:LEU:HA	34:61:71:ILE:HG22	1.84	0.60
46:G8:38:ILE:HD11	46:G8:64:GLU:HG3	1.83	0.60
10:1A:80:LYS:O	10:1A:84:GLN:NE2	2.34	0.60
26:14:1109:C:H2'	26:14:1110:G:H1'	1.84	0.60
30:29:12:THR:HG22	30:29:13:ARG:H	1.66	0.60
49:F5:85:LEU:HA	49:F5:87:PRO:HD2	1.84	0.60
1:13:486:U:H2'	1:13:487:A:C8	2.36	0.60
1:13:626:U:H2'	1:13:627:G:H8	1.65	0.60
1:13:837:G:OP2	1:13:842:C:N4	2.25	0.60
26:1H:620:G:H4'	26:1H:621:A:C5'	2.32	0.60
26:1H:754:C:H2'	26:1H:755:C:H6	1.66	0.60
26:1H:2712(A):A:H5''	26:1H:2713:A:OP2	2.02	0.60
30:21:170:LEU:HD21	30:21:187:ALA:HB3	1.83	0.60

*Continued on next page...*

*Continued from previous page...*

Atom-1	Atom-2	Interatomic distance (Å)	Clash overlap (Å)
1:1G:438:G:H4'	4:32:123:HIS:ND1	2.16	0.60
17:8A:24:GLU:OE2	17:8A:26:GLN:NE2	2.31	0.60
26:14:910:A:H62	38:45:12:GLN:HA	1.65	0.60
26:14:1171:G:N2	26:14:1174:A:N1	2.48	0.60
26:14:1786:A:H2	26:14:2606:C:H1'	1.67	0.60
32:49:53:LEU:HD21	32:49:87:PRO:HB2	1.83	0.60
34:69:59:ALA:HA	34:69:62:LYS:HG2	1.84	0.60
43:95:84:LYS:HE2	43:95:85:LYS:HB2	1.83	0.60
45:B5:5:TYR:HD1	50:G5:33:MET:SD	2.24	0.60
1:13:1423:G:P	36:68:49:ARG:HH22	2.24	0.60
2:1E:93:VAL:HG21	2:1E:97:TRP:HD1	1.66	0.60
5:4E:110:LEU:HD13	5:4E:118:ILE:HD13	1.84	0.60
18:9I:22:VAL:HG13	18:9I:42:ARG:NH2	2.16	0.60
25:4K:23:A:O2'	25:4K:24:A:N7	2.28	0.60
26:1H:1113:U:OP1	33:51:2:SER:N	2.35	0.60
1:1G:404:U:P	4:32:118:ARG:HH11	2.25	0.60
7:62:113:GLU:O	7:62:119:ARG:HD3	2.02	0.60
26:14:620:G:N3	26:14:620:G:H5''	2.16	0.60
37:35:105:LEU:O	37:35:106:LEU:HB3	2.01	0.60
26:1H:2593:U:H2'	26:1H:2594:C:H6	1.67	0.60
35:58:39:ARG:NH2	35:58:41:ASP:OD2	2.35	0.60
4:32:107:ARG:HH12	4:32:194:LEU:HD12	1.65	0.60
6:52:3:ARG:NH2	6:52:38:GLU:OE1	2.33	0.60
16:7A:21:VAL:HG22	16:7A:33:ILE:HD12	1.84	0.60
26:14:120:U:OP2	61:14:3535:HOH:O	2.16	0.60
26:14:1507:A:C4	26:14:1508:A:H1'	2.36	0.60
1:13:541:G:N7	61:13:1820:HOH:O	2.32	0.59
2:1E:36:ARG:HB3	2:1E:41:ILE:HD11	1.84	0.59
3:2E:174:PRO:HB2	3:2E:177:THR:HB	1.84	0.59
11:2I:98:LEU:O	11:2I:101:SER:OG	2.20	0.59
26:1H:646:A:H2'	26:1H:647:G:O4'	2.01	0.59
26:1H:802:A:OP1	61:1H:3559:HOH:O	2.17	0.59
26:1H:858:U:O2	26:1H:2268:A:H2'	2.02	0.59
26:1H:2855:C:H2'	26:1H:2856:C:H6	1.66	0.59
7:62:62:PHE:HA	7:62:124:LEU:HD22	1.84	0.59
26:14:34:C:O2'	26:14:35:G:H8	1.85	0.59
26:14:479:A:N3	26:14:481:G:H5''	2.17	0.59
26:14:2394:C:H1'	61:14:3826:HOH:O	2.01	0.59
41:75:3:ARG:HG2	41:75:6:LEU:H	1.67	0.59
46:C5:52:SER:HB2	46:C5:56:PRO:HA	1.83	0.59
1:13:437:U:H5'	4:3E:155:LEU:HD21	1.84	0.59

*Continued on next page...*



*Continued from previous page...*

Atom-1	Atom-2	Interatomic distance (Å)	Clash overlap (Å)
1:13:1015:A:H2'	1:13:1016:A:C8	2.37	0.59
4:3E:153:ARG:HB3	4:3E:181:MET:SD	2.41	0.59
26:1H:651:G:OP1	55:Q8:19:SER:OG	2.18	0.59
26:1H:719:C:H2'	26:1H:720:C:H6	1.67	0.59
26:1H:2132:U:C2	28:71:5:LYS:HD3	2.37	0.59
26:1H:2469:A:H2	26:1H:2481:G:H21	1.47	0.59
26:1H:2529:G:H5''	26:1H:2530:A:H5''	1.84	0.59
26:1H:2845:G:OP2	61:1H:3558:HOH:O	2.17	0.59
40:A8:11:LYS:HD2	40:A8:15:ARG:NH2	2.17	0.59
1:1G:401:C:O2'	1:1G:621:A:N3	2.34	0.59
1:1G:501:C:H2'	1:1G:502:G:H8	1.67	0.59
2:12:73:THR:HG21	2:12:97:TRP:H	1.67	0.59
2:12:165:VAL:HG23	2:12:166:ASP:H	1.67	0.59
9:82:6:GLY:HA3	9:82:84:ALA:HB2	1.84	0.59
56:1L:33:U:O2'	56:1L:34:U8U:N	2.28	0.59
26:14:517:C:OP1	53:J5:16:ARG:NH2	2.35	0.59
29:19:223:GLY:HA2	29:19:226:MET:HG3	1.85	0.59
42:85:98:LEU:C	42:85:100:VAL:H	2.05	0.59
5:4E:45:PHE:CE2	5:4E:47:LYS:HD2	2.38	0.59
46:G8:87:LYS:HD3	46:G8:88:LYS:H	1.65	0.59
46:G8:87:LYS:HD3	46:G8:88:LYS:N	2.17	0.59
7:62:102:ARG:O	7:62:106:GLN:HG2	2.02	0.59
26:14:566:U:OP1	37:35:29:LYS:NZ	2.32	0.59
26:14:863:A:H2'	26:14:864:G:C8	2.37	0.59
26:14:1678:G:N2	26:14:1989:G:H22	2.00	0.59
26:14:2476:A:H2	26:14:2481:G:H22	1.48	0.59
1:13:1239:A:H62	1:13:1299:A:N6	1.97	0.59
1:13:1345:U:O2	1:13:1375:A:N6	2.34	0.59
13:4I:49:THR:HB	13:4I:52:GLU:HG2	1.85	0.59
23:2K:17:C:H3'	23:2K:18:U:H2'	1.84	0.59
26:1H:1577:C:H5''	61:1H:3554:HOH:O	2.01	0.59
38:88:37:LEU:HD21	38:88:130:LYS:HB2	1.84	0.59
38:88:139:GLU:OE1	38:88:141:GLN:HB3	2.02	0.59
4:32:22:LYS:HG3	59:32:301:SF4:S3	2.42	0.59
7:62:15:ASP:OD1	7:62:44:TYR:OH	2.21	0.59
26:14:94:G:H21	50:G5:47:ASN:HD22	1.48	0.59
26:14:302:C:H2'	26:14:303:U:C6	2.37	0.59
1:13:835:U:H3	1:13:851:G:H1	1.49	0.59
3:2E:40:ARG:O	3:2E:44:GLU:HG2	2.01	0.59
9:8E:114:TYR:HE2	10:1I:59:SER:HA	1.68	0.59
10:1I:57:LYS:O	10:1I:60:ARG:NH2	2.35	0.59

*Continued on next page...*

*Continued from previous page...*

Atom-1	Atom-2	Interatomic distance (Å)	Clash overlap (Å)
26:1H:1221:C:H2'	26:1H:1222:C:H6	1.67	0.59
26:1H:1418:G:OP1	26:1H:1588:C:O2'	2.19	0.59
26:1H:2319:G:N7	40:A8:2:ALA:HB1	2.18	0.59
39:98:12:ARG:HD3	39:98:16:HIS:CD2	2.37	0.59
1:1G:377:G:H5'	16:7A:5:ARG:HH12	1.68	0.59
1:1G:587:G:N2	1:1G:754:C:OP2	2.36	0.59
26:14:1337:G:H2'	26:14:1338:G:H8	1.67	0.59
31:39:123:LEU:O	31:39:193:VAL:HA	2.03	0.59
46:C5:62:GLU:CD	46:C5:63:LYS:H	2.05	0.59
1:13:130:A:N3	1:13:263:A:O2'	2.34	0.59
1:13:624:C:O3'	16:7I:10:GLY:HA2	2.02	0.59
1:13:1273:G:H3'	1:13:1274:G:H8	1.67	0.59
21:1F:5:ASP:O	21:1F:11:GLY:HA3	2.02	0.59
26:1H:1509:C:H2'	26:1H:1511:A:C8	2.38	0.59
26:1H:1709:U:H1'	26:1H:2860:A:N3	2.17	0.59
28:71:225:ASN:N	28:71:225:ASN:ND2	2.50	0.59
39:98:101:ALA:HA	53:N8:44:THR:HG21	1.85	0.59
51:L8:7:LYS:HE2	51:L8:32:GLN:HG3	1.83	0.59
1:1G:1134:G:C2	1:1G:1135:U:H1'	2.38	0.59
1:1G:1286:A:C8	1:1G:1287:A:H4'	2.38	0.59
26:14:1671:U:HO2'	26:14:1673:U:H5	1.47	0.59
26:14:2211:G:O2'	26:14:2212:A:OP1	2.20	0.59
26:14:2306:C:H2'	26:14:2307:G:H21	1.68	0.59
29:19:6:PHE:HE1	29:19:18:VAL:HG23	1.68	0.59
30:29:55:ASN:HB2	30:29:58:ARG:NH2	2.18	0.59
37:35:15:ARG:HB2	37:35:15:ARG:CZ	2.32	0.59
38:45:25:ASP:HB3	38:45:102:VAL:HB	1.84	0.59
40:65:44:LYS:HB3	40:65:46:VAL:HG12	1.84	0.59
28:71:224:ILE:C	28:71:225:ASN:HD22	2.06	0.59
43:D8:47:VAL:HG22	43:D8:48:GLY:H	1.67	0.59
1:1G:598:U:H2'	1:1G:599:C:C6	2.37	0.59
7:62:68:ASN:ND2	7:62:127:ALA:O	2.30	0.59
9:82:77:ILE:O	9:82:81:ILE:HG12	2.02	0.59
16:7A:23:ASP:OD1	16:7A:25:ARG:NH1	2.35	0.59
23:2L:10:G:N2	23:2L:27:G:H1'	2.18	0.59
26:14:847:U:OP2	61:14:3534:HOH:O	2.17	0.59
26:14:1188:U:O2'	26:14:1189:A:H5'	2.02	0.59
26:14:2031:A:N3	26:14:2455:G:O2'	2.28	0.59
26:14:2250:G:C2	38:45:82:ARG:HB3	2.37	0.59
26:14:2468:G:H5''	26:14:2476:A:N6	2.17	0.59
1:13:417:C:H2'	1:13:418:C:H6	1.68	0.59

*Continued on next page...*

*Continued from previous page...*

Atom-1	Atom-2	Interatomic distance (Å)	Clash overlap (Å)
2:1E:87:ARG:NH1	2:1E:220:ASP:OD1	2.35	0.59
2:1E:237:ALA:O	2:1E:239:VAL:N	2.36	0.59
9:8E:3:GLN:OE1	9:8E:20:ARG:NH1	2.36	0.59
26:1H:70:G:H21	26:1H:71:A:H62	1.50	0.59
26:1H:1705:G:C2'	26:1H:1706:U:H5'	2.32	0.59
46:G8:42:VAL:HG23	46:G8:43:ASN:N	2.18	0.59
1:1G:222:U:H2'	1:1G:223:U:C6	2.37	0.59
1:1G:1125:U:H2'	1:1G:1126:U:C5	2.37	0.59
1:1G:1258:G:H2'	1:1G:1259:C:H6	1.68	0.59
1:1G:1291:G:H4'	9:82:39:GLY:HA3	1.85	0.59
8:72:120:THR:HG23	8:72:123:GLU:H	1.68	0.59
26:14:89:G:H3'	26:14:90:U:C5'	2.33	0.59
26:14:531:C:OP1	26:14:561:G:N2	2.35	0.59
26:14:1110:G:H2'	26:14:1111:A:O4'	2.02	0.59
31:39:68:LYS:HG3	31:39:69:HIS:NE2	2.17	0.59
37:35:63:PRO:HD3	55:M5:27:THR:HG22	1.84	0.59
47:D5:15:PRO:HB2	47:D5:19:ARG:NH2	2.17	0.59
1:13:1031:G:H2'	1:13:1032:A:H5'	1.84	0.59
1:13:1396:A:H4'	1:13:1397:C:H5''	1.85	0.59
7:6E:111:ARG:NH2	7:6E:126:ASP:OD2	2.36	0.59
26:1H:234:C:H2'	26:1H:235:U:H6	1.66	0.59
26:1H:574:C:O2	30:21:145:LYS:NZ	2.35	0.59
26:1H:2102:U:H2'	26:1H:2103:C:C6	2.37	0.59
26:1H:2117:A:HO2'	26:1H:2147:G:N2	2.00	0.59
44:E8:51:LEU:HD23	44:E8:105:VAL:HG11	1.84	0.59
1:1G:501:C:H2'	1:1G:502:G:C8	2.38	0.59
2:12:19:HIS:CD2	2:12:204:ASN:HB3	2.38	0.59
26:14:273(C):C:N3	26:14:363(C):G:N2	2.47	0.59
26:14:273(C):C:H42	26:14:363(C):G:H1	1.50	0.59
42:85:65:ILE:HD11	42:85:93:LYS:HA	1.85	0.59
49:F5:92:LYS:O	49:F5:94:LEU:N	2.35	0.59
2:1E:185:ILE:HG22	2:1E:199:TYR:HB2	1.85	0.59
4:3E:107:ARG:HH22	4:3E:194:LEU:HD23	1.66	0.59
24:3K:30:G:N2	24:3K:40:C:N3	2.41	0.59
26:1H:443:A:H1'	26:1H:1201:C:O4'	2.03	0.59
26:1H:1608:A:O2'	26:1H:1610:A:OP2	2.13	0.59
26:1H:2492:U:H2'	26:1H:2493:U:H6	1.67	0.59
43:D8:85:LYS:HB2	43:D8:85:LYS:NZ	2.18	0.59
44:E8:35:ILE:HG23	53:N8:28:PRO:HD2	1.85	0.59
1:1G:277:C:P	17:8A:68:ARG:HH12	2.26	0.59
2:12:95:GLN:HB3	2:12:148:TYR:HD1	1.68	0.59

*Continued on next page...*

*Continued from previous page...*

Atom-1	Atom-2	Interatomic distance (Å)	Clash overlap (Å)
9:82:7:THR:H	9:82:83:ARG:HD3	1.67	0.59
26:14:841:A:N6	26:14:937:U:H3	2.00	0.59
26:14:2567:G:H2'	26:14:2568:C:C6	2.38	0.59
29:19:5:LYS:HG2	29:19:17:THR:HG22	1.85	0.59
32:49:114:ILE:HD13	32:49:140:ILE:HG21	1.83	0.59
32:49:144:ILE:HD12	32:49:149:VAL:HG12	1.85	0.59
1:13:411:A:C4	1:13:413:G:H1'	2.37	0.58
1:13:813:U:OP2	1:13:816:A:N6	2.36	0.58
1:13:838:G:H1	1:13:848:C:H42	1.49	0.58
1:13:1064:G:H4'	1:13:1065:U:OP1	2.03	0.58
26:1H:1443:G:H1	26:1H:1548:C:H42	1.50	0.58
26:1H:2299:G:O6	61:1H:3553:HOH:O	2.14	0.58
26:1H:2572:A:N7	30:21:144:ARG:HD2	2.18	0.58
27:16:15:A:H3'	27:16:16:G:H5'	1.85	0.58
43:D8:47:VAL:HG22	43:D8:48:GLY:N	2.18	0.58
1:1G:572:A:H5'	1:1G:573:A:OP2	2.03	0.58
1:1G:1316:G:H22	1:1G:1319:A:P	2.25	0.58
12:3A:8:ASN:OD1	17:8A:34:LYS:NZ	2.27	0.58
26:14:34:C:HO2'	26:14:35:G:P	2.26	0.58
26:14:270(F):U:H3	26:14:270(T):G:H1	1.51	0.58
26:14:1113:U:H5'	33:59:2:SER:HA	1.85	0.58
26:14:1899:G:H22	26:14:1902:C:N4	2.01	0.58
26:14:2547:U:H2'	26:14:2548:G:H8	1.68	0.58
28:79:5:LYS:HA	28:79:8:ARG:HG2	1.84	0.58
1:13:258:G:H2'	1:13:259:G:H8	1.68	0.58
26:1H:1593:G:H2'	26:1H:1594:G:H8	1.64	0.58
28:71:49:ILE:HD12	28:71:50:ASP:H	1.68	0.58
30:21:57:LYS:HG2	30:21:59:VAL:HG12	1.85	0.58
34:61:69:LYS:O	34:61:73:GLU:HB2	2.03	0.58
1:1G:1243:C:OP1	21:1B:10:ARG:NE	2.36	0.58
3:22:11:ARG:NH2	3:22:177:THR:O	2.36	0.58
26:14:251:A:C5	26:14:252:G:H1'	2.38	0.58
26:14:2156:G:N7	26:14:2157:G:N2	2.51	0.58
26:14:2184:G:H2'	26:14:2185:C:C6	2.38	0.58
26:14:2611:U:H6	26:14:2611:U:H5'	1.67	0.58
27:1J:28:C:H2'	27:1J:29:A:H8	1.68	0.58
30:29:119:ARG:HA	30:29:160:TYR:CD2	2.38	0.58
1:13:177:C:OP1	20:BI:65:LYS:NZ	2.32	0.58
7:6E:50:ILE:HB	7:6E:58:PRO:HB3	1.83	0.58
32:41:35:GLU:HG3	32:41:36:LYS:HB3	1.85	0.58
48:I8:11:ARG:HB2	48:I8:11:ARG:HH11	1.69	0.58

*Continued on next page...*

Continued from previous page...

Atom-1	Atom-2	Interatomic distance (Å)	Clash overlap (Å)
49:J8:92:LYS:HA	49:J8:95:LEU:HD12	1.85	0.58
1:1G:276:G:O3'	17:8A:68:ARG:NH1	2.36	0.58
1:1G:594:G:H1	1:1G:645:C:H42	1.50	0.58
26:14:802:A:H4'	61:14:3765:HOH:O	2.03	0.58
28:79:201:PRO:HD2	28:79:208:PHE:CE1	2.39	0.58
47:D5:23:LYS:HD3	47:D5:40:ASP:HA	1.85	0.58
47:D5:55:HIS:HE2	47:D5:135:GLU:HG2	1.67	0.58
6:5E:23:LYS:HA	6:5E:26:ILE:HD12	1.86	0.58
7:6E:111:ARG:HD2	7:6E:123:GLU:HB2	1.83	0.58
11:2I:17:GLY:O	11:2I:80:VAL:HA	2.03	0.58
26:1H:70:G:H21	26:1H:71:A:N6	2.01	0.58
29:11:11:PRO:O	29:11:12:SER:OG	2.16	0.58
31:31:183:VAL:O	31:31:187:VAL:HG23	2.03	0.58
1:1G:518:C:H5''	1:1G:519:C:C6	2.38	0.58
1:1G:1037:C:H2'	1:1G:1038:C:H6	1.66	0.58
1:1G:1162:C:N4	1:1G:1174:G:H1	1.97	0.58
26:14:602:G:OP2	26:14:602:G:H8	1.86	0.58
26:14:957:A:H5'	38:45:76:LYS:HD3	1.84	0.58
30:29:103:ASP:OD1	30:29:201:THR:HG23	2.03	0.58
35:15:42:TRP:O	42:85:64:ARG:NH2	2.35	0.58
44:A5:2:GLU:OE2	44:A5:72:LYS:HE3	2.03	0.58
10:1I:38:ILE:HG23	10:1I:71:LEU:O	2.03	0.58
18:9I:59:SER:H	18:9I:62:GLU:HB2	1.67	0.58
26:1H:1257:C:OP1	31:31:75:HIS:HE1	1.86	0.58
26:1H:1935:G:H1'	26:1H:1964:G:N2	2.17	0.58
26:1H:2022:U:O2'	26:1H:2617:C:H5''	2.04	0.58
26:1H:2784:C:O2'	30:21:37:ARG:NH1	2.37	0.58
1:1G:396:G:O2'	1:1G:398:C:OP1	2.15	0.58
4:32:119:GLN:HG2	4:32:123:HIS:HD2	1.68	0.58
26:14:141:A:H8	26:14:1595:G:N2	2.02	0.58
26:14:273(F):C:H3'	26:14:274:G:C5'	2.33	0.58
26:14:1599:C:H2'	26:14:1600:C:H6	1.69	0.58
26:14:2104:G:H2'	26:14:2105:C:C6	2.38	0.58
26:14:2659:G:N2	26:14:2662:A:OP2	2.37	0.58
2:1E:111:ARG:HD2	2:1E:145:LEU:HD21	1.84	0.58
26:1H:330:A:O2'	26:1H:331:A:H8	1.86	0.58
34:61:113:ARG:HB3	34:61:131:LYS:HD3	1.84	0.58
52:M8:13:ARG:HH12	52:M8:22:ILE:HG23	1.68	0.58
1:1G:584:G:H5'	17:8A:91:ARG:NH1	2.18	0.58
1:1G:920:U:H2'	1:1G:921:U:C6	2.37	0.58
2:12:30:ARG:NH2	2:12:194:PRO:HB2	2.18	0.58

Continued on next page...

*Continued from previous page...*

Atom-1	Atom-2	Interatomic distance (Å)	Clash overlap (Å)
2:12:54:THR:HA	2:12:57:PHE:HB2	1.85	0.58
9:82:117:HIS:O	9:82:118:LYS:HB2	2.04	0.58
13:4A:8:GLU:OE2	13:4A:10:PRO:HD3	2.03	0.58
26:14:731:C:H5''	61:14:3532:HOH:O	2.03	0.58
26:14:774:A:H2	26:14:787:U:HO2'	1.50	0.58
26:14:1364:G:N7	49:F5:2:SER:HB2	2.18	0.58
26:14:1826:G:H4'	29:19:242:ARG:HE	1.69	0.58
27:1J:28:C:H2'	27:1J:29:A:C8	2.38	0.58
27:1J:51:G:OP2	40:65:59:LYS:NZ	2.36	0.58
32:49:7:LEU:HG	32:49:104:GLU:HB2	1.85	0.58
26:1H:1412:A:H2'	26:1H:1413:G:C8	2.39	0.58
26:1H:1430:C:H2'	26:1H:1431:U:C6	2.37	0.58
36:68:120:GLU:OE1	41:B8:67:SER:OG	2.15	0.58
1:1G:317:G:H1	1:1G:336:C:H42	1.49	0.58
6:52:15:ASP:O	6:52:19:LEU:HB2	2.02	0.58
56:1L:3:G:H4'	56:1L:4:U:OP1	2.02	0.58
56:1L:55:PSU:OP1	38:45:55:VAL:HG11	2.04	0.58
26:14:868:U:H2'	26:14:869:G:C8	2.39	0.58
32:49:114:ILE:HD11	32:49:140:ILE:HD13	1.86	0.58
1:13:718:G:H5'	11:2I:117:ASN:HB2	1.85	0.58
1:13:1028(A):C:N3	1:13:1032(A):G:N2	2.51	0.58
2:1E:158:LEU:HD13	2:1E:182:ILE:HD11	1.86	0.58
26:1H:2177:C:H5''	28:71:213:TYR:CD1	2.38	0.58
32:41:18:GLU:O	32:41:22:ARG:HB2	2.03	0.58
34:61:33:ARG:HB3	34:61:35:LEU:HD13	1.85	0.58
26:14:1292:U:H2'	26:14:1293:C:C6	2.39	0.58
26:14:2557:G:H2'	26:14:2558:C:C6	2.39	0.58
30:29:54:GLN:NE2	30:29:73:GLU:HG2	2.19	0.58
39:55:106:GLY:O	39:55:107:ASP:HB3	2.03	0.58
49:F5:40:ARG:NH2	49:F5:42:GLN:HG2	2.19	0.58
1:13:1003:G:H2'	1:13:1004:A:H4'	1.85	0.58
2:1E:212:GLN:O	2:1E:216:SER:OG	2.21	0.58
22:1K:17:U:HO2'	22:1K:57:G:N2	2.02	0.58
26:1H:1400:G:H2'	26:1H:1401:G:C8	2.39	0.58
40:A8:10:ARG:O	40:A8:14:VAL:HG13	2.03	0.58
1:1G:1292:U:H2'	1:1G:1293:G:C8	2.39	0.58
3:22:63:ASN:HA	3:22:98:ASN:HB2	1.85	0.58
26:14:721:C:H2'	26:14:722:A:C8	2.39	0.58
36:25:73:ASP:OD2	41:75:32:TYR:OH	2.16	0.58
55:M5:14:VAL:HG11	55:M5:58:ILE:HD11	1.86	0.58
1:13:836:G:OP1	18:9I:61:LYS:NZ	2.32	0.58

*Continued on next page...*

*Continued from previous page...*

Atom-1	Atom-2	Interatomic distance (Å)	Clash overlap (Å)
7:6E:20:ASP:HB3	7:6E:23:VAL:HG23	1.85	0.58
26:1H:1021:A:H8	26:1H:1021:A:H3'	1.69	0.58
37:78:19:VAL:HG12	37:78:27:HIS:HB3	1.86	0.58
1:1G:955:U:H2'	1:1G:956:U:H6	1.68	0.58
1:1G:1483:A:H1'	26:14:1948:G:H1'	1.84	0.58
2:12:71:VAL:HG11	2:12:164:VAL:HA	1.86	0.58
2:12:189:ASP:H	2:12:192:SER:HB2	1.69	0.58
13:4A:46:LYS:NZ	13:4A:47:ASP:OD2	2.36	0.58
26:14:1412:A:H2'	26:14:1413:G:C8	2.38	0.58
26:14:2018:G:OP1	53:J5:9:LYS:NZ	2.36	0.58
35:15:34:LEU:HD21	35:15:120:LEU:HB2	1.85	0.58
49:F5:86:SER:N	49:F5:87:PRO:HD2	2.17	0.58
1:13:1316:G:H22	1:13:1319:A:H5'	1.68	0.57
10:1I:40:LEU:HB2	10:1I:69:ASN:HB2	1.84	0.57
24:3K:29:U:H2'	24:3K:30:G:C8	2.39	0.57
26:1H:270(J):G:H2'	26:1H:270(K):C:H4'	1.86	0.57
26:1H:1257:C:H4'	31:31:83:PHE:CE1	2.39	0.57
27:16:43:C:P	32:41:67:LYS:HZ1	2.26	0.57
28:71:188:ASN:HA	28:71:191:ALA:HB3	1.87	0.57
1:1G:649:G:H2'	1:1G:650:G:H8	1.69	0.57
57:3L:3:G:H1	57:3L:70:C:H42	1.52	0.57
57:3L:18:G:H21	57:3L:57:G:H2'	1.69	0.57
26:14:993:G:OP1	42:85:50:ARG:NH2	2.37	0.57
26:14:1169:G:H1	26:14:1180:C:N4	2.02	0.57
26:14:1342:A:H2	26:14:1602:U:H3	1.52	0.57
26:14:2052:G:H2'	26:14:2053:G:H8	1.69	0.57
26:14:2343:C:HO2'	26:14:2373:G:HO2'	1.52	0.57
30:29:105:THR:HG21	30:29:164:ARG:HE	1.68	0.57
41:75:5:ALA:O	41:75:8:LYS:N	2.37	0.57
3:2E:7:PRO:O	3:2E:11:ARG:HG2	2.03	0.57
5:4E:15:ARG:NE	5:4E:26:PHE:HE2	2.02	0.57
8:7E:45:ILE:HB	8:7E:47:GLY:H	1.67	0.57
16:7I:4:ILE:HD12	16:7I:66:PRO:HB3	1.86	0.57
19:AI:36:ARG:HD2	19:AI:52:TYR:O	2.04	0.57
26:1H:796:C:H2'	26:1H:797:C:C6	2.39	0.57
26:1H:1657:C:H2'	26:1H:1658:C:C6	2.39	0.57
26:1H:2210:G:H3'	26:1H:2211:G:C8	2.38	0.57
26:1H:2246:G:H2'	26:1H:2247:A:C8	2.39	0.57
26:1H:2887:U:H2'	26:1H:2888:C:C6	2.39	0.57
28:71:185:LEU:O	28:71:189:ILE:HG13	2.04	0.57
32:41:111:LEU:HD23	32:41:114:ILE:HD12	1.87	0.57

*Continued on next page...*

*Continued from previous page...*

Atom-1	Atom-2	Interatomic distance (Å)	Clash overlap (Å)
15:6A:39:LEU:HD12	15:6A:56:LEU:HD13	1.86	0.57
26:14:1187:G:H8	26:14:1187:G:O5'	1.87	0.57
26:14:1432:C:H2'	26:14:1433:U:O4'	2.03	0.57
26:14:1816:G:OP2	29:19:39:LYS:NZ	2.30	0.57
26:14:2023:G:OP2	26:14:2617:C:H4'	2.04	0.57
36:25:49:ARG:HA	36:25:53:LYS:HE3	1.84	0.57
44:A5:51:LEU:HD23	44:A5:105:VAL:HG11	1.86	0.57
4:3E:162:LEU:HA	4:3E:165:MET:HB3	1.86	0.57
10:1I:77:PRO:HB2	10:1I:79:ARG:HH12	1.69	0.57
19:AI:41:VAL:HB	19:AI:42:PRO:HA	1.85	0.57
24:3K:76:A:H8	26:1H:2394:C:H42	1.52	0.57
26:1H:309:G:N3	26:1H:329:G:O2'	2.37	0.57
26:1H:784:A:O4'	29:11:227:ASN:ND2	2.36	0.57
42:C8:88:ILE:O	42:C8:90:VAL:N	2.37	0.57
47:H8:134:PRO:HG3	47:H8:161:VAL:HG11	1.86	0.57
52:M8:16:CYS:HB3	52:M8:36:CYS:H	1.68	0.57
52:M8:40:HIS:HA	52:M8:41:PRO:O	2.03	0.57
1:1G:186(B):C:O4'	20:BA:89:ARG:NH2	2.36	0.57
1:1G:1008:C:H42	1:1G:1021:G:H1	1.52	0.57
1:1G:1285:A:H4'	1:1G:1286:A:O5'	2.04	0.57
26:14:1022:G:O2'	26:14:1023:U:OP2	2.18	0.57
26:14:1817:G:OP1	29:19:88:ARG:NH2	2.35	0.57
26:14:2293:C:H5''	40:65:89:ARG:NH2	2.19	0.57
26:14:2537:U:H2'	26:14:2538:C:C6	2.38	0.57
29:19:25:THR:HG23	29:19:82:ILE:H	1.68	0.57
47:D5:69:THR:HG22	47:D5:90:VAL:HG22	1.84	0.57
1:13:114:U:H2'	1:13:115:G:C8	2.39	0.57
2:1E:162:ILE:HD11	2:1E:182:ILE:HG21	1.86	0.57
26:1H:600:G:N2	26:1H:605:C:O3'	2.36	0.57
26:1H:1525:G:H2'	26:1H:1526:G:C8	2.39	0.57
26:1H:1533:C:C6	26:1H:1534:G:H5''	2.39	0.57
26:1H:1682:G:OP1	26:1H:1699:G:N1	2.34	0.57
26:1H:1794:U:H2'	26:1H:1795:C:C6	2.39	0.57
26:1H:2272:U:H5''	26:1H:2273:A:OP1	2.04	0.57
31:31:165:ARG:HA	31:31:168:ARG:HD3	1.86	0.57
39:98:13:HIS:CD2	39:98:15:SER:HB3	2.40	0.57
43:D8:98:GLU:OE1	43:D8:100:ARG:NH1	2.37	0.57
1:1G:407:G:OP1	4:32:115:ARG:NE	2.34	0.57
2:12:27:LYS:HE3	2:12:194:PRO:HD2	1.87	0.57
23:2L:24:C:H2'	23:2L:25:U:C6	2.38	0.57
57:3L:32:C:H2'	57:3L:33:U:C4	2.38	0.57

*Continued on next page...*



*Continued from previous page...*

Atom-1	Atom-2	Interatomic distance (Å)	Clash overlap (Å)
26:14:2547:U:H2'	26:14:2548:G:C8	2.39	0.57
30:29:41:LYS:HG3	30:29:42:ASP:H	1.70	0.57
34:69:72:LEU:HD21	34:69:107:VAL:HG11	1.85	0.57
26:1H:65:C:H2'	26:1H:66:C:C6	2.39	0.57
26:1H:1022:G:N2	26:1H:1142(A):A:N1	2.51	0.57
26:1H:1361:G:O6	26:1H:1370:C:N4	2.19	0.57
26:1H:2593:U:H2'	26:1H:2594:C:C6	2.40	0.57
26:1H:2598:A:P	61:1H:3508:HOH:O	2.61	0.57
26:1H:2655:G:O2'	26:1H:2664:G:O6	2.18	0.57
30:21:182:LEU:HD12	30:21:183:LEU:H	1.69	0.57
32:41:132:ASN:OD1	32:41:132:ASN:N	2.36	0.57
40:A8:34:HIS:HB2	40:A8:36:TYR:CE1	2.40	0.57
1:1G:261:U:OP2	20:BA:79:ARG:NH2	2.38	0.57
1:1G:1347:G:N2	1:1G:1373:G:H2'	2.20	0.57
6:52:9:VAL:HB	6:52:87:ARG:HB2	1.86	0.57
12:3A:60:LEU:HB2	12:3A:64:TYR:HB2	1.86	0.57
26:14:34:C:H1'	26:14:35:G:OP1	2.04	0.57
26:14:607:U:H3	26:14:621:A:H2	1.51	0.57
26:14:870:A:P	38:45:6:ARG:HE	2.28	0.57
26:14:987:G:O2'	26:14:1000:A:N3	2.34	0.57
26:14:2118:U:O2'	26:14:2145:C:O2	2.19	0.57
26:14:2432:A:C8	49:F5:33:LYS:HD2	2.38	0.57
1:13:258:G:H2'	1:13:259:G:C8	2.39	0.57
1:13:452:A:OP2	16:7I:43:LYS:NZ	2.26	0.57
1:13:680:C:H2'	1:13:681:C:H6	1.69	0.57
1:13:1129:C:O2	1:13:1143:G:N2	2.38	0.57
5:4E:15:ARG:HE	5:4E:26:PHE:HE2	1.52	0.57
33:51:83:TYR:HB2	33:51:134:SER:HA	1.86	0.57
37:78:90:ARG:HG3	37:78:91:PHE:CE1	2.39	0.57
39:98:34:ILE:HG22	39:98:114:VAL:HB	1.86	0.57
2:12:180:LEU:HB2	2:12:182:ILE:HD13	1.86	0.57
4:32:15:GLU:OE1	4:32:66:ARG:NH1	2.37	0.57
9:82:9:ARG:HG2	9:82:14:VAL:HG23	1.86	0.57
28:79:5:LYS:HA	28:79:8:ARG:HB2	1.85	0.57
1:13:976:G:N2	1:13:1362(A):C:OP2	2.32	0.57
4:3E:87:GLY:HA2	4:3E:88:VAL:HG22	1.87	0.57
5:4E:51:VAL:O	5:4E:55:VAL:HG23	2.04	0.57
11:2I:50:TYR:HD2	11:2I:54:ARG:HB2	1.69	0.57
26:1H:140:A:H8	26:1H:1408:C:O2'	1.87	0.57
26:1H:1646:C:O3'	61:1H:3562:HOH:O	2.17	0.57
26:1H:2807:G:H3'	26:1H:2808:U:H5''	1.86	0.57

*Continued on next page...*

*Continued from previous page...*

Atom-1	Atom-2	Interatomic distance (Å)	Clash overlap (Å)
36:68:59:LYS:NZ	36:68:89:ASN:OD1	2.38	0.57
5:42:31:LEU:HA	5:42:45:PHE:HB2	1.86	0.57
13:4A:84:ILE:HG23	19:AA:74:PHE:CE1	2.40	0.57
20:BA:49:ALA:HA	20:BA:52:ALA:HB3	1.86	0.57
56:1L:74:C:H41	26:14:2508:G:H5'	1.70	0.57
57:3L:5:C:H2'	57:3L:6:G:C8	2.38	0.57
26:14:929:G:O6	61:14:3534:HOH:O	2.16	0.57
26:14:1406:U:H6	26:14:1406:U:H5''	1.69	0.57
26:14:1654:A:OP2	39:55:1:MET:N	2.37	0.57
26:14:2345:G:N3	26:14:2381:C:H2'	2.20	0.57
34:69:77:LEU:HB2	34:69:141:LYS:HE2	1.86	0.57
37:35:13:ASN:C	37:35:15:ARG:H	2.06	0.57
41:75:107:ASP:N	41:75:107:ASP:OD1	2.38	0.57
1:13:838:G:O6	1:13:848:C:N4	2.37	0.57
1:13:1510:U:H2'	1:13:1511:G:C8	2.39	0.57
2:1E:187:LEU:HA	2:1E:201:ILE:O	2.05	0.57
26:1H:507:A:H5''	26:1H:508:G:H3'	1.86	0.57
26:1H:2301:C:H2'	26:1H:2302:G:C8	2.40	0.57
47:H8:107:THR:HG22	47:H8:108:PRO:HD3	1.87	0.57
1:1G:584:G:H5'	17:8A:91:ARG:HH12	1.68	0.57
1:1G:963:G:H21	10:1A:55:LYS:HZ2	1.53	0.57
1:1G:1324:A:H2'	1:1G:1325:C:C6	2.40	0.57
26:14:1927:A:H2'	26:14:1928:A:C8	2.40	0.57
1:13:1165:C:N4	1:13:1166:G:O6	2.38	0.57
1:13:1213:A:O2'	1:13:1215:G:N7	2.31	0.57
16:7I:20:VAL:HG21	16:7I:32:TYR:CD2	2.40	0.57
26:1H:764:A:O4'	29:11:213:ARG:HG3	2.05	0.57
31:31:6:VAL:HG12	31:31:7:TYR:H	1.69	0.57
39:98:78:LYS:O	39:98:83:ILE:HG13	2.03	0.57
40:A8:27:SER:HA	40:A8:88:ASP:HB2	1.87	0.57
47:H8:11:GLU:O	47:H8:36:LYS:NZ	2.30	0.57
1:1G:187:C:H2'	1:1G:188:U:O4'	2.05	0.57
1:1G:1061:G:N2	1:1G:1195:C:O2	2.32	0.57
12:3A:39:VAL:HG12	12:3A:57:LYS:HD3	1.86	0.57
56:1L:7:U:N3	56:1L:49:G:N7	2.53	0.57
57:3L:4:U:H2'	57:3L:5:C:O4'	2.05	0.57
26:14:2151:G:H2'	26:14:2152:G:O4'	2.05	0.57
49:F5:87:PRO:HA	49:F5:90:ILE:HG23	1.86	0.57
50:G5:24:LEU:HD22	50:G5:60:LEU:HD21	1.87	0.57
1:13:911:U:OP2	12:3I:97:ARG:NH1	2.37	0.57
1:13:917:G:H2'	1:13:918:A:C8	2.40	0.57

*Continued on next page...*

*Continued from previous page...*

Atom-1	Atom-2	Interatomic distance (Å)	Clash overlap (Å)
16:7I:49:LEU:HD12	16:7I:50:LYS:N	2.20	0.57
24:3K:3:G:H1	24:3K:70:C:H42	1.52	0.57
24:3K:11:C:N4	24:3K:24:G:H1	2.03	0.57
26:1H:1164:G:H2'	26:1H:1165:U:C6	2.40	0.57
26:1H:1889:A:N1	26:1H:2234:G:H1'	2.19	0.57
26:1H:2123:G:H1'	28:71:172:HIS:HB2	1.86	0.57
26:1H:2308:G:H2'	26:1H:2308:G:N3	2.20	0.57
34:61:124:GLY:H	34:61:142:VAL:HG23	1.69	0.57
37:78:83:VAL:HG12	37:78:112:LEU:HD21	1.85	0.57
38:88:66:ILE:HD12	38:88:67:ARG:H	1.70	0.57
39:98:103:ARG:NH1	39:98:108:GLY:O	2.38	0.57
9:82:99:LEU:HB3	9:82:101:PHE:CD2	2.39	0.57
12:3A:57:LYS:HG3	12:3A:67:THR:HG22	1.87	0.57
12:3A:84:LEU:HG	12:3A:105:TYR:CE2	2.39	0.57
26:14:1449(A):G:N2	26:14:1450:C:O2	2.37	0.57
26:14:1455:G:OP2	61:14:3536:HOH:O	2.17	0.57
29:19:39:LYS:O	29:19:40:THR:HG23	2.04	0.57
30:29:91:VAL:HB	30:29:95:ILE:HD11	1.86	0.57
30:29:197:ILE:HD11	30:29:199:ARG:HE	1.69	0.57
34:69:143:SER:OG	34:69:145:VAL:N	2.37	0.57
1:13:142:G:H2'	1:13:143:A:H8	1.69	0.56
1:13:221:C:H2'	1:13:222:U:H6	1.69	0.56
1:13:757:U:OP1	1:13:822:C:O2'	2.22	0.56
1:13:877:C:H5''	8:7E:88:LYS:HD3	1.86	0.56
1:13:976:G:OP1	14:5I:32:SER:N	2.35	0.56
1:13:1014:A:C2	1:13:1219:U:H1'	2.39	0.56
2:1E:20:GLU:HB2	2:1E:190:THR:HB	1.87	0.56
20:BI:10:LEU:HD11	20:BI:12:ALA:HB3	1.85	0.56
20:BI:57:ARG:CZ	20:BI:102:GLY:HA2	2.36	0.56
26:1H:1509:C:H2'	26:1H:1511:A:H8	1.70	0.56
26:1H:1785:A:H2'	26:1H:1787:A:N7	2.20	0.56
40:A8:88:ASP:O	40:A8:89:ARG:HB3	2.04	0.56
41:B8:26:ASP:O	41:B8:49:VAL:HG12	2.05	0.56
50:K8:17:SER:HB3	50:K8:67:LYS:HE3	1.87	0.56
52:M8:12:ALA:HB3	52:M8:24:THR:HB	1.86	0.56
4:32:166:LYS:HA	4:32:178:VAL:HG11	1.86	0.56
25:4L:13:A:H2'	25:4L:14:A:O4'	2.04	0.56
26:14:1442:G:H2'	26:14:1443:G:C8	2.40	0.56
26:14:2019:A:N7	53:J5:9:LYS:HE3	2.19	0.56
31:39:25:PRO:C	31:39:27:GLU:H	2.07	0.56
34:69:93:THR:HB	34:69:96:ASP:H	1.70	0.56

*Continued on next page...*

*Continued from previous page...*

Atom-1	Atom-2	Interatomic distance (Å)	Clash overlap (Å)
1:13:244:U:H4'	1:13:245:C:O5'	2.05	0.56
1:13:1077:G:N2	1:13:1080:A:OP2	2.31	0.56
26:1H:517:C:OP1	53:N8:16:ARG:NH2	2.37	0.56
26:1H:1046:A:H4'	26:1H:1047:G:OP2	2.05	0.56
26:1H:1221:C:H2'	26:1H:1222:C:C6	2.40	0.56
26:1H:1794:U:H2'	26:1H:1795:C:H6	1.70	0.56
28:71:185:LEU:HD12	28:71:189:ILE:HD11	1.86	0.56
34:61:4:ILE:HG13	34:61:39:ALA:HB2	1.85	0.56
52:M8:13:ARG:HA	52:M8:24:THR:HG21	1.87	0.56
1:1G:22:G:H4'	1:1G:885:G:C8	2.40	0.56
6:52:68:PRO:HG2	6:52:71:ARG:HB2	1.86	0.56
23:2L:48:U:O2'	23:2L:49:C:OP2	2.18	0.56
26:14:5:A:N6	26:14:7:G:O6	2.38	0.56
26:14:579:G:H2'	26:14:580:C:C6	2.40	0.56
26:14:1582:C:HO2'	26:14:1586:A:H8	1.53	0.56
26:14:2468:G:H5''	26:14:2476:A:H61	1.68	0.56
1:13:256:U:H2'	1:13:257:G:C8	2.40	0.56
1:13:321:A:H62	1:13:328:C:H1'	1.69	0.56
1:13:1057:G:H4'	3:2E:197:GLY:H	1.69	0.56
1:13:1245:A:N6	1:13:1291:G:O6	2.38	0.56
2:1E:61:LEU:HA	2:1E:64:ARG:HG2	1.86	0.56
3:2E:16:ARG:HH11	3:2E:16:ARG:HB2	1.69	0.56
4:3E:15:GLU:OE1	4:3E:66:ARG:NH1	2.38	0.56
9:8E:91:ASP:OD1	9:8E:91:ASP:N	2.35	0.56
14:5I:23:ARG:NH1	14:5I:30:ALA:HB2	2.18	0.56
24:3K:26:A:H2'	24:3K:27:G:H5'	1.86	0.56
26:1H:1187:G:H5''	43:D8:81:TYR:CE2	2.40	0.56
26:1H:1385:G:O6	26:1H:1403:C:N4	2.38	0.56
33:51:153:LYS:HB2	33:51:155:SER:N	2.16	0.56
36:68:24:VAL:HB	36:68:33:ALA:HB2	1.85	0.56
39:98:72:ASP:O	39:98:76:VAL:HG23	2.05	0.56
47:H8:60:GLU:O	47:H8:61:LEU:HB3	2.04	0.56
1:1G:519:C:H2'	1:1G:520:A:O4'	2.05	0.56
1:1G:591:U:H2'	1:1G:592:G:C8	2.40	0.56
1:1G:653:A:H8	8:72:56:LYS:HE3	1.71	0.56
1:1G:973:G:O4'	10:1A:55:LYS:HG3	2.05	0.56
1:1G:1392:G:H21	1:1G:1502:A:H8	1.53	0.56
4:32:21:LEU:HD12	4:32:21:LEU:H	1.70	0.56
5:42:95:ALA:O	5:42:98:THR:OG1	2.22	0.56
7:62:23:VAL:HG13	7:62:43:PHE:CE2	2.36	0.56
17:8A:66:SER:O	17:8A:70:ARG:NH1	2.38	0.56

*Continued on next page...*

*Continued from previous page...*

Atom-1	Atom-2	Interatomic distance (Å)	Clash overlap (Å)
21:1B:12:LYS:HB3	21:1B:17:THR:O	2.06	0.56
57:3L:8:U:O2'	57:3L:48:C:O2	2.19	0.56
26:14:1028:A:N6	26:14:1125:G:H2'	2.21	0.56
26:14:1312:U:H4'	26:14:1313:U:O5'	2.06	0.56
26:14:2439:A:H5'	26:14:2439:A:H8	1.68	0.56
26:14:2880:C:O2'	39:55:90:ARG:HD3	2.05	0.56
27:1J:103:U:HO2'	47:D5:29:TYR:HH	1.53	0.56
28:79:14:VAL:N	28:79:20:TYR:HH	2.03	0.56
30:29:12:THR:C	30:29:23:VAL:HG22	2.26	0.56
30:29:54:GLN:NE2	30:29:55:ASN:OD1	2.38	0.56
34:69:135:GLU:N	34:69:135:GLU:OE1	2.34	0.56
41:75:133:GLU:N	41:75:133:GLU:OE2	2.38	0.56
42:85:92:ARG:HD2	43:95:11:GLN:OE1	2.05	0.56
1:13:74:C:H2'	1:13:96:G:H22	1.71	0.56
1:13:158:G:H2'	1:13:159:G:H8	1.71	0.56
4:3E:83:SER:HA	4:3E:86:LYS:HD2	1.86	0.56
19:AI:5:LEU:HD13	19:AI:10:PHE:CD2	2.40	0.56
20:BI:50:GLU:HG2	20:BI:100:ILE:HB	1.87	0.56
22:1K:26:A:H3'	22:1K:27:G:H8	1.71	0.56
26:1H:118:A:H5'	26:1H:119:A:H8	1.71	0.56
26:1H:2562:U:H1'	36:68:23:ARG:HH11	1.69	0.56
1:1G:87:A:H4'	1:1G:88:C:OP1	2.04	0.56
1:1G:998(A):C:H42	1:1G:1042:G:H1	1.53	0.56
1:1G:1010:G:N2	1:1G:1020:U:H1'	2.21	0.56
1:1G:1502:A:H2	1:1G:1505:G:N1	1.96	0.56
26:14:2391:G:O6	26:14:2425:A:H8	1.89	0.56
33:59:149:ARG:HB2	33:59:149:ARG:HH11	1.71	0.56
40:65:26:LEU:O	40:65:88:ASP:HB2	2.05	0.56
42:85:90:VAL:HG22	43:95:39:LEU:HB3	1.87	0.56
1:13:1128:C:H4'	9:8E:16:ARG:HH12	1.71	0.56
24:3K:45:G:H4'	24:3K:46:G:OP1	2.05	0.56
26:1H:811:U:O2'	37:78:21:ARG:HG3	2.06	0.56
26:1H:1568:G:OP2	29:11:63:ARG:NH2	2.38	0.56
29:11:17:THR:CG2	29:11:204:ILE:HA	2.35	0.56
1:1G:628:G:H2'	1:1G:629:G:C8	2.41	0.56
2:12:71:VAL:HG11	2:12:164:VAL:HG13	1.85	0.56
13:4A:60:VAL:HA	13:4A:63:THR:HG22	1.88	0.56
15:6A:87:ILE:HG22	15:6A:88:ARG:H	1.69	0.56
26:14:536:A:H2'	26:14:537:C:C6	2.40	0.56
26:14:2327:A:H2'	26:14:2328:A:C8	2.40	0.56
30:29:119:ARG:HA	30:29:160:TYR:CE2	2.40	0.56

*Continued on next page...*

*Continued from previous page...*

Atom-1	Atom-2	Interatomic distance (Å)	Clash overlap (Å)
1:13:201:C:H42	1:13:216:G:H22	1.54	0.56
4:3E:7:PRO:HB2	4:3E:10:ARG:HD2	1.87	0.56
26:1H:2232:U:OP2	49:J8:40:ARG:NH2	2.37	0.56
30:21:143:ASN:HD22	30:21:147:PRO:HD2	1.70	0.56
36:68:21:CYS:HB2	36:68:39:ILE:HD12	1.87	0.56
37:78:98:GLU:O	37:78:101:VAL:HG13	2.05	0.56
49:J8:81:LYS:HD2	49:J8:81:LYS:N	2.20	0.56
6:52:15:ASP:OD1	6:52:17:SER:N	2.39	0.56
13:4A:49:THR:HB	13:4A:52:GLU:HG3	1.86	0.56
26:14:1105:U:H2'	26:14:1106:G:H4'	1.87	0.56
26:14:1914:C:H2'	26:14:1915:U:O4'	2.06	0.56
26:14:2318:G:H5'	26:14:2319:G:OP2	2.05	0.56
30:29:55:ASN:HD22	30:29:58:ARG:HD3	1.71	0.56
30:29:58:ARG:N	30:29:58:ARG:HD2	2.20	0.56
30:29:81:ILE:HG21	30:29:84:PHE:HD2	1.71	0.56
1:13:971:G:N2	1:13:1363:A:OP2	2.25	0.56
26:1H:930:U:H4'	26:1H:931:G:O5'	2.06	0.56
26:1H:1021:A:C8	26:1H:1021:A:H3'	2.41	0.56
26:1H:1532:C:N3	26:1H:1539:G:N2	2.47	0.56
26:1H:1543:A:H8	26:1H:1545:A:OP2	1.88	0.56
26:1H:2801:A:H5'	26:1H:2895:U:O2'	2.06	0.56
27:16:3:C:H2'	27:16:4:C:C6	2.41	0.56
29:11:60:ARG:HG2	29:11:86:PRO:HG2	1.87	0.56
33:51:157:TYR:H	33:51:170:ARG:HA	1.69	0.56
34:61:3:VAL:HG12	34:61:38:LEU:HA	1.87	0.56
42:C8:112:ARG:NH2	43:D8:45:THR:O	2.39	0.56
2:12:30:ARG:HH22	2:12:194:PRO:HB2	1.71	0.56
12:3A:34:ARG:HG3	12:3A:35:GLY:N	2.21	0.56
20:BA:72:LEU:O	20:BA:73:HIS:HB2	2.05	0.56
26:14:580:C:H2'	26:14:581:C:C6	2.40	0.56
26:14:1836:C:H2'	26:14:1837:C:H6	1.70	0.56
45:B5:36:LYS:HG3	45:B5:56:THR:HG23	1.88	0.56
48:E5:21:LEU:HD11	48:E5:41:ARG:NH1	2.21	0.56
1:13:554:C:H2'	1:13:555:C:H6	1.71	0.56
7:6E:62:PHE:HA	7:6E:124:LEU:HD22	1.87	0.56
26:1H:566:U:OP1	37:78:29:LYS:HD2	2.04	0.56
26:1H:602:G:N2	26:1H:655:A:C8	2.71	0.56
26:1H:2451:A:H5''	26:1H:2452:C:OP2	2.05	0.56
27:16:43:C:H5''	52:M8:1:MET:HG2	1.88	0.56
29:11:31:LYS:HB3	29:11:34:VAL:HG23	1.88	0.56
33:51:74:ASN:HA	33:51:77:LYS:HG2	1.86	0.56

*Continued on next page...*

*Continued from previous page...*

Atom-1	Atom-2	Interatomic distance (Å)	Clash overlap (Å)
36:68:68:GLU:HB3	36:68:78:ARG:HB3	1.87	0.56
42:C8:95:LEU:HD22	43:D8:4:ILE:HD13	1.88	0.56
50:K8:4:SER:HB3	50:K8:7:ARG:H	1.70	0.56
1:1G:186(F):C:H2'	1:1G:187:C:O4'	2.04	0.56
1:1G:429:U:H3'	4:32:9:CYS:SG	2.46	0.56
1:1G:507:C:H3'	1:1G:508:C:H2'	1.87	0.56
1:1G:626:U:H2'	1:1G:627:G:H8	1.70	0.56
4:32:98:GLU:OE2	4:32:103:ASN:ND2	2.37	0.56
23:2L:50:G:H1	23:2L:66:C:H42	1.53	0.56
26:14:1921:G:H2'	26:14:1922:G:C8	2.41	0.56
31:39:25:PRO:C	31:39:27:GLU:N	2.59	0.56
31:39:67:GLN:HG3	31:39:67:GLN:O	2.04	0.56
31:39:79:GLY:HA2	31:39:86:GLY:HA2	1.88	0.56
5:4E:63:ARG:HB2	5:4E:64:ARG:NH1	2.20	0.56
15:6I:74:ASP:HB3	15:6I:77:ARG:HB3	1.87	0.56
19:AI:40:ILE:O	19:AI:41:VAL:HG22	2.05	0.56
24:3K:52:G:H2'	24:3K:53:G:C8	2.41	0.56
26:1H:580:C:H2'	26:1H:581:C:H6	1.71	0.56
26:1H:2298:A:H62	26:1H:2318:G:H8	1.54	0.56
26:1H:2683:C:OP1	41:B8:53:ARG:NH2	2.35	0.56
27:16:73:A:C4	27:16:104:A:C2	2.94	0.56
28:71:216:THR:HB	28:71:218:MET:H	1.71	0.56
29:11:31:LYS:O	29:11:35:LYS:NZ	2.34	0.56
31:31:170:LEU:HD12	31:31:172:TRP:NE1	2.21	0.56
48:I8:23:VAL:HA	48:I8:38:VAL:HG22	1.86	0.56
1:1G:81:G:N2	1:1G:88:C:N3	2.54	0.56
1:1G:1003:G:H2'	1:1G:1004:A:H5'	1.88	0.56
1:1G:1053:G:H5''	1:1G:1054:C:H3'	1.88	0.56
1:1G:1369:C:H2'	1:1G:1370:G:C8	2.41	0.56
2:12:58:ILE:HG21	2:12:219:VAL:HG21	1.87	0.56
20:BA:50:GLU:HA	20:BA:100:ILE:HG21	1.87	0.56
35:15:42:TRP:HA	35:15:48:MET:CE	2.36	0.56
23:2K:48:U:O2'	23:2K:49:C:OP2	2.21	0.56
26:1H:654(A):A:C2	26:1H:654(T):A:N1	2.73	0.56
29:11:182:LEU:O	29:11:271:ILE:HG13	2.06	0.56
35:58:67:LEU:HD23	35:58:87:LEU:HD12	1.87	0.56
52:M8:34:GLU:HG3	52:M8:35:VAL:H	1.70	0.56
1:1G:841:U:H3'	1:1G:841:U:H6	1.71	0.56
1:1G:963:G:N2	10:1A:55:LYS:HZ2	2.04	0.56
1:1G:1288:A:N3	1:1G:1352:C:O2'	2.35	0.56
3:22:16:ARG:HH22	3:22:181:ASN:ND2	2.03	0.56

*Continued on next page...*

*Continued from previous page...*

Atom-1	Atom-2	Interatomic distance (Å)	Clash overlap (Å)
3:22:150:LYS:HD2	3:22:152:ILE:HD11	1.87	0.56
15:6A:24:SER:HB3	15:6A:27:VAL:HG23	1.87	0.56
26:14:1425:G:H2'	26:14:1426:G:C8	2.41	0.56
26:14:2131:G:H5''	26:14:2133:G:H4'	1.88	0.56
26:14:2475:C:H5''	26:14:2476:A:H5''	1.88	0.56
33:59:67:LEU:O	33:59:70:THR:OG1	2.19	0.56
34:69:112:LYS:HA	34:69:114:LEU:H	1.69	0.56
35:15:21:LYS:O	35:15:60:ILE:HG13	2.05	0.56
48:E5:36:ILE:HG13	48:E5:58:THR:HG23	1.88	0.56
50:G5:53:LEU:O	50:G5:57:ILE:HG13	2.05	0.56
1:13:828:A:H2'	1:13:829:G:O4'	2.05	0.55
1:13:1041:A:H2'	1:13:1042:G:O4'	2.06	0.55
1:13:1117:G:H5''	9:8E:104:ARG:NH1	2.21	0.55
5:4E:35:GLY:HA3	5:4E:112:LEU:HB3	1.88	0.55
23:2K:9:G:N2	23:2K:47:G7M:OP2	2.30	0.55
26:1H:957:A:N1	26:1H:2458:G:H4'	2.21	0.55
26:1H:1568:G:H5''	29:11:61:LEU:HD22	1.88	0.55
26:1H:1635:G:OP1	61:1H:3563:HOH:O	2.18	0.55
26:1H:2115:G:H4'	26:1H:2166:G:H1'	1.87	0.55
50:K8:3:LEU:CA	50:K8:5:GLU:HB2	2.32	0.55
1:1G:129(A):G:C2	1:1G:191(A):G:C8	2.94	0.55
1:1G:420:U:H1'	1:1G:424:G:N2	2.21	0.55
4:32:108:LEU:HD13	4:32:174:LEU:HD13	1.87	0.55
15:6A:33:THR:HG21	15:6A:85:LEU:HD22	1.88	0.55
18:9A:66:LEU:O	18:9A:70:ILE:HG13	2.06	0.55
26:14:764:A:O4'	29:19:213:ARG:HG3	2.05	0.55
26:14:831:G:H5''	26:14:832:G:OP2	2.06	0.55
26:14:1594:G:H2'	26:14:1595:G:H8	1.71	0.55
26:14:1785:A:H2'	26:14:1787:A:N7	2.21	0.55
26:14:2629:A:H2'	26:14:2629:A:N3	2.20	0.55
27:1J:42:C:O2'	32:49:67:LYS:O	2.16	0.55
2:1E:17:PHE:HA	2:1E:42:ILE:HB	1.87	0.55
3:2E:18:TRP:HE3	3:2E:18:TRP:H	1.53	0.55
26:1H:67:U:H3	26:1H:74:A:H2	1.55	0.55
26:1H:1277:G:H5''	39:98:40:LYS:NZ	2.21	0.55
26:1H:2400:G:H2'	26:1H:2401:U:C6	2.40	0.55
26:1H:2636:U:OP2	30:21:79:ARG:NH1	2.38	0.55
31:31:155:LEU:HB2	31:31:189:THR:HG21	1.87	0.55
33:51:121:ILE:HG12	33:51:140:LYS:HE3	1.88	0.55
34:61:120:ILE:HG12	34:61:126:TYR:CE2	2.40	0.55
1:1G:1179:A:H4'	9:82:103:THR:HA	1.87	0.55

*Continued on next page...*



*Continued from previous page...*

Atom-1	Atom-2	Interatomic distance (Å)	Clash overlap (Å)
26:14:617:G:OP1	31:39:40:GLN:HG3	2.06	0.55
26:14:831:G:N2	37:35:53:GLY:O	2.39	0.55
26:14:1106:G:H3'	26:14:1107:G:C8	2.41	0.55
26:14:1288:U:C2	26:14:1327:C:O2	2.60	0.55
26:14:2461:C:H2'	26:14:2462:U:C6	2.41	0.55
26:14:2520:C:H41	26:14:2542:A:H62	1.53	0.55
37:35:127:ALA:O	37:35:147:LEU:N	2.38	0.55
43:95:5:VAL:HB	43:95:37:VAL:HB	1.87	0.55
1:13:150:C:H2'	1:13:151:A:C8	2.41	0.55
1:13:277:C:H2'	1:13:278:G:H8	1.72	0.55
1:13:1149:C:H2'	1:13:1150:U:H6	1.71	0.55
2:1E:47:THR:HG22	2:1E:51:LEU:HD12	1.87	0.55
26:1H:30:G:OP2	42:C8:5:LYS:NZ	2.39	0.55
26:1H:1914:C:H2'	26:1H:1915:U:O4'	2.07	0.55
26:1H:2139:C:H42	26:1H:2152:G:N2	1.97	0.55
26:1H:2287:A:C2	26:1H:2346:A:C2	2.93	0.55
26:1H:2836:U:H2'	26:1H:2837:G:C8	2.41	0.55
30:21:116:VAL:HG22	30:21:120:TRP:HD1	1.72	0.55
46:G8:11:ASP:O	46:G8:26:LYS:HG3	2.06	0.55
47:H8:61:LEU:O	47:H8:64:GLY:HA2	2.06	0.55
1:1G:446:G:H1	1:1G:488:C:H42	1.53	0.55
3:22:59:ARG:HG2	3:22:64:VAL:HG23	1.86	0.55
23:2L:6:G:N2	23:2L:69:C:H1'	2.20	0.55
26:14:1022:G:N2	26:14:1142(A):A:H2	2.01	0.55
26:14:1379:A:H1'	26:14:1380:G:OP1	2.06	0.55
40:65:23:ARG:NH2	40:65:84:GLN:HB3	2.20	0.55
48:E5:27:GLU:HG3	48:E5:68:GLU:HA	1.88	0.55
48:E5:64:ASP:OD1	48:E5:64:ASP:N	2.36	0.55
49:F5:91:LYS:HG3	49:F5:92:LYS:N	2.20	0.55
26:1H:6:A:O2'	35:58:129:PRO:HB3	2.06	0.55
26:1H:270(R):G:H2'	26:1H:270(S):G:C8	2.42	0.55
26:1H:2787:C:H1'	30:21:62:PRO:HG3	1.88	0.55
26:1H:2788:C:O2'	26:1H:2809:A:N3	2.39	0.55
35:58:47:ALA:HB2	35:58:112:LEU:CD1	2.35	0.55
50:K8:47:ASN:ND2	50:K8:47:ASN:H	2.04	0.55
1:1G:108:G:H5'	1:1G:109:A:C5'	2.37	0.55
1:1G:681:C:H2'	1:1G:682:G:H8	1.71	0.55
1:1G:1298:C:H4'	1:1G:1299:A:C4	2.42	0.55
3:22:88:ARG:HA	3:22:91:LEU:HD13	1.87	0.55
11:2A:100:ALA:O	11:2A:102:GLY:N	2.39	0.55
26:14:2275:C:H5'	26:14:2275:C:C6	2.41	0.55

*Continued on next page...*

Continued from previous page...

Atom-1	Atom-2	Interatomic distance (Å)	Clash overlap (Å)
40:65:26:LEU:HD22	40:65:87:PHE:CD1	2.41	0.55
45:B5:65:ARG:HB3	45:B5:70:LEU:HB3	1.87	0.55
49:F5:92:LYS:HA	49:F5:95:LEU:HB2	1.89	0.55
1:13:376:G:H5'	16:7I:5:ARG:HB2	1.89	0.55
2:1E:106:LYS:O	2:1E:110:GLN:HG3	2.07	0.55
2:1E:166:ASP:C	2:1E:168:THR:H	2.10	0.55
19:AI:51:VAL:O	19:AI:57:HIS:HA	2.06	0.55
20:BI:67:ALA:HA	20:BI:72:LEU:O	2.07	0.55
26:1H:708:C:H42	26:1H:723:G:H1	1.53	0.55
26:1H:1316:U:H2'	26:1H:1317:A:C8	2.42	0.55
26:1H:1316:U:H2'	26:1H:1317:A:H8	1.71	0.55
26:1H:1535:U:H3'	26:1H:1537:C:C4	2.42	0.55
26:1H:2392:A:C8	37:78:61:ARG:HD2	2.41	0.55
26:1H:2855:C:H2'	26:1H:2856:C:C6	2.41	0.55
31:31:39:TRP:CH2	31:31:106:ARG:HD3	2.40	0.55
42:C8:92:ARG:HD3	42:C8:94:ASN:HB3	1.88	0.55
47:H8:151:HIS:O	47:H8:171:ILE:HG13	2.07	0.55
2:12:16:HIS:CD2	2:12:213:LEU:HD22	2.41	0.55
2:12:71:VAL:HG21	2:12:164:VAL:HA	1.88	0.55
23:2L:63:C:H2'	23:2L:64:G:H8	1.71	0.55
57:3L:3:G:N2	57:3L:70:C:N3	2.44	0.55
26:14:923:C:H2'	26:14:924:C:C6	2.42	0.55
26:14:2250:G:OP1	26:14:2275:C:H2'	2.06	0.55
32:49:91:ARG:C	32:49:91:ARG:HE	2.09	0.55
44:A5:13:SER:HB3	44:A5:16:LYS:HD2	1.88	0.55
1:13:1171:G:H2'	1:13:1172:C:C6	2.39	0.55
1:13:1228:C:OP1	13:4I:115:LYS:HD2	2.07	0.55
18:9I:37:VAL:O	18:9I:41:LYS:HB3	2.05	0.55
18:9I:47:THR:O	18:9I:83:GLU:N	2.26	0.55
26:1H:1401:G:H2'	26:1H:1402:C:C6	2.42	0.55
26:1H:1404:C:O2'	26:1H:1405:U:H5'	2.07	0.55
33:51:8:PRO:HG2	33:51:69:ARG:NH2	2.21	0.55
33:51:125:VAL:HG22	33:51:131:VAL:HB	1.88	0.55
41:B8:51:ARG:HB2	41:B8:98:LYS:CD	2.36	0.55
52:M8:23:GLU:OE1	52:M8:24:THR:N	2.39	0.55
1:1G:138:G:H1	1:1G:225:C:H42	1.53	0.55
1:1G:406:G:H2'	1:1G:407:G:H8	1.70	0.55
2:12:80:ILE:HD13	2:12:212:GLN:HA	1.89	0.55
6:52:35:ALA:HB1	6:52:65:VAL:HG11	1.87	0.55
26:14:70:G:H21	26:14:71:A:H62	1.52	0.55
26:14:2062:A:H2	26:14:2503:A:H62	1.54	0.55

Continued on next page...

*Continued from previous page...*

Atom-1	Atom-2	Interatomic distance (Å)	Clash overlap (Å)
26:14:2250:G:H2'	38:45:82:ARG:HG3	1.88	0.55
32:49:15:VAL:HG22	32:49:175:LEU:HB3	1.88	0.55
46:C5:52:SER:OG	46:C5:52:SER:O	2.21	0.55
1:13:452:A:H2'	1:13:453:A:C8	2.41	0.55
9:8E:10:ARG:HG3	9:8E:75:ASP:HB3	1.88	0.55
26:1H:2679:A:H4'	30:21:165:VAL:HG11	1.88	0.55
36:68:93:PRO:HG3	36:68:114:ILE:HG12	1.89	0.55
41:B8:55:ASN:N	41:B8:59:THR:HG22	2.20	0.55
46:G8:55:TYR:CZ	46:G8:61:ILE:HD11	2.42	0.55
1:1G:1142:G:H3'	1:1G:1143:G:H8	1.72	0.55
26:14:395:U:H2'	26:14:396:G:N7	2.21	0.55
26:14:1887:C:H3'	26:14:1888:G:H5''	1.88	0.55
29:19:31:LYS:HE3	29:19:33:LEU:CB	2.36	0.55
42:85:10:ARG:HG2	42:85:14:HIS:CD2	2.41	0.55
49:F5:19:GLN:HB3	49:F5:35:THR:O	2.06	0.55
1:13:345:C:O2'	1:13:346:G:N3	2.38	0.55
1:13:1118:C:H1'	1:13:1179:A:C4	2.42	0.55
24:3K:59:A:H3'	24:3K:60:U:C6	2.42	0.55
26:1H:259:G:HO2'	26:1H:621:A:HO2'	1.46	0.55
26:1H:779:U:OP1	29:11:49:ILE:HG13	2.06	0.55
26:1H:860:U:C5	26:1H:917:A:C2	2.94	0.55
26:1H:1510:A:O2'	26:1H:1511:A:N7	2.38	0.55
26:1H:2533:A:H2'	26:1H:2534:A:O4'	2.06	0.55
31:31:116:ASP:OD2	37:78:1:MET:HB2	2.06	0.55
32:41:11:TYR:HA	32:41:15:VAL:HB	1.89	0.55
36:68:104:ARG:NH1	41:B8:36:GLU:OE1	2.40	0.55
41:B8:107:ASP:OD2	41:B8:109:GLU:HG3	2.07	0.55
1:1G:363:A:C5	12:3A:31:PRO:HD2	2.42	0.55
17:8A:87:LYS:O	17:8A:91:ARG:HG3	2.07	0.55
26:14:30:G:H2'	26:14:31:C:C6	2.41	0.55
26:14:511:U:C5	26:14:512:G:C5	2.94	0.55
26:14:1729:A:H2'	26:14:1731:G:H22	1.72	0.55
26:14:2795:G:HO2'	26:14:2798:C:H5	1.54	0.55
30:29:29:GLY:H	30:29:51:PHE:HE1	1.54	0.55
35:15:128:HIS:CE1	35:15:130:HIS:HA	2.42	0.55
53:J5:20:ARG:HG2	53:J5:23:HIS:CD2	2.42	0.55
55:M5:14:VAL:CG1	55:M5:22:VAL:HG13	2.35	0.55
1:13:352:C:O2'	1:13:354:G:OP1	2.15	0.55
1:13:1030:C:H2'	1:13:1031:G:H8	1.72	0.55
15:6I:36:ILE:HA	15:6I:59:MET:HE3	1.88	0.55
18:9I:22:VAL:HG12	18:9I:56:THR:HA	1.88	0.55

*Continued on next page...*

*Continued from previous page...*

Atom-1	Atom-2	Interatomic distance (Å)	Clash overlap (Å)
26:1H:1332:G:H21	26:1H:1610:A:H8	1.54	0.55
26:1H:2392:A:H8	37:78:61:ARG:HD2	1.72	0.55
26:1H:2882:A:OP1	39:98:96:ARG:NH1	2.39	0.55
37:78:87:ASP:O	37:78:90:ARG:HD3	2.06	0.55
1:1G:1014:A:H4'	19:AA:14:HIS:CE1	2.42	0.55
1:1G:1368:G:H4'	10:1A:46:ARG:HH22	1.72	0.55
3:22:8:ILE:HG21	14:5A:50:LYS:HD2	1.89	0.55
15:6A:55:GLY:HA2	15:6A:58:MET:HG3	1.88	0.55
26:14:806:C:OP2	37:35:41:ARG:NH2	2.39	0.55
26:14:2364:C:H4'	48:E5:56:ASP:OD2	2.07	0.55
30:29:147:PRO:HB2	30:29:149:ARG:HG2	1.87	0.55
1:13:4:U:O2'	1:13:5:U:OP1	2.21	0.55
1:13:345:C:H4'	1:13:346:G:N7	2.22	0.55
1:13:345:C:N4	36:68:116:SER:O	2.21	0.55
1:13:1298:C:H2'	7:6E:114:ARG:HH21	1.72	0.55
4:3E:18:LYS:HD3	4:3E:31:CYS:SG	2.46	0.55
13:4I:27:LYS:HD3	13:4I:31:LYS:HZ3	1.72	0.55
26:1H:69:C:H2'	26:1H:70:G:H8	1.72	0.55
26:1H:784:A:C5	29:11:229:VAL:HG21	2.42	0.55
26:1H:1479:G:O2'	26:1H:1558:A:H5'	2.07	0.55
26:1H:1783:A:H5'	26:1H:2608:G:H4'	1.89	0.55
26:1H:2849:U:H5'	26:1H:2867:G:N2	2.22	0.55
27:16:11:C:H3'	27:16:12:C:C6	2.41	0.55
33:51:6:ARG:HD2	33:51:54:ARG:NH1	2.18	0.55
37:78:71:VAL:HG13	37:78:72:PRO:HD3	1.89	0.55
1:1G:162:A:O5'	1:1G:162:A:H8	1.90	0.55
3:22:6:HIS:ND1	14:5A:49:HIS:HB3	2.22	0.55
3:22:31:HIS:HA	3:22:34:LEU:HD22	1.88	0.55
56:1L:33:U:HO2'	56:1L:34:U8U:HN1	1.53	0.55
26:14:660:G:H21	37:35:12:ALA:CB	2.15	0.55
26:14:2533:A:OP1	26:14:2665:A:O2'	2.15	0.55
31:39:155:LEU:HD23	31:39:186:ILE:HD13	1.89	0.55
36:25:98:VAL:HG12	36:25:117:LEU:HB3	1.89	0.55
37:35:125:VAL:HG13	37:35:144:GLU:HB3	1.89	0.55
38:45:79:LEU:HD23	38:45:79:LEU:O	2.05	0.55
41:75:18:ASP:OD1	41:75:18:ASP:N	2.40	0.55
46:C5:48:ALA:HB1	46:C5:50:ARG:HD3	1.87	0.55
1:13:475:G:H3'	1:13:476:G:H8	1.71	0.54
2:1E:46:LYS:HA	2:1E:49:GLU:CD	2.28	0.54
24:3K:56:C:H2'	24:3K:57:G:O4'	2.07	0.54
26:1H:11:G:H21	26:1H:2802:G:H4'	1.72	0.54

*Continued on next page...*

*Continued from previous page...*

Atom-1	Atom-2	Interatomic distance (Å)	Clash overlap (Å)
26:1H:76:C:O2'	50:K8:62:THR:HG21	2.06	0.54
26:1H:764:A:H5'	29:11:210:GLY:HA2	1.89	0.54
41:B8:90:GLN:OE1	41:B8:91:ARG:N	2.39	0.54
41:B8:100:TYR:HB3	41:B8:103:ARG:NH1	2.21	0.54
3:22:156:ARG:NH2	3:22:159:GLY:O	2.39	0.54
26:14:1027:A:H2	26:14:2487:G:O2'	1.90	0.54
26:14:1190:G:H2'	26:14:1191:G:H8	1.71	0.54
26:14:1945:G:H2'	26:14:1946:U:C6	2.43	0.54
26:14:2096:U:H3	26:14:2193:G:H1	1.55	0.54
26:14:2342:C:O2'	26:14:2374:C:H5''	2.07	0.54
27:1J:116:G:H5'	40:65:55:ALA:HB1	1.89	0.54
29:19:6:PHE:CE1	29:19:18:VAL:HG23	2.41	0.54
32:49:41:GLN:HG2	32:49:43:LEU:HD21	1.88	0.54
37:35:29:LYS:HD3	37:35:30:THR:HG23	1.88	0.54
46:C5:48:ALA:HB3	46:C5:59:GLY:HA2	1.88	0.54
47:D5:94:GLU:O	47:D5:129:SER:HA	2.07	0.54
1:13:542:G:H5'	4:3E:41:GLY:HA3	1.89	0.54
2:1E:28:PHE:CD2	2:1E:190:THR:HA	2.42	0.54
8:7E:88:LYS:N	8:7E:91:ARG:O	2.36	0.54
26:1H:141:A:H8	26:1H:1595:G:H21	1.54	0.54
26:1H:265:A:C8	26:1H:266:G:H1'	2.41	0.54
26:1H:2590:A:OP2	29:11:237:GLU:HB3	2.06	0.54
29:11:145:VAL:HG12	29:11:146:GLU:O	2.07	0.54
34:61:33:ARG:HB3	34:61:35:LEU:CD1	2.38	0.54
35:58:57:ALA:O	35:58:59:LYS:N	2.40	0.54
37:78:52:GLU:OE1	37:78:57:THR:HA	2.07	0.54
39:98:81:ASP:O	39:98:85:PRO:HG2	2.07	0.54
1:1G:1294:G:H2'	1:1G:1295:G:C8	2.42	0.54
1:1G:1433:A:OP2	1:1G:1467:G:N1	2.38	0.54
4:32:13:ARG:C	4:32:15:GLU:H	2.11	0.54
7:62:106:GLN:O	7:62:110:GLN:HG2	2.07	0.54
26:14:1260:G:H2'	26:14:1261:C:H6	1.72	0.54
26:14:1534:G:O2'	26:14:1537:C:N4	2.39	0.54
26:14:2294:C:P	40:65:89:ARG:HH22	2.29	0.54
31:39:68:LYS:HG3	31:39:69:HIS:CD2	2.42	0.54
33:59:9:ILE:HB	33:59:51:ARG:HA	1.89	0.54
43:95:7:THR:HG23	43:95:22:VAL:HG21	1.88	0.54
1:13:138:G:H1	1:13:225:C:H42	1.56	0.54
1:13:1221:G:O3'	19:AI:77:THR:HG21	2.06	0.54
2:1E:211:ILE:HA	2:1E:214:ILE:HD11	1.89	0.54
3:2E:95:THR:HB	3:2E:97:LYS:H	1.71	0.54

*Continued on next page...*

*Continued from previous page...*

Atom-1	Atom-2	Interatomic distance (Å)	Clash overlap (Å)
22:1K:52:G:H1	22:1K:62:C:H42	1.54	0.54
26:1H:1512:G:H2'	26:1H:1513:C:C6	2.43	0.54
29:11:70:TRP:CD1	29:11:70:TRP:C	2.81	0.54
32:41:47:LYS:HG3	32:41:48:GLU:H	1.71	0.54
35:58:96:GLU:O	35:58:98:VAL:HG12	2.06	0.54
46:G8:97:ARG:NH2	46:G8:103:GLY:O	2.40	0.54
47:H8:28:MET:O	47:H8:35:ARG:N	2.33	0.54
1:1G:972:C:OP2	10:1A:57:LYS:NZ	2.34	0.54
4:32:201:GLN:O	4:32:205:GLU:HB2	2.07	0.54
9:82:48:GLU:HA	9:82:51:ARG:HD3	1.89	0.54
12:3A:84:LEU:HG	12:3A:105:TYR:HE2	1.71	0.54
26:14:459:U:H4'	54:L5:40:TRP:CZ3	2.43	0.54
26:14:751:A:H5'	44:A5:90:ARG:HA	1.89	0.54
26:14:1910:G:H1	26:14:1920:C:H42	1.56	0.54
33:59:54:ARG:HB2	33:59:65:HIS:CD2	2.43	0.54
49:F5:62:VAL:HG21	49:F5:70:VAL:HG21	1.88	0.54
1:13:1044:A:C5	1:13:1045:C:H1'	2.43	0.54
1:13:1126:U:H2'	1:13:1127:G:C8	2.42	0.54
3:2E:16:ARG:HD2	3:2E:54:ARG:NH2	2.19	0.54
20:BI:71:THR:HG22	20:BI:72:LEU:N	2.22	0.54
26:1H:32:C:O2'	26:1H:33:U:H5'	2.08	0.54
26:1H:489:G:N7	44:E8:49:LYS:NZ	2.55	0.54
26:1H:2023:G:H5'	26:1H:2617:C:H4'	1.88	0.54
26:1H:2392:A:H2	26:1H:2424:C:N4	1.98	0.54
26:1H:2552:U:H2'	26:1H:2554:U:OP2	2.07	0.54
26:1H:2635:C:H5''	30:21:78:LEU:HA	1.90	0.54
29:11:12:SER:O	29:11:16:MET:HB2	2.06	0.54
29:11:33:LEU:HG	29:11:34:VAL:HG22	1.88	0.54
29:11:70:TRP:O	29:11:73:VAL:HG23	2.08	0.54
38:88:19:GLY:O	38:88:21:THR:OG1	2.21	0.54
52:M8:14:ILE:HG22	52:M8:24:THR:HG22	1.89	0.54
1:1G:750:G:N3	15:6A:23:GLY:HA3	2.22	0.54
12:3A:27:LEU:HB2	12:3A:33:ARG:HG2	1.88	0.54
26:14:228:A:H2'	26:14:230:U:O4'	2.07	0.54
26:14:897:C:C2	26:14:898:C:H5	2.26	0.54
26:14:993:G:N3	43:95:89:GLN:NE2	2.51	0.54
31:39:129:PHE:HA	31:39:142:TRP:NE1	2.21	0.54
1:13:999:U:O2'	26:14:2137:C:H5'	2.07	0.54
1:13:1157:A:H61	1:13:1178:G:H21	1.56	0.54
2:1E:189:ASP:CG	2:1E:205:ASP:HB3	2.27	0.54
12:3I:93:LEU:O	12:3I:96:VAL:HG13	2.08	0.54

*Continued on next page...*

*Continued from previous page...*

Atom-1	Atom-2	Interatomic distance (Å)	Clash overlap (Å)
21:1F:12:LYS:HB3	21:1F:22:ARG:HD2	1.88	0.54
26:1H:270(W):G:O6	61:1H:3561:HOH:O	2.17	0.54
1:1G:1239:A:H4'	1:1G:1240:U:H5'	1.88	0.54
17:8A:7:THR:HG23	17:8A:58:GLU:HG2	1.90	0.54
57:3L:63:U:H2'	57:3L:64:G:C8	2.41	0.54
26:14:849:A:N1	51:H5:25:ALA:HB2	2.23	0.54
26:14:1826:G:H2'	26:14:1827:C:C6	2.42	0.54
26:14:2469:A:H8	38:45:56:ARG:NH2	2.04	0.54
29:19:10:THR:OG1	29:19:13:ARG:HB2	2.06	0.54
29:19:70:TRP:O	29:19:73:VAL:HG23	2.06	0.54
41:75:55:ASN:H	41:75:59:THR:HG22	1.73	0.54
48:E5:53:MET:HG2	48:E5:59:LEU:HD23	1.89	0.54
1:13:110:C:H2'	1:13:111:G:O4'	2.06	0.54
1:13:451:A:OP1	1:13:481:G:N1	2.38	0.54
4:3E:112:VAL:HG12	4:3E:116:GLN:OE1	2.08	0.54
6:5E:39:LYS:HB2	6:5E:64:GLN:HB2	1.90	0.54
22:1K:7:U:H3	22:1K:66:A:N6	2.02	0.54
26:1H:1018:C:H2'	26:1H:1019:U:H6	1.73	0.54
26:1H:2127:G:H1	26:1H:2161:C:C2'	2.21	0.54
27:16:11:C:H3'	27:16:12:C:H6	1.72	0.54
32:41:76:SER:HB2	32:41:84:LYS:HB2	1.89	0.54
34:61:110:ASP:OD1	34:61:111:PRO:HA	2.07	0.54
34:61:131:LYS:HB3	34:61:132:PRO:HA	1.89	0.54
44:E8:17:VAL:HG13	44:E8:76:VAL:HG11	1.90	0.54
47:H8:4:ARG:HB3	47:H8:58:VAL:CG2	2.37	0.54
1:1G:433:C:H2'	1:1G:434:U:H6	1.71	0.54
1:1G:1219:U:OP1	14:5A:19:ARG:NH1	2.32	0.54
14:5A:45:ARG:O	14:5A:49:HIS:HD2	1.90	0.54
56:1L:68:G:H2'	56:1L:69:A:C8	2.43	0.54
26:14:302:C:H2'	26:14:303:U:H6	1.72	0.54
26:14:994:C:OP1	42:85:53:ARG:NH2	2.41	0.54
26:14:1442:G:H2'	26:14:1443:G:H8	1.71	0.54
26:14:1444(A):A:H2'	26:14:1444(A):A:N3	2.23	0.54
26:14:1581:G:H2'	26:14:1582:C:O4'	2.08	0.54
26:14:2542:A:N3	26:14:2542:A:H5''	2.23	0.54
26:14:2720:U:N3	26:14:2873:A:H2	2.05	0.54
26:14:2816:C:O2	26:14:2883:A:O2'	2.25	0.54
27:1J:42:C:N3	32:49:91:ARG:NH2	2.54	0.54
33:59:8:PRO:HG2	33:59:69:ARG:HE	1.72	0.54
38:45:32:TYR:HE2	38:45:111:GLU:HA	1.71	0.54
39:55:21:TYR:OH	39:55:43:GLU:HG2	2.07	0.54

*Continued on next page...*

*Continued from previous page...*

Atom-1	Atom-2	Interatomic distance (Å)	Clash overlap (Å)
40:65:54:LEU:HD23	40:65:55:ALA:HB2	1.89	0.54
44:A5:20:VAL:HG22	44:A5:47:VAL:HG21	1.90	0.54
9:8E:10:ARG:HE	9:8E:105:ASP:CG	2.10	0.54
20:BI:49:ALA:O	20:BI:52:ALA:N	2.41	0.54
26:1H:426:C:H2'	26:1H:427:U:H6	1.73	0.54
26:1H:455:C:N3	26:1H:473:G:H5'	2.22	0.54
26:1H:671:C:OP1	37:78:42:SER:O	2.26	0.54
26:1H:761:A:OP1	61:1H:3565:HOH:O	2.19	0.54
26:1H:1386:C:H2'	26:1H:1387:C:C6	2.42	0.54
26:1H:2863:C:O2'	26:1H:2864:G:H5'	2.08	0.54
39:98:44:LEU:O	39:98:47:PHE:N	2.38	0.54
46:G8:29:GLU:HB3	46:G8:38:ILE:HG23	1.89	0.54
47:H8:72:ARG:NH2	47:H8:97:GLU:O	2.40	0.54
49:J8:18:ILE:HG12	49:J8:37:ILE:HG12	1.89	0.54
1:1G:1113:C:H2'	1:1G:1114:C:H6	1.72	0.54
4:32:18:LYS:NZ	4:32:26:CYS:O	2.27	0.54
7:62:46:ALA:HA	7:62:49:ILE:HD12	1.89	0.54
26:14:1021:A:H62	26:14:1141:U:H3	1.55	0.54
26:14:1111:A:H4'	33:59:3:ARG:NH1	2.22	0.54
26:14:1728:G:H8	26:14:1732:A:H62	1.56	0.54
26:14:2074:U:H2'	26:14:2075:U:C6	2.42	0.54
27:1J:15:A:H3'	27:1J:16:G:H5'	1.89	0.54
1:13:128:G:H5'	17:8I:2:PRO:O	2.08	0.54
1:13:1307:U:OP1	13:4I:101:GLN:NE2	2.37	0.54
13:4I:25:ILE:HD11	13:4I:66:LEU:HD11	1.88	0.54
13:4I:54:VAL:O	13:4I:58:GLU:HG2	2.08	0.54
13:4I:58:GLU:O	13:4I:62:ASN:ND2	2.35	0.54
17:8I:8:GLY:O	17:8I:21:VAL:HG13	2.08	0.54
19:AI:6:LYS:O	19:AI:7:LYS:HB3	2.06	0.54
26:1H:1279:G:H4'	39:98:31:HIS:CD2	2.42	0.54
26:1H:1510:A:H2'	26:1H:1510:A:N3	2.21	0.54
26:1H:1799:G:O2'	26:1H:1800:C:OP2	2.17	0.54
26:1H:2656:U:N3	26:1H:2665:A:H2	2.04	0.54
28:71:22:ILE:HG13	28:71:190:ARG:HG3	1.89	0.54
29:11:124:PRO:HG2	29:11:129:ASN:ND2	2.23	0.54
1:1G:977:A:HO2'	1:1G:981:U:H3	1.55	0.54
1:1G:1023:G:C5	1:1G:1024:G:H1'	2.43	0.54
14:5A:17:LYS:HD2	14:5A:18:VAL:N	2.23	0.54
26:14:866:A:H5''	26:14:867:C:OP2	2.07	0.54
26:14:1071:G:N2	26:14:1090:U:O5'	2.40	0.54
26:14:1109:C:H2'	26:14:1110:G:C1'	2.37	0.54

*Continued on next page...*



*Continued from previous page...*

Atom-1	Atom-2	Interatomic distance (Å)	Clash overlap (Å)
39:55:72:ASP:HB3	39:55:75:LEU:HB3	1.90	0.54
1:13:69:G:N2	1:13:99:C:O2	2.39	0.54
1:13:313:A:H2'	1:13:314:C:H6	1.73	0.54
1:13:963:G:H21	10:1I:55:LYS:CE	2.20	0.54
1:13:1111:A:N1	3:2E:177:THR:OG1	2.34	0.54
26:1H:2019:A:C6	26:1H:2020:A:N7	2.76	0.54
26:1H:2128:C:H5'	28:71:36:LYS:HG3	1.89	0.54
28:71:59:ARG:HG2	28:71:60:GLY:H	1.72	0.54
33:51:40:GLU:O	33:51:41:MET:HB2	2.07	0.54
37:78:130:PHE:HE1	37:78:146:VAL:HG23	1.73	0.54
46:G8:94:LYS:HA	46:G8:94:LYS:HZ3	1.73	0.54
47:H8:165:VAL:HG22	47:H8:166:SER:HA	1.89	0.54
52:M8:24:THR:OG1	52:M8:25:TYR:N	2.40	0.54
1:1G:247:G:OP2	17:8A:100:LYS:N	2.39	0.54
1:1G:280:C:H3'	1:1G:281:G:H5'	1.90	0.54
2:12:219:VAL:HG23	2:12:222:ILE:HD12	1.90	0.54
3:22:90:GLU:O	3:22:93:LYS:NZ	2.41	0.54
56:1L:49:G:H2'	56:1L:50:C:C6	2.43	0.54
26:14:96:G:H4'	50:G5:48:HIS:CD2	2.43	0.54
26:14:732:C:H3'	61:14:3503:HOH:O	2.08	0.54
26:14:1568:G:OP1	29:19:63:ARG:NH1	2.38	0.54
26:14:2784:C:H2'	26:14:2785:C:C6	2.42	0.54
27:1J:116:G:H5'	40:65:55:ALA:CB	2.38	0.54
30:29:89:ASP:HB3	30:29:91:VAL:N	2.23	0.54
35:15:133:GLN:O	35:15:134:ARG:HG3	2.08	0.54
38:45:10:ARG:HE	38:45:10:ARG:C	2.11	0.54
38:45:35:VAL:HG12	38:45:36:ALA:H	1.72	0.54
38:45:45:GLN:OE1	38:45:45:GLN:N	2.41	0.54
1:13:15:G:OP1	1:13:1396:A:O2'	2.21	0.54
1:13:1299:A:H2'	1:13:1301:U:H1'	1.90	0.54
8:7E:120:THR:H	8:7E:123:GLU:HG3	1.72	0.54
20:BI:10:LEU:HG	20:BI:12:ALA:H	1.73	0.54
26:1H:363:G:H2'	26:1H:363(A):A:H8	1.72	0.54
26:1H:518:G:H2'	26:1H:519:U:C6	2.44	0.54
26:1H:1630:G:H2'	26:1H:1630(A):C:H6	1.72	0.54
29:11:234:GLY:N	61:11:403:HOH:O	2.41	0.54
31:31:27:GLU:CD	31:31:27:GLU:H	2.10	0.54
32:41:41:GLN:HG2	32:41:155:MET:HB3	1.90	0.54
35:58:96:GLU:HG2	35:58:97:ARG:N	2.23	0.54
39:98:12:ARG:HG2	39:98:16:HIS:ND1	2.23	0.54
50:K8:35:LEU:HD23	50:K8:53:LEU:HD12	1.90	0.54

*Continued on next page...*

*Continued from previous page...*

Atom-1	Atom-2	Interatomic distance (Å)	Clash overlap (Å)
1:1G:690:G:H2'	1:1G:691:G:O4'	2.08	0.54
1:1G:834:C:H42	1:1G:852:G:H1	1.56	0.54
4:32:175:SER:HB2	4:32:186:LEU:HD11	1.89	0.54
6:52:45:LEU:HD12	6:52:59:TYR:HD2	1.73	0.54
8:72:56:LYS:HE2	8:72:58:TYR:HE1	1.72	0.54
12:3A:41:ARG:HB3	12:3A:41:ARG:HH11	1.73	0.54
56:1L:2:G:H1	56:1L:71:C:H42	1.56	0.54
26:14:55:G:H2'	26:14:56:A:H8	1.73	0.54
26:14:1329:U:H5''	26:14:1330:C:H5	1.74	0.54
26:14:2656:U:H3	26:14:2665:A:H2	1.56	0.54
26:14:2745:C:H1'	33:59:143:GLN:HG2	1.88	0.54
28:79:15:ASP:H	28:79:20:TYR:HH	1.56	0.54
29:19:182:LEU:H	29:19:272:ALA:HB3	1.73	0.54
36:25:113:LYS:H	36:25:113:LYS:HE2	1.73	0.54
38:45:26:TYR:OH	47:D5:78:LYS:HD3	2.08	0.54
1:13:232:G:H2'	1:13:233:C:H6	1.73	0.53
1:13:390:C:O3'	16:7I:28:ARG:NH2	2.40	0.53
1:13:652:U:O4	1:13:752:G:O2'	2.17	0.53
6:5E:91:VAL:HG12	6:5E:92:LYS:O	2.07	0.53
12:3I:58:VAL:O	12:3I:65:GLU:HA	2.08	0.53
16:7I:50:LYS:HE3	16:7I:51:VAL:H	1.72	0.53
26:1H:942:G:OP2	37:78:39:LYS:HE2	2.09	0.53
26:1H:2257:U:O2'	26:1H:2258:C:H5'	2.07	0.53
26:1H:2263:C:H2'	26:1H:2264:C:H6	1.73	0.53
42:C8:58:ARG:HA	42:C8:61:TRP:CE3	2.43	0.53
1:1G:201:C:H42	1:1G:216:G:H1	1.57	0.53
1:1G:1126:U:N3	1:1G:1281:U:O4'	2.41	0.53
1:1G:1274:G:H2'	1:1G:1275:A:H8	1.73	0.53
1:1G:1281:U:H3'	1:1G:1282:C:C5	2.43	0.53
2:12:218:ALA:O	2:12:219:VAL:HG22	2.07	0.53
26:14:634:C:H2'	26:14:635:C:C6	2.43	0.53
26:14:828:U:H3	26:14:2247:A:H4'	1.72	0.53
26:14:2107:C:N3	26:14:2182:G:N1	2.56	0.53
30:29:97:LYS:HG2	30:29:100:GLU:OE1	2.07	0.53
47:D5:124:ILE:HD11	47:D5:165:VAL:HG21	1.89	0.53
50:G5:43:GLN:OE1	50:G5:43:GLN:N	2.41	0.53
1:13:1127:G:H2'	1:13:1128:C:N1	2.21	0.53
1:13:1188:A:N6	61:13:1813:HOH:O	2.40	0.53
11:2I:48:ILE:HD11	11:2I:64:ALA:HA	1.90	0.53
22:1K:76:A:H8	26:1H:2583:G:N2	2.06	0.53
26:1H:745:G:OP2	30:21:133:LYS:HE2	2.08	0.53

*Continued on next page...*

Continued from previous page...

Atom-1	Atom-2	Interatomic distance (Å)	Clash overlap (Å)
26:1H:1291:C:H2'	26:1H:1292:U:C6	2.42	0.53
26:1H:1386:C:OP2	26:1H:1396:U:H5	1.92	0.53
26:1H:2107:C:O2	26:1H:2182:G:N2	2.39	0.53
44:E8:57:ASN:O	44:E8:61:ASN:HB2	2.07	0.53
47:H8:19:ARG:NH1	47:H8:84:GLU:HB2	2.23	0.53
1:1G:421:U:O4	3:22:127:ARG:NH1	2.41	0.53
1:1G:1277:C:O2'	1:1G:1279:A:H1'	2.08	0.53
26:14:1298:C:H5''	26:14:1299:G:OP2	2.08	0.53
38:45:32:TYR:CD2	38:45:114:ALA:HB3	2.42	0.53
38:45:81:VAL:HG23	38:45:82:ARG:H	1.73	0.53
3:2E:152:ILE:HG12	3:2E:167:TRP:HD1	1.74	0.53
11:2I:50:TYR:CD2	11:2I:54:ARG:HB2	2.43	0.53
17:8I:45:HIS:O	17:8I:73:VAL:HG23	2.08	0.53
17:8I:66:SER:OG	17:8I:69:LYS:HB2	2.09	0.53
26:1H:155:C:N4	26:1H:171:G:H1	2.03	0.53
26:1H:270(K):C:C4	26:1H:270(M):U:H5''	2.43	0.53
26:1H:1508:A:OP2	26:1H:1508:A:H8	1.91	0.53
26:1H:1899:G:H1	26:1H:1902:C:H41	1.57	0.53
26:1H:2712:U:H1'	26:1H:2712(A):A:C8	2.44	0.53
26:1H:2846:G:N7	61:1H:3613:HOH:O	2.32	0.53
43:D8:37:VAL:HG23	43:D8:51:VAL:HG21	1.90	0.53
49:J8:83:GLU:HG3	49:J8:85:LEU:HB2	1.90	0.53
1:1G:666:G:H5'	1:1G:726:C:H1'	1.91	0.53
1:1G:1001:G:H2'	1:1G:1002:G:C8	2.43	0.53
1:1G:1326:C:H2'	1:1G:1327:C:C6	2.43	0.53
26:14:1198:U:H2'	26:14:1199:U:C6	2.44	0.53
26:14:2611:U:C4	53:J5:3:LYS:HG3	2.43	0.53
40:65:107:GLU:H	40:65:110:LEU:HD11	1.72	0.53
46:C5:87:LYS:NZ	46:C5:88:LYS:O	2.34	0.53
9:8E:25:LYS:O	9:8E:60:ASP:HA	2.08	0.53
26:1H:301:G:C4	26:1H:302:C:C5	2.96	0.53
26:1H:1639:U:O2'	26:1H:1640:C:H5''	2.08	0.53
26:1H:2321:G:H5''	26:1H:2322:A:OP2	2.09	0.53
27:16:44:G:H1'	27:16:47:C:H42	1.74	0.53
30:21:134:ILE:O	30:21:137:HIS:HB2	2.09	0.53
37:78:124:LYS:HA	37:78:143:GLY:O	2.08	0.53
38:88:116:GLU:O	38:88:120:ILE:HG12	2.07	0.53
48:I8:14:ARG:NH1	61:I8:201:HOH:O	2.40	0.53
1:1G:546:G:OP1	4:32:73:ARG:NH1	2.41	0.53
6:52:15:ASP:OD1	6:52:16:GLN:N	2.42	0.53
26:14:2164:C:H5	26:14:2165:G:H21	1.56	0.53

Continued on next page...

*Continued from previous page...*

Atom-1	Atom-2	Interatomic distance (Å)	Clash overlap (Å)
26:14:2306:C:H2'	26:14:2307:G:N2	2.23	0.53
26:14:2873:A:C8	39:55:5:LYS:HA	2.44	0.53
29:19:228:PRO:HD3	29:19:234:GLY:O	2.08	0.53
30:29:9:VAL:HG23	30:29:26:ILE:O	2.09	0.53
45:B5:29:TRP:CE3	45:B5:78:LYS:HB3	2.43	0.53
47:D5:40:ASP:OD1	47:D5:42:VAL:N	2.39	0.53
1:13:312:C:H2'	1:13:313:A:H8	1.74	0.53
1:13:445:G:H1	1:13:489:C:H42	1.57	0.53
1:13:538:G:H5''	12:3I:114:LYS:HB2	1.90	0.53
1:13:1417:G:N2	1:13:1482:G:H2'	2.23	0.53
7:6E:45:ASP:O	7:6E:49:ILE:HG13	2.09	0.53
8:7E:20:TYR:HE2	8:7E:75:ARG:HD2	1.73	0.53
22:1K:3:G:N2	22:1K:71:C:H1'	2.24	0.53
26:1H:389:G:N1	37:78:71:VAL:HG12	2.24	0.53
26:1H:2450:A:C2	26:1H:2451:A:C4	2.96	0.53
30:21:105:THR:HG23	30:21:166:THR:OG1	2.08	0.53
35:58:96:GLU:C	35:58:98:VAL:H	2.09	0.53
37:78:121:LYS:HB3	37:78:121:LYS:NZ	2.23	0.53
44:E8:12:ILE:HG13	44:E8:42:ARG:HH11	1.73	0.53
45:F8:57:LEU:HD21	45:F8:78:LYS:HG3	1.89	0.53
1:1G:10:A:H2'	1:1G:11:G:C8	2.44	0.53
1:1G:977:A:H2'	1:1G:978:A:H5'	1.90	0.53
4:32:94:LEU:HD11	4:32:200:GLU:OE1	2.08	0.53
26:14:582:G:H2'	26:14:583:G:C8	2.44	0.53
26:14:1057:A:H8	26:14:1086:A:HO2'	1.57	0.53
26:14:1061:U:H4'	26:14:1071:G:H5'	1.91	0.53
26:14:1532:C:H42	26:14:1539:G:H1	1.56	0.53
26:14:2275:C:O2'	38:45:83:MET:HA	2.09	0.53
26:14:2716:U:H2'	26:14:2717:G:C8	2.44	0.53
30:29:68:ALA:C	30:29:70:ALA:H	2.11	0.53
32:49:14:GLU:O	32:49:17:PRO:HG2	2.09	0.53
38:45:57:HIS:CE1	38:45:116:GLU:HG2	2.44	0.53
38:45:85:LYS:HG2	38:45:86:GLY:H	1.74	0.53
39:55:59:ASP:OD1	39:55:62:ALA:N	2.40	0.53
41:75:3:ARG:HG2	41:75:6:LEU:HB2	1.89	0.53
41:75:27:THR:HB	41:75:89:VAL:HG22	1.90	0.53
47:D5:91:LEU:HD12	47:D5:91:LEU:H	1.73	0.53
1:13:271:C:H2'	1:13:272:C:H6	1.72	0.53
1:13:346:G:N2	1:13:347:G:N3	2.57	0.53
1:13:868:C:H2'	1:13:869:G:O4'	2.08	0.53
1:13:1318:A:H2'	1:13:1319:A:H5''	1.90	0.53

*Continued on next page...*

Continued from previous page...

Atom-1	Atom-2	Interatomic distance (Å)	Clash overlap (Å)
2:1E:215:LEU:HD12	2:1E:218:ALA:HB3	1.89	0.53
4:3E:108:LEU:HD11	4:3E:174:LEU:HD22	1.89	0.53
5:4E:15:ARG:NH1	25:4K:24:A:O3'	2.41	0.53
26:1H:1373:A:OP2	26:1H:1373:A:H8	1.92	0.53
26:1H:1678:G:H8	26:1H:1678:G:O5'	1.92	0.53
26:1H:2098:U:H2'	26:1H:2099:U:O4'	2.09	0.53
26:1H:2286:A:H4'	26:1H:2287:A:O5'	2.09	0.53
26:1H:2393:A:O2'	26:1H:2394:C:H5'	2.09	0.53
26:1H:2751:G:C1'	33:51:3:ARG:HD3	2.38	0.53
1:1G:1322:C:O2	1:1G:1322:C:H2'	2.08	0.53
1:1G:1418:A:H2	26:14:1948:G:N3	2.06	0.53
3:22:147:LYS:HB2	3:22:203:PHE:CD2	2.44	0.53
4:32:31:CYS:HB3	4:32:33:MET:HB2	1.89	0.53
4:32:177:ASP:HB2	4:32:182:LYS:HG3	1.91	0.53
7:62:26:PHE:O	7:62:30:ILE:HG13	2.09	0.53
13:4A:61:GLU:CD	13:4A:61:GLU:H	2.04	0.53
20:BA:50:GLU:HA	20:BA:100:ILE:HG12	1.90	0.53
21:1B:2:GLY:HA2	21:1B:10:ARG:NH1	2.24	0.53
26:14:70:G:H21	26:14:71:A:N6	2.06	0.53
26:14:597:U:H2'	26:14:598:G:H8	1.72	0.53
26:14:1450:C:H2'	26:14:1451:C:C6	2.44	0.53
27:1J:80:U:H2'	27:1J:81:G:N2	2.19	0.53
31:39:63:LYS:HE3	31:39:67:GLN:HB2	1.91	0.53
54:L5:29:LYS:HA	54:L5:32:LYS:HB3	1.91	0.53
1:13:626:U:H5''	16:7I:38:TYR:CD2	2.42	0.53
1:13:680:C:H2'	1:13:681:C:C6	2.43	0.53
1:13:967:C:O5'	1:13:967:C:H6	1.92	0.53
1:13:1292:U:H2'	1:13:1293:G:H8	1.73	0.53
2:1E:192:SER:HG	2:1E:193:ASP:H	1.56	0.53
3:2E:3:ASN:N	3:2E:3:ASN:OD1	2.41	0.53
7:6E:27:ILE:HD12	7:6E:40:ALA:HA	1.91	0.53
8:7E:4:ASP:OD2	8:7E:85:ARG:NH1	2.42	0.53
8:7E:87:SER:CB	8:7E:93:VAL:H	2.21	0.53
12:3I:53:ARG:NH1	12:3I:92:ASP:OD1	2.38	0.53
23:2K:6:G:H1	23:2K:68:C:N4	2.04	0.53
26:1H:323:G:C8	31:31:171:PRO:HG3	2.44	0.53
26:1H:660:G:H21	37:78:12:ALA:CB	2.22	0.53
26:1H:1211:U:H4'	26:1H:1212:G:OP2	2.07	0.53
26:1H:2320:A:H2'	26:1H:2320:A:N3	2.24	0.53
26:1H:2437:U:H2'	26:1H:2438:U:H6	1.73	0.53
26:1H:2712:U:H2'	26:1H:2714:G:H5''	1.90	0.53

Continued on next page...

*Continued from previous page...*

Atom-1	Atom-2	Interatomic distance (Å)	Clash overlap (Å)
29:11:30:GLU:CD	29:11:63:ARG:HE	2.12	0.53
32:41:67:LYS:H	32:41:67:LYS:HE2	1.74	0.53
34:61:25:TYR:O	34:61:29:TYR:N	2.38	0.53
2:12:189:ASP:HB3	2:12:203:GLY:O	2.09	0.53
2:12:219:VAL:HG23	2:12:221:LEU:H	1.72	0.53
4:32:126:ILE:HG22	4:32:127:THR:H	1.73	0.53
13:4A:49:THR:HG22	13:4A:51:ALA:H	1.73	0.53
16:7A:40:ASP:HB3	16:7A:48:TRP:CB	2.37	0.53
26:14:997:G:H2'	26:14:998:C:H6	1.74	0.53
26:14:1285:G:N2	26:14:1329:U:OP1	2.37	0.53
49:F5:45:ASN:O	49:F5:63:ALA:HA	2.08	0.53
1:13:130:A:O2'	1:13:131:C:O5'	2.26	0.53
26:1H:460:A:H5''	26:1H:461:C:OP2	2.09	0.53
26:1H:1278:A:OP1	39:98:36:THR:HG22	2.09	0.53
28:71:10:LEU:HD23	28:71:32:LEU:O	2.09	0.53
28:71:68:LEU:O	28:71:177:LYS:N	2.41	0.53
32:41:16:ARG:O	32:41:20:ILE:HG13	2.09	0.53
32:41:165:THR:OG1	32:41:168:GLU:HG3	2.09	0.53
40:A8:49:VAL:HG21	40:A8:77:ALA:HA	1.91	0.53
52:M8:37:SER:OG	52:M8:42:PHE:HB3	2.09	0.53
1:1G:198:G:OP2	1:1G:198:G:H8	1.91	0.53
1:1G:1067:A:H4'	1:1G:1068:G:O5'	2.09	0.53
2:12:40:HIS:HD2	2:12:190:THR:HG21	1.74	0.53
56:1L:11:C:H2'	56:1L:12:U:H6	1.73	0.53
26:14:1784:A:OP1	61:14:3539:HOH:O	2.19	0.53
26:14:1794:U:H2'	26:14:1795:C:H6	1.74	0.53
26:14:2016:U:H1'	53:J5:6:VAL:HG13	1.90	0.53
26:14:2494:G:H2'	26:14:2495:G:H8	1.72	0.53
26:14:2553:G:H2'	26:14:2554:U:O4'	2.08	0.53
34:69:132:PRO:HG2	34:69:134:PRO:HD2	1.89	0.53
35:15:58:ASP:OD1	35:15:58:ASP:N	2.35	0.53
41:75:64:ARG:HB2	41:75:73:GLU:HG2	1.91	0.53
50:G5:50:ILE:HD12	50:G5:51:ARG:N	2.16	0.53
1:13:748:C:H6	1:13:748:C:O5'	1.92	0.53
24:3K:5:C:O2	24:3K:68:G:N2	2.41	0.53
26:1H:637:A:H2'	37:78:117:GLU:OE1	2.09	0.53
26:1H:639:U:O2'	26:1H:640:C:H5'	2.08	0.53
26:1H:2105:C:H2'	26:1H:2106:G:C8	2.41	0.53
31:31:197:ASP:O	31:31:199:TRP:N	2.41	0.53
37:78:11:GLY:O	37:78:12:ALA:HB3	2.09	0.53
1:1G:446:G:H2'	1:1G:447:G:O4'	2.09	0.53

*Continued on next page...*

*Continued from previous page...*

Atom-1	Atom-2	Interatomic distance (Å)	Clash overlap (Å)
1:1G:1129:C:C4	1:1G:1139:G:N1	2.77	0.53
26:14:234:C:H2'	26:14:235:U:H6	1.73	0.53
26:14:320:A:H4'	26:14:322:A:C8	2.44	0.53
26:14:872:A:OP1	38:45:5:ARG:NH2	2.40	0.53
26:14:2064:C:H2'	26:14:2065:C:H6	1.74	0.53
29:19:80:ALA:HB3	29:19:94:LEU:HB3	1.91	0.53
29:19:121:PRO:HB3	29:19:135:PHE:CE2	2.44	0.53
30:29:11:MET:HA	30:29:24:THR:HA	1.91	0.53
32:49:72:ARG:HB3	32:49:85:GLY:HA2	1.91	0.53
39:55:32:GLY:HA2	39:55:116:LEU:HD12	1.91	0.53
5:4E:65:ASN:OD1	5:4E:140:ARG:NH2	2.27	0.53
17:8I:66:SER:O	17:8I:70:ARG:NH1	2.42	0.53
26:1H:118:A:OP2	26:1H:119:A:H2'	2.09	0.53
26:1H:543:C:H42	26:1H:550:G:H1	1.56	0.53
26:1H:587:C:OP2	37:78:21:ARG:NH2	2.41	0.53
32:41:107:LEU:HD11	32:41:178:PHE:CE1	2.44	0.53
54:P8:10:ARG:HG2	54:P8:14:LYS:HD3	1.90	0.53
1:1G:355:C:O2'	1:1G:388:G:N3	2.31	0.53
1:1G:946:A:O2'	1:1G:1333:A:N3	2.35	0.53
1:1G:1442:G:C6	1:1G:1446:A:N6	2.77	0.53
10:1A:26:ALA:HB1	10:1A:84:GLN:HB3	1.91	0.53
56:1L:68:G:H2'	56:1L:69:A:N7	2.24	0.53
26:14:1019:U:H2'	26:14:1020:A:H8	1.74	0.53
26:14:1666:G:O6	61:14:3537:HOH:O	2.17	0.53
26:14:2867:G:N7	41:75:23:ARG:NH1	2.57	0.53
39:55:29:LEU:HB3	39:55:75:LEU:HD21	1.91	0.53
1:13:664:G:N2	1:13:741:G:H1	2.04	0.52
1:13:1164:G:C6	1:13:1165:C:C4	2.96	0.52
1:13:1374:A:O2'	7:6E:28:ASN:HB3	2.09	0.52
2:1E:215:LEU:O	2:1E:219:VAL:HG23	2.09	0.52
7:6E:16:LEU:HD22	9:8E:44:VAL:HG22	1.90	0.52
19:AI:20:LEU:HD23	19:AI:23:ASN:HD22	1.74	0.52
26:1H:49:A:N7	26:1H:120:U:C5	2.67	0.52
26:1H:674:G:H1'	31:31:74:ARG:HD3	1.89	0.52
26:1H:1339:G:N2	26:1H:1603:A:H1'	2.24	0.52
26:1H:1653:G:H8	26:1H:1653:G:O5'	1.92	0.52
26:1H:2065:C:H2'	26:1H:2066:C:C6	2.44	0.52
26:1H:2233:U:H2'	26:1H:2234:G:C8	2.44	0.52
26:1H:2473:U:H2'	26:1H:2474:C:H5'	1.90	0.52
31:31:129:PHE:HA	31:31:142:TRP:NE1	2.24	0.52
40:A8:36:TYR:N	40:A8:36:TYR:CD1	2.77	0.52

*Continued on next page...*

*Continued from previous page...*

Atom-1	Atom-2	Interatomic distance (Å)	Clash overlap (Å)
55:Q8:54:GLU:O	55:Q8:58:ILE:HG13	2.08	0.52
1:1G:309:G:O2'	1:1G:607:A:N1	2.39	0.52
1:1G:445:G:H1	1:1G:489:C:H42	1.56	0.52
2:12:93:VAL:HG22	2:12:152:PHE:HB2	1.90	0.52
6:52:7:ASN:HD21	18:9A:34:TYR:HE1	1.57	0.52
26:14:996:A:N6	26:14:1160:G:C6	2.77	0.52
26:14:1181:C:H2'	26:14:1182:A:C8	2.45	0.52
26:14:2652:C:H42	26:14:2668:G:H1	1.57	0.52
26:14:2820:A:C6	39:55:4:LEU:HD11	2.43	0.52
27:1J:93:C:H2'	27:1J:94:C:H6	1.72	0.52
29:19:166:GLN:HB3	29:19:174:ILE:HG22	1.90	0.52
47:D5:11:GLU:CD	47:D5:12:GLY:H	2.13	0.52
5:4E:147:ASP:OD1	5:4E:147:ASP:N	2.31	0.52
26:1H:248:G:H5'	26:1H:250:G:N7	2.23	0.52
26:1H:298:G:H5''	26:1H:299:A:OP1	2.09	0.52
26:1H:1486:A:H2'	26:1H:1487:G:H8	1.74	0.52
26:1H:2749:A:OP1	33:51:4:ILE:HG22	2.10	0.52
28:71:49:ILE:HD13	28:71:204:ALA:HB2	1.90	0.52
29:11:35:LYS:HA	29:11:64:ILE:HG22	1.91	0.52
34:61:98:ALA:HB2	34:61:111:PRO:HB3	1.91	0.52
48:I8:83:PRO:O	48:I8:84:LEU:HB2	2.10	0.52
49:J8:3:LYS:O	49:J8:12:PRO:HD3	2.09	0.52
1:1G:78:G:H1	1:1G:91:C:H42	1.57	0.52
1:1G:193:C:H2'	1:1G:194:C:H6	1.75	0.52
2:12:50:GLU:HB2	2:12:199:TYR:HB3	1.91	0.52
3:22:112:SER:HB3	3:22:115:LEU:HB2	1.90	0.52
4:32:24:GLU:HG2	4:32:25:ARG:H	1.74	0.52
11:2A:57:THR:HG22	11:2A:58:PRO:HD2	1.90	0.52
14:5A:9:LYS:HA	14:5A:12:ARG:HD3	1.92	0.52
26:14:320:A:OP1	31:39:135:LYS:NZ	2.43	0.52
26:14:662:G:H5''	37:35:17:LYS:HG2	1.91	0.52
26:14:2147:G:H2'	26:14:2148:G:O4'	2.10	0.52
29:19:146:GLU:HB2	29:19:189:CYS:HB3	1.90	0.52
33:59:146:ALA:O	33:59:149:ARG:HG2	2.09	0.52
34:69:14:ASP:O	34:69:17:GLN:HB2	2.10	0.52
39:55:26:LYS:HE2	39:55:70:LEU:O	2.09	0.52
46:C5:52:SER:HA	46:C5:55:TYR:O	2.08	0.52
3:2E:16:ARG:HB2	3:2E:16:ARG:NH1	2.23	0.52
9:8E:53:VAL:HG13	9:8E:92:TYR:CZ	2.45	0.52
24:3K:72:C:C3'	24:3K:73:A:H5''	2.39	0.52
26:1H:141(A):C:H2'	26:1H:142:G:O4'	2.10	0.52

*Continued on next page...*



*Continued from previous page...*

Atom-1	Atom-2	Interatomic distance (Å)	Clash overlap (Å)
26:1H:527:C:OP2	26:1H:2779:U:H5	1.92	0.52
26:1H:1140:C:OP1	35:58:23:LEU:HB3	2.09	0.52
26:1H:1535:U:OP2	26:1H:1538:G:N2	2.42	0.52
26:1H:1683:C:H42	26:1H:1705:G:H1	1.58	0.52
26:1H:2862:G:H2'	26:1H:2863:C:H6	1.74	0.52
28:71:192:PHE:CE2	28:71:196:LEU:HD13	2.45	0.52
35:58:128:HIS:ND1	35:58:129:PRO:O	2.34	0.52
40:A8:106:ARG:HH21	40:A8:107:GLU:HB2	1.73	0.52
1:1G:963:G:H21	10:1A:55:LYS:HE3	1.74	0.52
2:12:155:LEU:HD22	2:12:159:PRO:HD3	1.91	0.52
4:32:108:LEU:HD21	4:32:183:GLY:HA3	1.92	0.52
6:52:33:TYR:OH	6:52:78:GLU:HG3	2.08	0.52
20:BA:64:ASP:OD1	20:BA:64:ASP:N	2.42	0.52
26:14:1936:A:C8	26:14:1940:U:O2	2.62	0.52
26:14:2577:A:O4'	53:J5:3:LYS:HB2	2.08	0.52
27:1J:31:C:C2'	27:1J:32:C:H5'	2.40	0.52
31:39:57:VAL:HG11	31:39:79:GLY:HA3	1.91	0.52
42:85:8:VAL:O	42:85:12:ARG:HG2	2.09	0.52
43:95:85:LYS:HE3	43:95:88:ARG:H	1.73	0.52
48:E5:47:PRO:HA	48:E5:51:VAL:HG12	1.91	0.52
1:13:266:G:H5''	1:13:267:C:C5	2.44	0.52
1:13:963:G:H21	10:1I:55:LYS:HE2	1.74	0.52
1:13:1014:A:H2	1:13:1219:U:H1'	1.73	0.52
10:1I:26:ALA:C	10:1I:84:GLN:HE21	2.13	0.52
11:2I:34:ASP:HB3	11:2I:40:ILE:HD11	1.91	0.52
13:4I:80:ARG:NH1	19:AI:65:ASN:O	2.43	0.52
17:8I:29:HIS:CD2	17:8I:30:PRO:HD2	2.43	0.52
19:AI:58:VAL:HG11	19:AI:75:ALA:HB1	1.90	0.52
26:1H:363(B):G:H2'	26:1H:363(C):G:H8	1.74	0.52
26:1H:1778:U:H2'	26:1H:1784:A:H62	1.72	0.52
33:51:86:GLU:HG3	33:51:87:LEU:N	2.25	0.52
36:68:73:ASP:OD1	41:B8:32:TYR:OH	2.22	0.52
53:N8:40:LYS:HG2	53:N8:46:CYS:HA	1.91	0.52
6:52:27:GLN:O	6:52:31:GLU:HG3	2.10	0.52
18:9A:70:ILE:O	18:9A:74:ARG:HD2	2.10	0.52
26:14:1264:G:OP1	53:J5:19:ARG:NH2	2.41	0.52
26:14:2849:U:H4'	26:14:2868:A:C2	2.44	0.52
30:29:73:GLU:O	30:29:73:GLU:HG2	2.09	0.52
38:45:25:ASP:HA	38:45:67:ARG:NH1	2.24	0.52
1:13:682:G:H2'	1:13:683:G:H8	1.75	0.52
1:13:1145:C:H5''	1:13:1146:A:OP1	2.08	0.52

*Continued on next page...*

*Continued from previous page...*

Atom-1	Atom-2	Interatomic distance (Å)	Clash overlap (Å)
7:6E:120:ILE:O	7:6E:124:LEU:HB2	2.10	0.52
13:4I:23:TYR:HD2	13:4I:67:GLU:HA	1.74	0.52
17:8I:83:ASP:OD1	17:8I:83:ASP:N	2.41	0.52
22:1K:41:A:H2'	22:1K:42:A:H8	1.75	0.52
24:3K:39:U:H2'	24:3K:40:C:H5''	1.92	0.52
26:1H:376:C:OP2	61:1H:3566:HOH:O	2.19	0.52
26:1H:536:A:H2'	26:1H:537:C:C6	2.45	0.52
26:1H:1607:C:H1'	61:1H:3539:HOH:O	2.07	0.52
26:1H:1727:U:H2'	26:1H:1728:G:O4'	2.10	0.52
26:1H:2756:U:H4'	26:1H:2757:A:OP1	2.10	0.52
34:6I:48:GLU:HA	34:6I:51:ILE:HB	1.91	0.52
47:H8:6:LYS:HE3	47:H8:8:TYR:HE1	1.74	0.52
1:1G:503:C:OP2	12:3A:116:SER:HB3	2.10	0.52
1:1G:1112:C:C4	3:22:178:LEU:HD12	2.44	0.52
1:1G:1200:C:H5'	1:1G:1201:A:H5'	1.92	0.52
4:32:63:LYS:O	4:32:67:ILE:HG13	2.10	0.52
16:7A:72:ARG:HD2	16:7A:73:LEU:HD23	1.91	0.52
26:14:2210:G:H3'	26:14:2211:G:C5	2.43	0.52
27:1J:40:U:O2	27:1J:43:C:H5''	2.08	0.52
38:45:25:ASP:HB3	38:45:102:VAL:N	2.17	0.52
40:65:13:ARG:HG2	40:65:14:VAL:N	2.24	0.52
40:65:88:ASP:O	40:65:89:ARG:HB3	2.09	0.52
43:95:22:VAL:O	43:95:92:THR:N	2.34	0.52
54:L5:35:ARG:HG3	54:L5:42:LEU:HD11	1.91	0.52
1:13:898:G:HO2'	1:13:900:A:H62	1.56	0.52
1:13:1034:G:H2'	1:13:1034:G:N3	2.25	0.52
4:3E:62:GLN:O	4:3E:66:ARG:HB2	2.10	0.52
26:1H:773:U:H5'	29:11:47:GLY:HA3	1.91	0.52
26:1H:2314:C:H2'	26:1H:2315:G:H8	1.74	0.52
29:11:35:LYS:HB2	29:11:63:ARG:HA	1.91	0.52
30:21:55:ASN:OD1	30:21:58:ARG:HD2	2.09	0.52
31:31:23:ASP:N	31:31:23:ASP:OD1	2.43	0.52
1:1G:546:G:P	4:32:72:GLU:HB3	2.49	0.52
1:1G:1213:A:N6	1:1G:1215:G:N3	2.57	0.52
5:42:81:GLU:HB3	5:42:90:VAL:HG22	1.92	0.52
19:AA:66:MET:N	19:AA:67:VAL:HB	2.24	0.52
57:3L:27:G:H1	57:3L:44:U:H3	1.56	0.52
26:14:832:G:H5'	37:35:45:LEU:CD1	2.40	0.52
26:14:1594:G:H2'	26:14:1595:G:C8	2.44	0.52
26:14:2068:U:N3	26:14:2430:A:C2	2.72	0.52
26:14:2082:A:H2'	26:14:2083:G:O4'	2.09	0.52

*Continued on next page...*

*Continued from previous page...*

Atom-1	Atom-2	Interatomic distance (Å)	Clash overlap (Å)
26:14:2485:G:H5''	38:45:46:GLN:HE21	1.74	0.52
44:A5:58:ALA:HB1	44:A5:64:MET:HB2	1.89	0.52
1:13:150:C:H2'	1:13:151:A:H8	1.75	0.52
5:4E:71:LEU:HD13	5:4E:114:GLY:HA3	1.92	0.52
8:7E:85:ARG:HD3	8:7E:86:ILE:O	2.10	0.52
11:2I:124:LYS:HD2	11:2I:125:PHE:CE1	2.42	0.52
26:1H:848:G:H2'	26:1H:849:A:C8	2.45	0.52
26:1H:1021:A:H2'	26:1H:1023:U:H5'	1.90	0.52
26:1H:1108:U:C2	26:1H:1109:C:H5	2.28	0.52
26:1H:1945:G:H2'	26:1H:1946:U:C6	2.45	0.52
26:1H:2171:A:H2'	26:1H:2172:U:H6	1.75	0.52
26:1H:2437:U:H2'	26:1H:2438:U:C6	2.44	0.52
26:1H:2729:G:H2'	26:1H:2730:C:C6	2.45	0.52
27:16:90:C:H5'	38:88:18:LYS:HA	1.92	0.52
28:71:10:LEU:HD21	28:71:34:THR:OG1	2.08	0.52
39:98:2:ARG:O	39:98:5:LYS:HB2	2.09	0.52
45:F8:88:LYS:HD2	45:F8:90:GLU:HG2	1.92	0.52
47:H8:77:ASP:OD2	47:H8:80:ARG:HD2	2.10	0.52
50:K8:59:ARG:O	50:K8:62:THR:HG23	2.09	0.52
1:1G:690:G:H22	11:2A:55:LYS:HE2	1.75	0.52
1:1G:922:G:N3	1:1G:1398:A:H2	2.08	0.52
1:1G:1325:C:H2'	1:1G:1326:C:C6	2.45	0.52
2:12:77:ALA:O	2:12:81:VAL:HG23	2.10	0.52
2:12:222:ILE:HD12	2:12:222:ILE:H	1.75	0.52
3:22:11:ARG:CZ	3:22:182:ILE:HD11	2.40	0.52
25:4L:13:A:C2	25:4L:14:A:H1'	2.44	0.52
26:14:270(E):G:H2'	26:14:270(F):U:C6	2.45	0.52
26:14:394:A:H5''	26:14:395:U:OP2	2.09	0.52
26:14:1384:A:N3	26:14:1405:U:H1'	2.24	0.52
26:14:1568:G:P	29:19:63:ARG:HH12	2.32	0.52
37:35:27:HIS:HB3	37:35:32:THR:HG23	1.91	0.52
45:B5:63:LYS:HE3	45:B5:63:LYS:N	2.24	0.52
48:E5:32:ARG:HG2	48:E5:33:ALA:H	1.74	0.52
1:13:127:G:H4'	17:8I:2:PRO:HD2	1.91	0.52
7:6E:65:ALA:HB2	7:6E:128:ALA:HB2	1.92	0.52
12:3I:54:LYS:HD2	12:3I:54:LYS:N	2.24	0.52
24:3K:18:G:N3	24:3K:58:A:N6	2.58	0.52
26:1H:1047:G:H21	26:1H:1110:G:H2'	1.73	0.52
26:1H:2336:A:H61	48:I8:43:THR:CG2	2.23	0.52
29:11:145:VAL:HB	29:11:155:LEU:HB2	1.92	0.52
30:21:38:THR:HG23	30:21:40:GLU:HG2	1.91	0.52

*Continued on next page...*

*Continued from previous page...*

Atom-1	Atom-2	Interatomic distance (Å)	Clash overlap (Å)
34:61:117:GLU:OE1	34:61:117:GLU:N	2.41	0.52
42:C8:14:HIS:O	42:C8:18:LEU:HD12	2.09	0.52
45:F8:25:LYS:HA	45:F8:81:VAL:O	2.10	0.52
47:H8:108:PRO:HB3	47:H8:111:VAL:HG22	1.90	0.52
1:1G:509:A:H5'	4:32:54:TYR:HD2	1.74	0.52
1:1G:777:A:C2	11:2A:119:CYS:HB3	2.44	0.52
1:1G:938:A:N3	1:1G:1376:U:O2'	2.33	0.52
2:12:171:ALA:HA	2:12:174:VAL:HG23	1.90	0.52
5:42:99:GLY:O	5:42:117:ASP:HA	2.10	0.52
17:8A:66:SER:OG	17:8A:67:LYS:O	2.28	0.52
23:2L:17:C:H3'	23:2L:18:U:H2'	1.92	0.52
26:14:330:A:H2	26:14:1210:A:O2'	1.93	0.52
26:14:662:G:H5'	37:35:15:ARG:HA	1.90	0.52
26:14:848:G:H2'	26:14:849:A:H8	1.71	0.52
26:14:1449(A):G:C2	26:14:1450:C:C2	2.97	0.52
26:14:2110:G:O2'	26:14:2120:G:H5'	2.10	0.52
26:14:2159:G:N2	26:14:2160:G:H1'	2.24	0.52
26:14:2417:C:H2'	26:14:2418:A:H8	1.75	0.52
26:14:2600:A:H2'	26:14:2601:C:C6	2.45	0.52
26:14:2877:G:OP1	41:75:2:ASN:ND2	2.42	0.52
27:1J:15:A:OP2	27:1J:69:G:N2	2.36	0.52
27:1J:15:A:H5'	27:1J:16:G:H8	1.75	0.52
32:49:36:LYS:HD3	32:49:160:VAL:HG21	1.92	0.52
53:J5:45:VAL:HG22	53:J5:51:TYR:CD1	2.45	0.52
2:1E:8:LYS:HG2	2:1E:9:GLU:N	2.24	0.52
5:4E:142:LEU:O	5:4E:143:ARG:NH1	2.36	0.52
7:6E:86:GLN:HE22	24:3K:31:A:H2	1.57	0.52
19:AI:51:VAL:HG12	19:AI:52:TYR:H	1.75	0.52
23:2K:17:C:OP2	23:2K:18:U:O2'	2.26	0.52
26:1H:860:U:H5	26:1H:917:A:N1	2.07	0.52
26:1H:2209:C:O2	26:1H:2216:G:C2	2.63	0.52
26:1H:2444:G:OP1	31:31:67:GLN:NE2	2.43	0.52
26:1H:2688:U:H5	26:1H:2720:U:OP2	1.92	0.52
45:F8:89:ILE:HG22	45:F8:92:LEU:H	1.74	0.52
1:1G:73:G:H1	1:1G:97:U:H3	1.57	0.52
1:1G:376:G:H1	1:1G:387:U:H3	1.58	0.52
1:1G:1246:C:H2'	1:1G:1247:U:O4'	2.10	0.52
9:82:60:ASP:N	9:82:60:ASP:OD1	2.42	0.52
19:AA:53:ASN:ND2	19:AA:56:GLN:O	2.43	0.52
26:14:38:A:H1'	31:39:48:THR:HB	1.90	0.52
26:14:1368:G:OP1	54:L5:28:ARG:NH2	2.38	0.52

*Continued on next page...*

*Continued from previous page...*

Atom-1	Atom-2	Interatomic distance (Å)	Clash overlap (Å)
43:95:71:LEU:H	43:95:86:GLY:HA2	1.72	0.52
43:95:85:LYS:HG3	43:95:87:HIS:H	1.73	0.52
45:B5:36:LYS:HG2	45:B5:54:VAL:HB	1.92	0.52
1:13:266:G:N2	1:13:269:C:C5	2.79	0.52
1:13:417:C:H2'	1:13:418:C:C6	2.45	0.52
1:13:619:U:H3	4:3E:134:ASP:HB2	1.75	0.52
1:13:1002:G:O6	1:13:1038:C:N4	2.35	0.52
2:1E:55:PHE:HD1	2:1E:58:ILE:HD12	1.75	0.52
3:2E:150:LYS:HG3	3:2E:169:ALA:HB2	1.92	0.52
6:5E:97:PHE:HD2	18:9I:31:LEU:HD11	1.74	0.52
13:4I:3:ARG:HB3	13:4I:9:ILE:HG12	1.91	0.52
26:1H:1127:A:O2'	26:1H:2518:A:OP1	2.17	0.52
26:1H:1468:C:H2'	26:1H:1469:A:C8	2.45	0.52
27:16:100:G:OP2	61:16:305:HOH:O	2.19	0.52
29:11:126:GLN:HG2	29:11:127:VAL:N	2.24	0.52
31:31:134:GLY:HA2	31:31:166:ALA:HB2	1.91	0.52
47:H8:15:PRO:HB2	47:H8:19:ARG:HH21	1.73	0.52
49:J8:14:VAL:HG22	49:J8:41:ARG:HD2	1.90	0.52
53:N8:46:CYS:HB2	53:N8:48:GLU:O	2.10	0.52
1:1G:1262:C:N4	1:1G:1273:G:H1	2.05	0.52
11:2A:87:THR:O	11:2A:87:THR:OG1	2.23	0.52
26:14:278:A:OP2	26:14:278:A:H2'	2.10	0.52
26:14:863:A:H2'	26:14:864:G:H8	1.75	0.52
26:14:1247:A:O2'	26:14:1248:G:H5''	2.10	0.52
26:14:2250:G:N2	38:45:82:ARG:HB3	2.25	0.52
33:59:6:ARG:HB2	33:59:65:HIS:ND1	2.25	0.52
1:13:474:G:H5''	16:7I:81:ARG:NE	2.25	0.51
4:3E:90:GLY:HA3	4:3E:204:ILE:HD11	1.91	0.51
13:4I:15:VAL:O	13:4I:19:LEU:HD23	2.09	0.51
26:1H:2588:G:P	61:1H:3596:HOH:O	2.68	0.51
29:11:3:VAL:HG12	29:11:17:THR:HG23	1.92	0.51
32:41:98:ARG:HE	52:M8:1:MET:HE1	1.75	0.51
33:51:38:SER:OG	33:51:40:GLU:OE2	2.27	0.51
40:A8:87:PHE:CE2	40:A8:102:ALA:HB2	2.45	0.51
47:H8:15:PRO:O	47:H8:19:ARG:HB2	2.09	0.51
48:I8:31:VAL:HG11	48:I8:37:LEU:HD21	1.91	0.51
1:1G:176:C:OP1	20:BA:29:LYS:NZ	2.42	0.51
1:1G:660:G:N7	61:1G:1712:HOH:O	2.34	0.51
1:1G:1238:A:N3	1:1G:1241:G:O2'	2.32	0.51
1:1G:1452:C:H4'	1:1G:1453:G:H5'	1.92	0.51
26:14:654(C):G:N2	26:14:654(R):C:O2'	2.37	0.51

*Continued on next page...*

*Continued from previous page...*

Atom-1	Atom-2	Interatomic distance (Å)	Clash overlap (Å)
26:14:813:U:H2'	26:14:814:C:C6	2.44	0.51
26:14:1050:A:C2	26:14:2751:G:H2'	2.45	0.51
26:14:2076:U:H5	26:14:2596:U:O2	1.93	0.51
26:14:2126:A:N6	26:14:2163:C:O2	2.42	0.51
26:14:2210:G:OP1	29:19:68:LYS:NZ	2.43	0.51
26:14:2392:A:C8	37:35:61:ARG:HD2	2.45	0.51
26:14:2439:A:O2'	26:14:2440:C:OP2	2.26	0.51
26:14:2657:A:O3'	33:59:160:LYS:NZ	2.43	0.51
34:69:79:ILE:HG13	34:69:140:LEU:HD11	1.91	0.51
44:A5:86:LEU:HD12	44:A5:87:PRO:HD2	1.91	0.51
46:C5:43:ASN:HB2	46:C5:62:GLU:O	2.10	0.51
1:13:234:C:H2'	1:13:235:C:H6	1.75	0.51
1:13:491:G:H2'	1:13:492:G:H8	1.74	0.51
1:13:1028(B):C:H1'	1:13:1032:A:H62	1.75	0.51
1:13:1194:U:H2'	1:13:1195:C:C6	2.45	0.51
5:4E:41:VAL:HG22	5:4E:113:ALA:HB2	1.92	0.51
5:4E:63:ARG:HB2	5:4E:64:ARG:HH12	1.75	0.51
7:6E:23:VAL:O	7:6E:27:ILE:HG12	2.10	0.51
9:8E:112:LYS:CA	9:8E:119:ALA:HB2	2.39	0.51
14:5I:4:LYS:HA	14:5I:7:ILE:HD11	1.92	0.51
26:1H:530:G:C5	26:1H:2022:U:H5''	2.45	0.51
26:1H:547:A:HO2'	26:1H:548:A:H8	1.56	0.51
31:31:164:ARG:HG2	31:31:164:ARG:HH11	1.74	0.51
34:61:128:LEU:HB2	34:61:138:ILE:HG22	1.93	0.51
40:A8:74:ALA:HB1	40:A8:108:GLY:HA3	1.92	0.51
43:D8:15:GLU:HG3	43:D8:16:PRO:HD2	1.92	0.51
45:F8:36:LYS:HG2	45:F8:54:VAL:HB	1.91	0.51
48:I8:38:VAL:HG12	48:I8:40:GLN:HG2	1.91	0.51
48:I8:68:GLU:HG3	48:I8:80:HIS:HB2	1.90	0.51
52:M8:40:HIS:ND1	52:M8:43:TYR:O	2.43	0.51
1:1G:50:A:N1	1:1G:360:A:O2'	2.34	0.51
1:1G:474:G:H2'	1:1G:475:G:C8	2.45	0.51
1:1G:600:C:H2'	1:1G:601:C:H6	1.74	0.51
1:1G:828:A:H2'	1:1G:829:G:O4'	2.09	0.51
1:1G:980:C:H5''	1:1G:981:U:C5	2.45	0.51
17:8A:10:VAL:HG21	17:8A:52:LYS:O	2.09	0.51
26:14:960:A:C8	26:14:962:G:C8	2.99	0.51
26:14:1204:A:O2'	26:14:1205:U:OP2	2.28	0.51
26:14:1266:G:O5'	44:A5:15:ARG:NH2	2.43	0.51
26:14:2156:G:H2'	26:14:2157:G:H5'	1.91	0.51
26:14:2413:G:H21	37:35:70:GLN:HE22	1.57	0.51

*Continued on next page...*

*Continued from previous page...*

Atom-1	Atom-2	Interatomic distance (Å)	Clash overlap (Å)
29:19:7:LYS:HG2	29:19:8:PRO:HD2	1.91	0.51
37:35:79:ARG:O	37:35:110:TYR:HB3	2.09	0.51
51:H5:9:VAL:HG22	51:H5:53:LEU:O	2.10	0.51
55:M5:33:ASN:HA	55:M5:36:LYS:HD2	1.91	0.51
1:13:147:G:H1	1:13:175:C:H42	1.58	0.51
1:13:580:U:OP1	15:6I:54:ARG:NH2	2.43	0.51
1:13:859:A:H2'	1:13:860:A:C8	2.45	0.51
1:13:994:A:H2'	1:13:994:A:N3	2.26	0.51
1:13:1179:A:H2'	1:13:1180:A:O4'	2.09	0.51
17:8I:100:LYS:HG2	17:8I:101:ARG:HD3	1.91	0.51
26:1H:1639:U:C2'	26:1H:1640:C:H5''	2.39	0.51
26:1H:1777:U:O2'	26:1H:1778:U:H5'	2.11	0.51
26:1H:2061:G:OP2	26:1H:2502:G:H5'	2.11	0.51
30:21:182:LEU:HD12	30:21:183:LEU:N	2.25	0.51
47:H8:109:ALA:HB3	47:H8:142:SER:O	2.11	0.51
1:1G:433:C:H2'	1:1G:434:U:C6	2.45	0.51
1:1G:512:U:H3	1:1G:539:A:H61	1.58	0.51
1:1G:985:C:H2'	1:1G:986:A:C8	2.45	0.51
2:12:58:ILE:HD13	2:12:219:VAL:CG2	2.40	0.51
12:3A:110:VAL:HG23	12:3A:120:TYR:HB3	1.92	0.51
26:14:125:G:H5''	54:L5:19:ARG:HD3	1.92	0.51
26:14:945:A:OP1	61:14:3541:HOH:O	2.19	0.51
26:14:1444(A):A:O2'	26:14:1445:C:OP1	2.29	0.51
33:59:56:SER:HB3	33:59:61:HIS:CD2	2.45	0.51
1:13:61:G:H1	1:13:106:C:H42	1.57	0.51
1:13:224:C:H2'	1:13:225:C:C6	2.45	0.51
1:13:814:A:N7	1:13:816:A:C4	2.78	0.51
1:13:1016:A:H2'	1:13:1017:G:O4'	2.10	0.51
1:13:1313:U:O4	19:AI:3:ARG:HA	2.11	0.51
5:4E:145:LYS:O	5:4E:149:GLU:HG2	2.10	0.51
10:1I:27:ALA:HB2	10:1I:85:LEU:HD21	1.93	0.51
15:6I:43:LEU:HD12	15:6I:56:LEU:HD13	1.92	0.51
22:1K:18:G:N7	26:1H:881:G:N2	2.59	0.51
26:1H:833:U:O2	37:78:55:ARG:NH2	2.42	0.51
26:1H:1607:C:H4'	26:1H:1608:A:O5'	2.09	0.51
26:1H:2162:G:H2'	26:1H:2163:C:O4'	2.10	0.51
26:1H:2199:A:H3'	26:1H:2205:C:H6	1.75	0.51
28:71:225:ASN:HB2	28:71:228:SER:H	1.76	0.51
40:A8:42:ASP:O	40:A8:43:GLU:HB3	2.11	0.51
45:F8:50:LYS:HB3	45:F8:84:ALA:HB2	1.92	0.51
20:BA:72:LEU:HD11	20:BA:80:ARG:HH21	1.76	0.51

*Continued on next page...*

*Continued from previous page...*

Atom-1	Atom-2	Interatomic distance (Å)	Clash overlap (Å)
26:14:28:A:C5	26:14:29:U:C5	2.98	0.51
26:14:302:C:P	46:C5:81:LYS:HZ2	2.33	0.51
26:14:1444(A):A:HO2'	26:14:1445:C:P	2.33	0.51
26:14:2103:C:H2'	26:14:2104:G:C8	2.45	0.51
27:1J:88:C:H5''	27:1J:89:G:C6	2.46	0.51
34:69:78:THR:O	34:69:80:PRO:HD3	2.11	0.51
1:13:1137:C:H1'	1:13:1138:G:C2	2.46	0.51
1:13:1330:U:H4'	13:4I:23:TYR:HE1	1.76	0.51
2:1E:21:ARG:HB2	2:1E:39:ILE:HD13	1.93	0.51
18:9I:58:LEU:HD23	18:9I:62:GLU:HB3	1.91	0.51
22:1K:49:G:H8	22:1K:49:G:OP1	1.94	0.51
26:1H:695:G:OP1	26:1H:1380:G:O2'	2.28	0.51
26:1H:882:G:O6	26:1H:893:C:N4	2.44	0.51
26:1H:907:U:O2'	38:88:101:ARG:NH2	2.41	0.51
26:1H:992:C:H2'	26:1H:993:G:H8	1.76	0.51
26:1H:1604:C:OP1	61:1H:3567:HOH:O	2.19	0.51
26:1H:1790:C:H5''	26:1H:1791:A:OP1	2.11	0.51
26:1H:2510:C:H2'	26:1H:2511:U:C6	2.46	0.51
29:11:79:VAL:HG21	29:11:111:LEU:HD13	1.91	0.51
32:41:59:GLU:O	32:41:63:ILE:HG23	2.11	0.51
37:78:37:GLY:N	37:78:40:SER:OG	2.44	0.51
41:B8:13:ARG:HB3	41:B8:13:ARG:HH11	1.75	0.51
46:G8:89:PHE:HD1	46:G8:90:LEU:N	2.07	0.51
49:J8:50:ARG:HB3	49:J8:59:THR:HG23	1.92	0.51
55:Q8:6:THR:HG23	55:Q8:64:TYR:HD2	1.75	0.51
1:1G:229:U:H2'	1:1G:230:G:C8	2.46	0.51
1:1G:1132:C:H2'	1:1G:1133:G:C8	2.46	0.51
1:1G:1468:A:H5''	1:1G:1469:G:OP2	2.10	0.51
2:12:19:HIS:NE2	2:12:204:ASN:HB3	2.26	0.51
4:32:59:ARG:HH21	4:32:66:ARG:NH1	2.07	0.51
5:42:61:TYR:HA	5:42:64:ARG:HB2	1.93	0.51
26:14:71:A:C2	45:B5:31:HIS:CE1	2.94	0.51
26:14:587:C:O2	37:35:33:ARG:NH1	2.44	0.51
26:14:749:C:OP2	61:14:3538:HOH:O	2.19	0.51
26:14:1104:C:H2'	26:14:1105:U:C6	2.46	0.51
42:85:66:ASN:CB	42:85:76:TYR:HB2	2.40	0.51
54:L5:12:ARG:NH2	54:L5:44:PRO:HB3	2.24	0.51
1:13:1025:U:H5'	1:13:1026:G:H5'	1.93	0.51
7:6E:22:LEU:HD13	7:6E:62:PHE:CE2	2.46	0.51
22:1K:76:A:C8	26:1H:2507:C:H1'	2.46	0.51
26:1H:192:C:P	61:1H:3615:HOH:O	2.67	0.51

*Continued on next page...*



*Continued from previous page...*

Atom-1	Atom-2	Interatomic distance (Å)	Clash overlap (Å)
26:1H:1000:A:N6	26:1H:1154:G:O2'	2.43	0.51
26:1H:1052:C:H2'	26:1H:1108:U:H3	1.75	0.51
29:11:32:SER:HA	29:11:35:LYS:HZ3	1.75	0.51
31:31:198:ALA:O	31:31:201:VAL:HG12	2.10	0.51
32:41:33:ARG:O	32:41:162:THR:HG23	2.11	0.51
36:68:7:TYR:CZ	36:68:44:LYS:HG3	2.46	0.51
1:1G:370:C:C2	1:1G:392:G:N2	2.79	0.51
1:1G:371:G:H1	1:1G:390:C:H42	1.59	0.51
4:32:108:LEU:HD13	4:32:174:LEU:HB3	1.92	0.51
15:6A:70:LEU:HG	15:6A:78:TYR:HB2	1.93	0.51
26:14:636:G:O2'	26:14:638:G:O2'	2.22	0.51
26:14:1021:A:H8	26:14:1021:A:H3'	1.76	0.51
26:14:1069:A:H3'	26:14:1073:A:H5''	1.93	0.51
26:14:1416:G:H2'	26:14:1417:C:C6	2.45	0.51
26:14:1678:G:N2	26:14:1989:G:N2	2.56	0.51
26:14:1826:G:H2'	26:14:1827:C:H6	1.75	0.51
26:14:2734:A:H2'	26:14:2735:G:O4'	2.10	0.51
30:29:23:VAL:HA	30:29:184:VAL:O	2.10	0.51
46:C5:42:VAL:HG13	46:C5:65:ALA:HB3	1.93	0.51
1:13:454:C:H41	1:13:478:A:H2	1.57	0.51
1:13:1149:C:H2'	1:13:1150:U:C6	2.46	0.51
5:4E:10:MET:HE3	5:4E:13:ILE:HD13	1.93	0.51
26:1H:732:C:H3'	61:1H:3517:HOH:O	2.11	0.51
26:1H:1444:G:C2	26:1H:1548:C:N3	2.79	0.51
26:1H:2291:U:H5''	26:1H:2380:C:O2	2.11	0.51
26:1H:2306:C:H3'	26:1H:2307:G:C5'	2.41	0.51
29:11:34:VAL:C	29:11:35:LYS:HZ2	2.13	0.51
30:21:2:LYS:HD2	30:21:95:ILE:HG13	1.93	0.51
36:68:98:VAL:HG11	36:68:114:ILE:HG23	1.93	0.51
47:H8:44:PHE:HE2	47:H8:86:VAL:HG11	1.75	0.51
49:J8:93:GLU:CD	49:J8:94:LEU:H	2.12	0.51
50:K8:47:ASN:C	50:K8:49:LYS:H	2.12	0.51
18:9A:22:VAL:C	18:9A:24:ALA:H	2.13	0.51
26:14:141:A:OP2	26:14:141(A):C:N4	2.43	0.51
26:14:1593:G:H2'	26:14:1594:G:H8	1.72	0.51
26:14:1636:C:H2'	26:14:1637:A:C8	2.46	0.51
26:14:2006:C:O2'	26:14:2823:A:N3	2.44	0.51
26:14:2022:U:O2'	26:14:2617:C:H5'	2.10	0.51
31:39:114:VAL:HG11	31:39:202:PHE:CZ	2.44	0.51
38:45:102:VAL:O	38:45:102:VAL:HG12	2.11	0.51
41:75:91:ARG:HD2	41:75:124:ASP:OD2	2.11	0.51

*Continued on next page...*

*Continued from previous page...*

Atom-1	Atom-2	Interatomic distance (Å)	Clash overlap (Å)
47:D5:48:PHE:O	47:D5:52:SER:HB3	2.09	0.51
1:13:1226:C:H4'	19:A1:80:TYR:CZ	2.45	0.51
6:5E:70:ASP:OD1	6:5E:70:ASP:N	2.42	0.51
8:7E:94:TYR:HE1	8:7E:132:GLU:HB2	1.76	0.51
26:1H:988:A:P	51:L8:11:SER:HB2	2.50	0.51
26:1H:996:A:H4'	42:C8:92:ARG:NE	2.26	0.51
26:1H:1359:A:C2	26:1H:1372:U:N3	2.77	0.51
30:21:52:LEU:O	30:21:75:VAL:HG23	2.10	0.51
34:61:1:MET:HB3	34:61:21:VAL:O	2.11	0.51
34:61:11:ASN:O	34:61:12:LEU:HB2	2.10	0.51
41:B8:51:ARG:HB2	41:B8:98:LYS:HD3	1.92	0.51
52:M8:15:ILE:HD11	52:M8:32:TYR:CE1	2.46	0.51
1:1G:1152:A:OP1	10:1A:68:HIS:NE2	2.44	0.51
1:1G:1446:A:N3	41:75:118:ARG:HD2	2.26	0.51
1:1G:1446:A:C2	41:75:118:ARG:HD2	2.46	0.51
2:12:125:PRO:C	2:12:127:ILE:H	2.14	0.51
4:32:117:ALA:O	4:32:121:VAL:HG23	2.10	0.51
4:32:168:ARG:HH11	4:32:169:LYS:H	1.56	0.51
15:6A:16:ALA:HB1	15:6A:21:ASP:HB3	1.92	0.51
23:2L:24:C:H2'	23:2L:25:U:H6	1.76	0.51
57:3L:15:G:H2'	57:3L:59:A:N1	2.26	0.51
26:14:528:A:C2	26:14:2042:A:H2'	2.45	0.51
26:14:1190:G:OP1	37:35:32:THR:HA	2.10	0.51
26:14:2232:U:P	49:F5:40:ARG:HH22	2.33	0.51
26:14:2480:C:H2'	26:14:2481:G:H5'	1.93	0.51
31:39:7:TYR:CD1	31:39:18:ARG:HB3	2.46	0.51
37:35:132:LYS:HE3	37:35:135:LEU:HD11	1.92	0.51
1:13:339:C:OP2	36:68:97:ARG:HD3	2.11	0.51
5:4E:100:VAL:HG22	5:4E:118:ILE:HG22	1.92	0.51
8:7E:51:VAL:HG11	8:7E:60:ARG:HD2	1.93	0.51
22:1K:53:G:H1	22:1K:61:C:N4	2.07	0.51
25:4K:13:A:H2'	25:4K:14:A:O4'	2.11	0.51
26:1H:616:A:C4	31:31:180:GLY:HA2	2.46	0.51
26:1H:1680:U:O2'	26:1H:1763:G:N7	2.31	0.51
26:1H:1859:A:N6	26:1H:1883:G:O2'	2.44	0.51
26:1H:2068:U:N3	26:1H:2430:A:C2	2.72	0.51
26:1H:2683:C:O2	36:68:70:LYS:HE3	2.10	0.51
26:1H:2795:G:H2'	26:1H:2798:C:H5''	1.93	0.51
31:31:184:TYR:O	31:31:188:ARG:HG3	2.10	0.51
41:B8:50:ILE:O	41:B8:99:LEU:HD12	2.10	0.51
48:I8:41:ARG:NE	48:I8:41:ARG:HA	2.26	0.51

*Continued on next page...*

*Continued from previous page...*

Atom-1	Atom-2	Interatomic distance (Å)	Clash overlap (Å)
1:1G:486:U:H2'	1:1G:487:A:C8	2.45	0.51
1:1G:801:U:H2'	1:1G:802:A:H8	1.74	0.51
2:12:71:VAL:HB	2:12:165:VAL:HG22	1.93	0.51
15:6A:8:LYS:O	15:6A:12:ILE:HG13	2.10	0.51
56:1L:5:C:H42	56:1L:68:G:H1	1.59	0.51
25:4L:13:A:N3	25:4L:14:A:H1'	2.25	0.51
26:14:259:G:O2'	26:14:621:A:O2'	2.04	0.51
26:14:1665:A:H4'	36:25:67:LYS:HB2	1.93	0.51
26:14:1796:U:H2'	26:14:1797:C:C6	2.46	0.51
26:14:2393:A:H4'	37:35:62:LEU:O	2.10	0.51
26:14:2791:C:N4	26:14:2802:G:O6	2.44	0.51
26:14:2791:C:O2'	26:14:2792:G:O5'	2.27	0.51
26:14:2791:C:HO2'	26:14:2792:G:P	2.34	0.51
32:49:116:ASP:HB3	32:49:118:ARG:HH12	1.76	0.51
34:69:92:VAL:HB	34:69:120:ILE:HB	1.92	0.51
1:13:200:G:N2	1:13:218:C:C2	2.79	0.51
1:13:264:U:O2	17:8I:64:PRO:HG2	2.12	0.51
7:6E:91:VAL:O	7:6E:96:GLN:NE2	2.40	0.51
8:7E:7:ALA:HB2	8:7E:85:ARG:HH11	1.76	0.51
11:2I:107:SER:O	11:2I:108:ILE:HG13	2.11	0.51
16:7I:72:ARG:O	16:7I:75:ARG:HB3	2.11	0.51
26:1H:660:G:H21	37:78:12:ALA:HB2	1.76	0.51
26:1H:2378:A:O2'	40:A8:21:THR:HG21	2.10	0.51
32:41:73:ALA:HA	32:41:88:ILE:HD11	1.93	0.51
46:G8:20:TYR:CE2	46:G8:43:ASN:HA	2.46	0.51
48:I8:36:ILE:O	48:I8:36:ILE:HD13	2.11	0.51
1:1G:688:G:H2'	1:1G:689:C:H6	1.76	0.51
1:1G:1478:C:H2'	1:1G:1479:C:C6	2.46	0.51
4:32:4:TYR:HE2	4:32:11:LEU:HD21	1.75	0.51
8:72:9:MET:HG3	8:72:26:VAL:HG21	1.93	0.51
11:2A:85:ARG:HA	11:2A:112:THR:OG1	2.11	0.51
13:4A:96:LEU:HD22	13:4A:97:PRO:HD2	1.93	0.51
26:14:918:A:H5''	27:1J:97:G:O2'	2.11	0.51
26:14:1204:A:C2	26:14:1241:A:N1	2.78	0.51
27:1J:115:G:H8	27:1J:115:G:OP2	1.94	0.51
43:95:15:GLU:HG3	43:95:16:PRO:HD2	1.93	0.51
1:13:46:G:H2'	1:13:366:C:C5	2.46	0.50
1:13:381:C:H2'	1:13:382:A:O4'	2.11	0.50
9:8E:50:LEU:HD22	9:8E:55:ALA:HB3	1.93	0.50
10:1I:27:ALA:HB2	10:1I:85:LEU:HD11	1.92	0.50
12:3I:66:VAL:HG21	12:3I:98:TYR:HE1	1.76	0.50

*Continued on next page...*

*Continued from previous page...*

Atom-1	Atom-2	Interatomic distance (Å)	Clash overlap (Å)
15:6I:53:HIS:ND1	15:6I:53:HIS:O	2.43	0.50
16:7I:13:HIS:C	16:7I:15:PRO:HD3	2.31	0.50
26:1H:37:C:O2'	26:1H:38:A:H5'	2.12	0.50
26:1H:569:U:H5''	26:1H:821:A:C2	2.46	0.50
26:1H:585:G:H3'	61:1H:3512:HOH:O	2.11	0.50
26:1H:736:C:O5'	26:1H:736:C:H6	1.94	0.50
26:1H:2054:A:H5''	26:1H:2055:C:O5'	2.11	0.50
26:1H:2212:A:H1'	26:1H:2215:G:C5	2.46	0.50
26:1H:2470:G:H5'	38:88:56:ARG:NH2	2.26	0.50
29:11:40:THR:HG23	29:11:41:GLY:N	2.26	0.50
35:58:12:ARG:HG2	35:58:13:TRP:N	2.26	0.50
36:68:28:SER:OG	36:68:29:ASN:N	2.43	0.50
37:78:83:VAL:CG1	37:78:112:LEU:HD21	2.41	0.50
1:1G:17:U:H2'	1:1G:18:C:C6	2.46	0.50
1:1G:104:G:H2'	1:1G:105:G:H5''	1.91	0.50
1:1G:1163:C:H2'	1:1G:1164:G:C8	2.46	0.50
23:2L:56:PSU:N3	23:2L:59:A:OP2	2.30	0.50
26:14:123:G:O6	61:14:3542:HOH:O	2.19	0.50
26:14:247:G:H4'	26:14:386:G:C5	2.46	0.50
26:14:520:G:H2'	26:14:521:G:C8	2.46	0.50
26:14:909:A:O2'	26:14:910:A:H5''	2.11	0.50
26:14:942:G:H4'	26:14:1190:G:H5'	1.93	0.50
26:14:2712:U:H1'	26:14:2712(A):A:C8	2.46	0.50
29:19:242:ARG:HH11	29:19:242:ARG:HG2	1.76	0.50
30:29:11:MET:SD	30:29:24:THR:HG22	2.51	0.50
30:29:167:VAL:HG11	30:29:189:PRO:HD3	1.92	0.50
51:H5:5:LYS:HD3	51:H5:34:GLU:OE2	2.11	0.50
4:3E:173:TRP:CE3	4:3E:193:ASP:HB3	2.47	0.50
5:4E:33:VAL:HG22	5:4E:43:LEU:HD12	1.93	0.50
8:7E:87:SER:HB2	8:7E:93:VAL:CB	2.38	0.50
17:8I:65:ILE:HG21	17:8I:69:LYS:HE2	1.94	0.50
26:1H:674:G:C1'	31:31:74:ARG:HD3	2.42	0.50
26:1H:937:U:H2'	26:1H:938:G:O4'	2.11	0.50
26:1H:1337:G:H2'	26:1H:1338:G:H8	1.76	0.50
26:1H:1636:C:H2'	26:1H:1637:A:C8	2.46	0.50
26:1H:2864:G:H2'	26:1H:2865:U:C6	2.47	0.50
26:1H:2887:U:H2'	26:1H:2888:C:H6	1.75	0.50
40:A8:33:LYS:HB3	40:A8:34:HIS:CD2	2.47	0.50
1:1G:980:C:H3'	1:1G:981:U:C6	2.46	0.50
1:1G:1157:A:C8	1:1G:1158:C:H5	2.28	0.50
1:1G:1346:A:N1	1:1G:1374:A:H5''	2.26	0.50

*Continued on next page...*

*Continued from previous page...*

Atom-1	Atom-2	Interatomic distance (Å)	Clash overlap (Å)
3:22:6:HIS:CD2	3:22:7:PRO:HD2	2.46	0.50
5:42:76:ILE:HG23	5:42:142:LEU:HD13	1.92	0.50
13:4A:11:ARG:HG2	13:4A:12:ASN:H	1.76	0.50
26:14:118:A:N3	26:14:178:G:H1'	2.27	0.50
26:14:140:A:C8	26:14:1408:C:O2'	2.63	0.50
26:14:223:A:O2'	26:14:420:C:O2	2.27	0.50
26:14:616:A:C8	31:39:176:LEU:HD11	2.46	0.50
26:14:920:G:H2'	26:14:921:G:C8	2.45	0.50
26:14:1180:C:H2'	26:14:1181:C:C6	2.47	0.50
32:49:173:LEU:HD22	32:49:178:PHE:CE2	2.46	0.50
34:69:4:ILE:HD11	34:69:39:ALA:HA	1.94	0.50
45:B5:51:VAL:HG13	45:B5:81:VAL:CG2	2.41	0.50
46:C5:86:ARG:HG3	46:C5:87:LYS:N	2.26	0.50
1:13:191(D):U:H2'	1:13:191(E):G:C8	2.46	0.50
1:13:1145:C:H4'	1:13:1146:A:H8	1.75	0.50
1:13:1240:U:OP2	7:6E:116:ALA:N	2.38	0.50
6:5E:10:LEU:HD13	6:5E:61:LEU:HD13	1.94	0.50
8:7E:95:VAL:HG22	8:7E:96:GLY:O	2.10	0.50
15:6I:3:ILE:HD12	15:6I:34:LEU:HD23	1.93	0.50
26:1H:259:G:H21	26:1H:621:A:H8	1.59	0.50
26:1H:722:A:H2'	26:1H:723:G:C8	2.45	0.50
26:1H:1638:C:O2	26:1H:2698:U:O2'	2.23	0.50
26:1H:1899:G:N2	26:1H:1902:C:H41	2.09	0.50
26:1H:2367:G:H2'	26:1H:2368:C:H6	1.76	0.50
29:11:41:GLY:C	29:11:43:ARG:H	2.15	0.50
31:31:198:ALA:O	31:31:201:VAL:N	2.45	0.50
41:B8:20:PRO:HG2	41:B8:86:ILE:O	2.12	0.50
1:1G:350:G:H5'	1:1G:351:G:OP2	2.11	0.50
1:1G:1084:G:H5'	1:1G:1102:A:OP2	2.11	0.50
1:1G:1325:C:H2'	1:1G:1326:C:H6	1.76	0.50
13:4A:14:ARG:HA	13:4A:43:THR:O	2.12	0.50
26:14:448:U:C4	26:14:583:G:H1'	2.46	0.50
26:14:654(B):C:H2'	26:14:654(C):G:C8	2.47	0.50
26:14:831:G:OP1	61:14:3544:HOH:O	2.20	0.50
26:14:839:U:H2'	26:14:840:C:C6	2.46	0.50
26:14:1010:A:N3	26:14:1153:C:H1'	2.26	0.50
26:14:2124:G:N2	26:14:2175:C:O2	2.44	0.50
26:14:2171:A:H8	26:14:2172:U:H5''	1.76	0.50
26:14:2360:A:H2'	26:14:2361:A:O4'	2.12	0.50
40:65:14:VAL:HG11	40:65:89:ARG:NH1	2.26	0.50
1:13:1497:G:C2'	1:13:1498:U:H5'	2.40	0.50

*Continued on next page...*

*Continued from previous page...*

Atom-1	Atom-2	Interatomic distance (Å)	Clash overlap (Å)
3:2E:48:TYR:OH	3:2E:122:GLU:OE2	2.28	0.50
4:3E:153:ARG:O	4:3E:181:MET:HE1	2.12	0.50
22:1K:41:A:H2'	22:1K:42:A:C8	2.46	0.50
26:1H:138:G:H5''	26:1H:139:G:OP2	2.11	0.50
26:1H:1520:U:H2'	26:1H:1521:G:O4'	2.11	0.50
26:1H:1652:A:C2'	26:1H:1653:G:H5'	2.41	0.50
26:1H:2287:A:H2	26:1H:2346:A:C2	2.27	0.50
40:A8:58:LEU:HD12	40:A8:68:GLN:OE1	2.11	0.50
42:C8:90:VAL:HB	43:D8:39:LEU:HB3	1.94	0.50
46:G8:34:LYS:O	46:G8:34:LYS:HG2	2.11	0.50
1:1G:166:G:H2'	1:1G:167:G:C8	2.46	0.50
1:1G:229:U:H2'	1:1G:230:G:H8	1.76	0.50
1:1G:464:G:H1'	1:1G:468:A:H61	1.76	0.50
1:1G:513:C:H2'	1:1G:514:C:H6	1.76	0.50
1:1G:564:C:O2'	8:72:91:ARG:NH1	2.36	0.50
1:1G:757:U:O2'	1:1G:879:C:O2	2.24	0.50
2:12:166:ASP:OD2	2:12:169:LYS:HB2	2.12	0.50
3:22:11:ARG:HB3	3:22:15:THR:HB	1.93	0.50
3:22:155:GLY:HA3	3:22:196:LEU:HD13	1.92	0.50
23:2L:54:G:H2'	23:2L:55:5MU:H6	1.76	0.50
26:14:856:C:H2'	26:14:857:C:H6	1.77	0.50
26:14:1657:C:H2'	26:14:1658:C:C6	2.46	0.50
26:14:2862:G:H2'	26:14:2863:C:C6	2.46	0.50
30:29:105:THR:HG21	30:29:164:ARG:HH21	1.76	0.50
1:13:324:G:N1	1:13:327:A:OP2	2.41	0.50
1:13:1128:C:H2'	1:13:1139:G:O6	2.12	0.50
3:2E:64:VAL:HG12	3:2E:66:VAL:HG23	1.93	0.50
3:2E:147:LYS:HB3	3:2E:203:PHE:HD2	1.76	0.50
6:5E:22:GLU:O	6:5E:26:ILE:HG13	2.11	0.50
7:6E:80:VAL:HG22	7:6E:85:TYR:HE1	1.76	0.50
8:7E:45:ILE:HD12	8:7E:47:GLY:HA2	1.93	0.50
9:8E:114:TYR:CE2	10:1I:59:SER:HA	2.47	0.50
11:2I:124:LYS:HB2	11:2I:125:PHE:CD1	2.47	0.50
15:6I:18:PHE:CZ	15:6I:21:ASP:HB2	2.47	0.50
18:9I:37:VAL:HG12	18:9I:41:LYS:HE3	1.92	0.50
26:1H:71:A:OP1	26:1H:72:U:H2'	2.12	0.50
26:1H:270(J):G:H1	26:1H:270(P):C:N4	2.00	0.50
26:1H:607:U:OP1	31:31:102:PRO:HA	2.12	0.50
26:1H:768:G:N2	26:1H:1379:A:O2'	2.45	0.50
26:1H:1799:G:H5'	26:1H:1819:A:H61	1.77	0.50
26:1H:2017:U:O2	53:N8:10:LYS:HB2	2.12	0.50

*Continued on next page...*

*Continued from previous page...*

Atom-1	Atom-2	Interatomic distance (Å)	Clash overlap (Å)
26:1H:2199:A:H3'	26:1H:2205:C:C6	2.46	0.50
26:1H:2698:U:H2'	26:1H:2699:C:C6	2.47	0.50
26:1H:2751:G:N3	33:51:3:ARG:HD3	2.26	0.50
29:11:30:GLU:OE1	29:11:63:ARG:NE	2.29	0.50
29:11:96:HIS:NE2	29:11:102:LYS:HE2	2.27	0.50
38:88:109:VAL:HG13	38:88:113:GLN:HB3	1.93	0.50
42:C8:58:ARG:HH11	42:C8:93:LYS:NZ	2.09	0.50
46:G8:54:LYS:HE2	46:G8:55:TYR:CZ	2.46	0.50
52:M8:15:ILE:HD11	52:M8:32:TYR:CD1	2.46	0.50
1:1G:8:A:N6	4:32:209:ARG:HB2	2.26	0.50
1:1G:49:U:C2	1:1G:361:G:N2	2.80	0.50
1:1G:297:G:N2	1:1G:300:A:OP2	2.39	0.50
1:1G:359:U:H2'	1:1G:360:A:C8	2.46	0.50
1:1G:630:G:H5'	1:1G:631:G:OP2	2.11	0.50
26:14:308:G:H5''	26:14:309:G:OP2	2.11	0.50
26:14:2261:C:C5	48:E5:16:SER:HB3	2.46	0.50
26:14:2383:G:O2'	26:14:2384:G:H5'	2.11	0.50
26:14:2400:G:H2'	26:14:2401:U:H6	1.77	0.50
26:14:2576:G:O2'	26:14:2579:C:OP2	2.23	0.50
29:19:85:ASP:HB2	29:19:92:ILE:HD13	1.93	0.50
36:25:73:ASP:OD1	36:25:73:ASP:N	2.39	0.50
39:55:101:ALA:HA	53:J5:44:THR:HG21	1.94	0.50
1:13:791:G:C6	1:13:792:A:C2	3.00	0.50
8:7E:82:HIS:O	8:7E:137:VAL:HA	2.11	0.50
11:2I:19:ALA:O	11:2I:82:VAL:HA	2.11	0.50
16:7I:35:LYS:HE2	16:7I:37:GLY:O	2.11	0.50
16:7I:45:THR:HG22	16:7I:46:PRO:HD2	1.94	0.50
17:8I:59:ILE:HG22	17:8I:73:VAL:HA	1.94	0.50
22:1K:75:C:O2	26:1H:2507:C:O2'	2.27	0.50
26:1H:302:C:H2'	26:1H:303:U:C6	2.46	0.50
26:1H:311:A:C6	26:1H:328:U:C4	2.99	0.50
26:1H:994:C:OP2	42:C8:54:LYS:NZ	2.44	0.50
26:1H:1170:G:H2'	26:1H:1171:G:H5'	1.94	0.50
26:1H:1210:A:H5''	26:1H:1212:G:O4'	2.11	0.50
26:1H:1346:G:H2'	26:1H:1347:G:H8	1.76	0.50
26:1H:1570:A:H5'	29:11:37:LEU:CD2	2.41	0.50
26:1H:1857:G:O2'	26:1H:1885:A:N6	2.37	0.50
26:1H:2693:A:H2'	26:1H:2694:G:H8	1.77	0.50
27:16:44:G:H1'	27:16:47:C:N4	2.26	0.50
32:41:46:ALA:HB1	32:41:49:ASP:O	2.12	0.50
37:78:82:GLY:HA2	37:78:113:LYS:O	2.10	0.50

*Continued on next page...*

*Continued from previous page...*

Atom-1	Atom-2	Interatomic distance (Å)	Clash overlap (Å)
37:78:115:LEU:HA	37:78:134:ALA:CB	2.41	0.50
39:98:87:TYR:HE1	39:98:117:VAL:HG12	1.75	0.50
40:A8:27:SER:HA	40:A8:88:ASP:CB	2.42	0.50
42:C8:28:ARG:NH1	42:C8:38:THR:OG1	2.43	0.50
49:J8:15:ALA:O	49:J8:40:ARG:HG2	2.11	0.50
1:1G:601:C:H2'	1:1G:602:A:C8	2.47	0.50
1:1G:651:C:H2'	1:1G:652:U:C6	2.47	0.50
1:1G:977:A:O2'	1:1G:981:U:N3	2.44	0.50
1:1G:1113:C:H2'	1:1G:1114:C:C6	2.47	0.50
1:1G:1132:C:H2'	1:1G:1133:G:H8	1.75	0.50
4:32:108:LEU:HA	4:32:170:VAL:HG11	1.93	0.50
18:9A:74:ARG:NH1	18:9A:81:PHE:HA	2.26	0.50
26:14:110:G:C2	26:14:111:A:C8	2.99	0.50
26:14:329:G:O6	46:C5:19:LYS:HE2	2.11	0.50
29:19:71:ASP:N	29:19:71:ASP:OD1	2.43	0.50
29:19:273:ARG:O	29:19:273:ARG:HG2	2.11	0.50
33:59:149:ARG:NH1	33:59:162:ILE:O	2.45	0.50
34:69:101:LEU:HD23	34:69:101:LEU:H	1.77	0.50
37:35:121:LYS:HG2	37:35:123:LEU:HG	1.94	0.50
38:45:98:LYS:HB3	38:45:99:PRO:HD2	1.93	0.50
1:13:351:G:H4'	1:13:352:C:OP1	2.10	0.50
1:13:477:G:H2'	1:13:478:A:C8	2.46	0.50
1:13:1273:G:H3'	1:13:1274:G:C8	2.46	0.50
1:13:1449:C:O2'	1:13:1451:A:N6	2.45	0.50
2:1E:17:PHE:HB2	2:1E:41:ILE:HG22	1.94	0.50
8:7E:8:ASP:OD2	8:7E:12:ARG:HD2	2.11	0.50
13:4I:3:ARG:NH2	13:4I:9:ILE:HD11	2.26	0.50
26:1H:265:A:H8	26:1H:266:G:H1'	1.76	0.50
26:1H:764:A:N3	29:11:213:ARG:HD3	2.26	0.50
26:1H:1322:A:N1	26:1H:1333:C:O2'	2.36	0.50
26:1H:1889:A:H2'	26:1H:1890:A:C8	2.47	0.50
26:1H:2564:A:C2	26:1H:2647:U:H4'	2.46	0.50
32:41:150:ASP:OD1	32:41:153:ARG:NH2	2.40	0.50
35:58:47:ALA:HB2	35:58:112:LEU:HD11	1.94	0.50
38:88:35:VAL:HG13	38:88:130:LYS:HB3	1.94	0.50
39:98:14:SER:OG	39:98:15:SER:N	2.44	0.50
40:A8:101:LEU:HD12	40:A8:101:LEU:O	2.12	0.50
47:H8:30:ASN:OD1	47:H8:33:LEU:HD23	2.12	0.50
1:1G:895:G:H2'	1:1G:896:C:C6	2.47	0.50
2:12:114:ARG:HG3	2:12:118:LEU:HD12	1.93	0.50
13:4A:84:ILE:HG23	19:AA:74:PHE:HE1	1.77	0.50

*Continued on next page...*



*Continued from previous page...*

Atom-1	Atom-2	Interatomic distance (Å)	Clash overlap (Å)
15:6A:87:ILE:HG22	15:6A:88:ARG:N	2.27	0.50
26:14:29:U:H2'	26:14:30:G:C8	2.47	0.50
32:49:20:ILE:HA	32:49:25:TYR:HD2	1.77	0.50
1:13:405:U:OP2	4:3E:3:ARG:NH2	2.45	0.50
1:13:491:G:H2'	1:13:492:G:C8	2.47	0.50
1:13:1412:C:H2'	1:13:1413:A:C8	2.46	0.50
3:2E:91:LEU:HB2	3:2E:99:VAL:HG21	1.93	0.50
14:5I:6:LEU:HD12	14:5I:23:ARG:HH22	1.76	0.50
15:6I:82:ILE:HG22	15:6I:83:GLU:N	2.26	0.50
16:7I:68:ASP:O	16:7I:71:ARG:HG2	2.11	0.50
19:AI:67:VAL:HG12	19:AI:68:GLY:N	2.26	0.50
22:1K:1:G:H2'	22:1K:2:G:O4'	2.12	0.50
26:1H:770:G:OP2	61:1H:3560:HOH:O	2.17	0.50
26:1H:953:A:OP2	38:88:16:ARG:NH1	2.45	0.50
26:1H:1188:U:C4'	43:D8:79:VAL:HG22	2.42	0.50
26:1H:1729:A:O2'	26:1H:1730:U:O5'	2.21	0.50
26:1H:2402:C:H5	26:1H:2415:G:H22	1.59	0.50
39:98:103:ARG:HH12	39:98:110:PRO:HD3	1.76	0.50
50:K8:37:PHE:O	50:K8:41:ILE:HG22	2.11	0.50
1:1G:998(A):C:H2'	1:1G:999:U:C6	2.47	0.50
1:1G:1053:G:N7	1:1G:1199:U:H3'	2.26	0.50
18:9A:29:PHE:N	18:9A:29:PHE:CD1	2.80	0.50
20:BA:11:SER:HA	20:BA:13:LEU:H	1.75	0.50
26:14:55:G:H2'	26:14:56:A:C8	2.47	0.50
26:14:1059:G:H2'	26:14:1060:U:C5	2.46	0.50
26:14:2107:C:H2'	26:14:2108:C:O4'	2.11	0.50
26:14:2165:G:H3'	26:14:2166:G:H5'	1.93	0.50
26:14:2190:G:H2'	26:14:2191:G:O4'	2.12	0.50
26:14:2468:G:H3'	26:14:2476:A:N1	2.27	0.50
30:29:116:VAL:HG23	30:29:120:TRP:HB2	1.94	0.50
46:C5:39:VAL:O	46:C5:40:GLU:HB2	2.12	0.50
1:13:677:U:H3	1:13:713:G:H22	1.59	0.50
1:13:736:C:H2'	1:13:737:A:H8	1.75	0.50
1:13:1464:G:H2'	1:13:1465:C:H6	1.77	0.50
6:5E:14:LEU:HD22	6:5E:18:GLN:HB3	1.93	0.50
17:8I:28:PRO:HA	17:8I:35:VAL:HA	1.94	0.50
23:2K:20:G:C2	23:2K:58:A:N3	2.80	0.50
26:1H:127:A:H5''	26:1H:128:C:C6	2.46	0.50
26:1H:713:G:H2'	26:1H:714:U:C6	2.46	0.50
26:1H:1268:A:H2'	26:1H:1269:A:O4'	2.11	0.50
26:1H:1442:G:C2	26:1H:1550:C:O2	2.65	0.50

*Continued on next page...*

*Continued from previous page...*

Atom-1	Atom-2	Interatomic distance (Å)	Clash overlap (Å)
26:1H:1532:C:H42	26:1H:1539:G:H1	1.60	0.50
34:61:77:LEU:HD22	34:61:79:ILE:HD11	1.93	0.50
47:H8:44:PHE:CE2	47:H8:86:VAL:HG11	2.47	0.50
1:1G:828:A:C8	1:1G:859:A:C4	3.00	0.50
1:1G:1041:A:H5''	1:1G:1042:G:OP2	2.12	0.50
4:32:108:LEU:HD22	4:32:174:LEU:HD22	1.94	0.50
20:BA:87:LYS:O	20:BA:91:LEU:HG	2.11	0.50
57:3L:59:A:H2'	57:3L:60:U:H5'	1.93	0.50
26:14:590:A:H2'	26:14:591:C:C6	2.47	0.50
26:14:864:G:C6	26:14:865:C:N4	2.79	0.50
26:14:1054:A:N6	26:14:1104:C:H42	2.10	0.50
26:14:1260:G:H2'	26:14:1261:C:C6	2.47	0.50
26:14:1421:G:C2	26:14:1422:G:C8	2.99	0.50
26:14:1448:G:H1'	26:14:1528:A:H62	1.77	0.50
26:14:2262:U:H4'	26:14:2328:A:C2	2.47	0.50
26:14:2271:G:N7	61:14:3576:HOH:O	2.35	0.50
26:14:2306:C:C3'	26:14:2307:G:H5''	2.42	0.50
26:14:2430:A:H8	26:14:2431:U:C5	2.28	0.50
26:14:2552:U:O5'	26:14:2552:U:H6	1.95	0.50
26:14:2698:U:H2'	26:14:2699:C:C6	2.47	0.50
30:29:54:GLN:CG	30:29:55:ASN:H	2.24	0.50
31:39:53:THR:HG22	31:39:56:GLU:CD	2.32	0.50
37:35:97:PRO:HG3	37:35:112:LEU:HD12	1.92	0.50
38:45:4:PRO:HD3	38:45:70:PRO:O	2.11	0.50
46:C5:82:PRO:HG3	46:C5:97:ARG:HE	1.77	0.50
46:C5:87:LYS:HB3	46:C5:94:LYS:HA	1.93	0.50
49:F5:18:ILE:HG12	49:F5:37:ILE:HG13	1.94	0.50
1:13:622:A:C8	1:13:623:C:C6	3.00	0.49
7:6E:8:GLU:N	7:6E:8:GLU:OE2	2.45	0.49
11:2I:63:LEU:HD12	11:2I:63:LEU:H	1.77	0.49
19:AI:23:ASN:HD21	19:AI:43:GLU:HB2	1.77	0.49
26:1H:631:A:OP1	37:78:65:ARG:NH2	2.33	0.49
26:1H:1026:U:H4'	26:1H:1027:A:OP1	2.12	0.49
26:1H:1050:A:O2'	26:1H:2752:C:H1'	2.11	0.49
26:1H:1359:A:H2'	26:1H:1360:A:H5'	1.93	0.49
26:1H:1538:G:H2'	26:1H:1539:G:H8	1.77	0.49
26:1H:2002:G:N7	61:1H:3623:HOH:O	2.33	0.49
26:1H:2175:C:O2'	28:71:219:GLY:N	2.44	0.49
26:1H:2335:A:C8	26:1H:2337:G:C5	3.00	0.49
26:1H:2629:A:OP1	26:1H:2629:A:H4'	2.12	0.49
32:41:81:LYS:NZ	32:41:81:LYS:H	2.10	0.49

*Continued on next page...*

*Continued from previous page...*

Atom-1	Atom-2	Interatomic distance (Å)	Clash overlap (Å)
32:41:112:PRO:CB	52:M8:37:SER:H	2.22	0.49
42:C8:88:ILE:O	42:C8:88:ILE:HG22	2.11	0.49
43:D8:16:PRO:HA	43:D8:96:ILE:HG22	1.93	0.49
1:1G:407:G:P	4:32:115:ARG:HH21	2.36	0.49
1:1G:1067:A:H1'	1:1G:1068:G:C8	2.47	0.49
9:82:24:GLY:HA2	9:82:59:PHE:C	2.32	0.49
13:4A:80:ARG:O	13:4A:84:ILE:HB	2.12	0.49
14:5A:59:ALA:HB1	14:5A:61:TRP:CZ3	2.46	0.49
16:7A:4:ILE:HB	16:7A:66:PRO:HB3	1.92	0.49
26:14:71:A:H4'	26:14:72:U:H5''	1.92	0.49
26:14:661:C:H1'	37:35:12:ALA:HA	1.93	0.49
26:14:698:C:O2'	26:14:734:A:N6	2.45	0.49
26:14:2117:A:H2'	26:14:2118:U:C6	2.47	0.49
26:14:2250:G:C5	38:45:82:ARG:HD2	2.47	0.49
26:14:2395:C:H2'	26:14:2396:G:O4'	2.12	0.49
26:14:2400:G:H2'	26:14:2401:U:C6	2.47	0.49
26:14:2745:C:O2'	33:59:143:GLN:HA	2.12	0.49
26:14:2850:A:N7	26:14:2868:A:O2'	2.32	0.49
30:29:171:GLU:O	30:29:184:VAL:HA	2.11	0.49
35:15:61:ARG:HA	35:15:61:ARG:NH1	2.26	0.49
38:45:35:VAL:HG22	38:45:102:VAL:HG22	1.92	0.49
41:75:54:ARG:HG3	41:75:59:THR:HG21	1.93	0.49
1:13:292:G:C5	1:13:293:G:H1'	2.47	0.49
1:13:419:C:H5'	1:13:513:C:H1'	1.94	0.49
1:13:429:U:H1'	1:13:430:A:H5''	1.92	0.49
1:13:806:C:H2'	1:13:807:A:H8	1.77	0.49
1:13:872:A:C4	1:13:874:G:N7	2.80	0.49
1:13:1034:G:N2	1:13:1035:A:N7	2.50	0.49
23:2K:2:G:H2'	23:2K:3:C:H6	1.75	0.49
24:3K:76:A:H8	26:1H:2394:C:N4	2.09	0.49
26:1H:363(B):G:H2'	26:1H:363(C):G:C8	2.47	0.49
26:1H:606:U:H4'	26:1H:658:C:H4'	1.95	0.49
26:1H:800:A:H8	26:1H:800:A:OP1	1.94	0.49
26:1H:2841:C:H2'	26:1H:2842:G:H8	1.77	0.49
27:16:116:G:H2'	27:16:117:G:O4'	2.12	0.49
28:71:6:ARG:HG2	28:71:34:THR:OG1	2.12	0.49
30:21:88:GLY:O	30:21:89:ASP:HB2	2.12	0.49
32:41:102:PHE:HA	32:41:105:LYS:HE2	1.94	0.49
33:51:144:VAL:O	33:51:148:ILE:HG12	2.11	0.49
38:88:78:PRO:HB2	38:88:81:VAL:HG11	1.94	0.49
43:D8:38:LEU:O	43:D8:51:VAL:HG23	2.12	0.49

*Continued on next page...*

*Continued from previous page...*

Atom-1	Atom-2	Interatomic distance (Å)	Clash overlap (Å)
55:Q8:39:LYS:HA	55:Q8:42:ARG:NH2	2.27	0.49
1:1G:114:U:H2'	1:1G:115:G:C8	2.47	0.49
1:1G:600:C:H2'	1:1G:601:C:C6	2.47	0.49
1:1G:1004:A:H3'	1:1G:1004:A:N3	2.26	0.49
1:1G:1316:G:N2	1:1G:1318:A:H3'	2.28	0.49
1:1G:1448:C:H2'	1:1G:1449:C:O4'	2.12	0.49
5:42:144:THR:O	5:42:148:VAL:HG23	2.12	0.49
7:62:26:PHE:CD2	7:62:30:ILE:HD11	2.48	0.49
15:6A:77:ARG:HA	15:6A:80:ALA:HB3	1.94	0.49
57:3L:51:A:H62	57:3L:63:U:H3	1.60	0.49
26:14:1686:C:H2'	26:14:1687:G:O4'	2.12	0.49
26:14:1794:U:H2'	26:14:1795:C:C6	2.47	0.49
32:49:181:ARG:NH1	32:49:181:ARG:HB3	2.27	0.49
40:65:87:PHE:CZ	40:65:102:ALA:HB2	2.47	0.49
45:B5:40:LYS:HA	45:B5:51:VAL:HG11	1.93	0.49
47:D5:157:LEU:HD21	47:D5:163:LEU:HD22	1.94	0.49
1:13:1240:U:O2'	7:6E:38:LEU:HG	2.11	0.49
1:13:1318:A:H5''	19:AI:10:PHE:CD2	2.48	0.49
17:8I:13:ASP:H	17:8I:14:LYS:HZ2	1.58	0.49
26:1H:339:U:O5'	26:1H:339:U:H6	1.95	0.49
26:1H:1181:C:O2'	26:1H:1182:A:H5'	2.12	0.49
40:A8:34:HIS:O	40:A8:97:ARG:NH2	2.46	0.49
45:F8:3:THR:C	45:F8:5:TYR:H	2.07	0.49
46:G8:39:VAL:O	46:G8:42:VAL:HG22	2.11	0.49
47:H8:24:LEU:HB3	47:H8:39:VAL:HG23	1.93	0.49
1:1G:80:G:O2'	1:1G:81:G:OP1	2.28	0.49
1:1G:271:C:H2'	1:1G:272:C:H6	1.77	0.49
1:1G:807:A:H2'	1:1G:808:C:C6	2.47	0.49
1:1G:909:A:OP2	12:3A:21:LYS:NZ	2.41	0.49
7:62:141:VAL:HA	7:62:142:GLU:HG2	1.94	0.49
18:9A:53:ARG:HA	18:9A:56:THR:OG1	2.13	0.49
26:14:494:G:H4'	44:A5:6:ILE:HB	1.93	0.49
26:14:588:U:H2'	26:14:589:C:C6	2.47	0.49
26:14:833:U:O4'	37:35:52:GLU:HA	2.13	0.49
26:14:879:G:N2	26:14:880:G:O6	2.45	0.49
26:14:1434:A:H2'	26:14:1435:G:C8	2.47	0.49
26:14:2378:A:H4'	40:65:23:ARG:HD2	1.94	0.49
26:14:2647:U:H2'	26:14:2648:C:C6	2.47	0.49
27:1J:18:G:H2'	27:1J:19:G:C8	2.46	0.49
30:29:36:ARG:HH21	30:29:88:GLY:HA2	1.77	0.49
31:39:23:ASP:N	31:39:23:ASP:OD1	2.45	0.49

*Continued on next page...*

*Continued from previous page...*

Atom-1	Atom-2	Interatomic distance (Å)	Clash overlap (Å)
31:39:139:PHE:HE2	31:39:173:VAL:HG21	1.77	0.49
46:C5:88:LYS:O	46:C5:89:PHE:HB3	2.10	0.49
1:13:919:A:O2'	1:13:920:U:H5'	2.13	0.49
1:13:939:G:H2'	1:13:940:C:C6	2.46	0.49
1:13:1234:C:H2'	1:13:1235:U:C6	2.48	0.49
1:13:1453:G:OP2	1:13:1453:G:H4'	2.11	0.49
1:13:1460:A:H2'	1:13:1461:G:O4'	2.12	0.49
2:1E:71:VAL:HB	2:1E:164:VAL:HG13	1.94	0.49
8:7E:116:LYS:HG3	8:7E:129:VAL:HG11	1.94	0.49
9:8E:26:VAL:HG22	9:8E:61:ALA:HB3	1.92	0.49
12:3I:8:ASN:O	12:3I:11:VAL:N	2.44	0.49
15:6I:18:PHE:CE1	15:6I:21:ASP:HB2	2.47	0.49
21:1F:6:ARG:HH11	21:1F:15:ARG:NE	2.11	0.49
26:1H:994:C:H5''	26:1H:995:C:P	2.52	0.49
26:1H:1453:A:O2'	26:1H:1454:U:H2'	2.12	0.49
26:1H:1728:G:H2'	26:1H:1731:G:O6	2.12	0.49
26:1H:2262:U:O2'	26:1H:2263:C:H5'	2.12	0.49
29:11:28:GLU:N	29:11:29:PRO:HD3	2.27	0.49
29:11:101:GLU:OE1	29:11:103:ARG:NH1	2.45	0.49
33:51:96:ALA:HB1	33:51:103:LEU:HD11	1.94	0.49
43:D8:25:LEU:HD12	43:D8:92:THR:HG21	1.94	0.49
1:1G:991:U:O2	1:1G:993:G:H8	1.95	0.49
1:1G:1076:C:H42	1:1G:1081:G:H1	1.61	0.49
1:1G:1260:C:H3'	1:1G:1260:C:H6	1.77	0.49
1:1G:1291:G:H2'	1:1G:1292:U:C6	2.48	0.49
1:1G:1521:G:H2'	1:1G:1522:U:H6	1.78	0.49
5:42:33:VAL:HG13	5:42:112:LEU:HD12	1.94	0.49
9:82:5:TYR:CE2	9:82:16:ARG:HG2	2.48	0.49
15:6A:79:ARG:O	15:6A:83:GLU:HB2	2.12	0.49
17:8A:11:VAL:HG12	17:8A:85:VAL:HG23	1.95	0.49
57:3L:65:C:H2'	57:3L:66:A:H8	1.77	0.49
26:14:34:C:O2'	26:14:35:G:C8	2.65	0.49
26:14:275:G:N2	26:14:276:A:N7	2.60	0.49
26:14:686:G:N2	26:14:788:A:H61	2.10	0.49
26:14:861:A:N3	27:1J:79:C:O2'	2.46	0.49
26:14:943:U:OP2	37:35:36:LYS:HG3	2.12	0.49
26:14:1542:G:O5'	26:14:1543:A:H5''	2.12	0.49
26:14:1797:C:H4'	29:19:257:LEU:O	2.12	0.49
26:14:2297:C:H2'	26:14:2298:A:H8	1.77	0.49
41:75:99:LEU:HD22	41:75:101:PHE:CE1	2.45	0.49
46:C5:29:GLU:HG3	46:C5:30:VAL:H	1.78	0.49

*Continued on next page...*

*Continued from previous page...*

Atom-1	Atom-2	Interatomic distance (Å)	Clash overlap (Å)
46:C5:36:ALA:HA	46:C5:67:LEU:O	2.12	0.49
1:13:46:G:H2'	1:13:366:C:H5	1.76	0.49
1:13:544:G:OP1	4:3E:59:ARG:NH1	2.41	0.49
2:1E:11:LEU:HG	2:1E:11:LEU:O	2.13	0.49
3:2E:113:ALA:HB3	3:2E:114:PRO:HD3	1.93	0.49
4:3E:92:VAL:HG12	4:3E:96:LEU:HD21	1.95	0.49
8:7E:66:GLY:O	8:7E:76:PRO:HB3	2.12	0.49
9:8E:118:LYS:O	9:8E:119:ALA:HB3	2.13	0.49
16:7I:79:VAL:HG12	16:7I:80:PHE:CD1	2.48	0.49
26:1H:46:C:H5''	26:1H:215:G:H8	1.77	0.49
26:1H:1001:A:C8	26:1H:1002:G:C8	3.00	0.49
26:1H:2243:U:H2'	26:1H:2244:U:C6	2.48	0.49
28:7I:43:VAL:HG13	28:7I:214:VAL:HA	1.94	0.49
31:31:77:ASP:OD1	31:31:77:ASP:N	2.33	0.49
37:78:64:LYS:HA	55:Q8:13:ARG:HB3	1.94	0.49
38:88:140:ALA:HB3	38:88:141:GLN:HA	1.94	0.49
41:B8:108:ARG:HG3	41:B8:109:GLU:H	1.76	0.49
1:1G:328:C:H4'	1:1G:329:A:H5''	1.93	0.49
1:1G:425:G:O3'	4:32:45:GLN:NE2	2.45	0.49
13:4A:13:LYS:HA	13:4A:44:ARG:NH1	2.28	0.49
18:9A:29:PHE:N	18:9A:29:PHE:HD1	2.09	0.49
18:9A:53:ARG:HA	18:9A:56:THR:HG1	1.78	0.49
19:AA:17:GLU:HA	19:AA:20:LEU:HD22	1.94	0.49
26:14:1436:G:O2'	26:14:1477:A:H4'	2.12	0.49
26:14:2461:C:H2'	26:14:2462:U:H6	1.75	0.49
27:1J:88:C:H1'	27:1J:89:G:OP1	2.12	0.49
29:19:89:SER:HB2	29:19:159:ALA:HB2	1.94	0.49
30:29:112:GLY:O	30:29:159:HIS:HA	2.13	0.49
34:69:7:GLU:C	34:69:15:VAL:HG22	2.32	0.49
36:25:102:VAL:HB	36:25:106:LEU:HD12	1.94	0.49
1:13:255:G:H1'	17:8I:16:GLN:OE1	2.12	0.49
3:2E:60:ALA:N	3:2E:63:ASN:OD1	2.44	0.49
4:3E:29:PRO:HA	4:3E:34:GLU:HG3	1.95	0.49
7:6E:111:ARG:HB3	7:6E:111:ARG:HH11	1.77	0.49
26:1H:270(L):U:H3'	26:1H:270(L):U:H6	1.78	0.49
26:1H:445:C:H5''	42:C8:3:ARG:HB3	1.93	0.49
26:1H:818:G:H4'	26:1H:838:C:O3'	2.11	0.49
26:1H:1535:U:OP2	26:1H:1535:U:H6	1.95	0.49
26:1H:2173:A:H8	26:1H:2173:A:OP1	1.95	0.49
26:1H:2182:G:H2'	26:1H:2183:C:C6	2.48	0.49
26:1H:2243:U:O2'	26:1H:2244:U:H5'	2.12	0.49

*Continued on next page...*

*Continued from previous page...*

Atom-1	Atom-2	Interatomic distance (Å)	Clash overlap (Å)
30:21:131:ALA:HB1	61:21:401:HOH:O	2.12	0.49
30:21:201:THR:HG22	30:21:202:LYS:N	2.27	0.49
34:61:127:VAL:HA	34:61:138:ILE:O	2.12	0.49
46:G8:101:LYS:C	46:G8:102:CYS:SG	2.91	0.49
53:N8:33:CYS:SG	53:N8:40:LYS:HD3	2.52	0.49
1:1G:45:U:H2'	1:1G:46:G:H8	1.76	0.49
1:1G:590:C:H2'	1:1G:591:U:H6	1.77	0.49
1:1G:868:C:H2'	1:1G:869:G:O4'	2.13	0.49
1:1G:1106:G:H2'	1:1G:1107:C:H6	1.78	0.49
8:72:20:TYR:OH	8:72:75:ARG:HB3	2.13	0.49
8:72:110:ALA:O	8:72:121:ASP:N	2.45	0.49
9:82:9:ARG:O	9:82:104:ARG:HD2	2.13	0.49
11:2A:79:SER:OG	11:2A:106:LYS:HG3	2.13	0.49
16:7A:22:THR:HA	16:7A:33:ILE:HG13	1.94	0.49
26:14:990:A:H5'	26:14:990:A:C8	2.42	0.49
26:14:1543:A:H4'	26:14:1543:A:OP1	2.13	0.49
26:14:1753:G:N1	26:14:1756:G:C2	2.81	0.49
26:14:1871:A:H2'	26:14:1872:A:C8	2.47	0.49
27:1J:93:C:H2'	27:1J:94:C:C6	2.48	0.49
30:29:25:VAL:O	30:29:26:ILE:HG12	2.12	0.49
38:45:58:PHE:HB3	38:45:113:GLN:NE2	2.27	0.49
1:13:61:G:H2'	1:13:62:U:O4'	2.11	0.49
4:3E:194:LEU:HD12	4:3E:195:ALA:N	2.28	0.49
26:1H:273(C):C:H42	26:1H:363(C):G:H1	1.59	0.49
26:1H:492:A:H2'	26:1H:493:G:O4'	2.13	0.49
26:1H:511:U:C5	26:1H:512:G:C5	3.00	0.49
26:1H:511:U:H5''	26:1H:512:G:OP2	2.13	0.49
26:1H:775:G:C4	26:1H:794:G:C8	3.00	0.49
26:1H:1142(A):A:H4'	35:58:25:ARG:HH22	1.78	0.49
26:1H:1955:U:OP2	61:1H:3568:HOH:O	2.19	0.49
26:1H:2323:G:H2'	26:1H:2324:C:O4'	2.12	0.49
32:41:66:GLN:HA	52:M8:6:HIS:HE1	1.78	0.49
34:61:4:ILE:HG12	34:61:18:VAL:HG22	1.94	0.49
37:78:80:TYR:CE2	37:78:111:ARG:HD3	2.48	0.49
49:J8:80:LEU:C	49:J8:81:LYS:HD2	2.33	0.49
52:M8:37:SER:OG	52:M8:42:PHE:O	2.20	0.49
1:1G:565:U:H3'	1:1G:566:G:H2'	1.94	0.49
1:1G:957:U:O2'	1:1G:959:A:N7	2.34	0.49
1:1G:963:G:H21	10:1A:55:LYS:CE	2.25	0.49
1:1G:998(A):C:N3	1:1G:1042:G:N2	2.46	0.49
1:1G:1053:G:O2'	1:1G:1199:U:OP2	2.28	0.49

*Continued on next page...*

*Continued from previous page...*

Atom-1	Atom-2	Interatomic distance (Å)	Clash overlap (Å)
1:1G:1347:G:O2'	1:1G:1373:G:O6	2.27	0.49
11:2A:109:VAL:HG12	18:9A:86:VAL:HG13	1.93	0.49
26:14:483:A:H4'	46:C5:49:VAL:HA	1.95	0.49
26:14:520:G:H2'	26:14:521:G:H8	1.78	0.49
26:14:1022:G:N2	26:14:1142(A):A:C2	2.80	0.49
26:14:1042:G:H2'	26:14:1043:C:O4'	2.11	0.49
26:14:1107:G:H2'	26:14:1108:U:H5'	1.94	0.49
26:14:2418:A:OP1	55:M5:29:LYS:NZ	2.46	0.49
27:1J:7:G:H4'	40:65:29:PHE:CD2	2.47	0.49
27:1J:17:C:H2'	27:1J:18:G:O4'	2.12	0.49
29:19:175:LEU:HD11	29:19:185:VAL:HG21	1.94	0.49
32:49:117:PHE:CG	32:49:117:PHE:O	2.65	0.49
33:59:64:LEU:O	33:59:68:THR:OG1	2.30	0.49
38:45:22:LYS:N	38:45:23:GLY:HA3	2.28	0.49
45:B5:67:GLY:C	45:B5:69:TYR:H	2.15	0.49
48:E5:48:GLY:HA3	48:E5:80:HIS:ND1	2.27	0.49
1:13:375:U:C4	1:13:376:G:N7	2.81	0.49
1:13:481:G:O2'	1:13:483:C:N4	2.41	0.49
1:13:1106:G:C4	1:13:1107:C:C5	3.01	0.49
4:3E:155:LEU:O	4:3E:157:LEU:N	2.46	0.49
4:3E:167:GLY:HA2	29:19:135:PHE:HZ	1.76	0.49
26:1H:142:G:O3'	45:F8:35:THR:HG21	2.13	0.49
26:1H:242:G:H5''	55:Q8:64:TYR:CE2	2.48	0.49
26:1H:860:U:C5	26:1H:917:A:H2	2.30	0.49
26:1H:996:A:OP2	42:C8:92:ARG:NH2	2.46	0.49
26:1H:1385:G:H4'	26:1H:1386:C:OP1	2.13	0.49
26:1H:2210:G:H3'	26:1H:2211:G:C5	2.48	0.49
26:1H:2364:C:H4'	48:I8:56:ASP:OD1	2.13	0.49
46:G8:34:LYS:HD3	46:G8:36:ALA:HB2	1.95	0.49
1:1G:540:G:H2'	1:1G:541:G:O4'	2.12	0.49
1:1G:1149:C:H2'	1:1G:1150:U:H6	1.78	0.49
26:14:527:C:OP2	26:14:2779:U:H5	1.96	0.49
26:14:1021:A:H3'	26:14:1021:A:C8	2.48	0.49
26:14:1115:G:C6	26:14:1116:C:C4	3.01	0.49
26:14:1161:C:H1'	43:95:8:GLY:O	2.12	0.49
26:14:2177:C:H4'	28:79:44:HIS:HB2	1.95	0.49
26:14:2212:A:H1'	26:14:2215:G:C6	2.48	0.49
26:14:2272:U:H5''	26:14:2273:A:OP1	2.13	0.49
42:85:68:ALA:O	42:85:71:GLN:HB2	2.13	0.49
42:85:110:VAL:O	42:85:113:ALA:HB3	2.13	0.49
1:13:245:C:C2	1:13:284:G:C2	3.01	0.49

*Continued on next page...*



*Continued from previous page...*

Atom-1	Atom-2	Interatomic distance (Å)	Clash overlap (Å)
1:13:265:G:N2	1:13:267:C:H5'	2.28	0.49
1:13:537:G:N7	61:13:1823:HOH:O	2.35	0.49
1:13:757:U:H2'	1:13:758:G:O4'	2.13	0.49
1:13:1127:G:N7	1:13:1128:C:N4	2.61	0.49
10:1I:22:LYS:NZ	10:1I:90:LEU:HB2	2.27	0.49
12:3I:76:ASN:ND2	12:3I:108:ALA:HB2	2.28	0.49
26:1H:1249:U:P	61:1H:3515:HOH:O	2.67	0.49
26:1H:2162:G:H3'	26:1H:2163:C:C6	2.48	0.49
33:51:137:ASP:OD1	33:51:138:LYS:N	2.37	0.49
38:88:20:ALA:HB1	38:88:99:PRO:HB2	1.94	0.49
47:H8:113:ALA:N	47:H8:114:GLY:HA2	2.28	0.49
1:1G:681:C:H2'	1:1G:682:G:C8	2.47	0.49
1:1G:980:C:H3'	1:1G:981:U:H6	1.76	0.49
1:1G:1104:G:H4'	2:12:111:ARG:NE	2.25	0.49
1:1G:1177:G:H8	1:1G:1177:G:OP2	1.96	0.49
5:42:94:ALA:HB2	5:42:119:LEU:HG	1.95	0.49
12:3A:32:PHE:HE1	12:3A:86:ARG:HG3	1.78	0.49
12:3A:49:ASN:ND2	12:3A:92:ASP:OD2	2.46	0.49
13:4A:29:ARG:HD3	13:4A:64:TRP:CZ2	2.48	0.49
14:5A:37:PHE:CE1	14:5A:53:LEU:HD13	2.48	0.49
15:6A:26:GLU:OE2	15:6A:77:ARG:NH1	2.37	0.49
26:14:864:G:H8	26:14:864:G:O5'	1.96	0.49
26:14:1112:G:H2'	26:14:1113:U:C6	2.48	0.49
26:14:1607:C:H4'	26:14:1608:A:O5'	2.13	0.49
26:14:1750:G:N3	26:14:2860:A:H2	2.11	0.49
26:14:2654:A:H8	26:14:2654:A:OP1	1.96	0.49
30:29:41:LYS:HG3	30:29:42:ASP:N	2.28	0.49
30:29:47:VAL:HG12	30:29:49:LEU:HG	1.95	0.49
33:59:54:ARG:NE	33:59:56:SER:O	2.44	0.49
46:C5:43:ASN:HB3	46:C5:64:GLU:HA	1.94	0.49
46:C5:82:PRO:CB	46:C5:97:ARG:HB3	2.42	0.49
1:13:452:A:N6	1:13:480:U:H3	2.05	0.49
5:4E:106:PRO:O	5:4E:110:LEU:HG	2.12	0.49
8:7E:86:ILE:HG12	8:7E:135:CYS:HA	1.95	0.49
26:1H:1662:C:O2'	26:1H:2687:U:OP1	2.28	0.49
31:31:28:ILE:HG22	31:31:112:MET:HE3	1.94	0.49
32:41:139:LEU:HD13	32:41:146:TYR:HD1	1.77	0.49
34:61:69:LYS:HG3	34:61:136:VAL:HB	1.95	0.49
34:61:99:GLU:O	34:61:102:SER:N	2.44	0.49
35:58:41:ASP:OD1	35:58:41:ASP:N	2.46	0.49
36:68:16:ALA:HB2	36:68:52:VAL:HG21	1.93	0.49

*Continued on next page...*

*Continued from previous page...*

Atom-1	Atom-2	Interatomic distance (Å)	Clash overlap (Å)
47:H8:44:PHE:CD1	47:H8:44:PHE:C	2.87	0.49
1:1G:373:A:H2'	1:1G:374:A:H8	1.78	0.49
1:1G:1048:G:O4'	1:1G:1215:G:H4'	2.12	0.49
1:1G:1124:G:OP2	1:1G:1124:G:H8	1.96	0.49
1:1G:1277:C:H1'	1:1G:1282:C:O2	2.13	0.49
2:12:19:HIS:CE1	2:12:204:ASN:HB3	2.48	0.49
3:22:147:LYS:HB2	3:22:203:PHE:HD2	1.78	0.49
4:32:162:LEU:HD21	4:32:181:MET:HG2	1.94	0.49
13:4A:75:ALA:HA	13:4A:78:ILE:HG12	1.95	0.49
15:6A:81:LEU:O	15:6A:85:LEU:HB2	2.13	0.49
26:14:1808:U:H5''	26:14:1809:A:OP2	2.13	0.49
26:14:2001:A:H2'	26:14:2002:G:C8	2.48	0.49
26:14:2016:U:OP1	61:14:3546:HOH:O	2.20	0.49
26:14:2312:U:OP2	32:49:74:LYS:NZ	2.43	0.49
26:14:2469:A:H2	26:14:2481:G:H21	1.61	0.49
32:49:42:GLY:O	32:49:43:LEU:HD13	2.12	0.49
36:25:63:VAL:HG11	36:25:85:VAL:HG23	1.95	0.49
39:55:38:VAL:HG12	39:55:42:LYS:HD2	1.94	0.49
40:65:27:SER:HA	40:65:88:ASP:HB2	1.94	0.49
46:C5:8:LYS:HZ3	46:C5:95:LYS:HD3	1.77	0.49
1:13:1435:G:H2'	1:13:1436:U:C6	2.48	0.48
6:5E:23:LYS:O	6:5E:27:GLN:HG3	2.13	0.48
26:1H:528:A:C2	26:1H:2043:C:H4'	2.48	0.48
26:1H:1124:C:H2'	26:1H:1125:G:O4'	2.13	0.48
26:1H:1417:C:N3	26:1H:1581:G:N2	2.53	0.48
26:1H:1442:G:H2'	26:1H:1443:G:C8	2.48	0.48
26:1H:1688:U:H2'	26:1H:1698:A:N6	2.28	0.48
26:1H:2788:C:H5'	30:21:61:ARG:NH1	2.28	0.48
28:71:59:ARG:HA	28:71:163:PHE:O	2.11	0.48
29:11:29:PRO:HG2	29:11:30:GLU:OE2	2.13	0.48
48:I8:51:VAL:N	48:I8:62:LEU:HD12	2.28	0.48
1:1G:669:U:H2'	1:1G:670:G:C8	2.48	0.48
1:1G:1023:G:C4	1:1G:1024:G:H1'	2.48	0.48
1:1G:1031:G:N7	1:1G:1032(A):G:N2	2.61	0.48
1:1G:1127:G:H1'	1:1G:1148:U:H3	1.78	0.48
1:1G:1237:C:O2'	1:1G:1300:G:N2	2.31	0.48
1:1G:1321:C:H41	1:1G:1322:C:N4	2.04	0.48
3:22:131:ARG:HH21	3:22:166:GLU:HG2	1.78	0.48
13:4A:37:THR:HG22	13:4A:55:ARG:HE	1.78	0.48
16:7A:2:VAL:HA	16:7A:23:ASP:HA	1.95	0.48
56:1L:42:A:H2'	56:1L:43:U:C6	2.48	0.48

*Continued on next page...*

*Continued from previous page...*

Atom-1	Atom-2	Interatomic distance (Å)	Clash overlap (Å)
23:2L:8:4SU:O5'	23:2L:8:4SU:H6	2.13	0.48
57:3L:21:A:H2'	57:3L:21:A:N3	2.27	0.48
26:14:94:G:N2	50:G5:47:ASN:HD22	2.11	0.48
26:14:433:C:C4	26:14:434:U:O4	2.66	0.48
26:14:482:A:H5''	26:14:483:A:OP1	2.13	0.48
26:14:2126:A:N1	26:14:2163:C:H1'	2.28	0.48
26:14:2820:A:C5	39:55:4:LEU:HD11	2.48	0.48
27:1J:118:G:C5	27:1J:119:A:N7	2.80	0.48
34:69:81:VAL:HG12	34:69:143:SER:HB2	1.94	0.48
38:45:25:ASP:HA	38:45:67:ARG:HH12	1.76	0.48
46:C5:17:SER:HB2	46:C5:71:LYS:CE	2.43	0.48
46:C5:60:PHE:CD1	46:C5:60:PHE:N	2.81	0.48
47:D5:24:LEU:HD12	47:D5:25:PRO:O	2.13	0.48
1:13:173:U:H5''	1:13:197:A:O4'	2.13	0.48
1:13:963:G:N2	10:1I:55:LYS:NZ	2.60	0.48
1:13:1072:G:C5	1:13:1073:U:C4	3.01	0.48
19:AI:5:LEU:HD12	19:AI:9:VAL:N	2.27	0.48
23:2K:32:G:H2'	23:2K:33:OMC:H6	1.78	0.48
26:1H:287:C:H2'	26:1H:288:C:C6	2.45	0.48
26:1H:1022:G:O6	35:58:66:LYS:NZ	2.45	0.48
26:1H:1528:A:C6	26:1H:1545:A:N1	2.82	0.48
27:16:78:A:C2	27:16:99:A:C4	3.01	0.48
31:31:107:LYS:HD2	31:31:207:GLY:H	1.77	0.48
37:78:91:PHE:O	37:78:123:LEU:HD11	2.13	0.48
45:F8:26:TYR:O	45:F8:81:VAL:HG12	2.14	0.48
1:1G:166:G:H2'	1:1G:167:G:H8	1.78	0.48
1:1G:588:G:H1	1:1G:651:C:H42	1.61	0.48
1:1G:801:U:H2'	1:1G:802:A:C8	2.48	0.48
1:1G:1145:C:H5''	1:1G:1146:A:OP1	2.12	0.48
1:1G:1254:C:H42	1:1G:1283:G:H1	1.61	0.48
1:1G:1344:C:H5''	9:82:120:ARG:O	2.12	0.48
6:52:97:PHE:HD1	18:9A:31:LEU:HD21	1.78	0.48
19:AA:17:GLU:O	19:AA:20:LEU:HB2	2.13	0.48
57:3L:37:A:H2'	57:3L:38:A:C8	2.48	0.48
26:14:139:G:N2	26:14:1596:A:H4'	2.28	0.48
26:14:362:U:H5'	26:14:363:G:OP2	2.12	0.48
26:14:586:A:N1	26:14:809:G:O2'	2.40	0.48
26:14:823:G:H2'	26:14:824:A:C8	2.48	0.48
26:14:1106:G:C8	26:14:1107:G:C8	3.01	0.48
26:14:1665:A:H2'	26:14:1666:G:O4'	2.13	0.48
26:14:1788:C:H2'	26:14:1789:A:H8	1.78	0.48

*Continued on next page...*

*Continued from previous page...*

Atom-1	Atom-2	Interatomic distance (Å)	Clash overlap (Å)
26:14:1945:G:H2'	26:14:1946:U:H6	1.78	0.48
26:14:2210:G:H5'	26:14:2211:G:C6	2.48	0.48
29:19:67:PHE:HB3	29:19:153:ALA:H	1.77	0.48
32:49:125:PHE:HB3	32:49:166:ASP:CB	2.41	0.48
34:69:133:HIS:ND1	34:69:134:PRO:HD3	2.28	0.48
1:13:147:G:N2	1:13:175:C:N3	2.49	0.48
4:3E:13:ARG:HD2	4:3E:38:TYR:O	2.13	0.48
4:3E:70:ILE:HG23	4:3E:75:PHE:HB2	1.95	0.48
5:4E:148:VAL:O	5:4E:151:LEU:HB2	2.12	0.48
7:6E:77:SER:OG	7:6E:84:ASN:OD1	2.31	0.48
8:7E:122:ARG:O	8:7E:126:LYS:HG2	2.13	0.48
11:2I:22:HIS:HB3	11:2I:29:ILE:HG23	1.96	0.48
11:2I:73:MET:HE1	11:2I:102:GLY:HA3	1.95	0.48
26:1H:433:C:H2'	26:1H:434:U:C6	2.48	0.48
26:1H:493:G:H2'	26:1H:494:G:O4'	2.13	0.48
26:1H:870:A:OP1	38:88:6:ARG:NH2	2.46	0.48
26:1H:1176:G:C8	26:1H:1177:A:N6	2.81	0.48
26:1H:1533:C:H3'	26:1H:1534:G:C5'	2.43	0.48
26:1H:1665:A:N7	61:1H:3632:HOH:O	2.35	0.48
26:1H:1991:U:H2'	26:1H:1992:G:H5''	1.95	0.48
26:1H:2152:G:N2	26:1H:2153:G:O6	2.47	0.48
27:16:29:A:H5''	27:16:30:C:OP2	2.14	0.48
28:71:47:LEU:HD11	28:71:171:ILE:HB	1.95	0.48
31:31:12:LEU:HD13	31:31:124:LEU:HD11	1.95	0.48
1:1G:664:G:H22	1:1G:741:G:H1	1.61	0.48
1:1G:1015:A:H2'	1:1G:1016:A:C8	2.48	0.48
1:1G:1342:C:H1'	9:82:124:GLN:OE1	2.13	0.48
1:1G:1478:C:H2'	1:1G:1479:C:H6	1.78	0.48
2:12:159:PRO:HB2	2:12:161:ALA:O	2.13	0.48
26:14:824:A:H1'	26:14:2358:G:N7	2.28	0.48
26:14:2877:G:H2'	26:14:2878:U:O4'	2.13	0.48
29:19:184:LYS:HG3	29:19:269:PHE:O	2.13	0.48
30:29:4:ILE:HD12	30:29:28:ALA:HB1	1.95	0.48
33:59:58:GLU:HB2	33:59:61:HIS:CD2	2.48	0.48
40:65:34:HIS:CG	40:65:54:LEU:HB2	2.48	0.48
1:13:32:A:C2	1:13:33:A:C4	3.02	0.48
1:13:191(E):G:H2'	1:13:191(F):U:C6	2.48	0.48
6:5E:44:GLY:HA2	6:5E:59:TYR:CE2	2.48	0.48
7:6E:66:VAL:O	7:6E:70:LYS:HG3	2.13	0.48
7:6E:77:SER:HB2	24:3K:33:U:OP1	2.13	0.48
10:1I:26:ALA:O	10:1I:84:GLN:NE2	2.41	0.48

*Continued on next page...*

*Continued from previous page...*

Atom-1	Atom-2	Interatomic distance (Å)	Clash overlap (Å)
11:2I:109:VAL:HG11	18:9I:84:LYS:HD3	1.95	0.48
16:7I:71:ARG:HA	16:7I:74:LEU:HD12	1.95	0.48
23:2K:53:G:C6	23:2K:54:G:N7	2.81	0.48
26:1H:721:C:H2'	26:1H:722:A:H8	1.78	0.48
26:1H:754:C:H2'	26:1H:755:C:C6	2.46	0.48
26:1H:1797:C:O2'	29:11:259:THR:OG1	2.28	0.48
26:1H:1800:C:H5''	29:11:147:LEU:HD21	1.96	0.48
26:1H:2210:G:H4'	26:1H:2211:G:OP2	2.12	0.48
26:1H:2505:G:O2'	26:1H:2506:U:H5'	2.13	0.48
26:1H:2785:C:H2'	26:1H:2786:U:O4'	2.13	0.48
28:7I:6:ARG:O	28:7I:10:LEU:HD22	2.14	0.48
28:7I:22:ILE:HG23	28:7I:189:ILE:HB	1.94	0.48
35:58:60:ILE:H	35:58:60:ILE:HG12	1.43	0.48
1:1G:598:U:H2'	1:1G:599:C:H6	1.77	0.48
1:1G:1085:U:H5'	1:1G:1094:G:N2	2.28	0.48
1:1G:1521:G:H2'	1:1G:1522:U:C6	2.48	0.48
2:12:21:ARG:HG2	2:12:22:LYS:H	1.79	0.48
2:12:223:ILE:HA	2:12:224:GLN:CG	2.42	0.48
3:22:175:LEU:H	3:22:175:LEU:HD12	1.79	0.48
6:52:19:LEU:O	6:52:23:LYS:HG2	2.14	0.48
26:14:634:C:H2'	26:14:635:C:H6	1.78	0.48
26:14:1159:U:H2'	26:14:1160:G:C8	2.46	0.48
26:14:1567:A:O2'	29:19:63:ARG:NH2	2.45	0.48
26:14:2129:C:H3'	26:14:2130:U:C6	2.47	0.48
26:14:2319:G:C2	26:14:2320:A:N6	2.82	0.48
30:29:54:GLN:N	30:29:74:PRO:HA	2.26	0.48
31:39:32:LEU:HD23	31:39:32:LEU:O	2.13	0.48
32:49:139:LEU:HA	32:49:144:ILE:HG21	1.96	0.48
1:13:234:C:H2'	1:13:235:C:C6	2.48	0.48
1:13:726:C:C2	1:13:727:G:C8	3.02	0.48
3:2E:150:LYS:HD2	3:2E:167:TRP:HE1	1.79	0.48
5:4E:87:SER:HB3	5:4E:125:SER:O	2.14	0.48
13:4I:87:TYR:O	13:4I:90:LEU:N	2.40	0.48
26:1H:1045:A:OP1	26:1H:1046:A:H3'	2.14	0.48
26:1H:1443:G:C2	26:1H:1549:C:N3	2.82	0.48
26:1H:1551:C:C2	26:1H:1552:G:C8	3.02	0.48
26:1H:2134:A:C8	26:1H:2158:A:H2	2.32	0.48
26:1H:2820:A:C5	39:98:4:LEU:HD11	2.48	0.48
30:21:20:ALA:O	30:21:21:VAL:HG22	2.13	0.48
41:B8:105:LEU:HB3	41:B8:110:ILE:HG22	1.95	0.48
41:B8:108:ARG:HA	41:B8:111:ARG:CZ	2.43	0.48

*Continued on next page...*

*Continued from previous page...*

Atom-1	Atom-2	Interatomic distance (Å)	Clash overlap (Å)
46:G8:30:VAL:O	46:G8:32:PRO:HD3	2.12	0.48
50:K8:42:GLY:C	50:K8:44:LEU:N	2.67	0.48
1:1G:455:C:O5'	1:1G:455:C:H6	1.95	0.48
1:1G:1327:C:H2'	1:1G:1328:C:C6	2.49	0.48
2:12:16:HIS:C	2:12:17:PHE:HD1	2.17	0.48
2:12:150:SER:OG	2:12:151:GLY:N	2.46	0.48
4:32:85:LYS:HD3	4:32:86:LYS:H	1.79	0.48
6:52:44:GLY:HA2	6:52:59:TYR:CZ	2.48	0.48
9:82:46:ALA:HA	9:82:78:LYS:HB2	1.96	0.48
11:2A:85:ARG:HD3	11:2A:113:PRO:HD3	1.95	0.48
12:3A:84:LEU:HD12	12:3A:104:VAL:HB	1.96	0.48
20:BA:54:LYS:HA	20:BA:57:ARG:HH21	1.79	0.48
56:1L:9:A:H1'	56:1L:45:G:H1'	1.96	0.48
26:14:338:G:O6	61:14:3543:HOH:O	2.20	0.48
26:14:524:U:H2'	26:14:525:U:C6	2.48	0.48
26:14:1008:C:H4'	42:85:59:ARG:HH12	1.79	0.48
26:14:2495:G:O3'	38:45:81:VAL:HG12	2.13	0.48
27:1J:44:G:OP1	32:49:98:ARG:NH2	2.47	0.48
46:C5:82:PRO:HA	46:C5:99:CYS:HB2	1.96	0.48
1:13:341:C:H42	1:13:348:G:H1	1.61	0.48
1:13:498:A:H4'	1:13:500:G:OP1	2.14	0.48
1:13:738:C:H2'	1:13:739:C:H6	1.78	0.48
1:13:942:G:C2	1:13:943:U:C6	3.02	0.48
1:13:1190:G:OP1	3:2E:5:ILE:HG23	2.14	0.48
1:13:1323:G:H2'	1:13:1324:A:H8	1.77	0.48
1:13:1502:A:H2	1:13:1505:G:N1	2.05	0.48
7:6E:150:ALA:HB2	11:2I:50:TYR:OH	2.12	0.48
8:7E:32:LYS:O	8:7E:36:LEU:HD12	2.13	0.48
22:1K:9:A:H5''	22:1K:47:U:C6	2.49	0.48
26:1H:880:G:O2'	26:1H:881:G:OP1	2.29	0.48
26:1H:1678:G:N2	26:1H:1989:G:N2	2.60	0.48
26:1H:2745:C:O2'	33:51:139:GLN:O	2.31	0.48
26:1H:2791:C:N4	26:1H:2792:G:O6	2.46	0.48
27:16:11:C:O5'	27:16:12:C:H5	1.97	0.48
29:11:75:ILE:HG21	29:11:99:ASP:OD2	2.13	0.48
31:31:39:TRP:O	31:31:43:LYS:HG2	2.13	0.48
37:78:121:LYS:O	37:78:123:LEU:N	2.46	0.48
38:88:12:GLN:HG2	38:88:73:PRO:HG2	1.96	0.48
39:98:10:LEU:O	39:98:12:ARG:N	2.45	0.48
51:L8:50:VAL:HG23	51:L8:54:VAL:HB	1.95	0.48
1:1G:1240:U:OP2	7:62:116:ALA:N	2.45	0.48

*Continued on next page...*

*Continued from previous page...*

Atom-1	Atom-2	Interatomic distance (Å)	Clash overlap (Å)
1:1G:1320:C:H2'	1:1G:1321:C:H6	1.79	0.48
1:1G:1354:C:O5'	1:1G:1354:C:H6	1.96	0.48
1:1G:1466:C:H2'	1:1G:1467:G:O4'	2.12	0.48
2:12:127:ILE:HG12	2:12:130:ARG:NE	2.29	0.48
4:32:28:SER:HB2	4:32:29:PRO:HA	1.95	0.48
8:72:44:PHE:HA	8:72:79:VAL:CG1	2.43	0.48
13:4A:15:VAL:HG12	13:4A:45:VAL:HG22	1.95	0.48
13:4A:82:MET:HE2	13:4A:93:ARG:HD2	1.95	0.48
15:6A:6:GLU:OE1	15:6A:6:GLU:N	2.45	0.48
26:14:151:C:O2'	26:14:152:G:H5'	2.14	0.48
26:14:270(M):U:H5''	26:14:270(N):G:OP1	2.13	0.48
26:14:492:A:H8	26:14:492:A:O5'	1.97	0.48
26:14:546:C:H2'	26:14:547:A:C8	2.48	0.48
26:14:856:C:N4	26:14:857:C:H41	2.12	0.48
26:14:1839:G:C8	26:14:1927:A:H1'	2.48	0.48
26:14:2257:U:O2'	26:14:2258:C:H5'	2.13	0.48
26:14:2275:C:O2	38:45:83:MET:HG3	2.14	0.48
26:14:2535:G:H2'	26:14:2536:G:H8	1.78	0.48
26:14:2779:U:H4'	26:14:2780:G:H5''	1.95	0.48
26:14:2832:U:H3'	26:14:2833:G:H8	1.78	0.48
31:39:164:ARG:O	31:39:167:ALA:HB3	2.13	0.48
37:35:94:GLU:HB2	37:35:124:LYS:HB3	1.95	0.48
1:13:42:G:O2'	1:13:622:A:N1	2.40	0.48
1:13:976:G:H5'	1:13:1358:U:O2'	2.13	0.48
4:3E:164:ALA:O	4:3E:168:ARG:NE	2.46	0.48
11:2I:69:ALA:HB1	11:2I:73:MET:HE2	1.95	0.48
13:4I:11:ARG:HG3	13:4I:12:ASN:N	2.29	0.48
20:BI:75:ASN:O	20:BI:79:ARG:HB2	2.14	0.48
26:1H:250:G:H2'	26:1H:251:A:C8	2.49	0.48
26:1H:1260:G:C6	26:1H:1261:C:C4	3.02	0.48
26:1H:1354:A:H2'	26:1H:1355:G:O4'	2.14	0.48
33:51:27:LYS:HA	33:51:32:GLU:HA	1.95	0.48
34:61:68:LEU:HA	34:61:71:ILE:CG2	2.43	0.48
35:58:127:ASP:OD1	35:58:127:ASP:N	2.45	0.48
38:88:77:LYS:HE3	38:88:84:GLY:O	2.13	0.48
40:A8:78:LEU:HD12	40:A8:108:GLY:HA2	1.96	0.48
1:1G:452:A:O2'	1:1G:453:A:O4'	2.29	0.48
1:1G:1068:G:N7	1:1G:1094:G:C8	2.82	0.48
1:1G:1258:G:H2'	1:1G:1259:C:C6	2.48	0.48
1:1G:1322:C:O2'	1:1G:1323:G:H5'	2.13	0.48
4:32:31:CYS:CB	4:32:33:MET:H	2.26	0.48

*Continued on next page...*

*Continued from previous page...*

Atom-1	Atom-2	Interatomic distance (Å)	Clash overlap (Å)
4:32:173:TRP:HA	4:32:187:ARG:HG3	1.96	0.48
23:2L:52:C:H2'	23:2L:53:G:H8	1.79	0.48
57:3L:55:PSU:N3	57:3L:57:G:H3'	2.29	0.48
26:14:565:C:H4'	26:14:1253:A:C6	2.49	0.48
26:14:656:G:H2'	26:14:657:U:O4'	2.14	0.48
26:14:1358:G:O2'	26:14:1359:A:H5''	2.13	0.48
26:14:1366:A:H2'	26:14:1367:A:O4'	2.12	0.48
26:14:1538:G:H2'	26:14:1539:G:H8	1.78	0.48
26:14:1771:C:H1'	26:14:1786:A:C8	2.48	0.48
26:14:2101:G:H2'	26:14:2102:U:O4'	2.14	0.48
30:29:36:ARG:NH1	30:29:85:ASN:OD1	2.47	0.48
31:39:183:VAL:O	31:39:187:VAL:HG23	2.13	0.48
37:35:47:ASP:HB3	37:35:49:ARG:N	2.29	0.48
49:F5:87:PRO:HA	49:F5:90:ILE:CG2	2.43	0.48
50:G5:21:LEU:O	50:G5:25:VAL:HG22	2.13	0.48
51:H5:12:PRO:HB2	51:H5:20:LYS:HD3	1.95	0.48
1:13:738:C:H5''	6:5E:69:GLU:HB2	1.96	0.48
1:13:963:G:C2	10:1I:55:LYS:NZ	2.81	0.48
1:13:1128:C:H2'	1:13:1139:G:C6	2.49	0.48
1:13:1207:G:H2'	1:13:1208:C:H6	1.79	0.48
20:BI:63:ILE:HG23	20:BI:77:ALA:HB1	1.96	0.48
26:1H:626:U:O4	37:78:107:LYS:HD3	2.13	0.48
26:1H:900:A:N3	26:1H:901:A:C8	2.81	0.48
26:1H:924:C:H2'	26:1H:925:C:C6	2.48	0.48
26:1H:2145:C:C3'	26:1H:2146:C:H5'	2.44	0.48
33:51:77:LYS:HE2	33:51:138:LYS:HD2	1.95	0.48
39:98:67:LEU:HD22	39:98:76:VAL:HG21	1.95	0.48
47:H8:128:VAL:HB	47:H8:161:VAL:HG12	1.96	0.48
49:J8:12:PRO:HG3	49:J8:43:TYR:HD1	1.79	0.48
50:K8:64:LEU:HD22	50:K8:68:ARG:HD2	1.96	0.48
1:1G:41:G:H2'	1:1G:42:G:C8	2.48	0.48
1:1G:491:G:H2'	1:1G:492:G:O4'	2.14	0.48
1:1G:562:C:H1'	12:3A:15:ARG:HD2	1.95	0.48
1:1G:1198:G:H2'	1:1G:1199:U:O4'	2.13	0.48
1:1G:1349:A:H2'	1:1G:1350:A:O4'	2.13	0.48
4:32:112:VAL:HG12	4:32:116:GLN:OE1	2.13	0.48
4:32:168:ARG:HH11	4:32:168:ARG:CA	2.24	0.48
7:62:65:ALA:HB3	7:62:124:LEU:HD23	1.94	0.48
26:14:1657:C:H2'	26:14:1658:C:H6	1.78	0.48
26:14:1789:A:H2'	26:14:1790:C:O4'	2.13	0.48
26:14:2786:U:O2	30:29:62:PRO:HB3	2.14	0.48

*Continued on next page...*



*Continued from previous page...*

Atom-1	Atom-2	Interatomic distance (Å)	Clash overlap (Å)
29:19:11:PRO:O	29:19:12:SER:OG	2.29	0.48
41:75:8:LYS:HA	41:75:8:LYS:HZ2	1.77	0.48
1:13:403:C:H4'	4:3E:122:ARG:NH1	2.29	0.48
1:13:690:G:H22	11:2I:55:LYS:HE2	1.79	0.48
9:8E:70:LYS:O	9:8E:74:ILE:HG13	2.14	0.48
11:2I:91:ARG:NH2	11:2I:110:ASP:OD2	2.46	0.48
14:5I:12:ARG:HG3	14:5I:12:ARG:O	2.14	0.48
19:AI:41:VAL:HG21	19:AI:67:VAL:HG13	1.96	0.48
26:1H:330:A:O2'	26:1H:331:A:C8	2.63	0.48
26:1H:1250:G:OP2	37:78:21:ARG:HD3	2.13	0.48
26:1H:2093:G:C6	26:1H:2225:A:C8	3.01	0.48
26:1H:2510:C:H2'	26:1H:2511:U:H6	1.78	0.48
46:G8:89:PHE:CD1	46:G8:90:LEU:N	2.82	0.48
1:1G:1095:U:H2'	1:1G:1096:C:O4'	2.13	0.48
1:1G:1216:G:H5''	14:5A:5:ALA:HB3	1.96	0.48
2:12:21:ARG:HG2	2:12:22:LYS:N	2.29	0.48
3:22:87:LEU:HD12	3:22:88:ARG:NH2	2.29	0.48
19:AA:66:MET:HA	19:AA:67:VAL:O	2.14	0.48
56:1L:15:G:N2	56:1L:48:C:N3	2.62	0.48
23:2L:24:C:C2	23:2L:25:U:C5	3.02	0.48
26:14:259:G:N2	26:14:621:A:H8	2.03	0.48
26:14:270(L):U:HO2'	26:14:270(N):G:N2	2.11	0.48
26:14:1016:G:H2'	26:14:1017:G:C8	2.47	0.48
26:14:1751:C:O2'	26:14:1752:C:H5'	2.13	0.48
26:14:2137:C:H2'	26:14:2138:C:H6	1.79	0.48
26:14:2693:A:H2'	26:14:2694:G:H8	1.79	0.48
26:14:2878:U:O4	61:14:3545:HOH:O	2.20	0.48
29:19:267:SER:C	29:19:269:PHE:H	2.16	0.48
37:35:84:ASN:H	37:35:84:ASN:ND2	2.12	0.48
41:75:8:LYS:O	41:75:11:GLU:HB2	2.13	0.48
49:F5:73:LEU:HB3	49:F5:90:ILE:HD11	1.96	0.48
50:G5:22:GLU:HG2	50:G5:64:LEU:HD11	1.96	0.48
1:13:123:C:OP1	1:13:312:C:H5'	2.13	0.48
1:13:666:G:H5'	1:13:726:C:H1'	1.95	0.48
1:13:676:A:H5''	11:2I:113:PRO:HB3	1.95	0.48
24:3K:58:A:N3	24:3K:58:A:H2'	2.29	0.48
26:1H:818:G:H5'	26:1H:839:U:OP1	2.13	0.48
26:1H:1443:G:N2	26:1H:1548:C:N3	2.48	0.48
26:1H:1550:C:H2'	26:1H:1551:C:C6	2.47	0.48
26:1H:1930:G:O2'	26:1H:1931:U:OP2	2.32	0.48
26:1H:2062:A:O2'	26:1H:2063:C:O5'	2.26	0.48

*Continued on next page...*

*Continued from previous page...*

Atom-1	Atom-2	Interatomic distance (Å)	Clash overlap (Å)
26:1H:2334:G:H5'	40:A8:9:ARG:HG2	1.95	0.48
26:1H:2599:G:C8	29:11:236:GLY:HA2	2.49	0.48
26:1H:2685:G:OP2	41:B8:51:ARG:NH2	2.46	0.48
28:71:45:ALA:H	28:71:171:ILE:HG21	1.79	0.48
28:71:211:SER:HB2	28:71:223:ARG:HH12	1.79	0.48
34:61:128:LEU:O	34:61:137:PRO:HA	2.14	0.48
36:68:7:TYR:CD1	36:68:20:MET:HE3	2.49	0.48
39:98:65:LEU:HD12	39:98:65:LEU:HA	1.72	0.48
39:98:78:LYS:HE2	39:98:83:ILE:HD11	1.95	0.48
45:F8:49:VAL:HG12	45:F8:50:LYS:N	2.29	0.48
1:1G:1051:C:C4	1:1G:1052:U:C4	3.02	0.48
1:1G:1060:C:H5	3:22:2:GLY:HA3	1.79	0.48
1:1G:1126:U:H1'	1:1G:1127:G:OP1	2.13	0.48
1:1G:1136:U:H5''	1:1G:1137:C:C4	2.49	0.48
2:12:221:LEU:HD23	2:12:221:LEU:HA	1.61	0.48
4:32:88:VAL:HG13	5:42:97:GLY:HA2	1.95	0.48
5:42:51:VAL:HG23	5:42:52:PRO:HD3	1.96	0.48
5:42:106:PRO:O	5:42:110:LEU:HG	2.14	0.48
16:7A:17:TYR:HE2	16:7A:41:PRO:HG3	1.79	0.48
56:1L:69:A:H4'	56:1L:70:C:OP1	2.13	0.48
26:14:13:A:N1	26:14:525:U:H2'	2.29	0.48
26:14:607:U:OP1	31:39:102:PRO:HA	2.14	0.48
27:1J:88:C:H4'	27:1J:89:G:OP2	2.12	0.48
29:19:25:THR:CG2	29:19:82:ILE:H	2.27	0.48
31:39:158:THR:OG1	31:39:159:GLY:N	2.45	0.48
34:69:75:LEU:O	34:69:105:HIS:NE2	2.47	0.48
40:65:10:ARG:O	40:65:14:VAL:HG22	2.13	0.48
44:A5:78:GLU:OE1	44:A5:99:ARG:HD2	2.13	0.48
45:B5:67:GLY:O	45:B5:69:TYR:N	2.45	0.48
1:13:11:G:C5	1:13:12:U:C5	3.02	0.47
1:13:553:A:H5''	12:3I:24:VAL:HG21	1.96	0.47
1:13:666:G:H5''	1:13:732:C:O2	2.14	0.47
1:13:1002:G:C6	1:13:1003:G:C4	3.02	0.47
1:13:1178:G:N2	1:13:1181:G:H8	2.12	0.47
1:13:1240:U:C5	7:6E:32:ARG:HD2	2.48	0.47
1:13:1320:C:O2	19:AI:36:ARG:NH2	2.47	0.47
5:4E:35:GLY:H	5:4E:112:LEU:HD13	1.78	0.47
14:5I:11:LYS:C	14:5I:13:THR:H	2.17	0.47
18:9I:66:LEU:O	18:9I:70:ILE:HG13	2.13	0.47
20:BI:63:ILE:HG21	20:BI:81:LYS:HG3	1.96	0.47
20:BI:75:ASN:N	20:BI:75:ASN:OD1	2.46	0.47

*Continued on next page...*

*Continued from previous page...*

Atom-1	Atom-2	Interatomic distance (Å)	Clash overlap (Å)
26:1H:527:C:N4	26:1H:2777:G:O2'	2.47	0.47
26:1H:765:G:H2'	26:1H:766:C:C6	2.49	0.47
26:1H:1155:A:O2'	26:1H:1156:A:H2'	2.13	0.47
26:1H:1408:C:C2	26:1H:1595:G:N2	2.82	0.47
26:1H:1508:A:H4'	26:1H:1509:C:C1'	2.44	0.47
26:1H:2138:C:N4	26:1H:2139:C:H41	2.12	0.47
30:21:78:LEU:O	30:21:78:LEU:HD13	2.14	0.47
32:41:124:SER:HB2	32:41:131:TYR:CE2	2.48	0.47
34:61:9:LEU:O	34:61:10:GLU:HG3	2.14	0.47
35:58:66:LYS:O	35:58:70:LYS:HB3	2.13	0.47
37:78:59:LEU:HD11	55:Q8:10:ALA:HA	1.96	0.47
42:C8:83:LEU:HD12	42:C8:113:ALA:HB2	1.96	0.47
49:J8:41:ARG:HH11	49:J8:41:ARG:CG	2.25	0.47
1:1G:559:A:H5''	1:1G:560:U:H3'	1.95	0.47
1:1G:625:G:H2'	1:1G:626:U:C6	2.48	0.47
1:1G:1037:C:H2'	1:1G:1038:C:C6	2.47	0.47
2:12:53:ARG:HG2	2:12:199:TYR:CE1	2.49	0.47
2:12:80:ILE:HD11	2:12:215:LEU:HD12	1.95	0.47
3:22:93:LYS:HB2	3:22:93:LYS:HE2	1.69	0.47
10:1A:44:VAL:HG22	10:1A:66:ARG:HE	1.79	0.47
26:14:996:A:H4'	42:85:92:ARG:CZ	2.44	0.47
26:14:1116:C:H2'	26:14:1117:G:C8	2.49	0.47
26:14:2115:G:N2	26:14:2116:G:N7	2.62	0.47
26:14:2747:G:O6	26:14:2754:U:H3'	2.14	0.47
26:14:2776:A:H4'	26:14:2777:G:H5''	1.95	0.47
31:39:18:ARG:HG2	31:39:19:GLU:H	1.78	0.47
36:25:68:GLU:HA	36:25:78:ARG:HB3	1.96	0.47
40:65:35:ILE:HB	40:65:97:ARG:NH2	2.29	0.47
50:G5:17:SER:HB3	50:G5:18:PRO:CD	2.44	0.47
1:13:37:U:H2'	1:13:38:G:H8	1.77	0.47
1:13:1203:C:H2'	1:13:1204:A:O4'	2.14	0.47
5:4E:11:ILE:HG12	5:4E:31:LEU:HB3	1.95	0.47
9:8E:28:VAL:HA	9:8E:63:ILE:O	2.14	0.47
17:8I:65:ILE:HB	17:8I:69:LYS:HB3	1.95	0.47
26:1H:635:C:O2'	26:1H:639:U:OP1	2.28	0.47
26:1H:1025:G:C4	26:1H:1135:C:H1'	2.48	0.47
26:1H:1468:C:H2'	26:1H:1469:A:H8	1.79	0.47
26:1H:2470:G:H5'	38:88:56:ARG:HH22	1.79	0.47
26:1H:2591:C:H2'	26:1H:2592:G:C8	2.49	0.47
34:61:9:LEU:HD21	34:61:35:LEU:HD23	1.95	0.47
47:H8:6:LYS:HE3	47:H8:8:TYR:CE1	2.49	0.47

*Continued on next page...*

*Continued from previous page...*

Atom-1	Atom-2	Interatomic distance (Å)	Clash overlap (Å)
51:L8:8:LEU:HD22	51:L8:31:LEU:HD22	1.96	0.47
52:M8:15:ILE:HD12	52:M8:16:CYS:O	2.14	0.47
1:1G:107:G:H2'	1:1G:108:G:O4'	2.13	0.47
1:1G:1324:A:H2'	1:1G:1325:C:H6	1.79	0.47
1:1G:1459:C:H2'	1:1G:1460:A:O4'	2.14	0.47
8:72:69:ARG:HB2	8:72:69:ARG:HH11	1.79	0.47
16:7A:9:PHE:HB2	16:7A:16:HIS:O	2.15	0.47
23:2L:44:A:H2'	23:2L:45:A:C8	2.48	0.47
26:14:17:G:H2'	26:14:18:C:H6	1.79	0.47
26:14:67:U:H2'	26:14:68:G:H8	1.79	0.47
26:14:120:U:OP2	61:14:3540:HOH:O	2.19	0.47
26:14:196:A:OP2	37:35:46:LYS:NZ	2.47	0.47
26:14:234:C:H2'	26:14:235:U:C6	2.49	0.47
26:14:265:A:H8	26:14:266:G:H1'	1.80	0.47
26:14:443:A:H1'	26:14:1201:C:O4'	2.13	0.47
26:14:925:C:H2'	26:14:926:A:C8	2.48	0.47
26:14:1226:G:H5'	43:95:85:LYS:N	2.29	0.47
26:14:1570:A:H5'	29:19:37:LEU:HG	1.95	0.47
26:14:1729:A:C2	26:14:1730:U:H5	2.32	0.47
26:14:2305:A:H2'	26:14:2306:C:O4'	2.14	0.47
26:14:2611:U:O4	53:J5:3:LYS:HG3	2.14	0.47
30:29:65:GLY:O	30:29:68:ALA:HB2	2.14	0.47
37:35:93:GLY:H	37:35:123:LEU:HD22	1.78	0.47
38:45:81:VAL:O	38:45:82:ARG:NE	2.47	0.47
1:13:221:C:H2'	1:13:222:U:C6	2.48	0.47
4:3E:85:LYS:HB2	4:3E:85:LYS:HE3	1.59	0.47
14:5I:3:ARG:O	14:5I:6:LEU:N	2.47	0.47
16:7I:72:ARG:HD3	16:7I:73:LEU:HG	1.96	0.47
24:3K:19:G:H1'	24:3K:57:G:N2	2.27	0.47
26:1H:56:A:C2	26:1H:57:C:C2	3.03	0.47
26:1H:68:G:H2'	26:1H:69:C:C6	2.49	0.47
26:1H:552:G:H2'	26:1H:553:U:O4'	2.14	0.47
26:1H:628:G:H2'	26:1H:629:G:C8	2.50	0.47
26:1H:1324:G:N2	26:1H:1331:A:C4	2.81	0.47
26:1H:1417:C:H2'	26:1H:1418:G:O4'	2.14	0.47
26:1H:2040:C:H2'	26:1H:2041:U:O4'	2.15	0.47
26:1H:2375:G:N7	61:1H:3633:HOH:O	2.35	0.47
27:16:0:A:H8	27:16:0:A:OP2	1.97	0.47
32:41:83:ARG:HA	32:41:83:ARG:HD3	1.54	0.47
35:58:128:HIS:HB2	35:58:129:PRO:HD2	1.96	0.47
37:78:94:GLU:OE2	37:78:124:LYS:HD3	2.14	0.47

*Continued on next page...*

*Continued from previous page...*

Atom-1	Atom-2	Interatomic distance (Å)	Clash overlap (Å)
44:E8:28:SER:OG	44:E8:31:GLU:HG2	2.14	0.47
53:N8:37:LYS:HZ3	53:N8:38:ALA:N	2.11	0.47
1:1G:353:A:H5'	1:1G:353:A:H8	1.79	0.47
3:22:119:ARG:NH1	3:22:140:ARG:HG2	2.28	0.47
5:42:67:VAL:HG21	5:42:140:ARG:HA	1.96	0.47
12:3A:117:ARG:NH2	12:3A:124:LYS:HD2	2.29	0.47
13:4A:60:VAL:O	13:4A:63:THR:HG22	2.13	0.47
26:14:330:A:H2	26:14:1210:A:HO2'	1.63	0.47
26:14:732:C:OP2	61:14:3548:HOH:O	2.20	0.47
27:1J:13:A:H2'	27:1J:70:C:O2'	2.14	0.47
32:49:51:ARG:HG2	32:49:54:GLU:OE2	2.15	0.47
33:59:68:THR:O	33:59:71:LEU:HB2	2.14	0.47
37:35:55:ARG:HG2	37:35:56:SER:N	2.27	0.47
1:13:103:C:C2	1:13:104:G:C8	3.02	0.47
1:13:1177:G:H5'	9:8E:97:LYS:NZ	2.30	0.47
5:4E:15:ARG:NE	5:4E:26:PHE:CE2	2.80	0.47
10:1I:77:PRO:HB2	10:1I:79:ARG:NH1	2.29	0.47
22:1K:56:C:N4	26:1H:897:C:O2'	2.48	0.47
26:1H:50:U:H3'	26:1H:51:G:C5'	2.45	0.47
26:1H:686:G:H4'	26:1H:687:C:OP2	2.14	0.47
29:11:39:LYS:HG3	29:11:40:THR:H	1.79	0.47
29:11:272:ALA:HB1	29:11:273:ARG:H	1.49	0.47
30:21:1:MET:N	30:21:83:ASP:O	2.36	0.47
32:41:145:THR:C	32:41:147:ASP:H	2.17	0.47
50:K8:55:ARG:O	50:K8:58:ALA:HB3	2.14	0.47
1:1G:175:C:H4'	20:BA:25:ARG:NH1	2.29	0.47
1:1G:1154:G:H2'	1:1G:1155:G:H8	1.78	0.47
12:3A:59:ARG:HH11	12:3A:59:ARG:CG	2.26	0.47
26:14:51:G:N3	26:14:119:A:C2	2.82	0.47
26:14:1060:U:O4'	26:14:1062:G:H5'	2.15	0.47
26:14:1257:C:H4'	31:39:83:PHE:CE1	2.48	0.47
26:14:1488:G:C6	26:14:1489:U:N3	2.82	0.47
26:14:2142:C:H2'	26:14:2143:C:C6	2.50	0.47
26:14:2414:G:H1'	37:35:70:GLN:NE2	2.29	0.47
38:45:26:TYR:O	38:45:28:ALA:N	2.48	0.47
47:D5:28:MET:HG2	47:D5:35:ARG:O	2.13	0.47
1:13:280:C:O2	17:8I:38:ARG:HG3	2.14	0.47
1:13:319:G:H2'	1:13:320:C:O4'	2.14	0.47
6:5E:67:MET:HB2	6:5E:68:PRO:HD2	1.96	0.47
8:7E:34:GLU:OE2	8:7E:37:ARG:HD3	2.14	0.47
8:7E:42:GLU:HG3	8:7E:109:ILE:HD12	1.96	0.47

*Continued on next page...*

*Continued from previous page...*

Atom-1	Atom-2	Interatomic distance (Å)	Clash overlap (Å)
15:6I:56:LEU:O	15:6I:60:VAL:HG23	2.13	0.47
24:3K:1:G:N3	24:3K:1:G:H2'	2.28	0.47
26:1H:950:G:C5	26:1H:951:C:C4	3.02	0.47
26:1H:1918:A:O2'	26:1H:1920:C:N4	2.47	0.47
34:61:38:LEU:HD22	34:61:40:THR:HG23	1.95	0.47
47:H8:72:ARG:HD3	47:H8:72:ARG:HA	1.66	0.47
1:1G:518:C:H5''	1:1G:519:C:H6	1.78	0.47
1:1G:581:G:OP1	15:6A:61:GLY:HA3	2.15	0.47
1:1G:649:G:H2'	1:1G:650:G:C8	2.48	0.47
2:12:71:VAL:HG23	2:12:165:VAL:HG13	1.95	0.47
8:72:95:VAL:O	8:72:131:GLY:N	2.46	0.47
14:5A:13:THR:HB	14:5A:20:ALA:HB2	1.96	0.47
17:8A:31:LEU:HB3	17:8A:32:TYR:CD1	2.48	0.47
57:3L:31:A:H61	57:3L:39:PSU:HN3	1.63	0.47
26:14:336:C:OP1	46:C5:83:THR:HG23	2.15	0.47
26:14:2716:U:H2'	26:14:2717:G:H8	1.79	0.47
36:25:22:ILE:HB	36:25:41:ALA:HA	1.96	0.47
42:85:66:ASN:O	42:85:70:ARG:HB2	2.14	0.47
42:85:92:ARG:C	42:85:94:ASN:H	2.17	0.47
1:13:345:C:H4'	1:13:346:G:C8	2.48	0.47
1:13:604:G:H2'	1:13:605:U:O4'	2.14	0.47
1:13:884:U:H4'	1:13:885:G:H5''	1.97	0.47
1:13:1227:A:OP2	13:4I:111:LYS:HE3	2.15	0.47
3:2E:44:GLU:HA	3:2E:52:LEU:HD11	1.97	0.47
8:7E:23:SER:HA	8:7E:61:VAL:O	2.14	0.47
20:BI:82:SER:O	20:BI:86:ARG:HB2	2.14	0.47
24:3K:72:C:H3'	24:3K:73:A:H5''	1.95	0.47
26:1H:185:U:H4'	26:1H:218:A:H4'	1.97	0.47
26:1H:270(G):C:H2'	26:1H:270(H):C:C6	2.50	0.47
26:1H:960:A:C8	26:1H:962:G:C8	3.02	0.47
26:1H:1355:G:P	29:11:39:LYS:HE3	2.55	0.47
26:1H:2120:G:H2'	26:1H:2121:G:C8	2.50	0.47
30:21:39:PRO:HD3	30:21:45:THR:HG23	1.97	0.47
32:41:125:PHE:CD1	32:41:131:TYR:HB2	2.50	0.47
33:51:115:VAL:HG11	33:51:148:ILE:HD11	1.96	0.47
45:F8:57:LEU:N	45:F8:57:LEU:HD23	2.30	0.47
54:P8:31:LEU:HD22	54:P8:42:LEU:HD13	1.96	0.47
55:Q8:16:ILE:HD13	55:Q8:59:LYS:HG2	1.96	0.47
1:1G:262:A:C6	1:1G:263:A:C6	3.03	0.47
1:1G:447:G:O6	1:1G:485:G:H2'	2.14	0.47
1:1G:693:G:H2'	1:1G:694:A:C8	2.50	0.47

*Continued on next page...*

*Continued from previous page...*

Atom-1	Atom-2	Interatomic distance (Å)	Clash overlap (Å)
1:1G:1513:A:H2'	1:1G:1514:C:C6	2.48	0.47
2:12:50:GLU:HA	2:12:53:ARG:HE	1.80	0.47
15:6A:42:HIS:O	15:6A:45:VAL:HG23	2.15	0.47
17:8A:67:LYS:O	17:8A:68:ARG:HB3	2.13	0.47
26:14:606:U:H4'	26:14:658:C:H4'	1.96	0.47
26:14:1047:G:N2	26:14:1110:G:N7	2.63	0.47
26:14:1473:G:H1	26:14:1520:U:H3	1.62	0.47
26:14:1488:G:N2	26:14:1502:C:C2	2.83	0.47
26:14:2065:C:H2'	26:14:2066:C:C6	2.49	0.47
26:14:2162:G:C8	26:14:2164:C:N4	2.83	0.47
26:14:2869:G:H2'	26:14:2870:C:O4'	2.14	0.47
31:39:15:SER:OG	31:39:16:GLY:N	2.48	0.47
31:39:83:PHE:C	31:39:85:GLY:H	2.18	0.47
32:49:32:PRO:HB2	32:49:172:LEU:HD22	1.96	0.47
32:49:107:LEU:HD11	32:49:178:PHE:HE1	1.80	0.47
35:15:1:MET:SD	42:85:95:LEU:HD21	2.54	0.47
38:45:57:HIS:CD2	38:45:117:ALA:HB2	2.49	0.47
46:C5:87:LYS:CG	46:C5:88:LYS:H	2.25	0.47
47:D5:44:PHE:HE2	47:D5:88:PHE:HZ	1.63	0.47
1:13:157:G:H2'	1:13:158:G:C8	2.50	0.47
1:13:265:G:O2'	17:8I:67:LYS:N	2.48	0.47
1:13:685:G:O2'	1:13:686:U:H5'	2.15	0.47
1:13:986:A:H2'	1:13:987:G:O4'	2.15	0.47
1:13:1028(A):C:H2'	1:13:1028(B):C:C5	2.50	0.47
1:13:1179:A:H4'	9:8E:103:THR:HA	1.95	0.47
7:6E:12:LEU:HD12	7:6E:13:GLN:H	1.78	0.47
10:1I:49:VAL:HG23	14:5I:41:ARG:HB2	1.97	0.47
12:3I:57:LYS:NZ	12:3I:67:THR:HG22	2.30	0.47
18:9I:26:LEU:HD23	18:9I:26:LEU:H	1.80	0.47
24:3K:59:A:H3'	24:3K:60:U:H6	1.79	0.47
26:1H:552:G:C6	26:1H:553:U:C4	3.02	0.47
26:1H:654(C):G:O6	26:1H:654(Q):C:N4	2.48	0.47
26:1H:673:C:H5''	31:31:81:PRO:HD2	1.97	0.47
26:1H:951:C:H2'	26:1H:952:G:H8	1.80	0.47
26:1H:1050:A:C8	26:1H:2751:G:C4	3.02	0.47
26:1H:1332:G:N2	26:1H:1610:A:N7	2.62	0.47
26:1H:1466:G:N3	26:1H:1547:C:N4	2.62	0.47
26:1H:1657:C:O2'	26:1H:1658:C:H5'	2.15	0.47
26:1H:1825:A:O2'	26:1H:1826:G:H5'	2.14	0.47
26:1H:2377:A:H2'	26:1H:2378:A:C8	2.50	0.47
26:1H:2505:G:H2'	26:1H:2576:G:O6	2.14	0.47

*Continued on next page...*

*Continued from previous page...*

Atom-1	Atom-2	Interatomic distance (Å)	Clash overlap (Å)
26:1H:2542:A:H4'	26:1H:2543:G:C8	2.50	0.47
26:1H:2781:A:H5''	26:1H:2782:G:H5'	1.97	0.47
26:1H:2791:C:H42	26:1H:2805:G:H1	1.62	0.47
27:16:8:U:O3'	40:A8:25:ARG:NH2	2.48	0.47
27:16:26:A:H2'	27:16:27:C:O4'	2.15	0.47
29:11:78:LYS:HB2	29:11:78:LYS:HE3	1.51	0.47
29:11:261:LYS:NZ	29:11:263:ARG:H	2.12	0.47
32:41:166:ASP:O	32:41:170:ARG:N	2.42	0.47
36:68:71:ARG:NH2	36:68:77:ILE:HG21	2.29	0.47
36:68:76:ALA:HB3	41:B8:75:ILE:HD12	1.96	0.47
37:78:59:LEU:O	55:Q8:13:ARG:HD2	2.14	0.47
39:98:70:LEU:HD13	39:98:75:LEU:HD13	1.97	0.47
40:A8:110:LEU:HA	40:A8:110:LEU:HD23	1.59	0.47
47:H8:10:ARG:HH21	47:H8:26:GLY:H	1.61	0.47
47:H8:128:VAL:HG12	47:H8:161:VAL:HB	1.96	0.47
49:J8:49:VAL:HG21	49:J8:67:ILE:HG23	1.97	0.47
1:1G:222:U:H2'	1:1G:223:U:H6	1.79	0.47
1:1G:882:C:N4	12:3A:5:PRO:HB3	2.30	0.47
1:1G:1226:C:H2'	13:4A:103:THR:HB	1.96	0.47
1:1G:1256:A:H4'	1:1G:1257:U:OP1	2.14	0.47
1:1G:1288:A:H4'	21:1B:13:ILE:HD13	1.97	0.47
3:22:23:TYR:CE2	10:1A:95:GLU:HB2	2.49	0.47
4:32:43:HIS:HA	4:32:46:LYS:HE3	1.96	0.47
7:62:51:GLN:HG2	7:62:56:GLN:O	2.14	0.47
9:82:16:ARG:O	9:82:63:ILE:HG23	2.14	0.47
9:82:19:LEU:HB3	9:82:59:PHE:HD2	1.80	0.47
13:4A:37:THR:O	13:4A:55:ARG:NH2	2.43	0.47
16:7A:52:ASP:HB3	16:7A:55:ARG:HB2	1.97	0.47
16:7A:58:TYR:O	16:7A:62:VAL:HG23	2.14	0.47
17:8A:63:ARG:HG2	17:8A:64:PRO:CD	2.45	0.47
56:1L:23:A:H2'	56:1L:24:G:C8	2.49	0.47
23:2L:59:A:H2	23:2L:61:U:HO2'	1.60	0.47
26:14:57:C:H2'	26:14:58:G:O4'	2.15	0.47
26:14:96:G:H4'	50:G5:48:HIS:NE2	2.30	0.47
26:14:140:A:H8	26:14:1408:C:O2'	1.95	0.47
26:14:185:U:H4'	26:14:218:A:H4'	1.97	0.47
26:14:492:A:H2'	26:14:493:G:O4'	2.14	0.47
26:14:760:G:OP1	61:14:3547:HOH:O	2.20	0.47
26:14:1019:U:HO2'	26:14:1021:A:H2	1.63	0.47
26:14:1062:G:N2	26:14:1089:G:OP2	2.47	0.47
26:14:1154:G:OP2	42:85:58:ARG:NH1	2.46	0.47

*Continued on next page...*



Continued from previous page...

Atom-1	Atom-2	Interatomic distance (Å)	Clash overlap (Å)
26:14:1427:A:H4'	26:14:1428:C:O4'	2.15	0.47
26:14:1729:A:C6	26:14:1731:G:C6	3.02	0.47
26:14:1926:U:H2'	26:14:1928:A:OP2	2.15	0.47
26:14:2018:G:H2'	26:14:2019:A:O4'	2.14	0.47
26:14:2239:G:OP2	61:14:3549:HOH:O	2.20	0.47
26:14:2304:G:H22	26:14:2312:U:H3	1.63	0.47
26:14:2473:U:O2	26:14:2473:U:H2'	2.13	0.47
29:19:61:LEU:HB3	29:19:63:ARG:NH1	2.29	0.47
38:45:60:ARG:HE	38:45:60:ARG:HB3	1.49	0.47
39:55:47:PHE:O	39:55:51:LEU:HG	2.14	0.47
42:85:95:LEU:HD23	42:85:95:LEU:HA	1.56	0.47
45:B5:70:LEU:H	45:B5:70:LEU:HD22	1.79	0.47
46:C5:35:TYR:CE2	46:C5:69:ALA:HB3	2.50	0.47
47:D5:16:SER:O	47:D5:20:ARG:HG3	2.14	0.47
50:G5:4:SER:OG	50:G5:5:GLU:N	2.46	0.47
1:13:4:U:H3	8:7E:105:ARG:CZ	2.28	0.47
1:13:313:A:H2'	1:13:314:C:C6	2.49	0.47
1:13:491:G:H2'	1:13:492:G:O4'	2.14	0.47
1:13:734:G:C2	1:13:735:C:C2	3.03	0.47
2:1E:16:HIS:HE2	2:1E:214:ILE:HG12	1.80	0.47
3:2E:77:ILE:HA	3:2E:84:ILE:HB	1.96	0.47
13:4I:40:ASN:HB3	13:4I:43:THR:OG1	2.15	0.47
18:9I:22:VAL:HA	18:9I:25:THR:OG1	2.15	0.47
26:1H:459:U:H2'	26:1H:460:A:C8	2.50	0.47
26:1H:668:G:O2'	26:1H:669:G:OP1	2.22	0.47
26:1H:1505:C:H2'	26:1H:1506:C:C6	2.50	0.47
33:51:84:SER:O	33:51:85:LYS:HB2	2.14	0.47
37:78:106:LEU:O	37:78:106:LEU:HD22	2.15	0.47
41:B8:102:ILE:HG21	41:B8:110:ILE:HD13	1.97	0.47
1:1G:511:C:O2'	1:1G:534:U:H1'	2.15	0.47
1:1G:683:G:C6	1:1G:684:A:C6	3.03	0.47
7:62:36:LYS:O	7:62:40:ALA:N	2.48	0.47
7:62:99:LEU:HD22	7:62:103:TRP:CE2	2.50	0.47
56:1L:9:A:H3'	56:1L:10:G:H8	1.77	0.47
26:14:481:G:O5'	46:C5:46:LYS:NZ	2.48	0.47
26:14:777:A:O2'	29:19:48:ARG:NH2	2.48	0.47
26:14:982:C:O5'	26:14:982:C:H6	1.97	0.47
26:14:1588:C:H2'	26:14:1589:C:C6	2.50	0.47
34:69:75:LEU:HD23	34:69:76:THR:H	1.80	0.47
36:25:98:VAL:HG12	36:25:117:LEU:CB	2.44	0.47
37:35:86:LYS:HB3	37:35:118:GLY:HA3	1.97	0.47

Continued on next page...

*Continued from previous page...*

Atom-1	Atom-2	Interatomic distance (Å)	Clash overlap (Å)
40:65:102:ALA:O	40:65:105:ALA:N	2.48	0.47
44:A5:50:VAL:HG22	44:A5:105:VAL:HG23	1.97	0.47
1:13:233:C:H2'	1:13:234:C:H6	1.79	0.47
1:13:392:G:H5'	16:7I:12:LYS:HD2	1.96	0.47
1:13:673:G:H2'	1:13:674:G:C8	2.50	0.47
1:13:749:C:H2'	1:13:750:G:H8	1.79	0.47
1:13:1285:A:H4'	1:13:1286:A:O5'	2.14	0.47
1:13:1292:U:C2	1:13:1293:G:C8	3.03	0.47
1:13:1346:A:C5'	9:8E:120:ARG:HH12	2.17	0.47
2:1E:67:THR:OG1	2:1E:157:ARG:NH2	2.48	0.47
2:1E:84:GLU:HB3	2:1E:219:VAL:HG21	1.95	0.47
4:3E:89:THR:O	4:3E:92:VAL:HG23	2.14	0.47
4:3E:106:TYR:HE1	4:3E:107:ARG:HH11	1.63	0.47
4:3E:167:GLY:HA2	29:19:135:PHE:CE1	2.49	0.47
5:4E:63:ARG:HA	5:4E:66:MET:HE2	1.97	0.47
9:8E:53:VAL:HG22	9:8E:92:TYR:CD1	2.50	0.47
13:4I:84:ILE:CG2	13:4I:86:CYS:HB3	2.45	0.47
13:4I:105:THR:OG1	13:4I:106:ASN:N	2.43	0.47
22:1K:76:A:C8	26:1H:2583:G:N2	2.73	0.47
23:2K:64:G:H2'	23:2K:65:G:H8	1.80	0.47
26:1H:1900:A:O2'	26:1H:1901:A:OP1	2.22	0.47
26:1H:2751:G:C4	33:51:3:ARG:HB3	2.49	0.47
26:1H:2783:G:H2'	26:1H:2784:C:C6	2.50	0.47
29:11:31:LYS:HG3	29:11:33:LEU:HD23	1.97	0.47
36:68:68:GLU:CD	36:68:68:GLU:H	2.17	0.47
37:78:34:GLY:O	37:78:36:LYS:HB2	2.14	0.47
45:F8:5:TYR:O	50:K8:36:ARG:NH2	2.47	0.47
54:P8:27:GLY:HA2	54:P8:30:VAL:CG2	2.43	0.47
1:1G:410:G:H21	1:1G:432:A:H62	1.63	0.47
1:1G:522:C:H2'	1:1G:523:A:O4'	2.15	0.47
1:1G:626:U:H2'	1:1G:627:G:C8	2.50	0.47
2:12:88:ALA:HB2	2:12:218:ALA:HB1	1.97	0.47
2:12:127:ILE:HG12	2:12:130:ARG:HD3	1.97	0.47
3:22:11:ARG:NH2	3:22:182:ILE:HD11	2.30	0.47
4:32:190:ASP:OD1	4:32:191:ARG:N	2.48	0.47
5:42:103:GLY:C	5:42:106:PRO:HD2	2.36	0.47
10:1A:34:VAL:HG12	10:1A:74:ILE:HG23	1.97	0.47
21:1B:6:ARG:HD3	21:1B:15:ARG:CZ	2.44	0.47
23:2L:21:U:H2'	23:2L:21:U:OP2	2.15	0.47
23:2L:25:U:H2'	23:2L:26:C:O4'	2.15	0.47
26:14:71:A:H5'	26:14:71:A:H8	1.78	0.47

*Continued on next page...*

*Continued from previous page...*

Atom-1	Atom-2	Interatomic distance (Å)	Clash overlap (Å)
26:14:801:G:OP2	31:39:55:GLY:HA2	2.15	0.47
26:14:1399:C:H2'	26:14:1400:G:C8	2.50	0.47
26:14:1891:G:C6	26:14:1892:C:C4	3.02	0.47
26:14:2443:C:H2'	26:14:2444:G:H8	1.79	0.47
27:1J:15:A:H5'	27:1J:16:G:C8	2.50	0.47
28:79:50:ASP:OD1	28:79:52:ARG:HG3	2.15	0.47
43:95:21:ARG:NH2	43:95:91:TYR:O	2.48	0.47
1:13:1438:G:OP1	20:BI:34:LYS:HE2	2.15	0.47
2:1E:180:LEU:HB2	2:1E:182:ILE:HG13	1.97	0.47
9:8E:3:GLN:HA	9:8E:20:ARG:HB3	1.97	0.47
10:1I:57:LYS:HE2	10:1I:60:ARG:HH22	1.79	0.47
26:1H:724:U:H2'	26:1H:725:G:O4'	2.15	0.47
26:1H:1971:A:C5	29:11:241:PRO:HD3	2.49	0.47
26:1H:2129:C:H5''	28:71:6:ARG:NH2	2.30	0.47
26:1H:2261:C:O2'	26:1H:2262:U:H5'	2.14	0.47
45:F8:35:THR:N	45:F8:38:GLU:OE1	2.46	0.47
47:H8:70:LEU:HB2	47:H8:91:LEU:HD11	1.96	0.47
1:1G:464:G:O6	1:1G:466:C:H4'	2.15	0.47
1:1G:509:A:O2'	1:1G:510:A:OP1	2.28	0.47
1:1G:1280:A:H5''	10:1A:40:LEU:HG	1.96	0.47
1:1G:1330:U:H4'	13:4A:23:TYR:CE1	2.49	0.47
1:1G:1451:A:OP2	1:1G:1452:C:N4	2.48	0.47
3:22:173:VAL:HG13	3:22:182:ILE:HG21	1.96	0.47
5:42:143:ARG:HD3	5:42:143:ARG:HA	1.74	0.47
8:72:19:VAL:HG21	8:72:21:LYS:NZ	2.30	0.47
8:72:109:ILE:HG22	8:72:137:VAL:HB	1.97	0.47
19:AA:61:TYR:CE2	19:AA:63:THR:HA	2.50	0.47
57:3L:60:U:H5''	57:3L:61:C:OP2	2.14	0.47
26:14:11:G:H1'	26:14:2802:G:P	2.55	0.47
29:19:231:HIS:ND1	29:19:232:PRO:HD2	2.30	0.47
32:49:49:ASP:O	32:49:52:ILE:HG22	2.15	0.47
34:69:128:LEU:O	34:69:137:PRO:HA	2.15	0.47
42:85:29:SER:OG	42:85:30:LYS:NZ	2.37	0.47
1:13:453:A:H4'	16:7I:72:ARG:HB2	1.97	0.46
1:13:501:C:H1'	1:13:549:C:H1'	1.96	0.46
1:13:939:G:C6	1:13:940:C:N4	2.83	0.46
5:4E:6:PHE:CE1	5:4E:36:ASP:HB3	2.50	0.46
11:2I:85:ARG:NE	11:2I:111:ASP:HB3	2.28	0.46
15:6I:21:ASP:OD2	15:6I:24:SER:HB2	2.15	0.46
26:1H:449:A:O2'	26:1H:450:G:H5'	2.16	0.46
26:1H:462:C:C4	26:1H:463:G:N7	2.83	0.46

*Continued on next page...*

*Continued from previous page...*

Atom-1	Atom-2	Interatomic distance (Å)	Clash overlap (Å)
26:1H:784:A:C8	26:1H:792:G:C5	3.03	0.46
26:1H:817:C:H4'	26:1H:932:G:C5	2.50	0.46
26:1H:990:A:H1'	26:1H:1156:A:N3	2.30	0.46
26:1H:1550:C:O2'	26:1H:1551:C:H5'	2.16	0.46
26:1H:1930:G:N2	26:1H:1968:G:H2'	2.29	0.46
26:1H:2130:U:P	28:71:6:ARG:HH22	2.38	0.46
26:1H:2210:G:H3'	26:1H:2211:G:N7	2.30	0.46
26:1H:2682:U:H5''	30:21:11:MET:HB2	1.97	0.46
28:71:214:VAL:HG23	28:71:224:ILE:HG12	1.98	0.46
29:11:85:ASP:OD2	29:11:88:ARG:NH1	2.44	0.46
31:31:32:LEU:HD21	31:31:105:VAL:HG13	1.97	0.46
31:31:152:GLU:OE1	31:31:191:ARG:NE	2.46	0.46
35:58:34:LEU:HD21	35:58:120:LEU:HB2	1.97	0.46
39:98:28:LEU:HD11	39:98:114:VAL:HG12	1.97	0.46
44:E8:9:TYR:HA	44:E8:100:THR:HG23	1.97	0.46
55:Q8:7:HIS:CD2	55:Q8:61:LEU:HD13	2.49	0.46
1:1G:236:G:OP1	17:8A:40:LYS:NZ	2.48	0.46
1:1G:615:C:C2	1:1G:616:G:C8	3.03	0.46
1:1G:841:U:H3'	1:1G:841:U:C6	2.48	0.46
1:1G:1002:G:C6	1:1G:1003:G:N7	2.83	0.46
1:1G:1347:G:H22	1:1G:1374:A:P	2.37	0.46
25:4L:8:A:H3'	25:4L:9:G:H8	1.80	0.46
26:14:602:G:N2	26:14:655:A:C8	2.83	0.46
26:14:1257:C:OP1	31:39:75:HIS:HE1	1.98	0.46
26:14:2212:A:H1'	26:14:2215:G:C5	2.49	0.46
26:14:2469:A:H2	26:14:2481:G:N2	2.12	0.46
26:14:2647:U:H2'	26:14:2648:C:H6	1.79	0.46
31:39:3:GLU:O	31:39:19:GLU:HB2	2.14	0.46
32:49:78:SER:HA	32:49:81:LYS:O	2.15	0.46
39:55:8:ARG:NE	39:55:43:GLU:OE2	2.48	0.46
48:E5:12:ASN:HA	48:E5:14:ARG:HH21	1.80	0.46
1:13:21:G:H2'	1:13:22:G:C8	2.50	0.46
1:13:376:G:OP2	16:7I:67:THR:HG21	2.14	0.46
1:13:828:A:N7	1:13:859:A:C8	2.84	0.46
1:13:1171:G:O2'	1:13:1172:C:H5'	2.14	0.46
2:1E:114:ARG:HE	2:1E:118:LEU:HD23	1.78	0.46
3:2E:156:ARG:HB3	3:2E:160:ALA:O	2.14	0.46
5:4E:33:VAL:HG11	5:4E:109:ILE:HA	1.97	0.46
11:2I:67:ASP:O	11:2I:71:LYS:HG2	2.15	0.46
13:4I:108:ARG:NH1	13:4I:112:GLY:O	2.49	0.46
26:1H:207:A:H2'	26:1H:208:C:O4'	2.15	0.46

*Continued on next page...*

*Continued from previous page...*

Atom-1	Atom-2	Interatomic distance (Å)	Clash overlap (Å)
26:1H:363:G:H2'	26:1H:363(A):A:C8	2.49	0.46
26:1H:752:A:OP1	54:P8:3:ARG:NH2	2.49	0.46
26:1H:2016:U:O2	53:N8:7:PRO:HG2	2.15	0.46
26:1H:2584:U:H2'	26:1H:2585:U:H2'	1.97	0.46
26:1H:2640:G:OP1	35:58:74:ARG:NH1	2.46	0.46
29:11:37:LEU:CD1	29:11:37:LEU:H	2.21	0.46
29:11:218:ARG:HB3	29:11:219:PRO:HD2	1.97	0.46
38:88:43:THR:HA	38:88:94:VAL:HG12	1.97	0.46
39:98:53:HIS:ND1	39:98:94:TYR:OH	2.44	0.46
42:C8:88:ILE:O	42:C8:90:VAL:HG13	2.16	0.46
42:C8:92:ARG:HD2	43:D8:11:GLN:HB2	1.97	0.46
48:I8:84:LEU:HD12	48:I8:84:LEU:HA	1.74	0.46
4:32:19:LEU:HB2	4:32:21:LEU:HD11	1.97	0.46
9:82:14:VAL:HG12	9:82:66:ARG:H	1.81	0.46
18:9A:47:THR:O	18:9A:83:GLU:N	2.45	0.46
20:BA:48:LYS:O	20:BA:50:GLU:N	2.48	0.46
26:14:601:C:O2	26:14:605:C:H4'	2.15	0.46
26:14:1204:A:H2	26:14:1241:A:N1	2.13	0.46
26:14:2052:G:H2'	26:14:2053:G:C8	2.50	0.46
26:14:2056:G:OP2	61:14:3550:HOH:O	2.21	0.46
26:14:2688:U:H2'	26:14:2719:G:N2	2.30	0.46
26:14:2749:A:O4'	33:59:63:SER:HA	2.16	0.46
27:1J:76:G:H2'	27:1J:77:U:O4'	2.15	0.46
28:79:19:ILE:HA	28:79:223:ARG:HB3	1.97	0.46
30:29:54:GLN:HG2	30:29:73:GLU:OE2	2.14	0.46
33:59:61:HIS:CD2	33:59:61:HIS:H	2.33	0.46
34:69:128:LEU:HD13	34:69:128:LEU:HA	1.68	0.46
38:45:57:HIS:NE2	38:45:116:GLU:HB3	2.31	0.46
39:55:75:LEU:O	39:55:75:LEU:HD22	2.16	0.46
42:85:98:LEU:HA	42:85:100:VAL:O	2.15	0.46
46:C5:17:SER:OG	46:C5:18:GLY:O	2.32	0.46
50:G5:31:GLU:O	50:G5:35:LEU:HD23	2.15	0.46
55:M5:48:PHE:HA	55:M5:49:VAL:HG13	1.98	0.46
1:13:1399:C:C2	1:13:1502:A:N6	2.84	0.46
2:1E:149:LEU:O	2:1E:153:ARG:N	2.48	0.46
2:1E:169:LYS:HE3	2:1E:169:LYS:HB2	1.54	0.46
4:3E:88:VAL:HG12	5:4E:97:GLY:HA3	1.97	0.46
5:4E:82:VAL:HG21	5:4E:138:ALA:HA	1.97	0.46
8:7E:86:ILE:HG22	8:7E:87:SER:H	1.81	0.46
8:7E:87:SER:HB2	8:7E:93:VAL:H	1.78	0.46
15:6I:6:GLU:H	15:6I:6:GLU:HG2	1.45	0.46

*Continued on next page...*

Continued from previous page...

Atom-1	Atom-2	Interatomic distance (Å)	Clash overlap (Å)
19:AI:39:THR:HG22	19:AI:40:ILE:H	1.80	0.46
19:AI:65:ASN:OD1	19:AI:65:ASN:N	2.40	0.46
20:BI:22:ARG:O	20:BI:26:ASN:ND2	2.48	0.46
26:1H:654:A:N3	26:1H:654(A):A:H5''	2.30	0.46
26:1H:1576:U:C2	26:1H:1577:C:C5	3.03	0.46
26:1H:1637:A:H4'	26:1H:2711:A:O2'	2.16	0.46
26:1H:2516:G:C6	26:1H:2517:C:C4	3.03	0.46
26:1H:2516:G:C6	26:1H:2517:C:N4	2.84	0.46
26:1H:2666:C:H5''	26:1H:2667:C:OP2	2.15	0.46
26:1H:2693:A:H2'	26:1H:2694:G:C8	2.51	0.46
32:41:137:GLU:HG3	32:41:140:ILE:HG23	1.96	0.46
37:78:59:LEU:O	37:78:59:LEU:HD12	2.15	0.46
39:98:104:ARG:NH1	39:98:107:ASP:OD2	2.49	0.46
42:C8:19:LYS:O	42:C8:22:LYS:HG3	2.15	0.46
43:D8:49:THR:HG23	43:D8:51:VAL:N	2.31	0.46
52:M8:22:ILE:O	52:M8:24:THR:HG23	2.15	0.46
1:1G:155:C:H2'	1:1G:156:G:C8	2.50	0.46
1:1G:197:A:H8	1:1G:198:G:N9	2.13	0.46
1:1G:430:A:H2'	1:1G:431:A:H8	1.80	0.46
1:1G:1054:C:H6	1:1G:1196:U:O2'	1.98	0.46
1:1G:1122:U:C4	1:1G:1123:A:N7	2.84	0.46
7:62:137:LYS:O	7:62:137:LYS:HD3	2.16	0.46
56:1L:42:A:O5'	56:1L:42:A:H8	1.98	0.46
23:2L:2:G:N3	23:2L:2:G:H2'	2.30	0.46
57:3L:3:G:H8	57:3L:3:G:O5'	1.98	0.46
26:14:1268:A:H2'	26:14:1269:A:O4'	2.15	0.46
26:14:1751:C:H2'	26:14:1752:C:C6	2.50	0.46
26:14:2572:A:OP1	26:14:2574:G:O2'	2.33	0.46
26:14:2734:A:C8	26:14:2735:G:C8	3.03	0.46
41:75:91:ARG:NH1	41:75:124:ASP:OD2	2.46	0.46
41:75:132:LYS:HB3	41:75:132:LYS:NZ	2.31	0.46
1:13:972:C:O3'	10:1I:57:LYS:HD3	2.15	0.46
1:13:1005:A:H1'	1:13:1036:G:N2	2.30	0.46
1:13:1153:C:H2'	1:13:1154:G:O4'	2.16	0.46
18:9I:59:SER:HB3	18:9I:62:GLU:HB2	1.97	0.46
26:1H:533:G:H5'	42:C8:24:TYR:CD1	2.50	0.46
26:1H:998:C:OP2	42:C8:58:ARG:NH1	2.49	0.46
26:1H:1277:G:H5''	39:98:40:LYS:HZ3	1.81	0.46
26:1H:1696:G:C6	26:1H:1697:G:C4	3.03	0.46
26:1H:2052:G:H4'	30:21:143:ASN:O	2.14	0.46
26:1H:2065:C:H2'	26:1H:2066:C:H6	1.81	0.46

Continued on next page...

*Continued from previous page...*

Atom-1	Atom-2	Interatomic distance (Å)	Clash overlap (Å)
26:1H:2174:C:O2	28:71:218:MET:HG3	2.15	0.46
26:1H:2213:U:H1'	49:J8:52:ARG:CZ	2.46	0.46
26:1H:2642:G:N2	26:1H:2773:C:C2	2.84	0.46
27:16:60:C:C2	27:16:61:G:C8	3.04	0.46
28:71:46:LYS:HB3	28:71:210:ARG:HB2	1.96	0.46
29:11:44:ASN:O	29:11:46:GLN:N	2.49	0.46
38:88:118:LEU:HA	38:88:118:LEU:HD23	1.73	0.46
41:B8:26:ASP:HB3	41:B8:120:ARG:HH22	1.81	0.46
42:C8:81:HIS:CE1	42:C8:85:LYS:HE2	2.51	0.46
44:E8:71:VAL:HA	44:E8:107:LEU:HD12	1.97	0.46
47:H8:152:ALA:HB3	47:H8:167:PRO:O	2.15	0.46
1:1G:345:C:O3'	41:75:41:ARG:NH2	2.49	0.46
1:1G:485:G:HO2'	1:1G:486:U:H6	1.61	0.46
1:1G:736:C:OP1	18:9A:72:ARG:NH2	2.41	0.46
1:1G:942:G:N2	9:82:124:GLN:OE1	2.47	0.46
1:1G:1004:A:H1'	1:1G:1026:G:N7	2.29	0.46
1:1G:1061:G:H2'	1:1G:1062:U:C6	2.51	0.46
1:1G:1080:A:H5''	1:1G:1081:G:OP2	2.15	0.46
4:32:78:LEU:HD22	4:32:96:LEU:HB3	1.98	0.46
7:62:65:ALA:HB1	7:62:127:ALA:HB3	1.97	0.46
9:82:24:GLY:HA2	9:82:59:PHE:O	2.16	0.46
26:14:1005:C:H2'	26:14:1006:C:C6	2.51	0.46
26:14:2582:G:C2	26:14:2583:G:C8	3.04	0.46
29:19:182:LEU:N	29:19:272:ALA:HB3	2.30	0.46
35:15:4:TYR:HB2	42:85:101:ARG:HH12	1.80	0.46
35:15:128:HIS:HB2	35:15:129:PRO:HD2	1.97	0.46
37:35:71:VAL:HG12	37:35:72:PRO:HD3	1.97	0.46
42:85:112:ARG:HE	43:95:47:VAL:HG21	1.80	0.46
47:D5:77:ASP:CG	47:D5:80:ARG:HH11	2.19	0.46
50:G5:52:ASP:O	50:G5:56:GLN:HG3	2.16	0.46
1:13:116:A:H61	1:13:313:A:H1'	1.80	0.46
1:13:1134:G:C2	1:13:1135:U:H1'	2.50	0.46
1:13:1280:A:H3'	1:13:1281:U:H5'	1.97	0.46
1:13:1391:U:H2'	1:13:1392:G:H8	1.71	0.46
8:7E:114:THR:HG22	8:7E:130:GLY:O	2.15	0.46
9:8E:36:TYR:OH	9:8E:73:GLN:NE2	2.39	0.46
9:8E:108:VAL:HG22	9:8E:109:VAL:N	2.30	0.46
16:7I:19:ILE:HB	16:7I:36:ILE:O	2.16	0.46
18:9I:54:ARG:HG3	18:9I:55:ARG:HD2	1.97	0.46
24:3K:56:C:H3'	24:3K:57:G:C8	2.50	0.46
26:1H:64:A:C2'	26:1H:65:C:H5'	2.46	0.46

*Continued on next page...*

*Continued from previous page...*

Atom-1	Atom-2	Interatomic distance (Å)	Clash overlap (Å)
26:1H:529:A:H8	26:1H:530:G:C6	2.34	0.46
26:1H:1515:C:H2'	26:1H:1516:U:C6	2.46	0.46
26:1H:1900:A:N1	26:1H:1970:A:C6	2.83	0.46
26:1H:2864:G:H2'	26:1H:2865:U:H6	1.79	0.46
29:11:70:TRP:CE2	29:11:150:LYS:HD3	2.51	0.46
29:11:79:VAL:O	29:11:113:VAL:HG23	2.15	0.46
31:31:155:LEU:HD12	31:31:174:VAL:CG2	2.44	0.46
32:41:113:ARG:HD3	32:41:140:ILE:O	2.16	0.46
34:61:29:TYR:O	34:61:32:PRO:HD2	2.15	0.46
46:G8:40:GLU:HA	46:G8:41:GLY:HA2	1.71	0.46
55:Q8:31:HIS:O	55:Q8:36:LYS:NZ	2.48	0.46
1:1G:411:A:C5	1:1G:413:G:H1'	2.50	0.46
1:1G:438:G:H4'	4:32:123:HIS:CE1	2.51	0.46
1:1G:439:A:C8	1:1G:440:A:C8	3.04	0.46
1:1G:668:G:O2'	15:6A:46:HIS:HB3	2.14	0.46
1:1G:1148:U:H2'	1:1G:1149:C:O4'	2.15	0.46
1:1G:1163:C:H2'	1:1G:1164:G:H8	1.79	0.46
1:1G:1291:G:O3'	9:82:39:GLY:HA3	2.15	0.46
1:1G:1329:A:OP1	13:4A:28:ALA:HB3	2.15	0.46
3:22:26:LYS:HG3	3:22:27:LYS:H	1.79	0.46
8:72:40:ALA:HA	8:72:45:ILE:HG13	1.97	0.46
20:BA:30:LYS:HE2	20:BA:30:LYS:HB3	1.76	0.46
26:14:654(C):G:H22	26:14:654(R):C:HO2'	1.58	0.46
26:14:836:G:H2'	26:14:837:C:C6	2.51	0.46
26:14:897:C:H2'	26:14:898:C:H6	1.81	0.46
26:14:1167:U:C2	26:14:1183:G:N2	2.84	0.46
26:14:1525:G:H2'	26:14:1526:G:H8	1.79	0.46
26:14:2012:G:OP1	44:A5:11:ARG:NH2	2.49	0.46
26:14:2533:A:H2'	26:14:2534:A:O4'	2.14	0.46
26:14:2807:G:H22	26:14:2892:A:H62	1.62	0.46
29:19:200:ASP:OD1	29:19:203:ASN:ND2	2.48	0.46
36:25:67:LYS:HD2	36:25:68:GLU:OE1	2.15	0.46
40:65:11:LYS:HG3	40:65:91:PRO:HD3	1.98	0.46
43:95:29:PRO:HA	43:95:61:VAL:CG1	2.45	0.46
50:G5:22:GLU:OE2	50:G5:68:ARG:NH2	2.49	0.46
1:13:68:G:C2	1:13:69:G:C8	3.03	0.46
1:13:232:G:C5	1:13:233:C:C5	3.03	0.46
1:13:927:G:N2	1:13:1391:U:H1'	2.30	0.46
1:13:1098:C:C2	1:13:1099:G:C8	3.03	0.46
9:8E:125:TYR:HD1	9:8E:126:SER:H	1.63	0.46
16:7I:3:LYS:O	16:7I:21:VAL:HA	2.16	0.46

*Continued on next page...*



*Continued from previous page...*

Atom-1	Atom-2	Interatomic distance (Å)	Clash overlap (Å)
26:1H:412:A:H5''	26:1H:413:C:OP2	2.16	0.46
26:1H:435:C:C2'	26:1H:436:C:H5'	2.45	0.46
26:1H:573:G:O2'	26:1H:574:C:H3'	2.16	0.46
26:1H:1403:C:O2	26:1H:1403:C:H2'	2.15	0.46
26:1H:2629:A:O2'	26:1H:2630:G:H5''	2.16	0.46
26:1H:2811:G:OP1	30:21:60:ASN:HB2	2.15	0.46
32:41:96:ARG:H	32:41:99:MET:CE	2.28	0.46
37:78:49:ARG:HD2	55:Q8:60:LEU:HB3	1.96	0.46
37:78:49:ARG:HB2	55:Q8:61:LEU:HD21	1.98	0.46
44:E8:83:LYS:HB3	44:E8:95:ILE:HD13	1.97	0.46
1:1G:107:G:C2	1:1G:108:G:H1'	2.50	0.46
1:1G:149:A:H8	1:1G:149:A:O5'	1.99	0.46
1:1G:625:G:H2'	1:1G:626:U:H6	1.81	0.46
1:1G:735:C:H2'	1:1G:736:C:H6	1.80	0.46
1:1G:1039:C:H2'	1:1G:1040:U:C6	2.50	0.46
2:12:19:HIS:NE2	2:12:206:ASP:HB2	2.31	0.46
8:72:87:SER:HA	8:72:93:VAL:HG23	1.97	0.46
11:2A:25:TYR:HE1	11:2A:87:THR:O	1.99	0.46
15:6A:10:LYS:HA	15:6A:13:GLN:HG3	1.97	0.46
23:2L:9:G:O4'	23:2L:47:G7M:H1'	2.14	0.46
26:14:270(H):C:H2'	26:14:270(I):G:C8	2.51	0.46
26:14:1071:G:O6	26:14:1072:C:N4	2.49	0.46
26:14:1480:G:C6	26:14:1482:U:C4	3.03	0.46
26:14:2320:A:C6	26:14:2333:A:C8	3.03	0.46
26:14:2518:A:H8	26:14:2518:A:O5'	1.99	0.46
26:14:2577:A:OP2	53:J5:3:LYS:NZ	2.43	0.46
29:19:244:ARG:HB2	29:19:245:PRO:HD2	1.98	0.46
30:29:49:LEU:HD11	30:29:81:ILE:HG12	1.98	0.46
30:29:55:ASN:HB2	30:29:58:ARG:HH21	1.79	0.46
37:35:11:GLY:C	37:35:13:ASN:H	2.19	0.46
40:65:67:ARG:NH1	40:65:67:ARG:HB2	2.30	0.46
42:85:98:LEU:CB	42:85:102:GLU:HB2	2.46	0.46
1:13:779:C:H2'	1:13:780:A:O4'	2.16	0.46
2:1E:6:THR:OG1	2:1E:7:VAL:N	2.49	0.46
7:6E:73:MET:HG3	7:6E:89:MET:O	2.16	0.46
13:4I:9:ILE:HG22	13:4I:10:PRO:O	2.16	0.46
13:4I:32:GLU:O	13:4I:35:GLU:HG2	2.16	0.46
17:8I:76:LEU:HD12	17:8I:77:VAL:N	2.30	0.46
24:3K:58:A:O2'	24:3K:59:A:OP1	2.29	0.46
26:1H:270(E):G:C6	26:1H:270(F):U:C4	3.04	0.46
26:1H:495:G:HO2'	44:E8:62:HIS:HE2	1.63	0.46

*Continued on next page...*

*Continued from previous page...*

Atom-1	Atom-2	Interatomic distance (Å)	Clash overlap (Å)
26:1H:534:U:H5'	42:C8:42:ALA:HB1	1.98	0.46
26:1H:593:G:H1	26:1H:664:C:H42	1.63	0.46
26:1H:880:G:N1	26:1H:881:G:O6	2.49	0.46
26:1H:1161:C:H1'	43:D8:8:GLY:O	2.16	0.46
26:1H:1170:G:C2'	26:1H:1171:G:H5'	2.46	0.46
26:1H:1401:G:H2'	26:1H:1402:C:H6	1.80	0.46
26:1H:1491:G:O4'	29:11:99:ASP:HB3	2.16	0.46
26:1H:1729:A:H2'	26:1H:1731:G:N7	2.31	0.46
26:1H:1831:G:H2'	26:1H:1832:C:C6	2.50	0.46
26:1H:2261:C:C6	48:I8:16:SER:HB3	2.51	0.46
26:1H:2312:U:P	32:41:74:LYS:HD2	2.56	0.46
26:1H:2660:A:H2'	26:1H:2661:G:O4'	2.16	0.46
26:1H:2695:C:H2'	26:1H:2696:U:C6	2.51	0.46
28:71:20:TYR:H	28:71:224:ILE:HA	1.80	0.46
29:11:232:PRO:HG2	29:11:248:SER:O	2.15	0.46
31:31:104:LYS:O	31:31:108:LYS:HG3	2.16	0.46
33:51:7:LEU:HD23	33:51:65:HIS:HE1	1.80	0.46
34:61:77:LEU:HG	34:61:101:LEU:HD13	1.97	0.46
37:78:112:LEU:HB3	37:78:127:ALA:HB1	1.97	0.46
1:1G:363:A:C6	12:3A:31:PRO:HD2	2.50	0.46
1:1G:535:A:OP1	61:1G:1705:HOH:O	2.21	0.46
2:12:172:ILE:H	2:12:172:ILE:HD12	1.80	0.46
3:22:118:GLN:HA	3:22:187:ALA:CB	2.45	0.46
6:52:67:MET:HB2	6:52:68:PRO:HD2	1.97	0.46
8:72:101:PRO:HB2	8:72:103:VAL:HG23	1.98	0.46
9:82:45:ALA:O	9:82:48:GLU:HB2	2.15	0.46
12:3A:111:LYS:H	12:3A:111:LYS:HD2	1.81	0.46
14:5A:29:ARG:HG3	14:5A:31:ARG:O	2.14	0.46
15:6A:76:GLU:OE1	15:6A:80:ALA:HB2	2.15	0.46
18:9A:32:ARG:HD3	18:9A:65:ILE:HD13	1.98	0.46
19:AA:13:ASP:O	19:AA:16:LEU:N	2.45	0.46
23:2L:47:G7M:H3'	23:2L:48:U:C2	2.51	0.46
57:3L:56:C:H2'	57:3L:57:G:N7	2.30	0.46
26:14:412:A:H5''	26:14:413:C:OP2	2.15	0.46
26:14:547:A:H2'	26:14:548:A:C8	2.50	0.46
26:14:924:C:H2'	26:14:925:C:C6	2.51	0.46
26:14:981:A:H8	26:14:982:C:C5	2.33	0.46
26:14:1358:G:N2	26:14:1372:U:C5	2.84	0.46
26:14:1418:G:H8	26:14:1418:G:O5'	1.99	0.46
26:14:1419:A:N6	26:14:1421:G:N3	2.64	0.46
26:14:1858:G:O2'	26:14:1884:A:N6	2.48	0.46

*Continued on next page...*

*Continued from previous page...*

Atom-1	Atom-2	Interatomic distance (Å)	Clash overlap (Å)
26:14:1926:U:O2'	26:14:1928:A:N7	2.39	0.46
26:14:2115:G:H2'	26:14:2115:G:N3	2.30	0.46
26:14:2431:U:O2'	26:14:2433:A:N7	2.46	0.46
33:59:74:ASN:HA	33:59:77:LYS:HB2	1.96	0.46
40:65:106:ARG:H	40:65:106:ARG:HG3	1.48	0.46
42:85:91:ASP:C	42:85:93:LYS:N	2.68	0.46
45:B5:35:THR:HG23	45:B5:38:GLU:HB3	1.98	0.46
48:E5:34:GLY:HA2	48:E5:61:ALA:O	2.16	0.46
1:13:953:G:N7	13:4I:104:ARG:NH2	2.61	0.46
1:13:1106:G:C5	1:13:1107:C:C5	3.04	0.46
1:13:1180:A:OP1	9:8E:103:THR:OG1	2.30	0.46
1:13:1263:C:H2'	1:13:1264:C:C6	2.45	0.46
1:13:1305:G:H8	1:13:1305:G:OP2	1.99	0.46
2:1E:74:LYS:HB2	2:1E:208:ILE:HD13	1.96	0.46
3:2E:127:ARG:HA	3:2E:127:ARG:HD2	1.76	0.46
4:3E:47:ARG:NH1	4:3E:47:ARG:O	2.49	0.46
20:BI:55:ILE:HD13	20:BI:55:ILE:HA	1.76	0.46
26:1H:8:A:H2'	26:1H:9:U:C6	2.51	0.46
26:1H:806:C:C2	26:1H:807:U:C5	3.04	0.46
26:1H:1280:G:N2	26:1H:1291:C:C2	2.83	0.46
27:16:42:C:O2'	32:4I:67:LYS:HE3	2.16	0.46
28:71:29:VAL:HG21	28:71:214:VAL:HG12	1.97	0.46
28:71:218:MET:SD	28:71:218:MET:N	2.88	0.46
29:11:233:HIS:HA	61:11:403:HOH:O	2.15	0.46
32:41:110:ALA:HA	32:41:140:ILE:O	2.16	0.46
42:C8:68:ALA:O	42:C8:71:GLN:HB2	2.15	0.46
1:1G:181:G:H4'	1:1G:182:U:H5'	1.98	0.46
1:1G:186(E):C:C2	1:1G:191(C):G:N2	2.83	0.46
1:1G:422:C:O2'	1:1G:423:G:N2	2.49	0.46
3:22:131:ARG:NH2	3:22:166:GLU:HG2	2.31	0.46
6:52:60:PHE:O	6:52:61:LEU:HD12	2.16	0.46
7:62:47:CYS:HA	7:62:50:ILE:HD12	1.98	0.46
9:82:17:VAL:HG11	9:82:81:ILE:HA	1.98	0.46
10:1A:28:ARG:NH1	10:1A:34:VAL:HG22	2.31	0.46
21:1B:2:GLY:HA2	21:1B:10:ARG:HH12	1.80	0.46
57:3L:51:A:N6	57:3L:63:U:H3	2.14	0.46
26:14:531:C:C5	26:14:2035:G:C2	3.04	0.46
26:14:563:G:C6	26:14:564:C:C4	3.03	0.46
26:14:631:A:OP2	55:M5:47:LYS:NZ	2.34	0.46
26:14:1372:U:H2'	26:14:1373:A:O4'	2.15	0.46
26:14:1999:C:H4'	26:14:2723:C:O2	2.16	0.46

*Continued on next page...*

*Continued from previous page...*

Atom-1	Atom-2	Interatomic distance (Å)	Clash overlap (Å)
29:19:72:LYS:HB3	29:19:75:ILE:HD12	1.98	0.46
31:39:102:PRO:HB2	31:39:105:VAL:HG23	1.98	0.46
32:49:56:ALA:HB2	32:49:153:ARG:CZ	2.45	0.46
35:15:4:TYR:O	42:85:64:ARG:NH1	2.45	0.46
39:55:78:LYS:O	39:55:82:GLU:HG2	2.16	0.46
44:A5:34:ASN:ND2	53:J5:39:MET:HG3	2.31	0.46
1:13:142:G:H2'	1:13:143:A:C8	2.50	0.46
1:13:1533:C:O2'	1:13:1534:A:OP1	2.31	0.46
4:3E:117:ALA:O	4:3E:120:LEU:HB2	2.15	0.46
5:4E:68:GLU:O	5:4E:70:PRO:HD3	2.16	0.46
7:6E:148:ASN:N	7:6E:148:ASN:ND2	2.64	0.46
13:4I:88:ARG:H	13:4I:88:ARG:HG3	1.53	0.46
22:1K:26:A:H62	22:1K:44:U:H3	1.64	0.46
24:3K:3:G:H2'	24:3K:4:U:O4'	2.15	0.46
26:1H:216:A:H2'	26:1H:217:G:H8	1.79	0.46
26:1H:827:U:H5'	26:1H:828:U:O5'	2.15	0.46
26:1H:1512:G:C5	26:1H:1513:C:C4	3.04	0.46
26:1H:1647:G:P	26:1H:1647:G:H3'	2.56	0.46
26:1H:2018:G:H2'	26:1H:2019:A:C8	2.51	0.46
26:1H:2688:U:O2	26:1H:2688:U:H3'	2.16	0.46
26:1H:2692:C:OP1	26:1H:2871:C:H5'	2.15	0.46
27:16:40:U:H2'	52:M8:2:LYS:HE3	1.98	0.46
32:41:5:VAL:H	52:M8:25:TYR:HE2	1.63	0.46
33:51:12:PRO:HG2	33:51:13:LYS:HG2	1.96	0.46
35:58:13:TRP:O	35:58:135:PRO:HD2	2.15	0.46
42:C8:108:GLU:HG3	43:D8:44:LYS:NZ	2.31	0.46
50:K8:4:SER:CB	50:K8:7:ARG:HG2	2.45	0.46
52:M8:9:LEU:HD12	52:M8:27:THR:N	2.31	0.46
1:1G:111:G:H8	1:1G:111:G:O5'	1.98	0.46
7:62:15:ASP:O	7:62:19:GLY:HA2	2.16	0.46
9:82:27:THR:OG1	9:82:32:ASP:HA	2.16	0.46
12:3A:6:THR:O	12:3A:10:LEU:HD12	2.16	0.46
26:14:311:A:C6	26:14:328:U:C4	3.04	0.46
26:14:2351:G:O6	55:M5:39:LYS:HG3	2.16	0.46
26:14:2550:G:C5	26:14:2551:C:C5	3.03	0.46
29:19:58:HIS:O	29:19:60:ARG:HD2	2.16	0.46
30:29:150:VAL:HG13	30:29:154:LYS:HD2	1.98	0.46
31:39:3:GLU:HA	31:39:24:LEU:HD12	1.98	0.46
34:69:101:LEU:HB2	34:69:105:HIS:HB2	1.97	0.46
38:45:86:GLY:O	38:45:88:GLY:N	2.49	0.46
39:55:45:ARG:HA	39:55:95:THR:HG21	1.97	0.46

*Continued on next page...*

*Continued from previous page...*

Atom-1	Atom-2	Interatomic distance (Å)	Clash overlap (Å)
40:65:80:LEU:HA	40:65:80:LEU:HD23	1.69	0.46
46:C5:87:LYS:HG2	46:C5:88:LYS:N	2.28	0.46
47:D5:59:LEU:HB3	47:D5:60:GLU:H	1.46	0.46
1:13:45:U:H2'	1:13:46:G:C8	2.51	0.46
1:13:187:C:H2'	1:13:188:U:O4'	2.16	0.46
1:13:752:G:H4'	15:6I:69:TYR:OH	2.16	0.46
1:13:1367:C:H5'	10:1I:60:ARG:NH1	2.31	0.46
2:1E:220:ASP:O	2:1E:224:GLN:HB2	2.16	0.46
15:6I:9:GLN:HA	15:6I:12:ILE:HD12	1.98	0.46
18:9I:52:PRO:O	18:9I:56:THR:HG23	2.15	0.46
26:1H:270(V):G:H2'	26:1H:270(W):G:C8	2.50	0.46
26:1H:459:U:H2'	26:1H:460:A:H8	1.80	0.46
26:1H:1239:G:H2'	26:1H:1240:U:O4'	2.16	0.46
26:1H:1689:A:C6	26:1H:1700:A:C2	3.04	0.46
26:1H:1689:A:N6	26:1H:1698:A:H2	2.10	0.46
26:1H:2248:C:H2'	26:1H:2249:U:O4'	2.16	0.46
26:1H:2776:A:H4'	26:1H:2777:G:H5''	1.97	0.46
28:7I:47:LEU:HB2	28:7I:169:GLY:O	2.16	0.46
29:11:75:ILE:HD13	29:11:99:ASP:OD2	2.16	0.46
29:11:105:ILE:HA	29:11:105:ILE:HD13	1.65	0.46
31:31:41:LEU:HA	31:31:44:ARG:HD3	1.98	0.46
35:58:68:GLU:HG3	35:58:69:GLN:N	2.31	0.46
37:78:130:PHE:CE1	37:78:146:VAL:HG23	2.51	0.46
1:1G:1489:G:H2'	1:1G:1490:C:O4'	2.16	0.46
2:12:144:ARG:O	2:12:147:LYS:HB3	2.16	0.46
3:22:61:ALA:C	3:22:63:ASN:H	2.18	0.46
7:62:111:ARG:CZ	7:62:122:HIS:HB3	2.46	0.46
17:8A:21:VAL:HG11	17:8A:59:ILE:HG13	1.98	0.46
20:BA:87:LYS:HE3	20:BA:87:LYS:HB2	1.75	0.46
26:14:1153:C:OP1	42:85:93:LYS:NZ	2.49	0.46
26:14:1716:U:H2'	26:14:1717:G:H8	1.80	0.46
26:14:2197:U:H1'	26:14:2198:A:H8	1.78	0.46
26:14:2461:C:C2	26:14:2462:U:C5	3.04	0.46
30:29:81:ILE:HG22	30:29:82:ARG:N	2.27	0.46
33:59:60:ARG:O	33:59:63:SER:OG	2.33	0.46
34:69:88:ILE:HG22	34:69:90:GLY:N	2.30	0.46
35:15:121:LYS:HB3	35:15:123:TYR:HE1	1.80	0.46
36:25:71:ARG:NH2	36:25:77:ILE:HG21	2.31	0.46
37:35:138:LEU:HD12	37:35:144:GLU:HG3	1.97	0.46
47:D5:39:VAL:HG21	47:D5:44:PHE:CD2	2.51	0.46
48:E5:56:ASP:OD1	48:E5:58:THR:OG1	2.26	0.46

*Continued on next page...*

*Continued from previous page...*

Atom-1	Atom-2	Interatomic distance (Å)	Clash overlap (Å)
1:13:724:G:H2'	1:13:725:G:H8	1.81	0.45
1:13:808:C:P	15:6I:48:LYS:HZ1	2.40	0.45
1:13:1028(A):C:H2'	1:13:1028(B):C:H5	1.80	0.45
5:4E:26:PHE:CD1	5:4E:26:PHE:N	2.84	0.45
5:4E:110:LEU:HD13	5:4E:118:ILE:HG21	1.98	0.45
14:5I:3:ARG:O	14:5I:6:LEU:HB2	2.15	0.45
16:7I:80:PHE:O	16:7I:82:GLN:HG3	2.16	0.45
22:1K:66:A:N7	22:1K:67:C:C2	2.85	0.45
26:1H:163:U:P	26:1H:164:U:H5''	2.56	0.45
26:1H:634:C:H2'	26:1H:635:C:C6	2.51	0.45
26:1H:1638:C:H4'	26:1H:2710:C:O2	2.16	0.45
26:1H:1676:A:C2	26:1H:1993:U:H5'	2.51	0.45
26:1H:1728:G:O6	26:1H:1730:U:H5''	2.15	0.45
26:1H:2130:U:OP2	28:7I:6:ARG:CZ	2.64	0.45
26:1H:2427:C:H5''	26:1H:2428:G:OP1	2.16	0.45
27:16:11:C:OP2	27:16:12:C:N4	2.33	0.45
28:7I:180:PHE:N	28:7I:180:PHE:CD1	2.84	0.45
29:11:146:GLU:HB2	29:11:189:CYS:CB	2.34	0.45
31:31:6:VAL:HG12	31:31:7:TYR:N	2.30	0.45
31:31:64:ILE:HG23	31:31:64:ILE:HD12	1.67	0.45
33:51:14:GLY:O	33:51:29:PRO:HD3	2.16	0.45
35:58:15:LEU:C	35:58:16:ILE:HG12	2.35	0.45
45:F8:49:VAL:HG13	45:F8:87:GLN:HG2	1.98	0.45
47:H8:28:MET:HB2	47:H8:35:ARG:HB3	1.97	0.45
1:1G:580:U:H2'	1:1G:581:G:O4'	2.16	0.45
1:1G:652:U:H2'	1:1G:653:A:H5''	1.97	0.45
1:1G:654:G:H3'	1:1G:655:A:H8	1.81	0.45
1:1G:855:G:N2	1:1G:856:C:O2	2.48	0.45
1:1G:1129:C:N4	1:1G:1139:G:H22	2.14	0.45
1:1G:1331:G:OP1	1:1G:1331:G:H4'	2.17	0.45
4:32:23:GLY:HA3	4:32:113:SER:HB3	1.99	0.45
56:1L:9:A:H3'	56:1L:10:G:N7	2.30	0.45
26:14:681:G:H2'	26:14:682:G:O4'	2.16	0.45
26:14:1388:G:O2'	26:14:1389:G:H5'	2.15	0.45
26:14:1818:U:H2'	29:19:157:ARG:HG3	1.97	0.45
26:14:1997:G:P	61:14:3525:HOH:O	2.72	0.45
31:39:39:TRP:CH2	31:39:106:ARG:HD3	2.51	0.45
37:35:78:PRO:HA	37:35:110:TYR:CE1	2.51	0.45
41:75:91:ARG:HD3	41:75:120:ARG:HB3	1.97	0.45
46:C5:59:GLY:O	46:C5:61:ILE:HG13	2.16	0.45
51:H5:46:ASN:O	51:H5:50:VAL:HG22	2.17	0.45

*Continued on next page...*

*Continued from previous page...*

Atom-1	Atom-2	Interatomic distance (Å)	Clash overlap (Å)
1:13:454:C:H3'	1:13:455:C:C6	2.51	0.45
1:13:625:G:H2'	1:13:626:U:H6	1.80	0.45
1:13:728:A:C5	15:6I:54:ARG:HD2	2.51	0.45
1:13:1207:G:H2'	1:13:1208:C:C6	2.51	0.45
1:13:1376:U:H2'	1:13:1377:A:C8	2.51	0.45
1:13:1388:C:H2'	1:13:1389:C:H6	1.80	0.45
3:2E:55:VAL:HG22	3:2E:68:VAL:HG22	1.98	0.45
3:2E:123:GLN:O	3:2E:128:PHE:HB2	2.16	0.45
13:4I:16:ASP:OD1	13:4I:16:ASP:N	2.48	0.45
26:1H:69:C:H2'	26:1H:70:G:C8	2.51	0.45
26:1H:1027:A:C2	26:1H:2488:A:H5'	2.52	0.45
26:1H:1045:A:H1'	26:1H:1047:G:C4	2.51	0.45
26:1H:1267:U:O2'	26:1H:1268:A:H5'	2.16	0.45
26:1H:2394:C:H2'	26:1H:2395:C:C6	2.48	0.45
26:1H:2547:U:H2'	26:1H:2548:G:C8	2.51	0.45
26:1H:2725:A:C4	26:1H:2727:G:C8	3.04	0.45
28:71:45:ALA:HA	28:71:212:VAL:HA	1.98	0.45
29:11:85:ASP:HB2	29:11:92:ILE:HG12	1.98	0.45
32:41:80:PHE:O	32:41:82:LEU:HB2	2.16	0.45
48:I8:69:PHE:CE1	48:I8:79:VAL:HG22	2.52	0.45
53:N8:40:LYS:HG3	53:N8:47:PRO:HD2	1.98	0.45
1:1G:46:G:O2'	1:1G:365:U:H1'	2.16	0.45
1:1G:160:A:H1'	1:1G:344:A:C5	2.51	0.45
1:1G:181:G:O2'	1:1G:183:G:O6	2.32	0.45
1:1G:1029:G:N2	1:1G:1032:A:OP2	2.49	0.45
1:1G:1309:G:O3'	13:4A:77:ASN:ND2	2.50	0.45
4:32:26:CYS:HA	4:32:31:CYS:HG	1.81	0.45
6:52:14:LEU:HD21	6:52:19:LEU:HG	1.98	0.45
12:3A:32:PHE:HD1	12:3A:86:ARG:HA	1.81	0.45
12:3A:60:LEU:HB2	12:3A:64:TYR:CB	2.46	0.45
13:4A:97:PRO:N	13:4A:110:ARG:HG2	2.31	0.45
16:7A:19:ILE:HB	16:7A:36:ILE:O	2.17	0.45
16:7A:74:LEU:HD13	16:7A:74:LEU:HA	1.68	0.45
19:AA:33:THR:OG1	19:AA:34:TRP:N	2.49	0.45
20:BA:86:ARG:CZ	20:BA:86:ARG:HB2	2.46	0.45
26:14:270(R):G:H2'	26:14:270(S):G:C8	2.51	0.45
26:14:642:G:H21	26:14:646:A:H2	1.63	0.45
26:14:706:A:H2'	26:14:707:G:O4'	2.16	0.45
26:14:735:A:N7	26:14:761:A:H2	2.14	0.45
26:14:1188:U:C2'	26:14:1189:A:H5'	2.46	0.45
26:14:1885:A:H3'	26:14:1886:C:C6	2.51	0.45

*Continued on next page...*

Continued from previous page...

Atom-1	Atom-2	Interatomic distance (Å)	Clash overlap (Å)
26:14:2776:A:H4'	26:14:2777:G:C5'	2.46	0.45
29:19:108:PRO:HB3	29:19:143:HIS:CE1	2.45	0.45
30:29:52:LEU:HD13	30:29:52:LEU:HA	1.81	0.45
31:39:132:VAL:HG22	31:39:133:ASN:H	1.79	0.45
35:15:72:TYR:CD2	35:15:90:MET:HG3	2.51	0.45
38:45:38:GLU:HG3	38:45:127:ILE:CG2	2.46	0.45
45:B5:80:ILE:HD13	45:B5:80:ILE:O	2.15	0.45
46:C5:74:PRO:O	46:C5:82:PRO:HD2	2.14	0.45
46:C5:82:PRO:HB2	46:C5:83:THR:O	2.15	0.45
47:D5:31:ARG:HE	47:D5:31:ARG:HB2	1.60	0.45
1:13:859:A:H2'	1:13:860:A:H8	1.81	0.45
1:13:1048:G:OP1	14:5I:4:LYS:HB2	2.17	0.45
1:13:1277:C:O2'	1:13:1279:A:H1'	2.16	0.45
2:1E:72:GLY:HA2	2:1E:165:VAL:CG2	2.47	0.45
2:1E:111:ARG:HA	2:1E:111:ARG:HD3	1.75	0.45
10:1I:28:ARG:HB3	10:1I:28:ARG:CZ	2.46	0.45
13:4I:82:MET:C	13:4I:84:ILE:H	2.19	0.45
17:8I:56:VAL:HB	17:8I:78:GLU:H	1.81	0.45
22:1K:14:A:C5	22:1K:22:G:C2	3.04	0.45
26:1H:7:G:H2'	26:1H:8:A:O4'	2.16	0.45
26:1H:140:A:C8	26:1H:1408:C:O2'	2.65	0.45
26:1H:198:C:C2'	26:1H:199:A:H5''	2.46	0.45
26:1H:234:C:H2'	26:1H:235:U:C6	2.49	0.45
26:1H:270(L):U:H2'	34:61:50:ARG:HD2	1.97	0.45
26:1H:396:G:O3'	49:J8:44:PRO:HA	2.17	0.45
26:1H:613:U:H5'	26:1H:616:A:N6	2.31	0.45
26:1H:1296:G:O2'	26:1H:1297:C:H5'	2.15	0.45
26:1H:1344:G:H5'	26:1H:1384:A:N1	2.31	0.45
26:1H:1487:G:H2'	26:1H:1488:G:H8	1.81	0.45
26:1H:1726:G:H2'	26:1H:1727:U:O4'	2.15	0.45
26:1H:1765:C:H2'	26:1H:1766:U:H6	1.81	0.45
26:1H:2324:C:H5''	26:1H:2325:G:H5'	1.98	0.45
26:1H:2772:C:H2'	26:1H:2773:C:C6	2.52	0.45
27:16:44:G:O2'	27:16:45:A:O5'	2.33	0.45
27:16:54:G:H2'	27:16:55:U:H6	1.81	0.45
29:11:108:PRO:HD2	29:11:111:LEU:HG	1.99	0.45
32:41:51:ARG:H	32:41:51:ARG:HG3	1.41	0.45
33:51:157:TYR:CE1	33:51:171:LEU:HB3	2.51	0.45
34:61:40:THR:O	34:61:44:LEU:HB2	2.16	0.45
45:F8:35:THR:HG22	45:F8:38:GLU:OE1	2.16	0.45
1:1G:56:U:H2'	1:1G:57:G:C8	2.51	0.45

Continued on next page...



*Continued from previous page...*

Atom-1	Atom-2	Interatomic distance (Å)	Clash overlap (Å)
1:1G:604:G:H2'	1:1G:605:U:O4'	2.16	0.45
1:1G:1108:G:H5'	3:22:176:HIS:ND1	2.31	0.45
1:1G:1238:A:OP1	1:1G:1335:C:O2'	2.32	0.45
1:1G:1258:G:O2'	1:1G:1259:C:H5'	2.16	0.45
1:1G:1413:A:H2'	1:1G:1414:U:O4'	2.17	0.45
3:22:6:HIS:HB3	14:5A:49:HIS:ND1	2.31	0.45
9:82:46:ALA:HB2	9:82:74:ILE:HG23	1.99	0.45
56:1L:6:G:O2'	56:1L:7:U:OP1	2.32	0.45
26:14:17:G:H2'	26:14:18:C:C6	2.51	0.45
26:14:675:A:OP1	31:39:63:LYS:HE2	2.16	0.45
26:14:794:G:H2'	26:14:795:C:C6	2.50	0.45
26:14:872:A:P	38:45:5:ARG:HH22	2.39	0.45
26:14:1525:G:H2'	26:14:1526:G:C8	2.51	0.45
26:14:1991:U:H2'	26:14:1992:G:H5''	1.97	0.45
26:14:2127:G:H2'	26:14:2128:C:O4'	2.15	0.45
29:19:26:LYS:HE2	29:19:26:LYS:HA	1.98	0.45
31:39:4:VAL:HG13	31:39:19:GLU:OE2	2.16	0.45
37:35:131:SER:HB3	37:35:134:ALA:HB2	1.98	0.45
41:75:106:SER:C	41:75:107:ASP:OD1	2.55	0.45
43:95:22:VAL:HG22	43:95:23:GLU:H	1.82	0.45
43:95:77:ALA:O	43:95:79:VAL:HG22	2.16	0.45
47:D5:59:LEU:HD12	47:D5:69:THR:HG21	1.97	0.45
49:F5:80:LEU:HD13	49:F5:80:LEU:HA	1.66	0.45
49:F5:87:PRO:O	49:F5:88:LYS:C	2.53	0.45
1:13:689:C:OP1	11:2I:27:ASN:ND2	2.47	0.45
1:13:918:A:H2'	1:13:919:A:H8	1.78	0.45
1:13:1053:G:N7	1:13:1199:U:H3'	2.32	0.45
1:13:1137:C:H1'	1:13:1138:G:N1	2.31	0.45
1:13:1218:C:H2'	1:13:1219:U:C6	2.51	0.45
2:1E:72:GLY:HA2	2:1E:165:VAL:HG22	1.98	0.45
3:2E:58:GLU:HB2	3:2E:65:ALA:CB	2.45	0.45
3:2E:73:PRO:HA	3:2E:76:VAL:HG22	1.97	0.45
5:4E:145:LYS:O	5:4E:148:VAL:HB	2.15	0.45
9:8E:70:LYS:O	9:8E:73:GLN:HB2	2.16	0.45
18:9I:40:LEU:HD23	18:9I:40:LEU:HA	1.74	0.45
19:AI:40:ILE:HG22	19:AI:69:HIS:O	2.17	0.45
26:1H:397:G:H2'	26:1H:398:G:H8	1.80	0.45
26:1H:577:G:OP1	26:1H:2502:G:O2'	2.33	0.45
26:1H:1375:C:H2'	26:1H:1376:C:H6	1.81	0.45
26:1H:1464:C:O2'	26:1H:1528:A:H8	2.00	0.45
26:1H:1470:G:H5''	26:1H:1471:A:OP1	2.16	0.45

*Continued on next page...*

*Continued from previous page...*

Atom-1	Atom-2	Interatomic distance (Å)	Clash overlap (Å)
26:1H:2027:G:C5	26:1H:2028:U:C5	3.04	0.45
26:1H:2061:G:H3'	61:1H:3535:HOH:O	2.16	0.45
26:1H:2145:C:H3'	26:1H:2146:C:H5'	1.98	0.45
29:11:149:PRO:O	29:11:150:LYS:HB2	2.17	0.45
30:21:35:GLN:HG2	30:21:36:ARG:N	2.31	0.45
32:41:46:ALA:HB2	32:41:52:ILE:CB	2.41	0.45
32:41:171:ALA:O	32:41:174:GLU:HB2	2.17	0.45
34:61:64:GLU:O	34:61:67:ARG:N	2.50	0.45
35:58:68:GLU:HG3	35:58:69:GLN:H	1.81	0.45
37:78:114:ILE:HG12	37:78:130:PHE:CD2	2.52	0.45
46:G8:88:LYS:HD3	46:G8:88:LYS:HA	1.60	0.45
1:1G:332:G:C2	1:1G:333:G:C8	3.05	0.45
1:1G:1055:A:C2	1:1G:1056:U:H1'	2.51	0.45
1:1G:1516:G:H2'	1:1G:1518:A:OP2	2.16	0.45
3:22:111:LEU:HD11	3:22:144:SER:O	2.16	0.45
4:32:32:ALA:HA	4:32:35:ARG:HB3	1.99	0.45
9:82:20:ARG:HG3	9:82:60:ASP:HB2	1.98	0.45
13:4A:8:GLU:HB3	32:49:115:ARG:NH2	2.32	0.45
26:14:90:U:HO2'	26:14:91:A:H8	1.60	0.45
26:14:111:A:C2	26:14:112:U:C2	3.04	0.45
26:14:265:A:H1'	26:14:266:G:O4'	2.16	0.45
26:14:456:C:C2	45:B5:69:TYR:HE2	2.35	0.45
26:14:478:A:N1	26:14:500:G:H4'	2.31	0.45
26:14:813:U:C2	26:14:1195:G:N2	2.85	0.45
26:14:951:C:H2'	26:14:952:G:H8	1.82	0.45
26:14:957:A:N6	26:14:2459:A:C8	2.84	0.45
26:14:1019:U:H3	26:14:1142(A):A:H62	1.64	0.45
26:14:1278:A:O2'	39:55:34:ILE:HD11	2.17	0.45
26:14:1331:A:H2'	26:14:1333:C:C5	2.51	0.45
26:14:1408:C:O2	26:14:1595:G:N2	2.49	0.45
26:14:1708:C:O2'	26:14:1709:U:H5'	2.16	0.45
40:65:23:ARG:NH2	40:65:84:GLN:OE1	2.49	0.45
43:95:37:VAL:HG21	43:95:57:VAL:HG13	1.98	0.45
43:95:71:LEU:H	43:95:86:GLY:CA	2.29	0.45
43:95:71:LEU:O	43:95:72:VAL:HG12	2.16	0.45
1:13:591:U:H2'	1:13:592:G:C8	2.52	0.45
1:13:657:G:N2	1:13:749:C:O2	2.25	0.45
1:13:963:G:H1	1:13:972:C:N4	2.11	0.45
1:13:1137:C:O2'	1:13:1138:G:O5'	2.34	0.45
1:13:1299:A:C2'	1:13:1301:U:H1'	2.45	0.45
1:13:1333:A:H2'	1:13:1334:G:O4'	2.16	0.45

*Continued on next page...*

Continued from previous page...

Atom-1	Atom-2	Interatomic distance (Å)	Clash overlap (Å)
9:8E:48:GLU:N	9:8E:49:PRO:HD2	2.31	0.45
14:5I:21:TYR:HE1	14:5I:23:ARG:NE	2.15	0.45
14:5I:43:CYS:HA	14:5I:46:GLU:HB2	1.99	0.45
24:3K:21:A:H2'	24:3K:22:G:H8	1.81	0.45
26:1H:602:G:O2'	26:1H:604:G:O2'	2.10	0.45
26:1H:1296:G:H2'	26:1H:1297:C:H6	1.82	0.45
26:1H:1336:A:OP2	45:F8:64:LYS:NZ	2.39	0.45
26:1H:1578:U:H5	61:1H:3999:HOH:O	1.98	0.45
26:1H:1635:G:C2	26:1H:1636:C:C2	3.05	0.45
26:1H:1897:G:H2'	26:1H:1898:U:O4'	2.16	0.45
26:1H:2311:A:O2'	32:41:88:ILE:HG21	2.17	0.45
26:1H:2680:C:OP2	30:21:111:ARG:NH2	2.47	0.45
27:16:0:A:H2'	27:16:1:U:C6	2.51	0.45
32:41:96:ARG:O	32:41:97:ASP:HB2	2.16	0.45
37:78:37:GLY:O	37:78:40:SER:N	2.48	0.45
37:78:100:LEU:HA	37:78:100:LEU:HD13	1.62	0.45
39:98:5:LYS:HB2	39:98:5:LYS:HE3	1.68	0.45
45:F8:12:VAL:HG13	45:F8:27:THR:O	2.16	0.45
49:J8:58:ILE:HG12	49:J8:87:PRO:HD3	1.98	0.45
51:L8:31:LEU:HB3	51:L8:32:GLN:OE1	2.16	0.45
1:1G:552:U:H1'	12:3A:32:PHE:CE1	2.51	0.45
1:1G:653:A:C8	8:72:56:LYS:HE3	2.52	0.45
1:1G:1053:G:C6	1:1G:1199:U:H2'	2.52	0.45
1:1G:1109:C:H2'	1:1G:1110:A:O4'	2.16	0.45
4:32:20:TYR:HD1	4:32:26:CYS:HB3	1.82	0.45
4:32:31:CYS:C	4:32:33:MET:N	2.69	0.45
7:62:60:LYS:HG2	7:62:63:LYS:HE3	1.99	0.45
17:8A:10:VAL:HG22	17:8A:55:ASP:O	2.15	0.45
20:BA:57:ARG:HA	20:BA:60:GLU:HB2	1.99	0.45
56:1L:18:G:O2'	56:1L:19:G:H5'	2.16	0.45
56:1L:68:G:H2'	56:1L:69:A:C5	2.51	0.45
26:14:66:C:H2'	26:14:67:U:H6	1.80	0.45
26:14:221:A:N1	26:14:265:A:O2'	2.44	0.45
26:14:445:C:O2'	26:14:446:G:H5'	2.16	0.45
26:14:955:C:OP1	38:45:85:LYS:NZ	2.48	0.45
26:14:1338:G:N3	26:14:1393:A:H2	2.15	0.45
26:14:2467:C:H4'	38:45:123:HIS:CD2	2.51	0.45
26:14:2591:C:OP1	29:19:239:ARG:HG3	2.17	0.45
26:14:2884:U:H2'	26:14:2885:C:O4'	2.17	0.45
26:14:2892:A:C5	26:14:2893:G:H1'	2.52	0.45
27:1J:21:G:H2'	27:1J:22:U:O4'	2.16	0.45

Continued on next page...

*Continued from previous page...*

Atom-1	Atom-2	Interatomic distance (Å)	Clash overlap (Å)
30:29:26:ILE:HD12	30:29:26:ILE:HG23	1.70	0.45
41:75:8:LYS:HA	41:75:8:LYS:NZ	2.31	0.45
41:75:26:ASP:O	41:75:49:VAL:HG22	2.17	0.45
1:13:383:A:C5	1:13:384:G:H1'	2.52	0.45
1:13:509:A:H5''	4:3E:55:ALA:HB2	1.98	0.45
1:13:843:U:H5''	1:13:848:C:C5	2.52	0.45
1:13:1412:C:H42	1:13:1488:G:H1	1.64	0.45
2:1E:127:ILE:HD11	2:1E:139:LYS:NZ	2.32	0.45
3:2E:131:ARG:HA	3:2E:134:ILE:HD12	1.99	0.45
5:4E:126:ARG:HG3	5:4E:126:ARG:HH11	1.81	0.45
8:7E:10:LEU:HD23	8:7E:10:LEU:N	2.32	0.45
11:2I:38:ASN:HA	11:2I:39:PRO:HD3	1.82	0.45
13:4I:13:LYS:HA	13:4I:13:LYS:HZ2	1.81	0.45
23:2K:17:C:H5'	23:2K:62:C:OP1	2.16	0.45
26:1H:734:A:O2'	26:1H:1635:G:H5'	2.16	0.45
26:1H:775:G:C5	26:1H:794:G:C8	3.04	0.45
26:1H:839:U:H2'	26:1H:840:C:C6	2.51	0.45
26:1H:996:A:H4'	42:C8:92:ARG:HE	1.80	0.45
26:1H:1171:G:H3'	26:1H:1173:G:C5'	2.47	0.45
26:1H:1358:G:N2	26:1H:1372:U:C5	2.85	0.45
26:1H:2336:A:H61	48:I8:43:THR:HG21	1.81	0.45
26:1H:2663:G:C2	26:1H:2664:G:H1'	2.51	0.45
28:71:22:ILE:HD13	28:71:189:ILE:HG22	1.97	0.45
30:21:105:THR:HB	30:21:197:ILE:HG23	1.99	0.45
31:31:108:LYS:O	31:31:112:MET:HG3	2.17	0.45
31:31:129:PHE:HB2	31:31:132:VAL:HG13	1.99	0.45
32:41:106:LEU:HD12	32:41:110:ALA:HB3	1.97	0.45
34:61:10:GLU:O	34:61:11:ASN:HB2	2.17	0.45
37:78:50:ARG:HD3	55:Q8:7:HIS:CD2	2.52	0.45
45:F8:41:ASN:N	45:F8:41:ASN:OD1	2.49	0.45
49:J8:21:ARG:HE	49:J8:21:ARG:HB3	1.40	0.45
51:L8:6:VAL:HG12	51:L8:56:VAL:HG22	1.97	0.45
55:Q8:4:MET:HB2	55:Q8:4:MET:HE3	1.56	0.45
55:Q8:41:ILE:O	55:Q8:41:ILE:HG13	2.16	0.45
1:1G:113:G:O4'	1:1G:354:G:H4'	2.16	0.45
1:1G:397:A:H3'	1:1G:397:A:N3	2.32	0.45
1:1G:582:U:H5''	15:6A:64:ARG:NH1	2.31	0.45
1:1G:1316:G:N2	1:1G:1319:A:OP2	2.42	0.45
2:12:98:LEU:O	2:12:101:MET:HG2	2.17	0.45
8:72:81:HIS:HB2	8:72:138:TRP:HE3	1.82	0.45
10:1A:28:ARG:HH12	10:1A:34:VAL:HG22	1.81	0.45

*Continued on next page...*

*Continued from previous page...*

Atom-1	Atom-2	Interatomic distance (Å)	Clash overlap (Å)
13:4A:96:LEU:CD2	13:4A:97:PRO:HD2	2.47	0.45
25:4L:11:U:H2'	25:4L:12:A:H5''	1.98	0.45
26:14:59:U:O2'	26:14:73:A:H2'	2.16	0.45
26:14:330:A:HO2'	26:14:331:A:H8	1.61	0.45
26:14:718:A:H3'	26:14:719:C:H6	1.82	0.45
26:14:1149:G:H2'	26:14:1150:C:C6	2.52	0.45
26:14:1328:G:H2'	26:14:1330:C:C4	2.52	0.45
31:39:141:ALA:HA	31:39:144:LYS:HB2	1.99	0.45
40:65:68:GLN:O	40:65:72:ALA:N	2.42	0.45
43:95:76:LYS:HD2	43:95:80:GLN:O	2.16	0.45
47:D5:98:MET:O	47:D5:125:LEU:HA	2.17	0.45
55:M5:40:GLU:H	55:M5:43:GLN:HB2	1.82	0.45
1:13:134:A:H61	16:7I:25:ARG:NH1	2.14	0.45
1:13:718:G:C4	11:2I:116:HIS:CD2	3.05	0.45
4:3E:157:LEU:HD12	4:3E:161:ASN:ND2	2.32	0.45
5:4E:128:PRO:HA	5:4E:131:ILE:HB	1.98	0.45
5:4E:143:ARG:HB3	5:4E:147:ASP:HB2	1.98	0.45
6:5E:23:LYS:HB2	6:5E:23:LYS:NZ	2.32	0.45
8:7E:11:THR:HG23	8:7E:14:ARG:HH12	1.81	0.45
19:AI:41:VAL:CG1	19:AI:67:VAL:HA	2.47	0.45
24:3K:57:G:O5'	24:3K:57:G:H8	1.99	0.45
26:1H:91:A:H2'	26:1H:92:G:O4'	2.16	0.45
26:1H:389:G:H1	37:78:71:VAL:HG12	1.81	0.45
26:1H:1113:U:H2'	26:1H:1114:G:C8	2.52	0.45
26:1H:1380:G:N2	26:1H:1570:A:C2	2.85	0.45
26:1H:1409:C:N4	26:1H:1593:G:H1	2.14	0.45
26:1H:1437:C:H2'	26:1H:1438:U:H6	1.82	0.45
26:1H:2199:A:C4	26:1H:2205:C:C6	3.05	0.45
26:1H:2496:C:C2'	26:1H:2497:A:H5'	2.47	0.45
26:1H:2845:G:H5''	41:B8:55:ASN:HA	1.98	0.45
29:11:122:ASP:CG	29:11:123:ALA:H	2.20	0.45
30:21:78:LEU:O	30:21:79:ARG:HB2	2.16	0.45
32:41:6:ALA:HB3	32:41:104:GLU:OE2	2.17	0.45
33:51:124:GLU:HG2	33:51:126:PRO:HD3	1.98	0.45
37:78:46:LYS:O	37:78:47:ASP:HB3	2.16	0.45
43:D8:85:LYS:HB2	43:D8:85:LYS:HZ3	1.82	0.45
51:L8:26:LEU:HB2	51:L8:28:LEU:HD12	1.98	0.45
1:1G:263:A:H2'	1:1G:264:U:C6	2.52	0.45
1:1G:411:A:H61	1:1G:430:A:N6	2.15	0.45
1:1G:791:G:O6	1:1G:792:A:N6	2.48	0.45
1:1G:1298:C:H4'	1:1G:1299:A:C5	2.50	0.45

*Continued on next page...*

*Continued from previous page...*

Atom-1	Atom-2	Interatomic distance (Å)	Clash overlap (Å)
1:1G:1401:G:C2	1:1G:1402:C:H1'	2.51	0.45
9:82:43:ALA:HA	9:82:74:ILE:HD13	1.99	0.45
13:4A:15:VAL:HA	13:4A:18:ALA:HB3	1.99	0.45
14:5A:11:LYS:O	14:5A:13:THR:HG23	2.17	0.45
57:3L:30:G:C4	57:3L:31:A:C8	3.05	0.45
26:14:41:C:H2'	26:14:43:G:H8	1.82	0.45
26:14:1356:G:H2'	26:14:1357:U:O4'	2.16	0.45
26:14:2173:A:O2'	26:14:2174:C:OP1	2.32	0.45
29:19:53:PHE:C	29:19:218:ARG:HB2	2.37	0.45
30:29:51:PHE:CE2	30:29:52:LEU:HD22	2.52	0.45
31:39:168:ARG:HG3	31:39:175:THR:HG21	1.98	0.45
31:39:178:PRO:HB3	31:39:198:ALA:HB1	1.99	0.45
32:49:140:ILE:HG13	32:49:141:PHE:N	2.32	0.45
36:25:7:TYR:CE1	36:25:20:MET:HG3	2.51	0.45
38:45:34:LEU:HB2	38:45:118:LEU:HD13	1.98	0.45
44:A5:72:LYS:HG2	44:A5:106:ILE:HD11	1.98	0.45
47:D5:44:PHE:HE2	47:D5:88:PHE:CZ	2.34	0.45
1:13:38:G:C2	1:13:397:A:C2	3.05	0.45
1:13:186(A):C:N3	20:BI:105:SER:HB3	2.31	0.45
1:13:965:A:C2	1:13:969:A:C2	3.05	0.45
1:13:1058:G:C6	1:13:1059:C:N3	2.85	0.45
1:13:1148:U:H2'	1:13:1149:C:O4'	2.17	0.45
2:1E:91:PRO:HG3	2:1E:154:LEU:HB2	1.98	0.45
6:5E:4:TYR:HA	6:5E:91:VAL:O	2.17	0.45
6:5E:89:MET:HG3	18:9I:76:LEU:CD2	2.43	0.45
8:7E:77:GLU:HG2	8:7E:78:GLN:H	1.81	0.45
20:BI:53:LEU:O	20:BI:57:ARG:HB2	2.16	0.45
26:1H:576:U:O2	26:1H:576:U:O5'	2.35	0.45
26:1H:1018:C:O2'	26:1H:1019:U:H5'	2.16	0.45
26:1H:1210:A:H5'	26:1H:1210:A:C8	2.46	0.45
26:1H:1264:G:H5'	53:N8:11:THR:CG2	2.47	0.45
26:1H:1568:G:P	29:11:63:ARG:HH12	2.40	0.45
26:1H:2732:G:H3'	26:1H:2733:A:O4'	2.17	0.45
26:1H:2744:G:C8	26:1H:2755:C:C6	3.05	0.45
28:71:180:PHE:HA	28:71:181:PRO:HD3	1.67	0.45
32:41:55:LYS:NZ	32:41:59:GLU:OE2	2.38	0.45
32:41:77:ILE:HG22	32:41:82:LEU:HD12	1.99	0.45
34:61:33:ARG:O	34:61:35:LEU:HD12	2.17	0.45
36:68:64:ARG:NH1	36:68:81:ASP:OD1	2.50	0.45
38:88:39:PRO:HA	38:88:97:VAL:O	2.17	0.45
45:F8:47:PHE:O	45:F8:49:VAL:HG23	2.17	0.45

*Continued on next page...*

*Continued from previous page...*

Atom-1	Atom-2	Interatomic distance (Å)	Clash overlap (Å)
1:1G:771:G:H2'	1:1G:772:U:C6	2.52	0.45
1:1G:1141:C:H2'	1:1G:1142:G:C8	2.52	0.45
2:12:185:ILE:HG23	2:12:199:TYR:O	2.17	0.45
3:22:42:LEU:O	3:22:46:GLU:HG2	2.17	0.45
9:82:95:LYS:HB3	9:82:95:LYS:NZ	2.32	0.45
12:3A:109:GLY:HA3	12:3A:121:GLY:O	2.17	0.45
26:14:300:A:H2'	26:14:334:C:H1'	1.99	0.45
26:14:389:G:H1	37:35:71:VAL:HG12	1.82	0.45
26:14:608:A:H2'	26:14:609:A:O4'	2.17	0.45
26:14:669:G:N3	26:14:669:G:H2'	2.31	0.45
26:14:873:G:H1'	38:45:29:PHE:CE2	2.44	0.45
26:14:1011:G:OP2	42:85:66:ASN:ND2	2.48	0.45
26:14:1138:G:C4	26:14:1139:G:H1'	2.51	0.45
26:14:1217:C:OP1	42:85:15:LYS:HE3	2.17	0.45
26:14:1838:C:N4	26:14:1898:U:H2'	2.32	0.45
26:14:2029:G:H2'	26:14:2031:A:OP1	2.17	0.45
26:14:2092:U:H5	26:14:2226:C:OP2	2.00	0.45
26:14:2850:A:C2	26:14:2851:A:C4	3.04	0.45
32:49:59:GLU:CD	32:49:153:ARG:HH21	2.20	0.45
36:25:50:GLY:H	36:25:53:LYS:HE3	1.82	0.45
37:35:96:THR:OG1	37:35:97:PRO:O	2.34	0.45
37:35:144:GLU:HA	37:35:145:PRO:HD3	1.72	0.45
46:C5:40:GLU:N	46:C5:40:GLU:OE2	2.50	0.45
48:E5:24:LYS:O	48:E5:25:ARG:HD3	2.17	0.45
49:F5:12:PRO:HB2	49:F5:41:ARG:HH21	1.82	0.45
1:13:33:A:H8	1:13:33:A:O5'	1.99	0.45
1:13:603:U:H2'	1:13:604:G:C8	2.51	0.45
1:13:625:G:H2'	1:13:626:U:C6	2.52	0.45
1:13:990:C:N4	1:13:991:U:O4	2.49	0.45
2:1E:59:GLU:HB2	2:1E:221:LEU:HD21	1.99	0.45
4:3E:79:PHE:O	4:3E:83:SER:OG	2.32	0.45
22:1K:28:U:C4	22:1K:29:U:C4	3.05	0.45
24:3K:72:C:H2'	24:3K:73:A:H5''	1.98	0.45
26:1H:580:C:H2'	26:1H:581:C:C6	2.50	0.45
26:1H:1264:G:H5'	53:N8:11:THR:HG23	1.99	0.45
26:1H:1591:G:H2'	26:1H:1592:C:C6	2.51	0.45
26:1H:1668:A:OP1	36:68:5:GLN:HG3	2.16	0.45
26:1H:2661:G:OP2	26:1H:2661:G:H8	2.00	0.45
30:21:47:VAL:O	30:21:80:GLU:HA	2.16	0.45
30:21:75:VAL:C	30:21:76:ARG:HD2	2.38	0.45
31:31:27:GLU:OE1	31:31:27:GLU:N	2.47	0.45

*Continued on next page...*

*Continued from previous page...*

Atom-1	Atom-2	Interatomic distance (Å)	Clash overlap (Å)
31:31:46:ARG:HA	31:31:46:ARG:HD2	1.77	0.45
35:58:104:LYS:HB2	35:58:117:PHE:CE1	2.52	0.45
40:A8:18:ILE:O	40:A8:21:THR:HG22	2.17	0.45
50:K8:64:LEU:HD21	50:K8:68:ARG:NH1	2.32	0.45
52:M8:40:HIS:CE1	52:M8:43:TYR:O	2.69	0.45
1:1G:1346:A:C6	7:62:10:ARG:NH1	2.84	0.45
13:4A:31:LYS:O	13:4A:34:LEU:HB2	2.16	0.45
18:9A:53:ARG:HD2	18:9A:63:GLN:HB2	1.99	0.45
21:1B:8:THR:HG21	21:1B:10:ARG:NH2	2.32	0.45
26:14:519:U:H2'	26:14:520:G:C8	2.52	0.45
26:14:843:G:H1	26:14:935:C:H42	1.65	0.45
26:14:851:U:OP1	51:H5:49:LYS:HE2	2.17	0.45
26:14:1087:G:N3	26:14:1087:G:H2'	2.32	0.45
26:14:1849:G:H2'	26:14:1850:G:H8	1.82	0.45
26:14:2577:A:H2'	26:14:2614:A:N6	2.32	0.45
26:14:2655:G:N2	26:14:2665:A:OP2	2.50	0.45
26:14:2873:A:H8	39:55:6:SER:N	2.02	0.45
26:14:2897:U:H3'	26:14:2898:U:C6	2.52	0.45
30:29:55:ASN:O	30:29:57:LYS:NZ	2.49	0.45
33:59:154:PRO:HB3	33:59:162:ILE:O	2.17	0.45
38:45:35:VAL:HG12	38:45:36:ALA:N	2.32	0.45
38:45:117:ALA:HA	38:45:120:ILE:HB	1.99	0.45
43:95:98:GLU:HG2	43:95:100:ARG:HG2	1.98	0.45
46:C5:82:PRO:HB3	46:C5:97:ARG:HB3	1.98	0.45
50:G5:32:LEU:HD12	50:G5:32:LEU:O	2.17	0.45
1:13:19:C:OP1	5:4E:125:SER:OG	2.33	0.45
1:13:232:G:H2'	1:13:233:C:C6	2.51	0.45
1:13:243:A:H4'	1:13:244:U:H5''	1.99	0.45
1:13:1212:U:H4'	1:13:1213:A:C8	2.51	0.45
4:3E:192:GLU:N	4:3E:192:GLU:OE1	2.50	0.45
26:1H:7:G:H1	26:1H:2896:C:H42	1.65	0.45
26:1H:642:G:H21	26:1H:646:A:H2	1.64	0.45
26:1H:686:G:N7	54:P8:5:TRP:CH2	2.85	0.45
26:1H:731:C:C2	26:1H:732:C:C5	3.05	0.45
26:1H:991:C:H2'	26:1H:992:C:H6	1.82	0.45
26:1H:2127:G:N1	26:1H:2161:C:H2'	2.29	0.45
26:1H:2674:G:H4'	36:68:30:ALA:HB2	1.99	0.45
29:11:9:TYR:CZ	29:11:13:ARG:HG2	2.52	0.45
38:88:11:LYS:NZ	38:88:88:GLY:O	2.49	0.45
39:98:42:LYS:HA	39:98:45:ARG:HD2	1.98	0.45
41:B8:6:LEU:HA	41:B8:9:LEU:HB2	1.98	0.45

*Continued on next page...*



*Continued from previous page...*

Atom-1	Atom-2	Interatomic distance (Å)	Clash overlap (Å)
1:1G:78:G:H1	1:1G:91:C:N4	2.15	0.45
1:1G:452:A:C4'	16:7A:72:ARG:HH12	2.23	0.45
1:1G:922:G:H1'	5:42:19:MET:HB3	1.98	0.45
2:12:59:GLU:OE2	2:12:221:LEU:HD13	2.16	0.45
12:3A:86:ARG:HB2	12:3A:101:VAL:CG2	2.46	0.45
13:4A:22:ILE:HB	13:4A:25:ILE:HG13	1.98	0.45
20:BA:8:ARG:HG2	20:BA:8:ARG:O	2.17	0.45
57:3L:76:A:C8	26:14:2394:C:N4	2.85	0.45
26:14:337:C:H2'	26:14:338:G:O4'	2.18	0.45
26:14:666:G:H5''	37:35:47:ASP:O	2.16	0.45
26:14:741:G:H2'	26:14:742:G:C8	2.52	0.45
26:14:774:A:H2	26:14:787:U:O2'	1.99	0.45
26:14:1557:C:H5''	26:14:1558:A:OP2	2.17	0.45
26:14:1833:U:O2	26:14:1969:A:H2	1.99	0.45
26:14:2134:A:C5	26:14:2158:A:H8	2.35	0.45
26:14:2273:A:H2'	26:14:2274:A:C8	2.52	0.45
26:14:2417:C:H2'	26:14:2418:A:C8	2.51	0.45
26:14:2498:C:P	61:14:3507:HOH:O	2.72	0.45
26:14:2771:C:H4'	30:29:202:LYS:HD3	1.98	0.45
29:19:73:VAL:HG13	29:19:120:GLY:HA3	1.98	0.45
29:19:159:ALA:HB1	29:19:198:ASN:O	2.16	0.45
33:59:3:ARG:HB3	33:59:4:ILE:H	1.29	0.45
34:69:77:LEU:HG	34:69:78:THR:OG1	2.17	0.45
41:75:5:ALA:O	41:75:8:LYS:HB2	2.17	0.45
47:D5:7:ALA:O	47:D5:8:TYR:CG	2.69	0.45
1:13:114:U:O2'	1:13:115:G:H5'	2.17	0.44
1:13:156:G:H2'	1:13:157:G:C8	2.53	0.44
1:13:363:A:N7	12:3I:33:ARG:NH2	2.65	0.44
1:13:739:C:O2'	15:6I:42:HIS:ND1	2.40	0.44
1:13:859:A:H2'	1:13:860:A:O4'	2.16	0.44
1:13:947:G:C6	1:13:948:C:C4	3.05	0.44
1:13:1053:G:O5'	1:13:1054:C:H3'	2.18	0.44
1:13:1367:C:H5'	10:1I:60:ARG:HH11	1.82	0.44
2:1E:145:LEU:HD23	2:1E:145:LEU:HA	1.79	0.44
4:3E:108:LEU:HB3	4:3E:110:PHE:CE1	2.52	0.44
8:7E:15:ASN:O	8:7E:19:VAL:HG23	2.17	0.44
16:7I:21:VAL:O	16:7I:33:ILE:N	2.45	0.44
24:3K:35:U:H2'	24:3K:36:U:H6	1.82	0.44
26:1H:43:G:H1'	26:1H:438:G:N2	2.32	0.44
26:1H:729:G:OP2	29:11:13:ARG:NH1	2.47	0.44
26:1H:764:A:H5'	29:11:210:GLY:CA	2.47	0.44

*Continued on next page...*

*Continued from previous page...*

Atom-1	Atom-2	Interatomic distance (Å)	Clash overlap (Å)
26:1H:783:A:C8	26:1H:783:A:H3'	2.52	0.44
26:1H:1044:G:O2'	26:1H:1111:A:N6	2.33	0.44
26:1H:1331:A:O2'	26:1H:1332:G:H8	1.99	0.44
26:1H:1686:C:H2'	26:1H:1687:G:O4'	2.18	0.44
26:1H:1819:A:O4'	26:1H:1821:A:C4	2.69	0.44
26:1H:2084:C:H2'	26:1H:2085:C:H6	1.82	0.44
26:1H:2314:C:H2'	26:1H:2315:G:C8	2.52	0.44
26:1H:2705:A:H2'	26:1H:2706:G:O4'	2.17	0.44
26:1H:2851:A:H2'	26:1H:2852:G:O4'	2.17	0.44
38:88:66:ILE:CD1	38:88:67:ARG:H	2.30	0.44
41:B8:6:LEU:HD23	41:B8:9:LEU:HD12	1.98	0.44
41:B8:26:ASP:CB	41:B8:92:GLY:H	2.26	0.44
46:G8:93:GLY:O	46:G8:94:LYS:HB2	2.17	0.44
1:1G:15:G:H2'	1:1G:16:A:O4'	2.17	0.44
1:1G:78:G:H2'	1:1G:79:G:O4'	2.17	0.44
1:1G:165:C:H2'	1:1G:166:G:C8	2.52	0.44
1:1G:570:G:H1'	1:1G:820:U:C4	2.52	0.44
1:1G:601:C:H2'	1:1G:602:A:H8	1.82	0.44
1:1G:975:A:C4'	1:1G:976:G:H5''	2.38	0.44
1:1G:995:C:O2'	1:1G:996:A:H5'	2.17	0.44
1:1G:1294:G:H2'	1:1G:1295:G:H8	1.81	0.44
1:1G:1299:A:C6	1:1G:1301:U:C2	3.05	0.44
1:1G:1321:C:H3'	1:1G:1322:C:H5''	1.99	0.44
2:12:16:HIS:HD2	2:12:213:LEU:HD22	1.80	0.44
3:22:47:LEU:HB2	3:22:52:LEU:HD13	1.99	0.44
5:42:41:VAL:O	5:42:67:VAL:HG12	2.18	0.44
12:3A:59:ARG:HH11	12:3A:59:ARG:HG3	1.82	0.44
19:AA:15:LEU:HD11	19:AA:33:THR:HB	1.99	0.44
23:2L:1:C:O2	48:E5:7:LEU:N	2.50	0.44
26:14:303:U:H2'	26:14:304:G:C8	2.52	0.44
26:14:753:C:H2'	26:14:754:C:H6	1.82	0.44
26:14:839:U:H2'	26:14:840:C:H6	1.82	0.44
26:14:1106:G:H5'	26:14:1107:G:OP2	2.17	0.44
26:14:1225:C:H4'	43:95:85:LYS:CG	2.36	0.44
26:14:1257:C:H4'	31:39:83:PHE:CD1	2.52	0.44
26:14:1542:G:O6	26:14:1543:A:N6	2.49	0.44
26:14:1688:U:H1'	26:14:1701:A:C6	2.52	0.44
26:14:1824:G:OP1	29:19:52:ARG:NH1	2.50	0.44
26:14:2299:G:C6	26:14:2318:G:H8	2.35	0.44
26:14:2757:A:N1	33:59:67:LEU:HD22	2.32	0.44
26:14:2774:C:H2'	26:14:2775:A:O4'	2.17	0.44

*Continued on next page...*

*Continued from previous page...*

Atom-1	Atom-2	Interatomic distance (Å)	Clash overlap (Å)
26:14:2788:C:O2'	26:14:2809:A:N3	2.43	0.44
26:14:2886:G:H2'	26:14:2887:U:H6	1.81	0.44
32:49:124:SER:HB2	32:49:131:TYR:HE1	1.81	0.44
40:65:36:TYR:HA	40:65:52:SER:HB3	1.98	0.44
46:C5:87:LYS:CB	46:C5:94:LYS:HA	2.47	0.44
47:D5:25:PRO:O	47:D5:85:HIS:HA	2.17	0.44
1:13:263:A:OP2	20:BI:79:ARG:NH1	2.50	0.44
1:13:376:G:O3'	16:7I:5:ARG:NH1	2.50	0.44
1:13:646:U:H2'	1:13:647:C:C6	2.51	0.44
1:13:725:G:O2'	1:13:726:C:H5'	2.17	0.44
1:13:837:G:P	1:13:842:C:H42	2.35	0.44
1:13:994:A:N7	1:13:1216:G:H4'	2.32	0.44
1:13:1002:G:C2	1:13:1003:G:H1'	2.52	0.44
11:2I:84:VAL:HG13	11:2I:110:ASP:HA	1.98	0.44
19:AI:5:LEU:HB2	19:AI:8:GLY:HA3	1.99	0.44
21:1F:6:ARG:HH11	21:1F:15:ARG:CZ	2.30	0.44
23:2K:37:U:H2'	23:2K:38:A:O4'	2.17	0.44
26:1H:768:G:O2'	26:1H:1379:A:N6	2.47	0.44
26:1H:1278:A:H4'	39:98:34:ILE:HD11	1.98	0.44
26:1H:1416:G:O2'	26:1H:1417:C:P	2.75	0.44
26:1H:1475:G:H1	26:1H:1518:C:N4	2.12	0.44
26:1H:1796:U:H2'	26:1H:1797:C:C6	2.51	0.44
26:1H:2329:G:H21	48:I8:41:ARG:HG3	1.82	0.44
26:1H:2659:G:N2	26:1H:2661:G:H5''	2.32	0.44
26:1H:2886:G:H2'	26:1H:2887:U:C6	2.53	0.44
31:31:17:ARG:O	31:31:17:ARG:HD3	2.17	0.44
32:41:109:VAL:HG11	32:41:142:PRO:HD3	1.98	0.44
40:A8:35:ILE:HD11	40:A8:101:LEU:HD23	1.98	0.44
1:1G:6:G:P	4:32:84:LYS:HD3	2.57	0.44
1:1G:105:G:C5	1:1G:106:C:C4	3.05	0.44
1:1G:236:G:H2'	1:1G:237:C:O4'	2.16	0.44
1:1G:255:G:H1'	17:8A:16:GLN:OE1	2.17	0.44
1:1G:587:G:N2	1:1G:755:G:C5	2.85	0.44
1:1G:963:G:HO2'	10:1A:54:PHE:HZ	1.63	0.44
1:1G:999:U:H2'	1:1G:1000:A:H8	1.81	0.44
1:1G:1136:U:H5''	1:1G:1137:C:C5	2.53	0.44
2:12:96:ARG:O	2:12:98:LEU:HD12	2.16	0.44
13:4A:81:LEU:HD21	13:4A:88:ARG:HE	1.82	0.44
14:5A:21:TYR:HE1	14:5A:23:ARG:HE	1.65	0.44
23:2L:62:C:H2'	23:2L:63:C:H6	1.82	0.44
57:3L:61:C:O2'	28:79:52:ARG:NH2	2.49	0.44

*Continued on next page...*

*Continued from previous page...*

Atom-1	Atom-2	Interatomic distance (Å)	Clash overlap (Å)
26:14:389:G:N1	37:35:71:VAL:HG12	2.31	0.44
26:14:573:G:O2'	26:14:574:C:H3'	2.17	0.44
26:14:600:G:H5'	31:39:32:LEU:HD12	1.98	0.44
26:14:699:A:H2'	26:14:700:G:O4'	2.16	0.44
26:14:1012:U:C5	35:15:28:THR:HG21	2.52	0.44
26:14:1037:G:H2'	26:14:1037:G:N3	2.32	0.44
26:14:1291:C:H2'	26:14:1292:U:C6	2.52	0.44
26:14:2038:G:H2'	26:14:2039:C:O4'	2.17	0.44
26:14:2469:A:OP1	26:14:2469:A:H4'	2.17	0.44
26:14:2635:C:OP1	30:29:77:ILE:HB	2.16	0.44
26:14:2886:G:H2'	26:14:2887:U:C6	2.52	0.44
32:49:50:ALA:O	32:49:54:GLU:HG3	2.17	0.44
32:49:146:TYR:O	32:49:149:VAL:HG22	2.16	0.44
39:55:34:ILE:HG22	39:55:114:VAL:HB	1.98	0.44
40:65:61:ASN:O	40:65:65:VAL:HB	2.16	0.44
41:75:12:SER:HB3	41:75:15:VAL:HG13	1.99	0.44
42:85:50:ARG:HH22	43:95:72:VAL:HG23	1.82	0.44
43:95:35:LEU:HG	43:95:37:VAL:HG11	1.99	0.44
1:13:31:G:H2'	1:13:48:C:N4	2.32	0.44
1:13:297:G:H4'	1:13:557:G:H4'	1.99	0.44
1:13:540:G:H2'	1:13:541:G:O4'	2.17	0.44
1:13:792:A:H4'	1:13:793:U:O5'	2.17	0.44
1:13:977:A:H1'	1:13:982:U:O4	2.18	0.44
1:13:1499:A:H1'	1:13:1520:G:O5'	2.18	0.44
3:2E:120:VAL:O	3:2E:124:ILE:HG13	2.17	0.44
4:3E:36:ARG:HB3	4:3E:38:TYR:CZ	2.53	0.44
11:2I:85:ARG:HE	11:2I:111:ASP:CB	2.27	0.44
13:4I:27:LYS:O	13:4I:31:LYS:HD2	2.17	0.44
14:5I:15:LYS:HG2	14:5I:16:PHE:CD2	2.52	0.44
26:1H:312:G:H5'	26:1H:331:A:O2'	2.18	0.44
26:1H:320:A:OP1	31:31:135:LYS:NZ	2.48	0.44
26:1H:836:G:H2'	26:1H:837:C:C6	2.52	0.44
26:1H:1170:G:N2	26:1H:1180:C:C2	2.85	0.44
26:1H:1442:G:H2'	26:1H:1443:G:H8	1.81	0.44
26:1H:2020:A:C2	26:1H:2022:U:O4'	2.70	0.44
26:1H:2367:G:H2'	26:1H:2368:C:C6	2.53	0.44
26:1H:2430:A:H8	26:1H:2431:U:C5	2.35	0.44
26:1H:2462:U:H1'	26:1H:2491:U:O4	2.18	0.44
33:51:119:GLU:OE2	33:51:119:GLU:HA	2.16	0.44
35:58:22:THR:OG1	35:58:23:LEU:N	2.49	0.44
36:68:19:ILE:HG22	36:68:43:VAL:HG22	2.00	0.44

*Continued on next page...*

*Continued from previous page...*

Atom-1	Atom-2	Interatomic distance (Å)	Clash overlap (Å)
43:D8:35:LEU:HD23	43:D8:35:LEU:HA	1.78	0.44
45:F8:58:HIS:HA	45:F8:77:LYS:HA	1.99	0.44
47:H8:63:ASP:OD1	47:H8:65:GLN:NE2	2.47	0.44
1:1G:147:G:H1	1:1G:175:C:H42	1.65	0.44
1:1G:195:A:N7	1:1G:196:A:C6	2.85	0.44
1:1G:414:A:H2'	1:1G:415:A:H8	1.82	0.44
1:1G:416:G:O5'	1:1G:416:G:H8	2.00	0.44
1:1G:596:C:H2'	1:1G:597:G:C8	2.52	0.44
1:1G:707:C:H2'	1:1G:708:C:C6	2.53	0.44
1:1G:979:C:O2	14:5A:19:ARG:HG2	2.18	0.44
1:1G:1051:C:H2'	1:1G:1052:U:C6	2.53	0.44
1:1G:1191:A:OP1	3:22:4:LYS:HG3	2.18	0.44
1:1G:1207:G:H2'	1:1G:1208:C:C6	2.52	0.44
1:1G:1431:C:H2'	1:1G:1432:G:O4'	2.17	0.44
3:22:140:ARG:O	3:22:144:SER:HB2	2.17	0.44
11:2A:95:ILE:H	11:2A:95:ILE:HG12	1.62	0.44
26:14:270(E):G:C6	26:14:270(F):U:C4	3.05	0.44
26:14:480:A:OP2	46:C5:46:LYS:HE2	2.17	0.44
26:14:631:A:H2'	26:14:632:A:O4'	2.17	0.44
26:14:708:C:H42	26:14:723:G:H1	1.65	0.44
26:14:761:A:C8	61:14:3590:HOH:O	2.57	0.44
26:14:1055:G:N3	26:14:1055:G:H2'	2.30	0.44
26:14:1519:G:C6	26:14:1520:U:C4	3.06	0.44
26:14:2647:U:H3	26:14:2673:G:H1	1.64	0.44
26:14:2795:G:H2'	26:14:2795:G:N3	2.32	0.44
27:1J:23:G:C2	27:1J:24:G:O6	2.71	0.44
30:29:7:VAL:HG12	30:29:8:LYS:H	1.82	0.44
40:65:103:GLU:O	40:65:106:ARG:NE	2.44	0.44
43:95:19:LYS:HG2	43:95:95:LEU:HD23	1.98	0.44
44:A5:30:GLU:HG3	44:A5:31:GLU:N	2.33	0.44
1:13:50:A:H1'	1:13:52:G:C8	2.53	0.44
1:13:129(A):G:H4'	1:13:130:A:H5''	1.98	0.44
1:13:291:C:O2	1:13:310:G:C2	2.71	0.44
1:13:300:A:H1'	1:13:565:U:O2	2.18	0.44
1:13:511:C:OP2	4:3E:49:ARG:NH1	2.50	0.44
1:13:519:C:H2'	1:13:520:A:C8	2.52	0.44
1:13:625:G:H4'	16:7I:16:HIS:ND1	2.32	0.44
2:1E:11:LEU:HA	2:1E:13:ALA:HB3	1.99	0.44
2:1E:16:HIS:NE2	2:1E:214:ILE:HG12	2.31	0.44
5:4E:131:ILE:HD13	5:4E:131:ILE:HA	1.80	0.44
9:8E:19:LEU:HD12	9:8E:84:ALA:HB3	1.99	0.44

*Continued on next page...*

*Continued from previous page...*

Atom-1	Atom-2	Interatomic distance (Å)	Clash overlap (Å)
15:6I:60:VAL:HG11	26:1H:715:G:H5'	1.98	0.44
23:2K:48:U:OP2	23:2K:48:U:H6	2.01	0.44
24:3K:41:A:H2'	24:3K:42:A:H8	1.82	0.44
26:1H:37:C:H2'	26:1H:38:A:C8	2.53	0.44
26:1H:287:C:H42	26:1H:354:G:H1	1.65	0.44
26:1H:386:G:H4'	26:1H:387:U:OP2	2.17	0.44
26:1H:527:C:H4'	26:1H:528:A:O5'	2.17	0.44
26:1H:729:G:O6	29:11:209:ALA:N	2.47	0.44
26:1H:1191:G:C2'	26:1H:1192:G:H5'	2.48	0.44
26:1H:1568:G:OP1	29:11:61:LEU:N	2.45	0.44
26:1H:1805:U:H5''	29:11:250:TRP:CD2	2.52	0.44
26:1H:1831:G:H2'	26:1H:1832:C:H6	1.82	0.44
26:1H:1919:A:H5''	26:1H:1920:C:OP2	2.17	0.44
26:1H:1957:C:O2'	26:1H:1984:G:N2	2.49	0.44
26:1H:2180:U:H2'	26:1H:2181:G:C8	2.52	0.44
26:1H:2294:C:C4	26:1H:2295:C:C5	3.06	0.44
26:1H:2808:U:H5'	26:1H:2891:G:O6	2.17	0.44
26:1H:2841:C:H2'	26:1H:2842:G:C8	2.52	0.44
27:16:13:A:O2'	27:16:14:U:H3'	2.18	0.44
31:31:74:ARG:O	31:31:75:HIS:CD2	2.71	0.44
31:31:114:VAL:HG21	31:31:202:PHE:CZ	2.52	0.44
32:41:117:PHE:HE1	32:41:120:LEU:HD23	1.82	0.44
40:A8:26:LEU:HD12	40:A8:39:ILE:HD11	2.00	0.44
47:H8:103:ARG:HG3	47:H8:136:PHE:CD1	2.53	0.44
49:J8:50:ARG:HA	49:J8:59:THR:HA	1.98	0.44
1:1G:411:A:N6	1:1G:430:A:H62	2.14	0.44
1:1G:1238:A:N7	1:1G:1303:C:H1'	2.32	0.44
1:1G:1533:C:H4'	1:1G:1534:A:OP2	2.16	0.44
2:12:137:ARG:HG3	2:12:138:LEU:HD23	1.99	0.44
11:2A:18:ARG:NH2	11:2A:35:PRO:O	2.50	0.44
20:BA:29:LYS:O	20:BA:33:ILE:HG13	2.17	0.44
26:14:28:A:O2'	26:14:583:G:H5'	2.18	0.44
26:14:724:U:H2'	26:14:725:G:O4'	2.17	0.44
26:14:997:G:H2'	26:14:998:C:C6	2.52	0.44
26:14:2165:G:H5''	26:14:2166:G:OP2	2.17	0.44
26:14:2298:A:C2	26:14:2299:G:H1'	2.53	0.44
26:14:2762:G:OP2	61:14:3551:HOH:O	2.21	0.44
26:14:2789:C:H2'	26:14:2790:A:C1'	2.47	0.44
30:29:181:LEU:HD12	30:29:181:LEU:HA	1.80	0.44
32:49:27:ASN:HB3	32:49:30:GLU:HG3	2.00	0.44
32:49:122:PRO:HB3	32:49:170:ARG:HH12	1.82	0.44

*Continued on next page...*

*Continued from previous page...*

Atom-1	Atom-2	Interatomic distance (Å)	Clash overlap (Å)
43:95:87:HIS:NE2	43:95:89:GLN:HB2	2.33	0.44
47:D5:3:TYR:O	47:D5:58:VAL:HG23	2.18	0.44
48:E5:51:VAL:N	48:E5:62:LEU:HD12	2.32	0.44
1:13:222:U:C2	1:13:223:U:C5	3.05	0.44
1:13:296:U:H2'	1:13:297:G:C8	2.52	0.44
1:13:437:U:C5'	4:3E:155:LEU:HD21	2.48	0.44
1:13:515:G:C5	1:13:516:U:C5	3.05	0.44
1:13:545:C:H2'	1:13:546:G:O4'	2.17	0.44
1:13:1098:C:H2'	1:13:1099:G:H8	1.82	0.44
1:13:1448:C:H42	1:13:1455:G:H1	1.64	0.44
3:2E:22:TRP:CH2	3:2E:32:LEU:HB3	2.52	0.44
5:4E:10:MET:CE	5:4E:13:ILE:HD13	2.47	0.44
16:7I:22:THR:HG23	16:7I:23:ASP:O	2.17	0.44
22:1K:9:A:N1	22:1K:22:G:C5	2.85	0.44
26:1H:57:C:H2'	26:1H:58:G:O4'	2.18	0.44
26:1H:85:G:OP2	46:G8:9:LYS:HB2	2.18	0.44
26:1H:183:C:N4	26:1H:213:A:H61	2.16	0.44
26:1H:1022:G:N2	26:1H:1023:U:O4	2.45	0.44
26:1H:1337:G:C4	26:1H:1338:G:C8	3.05	0.44
26:1H:1352:U:O2	26:1H:1570:A:H2	2.01	0.44
26:1H:1591:G:O2'	26:1H:1592:C:H5'	2.17	0.44
26:1H:1711:C:H2'	26:1H:1712:C:H6	1.82	0.44
26:1H:1827:C:C2'	26:1H:1828:G:H5'	2.47	0.44
26:1H:2470:G:H8	26:1H:2470:G:O5'	2.01	0.44
27:16:15:A:H1'	27:16:109:G:C4	2.53	0.44
29:11:29:PRO:HB2	29:11:30:GLU:CA	2.42	0.44
31:31:122:LYS:HB3	31:31:191:ARG:HB3	1.99	0.44
33:51:86:GLU:OE2	33:51:165:ALA:HB2	2.18	0.44
41:B8:33:LYS:HG3	41:B8:82:LEU:O	2.17	0.44
49:J8:23:LYS:HG2	49:J8:29:GLY:HA3	1.98	0.44
53:N8:20:ARG:HG2	53:N8:23:HIS:ND1	2.31	0.44
55:Q8:49:VAL:O	55:Q8:50:LEU:C	2.56	0.44
1:1G:408:A:H2'	1:1G:409:G:O4'	2.17	0.44
1:1G:963:G:H21	10:1A:55:LYS:NZ	2.15	0.44
1:1G:1153:C:N3	1:1G:1154:G:C5	2.85	0.44
1:1G:1479:C:H2'	1:1G:1480:G:C8	2.52	0.44
3:22:12:LEU:HD23	3:22:12:LEU:HA	1.83	0.44
13:4A:40:ASN:HA	13:4A:41:PRO:HD2	1.83	0.44
13:4A:90:LEU:HD22	13:4A:90:LEU:HA	1.77	0.44
16:7A:45:THR:OG1	16:7A:46:PRO:HD2	2.18	0.44
26:14:1019:U:O2'	26:14:1021:A:C2	2.71	0.44

*Continued on next page...*

*Continued from previous page...*

Atom-1	Atom-2	Interatomic distance (Å)	Clash overlap (Å)
26:14:1790:C:H2'	26:14:1791:A:C5	2.53	0.44
26:14:2187:G:H2'	26:14:2188:C:O4'	2.17	0.44
26:14:2261:C:H1'	26:14:2388:A:N3	2.33	0.44
26:14:2855:C:H2'	26:14:2856:C:H6	1.82	0.44
29:19:85:ASP:OD2	29:19:88:ARG:NH1	2.43	0.44
31:39:124:LEU:HB3	31:39:193:VAL:HG23	1.99	0.44
33:59:159:GLU:HB3	33:59:160:LYS:H	1.52	0.44
1:13:397:A:H5''	1:13:397:A:N3	2.33	0.44
1:13:1118:C:P	9:8E:104:ARG:HH11	2.40	0.44
2:1E:61:LEU:HD23	2:1E:68:ILE:HD11	2.00	0.44
7:6E:12:LEU:HD21	7:6E:24:THR:HB	1.99	0.44
8:7E:51:VAL:HG21	8:7E:60:ARG:NH1	2.33	0.44
11:2I:31:THR:HA	11:2I:42:TRP:HA	2.00	0.44
11:2I:92:GLU:O	11:2I:96:ARG:HB2	2.17	0.44
12:3I:28:LYS:HE3	12:3I:64:TYR:CZ	2.53	0.44
17:8I:10:VAL:HG13	17:8I:19:VAL:HB	1.99	0.44
19:AI:30:LEU:HD13	19:AI:48:THR:HB	2.00	0.44
20:BI:16:HIS:O	20:BI:19:SER:HB2	2.18	0.44
20:BI:40:ALA:O	20:BI:44:ALA:N	2.51	0.44
23:2K:26:C:H2'	23:2K:27:G:O4'	2.17	0.44
26:1H:495:G:HO2'	44:E8:62:HIS:CE1	2.36	0.44
26:1H:721:C:H2'	26:1H:722:A:C8	2.53	0.44
26:1H:801:G:OP2	61:1H:3570:HOH:O	2.21	0.44
26:1H:1188:U:O2'	26:1H:1189:A:H5'	2.17	0.44
26:1H:1337:G:H2'	26:1H:1338:G:C8	2.51	0.44
26:1H:1654:A:H1'	26:1H:2823:A:H5'	2.00	0.44
26:1H:2122:U:H2'	26:1H:2123:G:C8	2.52	0.44
26:1H:2418:A:OP2	55:Q8:29:LYS:NZ	2.47	0.44
26:1H:2557:G:H2'	26:1H:2558:C:C6	2.52	0.44
26:1H:2598:A:H8	26:1H:2598:A:H3'	1.82	0.44
32:41:79:ASN:N	32:41:79:ASN:HD22	2.16	0.44
36:68:116:SER:OG	36:68:117:LEU:N	2.49	0.44
40:A8:36:TYR:HB3	40:A8:52:SER:HB3	2.00	0.44
42:C8:108:GLU:O	42:C8:112:ARG:HG2	2.17	0.44
49:J8:73:LEU:HD23	49:J8:73:LEU:HA	1.89	0.44
51:L8:7:LYS:HB2	51:L8:34:GLU:HG2	2.00	0.44
1:1G:828:A:C2	1:1G:829:G:H1'	2.53	0.44
1:1G:1118:C:H5''	9:82:104:ARG:HB2	1.99	0.44
1:1G:1300:G:HO2'	1:1G:1301:U:P	2.41	0.44
2:12:97:TRP:HH2	2:12:176:GLU:CD	2.21	0.44
4:32:22:LYS:HB2	4:32:26:CYS:SG	2.58	0.44

*Continued on next page...*



*Continued from previous page...*

Atom-1	Atom-2	Interatomic distance (Å)	Clash overlap (Å)
56:1L:1:G:H2'	56:1L:1:G:N3	2.32	0.44
56:1L:19:G:H4'	56:1L:20:U:OP2	2.17	0.44
23:2L:63:C:H2'	23:2L:64:G:C8	2.51	0.44
26:14:1171:G:O2'	26:14:1173:G:OP2	2.36	0.44
26:14:1266:G:O4'	44:A5:15:ARG:NH2	2.50	0.44
26:14:1357:U:H2'	26:14:1358:G:O4'	2.18	0.44
26:14:1551:C:N4	26:14:1552:G:C6	2.86	0.44
26:14:1814:G:H2'	26:14:1815:A:C8	2.53	0.44
26:14:2180:U:H2'	26:14:2181:G:O4'	2.17	0.44
26:14:2290:G:H2'	26:14:2291:U:O4'	2.17	0.44
26:14:2298:A:H1'	26:14:2321:G:N2	2.32	0.44
26:14:2364:C:H2'	26:14:2365:G:O4'	2.18	0.44
26:14:2557:G:H2'	26:14:2558:C:H6	1.81	0.44
26:14:2851:A:O2'	39:55:64:ARG:NH2	2.51	0.44
27:1J:3:C:H1'	27:1J:118:G:N2	2.32	0.44
30:29:63:LEU:HD13	30:29:63:LEU:HA	1.64	0.44
35:15:29:LYS:O	35:15:33:LEU:HB2	2.17	0.44
37:35:79:ARG:HD3	37:35:110:TYR:HD2	1.82	0.44
43:95:21:ARG:HH21	43:95:91:TYR:C	2.21	0.44
55:M5:11:LYS:HE3	55:M5:65:GLU:OE2	2.18	0.44
1:13:4:U:O2'	1:13:4:U:O2	2.35	0.44
1:13:416:G:C5	1:13:417:C:C4	3.05	0.44
1:13:825:G:C2	1:13:826:C:C2	3.06	0.44
1:13:1182:G:H4'	1:13:1183:A:H5''	2.00	0.44
13:4I:3:ARG:HD2	52:M8:34:GLU:OE1	2.17	0.44
24:3K:11:C:H42	24:3K:24:G:H1	1.63	0.44
26:1H:97:C:H5''	50:K8:2:LYS:N	2.32	0.44
26:1H:515:A:H1'	26:1H:581:C:H1'	2.00	0.44
26:1H:1346:G:C4	26:1H:1347:G:C8	3.06	0.44
26:1H:1400:G:H2'	26:1H:1401:G:H8	1.82	0.44
26:1H:1510:A:OP1	26:1H:1511:A:H5'	2.18	0.44
26:1H:1668:A:H4'	26:1H:1669:A:O5'	2.18	0.44
26:1H:1776:G:H2'	26:1H:1776:G:N3	2.32	0.44
26:1H:2250:G:C5	38:88:83:MET:HB3	2.52	0.44
26:1H:2261:C:H1'	26:1H:2388:A:N3	2.33	0.44
26:1H:2562:U:H1'	36:68:23:ARG:NH1	2.33	0.44
29:11:24:ILE:HD11	29:11:91:ARG:HD2	2.00	0.44
30:21:60:ASN:OD1	30:21:62:PRO:HD2	2.17	0.44
32:41:165:THR:OG1	32:41:167:GLU:HG2	2.18	0.44
34:61:8:PRO:HD3	34:61:15:VAL:HG22	2.00	0.44
37:78:76:LYS:HA	37:78:76:LYS:HD2	1.83	0.44

*Continued on next page...*

*Continued from previous page...*

Atom-1	Atom-2	Interatomic distance (Å)	Clash overlap (Å)
37:78:101:VAL:HG12	37:78:106:LEU:HD12	2.00	0.44
39:98:20:LEU:HD12	39:98:20:LEU:HA	1.68	0.44
41:B8:26:ASP:CB	41:B8:91:ARG:HA	2.47	0.44
42:C8:92:ARG:NH1	43:D8:11:GLN:O	2.50	0.44
46:G8:44:ILE:H	46:G8:44:ILE:HG13	1.70	0.44
1:1G:138:G:C2	1:1G:226:G:C2	3.05	0.44
1:1G:456:C:N4	1:1G:457:C:H41	2.16	0.44
1:1G:892:A:C2	1:1G:907:A:C4	3.06	0.44
1:1G:1039:C:H2'	1:1G:1040:U:C5	2.53	0.44
4:32:78:LEU:HD21	4:32:139:ARG:HH12	1.82	0.44
5:42:34:VAL:O	5:42:41:VAL:HG12	2.17	0.44
5:42:104:ALA:HA	5:42:107:ARG:HH21	1.83	0.44
7:62:10:ARG:HD3	7:62:10:ARG:HA	1.64	0.44
8:72:67:PRO:HG2	8:72:69:ARG:HD2	1.99	0.44
9:82:7:THR:OG1	9:82:83:ARG:NH1	2.50	0.44
19:AA:66:MET:HB3	19:AA:69:HIS:CE1	2.53	0.44
20:BA:100:ILE:HD12	20:BA:100:ILE:HA	1.86	0.44
25:4L:13:A:C4	25:4L:14:A:H1'	2.53	0.44
26:14:10:G:O2'	26:14:2801:A:OP1	2.19	0.44
26:14:49:A:H5''	26:14:51:G:O4'	2.18	0.44
26:14:540:G:C6	26:14:541:C:C4	3.06	0.44
26:14:1109:C:H2'	26:14:1110:G:O4'	2.18	0.44
26:14:1359:A:H62	26:14:1372:U:H3	1.65	0.44
26:14:1461:G:H2'	26:14:1462:C:C6	2.52	0.44
26:14:1572:A:H2'	26:14:1573:G:O4'	2.18	0.44
26:14:1599:C:C5	26:14:1600:C:H5	2.36	0.44
26:14:2031:A:C6	26:14:2498:C:H1'	2.53	0.44
26:14:2157:G:O2'	26:14:2158:A:N7	2.49	0.44
26:14:2291:U:O2'	26:14:2374:C:O2	2.35	0.44
26:14:2620:C:H2'	26:14:2621:A:O4'	2.18	0.44
26:14:2708:G:H5'	39:55:68:ARG:HG3	2.00	0.44
26:14:2768:C:O2'	35:15:89:LYS:HE2	2.17	0.44
40:65:95:HIS:N	40:65:99:LYS:HB2	2.33	0.44
47:D5:23:LYS:HB3	47:D5:38:TYR:CD1	2.52	0.44
55:M5:58:ILE:O	55:M5:62:LEU:HD12	2.17	0.44
1:13:9:G:OP2	5:4E:121:LYS:HE3	2.18	0.44
1:13:223:U:H2'	1:13:224:C:C6	2.53	0.44
1:13:397:A:N7	1:13:548:G:C8	2.86	0.44
1:13:444:C:H2'	1:13:445:G:O4'	2.17	0.44
1:13:818:G:O2'	1:13:819:A:H5'	2.18	0.44
1:13:1064:G:H1'	1:13:1190:G:H21	1.83	0.44

*Continued on next page...*

*Continued from previous page...*

Atom-1	Atom-2	Interatomic distance (Å)	Clash overlap (Å)
1:13:1399:C:C2	1:13:1401:G:C5	3.06	0.44
1:13:1442:G:O6	1:13:1446:A:C5	2.71	0.44
2:1E:24:TRP:CZ3	2:1E:26:PRO:HA	2.53	0.44
2:1E:67:THR:CG2	2:1E:155:LEU:HD13	2.47	0.44
2:1E:118:LEU:HD12	2:1E:142:LEU:HB2	1.99	0.44
6:5E:19:LEU:O	6:5E:23:LYS:NZ	2.49	0.44
9:8E:9:ARG:HG3	9:8E:104:ARG:NH1	2.32	0.44
9:8E:28:VAL:HG22	9:8E:63:ILE:HB	2.00	0.44
20:BI:36:LEU:HD13	20:BI:39:LYS:HD3	1.98	0.44
20:BI:40:ALA:HB2	20:BI:55:ILE:HG22	2.00	0.44
26:1H:71:A:H4'	26:1H:72:U:H5''	1.99	0.44
26:1H:195:A:H61	26:1H:198:C:H3'	1.83	0.44
26:1H:489:G:H2'	26:1H:491:G:O4'	2.18	0.44
26:1H:731:C:H2'	26:1H:732:C:H6	1.83	0.44
26:1H:733:G:N7	61:1H:3638:HOH:O	2.37	0.44
26:1H:794:G:H2'	26:1H:795:C:C6	2.53	0.44
26:1H:1436:G:H1	26:1H:1556:C:H42	1.66	0.44
26:1H:1479:G:H5''	26:1H:1560:G:H4'	2.00	0.44
26:1H:1672:C:H5''	26:1H:1673:U:OP2	2.18	0.44
26:1H:1680:U:O2	26:1H:1763:G:H3'	2.17	0.44
26:1H:1786:A:H1'	26:1H:1938:A:N6	2.33	0.44
26:1H:2212:A:H1'	26:1H:2215:G:C4	2.52	0.44
26:1H:2469:A:N6	26:1H:2481:G:O2'	2.49	0.44
29:11:34:VAL:O	29:11:35:LYS:HB3	2.18	0.44
30:21:55:ASN:ND2	30:21:75:VAL:HG22	2.33	0.44
30:21:117:MET:O	30:21:118:LYS:HB3	2.18	0.44
36:68:118:ALA:HA	36:68:119:PRO:HD2	1.92	0.44
40:A8:83:LYS:HE3	40:A8:83:LYS:HB3	1.80	0.44
45:F8:57:LEU:CD2	45:F8:78:LYS:HG3	2.47	0.44
47:H8:40:ASP:HB3	47:H8:43:GLU:HB2	1.99	0.44
49:J8:91:LYS:HG2	49:J8:92:LYS:HE2	2.00	0.44
55:Q8:16:ILE:HD13	55:Q8:59:LYS:CG	2.48	0.44
1:1G:363:A:N7	12:3A:30:ALA:HB1	2.33	0.44
1:1G:690:G:C6	1:1G:691:G:C6	3.06	0.44
1:1G:985:C:H2'	1:1G:986:A:H8	1.83	0.44
1:1G:1417:G:H8	1:1G:1417:G:O5'	2.00	0.44
2:12:59:GLU:CG	2:12:221:LEU:HB3	2.47	0.44
15:6A:70:LEU:HD11	15:6A:77:ARG:HG3	1.98	0.44
18:9A:56:THR:HB	18:9A:58:LEU:CD1	2.48	0.44
20:BA:14:LYS:HA	20:BA:17:ARG:NE	2.33	0.44
56:1L:14:A:C5	56:1L:22:G:C2	3.05	0.44

*Continued on next page...*

*Continued from previous page...*

Atom-1	Atom-2	Interatomic distance (Å)	Clash overlap (Å)
23:2L:15:G:H21	23:2L:22:A:H1'	1.83	0.44
26:14:456:C:C2	45:B5:69:TYR:CE2	3.06	0.44
26:14:459:U:H2'	26:14:460:A:H8	1.83	0.44
26:14:484:C:H2'	26:14:485:C:H6	1.82	0.44
26:14:519:U:H2'	26:14:520:G:H8	1.83	0.44
26:14:563:G:H5'	26:14:572:A:H4'	1.99	0.44
26:14:571:A:H5'	26:14:2030:A:N7	2.32	0.44
26:14:1340:U:H4'	26:14:1341:U:OP2	2.17	0.44
26:14:1408:C:C2	26:14:1595:G:N2	2.85	0.44
26:14:1614:A:H2	61:14:3763:HOH:O	2.00	0.44
26:14:1727:U:H3	26:14:1733:G:H1	1.66	0.44
26:14:2300:G:H2'	26:14:2301:C:O4'	2.18	0.44
26:14:2403:C:N3	26:14:2415:G:C2	2.86	0.44
30:29:33:VAL:HG21	30:29:88:GLY:HA2	1.99	0.44
30:29:57:LYS:HA	30:29:57:LYS:HD3	1.65	0.44
43:95:28:GLU:CD	43:95:29:PRO:HD2	2.38	0.44
44:A5:15:ARG:O	44:A5:19:LEU:HD13	2.18	0.44
46:C5:62:GLU:H	46:C5:62:GLU:HG3	1.53	0.44
55:M5:32:LEU:HD12	55:M5:32:LEU:HA	1.61	0.44
55:M5:33:ASN:O	55:M5:34:TRP:C	2.56	0.44
1:13:248:C:H2'	1:13:249:U:H6	1.82	0.44
1:13:767:A:H2'	1:13:768:A:O4'	2.18	0.44
1:13:838:G:H1	1:13:848:C:N4	2.15	0.44
1:13:968:A:H4'	1:13:969:A:OP2	2.18	0.44
1:13:1190:G:H5''	3:2E:176:HIS:NE2	2.32	0.44
1:13:1298:C:H2'	7:6E:114:ARG:NH2	2.33	0.44
6:5E:97:PHE:HB2	18:9I:32:ARG:NH1	2.26	0.44
7:6E:94:ARG:O	7:6E:97:GLN:HB3	2.18	0.44
10:1I:34:VAL:HG12	10:1I:74:ILE:HD11	2.00	0.44
20:BI:30:LYS:NZ	20:BI:80:ARG:HH12	2.16	0.44
26:1H:185:U:H2'	26:1H:186:G:C8	2.53	0.44
26:1H:479:A:H4'	26:1H:480:A:OP1	2.18	0.44
26:1H:699:A:H2'	26:1H:700:G:O4'	2.18	0.44
26:1H:924:C:H2'	26:1H:925:C:H6	1.83	0.44
26:1H:1493:C:N3	26:1H:2210:G:H1'	2.33	0.44
26:1H:1616:A:O2'	61:1H:3571:HOH:O	2.21	0.44
26:1H:1638:C:H5''	26:1H:2710:C:O2'	2.18	0.44
26:1H:1786:A:H2	26:1H:2606:C:H1'	1.82	0.44
26:1H:1833:U:C4	26:1H:1834:U:C5	3.06	0.44
26:1H:2296:U:P	40:A8:9:ARG:HH22	2.38	0.44
26:1H:2773:C:H5''	30:21:164:ARG:HG2	1.99	0.44

*Continued on next page...*

*Continued from previous page...*

Atom-1	Atom-2	Interatomic distance (Å)	Clash overlap (Å)
26:1H:2801:A:H2'	26:1H:2802:G:O4'	2.18	0.44
29:11:37:LEU:HD12	29:11:37:LEU:O	2.17	0.44
29:11:39:LYS:CG	29:11:40:THR:H	2.31	0.44
30:21:54:GLN:C	30:21:55:ASN:HD22	2.19	0.44
33:51:6:ARG:HB3	33:51:65:HIS:CG	2.53	0.44
33:51:107:VAL:HB	33:51:152:ARG:HG2	2.00	0.44
35:58:65:LYS:HB3	35:58:69:GLN:HG3	2.00	0.44
35:58:107:LEU:HA	35:58:107:LEU:HD23	1.70	0.44
44:E8:11:ARG:CZ	44:E8:98:LYS:HB3	2.48	0.44
44:E8:92:ARG:NH2	44:E8:94:ASP:OD1	2.49	0.44
51:L8:4:LEU:H	51:L8:4:LEU:HD12	1.82	0.44
52:M8:40:HIS:CG	52:M8:43:TYR:O	2.71	0.44
54:P8:35:ARG:NH1	54:P8:42:LEU:HD11	2.33	0.44
1:1G:250:A:H4'	1:1G:251:G:O5'	2.18	0.44
1:1G:1145:C:H4'	1:1G:1146:A:O5'	2.18	0.44
11:2A:20:TYR:CE1	11:2A:83:ILE:HD12	2.52	0.44
17:8A:5:VAL:HG22	17:8A:60:ILE:HG12	1.99	0.44
19:AA:56:GLN:HG2	19:AA:57:HIS:H	1.83	0.44
26:14:71:A:H2	45:B5:31:HIS:HE1	1.62	0.44
26:14:569:U:C4	26:14:570:G:C6	3.06	0.44
26:14:717:G:H2'	26:14:718:A:O4'	2.17	0.44
27:1J:52:A:H62	40:65:33:LYS:HG3	1.83	0.44
30:29:120:TRP:CG	30:29:155:LYS:HB3	2.53	0.44
33:59:59:ARG:HD3	33:59:62:LYS:HD2	2.00	0.44
33:59:148:ILE:O	33:59:151:ILE:HG12	2.18	0.44
37:35:132:LYS:HA	37:35:132:LYS:HD2	1.81	0.44
38:45:114:ALA:O	38:45:118:LEU:HB2	2.18	0.44
40:65:59:LYS:HZ3	40:65:61:ASN:HA	1.82	0.44
42:85:61:TRP:HB3	42:85:93:LYS:O	2.17	0.44
44:A5:112:GLY:C	44:A5:113:LYS:HD3	2.38	0.44
55:M5:34:TRP:CG	55:M5:35:GLN:N	2.86	0.44
1:13:784:C:H2'	1:13:785:G:C8	2.52	0.43
1:13:1171:G:H8	1:13:1171:G:O5'	2.01	0.43
1:13:1191:A:H5''	3:2E:4:LYS:HE2	1.99	0.43
19:AI:63:THR:OG1	19:AI:66:MET:HG3	2.17	0.43
20:BI:29:LYS:O	20:BI:33:ILE:HG12	2.18	0.43
26:1H:601:C:O2	26:1H:605:C:H4'	2.17	0.43
26:1H:1388:G:H2'	26:1H:1389:G:H8	1.82	0.43
26:1H:1405:U:H2'	26:1H:1406:U:H6	1.78	0.43
26:1H:1516:U:H2'	26:1H:1517:G:C8	2.53	0.43
26:1H:2056:G:C2	26:1H:2057:A:C8	3.07	0.43

*Continued on next page...*

*Continued from previous page...*

Atom-1	Atom-2	Interatomic distance (Å)	Clash overlap (Å)
28:71:41:VAL:HB	28:71:175:VAL:HG21	2.00	0.43
29:11:236:GLY:O	29:11:237:GLU:O	2.36	0.43
31:31:63:LYS:NZ	31:31:75:HIS:O	2.43	0.43
32:41:117:PHE:HZ	32:41:179:PRO:HG2	1.83	0.43
33:51:6:ARG:HB2	33:51:7:LEU:HG	1.99	0.43
36:68:22:ILE:HD13	36:68:22:ILE:HG21	1.69	0.43
40:A8:76:LYS:HB3	40:A8:76:LYS:HE2	1.55	0.43
41:B8:45:PHE:CZ	41:B8:65:LYS:HG2	2.53	0.43
44:E8:12:ILE:HD13	44:E8:17:VAL:HB	2.00	0.43
44:E8:88:ARG:NH1	44:E8:94:ASP:OD2	2.51	0.43
46:G8:104:GLY:H	46:G8:105:ALA:HB3	1.83	0.43
47:H8:150:LEU:HG	47:H8:154:ASP:HB2	1.98	0.43
1:1G:414:A:H2'	1:1G:415:A:C8	2.53	0.43
1:1G:552:U:H4'	12:3A:86:ARG:HG2	2.00	0.43
1:1G:1061:G:H2'	1:1G:1062:U:H6	1.83	0.43
1:1G:1207:G:H2'	1:1G:1208:C:H6	1.82	0.43
1:1G:1494:G:C2	1:1G:1495:U:C5	3.05	0.43
5:42:146:ALA:HB1	5:42:150:ARG:NH2	2.33	0.43
6:52:1:MET:HA	6:52:68:PRO:HA	1.99	0.43
8:72:123:GLU:O	8:72:127:LEU:HB2	2.18	0.43
57:3L:3:G:H2'	57:3L:4:U:O4'	2.18	0.43
26:14:686:G:H21	26:14:788:A:H61	1.64	0.43
26:14:848:G:C4	26:14:933:A:C8	3.04	0.43
26:14:908:C:OP2	38:45:22:LYS:HD3	2.18	0.43
26:14:1484:G:H2'	26:14:1485:G:H8	1.82	0.43
26:14:2536:G:C6	26:14:2537:U:C4	3.06	0.43
26:14:2724:C:OP1	30:29:118:LYS:HE3	2.18	0.43
26:14:2748:A:C4	26:14:2749:A:C8	3.06	0.43
26:14:2768:C:H4'	35:15:89:LYS:NZ	2.32	0.43
26:14:2789:C:H2'	26:14:2790:A:O4'	2.17	0.43
29:19:94:LEU:HD23	29:19:94:LEU:HA	1.85	0.43
32:49:107:LEU:HD11	32:49:178:PHE:CE1	2.53	0.43
33:59:77:LYS:N	33:59:77:LYS:HD2	2.33	0.43
35:15:28:THR:HG22	35:15:29:LYS:N	2.32	0.43
38:45:135:ASP:O	38:45:137:TYR:HD1	2.01	0.43
46:C5:42:VAL:O	46:C5:64:GLU:HA	2.18	0.43
47:D5:165:VAL:HG12	47:D5:166:SER:N	2.33	0.43
55:M5:50:LEU:HB3	55:M5:51:ALA:H	1.65	0.43
1:13:303:A:C5	1:13:304:U:C5	3.06	0.43
1:13:738:C:H2'	1:13:739:C:C6	2.53	0.43
1:13:958:A:C6	1:13:959:A:N1	2.86	0.43

*Continued on next page...*

*Continued from previous page...*

Atom-1	Atom-2	Interatomic distance (Å)	Clash overlap (Å)
1:13:1051:C:H2'	1:13:1052:U:C6	2.53	0.43
1:13:1272:G:C6	1:13:1273:G:C5	3.06	0.43
1:13:1507:A:OP2	25:4K:12:A:H2	2.01	0.43
4:3E:92:VAL:O	4:3E:96:LEU:HD22	2.19	0.43
4:3E:207:TYR:O	4:3E:209:ARG:HG2	2.18	0.43
8:7E:30:ARG:O	8:7E:34:GLU:HB2	2.18	0.43
9:8E:42:ARG:HE	9:8E:42:ARG:HB2	1.31	0.43
20:BI:49:ALA:HB3	20:BI:99:LEU:HD22	2.00	0.43
26:1H:375:C:H2'	26:1H:376:C:C6	2.52	0.43
26:1H:783:A:C8	26:1H:783:A:C3'	3.01	0.43
26:1H:916:G:C2'	26:1H:917:A:H5''	2.48	0.43
26:1H:931:G:C4	26:1H:933:A:C8	3.07	0.43
26:1H:1049:C:N3	26:1H:2751:G:O6	2.51	0.43
26:1H:1262:A:C6	26:1H:1263:U:C4	3.07	0.43
26:1H:1372:U:O2'	26:1H:1373:A:H5'	2.18	0.43
26:1H:1435:G:H2'	26:1H:1436:G:C8	2.53	0.43
26:1H:1543:A:H1'	26:1H:1544:C:H5''	2.00	0.43
26:1H:2045:C:H2'	26:1H:2046:G:O4'	2.18	0.43
26:1H:2081:C:O2'	26:1H:2082:A:H5'	2.17	0.43
26:1H:2342:C:O2	26:1H:2374:C:H4'	2.18	0.43
29:11:31:LYS:HB3	29:11:34:VAL:CG2	2.48	0.43
30:21:2:LYS:HA	30:21:84:PHE:CD1	2.53	0.43
31:31:129:PHE:O	31:31:130:ALA:HB3	2.18	0.43
31:31:136:THR:HA	31:31:166:ALA:O	2.18	0.43
33:51:155:SER:OG	33:51:158:HIS:HB2	2.18	0.43
34:61:75:LEU:HD23	34:61:105:HIS:HB3	2.00	0.43
37:78:35:HIS:HB3	37:78:36:LYS:H	1.49	0.43
37:78:47:ASP:OD1	37:78:49:ARG:HG3	2.18	0.43
40:A8:51:ALA:HB3	40:A8:73:LEU:HG	2.00	0.43
41:B8:7:ILE:O	41:B8:10:VAL:N	2.50	0.43
41:B8:90:GLN:OE1	41:B8:121:ILE:HD11	2.18	0.43
47:H8:163:LEU:HD13	47:H8:167:PRO:HA	2.00	0.43
1:1G:626:U:C2	1:1G:627:G:C8	3.06	0.43
1:1G:834:C:C4	1:1G:835:U:C4	3.06	0.43
1:1G:1100:C:H2'	1:1G:1102:A:O5'	2.18	0.43
1:1G:1154:G:H2'	1:1G:1155:G:C8	2.53	0.43
1:1G:1216:G:H2'	1:1G:1217:C:C6	2.52	0.43
2:12:58:ILE:HD13	2:12:219:VAL:HG21	2.00	0.43
4:32:19:LEU:HB2	4:32:21:LEU:CD1	2.48	0.43
6:52:7:ASN:ND2	18:9A:34:TYR:HE1	2.16	0.43
10:1A:50:ILE:HG22	10:1A:52:GLY:H	1.83	0.43

*Continued on next page...*

*Continued from previous page...*

Atom-1	Atom-2	Interatomic distance (Å)	Clash overlap (Å)
12:3A:110:VAL:CG2	12:3A:120:TYR:HB3	2.48	0.43
26:14:6:A:N3	26:14:6:A:H2'	2.34	0.43
26:14:225:A:N6	26:14:226:G:C2	2.87	0.43
26:14:780:G:C2	26:14:782:A:C2	3.05	0.43
26:14:997:G:O2'	26:14:998:C:H5'	2.19	0.43
26:14:1287:A:C5	26:14:1288:U:C4	3.06	0.43
26:14:1441:G:H2'	26:14:1442:G:C8	2.53	0.43
26:14:1475:G:C2	26:14:1519:G:C2	3.06	0.43
26:14:1484:G:H2'	26:14:1485:G:C8	2.54	0.43
26:14:1885:A:H5'	26:14:1886:C:OP2	2.18	0.43
26:14:2009:G:N3	39:55:107:ASP:HA	2.33	0.43
26:14:2533:A:O5'	26:14:2533:A:H8	2.01	0.43
31:39:160:ASN:HB3	31:39:163:VAL:HB	1.99	0.43
32:49:109:VAL:O	32:49:113:ARG:HG3	2.18	0.43
34:69:72:LEU:HD21	34:69:107:VAL:HG21	2.00	0.43
50:G5:47:ASN:N	50:G5:47:ASN:OD1	2.49	0.43
1:13:224:C:H2'	1:13:225:C:H6	1.82	0.43
1:13:964:A:N3	1:13:969:A:O2'	2.42	0.43
1:13:1129:C:C2	1:13:1139:G:C6	3.06	0.43
1:13:1308:U:H5''	13:4I:98:VAL:HG22	2.01	0.43
1:13:1308:U:OP1	13:4I:98:VAL:HG22	2.18	0.43
1:13:1396:A:H2	5:4E:19:MET:HG3	1.83	0.43
1:13:1442:G:O6	1:13:1446:A:C6	2.71	0.43
14:5I:11:LYS:H	14:5I:11:LYS:HG2	1.52	0.43
26:1H:10:G:N2	26:1H:11:G:C4	2.86	0.43
26:1H:265:A:H1'	26:1H:266:G:O4'	2.19	0.43
26:1H:628:G:H2'	26:1H:629:G:H8	1.81	0.43
26:1H:807:U:C2	26:1H:808:G:C8	3.06	0.43
26:1H:1019:U:N3	26:1H:1020:A:N7	2.67	0.43
26:1H:1465:G:H2'	26:1H:1466:G:H8	1.84	0.43
26:1H:1600:C:H2'	26:1H:1601:G:C8	2.53	0.43
26:1H:1931:U:H5	26:1H:1969:A:N7	2.16	0.43
26:1H:2291:U:H2'	26:1H:2292:C:C6	2.53	0.43
26:1H:2772:C:H2'	26:1H:2773:C:H6	1.83	0.43
29:11:171:ASP:OD1	29:11:171:ASP:N	2.51	0.43
30:21:52:LEU:HA	30:21:53:PRO:HD3	1.72	0.43
31:31:63:LYS:HG2	31:31:65:TRP:O	2.18	0.43
33:51:152:ARG:HA	33:51:152:ARG:HD3	1.67	0.43
35:58:18:ALA:HA	35:58:21:LYS:HG3	2.00	0.43
39:98:88:ARG:NH2	39:98:89:ASP:OD1	2.50	0.43
43:D8:46:VAL:HG21	43:D8:52:VAL:HG21	2.00	0.43

*Continued on next page...*



*Continued from previous page...*

Atom-1	Atom-2	Interatomic distance (Å)	Clash overlap (Å)
50:K8:15:LYS:N	50:K8:15:LYS:NZ	2.63	0.43
1:1G:775:G:H2'	1:1G:776:G:O4'	2.17	0.43
4:32:59:ARG:HH21	4:32:66:ARG:HH12	1.65	0.43
4:32:127:THR:HG21	4:32:149:ALA:HB2	2.00	0.43
5:42:78:HIS:ND1	8:72:107:LEU:HD12	2.33	0.43
19:AA:5:LEU:HA	19:AA:6:LYS:HA	1.67	0.43
26:14:370:G:H4'	26:14:371:A:OP2	2.18	0.43
26:14:636:G:HO2'	26:14:638:G:HO2'	1.59	0.43
26:14:696:G:H2'	26:14:697:C:H6	1.83	0.43
26:14:1138:G:H21	35:15:106:MET:CE	2.31	0.43
26:14:1507:A:N3	26:14:1508:A:H1'	2.34	0.43
26:14:1849:G:H2'	26:14:1850:G:C8	2.54	0.43
26:14:2177:C:OP1	28:79:221:SER:OG	2.31	0.43
26:14:2590:A:OP2	29:19:237:GLU:HB3	2.17	0.43
26:14:2601:C:H2'	26:14:2603:G:C8	2.53	0.43
26:14:2607:G:H2'	26:14:2608:G:O4'	2.18	0.43
26:14:2643:G:H2'	26:14:2644:G:O4'	2.18	0.43
28:79:15:ASP:N	28:79:20:TYR:OH	2.45	0.43
31:39:78:ILE:C	31:39:80:ALA:H	2.21	0.43
33:59:148:ILE:H	33:59:148:ILE:HG12	1.53	0.43
38:45:69:PHE:HA	38:45:70:PRO:HD2	1.73	0.43
39:55:57:ARG:HB3	39:55:59:ASP:OD2	2.17	0.43
47:D5:91:LEU:HB3	47:D5:96:VAL:HG21	2.01	0.43
1:13:335:C:O2'	1:13:1433:A:N3	2.48	0.43
1:13:1004:A:C2	1:13:1024:G:H2'	2.53	0.43
1:13:1234:C:O2'	1:13:1235:U:H5'	2.19	0.43
1:13:1249:C:O2'	9:8E:73:GLN:OE1	2.23	0.43
1:13:1255:G:OP1	10:1I:45:ARG:NH2	2.51	0.43
2:1E:11:LEU:C	2:1E:13:ALA:N	2.72	0.43
2:1E:189:ASP:OD1	2:1E:189:ASP:N	2.51	0.43
6:5E:35:ALA:HA	6:5E:67:MET:HB3	2.00	0.43
8:7E:97:VAL:HG12	8:7E:98:LYS:NZ	2.33	0.43
8:7E:103:VAL:HG21	8:7E:110:ALA:HB2	2.00	0.43
9:8E:9:ARG:HB3	9:8E:14:VAL:HG13	2.00	0.43
13:4I:11:ARG:HG3	13:4I:12:ASN:H	1.84	0.43
13:4I:23:TYR:CD2	13:4I:67:GLU:HA	2.52	0.43
15:6I:67:LEU:O	15:6I:71:GLN:HB2	2.18	0.43
17:8I:81:ARG:NH1	17:8I:83:ASP:OD2	2.51	0.43
23:2K:26:C:H5''	23:2K:27:G:OP2	2.19	0.43
26:1H:5:A:N6	26:1H:2898:U:C4	2.87	0.43
26:1H:581:C:H2'	26:1H:582:G:C8	2.53	0.43

*Continued on next page...*

*Continued from previous page...*

Atom-1	Atom-2	Interatomic distance (Å)	Clash overlap (Å)
26:1H:826:U:H2'	26:1H:828:U:O4'	2.19	0.43
26:1H:873:G:H1'	38:88:29:PHE:HE2	1.84	0.43
26:1H:1051:G:C6	26:1H:1052:C:H1'	2.54	0.43
26:1H:1436:G:H1'	26:1H:1477:A:O2'	2.18	0.43
26:1H:2059:A:H5''	26:1H:2060:A:OP2	2.18	0.43
26:1H:2121:G:O2'	28:71:167:LYS:HG2	2.18	0.43
26:1H:2290:G:H2'	26:1H:2291:U:O4'	2.18	0.43
26:1H:2306:C:H3'	26:1H:2307:G:H5'	1.99	0.43
27:16:15:A:H1'	27:16:109:G:N9	2.33	0.43
30:21:169:ASN:OD1	30:21:201:THR:HG21	2.18	0.43
33:51:56:SER:HB3	33:51:61:HIS:ND1	2.33	0.43
35:58:32:THR:HG22	35:58:37:LYS:HD3	1.98	0.43
37:78:113:LYS:HA	37:78:129:ALA:O	2.18	0.43
38:88:56:ARG:HD2	38:88:56:ARG:HA	1.77	0.43
38:88:138:ASP:OD1	38:88:138:ASP:N	2.51	0.43
39:98:55:ALA:HA	39:98:80:PHE:CE1	2.54	0.43
40:A8:85:VAL:HG23	40:A8:112:PHE:CZ	2.47	0.43
42:C8:15:LYS:HE2	42:C8:15:LYS:HB3	1.85	0.43
43:D8:58:VAL:HG23	43:D8:98:GLU:HG3	2.00	0.43
46:G8:96:ILE:HD12	46:G8:101:LYS:NZ	2.33	0.43
47:H8:60:GLU:HA	47:H8:65:GLN:O	2.18	0.43
50:K8:14:ARG:HB3	50:K8:15:LYS:HZ3	1.83	0.43
1:1G:673:G:H5''	6:52:87:ARG:CZ	2.48	0.43
1:1G:983:A:N6	1:1G:1222:G:H22	2.13	0.43
1:1G:1205:U:H2'	1:1G:1206:G:C8	2.53	0.43
1:1G:1307:U:O5'	1:1G:1307:U:H6	2.01	0.43
1:1G:1352:C:H2'	1:1G:1353:G:C8	2.52	0.43
1:1G:1430:C:H2'	1:1G:1431:C:H6	1.83	0.43
6:52:91:VAL:HG11	18:9A:72:ARG:NH1	2.34	0.43
11:2A:17:GLY:HA3	11:2A:77:MET:SD	2.58	0.43
26:14:438:G:H2'	26:14:439:G:H8	1.84	0.43
26:14:455:C:N3	26:14:473:G:H5'	2.33	0.43
26:14:528:A:H2	26:14:2043:C:H4'	1.81	0.43
26:14:832:G:H5'	37:35:45:LEU:HD11	1.99	0.43
26:14:867:C:C5	26:14:868:U:C4	3.06	0.43
26:14:868:U:C4	26:14:869:G:N7	2.86	0.43
26:14:1152:C:H5''	42:85:80:ILE:CG2	2.49	0.43
26:14:1747:G:H5''	26:14:1748:G:OP2	2.17	0.43
26:14:2493:U:C4	26:14:2494:G:C8	3.07	0.43
26:14:2558:C:H2'	26:14:2559:C:O4'	2.18	0.43
26:14:2773:C:H5''	30:29:164:ARG:HG2	2.00	0.43

*Continued on next page...*

*Continued from previous page...*

Atom-1	Atom-2	Interatomic distance (Å)	Clash overlap (Å)
27:1J:70:C:H2'	27:1J:71:C:H6	1.84	0.43
29:19:31:LYS:HE2	29:19:102:LYS:HD2	2.00	0.43
29:19:76:PRO:HA	29:19:118:VAL:HG23	2.00	0.43
30:29:81:ILE:HG21	30:29:84:PHE:CD2	2.52	0.43
38:45:30:GLY:CA	38:45:107:ALA:HB2	2.48	0.43
39:55:21:TYR:HB3	39:55:47:PHE:CD2	2.53	0.43
39:55:24:GLN:HE22	39:55:36:THR:HG21	1.83	0.43
39:55:85:PRO:O	39:55:88:ARG:HB3	2.19	0.43
40:65:87:PHE:CE1	40:65:102:ALA:HB2	2.54	0.43
40:65:106:ARG:NH1	40:65:106:ARG:O	2.50	0.43
43:95:24:LYS:HA	43:95:92:THR:OG1	2.18	0.43
47:D5:29:TYR:HB3	47:D5:34:ASN:HB2	1.99	0.43
1:13:191(E):G:H2'	1:13:191(F):U:H6	1.82	0.43
1:13:200:G:H1	1:13:217:C:H42	1.66	0.43
1:13:452:A:H1'	16:7I:72:ARG:NH1	2.34	0.43
1:13:517:G:N3	1:13:531:U:H5'	2.33	0.43
1:13:670:G:C6	1:13:671:G:C5	3.07	0.43
1:13:963:G:N2	10:1I:55:LYS:HZ1	2.16	0.43
1:13:1118:C:H1'	1:13:1179:A:C5	2.53	0.43
1:13:1349:A:OP1	9:8E:121:ARG:HB2	2.19	0.43
1:13:1384:C:H2'	1:13:1385:G:H8	1.82	0.43
1:13:1432:G:OP1	41:B8:107:ASP:HB2	2.19	0.43
2:1E:21:ARG:C	2:1E:23:ARG:H	2.22	0.43
2:1E:97:TRP:HH2	2:1E:176:GLU:CD	2.21	0.43
2:1E:219:VAL:O	2:1E:223:ILE:HG13	2.18	0.43
4:3E:135:LEU:HA	4:3E:136:PRO:HD2	1.80	0.43
6:5E:14:LEU:HD11	6:5E:84:ASN:ND2	2.33	0.43
11:2I:96:ARG:HE	11:2I:96:ARG:HB3	1.66	0.43
12:3I:89:ARG:HD2	12:3I:91:LYS:HA	2.01	0.43
24:3K:49:G:H1'	24:3K:66:A:C2	2.53	0.43
26:1H:53:A:H2'	26:1H:54:G:O4'	2.19	0.43
26:1H:295:G:C6	26:1H:344:G:N1	2.86	0.43
26:1H:1138:G:H21	35:58:106:MET:CE	2.28	0.43
26:1H:1705:G:H2'	26:1H:1706:U:H5'	2.00	0.43
26:1H:2260:C:O2'	26:1H:2261:C:H5'	2.18	0.43
27:16:15:A:H1'	27:16:109:G:C8	2.53	0.43
28:7I:225:ASN:HB3	28:7I:227:HIS:CD2	2.54	0.43
33:51:41:MET:HE2	33:51:55:PRO:HD3	1.99	0.43
33:51:164:TYR:HB2	33:51:165:ALA:H	1.65	0.43
35:58:132:ALA:O	35:58:134:ARG:NH2	2.51	0.43
36:68:66:LYS:HE3	36:68:66:LYS:HB3	1.80	0.43

*Continued on next page...*

*Continued from previous page...*

Atom-1	Atom-2	Interatomic distance (Å)	Clash overlap (Å)
44:E8:7:ALA:HB2	44:E8:50:VAL:HG22	2.00	0.43
55:Q8:50:LEU:HD11	55:Q8:58:ILE:HD12	1.99	0.43
1:1G:127:G:OP1	1:1G:635:G:H1'	2.18	0.43
1:1G:157:G:H1	1:1G:164:U:H3	1.65	0.43
1:1G:287:U:H2'	1:1G:288:A:C8	2.53	0.43
1:1G:616:G:C2	1:1G:617:G:N7	2.87	0.43
1:1G:1072:G:C6	1:1G:1073:U:N3	2.86	0.43
1:1G:1153:C:P	10:1A:13:HIS:HE1	2.41	0.43
1:1G:1224:G:N2	1:1G:1322:C:H4'	2.33	0.43
3:22:93:LYS:H	3:22:93:LYS:CD	2.31	0.43
7:62:15:ASP:HB3	7:62:20:ASP:H	1.82	0.43
7:62:38:LEU:O	7:62:42:ILE:HG13	2.18	0.43
9:82:26:VAL:HG13	9:82:61:ALA:O	2.18	0.43
26:14:39:C:O2	31:39:46:ARG:NH2	2.49	0.43
26:14:141:A:C8	26:14:1595:G:N2	2.72	0.43
26:14:207:A:H2'	26:14:208:C:O4'	2.18	0.43
26:14:259:G:HO2'	26:14:621:A:HO2'	1.50	0.43
26:14:534:U:H5'	42:85:42:ALA:HB1	2.00	0.43
26:14:540:G:H2'	26:14:541:C:C6	2.53	0.43
26:14:1118:C:H2'	26:14:1119:C:C6	2.54	0.43
26:14:1203:G:OP2	26:14:1204:A:H2'	2.18	0.43
26:14:1213:A:H2'	26:14:1214:A:C8	2.53	0.43
26:14:1260:G:C5	26:14:1261:C:C5	3.07	0.43
26:14:1793:C:H2'	26:14:1794:U:C6	2.53	0.43
26:14:1951:U:O2	26:14:1954:G:H8	2.01	0.43
26:14:2176:A:O2'	26:14:2177:C:H5'	2.19	0.43
26:14:2346:A:H5'	26:14:2383:G:H1'	2.01	0.43
26:14:2370:G:H2'	26:14:2371:G:O4'	2.19	0.43
26:14:2563:U:H1'	26:14:2566:A:N6	2.33	0.43
27:1J:53:A:H2'	27:1J:54:G:O4'	2.17	0.43
30:29:26:ILE:HB	30:29:182:LEU:HB3	2.01	0.43
32:49:11:TYR:HE2	32:49:16:ARG:HH21	1.66	0.43
40:65:70:GLY:O	40:65:105:ALA:HA	2.19	0.43
48:E5:60:PHE:N	48:E5:60:PHE:CD1	2.86	0.43
50:G5:63:VAL:HA	50:G5:66:GLU:OE1	2.19	0.43
53:J5:41:PRO:HA	53:J5:42:PRO:HD3	1.92	0.43
55:M5:23:VAL:HA	55:M5:49:VAL:N	2.32	0.43
1:13:66:G:O4'	1:13:173:U:C4	2.71	0.43
1:13:228:A:H2'	1:13:229:U:O4'	2.19	0.43
1:13:474:G:H2'	1:13:475:G:O4'	2.18	0.43
1:13:582:U:O2'	17:8I:94:ASN:ND2	2.31	0.43

*Continued on next page...*

*Continued from previous page...*

Atom-1	Atom-2	Interatomic distance (Å)	Clash overlap (Å)
1:13:663:A:H5'	1:13:836:G:OP1	2.18	0.43
2:1E:28:PHE:HD1	2:1E:194:PRO:HD3	1.83	0.43
3:2E:151:VAL:HA	3:2E:199:LYS:O	2.19	0.43
4:3E:108:LEU:HB3	4:3E:110:PHE:HE1	1.84	0.43
4:3E:111:ALA:HB2	4:3E:120:LEU:CD1	2.48	0.43
5:4E:143:ARG:NE	8:7E:77:GLU:OE1	2.49	0.43
11:2I:59:TYR:O	11:2I:62:GLN:HB3	2.18	0.43
12:3I:111:LYS:O	12:3I:112:ASP:HB2	2.18	0.43
22:1K:9:A:H5''	22:1K:47:U:H6	1.82	0.43
26:1H:270(N):G:N3	34:61:50:ARG:NH2	2.66	0.43
26:1H:496:G:O5'	44:E8:62:HIS:HE1	2.02	0.43
26:1H:713:G:H2'	26:1H:714:U:H6	1.84	0.43
26:1H:717:G:H2'	26:1H:718:A:O4'	2.18	0.43
26:1H:774:A:HO2'	26:1H:775:G:H8	1.64	0.43
26:1H:956:G:OP2	38:88:14:ARG:NH2	2.51	0.43
26:1H:1049:C:H1'	26:1H:1113:U:O2'	2.17	0.43
26:1H:2136:C:N4	26:1H:2156:G:N3	2.66	0.43
26:1H:2138:C:H2'	26:1H:2139:C:H6	1.83	0.43
27:16:12:C:H6	27:16:12:C:OP2	2.01	0.43
28:71:182:PRO:HA	28:71:185:LEU:HB2	2.00	0.43
31:31:101:LEU:HA	31:31:101:LEU:HD23	1.59	0.43
31:31:108:LYS:HE2	31:31:108:LYS:HB3	1.87	0.43
37:78:95:VAL:HA	37:78:99:LEU:HD23	2.00	0.43
37:78:97:PRO:HD3	37:78:126:VAL:O	2.17	0.43
37:78:112:LEU:HA	37:78:112:LEU:HD23	1.55	0.43
38:88:25:ASP:HA	38:88:102:VAL:HG23	2.00	0.43
47:H8:70:LEU:HD11	47:H8:98:MET:HE3	2.00	0.43
55:Q8:50:LEU:HD13	55:Q8:50:LEU:O	2.18	0.43
1:1G:317:G:H1	1:1G:336:C:N4	2.15	0.43
1:1G:1001:G:H2'	1:1G:1002:G:H8	1.84	0.43
1:1G:1206:G:H2'	1:1G:1207:G:H8	1.84	0.43
1:1G:1317:C:O2	19:AA:37:ARG:NH1	2.51	0.43
5:42:26:PHE:N	5:42:26:PHE:CD1	2.87	0.43
18:9A:45:SER:OG	18:9A:46:GLU:N	2.52	0.43
21:1B:5:ASP:O	21:1B:8:THR:HG22	2.18	0.43
23:2L:32:G:C5	23:2L:33:OMC:C5	3.06	0.43
26:14:194:G:H2'	26:14:195:A:O4'	2.18	0.43
26:14:642:G:H3'	26:14:642:G:C8	2.54	0.43
26:14:2132:U:H1'	28:79:5:LYS:N	2.32	0.43
26:14:2464:C:H42	26:14:2486:G:H1	1.67	0.43
29:19:2:ALA:HB3	29:19:20:ASP:HB2	2.00	0.43

*Continued on next page...*

*Continued from previous page...*

Atom-1	Atom-2	Interatomic distance (Å)	Clash overlap (Å)
30:29:31:CYS:HB3	30:29:49:LEU:HB2	2.00	0.43
31:39:22:ALA:O	31:39:24:LEU:N	2.52	0.43
32:49:136:ARG:H	32:49:136:ARG:HG3	1.58	0.43
35:15:15:LEU:HD23	35:15:134:ARG:HB2	2.01	0.43
40:65:92:TYR:HB2	40:65:98:VAL:HG11	2.01	0.43
46:C5:68:HIS:HB3	46:C5:71:LYS:HG2	2.00	0.43
50:G5:33:MET:O	50:G5:37:PHE:HD1	2.01	0.43
1:13:222:U:H2'	1:13:223:U:C6	2.49	0.43
1:13:323:U:H4'	20:BI:22:ARG:HB3	2.01	0.43
1:13:345:C:H5'	41:B8:41:ARG:CZ	2.48	0.43
1:13:411:A:C5	1:13:413:G:HI1'	2.54	0.43
1:13:522:C:H2'	1:13:523:A:O4'	2.19	0.43
1:13:693:G:H2'	1:13:694:A:C8	2.53	0.43
1:13:1189:C:OP1	10:1I:51:ARG:NH2	2.51	0.43
1:13:1266:G:N2	1:13:1270:C:C4	2.87	0.43
12:3I:111:LYS:HD3	12:3I:111:LYS:HA	1.71	0.43
26:1H:689:A:N3	26:1H:779:U:O2'	2.47	0.43
26:1H:722:A:C2	26:1H:723:G:C4	3.07	0.43
26:1H:1381:G:HI1'	26:1H:1571:A:N1	2.33	0.43
26:1H:2850:A:H3'	26:1H:2851:A:C8	2.53	0.43
34:61:144:VAL:HG22	34:61:145:VAL:CG2	2.46	0.43
39:98:63:ARG:HA	39:98:80:PHE:CZ	2.54	0.43
45:F8:37:THR:O	45:F8:40:LYS:HB3	2.18	0.43
47:H8:6:LYS:NZ	47:H8:43:GLU:OE1	2.34	0.43
49:J8:64:ALA:HA	49:J8:67:ILE:HG13	2.01	0.43
54:P8:12:ARG:NH2	54:P8:44:PRO:HB3	2.34	0.43
1:1G:67:C:H2'	1:1G:68:G:C8	2.53	0.43
1:1G:757:U:H2'	1:1G:758:G:O4'	2.18	0.43
1:1G:1047:G:H1	1:1G:1210:C:H42	1.66	0.43
1:1G:1329:A:H5''	13:4A:25:ILE:O	2.19	0.43
2:12:50:GLU:H	2:12:50:GLU:CD	2.22	0.43
2:12:187:LEU:HD21	2:12:204:ASN:N	2.33	0.43
4:32:177:ASP:O	4:32:180:GLY:N	2.37	0.43
6:52:37:VAL:HG21	6:52:63:TYR:HD2	1.83	0.43
7:62:51:GLN:O	7:62:51:GLN:NE2	2.52	0.43
9:82:97:LYS:HB3	9:82:98:PRO:HD3	2.01	0.43
14:5A:22:THR:HB	14:5A:33:VAL:HG21	2.01	0.43
19:AA:57:HIS:CD2	19:AA:57:HIS:N	2.86	0.43
56:1L:33:U:C2	56:1L:35:U:OP2	2.72	0.43
23:2L:23:G:H2'	23:2L:24:C:H6	1.83	0.43
57:3L:15:G:C2	57:3L:59:A:C4	3.07	0.43

*Continued on next page...*

*Continued from previous page...*

Atom-1	Atom-2	Interatomic distance (Å)	Clash overlap (Å)
26:14:374:A:C2	26:14:401:A:C4	3.06	0.43
26:14:639:U:H2'	26:14:640:C:C6	2.53	0.43
26:14:971:C:H2'	26:14:972:G:H5'	2.01	0.43
26:14:1115:G:C5	26:14:1116:C:C4	3.07	0.43
26:14:1778:U:H2'	26:14:1784:A:H62	1.82	0.43
26:14:1972:A:H2'	26:14:1973:G:H8	1.82	0.43
26:14:2171:A:C8	26:14:2172:U:H5''	2.54	0.43
26:14:2720:U:C2	26:14:2721:A:C8	3.07	0.43
26:14:2832:U:H3'	26:14:2833:G:C8	2.54	0.43
27:1J:57:A:H2'	27:1J:58:A:O4'	2.19	0.43
29:19:66:ASP:HB3	29:19:105:ILE:HD12	1.99	0.43
30:29:56:PRO:HD2	30:29:58:ARG:CZ	2.48	0.43
31:39:14:PRO:O	31:39:15:SER:C	2.56	0.43
33:59:11:VAL:HG22	33:59:69:ARG:HH12	1.83	0.43
33:59:163:TYR:CE1	33:59:169:VAL:HG22	2.54	0.43
34:69:100:ALA:O	34:69:104:GLN:HB2	2.19	0.43
40:65:78:LEU:HD11	40:65:107:GLU:CB	2.45	0.43
41:75:3:ARG:HE	41:75:6:LEU:HB2	1.84	0.43
43:95:35:LEU:HD23	43:95:35:LEU:H	1.84	0.43
53:J5:38:ALA:HB3	53:J5:48:GLU:HG3	1.99	0.43
1:13:62:U:O2'	1:13:379:C:O2	2.37	0.43
1:13:957:U:N3	1:13:960:U:OP2	2.49	0.43
2:1E:12:GLU:HB3	2:1E:44:LEU:HD13	1.99	0.43
8:7E:121:ASP:HB2	8:7E:125:ARG:NH2	2.34	0.43
10:1I:80:LYS:NZ	10:1I:84:GLN:HB2	2.34	0.43
26:1H:185:U:H2'	26:1H:186:G:H8	1.83	0.43
26:1H:470:A:H2'	26:1H:471:A:O4'	2.18	0.43
26:1H:1205:U:H4'	26:1H:1206:G:OP2	2.19	0.43
26:1H:1299:G:H3'	26:1H:1639:U:O4	2.19	0.43
26:1H:1429:G:H2'	26:1H:1430:C:C6	2.54	0.43
26:1H:1432:C:H2'	26:1H:1433:U:O4'	2.19	0.43
26:1H:2156:G:H2'	26:1H:2157:G:H21	1.84	0.43
30:21:120:TRP:CD2	30:21:155:LYS:HG2	2.53	0.43
33:51:4:ILE:O	33:51:6:ARG:HG3	2.18	0.43
47:H8:140:ASP:N	47:H8:140:ASP:OD1	2.51	0.43
1:1G:32:A:H2'	1:1G:33:A:C8	2.54	0.43
1:1G:76:G:H1	1:1G:93:U:H3	1.67	0.43
1:1G:103:C:OP2	20:BA:14:LYS:HD3	2.19	0.43
1:1G:300:A:H8	1:1G:300:A:O5'	2.02	0.43
1:1G:406:G:H5'	4:32:5:ILE:HD12	2.01	0.43
1:1G:1129:C:H5	1:1G:1141:C:N4	2.17	0.43

*Continued on next page...*

*Continued from previous page...*

Atom-1	Atom-2	Interatomic distance (Å)	Clash overlap (Å)
1:1G:1301:U:O2	1:1G:1301:U:H2'	2.18	0.43
2:12:208:ILE:HA	2:12:211:ILE:HD12	2.01	0.43
4:32:112:VAL:HG12	4:32:116:GLN:CD	2.39	0.43
7:62:21:VAL:O	7:62:24:THR:HB	2.17	0.43
9:82:5:TYR:CG	9:82:6:GLY:N	2.87	0.43
9:82:14:VAL:O	9:82:65:VAL:HG23	2.18	0.43
9:82:27:THR:HG1	9:82:32:ASP:HA	1.84	0.43
9:82:51:ARG:HA	9:82:56:LEU:HB3	2.01	0.43
9:82:70:LYS:O	9:82:74:ILE:HG13	2.19	0.43
10:1A:16:LEU:HD13	10:1A:94:VAL:HG11	2.00	0.43
13:4A:54:VAL:HA	13:4A:57:ARG:HG2	2.00	0.43
14:5A:41:ARG:HG3	14:5A:42:ILE:N	2.32	0.43
19:AA:15:LEU:HD22	19:AA:18:LYS:HE3	1.99	0.43
23:2L:38:A:H2'	23:2L:39:A:O4'	2.18	0.43
26:14:27:G:C4	26:14:512:G:N2	2.87	0.43
26:14:34:C:O2	26:14:34:C:H2'	2.19	0.43
26:14:90:U:O2'	26:14:91:A:H8	2.01	0.43
26:14:480:A:H2'	26:14:480:A:N3	2.32	0.43
26:14:590:A:OP1	31:39:95:ARG:NH1	2.52	0.43
26:14:635:C:H2'	26:14:636:G:O4'	2.18	0.43
26:14:944:G:H5''	26:14:945:A:O5'	2.18	0.43
26:14:997:G:OP1	42:85:93:LYS:HD2	2.19	0.43
26:14:2446:G:C2	26:14:2501:C:C5	3.07	0.43
26:14:2688:U:C5	26:14:2720:U:OP2	2.68	0.43
26:14:2704:C:H2'	26:14:2705:A:O4'	2.19	0.43
27:1J:63:G:H2'	27:1J:64:C:C6	2.54	0.43
30:29:176:ILE:HB	30:29:181:LEU:HB2	2.00	0.43
30:29:195:LEU:HD12	30:29:195:LEU:HA	1.84	0.43
34:69:102:SER:HA	34:69:107:VAL:O	2.19	0.43
36:25:47:ILE:O	36:25:53:LYS:HD2	2.18	0.43
42:85:98:LEU:HB2	42:85:102:GLU:HB2	1.99	0.43
1:13:450:G:C8	1:13:481:G:O6	2.71	0.43
1:13:475:G:C4	1:13:476:G:C8	3.07	0.43
1:13:658:G:H2'	1:13:659:U:C6	2.53	0.43
1:13:730:G:C5	1:13:731:G:H1'	2.54	0.43
1:13:906:G:O5'	1:13:906:G:H8	2.01	0.43
1:13:1074:G:N3	1:13:1102:A:C2	2.87	0.43
4:3E:191:ARG:NE	4:3E:200:GLU:OE1	2.52	0.43
7:6E:95:ARG:NH1	7:6E:99:LEU:HD11	2.34	0.43
26:1H:647:G:H8	26:1H:647:G:OP2	2.01	0.43
26:1H:701:G:C2'	26:1H:702:G:H5'	2.49	0.43

*Continued on next page...*



*Continued from previous page...*

Atom-1	Atom-2	Interatomic distance (Å)	Clash overlap (Å)
26:1H:1317:A:H2'	26:1H:1318:C:C6	2.54	0.43
26:1H:1417:C:H42	26:1H:1581:G:H1	1.67	0.43
26:1H:1658:C:H2'	26:1H:1659:U:C6	2.53	0.43
26:1H:2080:G:H5''	26:1H:2080:G:H8	1.84	0.43
26:1H:2516:G:O2'	26:1H:2517:C:H5'	2.19	0.43
28:71:42:GLU:H	28:71:216:THR:HA	1.84	0.43
29:11:261:LYS:HZ2	29:11:263:ARG:H	1.65	0.43
35:58:40:PRO:O	42:C8:64:ARG:HG2	2.19	0.43
37:78:123:LEU:HD23	37:78:123:LEU:HA	1.75	0.43
40:A8:36:TYR:N	40:A8:36:TYR:HD1	2.16	0.43
1:1G:373:A:N3	1:1G:374:A:C8	2.86	0.43
1:1G:428:G:C5	1:1G:430:A:C6	3.07	0.43
1:1G:450:G:O5'	1:1G:450:G:H8	2.01	0.43
1:1G:513:C:H2'	1:1G:514:C:C6	2.54	0.43
1:1G:707:C:H2'	1:1G:708:C:H6	1.82	0.43
1:1G:1058:G:H2'	1:1G:1059:C:C6	2.53	0.43
1:1G:1245:A:H2'	1:1G:1246:C:C6	2.54	0.43
2:12:213:LEU:HG	2:12:214:ILE:N	2.33	0.43
3:22:113:ALA:HB3	3:22:114:PRO:HD3	2.01	0.43
6:52:16:GLN:H	6:52:16:GLN:HG2	1.57	0.43
6:52:101:ALA:O	18:9A:28:GLU:HB2	2.19	0.43
8:72:81:HIS:HB2	8:72:138:TRP:CE3	2.54	0.43
9:82:112:LYS:NZ	9:82:113:LYS:O	2.48	0.43
11:2A:103:LEU:HD12	11:2A:103:LEU:HA	1.70	0.43
12:3A:58:VAL:O	12:3A:65:GLU:HA	2.19	0.43
26:14:972:G:H3'	26:14:973:A:H2'	2.00	0.43
26:14:1023:U:OP2	26:14:1024:G:N7	2.52	0.43
26:14:2292:C:H2'	26:14:2293:C:C6	2.53	0.43
26:14:2697:G:H2'	26:14:2698:U:O4'	2.19	0.43
27:1J:98:G:H8	27:1J:98:G:O5'	2.02	0.43
29:19:31:LYS:HG3	29:19:33:LEU:HB3	2.00	0.43
29:19:147:LEU:HD22	29:19:147:LEU:HA	1.92	0.43
30:29:181:LEU:HD11	41:75:7:ILE:HD13	2.00	0.43
33:59:9:ILE:HB	33:59:10:PRO:HD2	2.01	0.43
34:69:113:ARG:O	34:69:131:LYS:NZ	2.48	0.43
37:35:112:LEU:HD23	37:35:112:LEU:HA	1.77	0.43
47:D5:37:VAL:HG23	47:D5:38:TYR:N	2.34	0.43
1:13:147:G:C2	1:13:148:G:C5	3.06	0.43
1:13:671:G:C4	1:13:672:U:C6	3.07	0.43
1:13:827:U:C5	1:13:870:U:C4	3.06	0.43
1:13:1032(A):G:H2'	1:13:1032(B):G:N7	2.34	0.43

*Continued on next page...*

*Continued from previous page...*

Atom-1	Atom-2	Interatomic distance (Å)	Clash overlap (Å)
1:13:1112:C:N3	3:2E:178:LEU:HB2	2.33	0.43
1:13:1397:C:OP2	5:4E:24:ARG:NH2	2.52	0.43
3:2E:42:LEU:HA	3:2E:42:LEU:HD13	1.73	0.43
4:3E:31:CYS:HB2	59:3E:301:SF4:S3	2.58	0.43
5:4E:6:PHE:HD2	5:4E:63:ARG:NH1	2.17	0.43
5:4E:11:ILE:HD11	5:4E:31:LEU:HD13	2.01	0.43
6:5E:96:PRO:HB3	18:9I:30:ASP:CG	2.40	0.43
7:6E:95:ARG:HH12	7:6E:99:LEU:HD21	1.83	0.43
15:6I:32:LEU:HD23	15:6I:32:LEU:HA	1.87	0.43
16:7I:33:ILE:H	16:7I:33:ILE:HG13	1.70	0.43
17:8I:58:GLU:HB2	17:8I:74:LEU:HB3	2.00	0.43
22:1K:62:C:H2'	22:1K:63:U:O4'	2.19	0.43
26:1H:1480:G:N1	26:1H:1482:U:O2	2.52	0.43
26:1H:2107:C:H5''	26:1H:2108:C:P	2.59	0.43
26:1H:2135:A:C5'	26:1H:2159:G:H21	2.32	0.43
26:1H:2695:C:H2'	26:1H:2696:U:H6	1.84	0.43
28:7I:64:LEU:HD22	28:7I:65:PRO:HD2	2.01	0.43
29:11:16:MET:CE	29:11:211:ARG:HD2	2.49	0.43
30:21:52:LEU:HA	30:21:52:LEU:HD12	1.55	0.43
31:31:78:ILE:H	31:31:78:ILE:HG23	1.60	0.43
32:41:130:ASN:HB3	32:41:160:VAL:HA	2.01	0.43
32:41:137:GLU:HB2	32:41:139:LEU:HD23	2.01	0.43
37:78:101:VAL:HA	37:78:105:LEU:O	2.19	0.43
38:88:5:ARG:H	38:88:5:ARG:HG3	1.62	0.43
44:E8:9:TYR:HA	44:E8:100:THR:CG2	2.49	0.43
46:G8:82:PRO:HB3	46:G8:99:CYS:HB2	2.01	0.43
49:J8:91:LYS:HZ3	49:J8:91:LYS:HA	1.83	0.43
1:1G:184:G:C2'	1:1G:185:A:H5'	2.49	0.43
1:1G:228:A:H4'	16:7A:62:VAL:HG11	2.01	0.43
1:1G:426:G:OP1	4:32:36:ARG:NH2	2.52	0.43
1:1G:892:A:O2'	1:1G:1415:G:H4'	2.19	0.43
1:1G:1032:A:H3'	1:1G:1032(A):G:C5'	2.48	0.43
1:1G:1141:C:H2'	1:1G:1142:G:H8	1.84	0.43
1:1G:1225:A:H5''	1:1G:1226:C:OP2	2.19	0.43
2:12:28:PHE:CZ	2:12:189:ASP:HA	2.54	0.43
2:12:127:ILE:HG12	2:12:130:ARG:CD	2.49	0.43
3:22:19:GLU:O	3:22:57:ILE:N	2.50	0.43
5:42:68:GLU:OE2	5:42:70:PRO:HG3	2.19	0.43
7:62:141:VAL:CA	7:62:142:GLU:HG2	2.49	0.43
23:2L:15:G:N2	23:2L:22:A:H1'	2.34	0.43
26:14:1003:G:N2	26:14:1153:C:C2	2.87	0.43

*Continued on next page...*

*Continued from previous page...*

Atom-1	Atom-2	Interatomic distance (Å)	Clash overlap (Å)
26:14:1551:C:C4	26:14:1552:G:C5	3.07	0.43
26:14:1830:C:O5'	26:14:1830:C:H6	2.02	0.43
26:14:2443:C:H2'	26:14:2444:G:C8	2.54	0.43
26:14:2628:C:H1'	26:14:2781:A:H2'	2.00	0.43
26:14:2842:G:C4	26:14:2876:G:N2	2.87	0.43
31:39:95:ARG:HG3	31:39:97:TYR:CE1	2.54	0.43
34:69:128:LEU:O	34:69:138:ILE:N	2.43	0.43
39:55:38:VAL:O	39:55:41:ALA:HB3	2.19	0.43
39:55:54:LEU:HD12	39:55:54:LEU:HA	1.87	0.43
42:85:86:ALA:HB2	42:85:116:ALA:HB2	2.00	0.43
1:13:105:G:H2'	1:13:106:C:C6	2.54	0.42
1:13:292:G:N7	1:13:293:G:H1'	2.34	0.42
1:13:502:G:C6	1:13:503:C:C4	3.07	0.42
1:13:667:G:OP1	1:13:732:C:O2'	2.32	0.42
1:13:671:G:H2'	1:13:672:U:C6	2.48	0.42
1:13:948:C:O2'	1:13:949:A:H5'	2.19	0.42
1:13:1346:A:O3'	1:13:1347:G:H4'	2.19	0.42
1:13:1414:U:H2'	1:13:1415:G:H8	1.84	0.42
3:2E:175:LEU:HD21	3:2E:201:TYR:CE1	2.54	0.42
3:2E:188:LEU:HD11	3:2E:195:VAL:HG13	2.01	0.42
4:3E:104:VAL:O	4:3E:107:ARG:N	2.52	0.42
4:3E:173:TRP:CZ3	4:3E:193:ASP:HB3	2.54	0.42
11:2I:106:LYS:HE3	11:2I:106:LYS:HB2	1.76	0.42
23:2K:45:A:H2'	23:2K:46:G:O4'	2.19	0.42
26:1H:142:G:H1'	45:F8:37:THR:CG2	2.40	0.42
26:1H:270(R):G:H2'	26:1H:270(S):G:H8	1.81	0.42
26:1H:639:U:H2'	26:1H:640:C:C6	2.54	0.42
26:1H:1266:G:O5'	44:E8:15:ARG:NH2	2.52	0.42
26:1H:1372:U:C2'	26:1H:1373:A:H5'	2.49	0.42
26:1H:1387:C:C2	26:1H:1388:G:C8	3.07	0.42
26:1H:1538:G:H2'	26:1H:1539:G:C8	2.54	0.42
26:1H:2133:G:H2'	26:1H:2157:G:N2	2.34	0.42
26:1H:2262:U:H4'	26:1H:2328:A:C2	2.54	0.42
26:1H:2598:A:H3'	26:1H:2598:A:C8	2.53	0.42
27:16:31:C:N4	40:A8:32:LEU:HD23	2.34	0.42
29:11:72:LYS:HG2	29:11:103:ARG:NH2	2.33	0.42
32:41:63:ILE:HG13	32:41:64:THR:N	2.34	0.42
32:41:125:PHE:CE1	32:41:131:TYR:HB2	2.53	0.42
33:51:71:LEU:HD12	33:51:71:LEU:HA	1.83	0.42
35:58:57:ALA:C	35:58:59:LYS:N	2.68	0.42
36:68:23:ARG:HG3	36:68:24:VAL:N	2.33	0.42

*Continued on next page...*

*Continued from previous page...*

Atom-1	Atom-2	Interatomic distance (Å)	Clash overlap (Å)
37:78:96:THR:C	37:78:98:GLU:H	2.22	0.42
46:G8:4:LYS:HD3	46:G8:4:LYS:HA	1.75	0.42
53:N8:36:CYS:HB2	53:N8:49:CYS:SG	2.59	0.42
55:Q8:7:HIS:HB3	55:Q8:61:LEU:HB3	2.01	0.42
1:1G:115:G:H1'	1:1G:116:A:N7	2.34	0.42
1:1G:192:U:C1'	20:BA:103:GLY:HA2	2.49	0.42
1:1G:224:C:H2'	1:1G:225:C:C6	2.54	0.42
1:1G:393:A:OP2	16:7A:12:LYS:HD3	2.18	0.42
1:1G:516:U:O2'	1:1G:519:C:N3	2.52	0.42
1:1G:803:G:C5	1:1G:804:U:C4	3.06	0.42
1:1G:1084:G:C6	1:1G:1085:U:C4	3.07	0.42
1:1G:1320:C:OP1	19:AA:70:LYS:HE3	2.19	0.42
1:1G:1371:G:OP2	9:82:11:LYS:HG2	2.19	0.42
3:22:6:HIS:HD2	3:22:7:PRO:HD2	1.84	0.42
12:3A:85:ILE:HD12	12:3A:85:ILE:HA	1.65	0.42
13:4A:78:ILE:CG2	13:4A:92:HIS:HB3	2.46	0.42
20:BA:26:ASN:HA	20:BA:71:THR:HG23	2.01	0.42
26:14:185:U:H2'	26:14:186:G:O4'	2.19	0.42
26:14:483:A:C4	46:C5:60:PHE:HZ	2.36	0.42
26:14:515:A:H2'	26:14:516:C:H5'	2.01	0.42
26:14:1709:U:H2'	26:14:1710:C:C6	2.54	0.42
26:14:1769:G:O2'	26:14:1958:C:OP1	2.30	0.42
26:14:2178:C:H5'	28:79:46:LYS:HE2	2.01	0.42
27:1J:1:U:H2'	27:1J:2:C:C6	2.54	0.42
30:29:37:ARG:HD2	30:29:80:GLU:OE2	2.19	0.42
32:49:27:ASN:OD1	32:49:28:VAL:N	2.50	0.42
34:69:23:PRO:O	34:69:27:ARG:HG2	2.19	0.42
39:55:29:LEU:HD12	39:55:29:LEU:HA	1.78	0.42
1:13:464:G:H2'	1:13:467:G:O6	2.19	0.42
1:13:946:A:H2'	1:13:947:G:C8	2.54	0.42
1:13:983:A:H1'	1:13:1049:U:O2	2.19	0.42
1:13:1177:G:H5'	9:8E:97:LYS:HZ1	1.84	0.42
4:3E:155:LEU:HB3	4:3E:158:ILE:HG13	2.01	0.42
8:7E:88:LYS:HB3	8:7E:89:PRO:HD2	2.00	0.42
10:1I:33:GLN:O	10:1I:74:ILE:HG12	2.19	0.42
13:4I:3:ARG:CZ	13:4I:9:ILE:HD11	2.49	0.42
15:6I:45:VAL:HG12	15:6I:46:HIS:HD2	1.83	0.42
17:8I:101:ARG:CZ	17:8I:101:ARG:HB2	2.49	0.42
23:2K:65:G:C2	23:2K:66:C:C2	3.07	0.42
26:1H:38:A:H2'	26:1H:39:C:C6	2.54	0.42
26:1H:192:C:OP1	61:1H:3573:HOH:O	2.21	0.42

*Continued on next page...*

*Continued from previous page...*

Atom-1	Atom-2	Interatomic distance (Å)	Clash overlap (Å)
26:1H:363(E):U:OP2	26:1H:363(E):U:H6	2.02	0.42
26:1H:1166:C:O2	26:1H:1184:G:C2	2.72	0.42
26:1H:1711:C:H2'	26:1H:1712:C:O4'	2.19	0.42
26:1H:1965:C:H3'	26:1H:1966:A:H2'	2.00	0.42
26:1H:2029:G:H2'	26:1H:2031:A:OP1	2.19	0.42
26:1H:2439:A:H5'	26:1H:2439:A:C8	2.54	0.42
26:1H:2820:A:O2'	26:1H:2821:A:OP1	2.31	0.42
28:71:193:ILE:HD13	28:71:194:ARG:CZ	2.49	0.42
31:31:59:TYR:CD1	31:31:78:ILE:HD11	2.54	0.42
31:31:170:LEU:HB2	31:31:173:VAL:HB	2.00	0.42
32:41:12:TYR:HA	32:41:16:ARG:HD3	2.01	0.42
37:78:71:VAL:CG1	37:78:72:PRO:HD3	2.49	0.42
46:G8:42:VAL:HG23	46:G8:43:ASN:H	1.84	0.42
50:K8:47:ASN:O	50:K8:49:LYS:HG3	2.19	0.42
53:N8:20:ARG:HG2	53:N8:23:HIS:CE1	2.54	0.42
1:1G:520:A:N1	1:1G:536:C:H1'	2.33	0.42
1:1G:980:C:H5'	1:1G:981:U:OP2	2.19	0.42
1:1G:983:A:H2	1:1G:984:C:C6	2.38	0.42
1:1G:1157:A:N9	1:1G:1158:C:H5	2.17	0.42
1:1G:1423:G:OP1	36:25:49:ARG:NH2	2.52	0.42
2:12:132:LYS:HD2	2:12:135:GLN:NE2	2.34	0.42
5:42:70:PRO:O	5:42:77:PRO:HD3	2.19	0.42
7:62:45:ASP:O	7:62:49:ILE:HG13	2.19	0.42
8:72:4:ASP:OD2	8:72:85:ARG:NE	2.49	0.42
8:72:103:VAL:HG21	8:72:110:ALA:HB2	2.00	0.42
13:4A:34:LEU:HD13	13:4A:41:PRO:HB3	2.01	0.42
16:7A:17:TYR:CE2	16:7A:41:PRO:HG3	2.54	0.42
56:1L:3:G:H2'	56:1L:3:G:OP2	2.19	0.42
26:14:270(P):C:H2'	26:14:270(Q):C:C6	2.54	0.42
26:14:441:U:H2'	26:14:442:G:C8	2.54	0.42
26:14:1346:G:H2'	26:14:1347:G:H8	1.84	0.42
26:14:1399:C:H2'	26:14:1400:G:H8	1.85	0.42
26:14:1424:G:H2'	26:14:1425:G:C8	2.54	0.42
26:14:1569:A:H2'	26:14:1570:A:C8	2.54	0.42
26:14:1638:C:H5''	26:14:2710:C:O2'	2.19	0.42
26:14:1774:C:O5'	26:14:1774:C:H6	2.01	0.42
26:14:2295:C:OP1	40:65:10:ARG:HD3	2.18	0.42
26:14:2310:A:H5'	26:14:2311:A:OP2	2.18	0.42
26:14:2331:G:O2'	48:E5:43:THR:HB	2.18	0.42
26:14:2572:A:N7	30:29:145:LYS:HB2	2.34	0.42
26:14:2636:U:H4'	30:29:80:GLU:OE2	2.19	0.42

*Continued on next page...*

*Continued from previous page...*

Atom-1	Atom-2	Interatomic distance (Å)	Clash overlap (Å)
26:14:2641:G:P	35:15:74:ARG:HH21	2.42	0.42
26:14:2645:G:H3'	26:14:2646:C:H5'	2.01	0.42
26:14:2687:U:C4	26:14:2688:U:C5	3.07	0.42
26:14:2805:G:H2'	26:14:2807:G:O4'	2.19	0.42
31:39:29:ASN:HA	31:39:30:PRO:HD3	1.63	0.42
39:55:12:ARG:HB3	39:55:16:HIS:HB3	2.01	0.42
43:95:24:LYS:HE2	43:95:24:LYS:HB3	1.92	0.42
1:13:255:G:C6	1:13:256:U:C4	3.06	0.42
1:13:575:G:H4'	1:13:576:G:H5''	2.01	0.42
1:13:659:U:H2'	1:13:660:G:C8	2.53	0.42
1:13:664:G:P	18:9I:64:ARG:HH21	2.43	0.42
1:13:711:G:H2'	1:13:712:A:H8	1.84	0.42
1:13:1080:A:H5'	5:4E:14:ARG:NH2	2.35	0.42
1:13:1330:U:H4'	13:4I:23:TYR:CE1	2.52	0.42
1:13:1536:C:H42	25:4K:9:G:H22	1.67	0.42
2:1E:16:HIS:HE1	2:1E:213:LEU:HD12	1.84	0.42
8:7E:51:VAL:HG21	8:7E:60:ARG:HH11	1.83	0.42
10:1I:83:GLU:HG2	10:1I:84:GLN:H	1.84	0.42
12:3I:28:LYS:HE3	12:3I:64:TYR:CE1	2.54	0.42
22:1K:18:G:C5	22:1K:57:G:N2	2.87	0.42
26:1H:315:G:C6	26:1H:316:C:C4	3.07	0.42
26:1H:354:G:H2'	26:1H:355:G:C8	2.54	0.42
26:1H:805:G:H4'	26:1H:806:C:OP2	2.20	0.42
26:1H:1042:G:C6	26:1H:1043:C:C4	3.07	0.42
26:1H:1423:G:C6	26:1H:1424:G:N7	2.87	0.42
26:1H:1435:G:H2'	26:1H:1436:G:H8	1.84	0.42
26:1H:1581:G:H2'	26:1H:1582:C:O4'	2.19	0.42
26:1H:2391:G:O6	26:1H:2425:A:H8	2.02	0.42
26:1H:2408:U:O5'	26:1H:2408:U:H6	2.03	0.42
26:1H:2531:A:H5'	33:51:157:TYR:CZ	2.53	0.42
29:11:118:VAL:HG11	29:11:124:PRO:HD2	2.01	0.42
30:21:164:ARG:HH11	30:21:164:ARG:HD3	1.71	0.42
31:31:8:GLN:OE1	31:31:21:ALA:HB2	2.18	0.42
31:31:161:GLU:O	31:31:165:ARG:HG2	2.20	0.42
46:G8:29:GLU:HB3	46:G8:38:ILE:CG2	2.48	0.42
51:L8:7:LYS:HD2	51:L8:34:GLU:OE2	2.19	0.42
53:N8:46:CYS:HA	53:N8:47:PRO:HD2	1.81	0.42
1:1G:171:A:H2'	1:1G:172:A:C8	2.54	0.42
1:1G:590:C:OP1	8:72:30:ARG:N	2.44	0.42
1:1G:751:U:H2'	1:1G:752:G:O4'	2.19	0.42
1:1G:967:C:H2'	1:1G:968:A:N7	2.34	0.42

*Continued on next page...*

*Continued from previous page...*

Atom-1	Atom-2	Interatomic distance (Å)	Clash overlap (Å)
1:1G:1127:G:H2'	1:1G:1127:G:N3	2.34	0.42
1:1G:1293:G:H2'	1:1G:1294:G:C8	2.55	0.42
1:1G:1402:C:H2'	1:1G:1403:C:O4'	2.19	0.42
4:32:93:PHE:O	4:32:96:LEU:HB2	2.20	0.42
4:32:119:GLN:HG2	4:32:123:HIS:CD2	2.50	0.42
13:4A:78:ILE:O	13:4A:82:MET:N	2.52	0.42
57:3L:58:A:N7	57:3L:61:C:C4	2.87	0.42
26:14:150:C:H2'	26:14:151:C:C6	2.55	0.42
26:14:856:C:C6	26:14:857:C:H5	2.37	0.42
26:14:1059:G:H2'	26:14:1060:U:C4	2.54	0.42
26:14:1226:G:P	43:95:85:LYS:HA	2.59	0.42
26:14:1803:A:H2	26:14:1822:G:N3	2.18	0.42
26:14:2132:U:H3	28:79:6:ARG:HE	1.66	0.42
26:14:2512:C:H4'	30:29:122:PHE:CE2	2.54	0.42
26:14:2848:G:H1'	26:14:2867:G:N2	2.35	0.42
29:19:67:PHE:HE1	29:19:106:ILE:HD11	1.83	0.42
35:15:5:VAL:HG23	35:15:43:THR:HG21	2.01	0.42
38:45:54:MET:O	38:45:57:HIS:N	2.47	0.42
39:55:70:LEU:HA	39:55:70:LEU:HD23	1.86	0.42
49:F5:92:LYS:O	49:F5:93:GLU:C	2.56	0.42
55:M5:8:LYS:HA	55:M5:8:LYS:HD3	1.71	0.42
1:13:404:U:H5'	4:3E:122:ARG:HD2	2.00	0.42
1:13:567:G:H2'	1:13:568:G:O4'	2.19	0.42
1:13:754:C:OP1	15:6I:72:ARG:NH2	2.51	0.42
1:13:1128:C:C5	1:13:1139:G:C2	3.06	0.42
8:7E:20:TYR:HE1	8:7E:78:GLN:NE2	2.17	0.42
10:1I:33:GLN:OE1	10:1I:74:ILE:HG23	2.20	0.42
11:2I:124:LYS:HB2	11:2I:125:PHE:HD1	1.83	0.42
13:4I:34:LEU:HD13	13:4I:41:PRO:HB3	2.01	0.42
22:1K:26:A:H5'	22:1K:27:G:OP2	2.20	0.42
26:1H:94:G:H2'	26:1H:95:G:O4'	2.19	0.42
26:1H:1021:A:C8	26:1H:1021:A:C3'	3.02	0.42
26:1H:1047:G:C2	26:1H:1110:G:C8	3.07	0.42
26:1H:1336:A:H2'	26:1H:1337:G:C8	2.55	0.42
26:1H:1359:A:N3	26:1H:1359:A:O4'	2.52	0.42
26:1H:1388:G:H2'	26:1H:1389:G:C8	2.55	0.42
26:1H:2159:G:C5	26:1H:2160:G:C8	3.08	0.42
26:1H:2415:G:O4'	37:78:67:MET:HG3	2.19	0.42
26:1H:2477:C:H6	26:1H:2529:G:O6	2.02	0.42
30:21:181:LEU:HA	30:21:181:LEU:HD13	1.71	0.42
35:58:12:ARG:HB3	35:58:50:ASP:OD1	2.20	0.42

*Continued on next page...*

*Continued from previous page...*

Atom-1	Atom-2	Interatomic distance (Å)	Clash overlap (Å)
39:98:18:LEU:HD23	39:98:18:LEU:HA	1.79	0.42
41:B8:51:ARG:HB2	41:B8:98:LYS:HD2	2.00	0.42
42:C8:92:ARG:HH21	43:D8:10:LYS:HG2	1.84	0.42
48:I8:64:ASP:N	48:I8:64:ASP:OD1	2.53	0.42
52:M8:15:ILE:O	52:M8:33:VAL:HB	2.19	0.42
55:Q8:9:GLY:O	55:Q8:13:ARG:HG2	2.17	0.42
1:1G:20:U:H2'	1:1G:21:G:O4'	2.19	0.42
1:1G:129(A):G:C6	1:1G:188:U:H4'	2.54	0.42
1:1G:142:G:H2'	1:1G:143:A:H8	1.84	0.42
1:1G:161:A:N6	1:1G:162:A:N1	2.67	0.42
1:1G:685:G:H5'	11:2A:39:PRO:O	2.18	0.42
1:1G:718:G:H5'	11:2A:117:ASN:CG	2.40	0.42
1:1G:894:G:C6	1:1G:895:G:C5	3.08	0.42
1:1G:1105:A:H2'	1:1G:1106:G:H8	1.85	0.42
2:12:158:LEU:HA	2:12:159:PRO:HD2	1.83	0.42
4:32:120:LEU:HD23	4:32:120:LEU:HA	1.81	0.42
4:32:126:ILE:HG22	4:32:127:THR:N	2.35	0.42
9:82:79:LEU:HD23	9:82:101:PHE:O	2.20	0.42
12:3A:54:LYS:N	12:3A:54:LYS:HE3	2.34	0.42
15:6A:10:LYS:H	15:6A:10:LYS:HG2	1.56	0.42
56:1L:66:A:H2'	56:1L:66:A:N3	2.33	0.42
26:14:26:G:C6	26:14:27:G:N1	2.87	0.42
26:14:162:U:H4'	26:14:171:G:O4'	2.19	0.42
26:14:527:C:N4	26:14:2779:U:OP2	2.52	0.42
26:14:775:G:C5	26:14:794:G:C8	3.07	0.42
26:14:814:C:OP1	43:95:83:ARG:N	2.34	0.42
26:14:911:A:C5	38:45:9:TYR:CD2	3.08	0.42
26:14:1022:G:C6	26:14:1140:C:C4	3.08	0.42
26:14:1154:G:O5'	26:14:1154:G:H8	2.02	0.42
26:14:1464:C:C2	26:14:1465:G:C8	3.08	0.42
26:14:1784:A:H4'	26:14:1785:A:O5'	2.19	0.42
26:14:2081:C:O2'	26:14:2082:A:H5'	2.20	0.42
26:14:2295:C:N3	26:14:2296:U:H5	2.17	0.42
26:14:2603:G:C6	26:14:2604:U:C4	3.07	0.42
32:49:37:VAL:O	32:49:94:LEU:HB2	2.19	0.42
36:25:59:LYS:HB3	36:25:87:ILE:HG22	2.02	0.42
37:35:50:ARG:HD3	55:M5:61:LEU:HD11	2.00	0.42
41:75:54:ARG:HG3	41:75:59:THR:CG2	2.49	0.42
43:95:44:LYS:HG3	43:95:45:THR:OG1	2.19	0.42
1:13:51:A:OP2	1:13:52:G:C8	2.69	0.42
1:13:715:A:H2'	1:13:716:A:C8	2.54	0.42

*Continued on next page...*



*Continued from previous page...*

Atom-1	Atom-2	Interatomic distance (Å)	Clash overlap (Å)
1:13:963:G:H21	10:1I:55:LYS:HZ1	1.68	0.42
1:13:1225:A:H2'	1:13:1225:A:N3	2.34	0.42
1:13:1536:C:N4	25:4K:9:G:H22	2.17	0.42
2:1E:8:LYS:H	2:1E:8:LYS:HZ3	1.67	0.42
6:5E:97:PHE:N	18:9I:30:ASP:OD1	2.49	0.42
7:6E:104:LEU:HD13	7:6E:104:LEU:HA	1.90	0.42
11:2I:32:ILE:HD12	11:2I:68:ALA:O	2.20	0.42
13:4I:82:MET:O	13:4I:83:ASP:HB2	2.19	0.42
17:8I:29:HIS:N	17:8I:34:LYS:O	2.49	0.42
26:1H:346:A:H5''	26:1H:347:A:OP2	2.19	0.42
26:1H:442:G:C4	26:1H:444:C:C5	3.07	0.42
26:1H:581:C:H2'	26:1H:582:G:H8	1.84	0.42
26:1H:592:G:N3	55:Q8:4:MET:CE	2.83	0.42
26:1H:665:C:H2'	26:1H:666:G:C8	2.55	0.42
26:1H:1156:A:N7	42:C8:51:LYS:HG2	2.35	0.42
26:1H:1204:A:C2	26:1H:1241:A:N1	2.87	0.42
26:1H:1575:C:H2'	26:1H:1576:U:O4'	2.20	0.42
26:1H:1711:C:H2'	26:1H:1712:C:C6	2.55	0.42
26:1H:2821:A:HO2'	26:1H:2826:A:H2	1.66	0.42
26:1H:2849:U:O4	41:B8:23:ARG:NH2	2.52	0.42
26:1H:2895:U:H2'	26:1H:2896:C:H6	1.84	0.42
29:11:120:GLY:HA2	29:11:190:TYR:OH	2.20	0.42
31:31:164:ARG:HG3	31:31:175:THR:HB	2.01	0.42
32:41:37:VAL:HG22	32:41:159:VAL:HG13	2.02	0.42
40:A8:5:THR:OG1	40:A8:8:GLU:HG2	2.19	0.42
46:G8:57:GLN:H	46:G8:57:GLN:HG3	1.56	0.42
47:H8:4:ARG:HB3	47:H8:58:VAL:HG22	2.01	0.42
51:L8:2:PRO:HB2	51:L8:3:ARG:H	1.56	0.42
1:1G:27:G:H8	1:1G:27:G:O5'	2.01	0.42
1:1G:834:C:N4	1:1G:852:G:H1	2.16	0.42
1:1G:1372:U:OP1	9:82:72:GLY:N	2.51	0.42
3:22:120:VAL:HA	3:22:123:GLN:HB3	2.01	0.42
12:3A:27:LEU:HD23	12:3A:33:ARG:HG2	2.00	0.42
57:3L:2:G:H2'	57:3L:3:G:C8	2.55	0.42
57:3L:76:A:H8	26:14:2394:C:N4	2.18	0.42
26:14:581:C:H2'	26:14:582:G:H8	1.85	0.42
26:14:774:A:C2	26:14:787:U:O2'	2.73	0.42
26:14:921:G:C6	26:14:922:U:C4	3.07	0.42
26:14:1012:U:O4	35:15:25:ARG:HA	2.20	0.42
26:14:1475:G:H5'	26:14:1476:C:OP2	2.19	0.42
26:14:1507:A:O2'	26:14:1510:A:N1	2.40	0.42

*Continued on next page...*

*Continued from previous page...*

Atom-1	Atom-2	Interatomic distance (Å)	Clash overlap (Å)
26:14:1728:G:H5''	26:14:1728:G:N3	2.34	0.42
31:39:16:GLY:O	31:39:18:ARG:N	2.52	0.42
31:39:62:ARG:HH11	31:39:62:ARG:CG	2.32	0.42
31:39:120:GLU:HG3	31:39:122:LYS:HG2	2.01	0.42
35:15:15:LEU:HB3	35:15:136:GLU:HA	2.00	0.42
38:45:136:ALA:HB1	38:45:138:ASP:OD2	2.18	0.42
39:55:57:ARG:NE	39:55:59:ASP:OD2	2.24	0.42
43:95:35:LEU:C	43:95:37:VAL:HG13	2.39	0.42
55:M5:23:VAL:HA	55:M5:48:PHE:O	2.20	0.42
1:13:76:G:O4'	1:13:95:G:N1	2.36	0.42
1:13:158:G:C2	1:13:159:G:C8	3.08	0.42
1:13:284:G:H2'	1:13:285:G:C8	2.54	0.42
1:13:294:U:O4	1:13:295:C:N4	2.52	0.42
1:13:554:C:H2'	1:13:555:C:C6	2.52	0.42
2:1E:196:LEU:HD23	2:1E:196:LEU:HA	1.83	0.42
9:8E:116:LYS:HE3	9:8E:122:ALA:HB2	2.02	0.42
13:4I:4:ILE:HG22	13:4I:5:ALA:H	1.83	0.42
19:AI:23:ASN:ND2	19:AI:43:GLU:HB2	2.34	0.42
20:BI:42:GLN:O	20:BI:46:GLU:N	2.53	0.42
23:2K:21:U:C2'	23:2K:22:A:H5'	2.50	0.42
24:3K:71:C:H1'	26:1H:1851:U:H1'	2.02	0.42
26:1H:289:A:H61	26:1H:351:G:H1'	1.85	0.42
26:1H:482:A:H5''	26:1H:483:A:OP1	2.19	0.42
26:1H:562:U:O4	26:1H:2036:C:H1'	2.19	0.42
26:1H:730:C:H3'	61:1H:3511:HOH:O	2.19	0.42
26:1H:870:A:H5''	38:88:6:ARG:HB3	2.01	0.42
26:1H:1042:G:H1	26:1H:1113:U:H3	1.67	0.42
26:1H:1239:G:H8	26:1H:1239:G:O5'	2.02	0.42
26:1H:1265:A:H8	26:1H:1265:A:OP1	2.02	0.42
26:1H:1521:G:H8	26:1H:1521:G:H5''	1.84	0.42
26:1H:2070:G:C2	26:1H:2442:C:C2	3.08	0.42
26:1H:2261:C:C5	48:I8:16:SER:HB3	2.54	0.42
33:51:13:LYS:HE2	33:51:13:LYS:HB3	1.64	0.42
33:51:87:LEU:HD23	33:51:87:LEU:HA	1.66	0.42
40:A8:93:LYS:HG2	40:A8:95:HIS:HB2	2.01	0.42
41:B8:78:LEU:O	41:B8:78:LEU:HD13	2.19	0.42
41:B8:111:ARG:O	41:B8:112:ARG:HB3	2.19	0.42
45:F8:92:LEU:HD23	45:F8:92:LEU:HA	1.82	0.42
48:I8:60:PHE:CD1	48:I8:60:PHE:N	2.87	0.42
53:N8:41:PRO:HA	53:N8:42:PRO:HD3	1.90	0.42
1:1G:669:U:H2'	1:1G:670:G:H8	1.84	0.42

*Continued on next page...*

Continued from previous page...

Atom-1	Atom-2	Interatomic distance (Å)	Clash overlap (Å)
1:1G:826:C:H2'	1:1G:827:U:C6	2.54	0.42
1:1G:1072:G:H2'	1:1G:1073:U:O4'	2.20	0.42
4:32:148:VAL:HG12	4:32:152:SER:CB	2.48	0.42
4:32:170:VAL:HB	4:32:176:LEU:HD11	2.02	0.42
5:42:51:VAL:HG23	5:42:52:PRO:CD	2.50	0.42
6:52:41:GLU:HG3	6:52:62:TRP:CE3	2.55	0.42
12:3A:41:ARG:O	12:3A:55:VAL:HG12	2.19	0.42
18:9A:56:THR:HB	18:9A:58:LEU:HD13	2.02	0.42
23:2L:8:4SU:C2	23:2L:14:A:H62	2.27	0.42
57:3L:48:C:H5''	57:3L:59:A:H4'	2.00	0.42
26:14:397:G:O2'	26:14:2231:C:H1'	2.19	0.42
26:14:510:C:H2'	26:14:511:U:O4'	2.19	0.42
26:14:552:G:H2'	26:14:553:U:O4'	2.19	0.42
26:14:873:G:N2	26:14:905:U:O2	2.52	0.42
26:14:940:G:N3	26:14:1191:G:H4'	2.34	0.42
26:14:959:A:C6	26:14:960:A:C2	3.08	0.42
26:14:1142(A):A:C5	26:14:1144:G:C5	3.07	0.42
26:14:2127:G:C6	26:14:2128:C:C4	3.07	0.42
26:14:2353:G:H2'	26:14:2354:G:O4'	2.19	0.42
29:19:49:ILE:O	29:19:49:ILE:HG12	2.18	0.42
29:19:69:ARG:HD3	29:19:105:ILE:HD11	2.00	0.42
30:29:101:ARG:CZ	30:29:171:GLU:HB2	2.50	0.42
31:39:38:ARG:HE	31:39:38:ARG:HB3	1.74	0.42
36:25:113:LYS:H	36:25:113:LYS:CE	2.32	0.42
38:45:37:LEU:HB2	38:45:128:LYS:O	2.20	0.42
44:A5:71:VAL:HA	44:A5:107:LEU:HD12	2.02	0.42
1:13:11:G:C6	1:13:12:U:C4	3.07	0.42
1:13:109:A:H5''	1:13:110:C:H5	1.85	0.42
1:13:437:U:O2	1:13:437:U:H2'	2.19	0.42
1:13:488:C:O2'	1:13:489:C:H5''	2.20	0.42
1:13:1127:G:C5	1:13:1128:C:N4	2.88	0.42
3:2E:34:LEU:HD22	3:2E:38:ARG:NH1	2.35	0.42
3:2E:118:GLN:H	3:2E:118:GLN:HG2	1.63	0.42
4:3E:31:CYS:SG	4:3E:34:GLU:HG2	2.59	0.42
11:2I:121:PRO:HG2	11:2I:126:ARG:HG2	2.02	0.42
12:3I:6:THR:N	12:3I:9:GLN:OE1	2.52	0.42
16:7I:27:LYS:H	16:7I:27:LYS:HG2	1.64	0.42
20:BI:14:LYS:HG3	20:BI:17:ARG:HE	1.85	0.42
26:1H:271(C):U:C4	26:1H:272:G:OP1	2.73	0.42
26:1H:479:A:N3	26:1H:481:G:H5''	2.34	0.42
26:1H:674:G:O2'	31:31:74:ARG:HG3	2.20	0.42

Continued on next page...

*Continued from previous page...*

Atom-1	Atom-2	Interatomic distance (Å)	Clash overlap (Å)
26:1H:1012:U:O4	35:58:25:ARG:HA	2.20	0.42
26:1H:1843:C:O5'	26:1H:1843:C:H6	2.01	0.42
26:1H:2062:A:HO2'	26:1H:2063:C:C5'	2.33	0.42
26:1H:2212:A:O2'	26:1H:2215:G:C8	2.64	0.42
26:1H:2376:A:C2	26:1H:2377:A:H1'	2.55	0.42
26:1H:2408:U:H2'	26:1H:2409:G:C8	2.54	0.42
26:1H:2638:G:P	30:21:82:ARG:NH2	2.93	0.42
26:1H:2863:C:H2'	26:1H:2864:G:C8	2.55	0.42
30:21:108:SER:OG	30:21:163:GLU:HG2	2.19	0.42
37:78:63:PRO:CB	55:Q8:30:ARG:HH21	2.32	0.42
38:88:17:LEU:HD23	38:88:17:LEU:HA	1.44	0.42
41:B8:13:ARG:HB3	41:B8:13:ARG:NH1	2.34	0.42
51:L8:40:THR:HG23	51:L8:43:ILE:HG13	2.02	0.42
1:1G:105:G:C6	1:1G:106:C:C4	3.07	0.42
1:1G:464:G:H8	1:1G:464:G:O5'	2.03	0.42
1:1G:485:G:O2'	1:1G:486:U:H6	2.03	0.42
3:22:130:VAL:O	3:22:134:ILE:HG12	2.20	0.42
4:32:61:LYS:HA	4:32:203:VAL:HG22	2.01	0.42
4:32:63:LYS:HE3	4:32:63:LYS:HB2	1.63	0.42
4:32:76:ARG:NH2	4:32:80:GLU:OE1	2.44	0.42
5:42:28:PHE:O	5:42:47:LYS:HA	2.20	0.42
5:42:93:PRO:O	8:72:105:ARG:NH1	2.53	0.42
26:14:95:G:H4'	50:G5:46:GLN:HB2	2.02	0.42
26:14:595:C:H6	26:14:595:C:H5''	1.84	0.42
26:14:734:A:O2'	26:14:1635:G:H5'	2.20	0.42
26:14:1685:C:H2'	26:14:1686:C:C6	2.54	0.42
26:14:1858:G:H2'	26:14:1883:G:H22	1.84	0.42
26:14:2366:A:H2'	26:14:2367:G:O4'	2.20	0.42
26:14:2494:G:O2'	26:14:2495:G:H5'	2.20	0.42
26:14:2662:A:H8	26:14:2662:A:O5'	2.02	0.42
29:19:72:LYS:HE3	29:19:101:GLU:OE2	2.20	0.42
32:49:98:ARG:O	32:49:101:ILE:HG13	2.19	0.42
35:15:13:TRP:O	35:15:135:PRO:HD2	2.19	0.42
43:95:79:VAL:HG23	43:95:80:GLN:H	1.85	0.42
46:C5:46:LYS:HA	46:C5:46:LYS:HD2	1.85	0.42
46:C5:87:LYS:NZ	46:C5:89:PHE:HB3	2.35	0.42
1:13:120:A:H2'	1:13:121:C:H4'	2.00	0.42
1:13:232:G:C4	1:13:233:C:C5	3.08	0.42
1:13:266:G:O2'	17:8I:67:LYS:HB3	2.20	0.42
1:13:317:G:H1	1:13:336:C:N4	2.18	0.42
1:13:323:U:H5'	20:BI:23:ARG:HB3	2.01	0.42

*Continued on next page...*

*Continued from previous page...*

Atom-1	Atom-2	Interatomic distance (Å)	Clash overlap (Å)
1:13:807:A:H2'	1:13:808:C:C6	2.54	0.42
1:13:1033:G:OP2	1:13:1033:G:H8	2.03	0.42
1:13:1402:C:H2'	1:13:1403:C:O4'	2.20	0.42
2:1E:91:PRO:HA	2:1E:154:LEU:HD12	2.01	0.42
2:1E:176:GLU:O	2:1E:180:LEU:HG	2.20	0.42
3:2E:32:LEU:HD13	3:2E:59:ARG:HD3	2.01	0.42
3:2E:173:VAL:HG12	3:2E:175:LEU:HD12	2.01	0.42
4:3E:194:LEU:HG	4:3E:196:LEU:HD23	2.01	0.42
11:2I:45:GLY:O	11:2I:50:TYR:HB2	2.20	0.42
11:2I:125:PHE:CD1	11:2I:125:PHE:N	2.87	0.42
13:4I:70:LEU:O	13:4I:74:VAL:HG23	2.19	0.42
19:AI:4:SER:O	19:AI:5:LEU:HD23	2.20	0.42
22:1K:14:A:N6	22:1K:22:G:C5	2.88	0.42
26:1H:270(A):A:N3	26:1H:365:C:O2'	2.42	0.42
26:1H:307:G:N2	26:1H:310:A:O5'	2.50	0.42
26:1H:994:C:OP1	42:C8:53:ARG:NH2	2.50	0.42
26:1H:1613:G:C6	26:1H:1619:G:O6	2.72	0.42
26:1H:1813:G:H1'	29:11:50:THR:OG1	2.19	0.42
26:1H:1925:C:C2'	26:1H:1926:U:H5'	2.50	0.42
26:1H:2645:G:H3'	26:1H:2646:C:H5'	2.01	0.42
26:1H:2657:A:O2'	33:51:160:LYS:NZ	2.40	0.42
26:1H:2684:U:C4	26:1H:2685:G:N7	2.87	0.42
27:16:42:C:O2	32:41:92:VAL:HA	2.20	0.42
31:31:64:ILE:HG22	31:31:65:TRP:CD1	2.54	0.42
32:41:51:ARG:O	32:41:54:GLU:HG2	2.20	0.42
35:58:28:THR:HG22	35:58:29:LYS:N	2.34	0.42
37:78:111:ARG:HG2	37:78:128:HIS:CD2	2.54	0.42
38:88:47:ILE:O	38:88:50:ALA:N	2.53	0.42
41:B8:3:ARG:O	41:B8:6:LEU:N	2.52	0.42
1:1G:628:G:N2	1:1G:629:G:C2	2.87	0.42
1:1G:652:U:C4	1:1G:752:G:N3	2.88	0.42
1:1G:654:G:H2'	1:1G:655:A:O4'	2.19	0.42
1:1G:1260:C:H3'	1:1G:1260:C:C6	2.55	0.42
2:12:119:GLU:OE2	2:12:153:ARG:NH1	2.52	0.42
4:32:100:ARG:HG2	4:32:136:PRO:O	2.19	0.42
5:42:41:VAL:O	5:42:67:VAL:N	2.53	0.42
5:42:76:ILE:HG23	5:42:77:PRO:HD2	2.02	0.42
7:62:28:ASN:OD1	7:62:36:LYS:NZ	2.53	0.42
9:82:73:GLN:O	9:82:76:ALA:N	2.51	0.42
14:5A:3:ARG:HA	14:5A:4:LYS:HA	1.84	0.42
16:7A:39:TYR:CD2	16:7A:41:PRO:HD3	2.55	0.42

*Continued on next page...*

*Continued from previous page...*

Atom-1	Atom-2	Interatomic distance (Å)	Clash overlap (Å)
23:2L:20:G:C2	23:2L:58:A:N3	2.88	0.42
23:2L:69:C:H2'	23:2L:70:C:C6	2.54	0.42
57:3L:25:C:C4	57:3L:26:A:C8	3.07	0.42
26:14:224:G:N7	26:14:420:C:H4'	2.35	0.42
26:14:458:G:O2'	54:L5:39:ARG:HD3	2.19	0.42
26:14:1152:C:H4'	42:85:77:SER:HA	2.02	0.42
26:14:1392:A:N6	26:14:1393:A:N6	2.68	0.42
26:14:1728:G:C2	26:14:1730:U:OP2	2.72	0.42
26:14:1757:U:O2	26:14:1762:A:N1	2.53	0.42
26:14:2631:G:O2'	26:14:2810:A:N1	2.45	0.42
26:14:2839:G:H21	39:55:92:GLY:HA2	1.85	0.42
29:19:72:LYS:HD3	29:19:97:TYR:CE2	2.55	0.42
34:69:79:ILE:O	34:69:143:SER:HA	2.20	0.42
35:15:39:ARG:NH1	35:15:41:ASP:HB3	2.35	0.42
37:35:36:LYS:HB3	37:35:37:GLY:H	1.55	0.42
39:55:100:LEU:HD12	39:55:111:LEU:HB2	2.02	0.42
41:75:51:ARG:HG3	41:75:98:LYS:HD2	2.01	0.42
1:13:1:U:C2	1:13:630:G:H1'	2.55	0.42
1:13:195:A:C5	1:13:196:A:N1	2.87	0.42
1:13:254:G:N2	1:13:272:C:O2	2.41	0.42
1:13:445:G:H1	1:13:489:C:N4	2.17	0.42
1:13:627:G:H2'	1:13:628:G:C8	2.55	0.42
1:13:711:G:O2'	1:13:712:A:H5'	2.20	0.42
1:13:724:G:O2'	1:13:725:G:H5'	2.20	0.42
1:13:792:A:O2'	1:13:794:A:N7	2.49	0.42
17:8I:5:VAL:HA	17:8I:59:ILE:O	2.19	0.42
20:BI:61:SER:O	20:BI:65:LYS:HB2	2.20	0.42
23:2K:65:G:H2'	23:2K:66:C:O4'	2.19	0.42
26:1H:153:C:H2'	26:1H:154:G:C8	2.55	0.42
26:1H:719:C:C2	26:1H:720:C:C5	3.08	0.42
26:1H:981:A:H1'	26:1H:2037:G:O4'	2.19	0.42
26:1H:1107:G:N2	26:1H:1108:U:C2	2.88	0.42
26:1H:1443:G:H1	26:1H:1548:C:N4	2.16	0.42
26:1H:1528:A:C2	26:1H:1543:A:N1	2.88	0.42
26:1H:1569:A:H5'	29:11:61:LEU:HD21	2.02	0.42
26:1H:1853:A:O2'	26:1H:2234:G:H5'	2.19	0.42
26:1H:1930:G:O2'	26:1H:1931:U:P	2.78	0.42
26:1H:2262:U:H4'	26:1H:2328:A:H2	1.85	0.42
26:1H:2543:G:C1'	26:1H:2766:G:H5'	2.49	0.42
27:16:113:C:H2'	27:16:114:G:O4'	2.19	0.42
29:11:30:GLU:HG3	29:11:63:ARG:CZ	2.49	0.42

*Continued on next page...*

*Continued from previous page...*

Atom-1	Atom-2	Interatomic distance (Å)	Clash overlap (Å)
30:21:105:THR:HG22	30:21:106:GLY:H	1.83	0.42
32:41:112:PRO:HA	52:M8:37:SER:HB2	2.00	0.42
40:A8:41:ASP:OD2	40:A8:44:LYS:HB2	2.20	0.42
41:B8:42:ILE:HD12	41:B8:42:ILE:H	1.84	0.42
42:C8:8:VAL:HG23	42:C8:11:ARG:HH21	1.84	0.42
43:D8:36:PRO:HA	43:D8:37:VAL:HA	1.74	0.42
48:I8:19:LYS:HD3	48:I8:19:LYS:HA	1.50	0.42
1:1G:547:A:H4'	1:1G:548:G:O5'	2.19	0.42
1:1G:864:A:H2'	1:1G:865:A:C8	2.54	0.42
1:1G:1157:A:H1'	1:1G:1158:C:OP2	2.20	0.42
12:3A:18:VAL:O	12:3A:19:ARG:HB2	2.20	0.42
12:3A:82:VAL:HG23	12:3A:106:ASP:OD2	2.20	0.42
14:5A:53:LEU:HD23	14:5A:53:LEU:HA	1.75	0.42
57:3L:22:G:C2	57:3L:23:A:N7	2.88	0.42
26:14:1198:U:H2'	26:14:1199:U:H6	1.84	0.42
26:14:1514:U:C2'	26:14:1515:C:H5'	2.49	0.42
26:14:1858:G:H2'	26:14:1883:G:N2	2.35	0.42
26:14:2037:G:H2'	26:14:2038:G:C8	2.55	0.42
26:14:2145:C:C2	26:14:2147:G:N2	2.88	0.42
26:14:2262:U:H4'	26:14:2328:A:H2	1.82	0.42
26:14:2897:U:H5'	26:14:2898:U:OP2	2.19	0.42
30:29:171:GLU:HB3	30:29:185:LYS:HG3	2.02	0.42
31:39:25:PRO:HB2	31:39:27:GLU:O	2.20	0.42
33:59:58:GLU:HB2	33:59:61:HIS:HD2	1.83	0.42
35:15:38:HIS:HE2	35:15:50:ASP:CG	2.23	0.42
37:35:11:GLY:O	37:35:12:ALA:HB3	2.19	0.42
39:55:2:ARG:HG3	39:55:2:ARG:O	2.19	0.42
44:A5:62:HIS:HB2	44:A5:64:MET:HG3	2.02	0.42
44:A5:110:LYS:NZ	44:A5:111:HIS:HB3	2.35	0.42
49:F5:90:ILE:HD13	49:F5:90:ILE:HG21	1.76	0.42
1:13:132:C:H6	1:13:132:C:O5'	2.03	0.42
1:13:243:A:H5''	1:13:244:U:H3'	2.02	0.42
1:13:416:G:C6	1:13:417:C:C4	3.08	0.42
1:13:653:A:C8	8:7E:56:LYS:HG2	2.55	0.42
1:13:719:C:H1'	18:9I:49:LYS:HG2	2.01	0.42
1:13:736:C:C2	1:13:737:A:N7	2.88	0.42
1:13:974:A:OP1	14:5I:31:ARG:HD3	2.20	0.42
1:13:1401:G:H5''	1:13:1402:C:OP2	2.19	0.42
5:4E:63:ARG:HA	5:4E:66:MET:CE	2.50	0.42
5:4E:149:GLU:HG2	5:4E:149:GLU:H	1.68	0.42
6:5E:44:GLY:HA2	6:5E:59:TYR:CZ	2.54	0.42

*Continued on next page...*

Continued from previous page...

Atom-1	Atom-2	Interatomic distance (Å)	Clash overlap (Å)
8:7E:33:GLU:HA	8:7E:36:LEU:HD12	2.01	0.42
10:1I:16:LEU:HD23	10:1I:94:VAL:HG13	2.02	0.42
12:3I:60:LEU:HA	12:3I:60:LEU:HD13	1.85	0.42
14:5I:37:PHE:CE2	14:5I:53:LEU:HD13	2.55	0.42
20:BI:49:ALA:HB3	20:BI:99:LEU:HB2	2.02	0.42
21:1F:2:GLY:O	21:1F:4:GLY:N	2.53	0.42
26:1H:216:A:H2'	26:1H:217:G:C8	2.54	0.42
26:1H:248:G:C2	26:1H:2431:U:H4'	2.54	0.42
26:1H:459:U:H5''	54:P8:40:TRP:CE2	2.55	0.42
26:1H:588:U:H1'	31:31:90:PHE:CD1	2.55	0.42
26:1H:1477:A:C2	26:1H:1517:G:C2	3.08	0.42
26:1H:1680:U:H2'	26:1H:1681:G:O4'	2.19	0.42
26:1H:1864:U:H2'	26:1H:1869:G:H5''	2.01	0.42
26:1H:2106:G:C6	26:1H:2184:G:C2	3.08	0.42
26:1H:2124:G:N2	28:71:217:THR:HG23	2.35	0.42
26:1H:2556:C:H2'	26:1H:2557:G:O4'	2.19	0.42
26:1H:2747:G:C2	26:1H:2756:U:C5	3.08	0.42
29:11:30:GLU:HB3	29:11:104:TYR:OH	2.20	0.42
29:11:38:LYS:H	29:11:38:LYS:NZ	2.17	0.42
32:41:109:VAL:O	32:41:113:ARG:HG3	2.19	0.42
39:98:11:ASN:N	39:98:11:ASN:OD1	2.53	0.42
40:A8:88:ASP:O	40:A8:89:ARG:CB	2.68	0.42
43:D8:14:VAL:HB	43:D8:96:ILE:HG13	2.02	0.42
47:H8:70:LEU:HD11	47:H8:98:MET:CE	2.50	0.42
47:H8:98:MET:HE3	47:H8:98:MET:HB2	1.93	0.42
50:K8:32:LEU:HD23	50:K8:32:LEU:HA	1.83	0.42
1:1G:222:U:C2	1:1G:223:U:C5	3.08	0.42
1:1G:587:G:H8	1:1G:587:G:O5'	2.03	0.42
1:1G:667:G:H4'	15:6A:51:HIS:ND1	2.35	0.42
1:1G:858:G:H8	1:1G:858:G:OP2	2.03	0.42
1:1G:1080:A:OP1	5:42:14:ARG:NH2	2.53	0.42
1:1G:1169:A:H2'	1:1G:1170:A:C8	2.55	0.42
1:1G:1511:G:H8	1:1G:1511:G:O5'	2.03	0.42
2:12:201:ILE:HA	2:12:202:PRO:HD2	1.89	0.42
3:22:38:ARG:HB2	3:22:42:LEU:HD23	2.02	0.42
3:22:43:LEU:HD11	3:22:68:VAL:HG21	2.02	0.42
4:32:26:CYS:HA	59:32:301:SF4:S2	2.60	0.42
5:42:60:TYR:HB3	5:42:64:ARG:NH2	2.35	0.42
8:72:14:ARG:O	8:72:18:ARG:HG2	2.19	0.42
15:6A:5:LYS:HE3	15:6A:5:LYS:HB2	1.63	0.42
21:1B:8:THR:OG1	21:1B:9:ARG:N	2.52	0.42

Continued on next page...



*Continued from previous page...*

Atom-1	Atom-2	Interatomic distance (Å)	Clash overlap (Å)
56:1L:26:A:H4'	56:1L:26:A:OP1	2.19	0.42
57:3L:52:G:H3'	57:3L:53:G:H8	1.84	0.42
26:14:270(U):C:C2	26:14:270(V):G:C8	3.08	0.42
26:14:270(X):G:C6	26:14:270(Y):G:N1	2.88	0.42
26:14:991:C:O2	26:14:1164:G:C2	2.73	0.42
26:14:1091:G:H1	26:14:1100:C:H1'	1.84	0.42
26:14:1311:G:N2	45:B5:60:ARG:HH21	2.18	0.42
26:14:1459:G:H2'	26:14:1461:G:OP2	2.19	0.42
26:14:1895:C:C2	26:14:1896:G:C8	3.08	0.42
26:14:2053:G:N2	26:14:2054:A:C4	2.88	0.42
26:14:2716:U:O2'	26:14:2717:G:H5'	2.19	0.42
26:14:2875:C:O2'	41:75:5:ALA:HB3	2.20	0.42
28:79:200:LYS:HE3	28:79:208:PHE:HB2	2.02	0.42
30:29:9:VAL:HG12	41:75:8:LYS:HE2	2.01	0.42
30:29:179:GLU:HB2	30:29:181:LEU:HD22	2.02	0.42
31:39:83:PHE:O	31:39:85:GLY:N	2.48	0.42
35:15:21:LYS:O	35:15:61:ARG:N	2.53	0.42
36:25:22:ILE:HD13	36:25:22:ILE:HA	1.46	0.42
39:55:37:THR:HB	39:55:39:PRO:HD2	2.02	0.42
42:85:74:LEU:HD13	42:85:79:PHE:HB2	2.01	0.42
43:95:38:LEU:HD12	43:95:57:VAL:HG12	2.01	0.42
45:B5:5:TYR:CE2	50:G5:30:ARG:HB2	2.55	0.42
47:D5:95:PRO:HA	47:D5:128:VAL:O	2.20	0.42
47:D5:157:LEU:HD12	47:D5:161:VAL:C	2.40	0.42
49:F5:5:CYS:SG	49:F5:8:SER:OG	2.61	0.42
1:13:37:U:O2'	1:13:500:G:H4'	2.20	0.41
1:13:270:A:C5	1:13:271:C:C4	3.07	0.41
1:13:420:U:H2'	1:13:422:C:H5	1.85	0.41
1:13:509:A:H3'	61:13:1825:HOH:O	2.20	0.41
1:13:539:A:OP1	12:3I:114:LYS:HE2	2.20	0.41
1:13:576:G:P	61:13:1810:HOH:O	2.76	0.41
1:13:954:G:H2'	1:13:955:U:H6	1.84	0.41
1:13:1310:G:H5'	13:4I:77:ASN:ND2	2.35	0.41
1:13:1453:G:H2'	20:BI:39:LYS:NZ	2.35	0.41
1:13:1513:A:H2'	1:13:1514:C:C6	2.55	0.41
2:1E:86:GLU:C	2:1E:89:GLY:H	2.24	0.41
2:1E:187:LEU:HD11	2:1E:204:ASN:O	2.20	0.41
8:7E:39:LEU:O	8:7E:44:PHE:N	2.47	0.41
12:3I:50:SER:O	12:3I:51:ALA:HB2	2.19	0.41
12:3I:75:HIS:ND1	12:3I:75:HIS:O	2.52	0.41
12:3I:122:THR:HG22	12:3I:123:LYS:O	2.19	0.41

*Continued on next page...*

*Continued from previous page...*

Atom-1	Atom-2	Interatomic distance (Å)	Clash overlap (Å)
17:8I:52:LYS:O	17:8I:55:ASP:HB2	2.20	0.41
19:AI:41:VAL:H	19:AI:44:MET:HG3	1.84	0.41
26:1H:55:G:C2	26:1H:116:C:C2	3.08	0.41
26:1H:155:C:H5'	26:1H:161:U:OP2	2.19	0.41
26:1H:176:G:C2'	26:1H:177:G:H5'	2.49	0.41
26:1H:973:A:O4'	26:1H:1188:U:C6	2.72	0.41
26:1H:1005:C:O2'	35:58:28:THR:HG21	2.19	0.41
26:1H:1045:A:C8	26:1H:1047:G:C2	3.07	0.41
26:1H:1503:U:H2'	26:1H:1504:C:C6	2.49	0.41
26:1H:1522:G:C8	26:1H:1523:U:C6	3.08	0.41
26:1H:1857:G:C6	26:1H:1858:G:N1	2.88	0.41
26:1H:2615:U:H2'	26:1H:2616:C:H6	1.85	0.41
26:1H:2712:U:O2'	26:1H:2713:A:H5'	2.20	0.41
26:1H:2886:G:N2	26:1H:2887:U:C2	2.88	0.41
34:61:18:VAL:HG21	34:61:44:LEU:HD11	2.02	0.41
34:61:112:LYS:HG2	34:61:112:LYS:H	1.65	0.41
39:98:51:LEU:HD23	39:98:51:LEU:HA	1.94	0.41
41:B8:105:LEU:O	41:B8:107:ASP:OD1	2.38	0.41
42:C8:49:HIS:HA	42:C8:52:ARG:HG2	2.02	0.41
43:D8:38:LEU:HD23	43:D8:57:VAL:HG12	2.02	0.41
47:H8:151:HIS:HA	47:H8:170:THR:HA	2.02	0.41
48:I8:54:GLY:O	48:I8:57:PHE:N	2.48	0.41
49:J8:82:LEU:H	49:J8:82:LEU:HD22	1.85	0.41
54:P8:24:THR:O	54:P8:27:GLY:N	2.50	0.41
1:1G:186(B):C:O2'	1:1G:186(C):G:H5'	2.20	0.41
1:1G:652:U:C5	1:1G:752:G:C2	3.08	0.41
1:1G:1007:C:H2'	1:1G:1008:C:O4'	2.19	0.41
1:1G:1071:C:H5''	5:42:49:PRO:HG3	2.02	0.41
2:12:24:TRP:C	2:12:24:TRP:CD1	2.93	0.41
2:12:129:GLU:HB3	2:12:130:ARG:H	1.54	0.41
4:32:65:ARG:HD2	4:32:72:GLU:HA	2.02	0.41
7:62:46:ALA:O	7:62:50:ILE:HG13	2.20	0.41
9:82:7:THR:O	9:82:80:GLY:HA2	2.20	0.41
10:1A:26:ALA:HB1	10:1A:84:GLN:HG2	2.02	0.41
12:3A:20:LYS:HE3	12:3A:20:LYS:HB3	1.93	0.41
13:4A:80:ARG:HH21	19:AA:66:MET:HG3	1.85	0.41
17:8A:59:ILE:HG22	17:8A:71:PHE:CD2	2.49	0.41
23:2L:5:G:H2'	23:2L:6:G:O4'	2.20	0.41
25:4L:10:G:H8	25:4L:10:G:OP2	2.03	0.41
26:14:1043:C:O2	26:14:1112:G:N2	2.33	0.41
26:14:1406:U:H6	26:14:1406:U:C5'	2.32	0.41

*Continued on next page...*

*Continued from previous page...*

Atom-1	Atom-2	Interatomic distance (Å)	Clash overlap (Å)
26:14:1429:G:N3	26:14:1568:G:C2	2.88	0.41
26:14:2472:G:C4	26:14:2475:C:N4	2.88	0.41
26:14:2475:C:H3'	26:14:2476:A:H5''	2.02	0.41
27:1J:15:A:H1'	27:1J:109:G:N9	2.34	0.41
29:19:177:LEU:HD23	29:19:177:LEU:HA	1.80	0.41
30:29:58:ARG:HD2	30:29:58:ARG:H	1.85	0.41
33:59:149:ARG:HH22	33:59:154:PRO:HB2	1.84	0.41
36:25:14:THR:HG22	36:25:16:ALA:H	1.85	0.41
42:85:81:HIS:O	42:85:84:LYS:HB3	2.20	0.41
42:85:98:LEU:C	42:85:100:VAL:N	2.72	0.41
43:95:29:PRO:HA	43:95:61:VAL:HG11	2.00	0.41
1:13:31:G:N2	1:13:47:C:O5'	2.53	0.41
1:13:197:A:H4'	1:13:198:G:O5'	2.19	0.41
1:13:346:G:N3	1:13:346:G:H2'	2.36	0.41
1:13:911:U:H2'	1:13:912:C:C6	2.55	0.41
1:13:1348:U:H3	1:13:1374:A:H2	1.64	0.41
1:13:1392:G:C5	1:13:1393:U:C5	3.08	0.41
8:7E:8:ASP:O	8:7E:12:ARG:HG3	2.19	0.41
10:1I:83:GLU:O	10:1I:86:MET:N	2.49	0.41
13:4I:106:ASN:O	13:4I:106:ASN:ND2	2.51	0.41
20:BI:89:ARG:NH2	20:BI:104:LEU:HD21	2.35	0.41
26:1H:139:G:N3	26:1H:141:A:N1	2.68	0.41
26:1H:343:C:O2'	26:1H:344:G:H5'	2.20	0.41
26:1H:435:C:H2'	26:1H:436:C:H5'	2.01	0.41
26:1H:484:C:H2'	26:1H:485:C:C6	2.55	0.41
26:1H:674:G:P	61:1H:3654:HOH:O	2.78	0.41
26:1H:753:C:O2'	26:1H:754:C:H5'	2.20	0.41
26:1H:1176:G:H3'	26:1H:1177:A:C5	2.55	0.41
26:1H:2159:G:C2	26:1H:2160:G:H1'	2.54	0.41
32:41:51:ARG:NH1	32:41:51:ARG:HB2	2.35	0.41
35:58:94:HIS:HB3	35:58:97:ARG:HG3	2.01	0.41
37:78:15:ARG:HB3	37:78:16:ARG:H	1.56	0.41
37:78:36:LYS:HB3	37:78:37:GLY:H	1.54	0.41
39:98:28:LEU:HD23	39:98:28:LEU:HA	1.76	0.41
39:98:48:VAL:O	39:98:51:LEU:N	2.53	0.41
40:A8:67:ARG:NH1	40:A8:67:ARG:HB2	2.35	0.41
42:C8:81:HIS:NE2	42:C8:85:LYS:HE2	2.34	0.41
42:C8:101:ARG:O	42:C8:103:PRO:HD3	2.20	0.41
43:D8:18:LEU:HD22	43:D8:19:LYS:N	2.35	0.41
43:D8:49:THR:HG23	43:D8:51:VAL:H	1.85	0.41
45:F8:67:GLY:O	45:F8:68:ARG:HB3	2.21	0.41

*Continued on next page...*

*Continued from previous page...*

Atom-1	Atom-2	Interatomic distance (Å)	Clash overlap (Å)
50:K8:31:GLU:O	50:K8:35:LEU:HB2	2.20	0.41
1:1G:266:G:H2'	1:1G:266:G:N3	2.35	0.41
1:1G:643:C:H2'	1:1G:644:G:C8	2.54	0.41
1:1G:1036:G:N7	1:1G:1037:C:C2	2.88	0.41
1:1G:1447:G:C6	1:1G:1460:A:C2	3.08	0.41
2:12:48:MET:H	2:12:48:MET:HG2	1.71	0.41
3:22:37:GLN:O	3:22:40:ARG:N	2.53	0.41
3:22:72:LYS:HA	3:22:73:PRO:HD3	1.79	0.41
12:3A:102:ARG:HE	12:3A:102:ARG:HB3	1.49	0.41
16:7A:68:ASP:HA	16:7A:71:ARG:HB3	2.02	0.41
26:14:142:G:H2'	26:14:143:C:H6	1.84	0.41
26:14:946:G:H2'	26:14:947:G:C8	2.54	0.41
26:14:962:G:C2	26:14:963:U:C2	3.08	0.41
26:14:1331:A:O2'	26:14:1332:G:C8	2.73	0.41
26:14:2197:U:C5	26:14:2224:G:C6	3.09	0.41
26:14:2629:A:H3'	26:14:2629:A:OP2	2.20	0.41
26:14:2865:U:C4	26:14:2866:U:C4	3.08	0.41
30:29:25:VAL:HG21	41:75:8:LYS:NZ	2.35	0.41
33:59:146:ALA:O	33:59:149:ARG:N	2.46	0.41
35:15:109:LYS:HD3	35:15:109:LYS:HA	1.56	0.41
37:35:107:LYS:O	37:35:109:GLY:N	2.50	0.41
40:65:18:ILE:O	40:65:20:ARG:N	2.53	0.41
43:95:71:LEU:CA	43:95:86:GLY:HA2	2.49	0.41
47:D5:52:SER:C	47:D5:54:HIS:H	2.24	0.41
1:13:158:G:N3	1:13:159:G:C8	2.89	0.41
1:13:436:C:C4	1:13:437:U:C5	3.08	0.41
1:13:607:A:C2	16:7I:31:LYS:HE2	2.55	0.41
1:13:872:A:C8	1:13:874:G:C8	3.08	0.41
1:13:1189:C:H5''	1:13:1190:G:OP2	2.20	0.41
1:13:1237:C:H3'	1:13:1336:C:H41	1.85	0.41
1:13:1263:C:O2'	1:13:1264:C:H5'	2.20	0.41
1:13:1324:A:O4'	1:13:1362:C:H4'	2.20	0.41
6:5E:61:LEU:HD23	6:5E:63:TYR:CE2	2.55	0.41
16:7I:43:LYS:HA	16:7I:48:TRP:CB	2.49	0.41
26:1H:55:G:N2	26:1H:116:C:C2	2.88	0.41
26:1H:426:C:H2'	26:1H:427:U:C6	2.54	0.41
26:1H:638:G:C5	26:1H:651:G:C2	3.08	0.41
26:1H:1705:G:C6	26:1H:1706:U:C4	3.08	0.41
26:1H:1754:C:OP1	41:B8:96:ARG:NH1	2.52	0.41
26:1H:2453:A:H2'	26:1H:2454:G:O4'	2.20	0.41
26:1H:2582:G:C2	26:1H:2583:G:C8	3.08	0.41

*Continued on next page...*

Continued from previous page...

Atom-1	Atom-2	Interatomic distance (Å)	Clash overlap (Å)
26:1H:2886:G:O2'	53:N8:31:VAL:HG23	2.19	0.41
27:16:20:C:H2'	27:16:21:G:O4'	2.21	0.41
29:11:16:MET:HE2	29:11:211:ARG:HD2	2.03	0.41
29:11:35:LYS:HB2	29:11:62:TYR:O	2.19	0.41
29:11:268:ARG:O	29:11:268:ARG:HG3	2.19	0.41
32:41:43:LEU:HD23	32:41:53:LEU:HD12	2.01	0.41
35:58:37:LYS:HE2	35:58:37:LYS:HB3	1.87	0.41
38:88:32:TYR:HD1	38:88:133:ARG:HA	1.86	0.41
38:88:136:ALA:HB1	47:H8:52:SER:HB2	2.01	0.41
42:C8:109:LEU:HD21	43:D8:47:VAL:HG21	2.02	0.41
45:F8:80:ILE:HG13	45:F8:80:ILE:O	2.20	0.41
47:H8:48:PHE:HE1	47:H8:71:VAL:HG11	1.85	0.41
47:H8:111:VAL:O	47:H8:111:VAL:HG23	2.19	0.41
49:J8:85:LEU:HA	49:J8:85:LEU:HD13	1.58	0.41
50:K8:4:SER:HA	50:K8:5:GLU:HB2	2.02	0.41
1:1G:6:G:OP2	4:32:84:LYS:HD3	2.20	0.41
1:1G:115:G:H4'	1:1G:116:A:O5'	2.19	0.41
1:1G:146:G:H2'	1:1G:147:G:H8	1.85	0.41
1:1G:229:U:O2'	16:7A:23:ASP:HB2	2.20	0.41
1:1G:781:A:C3'	1:1G:782:A:H5'	2.51	0.41
1:1G:807:A:C5	1:1G:808:C:C4	3.08	0.41
1:1G:854:G:C2	1:1G:855:G:C8	3.08	0.41
1:1G:861:G:H2'	1:1G:862:C:C6	2.55	0.41
1:1G:999:U:H2'	1:1G:1000:A:C8	2.55	0.41
1:1G:1111:A:H2'	1:1G:1112:C:O4'	2.20	0.41
1:1G:1189:C:H5''	1:1G:1190:G:OP2	2.20	0.41
1:1G:1314:C:H2'	1:1G:1315:U:C6	2.56	0.41
1:1G:1325:C:P	21:1B:15:ARG:HH21	2.42	0.41
2:12:149:LEU:HD23	2:12:149:LEU:HA	1.71	0.41
9:82:49:PRO:HG3	9:82:82:ALA:HB2	2.01	0.41
11:2A:69:ALA:O	11:2A:72:ALA:N	2.54	0.41
13:4A:50:GLU:O	13:4A:54:VAL:HG23	2.20	0.41
56:1L:33:U:H2'	56:1L:35:U:OP2	2.21	0.41
56:1L:41:A:H2'	56:1L:42:A:C8	2.55	0.41
26:14:761:A:C5	61:14:3521:HOH:O	2.64	0.41
26:14:918:A:N3	27:1J:80:U:H4'	2.35	0.41
26:14:1038:C:H2'	26:14:1039:G:O4'	2.20	0.41
26:14:1210:A:H5''	26:14:1211:U:H3'	2.02	0.41
26:14:1473:G:C6	26:14:1474:C:C4	3.08	0.41
26:14:1829:A:N3	29:19:15:PHE:HE2	2.19	0.41
26:14:2100:G:C5	26:14:2190:G:C6	3.08	0.41

Continued on next page...

*Continued from previous page...*

Atom-1	Atom-2	Interatomic distance (Å)	Clash overlap (Å)
26:14:2542:A:C8	26:14:2544:G:O6	2.74	0.41
26:14:2821:A:H2'	26:14:2822:G:O4'	2.20	0.41
27:1J:11:C:OP2	27:1J:12:C:N4	2.43	0.41
27:1J:42:C:N4	27:1J:43:C:C4	2.88	0.41
29:19:27:THR:HG22	29:19:29:PRO:O	2.21	0.41
33:59:72:ILE:HB	33:59:76:VAL:HG23	2.02	0.41
34:69:97:ILE:O	34:69:101:LEU:HD23	2.20	0.41
36:25:43:VAL:HG23	36:25:56:ASP:O	2.21	0.41
1:13:240:C:H2'	1:13:241:C:C6	2.55	0.41
1:13:272:C:C2	1:13:273:A:C8	3.08	0.41
1:13:558:G:H5''	1:13:559:A:OP2	2.20	0.41
1:13:748:C:O5'	1:13:748:C:C6	2.72	0.41
1:13:865:A:O5'	1:13:865:A:H8	2.04	0.41
1:13:973:G:OP1	10:1I:57:LYS:HD3	2.20	0.41
1:13:1092:A:C6	1:13:1093:A:C6	3.08	0.41
1:13:1292:U:C4	1:13:1293:G:N7	2.88	0.41
2:1E:130:ARG:HB3	2:1E:134:GLU:CG	2.49	0.41
10:1I:26:ALA:HA	10:1I:29:ARG:NE	2.36	0.41
10:1I:50:ILE:HD11	10:1I:57:LYS:HD2	2.03	0.41
15:6I:85:LEU:HD23	15:6I:85:LEU:HA	1.87	0.41
16:7I:28:ARG:HG3	16:7I:29:ASP:N	2.35	0.41
19:AI:5:LEU:HD13	19:AI:10:PHE:CE2	2.55	0.41
26:1H:34:C:O2'	26:1H:35:G:P	2.78	0.41
26:1H:638:G:H2'	26:1H:639:U:C6	2.55	0.41
26:1H:836:G:C5	26:1H:837:C:C4	3.09	0.41
26:1H:873:G:C2	26:1H:905:U:O2	2.73	0.41
26:1H:880:G:C2	26:1H:881:G:O6	2.73	0.41
26:1H:1142(A):A:C4	26:1H:1144:G:C8	3.07	0.41
26:1H:1364:G:N7	49:J8:2:SER:OG	2.42	0.41
26:1H:1368:G:C2	26:1H:1369:G:C8	3.08	0.41
26:1H:1819:A:O4'	26:1H:1821:A:C5	2.74	0.41
26:1H:2263:C:H2'	26:1H:2264:C:C6	2.54	0.41
26:1H:2579:C:H2'	26:1H:2580:U:O4'	2.20	0.41
27:16:12:C:O2	48:I8:74:ARG:NH1	2.40	0.41
28:71:7:TYR:CE2	28:71:220:PRO:HG3	2.56	0.41
28:71:212:VAL:CB	28:71:226:PRO:HD3	2.44	0.41
28:71:215:THR:HG23	28:71:220:PRO:O	2.20	0.41
30:21:152:LYS:HG2	35:58:78:TYR:CE1	2.55	0.41
32:41:33:ARG:HB2	32:41:162:THR:HG21	2.01	0.41
37:78:85:LEU:HA	37:78:85:LEU:HD23	1.81	0.41
37:78:113:LYS:HD2	37:78:129:ALA:HB1	2.02	0.41

*Continued on next page...*

*Continued from previous page...*

Atom-1	Atom-2	Interatomic distance (Å)	Clash overlap (Å)
46:G8:55:TYR:N	46:G8:56:PRO:HD3	2.35	0.41
46:G8:97:ARG:HG2	46:G8:102:CYS:HB2	2.03	0.41
51:L8:31:LEU:O	51:L8:32:GLN:HB2	2.21	0.41
1:1G:198:G:C6	1:1G:220:G:C2	3.08	0.41
1:1G:765:G:N2	1:1G:813:U:OP2	2.53	0.41
1:1G:875:C:H1'	8:72:15:ASN:ND2	2.32	0.41
2:12:193:ASP:OD1	2:12:193:ASP:N	2.50	0.41
3:22:71:ALA:HB2	3:22:115:LEU:CD1	2.51	0.41
5:42:102:ALA:HB3	5:42:107:ARG:HB2	2.02	0.41
6:52:61:LEU:HD23	6:52:63:TYR:OH	2.19	0.41
6:52:95:GLU:HA	6:52:96:PRO:HD3	1.92	0.41
8:72:49:GLU:HG2	8:72:50:ARG:O	2.19	0.41
9:82:16:ARG:HH22	9:82:66:ARG:HH21	1.68	0.41
15:6A:18:PHE:O	15:6A:21:ASP:HB2	2.19	0.41
56:1L:66:A:N6	56:1L:67:C:N3	2.68	0.41
57:3L:76:A:H61	26:14:2422:A:H5''	1.85	0.41
26:14:451:C:H41	26:14:454:A:H5'	1.85	0.41
26:14:471:A:H8	26:14:471:A:O5'	2.03	0.41
26:14:817:C:O2'	26:14:839:U:OP1	2.19	0.41
26:14:1048:A:N6	26:14:1112:G:O2'	2.37	0.41
26:14:1337:G:H2'	26:14:1338:G:C8	2.50	0.41
26:14:2114:A:H5'	26:14:2115:G:OP2	2.20	0.41
26:14:2439:A:H8	26:14:2439:A:C5'	2.33	0.41
26:14:2599:G:OP2	29:19:236:GLY:N	2.54	0.41
26:14:2615:U:C2	53:J5:7:PRO:HA	2.56	0.41
26:14:2682:U:O2'	30:29:13:ARG:HG2	2.20	0.41
28:79:52:ARG:C	28:79:53:ARG:HG2	2.39	0.41
30:29:141:ILE:HD12	30:29:150:VAL:HG21	2.02	0.41
30:29:147:PRO:HB2	30:29:149:ARG:CG	2.49	0.41
38:45:18:LYS:HA	38:45:18:LYS:HD2	1.61	0.41
53:J5:45:VAL:HG22	53:J5:51:TYR:HD1	1.83	0.41
54:L5:8:ASN:C	54:L5:8:ASN:OD1	2.58	0.41
1:13:109:A:H5'	1:13:110:C:C5	2.56	0.41
1:13:187:C:O2	1:13:191(A):G:C6	2.74	0.41
1:13:353:A:H5'	1:13:353:A:C8	2.46	0.41
1:13:546:G:P	4:3E:72:GLU:HB3	2.61	0.41
1:13:582:U:H2'	1:13:583:A:C8	2.56	0.41
1:13:1190:G:H5''	3:2E:176:HIS:CE1	2.55	0.41
2:1E:5:ILE:HB	2:1E:221:LEU:HD23	2.01	0.41
2:1E:189:ASP:HB3	2:1E:205:ASP:H	1.86	0.41
3:2E:21:ARG:NH2	3:2E:56:ASP:HB3	2.36	0.41

*Continued on next page...*

*Continued from previous page...*

Atom-1	Atom-2	Interatomic distance (Å)	Clash overlap (Å)
3:2E:119:ARG:HD3	3:2E:140:ARG:NH2	2.34	0.41
22:1K:76:A:O2'	26:1H:2585:U:O4	2.31	0.41
26:1H:273(F):C:H3'	26:1H:274:G:H5''	2.02	0.41
26:1H:910:A:N1	26:1H:2277:G:H1'	2.36	0.41
26:1H:1853:A:N1	26:1H:2087:G:H1'	2.35	0.41
26:1H:2114:A:H2'	26:1H:2114:A:N3	2.34	0.41
26:1H:2124:G:O2'	28:71:42:GLU:OE1	2.22	0.41
28:71:166:ASP:CG	28:71:170:ALA:H	2.23	0.41
30:21:14:ILE:HD12	30:21:14:ILE:HA	1.66	0.41
30:21:111:ARG:HA	39:98:1:MET:HE3	2.02	0.41
32:41:120:LEU:HB3	32:41:131:TYR:OH	2.19	0.41
32:41:121:ASN:OD1	32:41:123:ASN:N	2.49	0.41
32:41:130:ASN:HB3	32:41:159:VAL:O	2.20	0.41
32:41:139:LEU:HD13	32:41:146:TYR:CD1	2.55	0.41
40:A8:11:LYS:O	40:A8:15:ARG:HB2	2.21	0.41
42:C8:88:ILE:C	42:C8:90:VAL:H	2.24	0.41
46:G8:6:HIS:ND1	46:G8:6:HIS:N	2.69	0.41
52:M8:9:LEU:HD12	52:M8:27:THR:H	1.85	0.41
1:1G:164:U:H2'	1:1G:165:C:C6	2.55	0.41
1:1G:904:C:C4	1:1G:905:U:C5	3.09	0.41
1:1G:1126:U:C4	1:1G:1281:U:O4'	2.73	0.41
1:1G:1425:U:H2'	1:1G:1426:C:C6	2.55	0.41
4:32:39:PRO:O	4:32:44:GLY:HA3	2.21	0.41
5:42:79:GLU:OE1	8:72:104:ARG:HA	2.20	0.41
5:42:103:GLY:O	5:42:106:PRO:HD2	2.21	0.41
9:82:86:VAL:HA	9:82:89:ASN:O	2.20	0.41
15:6A:7:GLU:O	15:6A:11:VAL:HG23	2.19	0.41
17:8A:10:VAL:HG23	17:8A:54:GLY:N	2.35	0.41
19:AA:41:VAL:HB	19:AA:43:GLU:OE2	2.19	0.41
23:2L:26:C:H2'	23:2L:27:G:C8	2.56	0.41
26:14:30:G:C5	26:14:31:C:C4	3.08	0.41
26:14:239:U:H2'	26:14:240:G:O4'	2.20	0.41
26:14:618:G:H2'	26:14:618(A):C:O4'	2.20	0.41
26:14:1319:G:C6	26:14:1320:C:N4	2.88	0.41
26:14:1485:G:H2'	26:14:1486:A:C8	2.55	0.41
26:14:2663:G:H3'	26:14:2664:G:H8	1.85	0.41
26:14:2786:U:H5''	30:29:66:HIS:CG	2.56	0.41
27:1J:111:U:O2	27:1J:111:U:H2'	2.20	0.41
29:19:184:LYS:HD3	29:19:269:PHE:HD1	1.85	0.41
30:29:35:GLN:O	30:29:48:GLN:HB2	2.21	0.41
31:39:148:LEU:HA	31:39:148:LEU:HD23	1.65	0.41

*Continued on next page...*



*Continued from previous page...*

Atom-1	Atom-2	Interatomic distance (Å)	Clash overlap (Å)
34:69:5:LEU:HD11	34:69:19:VAL:HG11	2.01	0.41
35:15:39:ARG:H	35:15:39:ARG:HG2	1.66	0.41
35:15:127:ASP:N	35:15:127:ASP:OD1	2.53	0.41
37:35:113:LYS:HA	37:35:129:ALA:O	2.20	0.41
38:45:68:ILE:CG2	38:45:103:MET:HB3	2.50	0.41
41:75:50:ILE:HD11	41:75:102:ILE:CD1	2.49	0.41
41:75:114:LEU:HD23	41:75:114:LEU:HA	1.81	0.41
44:A5:88:ARG:HA	44:A5:88:ARG:HD2	1.80	0.41
45:B5:43:VAL:HA	45:B5:46:ALA:HB3	2.03	0.41
46:C5:21:LYS:NZ	46:C5:21:LYS:HB3	2.35	0.41
54:L5:19:ARG:HG2	54:L5:19:ARG:HH11	1.85	0.41
1:13:253:U:P	17:8I:67:LYS:HZ3	2.40	0.41
1:13:277:C:H2'	1:13:278:G:C8	2.54	0.41
1:13:345:C:O2'	1:13:346:G:C4	2.71	0.41
1:13:376:G:O3'	16:7I:5:ARG:HD2	2.21	0.41
1:13:1424:C:H2'	1:13:1425:U:O4'	2.21	0.41
2:1E:51:LEU:O	2:1E:55:PHE:HB2	2.20	0.41
2:1E:114:ARG:O	2:1E:118:LEU:N	2.50	0.41
3:2E:178:LEU:HD12	3:2E:178:LEU:HA	1.76	0.41
6:5E:55:ASP:HA	6:5E:56:PRO:HD2	1.87	0.41
7:6E:27:ILE:HA	7:6E:30:ILE:HD12	2.01	0.41
8:7E:11:THR:HG23	8:7E:14:ARG:NH1	2.35	0.41
9:8E:93:ARG:HG2	9:8E:102:LEU:HD11	2.02	0.41
24:3K:22:G:N3	24:3K:22:G:H2'	2.35	0.41
24:3K:65:C:H2'	24:3K:66:A:H8	1.83	0.41
24:3K:76:A:H5''	49:J8:30:VAL:HG11	2.03	0.41
26:1H:285:C:H2'	26:1H:286:C:C6	2.55	0.41
26:1H:533:G:H5'	42:C8:24:TYR:CE1	2.56	0.41
26:1H:1312:U:H4'	26:1H:1313:U:O5'	2.20	0.41
26:1H:1790:C:O5'	26:1H:1790:C:H6	2.03	0.41
26:1H:1985:G:C2	26:1H:1986:A:C8	3.09	0.41
26:1H:2100:G:H2'	26:1H:2101:G:C8	2.56	0.41
26:1H:2389:G:H5''	26:1H:2390:U:H5'	2.01	0.41
26:1H:2496:C:OP2	38:88:82:ARG:HG2	2.20	0.41
26:1H:2729:G:H1'	30:21:187:ALA:HB2	2.02	0.41
26:1H:2830:G:C8	26:1H:2830:G:H5''	2.55	0.41
27:16:29:A:C2	27:16:56:G:C2	3.09	0.41
29:11:35:LYS:HB3	29:11:35:LYS:HE3	1.46	0.41
35:58:99:LEU:HD23	35:58:99:LEU:HA	1.84	0.41
37:78:15:ARG:HD3	37:78:15:ARG:HA	1.73	0.41
41:B8:24:PRO:HD3	41:B8:52:ILE:HD13	2.03	0.41

*Continued on next page...*

*Continued from previous page...*

Atom-1	Atom-2	Interatomic distance (Å)	Clash overlap (Å)
46:G8:9:LYS:HA	46:G8:27:VAL:CG2	2.51	0.41
1:1G:160:A:H2'	1:1G:161:A:O4'	2.20	0.41
1:1G:512:U:H2'	1:1G:513:C:C6	2.55	0.41
1:1G:855:G:C2	1:1G:856:C:C2	3.08	0.41
1:1G:1026:G:H2'	1:1G:1027:C:H5'	2.01	0.41
1:1G:1176:A:C2'	1:1G:1177:G:H5'	2.50	0.41
1:1G:1276:G:H2'	1:1G:1277:C:C6	2.56	0.41
1:1G:1320:C:H2'	1:1G:1321:C:C6	2.55	0.41
1:1G:1326:C:H2'	1:1G:1327:C:H6	1.84	0.41
2:12:127:ILE:O	2:12:130:ARG:HB3	2.20	0.41
6:52:30:LEU:HD23	6:52:30:LEU:HA	1.88	0.41
7:62:27:ILE:HA	7:62:30:ILE:HD12	2.03	0.41
26:14:35:G:H2'	26:14:36:G:O4'	2.20	0.41
26:14:91:A:H2'	26:14:92:G:H8	1.85	0.41
26:14:141:A:C8	26:14:1408:C:H1'	2.55	0.41
26:14:820:A:N3	26:14:943:U:H4'	2.35	0.41
26:14:1788:C:C2	26:14:1789:A:C8	3.08	0.41
26:14:2065:C:H1'	26:14:2449:U:N3	2.31	0.41
26:14:2117:A:C4	26:14:2118:U:H5	2.38	0.41
26:14:2286:A:H8	26:14:2287:A:N6	2.19	0.41
26:14:2543:G:H2'	26:14:2544:G:C8	2.56	0.41
26:14:2666:C:O5'	26:14:2666:C:H6	2.03	0.41
30:29:152:LYS:HE2	30:29:152:LYS:HB3	1.69	0.41
38:45:110:THR:HG23	38:45:113:GLN:OE1	2.21	0.41
40:65:54:LEU:HD23	40:65:55:ALA:N	2.35	0.41
47:D5:67:LEU:HA	47:D5:68:PRO:HD3	1.95	0.41
55:M5:15:LYS:HG2	55:M5:16:ILE:N	2.36	0.41
1:13:209:U:H4'	1:13:216:G:N2	2.36	0.41
1:13:527:G:O2'	1:13:535:A:N1	2.42	0.41
1:13:536:C:H2'	1:13:537:G:C8	2.55	0.41
1:13:823:G:C2	1:13:878:G:C2	3.09	0.41
1:13:939:G:H1	1:13:1344:C:H42	1.68	0.41
1:13:1173:G:H2'	1:13:1174:G:O4'	2.20	0.41
1:13:1369:C:H2'	1:13:1370:G:C8	2.56	0.41
1:13:1486:G:C6	1:13:1487:G:C6	3.08	0.41
2:1E:11:LEU:HA	2:1E:11:LEU:HD12	1.87	0.41
3:2E:56:ASP:OD1	3:2E:69:HIS:NE2	2.53	0.41
4:3E:86:LYS:HA	4:3E:88:VAL:N	2.36	0.41
4:3E:138:TYR:CD1	4:3E:138:TYR:C	2.93	0.41
6:5E:33:TYR:CD2	6:5E:75:LEU:HD23	2.56	0.41
6:5E:78:GLU:O	6:5E:78:GLU:HG3	2.20	0.41

*Continued on next page...*

*Continued from previous page...*

Atom-1	Atom-2	Interatomic distance (Å)	Clash overlap (Å)
8:7E:9:MET:O	8:7E:12:ARG:N	2.53	0.41
17:8I:88:TYR:CD1	17:8I:88:TYR:C	2.94	0.41
19:AI:81:ARG:HE	19:AI:81:ARG:HB2	1.74	0.41
22:1K:24:G:OP2	22:1K:24:G:H8	2.03	0.41
26:1H:396:G:C8	49:J8:13:ILE:HD11	2.56	0.41
26:1H:654:A:C4	26:1H:654(A):A:C8	3.08	0.41
26:1H:831:G:N2	37:78:53:GLY:O	2.54	0.41
26:1H:1988:C:H2'	26:1H:1989:G:O4'	2.21	0.41
26:1H:2032:G:N2	30:21:146:THR:HG23	2.24	0.41
26:1H:2240:C:O2'	26:1H:2241:A:H5'	2.20	0.41
26:1H:2283:C:H2'	26:1H:2284:C:O4'	2.20	0.41
31:31:176:LEU:HD21	31:31:180:GLY:O	2.21	0.41
32:41:88:ILE:O	32:41:88:ILE:HG22	2.19	0.41
32:41:101:ILE:HD13	32:41:102:PHE:N	2.36	0.41
33:51:139:GLN:HG3	33:51:140:LYS:N	2.36	0.41
36:68:112:MET:HA	36:68:115:VAL:HG13	2.03	0.41
37:78:59:LEU:HD21	55:Q8:10:ALA:HB2	2.02	0.41
38:88:140:ALA:HB3	38:88:141:GLN:CA	2.51	0.41
39:98:44:LEU:O	39:98:45:ARG:C	2.59	0.41
50:K8:3:LEU:CB	50:K8:5:GLU:HB2	2.50	0.41
52:M8:40:HIS:ND1	52:M8:45:GLY:C	2.74	0.41
1:1G:109:A:C6	1:1G:326:G:C6	3.09	0.41
1:1G:216:G:O2'	1:1G:217:C:O4'	2.30	0.41
1:1G:228:A:C4'	16:7A:62:VAL:HG11	2.50	0.41
1:1G:509:A:C8	1:1G:509:A:H3'	2.56	0.41
1:1G:994:A:C4	14:5A:5:ALA:HB2	2.55	0.41
1:1G:996:A:H2'	1:1G:997:U:O4'	2.20	0.41
1:1G:1095:U:OP1	1:1G:1108:G:N1	2.53	0.41
1:1G:1321:C:C5	1:1G:1322:C:C5	3.07	0.41
1:1G:1415:G:C6	1:1G:1486:G:C6	3.08	0.41
5:42:72:GLN:O	5:42:75:THR:HG22	2.20	0.41
7:62:66:VAL:O	7:62:70:LYS:HD2	2.21	0.41
10:1A:46:ARG:NH2	14:5A:61:TRP:CZ2	2.89	0.41
26:14:141:A:H1'	26:14:1408:C:O4'	2.20	0.41
26:14:283:A:H4'	26:14:284:U:OP2	2.21	0.41
26:14:286:C:H2'	26:14:287:C:C6	2.56	0.41
26:14:311:A:C8	26:14:332:A:N7	2.89	0.41
26:14:565:C:H2'	26:14:566:U:O4'	2.20	0.41
26:14:599:G:C2	26:14:600:G:C5	3.08	0.41
26:14:1047:G:H2'	26:14:1047:G:N3	2.36	0.41
26:14:2657:A:H62	26:14:2664:G:N2	2.17	0.41

*Continued on next page...*

*Continued from previous page...*

Atom-1	Atom-2	Interatomic distance (Å)	Clash overlap (Å)
27:1J:5:C:H42	27:1J:115:G:H1	1.69	0.41
27:1J:10:C:C4	27:1J:11:C:C5	3.08	0.41
29:19:273:ARG:O	29:19:275:LYS:N	2.53	0.41
30:29:57:LYS:HZ3	30:29:57:LYS:HG2	1.45	0.41
40:65:48:LEU:HD23	40:65:82:ILE:HD11	2.02	0.41
45:B5:52:VAL:HG12	45:B5:82:GLN:HG3	2.01	0.41
46:C5:67:LEU:HA	46:C5:67:LEU:HD12	1.68	0.41
47:D5:82:ARG:HA	47:D5:83:PRO:HD3	1.78	0.41
51:H5:43:ILE:O	51:H5:47:VAL:HG23	2.21	0.41
53:J5:37:LYS:HA	53:J5:37:LYS:HD2	1.86	0.41
1:13:237:C:O3'	17:8I:25:ARG:NH2	2.53	0.41
1:13:574:A:N3	1:13:883:C:H1'	2.36	0.41
1:13:591:U:H2'	1:13:592:G:H8	1.86	0.41
1:13:767:A:H8	1:13:767:A:O5'	2.03	0.41
2:1E:8:LYS:HZ3	2:1E:9:GLU:N	2.19	0.41
2:1E:163:PHE:CE2	2:1E:215:LEU:HD13	2.55	0.41
11:2I:18:ARG:HA	11:2I:81:ASP:H	1.85	0.41
13:4I:15:VAL:HG23	13:4I:43:THR:O	2.21	0.41
16:7I:28:ARG:HG3	16:7I:29:ASP:OD1	2.21	0.41
19:AI:47:HIS:O	19:AI:62:ILE:HG12	2.20	0.41
23:2K:3:C:O2	23:2K:3:C:H2'	2.21	0.41
26:1H:151:C:C2	26:1H:176:G:N2	2.89	0.41
26:1H:193:U:H5	61:1H:3615:HOH:O	2.02	0.41
26:1H:649:G:C6	26:1H:650:C:C4	3.08	0.41
26:1H:1963:U:H6	26:1H:1963:U:OP1	2.04	0.41
26:1H:2138:C:H2'	26:1H:2139:C:C6	2.55	0.41
26:1H:2303:G:O2'	26:1H:2304:G:H5'	2.21	0.41
26:1H:2532:G:O2'	26:1H:2657:A:N1	2.53	0.41
26:1H:2837:G:C6	26:1H:2838:G:N7	2.89	0.41
28:7I:19:ILE:HG22	28:7I:225:ASN:ND2	2.35	0.41
30:21:55:ASN:HB3	30:21:58:ARG:HG3	2.03	0.41
30:21:67:PHE:O	30:21:69:LYS:N	2.51	0.41
31:31:125:LEU:HD21	31:31:199:TRP:CE3	2.56	0.41
32:41:45:GLU:H	32:41:45:GLU:HG2	1.60	0.41
32:41:98:ARG:HE	52:M8:1:MET:CE	2.33	0.41
37:78:29:LYS:HG2	37:78:30:THR:N	2.36	0.41
39:98:22:ARG:HG2	39:98:69:ASP:HB3	2.03	0.41
40:A8:83:LYS:NZ	40:A8:110:LEU:HD21	2.36	0.41
44:E8:38:TYR:OH	53:N8:47:PRO:HG3	2.21	0.41
1:1G:9:G:H5'	5:42:122:GLU:OE2	2.21	0.41
1:1G:104:G:C2	1:1G:105:G:C8	3.08	0.41

*Continued on next page...*

*Continued from previous page...*

Atom-1	Atom-2	Interatomic distance (Å)	Clash overlap (Å)
1:1G:310:G:OP2	16:7A:27:LYS:HD3	2.20	0.41
1:1G:758:G:O2'	1:1G:759:A:H5'	2.21	0.41
1:1G:1076:C:N4	1:1G:1081:G:H1	2.19	0.41
1:1G:1504:G:OP1	1:1G:1507:A:H4'	2.21	0.41
2:12:91:PRO:HG3	2:12:154:LEU:HB2	2.03	0.41
2:12:108:ILE:HA	2:12:108:ILE:HD13	1.87	0.41
2:12:211:ILE:O	2:12:214:ILE:N	2.54	0.41
12:3A:30:ALA:HB2	12:3A:33:ARG:NH1	2.35	0.41
17:8A:63:ARG:HA	17:8A:64:PRO:HD3	1.95	0.41
19:AA:66:MET:H	19:AA:67:VAL:HB	1.85	0.41
21:1B:2:GLY:O	21:1B:4:GLY:N	2.54	0.41
26:14:302:C:C5'	46:C5:81:LYS:HZ2	2.33	0.41
26:14:362:U:H6	26:14:362:U:H2'	1.73	0.41
26:14:723:G:H2'	26:14:724:U:O4'	2.21	0.41
26:14:1322:A:O3'	44:A5:84:ARG:NH1	2.53	0.41
26:14:1606:G:H5''	26:14:1607:C:OP1	2.21	0.41
26:14:2028:U:H2'	26:14:2029:G:O4'	2.20	0.41
26:14:2115:G:N2	26:14:2172:U:O4	2.54	0.41
26:14:2313:C:H4'	32:49:91:ARG:HG3	2.02	0.41
26:14:2328:A:H2'	26:14:2329:G:O4'	2.21	0.41
26:14:2651:C:H2'	26:14:2652:C:H6	1.85	0.41
27:1J:78:A:C2	27:1J:99:A:C4	3.08	0.41
27:1J:83:G:H4'	51:H5:52:HIS:CG	2.56	0.41
29:19:30:GLU:HG3	29:19:63:ARG:NH2	2.35	0.41
29:19:34:VAL:O	29:19:35:LYS:HB3	2.21	0.41
29:19:70:TRP:CD1	29:19:70:TRP:C	2.94	0.41
30:29:31:CYS:O	30:29:90:THR:HA	2.21	0.41
30:29:81:ILE:HD12	30:29:81:ILE:HG23	1.86	0.41
30:29:97:LYS:O	30:29:100:GLU:HG3	2.21	0.41
33:59:146:ALA:HB2	33:59:164:TYR:OH	2.20	0.41
34:69:143:SER:O	34:69:144:VAL:HG22	2.21	0.41
37:35:84:ASN:HB2	37:35:86:LYS:HG2	2.02	0.41
38:45:68:ILE:HD13	38:45:103:MET:HE3	2.02	0.41
39:55:59:ASP:OD1	39:55:61:HIS:HB3	2.20	0.41
42:85:60:LEU:O	42:85:63:VAL:HG12	2.21	0.41
1:13:9:G:C2	1:13:26:A:C6	3.09	0.41
1:13:51:A:N3	1:13:116:A:H1'	2.36	0.41
1:13:109:A:C6	1:13:326:G:C6	3.09	0.41
1:13:146:G:C2	1:13:177:C:N3	2.89	0.41
1:13:288:A:H2'	1:13:289:G:H4'	2.03	0.41
1:13:409:G:N2	1:13:434:U:C2	2.89	0.41

*Continued on next page...*

*Continued from previous page...*

Atom-1	Atom-2	Interatomic distance (Å)	Clash overlap (Å)
1:13:431:A:H2'	1:13:432:A:O4'	2.21	0.41
1:13:447:G:H8	1:13:447:G:O5'	2.03	0.41
1:13:575:G:C4	1:13:881:G:C2	3.09	0.41
1:13:652:U:O2'	1:13:653:A:O5'	2.38	0.41
1:13:682:G:H1	1:13:708:C:N4	2.19	0.41
1:13:827:U:H5	1:13:870:U:C5	2.38	0.41
1:13:933:G:OP2	7:6E:3:ARG:HB2	2.20	0.41
1:13:1164:G:C5	1:13:1165:C:C5	3.08	0.41
1:13:1304:G:C5	1:13:1305:G:C6	3.09	0.41
1:13:1324:A:C5	1:13:1325:C:C5	3.08	0.41
1:13:1384:C:H2'	1:13:1385:G:C8	2.56	0.41
2:1E:97:TRP:CZ3	2:1E:172:ILE:HB	2.56	0.41
6:5E:24:GLU:O	6:5E:27:GLN:N	2.54	0.41
7:6E:51:GLN:HB2	7:6E:58:PRO:HD3	2.02	0.41
9:8E:65:VAL:HG21	9:8E:73:GLN:HB3	2.01	0.41
10:1I:28:ARG:HD3	10:1I:34:VAL:HG22	2.03	0.41
13:4I:34:LEU:HD13	13:4I:41:PRO:HA	2.02	0.41
16:7I:55:ARG:HE	16:7I:55:ARG:HB3	1.58	0.41
17:8I:48:GLU:O	17:8I:50:LYS:HD3	2.21	0.41
20:BI:71:THR:CG2	20:BI:72:LEU:H	2.27	0.41
23:2K:48:U:H1'	23:2K:49:C:O5'	2.20	0.41
26:1H:274:G:N2	26:1H:276:A:H61	2.19	0.41
26:1H:322:A:C5	26:1H:340:A:C2	3.09	0.41
26:1H:389:G:H22	37:78:72:PRO:HD3	1.85	0.41
26:1H:405:U:O2	26:1H:405:U:H2'	2.21	0.41
26:1H:414:C:H4'	26:1H:1879:C:O2	2.20	0.41
26:1H:686:G:H22	54:P8:16:HIS:CE1	2.39	0.41
26:1H:803:U:C4	26:1H:804:A:N7	2.89	0.41
26:1H:922:U:H2'	26:1H:923:C:C6	2.55	0.41
26:1H:1176:G:OP1	26:1H:1176:G:H4'	2.19	0.41
26:1H:1386:C:OP2	26:1H:1396:U:C5	2.72	0.41
26:1H:1394:U:H3'	26:1H:1394:U:H6	1.86	0.41
26:1H:1557:C:OP2	26:1H:1558:A:O2'	2.35	0.41
26:1H:1592:C:H2'	26:1H:1593:G:C8	2.56	0.41
26:1H:1705:G:O2'	26:1H:1706:U:H5'	2.21	0.41
26:1H:1748:G:C2	26:1H:1749:A:C4	3.09	0.41
26:1H:1839:G:C8	26:1H:1839:G:H5''	2.56	0.41
26:1H:1986:A:C2	26:1H:1987:G:C4	3.09	0.41
26:1H:2178:C:OP1	28:71:46:LYS:HB2	2.21	0.41
26:1H:2298:A:H2'	26:1H:2299:G:O4'	2.21	0.41
26:1H:2302:G:O2'	26:1H:2303:G:H5'	2.20	0.41

*Continued on next page...*

*Continued from previous page...*

Atom-1	Atom-2	Interatomic distance (Å)	Clash overlap (Å)
26:1H:2640:G:H5'	35:58:74:ARG:NH1	2.35	0.41
27:16:38:C:H2'	27:16:39:A:O4'	2.21	0.41
27:16:44:G:O2'	27:16:45:A:P	2.79	0.41
27:16:44:G:HO2'	27:16:45:A:P	2.42	0.41
27:16:46:A:H2'	27:16:47:C:C6	2.55	0.41
29:11:17:THR:HG22	29:11:205:VAL:N	2.34	0.41
29:11:273:ARG:HD2	29:11:273:ARG:O	2.21	0.41
31:31:172:TRP:CE3	31:31:173:VAL:HG23	2.56	0.41
32:41:96:ARG:H	32:41:99:MET:HE3	1.85	0.41
32:41:125:PHE:HB3	32:41:166:ASP:OD2	2.21	0.41
33:51:32:GLU:H	33:51:32:GLU:HG3	1.70	0.41
34:61:128:LEU:O	34:61:138:ILE:N	2.43	0.41
35:58:56:ASN:C	35:58:57:ALA:O	2.59	0.41
37:78:114:ILE:O	37:78:114:ILE:HG13	2.21	0.41
38:88:20:ALA:HB2	38:88:99:PRO:HD2	2.03	0.41
39:98:12:ARG:HG2	39:98:16:HIS:CG	2.56	0.41
40:A8:53:SER:HA	40:A8:58:LEU:HD21	2.03	0.41
41:B8:99:LEU:HB3	41:B8:101:PHE:CE1	2.56	0.41
42:C8:92:ARG:NH1	42:C8:94:ASN:OD1	2.54	0.41
45:F8:9:LEU:O	50:K8:36:ARG:NE	2.47	0.41
47:H8:1:MET:HE3	47:H8:3:TYR:CE2	2.56	0.41
47:H8:7:ALA:C	47:H8:8:TYR:CD1	2.94	0.41
55:Q8:23:VAL:HA	55:Q8:48:PHE:O	2.21	0.41
1:1G:11:G:H2'	1:1G:12:U:H6	1.86	0.41
1:1G:131:C:H2'	1:1G:132:C:C6	2.56	0.41
1:1G:394:G:H2'	1:1G:395:C:H6	1.86	0.41
1:1G:422:C:HO2'	1:1G:423:G:N2	2.18	0.41
1:1G:501:C:H1'	1:1G:549:C:H1'	2.03	0.41
1:1G:608:A:H2'	1:1G:609:A:O4'	2.21	0.41
1:1G:647:C:H2'	1:1G:648:A:O4'	2.21	0.41
1:1G:1160:G:H1	1:1G:1176:A:H61	1.69	0.41
1:1G:1238:A:H62	1:1G:1301:U:H3	1.68	0.41
1:1G:1306:A:C6	1:1G:1307:U:C2	3.08	0.41
1:1G:1389:C:H2'	1:1G:1390:U:O4'	2.21	0.41
2:12:39:ILE:HG22	2:12:39:ILE:O	2.21	0.41
4:32:4:TYR:CE2	4:32:11:LEU:HD21	2.55	0.41
9:82:99:LEU:HB3	9:82:101:PHE:HD2	1.84	0.41
10:1A:34:VAL:HG12	10:1A:74:ILE:HA	2.03	0.41
12:3A:27:LEU:HB2	12:3A:33:ARG:CG	2.51	0.41
13:4A:78:ILE:HD12	13:4A:92:HIS:CE1	2.56	0.41
15:6A:27:VAL:O	15:6A:31:LEU:HB2	2.21	0.41

*Continued on next page...*

*Continued from previous page...*

Atom-1	Atom-2	Interatomic distance (Å)	Clash overlap (Å)
15:6A:31:LEU:HD12	15:6A:31:LEU:HA	1.89	0.41
15:6A:43:LEU:HD23	15:6A:43:LEU:HA	1.84	0.41
19:AA:9:VAL:HG13	19:AA:10:PHE:N	2.36	0.41
19:AA:14:HIS:ND1	19:AA:15:LEU:HD23	2.35	0.41
20:BA:64:ASP:OD1	20:BA:81:LYS:HE3	2.20	0.41
23:2L:16:C:H5''	23:2L:17:C:C5	2.55	0.41
26:14:139:G:N3	26:14:141:A:N1	2.69	0.41
26:14:189:G:H8	26:14:189:G:O5'	2.04	0.41
26:14:336:C:H1'	46:C5:70:SER:HB2	2.01	0.41
26:14:506:G:O3'	26:14:507:A:H8	2.04	0.41
26:14:812:C:H5''	26:14:1250:G:O2'	2.20	0.41
26:14:1004:C:H1'	26:14:1010:A:C4	2.56	0.41
26:14:1019:U:O2'	26:14:1021:A:H2	2.03	0.41
26:14:1043:C:O5'	26:14:1043:C:H6	2.04	0.41
26:14:1057:A:H8	26:14:1086:A:O2'	2.04	0.41
26:14:1331:A:HO2'	26:14:1332:G:H8	1.65	0.41
26:14:1505:C:H2'	26:14:1506:C:C6	2.56	0.41
26:14:1894:C:N4	26:14:1895:C:H41	2.18	0.41
26:14:1930:G:N2	26:14:1968:G:H2'	2.36	0.41
26:14:2178:C:H4'	28:79:46:LYS:HG3	2.03	0.41
26:14:2394:C:H2'	26:14:2395:C:H6	1.85	0.41
26:14:2563:U:H4'	36:25:28:SER:HA	2.03	0.41
26:14:2564:A:C2	26:14:2647:U:H4'	2.56	0.41
26:14:2564:A:OP1	26:14:2648:C:O2'	2.38	0.41
26:14:2683:C:OP1	41:75:53:ARG:NH2	2.54	0.41
26:14:2723:C:O5'	26:14:2723:C:H6	2.04	0.41
26:14:2748:A:H2'	26:14:2749:A:H8	1.85	0.41
27:1J:22:U:H5'	27:1J:23:G:OP2	2.20	0.41
29:19:83:GLU:HB2	29:19:92:ILE:HG13	2.01	0.41
29:19:264:LYS:HE2	29:19:266:SER:HB3	2.02	0.41
30:29:1:MET:SD	30:29:200:GLU:HG3	2.61	0.41
31:39:117:ARG:HA	31:39:117:ARG:HD3	1.92	0.41
32:49:121:ASN:HA	32:49:122:PRO:HD2	1.73	0.41
34:69:109:ILE:HB	34:69:130:TYR:CZ	2.56	0.41
34:69:112:LYS:H	34:69:112:LYS:HG2	1.74	0.41
34:69:118:LYS:HE3	34:69:118:LYS:HB2	1.67	0.41
38:45:18:LYS:H	38:45:98:LYS:NZ	2.19	0.41
39:55:84:ALA:HB3	39:55:85:PRO:HD3	2.03	0.41
40:65:14:VAL:HG21	40:65:90:GLY:O	2.19	0.41
40:65:29:PHE:CD1	40:65:30:ARG:N	2.89	0.41
40:65:67:ARG:HB2	40:65:67:ARG:CZ	2.50	0.41

*Continued on next page...*



*Continued from previous page...*

Atom-1	Atom-2	Interatomic distance (Å)	Clash overlap (Å)
42:85:110:VAL:O	42:85:114:LYS:HG2	2.21	0.41
47:D5:137:ILE:HD12	47:D5:137:ILE:HA	1.89	0.41
54:L5:34:ARG:NH1	54:L5:39:ARG:HG3	2.36	0.41
1:13:179:A:H2'	1:13:180:U:C6	2.49	0.41
1:13:272:C:H2'	1:13:273:A:C8	2.56	0.41
1:13:535:A:H5''	61:13:1836:HOH:O	2.21	0.41
1:13:717:C:H5''	1:13:717:C:H6	1.86	0.41
1:13:1389:C:H2'	1:13:1390:U:O4'	2.21	0.41
2:1E:27:LYS:HB3	2:1E:27:LYS:HE2	1.80	0.41
2:1E:149:LEU:HA	2:1E:149:LEU:HD23	1.85	0.41
4:3E:23:GLY:HA2	4:3E:112:VAL:HG22	2.03	0.41
4:3E:165:MET:SD	4:3E:168:ARG:NH1	2.94	0.41
5:4E:105:VAL:HB	5:4E:106:PRO:HD3	2.03	0.41
9:8E:9:ARG:HB3	9:8E:14:VAL:HG22	2.01	0.41
11:2I:78:GLN:O	11:2I:103:LEU:HA	2.21	0.41
12:3I:53:ARG:HG3	12:3I:53:ARG:NH1	2.30	0.41
17:8I:6:LEU:HD22	17:8I:23:VAL:HG11	2.02	0.41
22:1K:12:U:O2	22:1K:24:G:N2	2.54	0.41
23:2K:56:PSU:O4	23:2K:58:A:C8	2.74	0.41
26:1H:106:C:H2'	26:1H:107:C:H6	1.85	0.41
26:1H:120:U:P	61:1H:3541:HOH:O	2.77	0.41
26:1H:257:A:H2'	26:1H:258:G:H5'	2.03	0.41
26:1H:289:A:N6	26:1H:351:G:H1'	2.35	0.41
26:1H:469:G:O6	54:P8:37:LYS:HE2	2.21	0.41
26:1H:654(S):G:HO2'	26:1H:654(T):A:P	2.44	0.41
26:1H:1263:U:H1'	53:N8:10:LYS:HG3	2.03	0.41
26:1H:1368:G:N2	26:1H:1369:G:C4	2.89	0.41
26:1H:1407:C:C2	26:1H:1596:A:C2	3.09	0.41
26:1H:1675:C:H2'	26:1H:1676:A:O4'	2.20	0.41
26:1H:1844:C:H5''	29:11:258:LYS:HG3	2.03	0.41
26:1H:1975:G:C6	26:1H:1976:U:N3	2.89	0.41
27:16:99:A:C6	27:16:100:G:C5	3.09	0.41
28:71:11:LEU:O	28:71:14:VAL:HG22	2.21	0.41
29:11:106:ILE:O	29:11:108:PRO:HD3	2.21	0.41
29:11:154:LYS:HB3	29:11:154:LYS:HE3	1.84	0.41
30:21:188:VAL:HA	30:21:189:PRO:HD3	1.85	0.41
31:31:24:LEU:HD21	31:31:114:VAL:HG12	2.03	0.41
31:31:116:ASP:O	31:31:119:ARG:HD3	2.21	0.41
34:61:77:LEU:H	34:61:77:LEU:HD12	1.85	0.41
36:68:71:ARG:HA	36:68:72:PRO:HD3	1.84	0.41
39:98:26:LYS:HE2	39:98:70:LEU:O	2.21	0.41

*Continued on next page...*

*Continued from previous page...*

Atom-1	Atom-2	Interatomic distance (Å)	Clash overlap (Å)
41:B8:102:ILE:O	41:B8:105:LEU:N	2.41	0.41
42:C8:79:PHE:CE1	42:C8:83:LEU:HD13	2.56	0.41
47:H8:108:PRO:HB2	47:H8:112:ARG:HA	2.03	0.41
48:I8:52:GLY:O	48:I8:59:LEU:HA	2.21	0.41
1:1G:159:G:H21	1:1G:162:A:H62	1.69	0.41
1:1G:739:C:HO2'	15:6A:42:HIS:CE1	2.32	0.41
1:1G:968:A:H8	1:1G:968:A:O5'	2.03	0.41
1:1G:1306:A:H2'	1:1G:1307:U:C6	2.55	0.41
1:1G:1312:G:C2'	1:1G:1313:U:H5'	2.51	0.41
3:22:73:PRO:O	3:22:76:VAL:HG22	2.21	0.41
4:32:166:LYS:HE2	4:32:179:GLU:HB2	2.02	0.41
6:52:44:GLY:HA2	6:52:59:TYR:CE2	2.56	0.41
10:1A:30:SER:HB3	10:1A:81:THR:HG22	2.03	0.41
11:2A:98:LEU:HA	11:2A:101:SER:HB3	2.03	0.41
13:4A:54:VAL:HA	13:4A:57:ARG:CG	2.51	0.41
19:AA:6:LYS:HA	19:AA:7:LYS:HA	1.84	0.41
19:AA:16:LEU:O	19:AA:20:LEU:HD13	2.21	0.41
20:BA:24:LEU:HD13	20:BA:24:LEU:HA	1.70	0.41
20:BA:59:ALA:HB3	20:BA:84:LEU:HD11	2.02	0.41
26:14:28:A:C2	26:14:513:A:C8	3.09	0.41
26:14:117:G:C6	26:14:119:A:C6	3.09	0.41
26:14:372:G:H5'	49:F5:66:HIS:NE2	2.36	0.41
26:14:541:C:H2'	26:14:542:C:C6	2.56	0.41
26:14:864:G:C2'	26:14:865:C:H5'	2.51	0.41
26:14:910:A:H2	26:14:2264:C:O2	2.04	0.41
26:14:1011:G:H1	26:14:1150:C:H42	1.69	0.41
26:14:1441:G:H2'	26:14:1442:G:H8	1.86	0.41
26:14:1973:G:H2'	26:14:1974:C:C6	2.55	0.41
26:14:2176:A:O2'	28:79:44:HIS:ND1	2.45	0.41
26:14:2271:G:H5''	48:E5:20:ARG:NE	2.36	0.41
30:29:105:THR:CG2	30:29:164:ARG:HE	2.31	0.41
31:39:89:VAL:HG12	31:39:90:PHE:H	1.85	0.41
31:39:156:LEU:HD21	31:39:163:VAL:HG12	2.03	0.41
34:69:81:VAL:HG12	34:69:143:SER:CB	2.51	0.41
38:45:57:HIS:CG	38:45:117:ALA:HB2	2.56	0.41
45:B5:63:LYS:H	45:B5:63:LYS:CE	2.28	0.41
46:C5:17:SER:O	46:C5:21:LYS:HB2	2.21	0.41
46:C5:45:VAL:HG12	46:C5:60:PHE:HD2	1.86	0.41
1:13:377:G:H5'	16:7I:5:ARG:HH12	1.85	0.40
1:13:451:A:N6	1:13:481:G:H5'	2.36	0.40
1:13:657:G:C2	1:13:658:G:C8	3.09	0.40

*Continued on next page...*

*Continued from previous page...*

Atom-1	Atom-2	Interatomic distance (Å)	Clash overlap (Å)
1:13:1521:G:H2'	1:13:1522:U:C6	2.56	0.40
3:2E:7:PRO:HG2	3:2E:184:TYR:CD2	2.56	0.40
3:2E:91:LEU:O	3:2E:95:THR:OG1	2.36	0.40
5:4E:147:ASP:HA	5:4E:150:ARG:NH1	2.35	0.40
6:5E:45:LEU:HD21	6:5E:57:GLN:OE1	2.21	0.40
8:7E:12:ARG:HD2	8:7E:12:ARG:HH11	1.76	0.40
8:7E:43:GLY:O	8:7E:64:LYS:NZ	2.43	0.40
8:7E:127:LEU:HD23	8:7E:127:LEU:N	2.36	0.40
10:1I:45:ARG:HH11	14:5I:36:PHE:HE2	1.68	0.40
13:4I:3:ARG:CB	13:4I:9:ILE:HG12	2.51	0.40
13:4I:34:LEU:HD23	13:4I:39:ILE:HB	2.02	0.40
19:AI:37:ARG:H	19:AI:37:ARG:HG3	1.42	0.40
24:3K:72:C:C2'	24:3K:73:A:H5''	2.51	0.40
26:1H:55:G:N3	26:1H:56:A:C8	2.89	0.40
26:1H:270(V):G:H2'	26:1H:270(W):G:H8	1.86	0.40
26:1H:274:G:N3	26:1H:276:A:N1	2.68	0.40
26:1H:714:U:O2	26:1H:716:A:C8	2.73	0.40
26:1H:988:A:H3'	51:L8:11:SER:OG	2.21	0.40
26:1H:1332:G:H8	26:1H:1332:G:H2'	1.78	0.40
26:1H:1516:U:H2'	26:1H:1517:G:H8	1.85	0.40
26:1H:1523:U:C2	26:1H:1524:G:C8	3.08	0.40
26:1H:1786:A:C2	26:1H:2606:C:H1'	2.56	0.40
26:1H:2248:C:C5	26:1H:2249:U:C4	3.09	0.40
26:1H:2287:A:N3	26:1H:2289:G:C8	2.88	0.40
29:11:61:LEU:HD13	29:11:61:LEU:HA	1.83	0.40
29:11:123:ALA:HA	29:11:124:PRO:HD2	1.83	0.40
29:11:263:ARG:HH11	29:11:263:ARG:HG3	1.84	0.40
31:31:177:ALA:HB1	31:31:178:PRO:HD2	2.02	0.40
33:51:6:ARG:HH11	33:51:54:ARG:HH22	1.67	0.40
34:61:95:LYS:HB3	34:61:95:LYS:HE3	1.46	0.40
38:88:21:THR:HB	38:88:22:LYS:HB2	2.02	0.40
39:98:45:ARG:HB3	39:98:46:GLY:H	1.66	0.40
45:F8:89:ILE:O	45:F8:93:GLU:HG2	2.21	0.40
48:I8:21:LEU:HD23	48:I8:21:LEU:HA	1.72	0.40
55:Q8:7:HIS:CG	55:Q8:61:LEU:HD13	2.56	0.40
1:1G:227:G:H2'	1:1G:228:A:O4'	2.20	0.40
1:1G:291:C:H42	1:1G:309:G:H1	1.69	0.40
1:1G:575:G:O2'	1:1G:821:G:H5'	2.20	0.40
1:1G:872:A:C4	1:1G:874:G:N7	2.89	0.40
1:1G:1038:C:C5	1:1G:1039:C:C4	3.09	0.40
17:8A:50:LYS:HA	17:8A:50:LYS:HD2	1.90	0.40

*Continued on next page...*

*Continued from previous page...*

Atom-1	Atom-2	Interatomic distance (Å)	Clash overlap (Å)
56:1L:23:A:H2'	56:1L:24:G:H8	1.85	0.40
23:2L:3:C:H5'	26:14:2255:G:O2'	2.21	0.40
26:14:221:A:C4	26:14:266:G:N7	2.89	0.40
26:14:516:C:H6	26:14:516:C:O5'	2.04	0.40
26:14:780:G:H21	26:14:783:A:N6	2.17	0.40
26:14:866:A:C6	26:14:914:C:C5	3.09	0.40
26:14:1085:A:H4'	26:14:1086:A:OP1	2.21	0.40
26:14:1141:U:P	35:15:25:ARG:HH21	2.44	0.40
26:14:1651:G:H2'	26:14:1652:A:O4'	2.21	0.40
26:14:1805:U:H2'	26:14:1806:C:H6	1.86	0.40
26:14:1948:G:C2'	26:14:1949:G:H5'	2.51	0.40
26:14:2058:A:N7	61:14:3583:HOH:O	2.37	0.40
26:14:2106:G:C2	26:14:2184:G:C2	3.10	0.40
27:1J:75:G:O3'	47:D5:10:ARG:NH1	2.46	0.40
28:79:5:LYS:CA	28:79:8:ARG:HG2	2.51	0.40
33:59:3:ARG:O	33:59:6:ARG:NE	2.54	0.40
33:59:11:VAL:HG13	33:59:69:ARG:HH12	1.85	0.40
37:35:27:HIS:HB3	37:35:32:THR:CG2	2.51	0.40
40:65:19:LYS:HE2	40:65:19:LYS:HB2	1.92	0.40
43:95:58:VAL:HG12	43:95:98:GLU:HB2	2.03	0.40
43:95:94:LEU:HA	43:95:94:LEU:HD23	1.73	0.40
45:B5:50:LYS:HA	45:B5:50:LYS:HD2	1.85	0.40
45:B5:84:ALA:O	45:B5:87:GLN:HB2	2.22	0.40
46:C5:8:LYS:HZ1	46:C5:95:LYS:HD3	1.85	0.40
47:D5:19:ARG:HH11	47:D5:84:GLU:HB2	1.86	0.40
54:L5:10:ARG:O	54:L5:14:LYS:HG3	2.21	0.40
1:13:389:A:H2'	1:13:390:C:C5'	2.50	0.40
1:13:581:G:C2	1:13:582:U:C5	3.10	0.40
1:13:627:G:H2'	1:13:628:G:H8	1.87	0.40
1:13:1081:G:H2'	1:13:1082:G:C8	2.48	0.40
2:1E:21:ARG:O	2:1E:23:ARG:N	2.54	0.40
5:4E:26:PHE:N	5:4E:26:PHE:HD1	2.18	0.40
5:4E:64:ARG:HD2	5:4E:64:ARG:H	1.86	0.40
6:5E:99:ALA:HB3	18:9I:29:PHE:CE1	2.55	0.40
11:2I:54:ARG:HA	11:2I:57:THR:HG23	2.03	0.40
13:4I:31:LYS:HD2	13:4I:31:LYS:H	1.86	0.40
13:4I:84:ILE:HG23	13:4I:86:CYS:HB3	2.03	0.40
26:1H:270(M):U:OP1	26:1H:270(N):G:N2	2.54	0.40
26:1H:285:C:H2'	26:1H:286:C:H6	1.85	0.40
26:1H:389:G:H8	26:1H:389:G:O5'	2.04	0.40
26:1H:432:A:C5	26:1H:433:C:C5	3.10	0.40

*Continued on next page...*

*Continued from previous page...*

Atom-1	Atom-2	Interatomic distance (Å)	Clash overlap (Å)
26:1H:760:G:H5'	61:1H:3776:HOH:O	2.20	0.40
26:1H:1047:G:H2'	26:1H:1110:G:C6	2.56	0.40
26:1H:1276:A:C2	26:1H:1277:G:C5	3.10	0.40
29:11:65:ILE:HG21	29:11:65:ILE:HD13	1.69	0.40
29:11:174:ILE:HD12	29:11:174:ILE:N	2.35	0.40
29:11:206:LEU:HA	29:11:211:ARG:HD3	2.03	0.40
31:31:32:LEU:HD22	31:31:32:LEU:HA	1.81	0.40
31:31:185:ASP:HA	31:31:188:ARG:CD	2.45	0.40
32:41:103:LEU:CD2	32:41:178:PHE:HZ	2.34	0.40
34:61:77:LEU:CD1	34:61:140:LEU:HB3	2.49	0.40
36:68:75:SER:OG	41:B8:74:ARG:NH2	2.54	0.40
40:A8:18:ILE:CD1	40:A8:88:ASP:HA	2.50	0.40
42:C8:110:VAL:O	42:C8:113:ALA:HB3	2.22	0.40
49:J8:83:GLU:C	49:J8:85:LEU:H	2.24	0.40
1:1G:444:C:H2'	1:1G:445:G:C8	2.56	0.40
1:1G:676:A:H1'	11:2A:115:PRO:HB3	2.03	0.40
1:1G:739:C:O2'	15:6A:42:HIS:ND1	2.38	0.40
1:1G:814:A:N7	1:1G:816:A:C4	2.89	0.40
1:1G:976:G:H5'	1:1G:1358:U:O2'	2.21	0.40
1:1G:1207:G:C6	1:1G:1208:C:C4	3.10	0.40
1:1G:1264:C:O5'	1:1G:1264:C:H6	2.04	0.40
3:22:14:ILE:HG12	3:22:15:THR:H	1.86	0.40
4:32:39:PRO:HA	4:32:40:PRO:HD3	1.90	0.40
4:32:58:LEU:HD13	4:32:62:GLN:HG3	2.03	0.40
9:82:16:ARG:NH2	9:82:66:ARG:HH21	2.19	0.40
9:82:42:ARG:HE	9:82:42:ARG:HB2	1.32	0.40
9:82:105:ASP:OD1	9:82:107:ARG:HD3	2.20	0.40
13:4A:84:ILE:O	13:4A:84:ILE:HG22	2.21	0.40
18:9A:29:PHE:HD1	18:9A:29:PHE:H	1.69	0.40
23:2L:51:U:O5'	23:2L:51:U:H6	2.04	0.40
25:4L:7:G:H2'	25:4L:8:A:O4'	2.22	0.40
26:14:1144:G:C6	26:14:1145:C:N4	2.89	0.40
26:14:1153:C:N4	26:14:1154:G:N1	2.68	0.40
26:14:1332:G:N2	26:14:1609:A:H2'	2.35	0.40
26:14:2077:A:H2'	26:14:2078:C:H6	1.86	0.40
26:14:2228:G:C6	26:14:2229:C:C4	3.09	0.40
26:14:2352:A:C2	48:E5:33:ALA:HB1	2.56	0.40
26:14:2795:G:O2'	26:14:2798:C:N4	2.46	0.40
29:19:8:PRO:HB3	29:19:14:ARG:HB3	2.03	0.40
31:39:93:LYS:HA	31:39:93:LYS:HD2	1.85	0.40
33:59:8:PRO:O	33:59:52:VAL:HB	2.21	0.40

*Continued on next page...*

*Continued from previous page...*

Atom-1	Atom-2	Interatomic distance (Å)	Clash overlap (Å)
34:69:81:VAL:H	34:69:143:SER:CB	2.25	0.40
34:69:144:VAL:O	34:69:144:VAL:HG23	2.21	0.40
43:95:46:VAL:HG23	43:95:52:VAL:HG11	2.02	0.40
46:C5:54:LYS:C	46:C5:55:TYR:CG	2.93	0.40
47:D5:52:SER:O	47:D5:53:ILE:HG12	2.20	0.40
1:13:201:C:N4	1:13:216:G:H22	2.19	0.40
1:13:271:C:H2'	1:13:272:C:C6	2.54	0.40
1:13:457:C:C2	1:13:476:G:N2	2.89	0.40
1:13:980:C:H2'	1:13:981:U:O4'	2.20	0.40
1:13:1219:U:H2'	1:13:1220:G:O4'	2.22	0.40
10:1I:54:PHE:HB3	10:1I:55:LYS:H	1.68	0.40
16:7I:36:ILE:O	16:7I:36:ILE:HG13	2.20	0.40
22:1K:69:A:HO2'	22:1K:70:C:H6	1.65	0.40
26:1H:106:C:H2'	26:1H:107:C:C6	2.57	0.40
26:1H:252:G:O2'	26:1H:253:C:H5'	2.21	0.40
26:1H:270(M):U:C2'	26:1H:270(N):G:H5''	2.52	0.40
26:1H:456:C:H3'	45:F8:68:ARG:NH2	2.35	0.40
26:1H:654(S):G:H2'	26:1H:654(S):G:OP2	2.21	0.40
26:1H:1321:A:H2'	26:1H:1322:A:O4'	2.21	0.40
26:1H:1496:A:O3'	26:1H:1497:U:H6	2.04	0.40
26:1H:1564:C:O2'	26:1H:1565:C:H5'	2.21	0.40
26:1H:1797:C:H4'	29:11:257:LEU:O	2.21	0.40
32:41:11:TYR:CE2	32:41:16:ARG:HD2	2.56	0.40
36:68:122:LEU:HD23	36:68:122:LEU:HA	1.86	0.40
43:D8:33:VAL:O	43:D8:58:VAL:HA	2.21	0.40
45:F8:68:ARG:HG2	45:F8:68:ARG:O	2.21	0.40
47:H8:93:ASP:HA	47:H8:130:PRO:HG2	2.03	0.40
48:I8:36:ILE:HD13	48:I8:36:ILE:C	2.42	0.40
49:J8:73:LEU:HD13	49:J8:90:ILE:HB	2.04	0.40
1:1G:625:G:C6	1:1G:626:U:C4	3.09	0.40
1:1G:802:A:H3'	1:1G:803:G:H8	1.87	0.40
1:1G:947:G:C6	1:1G:948:C:C4	3.10	0.40
1:1G:1123:A:H4'	10:1A:37:PRO:HD2	2.03	0.40
1:1G:1251:A:H2'	1:1G:1252:A:C8	2.57	0.40
3:22:36:ASP:HA	3:22:39:ILE:CD1	2.51	0.40
3:22:150:LYS:HE3	3:22:201:TYR:CD1	2.56	0.40
3:22:151:VAL:HA	3:22:199:LYS:O	2.22	0.40
4:32:15:GLU:OE1	4:32:59:ARG:NE	2.49	0.40
4:32:105:VAL:HG13	4:32:110:PHE:HB2	2.03	0.40
21:1B:9:ARG:O	21:1B:13:ILE:HG13	2.21	0.40
56:1L:7:U:O2'	56:1L:8:U:H5'	2.21	0.40

*Continued on next page...*

*Continued from previous page...*

Atom-1	Atom-2	Interatomic distance (Å)	Clash overlap (Å)
57:3L:72:C:H3'	57:3L:73:A:H5''	2.03	0.40
25:4L:9:G:H2'	25:4L:10:G:C8	2.56	0.40
26:14:241:A:H5'	26:14:243:U:O4'	2.22	0.40
26:14:414:C:H4'	26:14:1879:C:O2	2.21	0.40
26:14:669:G:N3	26:14:669:G:C2'	2.84	0.40
26:14:800:A:H8	26:14:800:A:OP1	2.04	0.40
26:14:805:G:H4'	37:35:38:GLN:HB2	2.02	0.40
26:14:901:A:H2'	26:14:901:A:N3	2.37	0.40
26:14:986:C:C2'	26:14:987:G:H5'	2.51	0.40
26:14:1003:G:O2'	26:14:1010:A:N1	2.35	0.40
26:14:1419:A:N7	26:14:1421:G:C6	2.90	0.40
26:14:2506:U:H4'	26:14:2507:C:OP1	2.21	0.40
29:19:147:LEU:HD23	29:19:155:LEU:HD13	2.04	0.40
30:29:7:VAL:HG12	30:29:193:GLY:HA2	2.04	0.40
30:29:79:ARG:N	30:29:79:ARG:HD2	2.36	0.40
37:35:30:THR:HG21	37:35:35:HIS:H	1.87	0.40
37:35:52:GLU:CD	37:35:52:GLU:H	2.25	0.40
37:35:76:LYS:NZ	37:35:76:LYS:HB3	2.36	0.40
38:45:135:ASP:HB2	47:D5:81:ARG:HH22	1.85	0.40
40:65:35:ILE:HG12	40:65:101:LEU:HD23	2.02	0.40
41:75:50:ILE:HD13	41:75:50:ILE:HA	1.75	0.40
42:85:76:TYR:CE2	42:85:80:ILE:HG13	2.56	0.40
43:95:37:VAL:CG2	43:95:57:VAL:HG13	2.51	0.40
47:D5:55:HIS:ND1	47:D5:56:VAL:HG12	2.37	0.40
1:13:316:G:C2'	1:13:317:G:H5'	2.51	0.40
1:13:403:C:OP2	4:3E:74:GLN:NE2	2.52	0.40
1:13:454:C:H3'	1:13:455:C:H6	1.87	0.40
1:13:598:U:H4'	8:7E:94:TYR:CD2	2.56	0.40
1:13:652:U:HO2'	1:13:653:A:P	2.44	0.40
1:13:1127:G:H1'	1:13:1148:U:H3	1.86	0.40
1:13:1358:U:OP1	14:5I:35:ARG:HB2	2.22	0.40
6:5E:16:GLN:HG2	6:5E:17:SER:H	1.87	0.40
11:2I:33:THR:HG22	11:2I:39:PRO:HA	2.04	0.40
15:6I:81:LEU:O	15:6I:85:LEU:HB2	2.21	0.40
17:8I:13:ASP:OD2	17:8I:53:LEU:HD13	2.21	0.40
19:AI:6:LYS:HE2	19:AI:6:LYS:HB3	1.59	0.40
20:BI:46:GLU:HB3	20:BI:48:LYS:HZ3	1.86	0.40
20:BI:53:LEU:HG	20:BI:102:GLY:HA3	2.03	0.40
26:1H:71:A:H2	45:F8:31:HIS:NE2	2.05	0.40
26:1H:270(L):U:H3'	26:1H:270(L):U:C6	2.57	0.40
26:1H:399:G:H2'	26:1H:400:G:O4'	2.21	0.40

*Continued on next page...*

*Continued from previous page...*

Atom-1	Atom-2	Interatomic distance (Å)	Clash overlap (Å)
26:1H:613:U:O2	26:1H:613:U:O4'	2.38	0.40
26:1H:850:C:O3'	51:L8:49:LYS:HE2	2.21	0.40
26:1H:2296:U:O2	26:1H:2333:A:N3	2.55	0.40
28:71:22:ILE:CD1	28:71:189:ILE:HG22	2.52	0.40
29:11:35:LYS:NZ	29:11:35:LYS:HB3	2.27	0.40
29:11:233:HIS:HB3	61:11:406:HOH:O	2.20	0.40
33:51:69:ARG:HG3	33:51:70:THR:N	2.36	0.40
37:78:78:PRO:HB3	37:78:111:ARG:NH2	2.36	0.40
38:88:66:ILE:CG1	38:88:67:ARG:H	2.35	0.40
47:H8:26:GLY:HA2	47:H8:85:HIS:CD2	2.57	0.40
49:J8:78:LYS:HD3	49:J8:78:LYS:N	2.37	0.40
53:N8:36:CYS:SG	53:N8:37:LYS:N	2.94	0.40
1:1G:998:G:N2	1:1G:1043:C:C2	2.90	0.40
1:1G:1208:C:H2'	1:1G:1209:C:C6	2.55	0.40
1:1G:1298:C:H41	7:62:114:ARG:HB3	1.86	0.40
2:12:130:ARG:HB3	2:12:130:ARG:HE	1.53	0.40
2:12:189:ASP:OD1	2:12:189:ASP:N	2.54	0.40
12:3A:102:ARG:HB3	12:3A:108:ALA:O	2.21	0.40
15:6A:79:ARG:HA	15:6A:82:ILE:HG12	2.03	0.40
23:2L:59:A:H4'	23:2L:60:A:OP1	2.22	0.40
26:14:176:G:O2'	26:14:177:G:H5'	2.21	0.40
26:14:270(K):C:H2'	26:14:270(L):U:H2'	2.02	0.40
26:14:273(C):C:N4	26:14:363(C):G:H1	2.17	0.40
26:14:329:G:P	46:C5:71:LYS:HE3	2.61	0.40
26:14:870:A:OP1	38:45:6:ARG:NE	2.36	0.40
26:14:993:G:C6	26:14:994:C:N4	2.90	0.40
26:14:1342:A:C2	26:14:1397:U:C2	3.09	0.40
26:14:1411:C:H2'	26:14:1412:A:C8	2.56	0.40
26:14:1636:C:O2	26:14:1760:A:H2	2.04	0.40
26:14:1654:A:H1'	26:14:2823:A:H5'	2.04	0.40
26:14:1688:U:O2	26:14:1700:A:H5'	2.21	0.40
26:14:2321:G:N3	26:14:2321:G:H2'	2.36	0.40
26:14:2532:G:O2'	26:14:2657:A:N1	2.54	0.40
30:29:37:ARG:HA	30:29:41:LYS:HE3	2.03	0.40
31:39:6:VAL:HB	31:39:124:LEU:HA	2.03	0.40
31:39:135:LYS:HB3	31:39:138:GLU:HG3	2.03	0.40
45:B5:49:VAL:HG12	45:B5:87:GLN:HG2	2.03	0.40
49:F5:4:VAL:HG11	49:F5:11:ARG:NH2	2.35	0.40
49:F5:85:LEU:CA	49:F5:87:PRO:HD2	2.49	0.40
49:F5:87:PRO:O	49:F5:91:LYS:N	2.50	0.40
55:M5:28:GLY:O	55:M5:36:LYS:NZ	2.42	0.40

*Continued on next page...*



*Continued from previous page...*

Atom-1	Atom-2	Interatomic distance (Å)	Clash overlap (Å)
1:13:197:A:N3	1:13:198:G:H1'	2.36	0.40
1:13:337:C:H2'	1:13:338:A:C8	2.56	0.40
1:13:377:G:H5'	16:7I:5:ARG:NH1	2.36	0.40
1:13:575:G:C5	1:13:881:G:C2	3.09	0.40
1:13:669:U:H2'	1:13:670:G:C8	2.57	0.40
1:13:1250:A:C2	1:13:1370:G:H1'	2.57	0.40
1:13:1287:A:H2'	1:13:1288:A:C8	2.57	0.40
1:13:1342:C:O2'	9:8E:124:GLN:HG3	2.22	0.40
1:13:1440:C:O2'	1:13:1442:G:N2	2.55	0.40
4:3E:43:HIS:ND1	4:3E:46:LYS:HE3	2.36	0.40
7:6E:22:LEU:HD23	7:6E:22:LEU:HA	1.90	0.40
11:2I:109:VAL:HA	18:9I:85:LEU:O	2.21	0.40
11:2I:109:VAL:HG12	18:9I:84:LYS:HB2	2.03	0.40
12:3I:6:THR:OG1	12:3I:9:GLN:HG3	2.21	0.40
14:5I:24:CYS:HB2	14:5I:40:CYS:HB3	2.04	0.40
23:2K:17:C:H4'	23:2K:18:U:OP2	2.21	0.40
23:2K:35:C:H5''	23:2K:36:A:OP2	2.21	0.40
23:2K:76:C:H3'	23:2K:77:A:H3'	2.04	0.40
26:1H:17:G:H2'	26:1H:18:C:C6	2.57	0.40
26:1H:67:U:H1'	26:1H:88:G:N2	2.37	0.40
26:1H:588:U:C2	31:31:90:PHE:CE1	3.10	0.40
26:1H:1014:U:O2'	26:1H:1015:G:H5'	2.22	0.40
26:1H:1035:U:H2'	26:1H:1036:G:C8	2.56	0.40
26:1H:1465:G:C5	26:1H:1466:G:N7	2.90	0.40
26:1H:1534:G:O2'	26:1H:1535:U:O4'	2.34	0.40
26:1H:2135:A:N6	26:1H:2136:C:C2	2.89	0.40
26:1H:2378:A:C5	26:1H:2379:G:H1'	2.56	0.40
27:16:3:C:H2'	27:16:4:C:H6	1.86	0.40
28:7I:46:LYS:C	28:7I:47:LEU:HD23	2.42	0.40
29:11:30:GLU:HG3	29:11:63:ARG:NH2	2.37	0.40
29:11:130:ALA:C	29:11:131:LEU:HD12	2.41	0.40
31:31:64:ILE:HD13	31:31:64:ILE:HA	1.66	0.40
32:4I:41:GLN:HB3	32:4I:43:LEU:HD13	2.04	0.40
33:5I:74:ASN:O	33:5I:77:LYS:HG3	2.22	0.40
35:58:103:VAL:O	35:58:106:MET:N	2.47	0.40
37:78:79:ARG:HD2	37:78:110:TYR:CE1	2.57	0.40
49:J8:85:LEU:HD12	49:J8:88:LYS:HB2	2.02	0.40
51:L8:17:LYS:O	51:L8:20:LYS:N	2.54	0.40
1:1G:35:G:C2	1:1G:550:G:N3	2.90	0.40
1:1G:76:G:C6	1:1G:77:C:C4	3.09	0.40
1:1G:391:G:C6	1:1G:392:G:C5	3.09	0.40

*Continued on next page...*

*Continued from previous page...*

Atom-1	Atom-2	Interatomic distance (Å)	Clash overlap (Å)
1:1G:535:A:H5''	61:1G:1705:HOH:O	2.22	0.40
1:1G:620:C:H2'	1:1G:621:A:O4'	2.21	0.40
1:1G:1077:G:N1	1:1G:1081:G:C6	2.89	0.40
1:1G:1177:G:O2'	1:1G:1178:G:C8	2.73	0.40
1:1G:1272:G:H2'	1:1G:1273:G:O4'	2.20	0.40
1:1G:1300:G:C6	1:1G:1334:G:C5	3.09	0.40
1:1G:1411:C:H2'	1:1G:1412:C:C6	2.56	0.40
3:22:172:ARG:HB3	3:22:172:ARG:NH1	2.37	0.40
4:32:4:TYR:HD1	4:32:6:GLY:H	1.68	0.40
4:32:8:VAL:HG22	4:32:115:ARG:HH12	1.87	0.40
4:32:200:GLU:O	4:32:204:ILE:HG23	2.22	0.40
7:62:25:ALA:O	7:62:28:ASN:N	2.54	0.40
7:62:51:GLN:CG	7:62:58:PRO:HD3	2.52	0.40
9:82:10:ARG:HA	9:82:104:ARG:NH1	2.37	0.40
9:82:53:VAL:HG11	9:82:92:TYR:CE1	2.57	0.40
11:2A:41:THR:OG1	11:2A:42:TRP:N	2.53	0.40
13:4A:84:ILE:C	13:4A:86:CYS:H	2.25	0.40
17:8A:11:VAL:HG23	17:8A:20:THR:HB	2.04	0.40
17:8A:29:HIS:HA	17:8A:30:PRO:HD2	1.83	0.40
17:8A:43:LEU:HD12	17:8A:68:ARG:HG2	2.03	0.40
18:9A:38:GLU:H	18:9A:38:GLU:CD	2.25	0.40
56:1L:73:A:N3	56:1L:73:A:H5''	2.37	0.40
57:3L:18:G:H2'	57:3L:57:G:N2	2.23	0.40
26:14:39:C:H2'	26:14:40:C:C6	2.56	0.40
26:14:116:C:H2'	26:14:117:G:O4'	2.21	0.40
26:14:438:G:H2'	26:14:439:G:C8	2.56	0.40
26:14:468:G:C2	26:14:469:G:H1'	2.56	0.40
26:14:704:G:O2'	26:14:726:G:N1	2.46	0.40
26:14:861:A:H1'	26:14:917:A:N6	2.37	0.40
26:14:972:G:OP2	26:14:973:A:O2'	2.29	0.40
26:14:1339:G:H21	26:14:1603:A:H1'	1.87	0.40
26:14:1341:U:O4	45:B5:16:LYS:NZ	2.34	0.40
26:14:1488:G:C2	26:14:1502:C:C2	3.09	0.40
26:14:2019:A:C5	26:14:2020:A:C8	3.09	0.40
26:14:2115:G:N2	26:14:2172:U:H3	2.20	0.40
26:14:2185:C:H2'	26:14:2186:G:H8	1.86	0.40
26:14:2439:A:HO2'	26:14:2440:C:P	2.44	0.40
28:79:15:ASP:HA	28:79:16:PRO:HD2	1.88	0.40
31:39:7:TYR:HA	31:39:124:LEU:O	2.20	0.40
31:39:24:LEU:HD22	31:39:25:PRO:HD3	2.03	0.40
32:49:52:ILE:HA	32:49:55:LYS:HE3	2.03	0.40

*Continued on next page...*

Continued from previous page...

Atom-1	Atom-2	Interatomic distance (Å)	Clash overlap (Å)
34:69:97:ILE:O	34:69:100:ALA:HB3	2.22	0.40
36:25:75:SER:OG	41:75:74:ARG:NH2	2.54	0.40
38:45:25:ASP:HB3	38:45:102:VAL:CB	2.50	0.40
38:45:97:VAL:HG21	38:45:103:MET:HE3	2.02	0.40
40:65:77:ALA:O	40:65:80:LEU:N	2.50	0.40
45:B5:36:LYS:HG3	45:B5:56:THR:CG2	2.52	0.40
46:C5:3:VAL:HG11	46:C5:32:PRO:O	2.21	0.40
46:C5:17:SER:HB2	46:C5:71:LYS:HE2	2.03	0.40
46:C5:77:PRO:O	46:C5:78:ALA:HB3	2.22	0.40
47:D5:131:ARG:H	47:D5:131:ARG:HG2	1.60	0.40

There are no symmetry-related clashes.

## 5.3 Torsion angles [i](#)

### 5.3.1 Protein backbone [i](#)

In the following table, the Percentiles column shows the percent Ramachandran outliers of the chain as a percentile score with respect to all X-ray entries followed by that with respect to entries of similar resolution.

The Analysed column shows the number of residues for which the backbone conformation was analysed, and the total number of residues.

Mol	Chain	Analysed	Favoured	Allowed	Outliers	Percentiles	
2	12	206/256 (80%)	168 (82%)	31 (15%)	7 (3%)	3	24
2	1E	227/256 (89%)	185 (82%)	39 (17%)	3 (1%)	12	47
3	22	192/239 (80%)	169 (88%)	22 (12%)	1 (0%)	29	67
3	2E	203/239 (85%)	185 (91%)	18 (9%)	0	100	100
4	32	206/209 (99%)	183 (89%)	22 (11%)	1 (0%)	29	67
4	3E	205/209 (98%)	188 (92%)	14 (7%)	3 (2%)	10	44
5	42	146/162 (90%)	136 (93%)	9 (6%)	1 (1%)	22	61
5	4E	147/162 (91%)	139 (95%)	7 (5%)	1 (1%)	22	61
6	52	99/101 (98%)	95 (96%)	4 (4%)	0	100	100
6	5E	98/101 (97%)	91 (93%)	7 (7%)	0	100	100
7	62	134/156 (86%)	123 (92%)	10 (8%)	1 (1%)	22	61
7	6E	152/156 (97%)	144 (95%)	8 (5%)	0	100	100

Continued on next page...

*Continued from previous page...*

Mol	Chain	Analysed	Favoured	Allowed	Outliers	Percentiles	
8	72	135/138 (98%)	125 (93%)	9 (7%)	1 (1%)	22	61
8	7E	136/138 (99%)	126 (93%)	9 (7%)	1 (1%)	22	61
9	82	119/128 (93%)	107 (90%)	11 (9%)	1 (1%)	19	58
9	8E	124/128 (97%)	104 (84%)	19 (15%)	1 (1%)	19	58
10	1A	76/105 (72%)	70 (92%)	6 (8%)	0	100	100
10	1I	89/105 (85%)	83 (93%)	6 (7%)	0	100	100
11	2A	111/129 (86%)	102 (92%)	7 (6%)	2 (2%)	8	41
11	2I	109/129 (84%)	98 (90%)	10 (9%)	1 (1%)	17	56
12	3A	120/132 (91%)	102 (85%)	13 (11%)	5 (4%)	3	20
12	3I	120/132 (91%)	106 (88%)	13 (11%)	1 (1%)	19	58
13	4A	109/126 (86%)	95 (87%)	13 (12%)	1 (1%)	17	56
13	4I	117/126 (93%)	97 (83%)	19 (16%)	1 (1%)	17	56
14	5A	57/61 (93%)	48 (84%)	8 (14%)	1 (2%)	8	41
14	5I	58/61 (95%)	48 (83%)	8 (14%)	2 (3%)	3	24
15	6A	86/89 (97%)	76 (88%)	10 (12%)	0	100	100
15	6I	85/89 (96%)	80 (94%)	5 (6%)	0	100	100
16	7A	82/88 (93%)	74 (90%)	8 (10%)	0	100	100
16	7I	81/88 (92%)	78 (96%)	3 (4%)	0	100	100
17	8A	97/105 (92%)	90 (93%)	7 (7%)	0	100	100
17	8I	98/105 (93%)	91 (93%)	7 (7%)	0	100	100
18	9A	65/88 (74%)	62 (95%)	2 (3%)	1 (2%)	10	44
18	9I	66/88 (75%)	62 (94%)	3 (4%)	1 (2%)	10	44
19	AA	56/93 (60%)	49 (88%)	5 (9%)	2 (4%)	3	23
19	AI	79/93 (85%)	67 (85%)	10 (13%)	2 (2%)	5	32
20	BA	97/106 (92%)	80 (82%)	15 (16%)	2 (2%)	7	37
20	BI	95/106 (90%)	80 (84%)	15 (16%)	0	100	100
21	1B	20/27 (74%)	19 (95%)	1 (5%)	0	100	100
21	1F	21/27 (78%)	20 (95%)	1 (5%)	0	100	100
28	71	129/229 (56%)	119 (92%)	10 (8%)	0	100	100
28	79	45/229 (20%)	41 (91%)	4 (9%)	0	100	100
29	11	271/276 (98%)	243 (90%)	17 (6%)	11 (4%)	3	21

*Continued on next page...*

*Continued from previous page...*

Mol	Chain	Analysed	Favoured	Allowed	Outliers	Percentiles	
29	19	272/276 (99%)	241 (89%)	25 (9%)	6 (2%)	6	35
30	21	201/206 (98%)	157 (78%)	36 (18%)	8 (4%)	3	21
30	29	202/206 (98%)	157 (78%)	37 (18%)	8 (4%)	3	21
31	31	200/210 (95%)	175 (88%)	25 (12%)	0	100	100
31	39	202/210 (96%)	157 (78%)	36 (18%)	9 (4%)	2	18
32	41	177/182 (97%)	155 (88%)	19 (11%)	3 (2%)	9	42
32	49	177/182 (97%)	153 (86%)	22 (12%)	2 (1%)	14	51
33	51	169/180 (94%)	135 (80%)	24 (14%)	10 (6%)	1	12
33	59	67/180 (37%)	50 (75%)	14 (21%)	3 (4%)	2	18
34	61	144/148 (97%)	122 (85%)	20 (14%)	2 (1%)	11	46
34	69	143/148 (97%)	116 (81%)	26 (18%)	1 (1%)	22	61
35	15	136/140 (97%)	119 (88%)	16 (12%)	1 (1%)	22	61
35	58	136/140 (97%)	114 (84%)	19 (14%)	3 (2%)	6	35
36	25	120/122 (98%)	111 (92%)	9 (8%)	0	100	100
36	68	120/122 (98%)	113 (94%)	7 (6%)	0	100	100
37	35	145/150 (97%)	114 (79%)	29 (20%)	2 (1%)	11	46
37	78	145/150 (97%)	115 (79%)	25 (17%)	5 (3%)	3	24
38	45	136/141 (96%)	112 (82%)	21 (15%)	3 (2%)	6	35
38	88	139/141 (99%)	114 (82%)	20 (14%)	5 (4%)	3	23
39	55	116/118 (98%)	109 (94%)	6 (5%)	1 (1%)	17	56
39	98	116/118 (98%)	101 (87%)	14 (12%)	1 (1%)	17	56
40	65	108/112 (96%)	86 (80%)	20 (18%)	2 (2%)	8	39
40	A8	109/112 (97%)	92 (84%)	14 (13%)	3 (3%)	5	29
41	75	131/146 (90%)	119 (91%)	12 (9%)	0	100	100
41	B8	131/146 (90%)	119 (91%)	12 (9%)	0	100	100
42	85	114/118 (97%)	101 (89%)	11 (10%)	2 (2%)	8	41
42	C8	113/118 (96%)	104 (92%)	6 (5%)	3 (3%)	5	30
43	95	98/101 (97%)	77 (79%)	14 (14%)	7 (7%)	1	8
43	D8	98/101 (97%)	87 (89%)	6 (6%)	5 (5%)	2	15
44	A5	111/113 (98%)	106 (96%)	4 (4%)	1 (1%)	17	56
44	E8	110/113 (97%)	101 (92%)	9 (8%)	0	100	100

*Continued on next page...*

Continued from previous page...

Mol	Chain	Analysed	Favoured	Allowed	Outliers	Percentiles	
45	B5	92/96 (96%)	85 (92%)	4 (4%)	3 (3%)	4	25
45	F8	93/96 (97%)	85 (91%)	7 (8%)	1 (1%)	14	51
46	C5	102/110 (93%)	75 (74%)	17 (17%)	10 (10%)	0	3
46	G8	103/110 (94%)	86 (84%)	13 (13%)	4 (4%)	3	22
47	D5	126/206 (61%)	100 (79%)	21 (17%)	5 (4%)	3	21
47	H8	169/206 (82%)	136 (80%)	25 (15%)	8 (5%)	2	17
48	E5	75/85 (88%)	66 (88%)	8 (11%)	1 (1%)	12	47
48	I8	74/85 (87%)	68 (92%)	6 (8%)	0	100	100
49	F5	92/98 (94%)	85 (92%)	6 (6%)	1 (1%)	14	51
49	J8	92/98 (94%)	83 (90%)	8 (9%)	1 (1%)	14	51
50	G5	64/72 (89%)	59 (92%)	3 (5%)	2 (3%)	4	26
50	K8	66/72 (92%)	58 (88%)	5 (8%)	3 (4%)	2	18
51	H5	56/60 (93%)	53 (95%)	3 (5%)	0	100	100
51	L8	56/60 (93%)	51 (91%)	5 (9%)	0	100	100
52	M8	45/71 (63%)	29 (64%)	15 (33%)	1 (2%)	6	35
53	J5	54/60 (90%)	50 (93%)	4 (7%)	0	100	100
53	N8	46/60 (77%)	43 (94%)	3 (6%)	0	100	100
54	L5	45/49 (92%)	43 (96%)	2 (4%)	0	100	100
54	P8	45/49 (92%)	39 (87%)	6 (13%)	0	100	100
55	M5	62/65 (95%)	52 (84%)	8 (13%)	2 (3%)	4	26
55	Q8	62/65 (95%)	50 (81%)	9 (14%)	3 (5%)	2	17
All	All	10973/12333 (89%)	9576 (87%)	1201 (11%)	196 (2%)	8	41

All (196) Ramachandran outliers are listed below:

Mol	Chain	Res	Type
14	5I	13	THR
18	9I	22	VAL
29	11	28	GLU
29	11	40	THR
29	11	237	GLU
30	21	83	ASP
45	F8	4	ALA
46	G8	81	LYS
47	H8	165	VAL

Continued on next page...

*Continued from previous page...*

<b>Mol</b>	<b>Chain</b>	<b>Res</b>	<b>Type</b>
50	K8	48	HIS
55	Q8	52	LYS
55	Q8	53	PRO
2	12	219	VAL
9	82	118	LYS
20	BA	73	HIS
29	19	273	ARG
30	29	25	VAL
31	39	28	ILE
31	39	84	VAL
38	45	27	VAL
39	55	107	ASP
43	95	44	LYS
43	95	45	THR
47	D5	53	ILE
48	E5	33	ALA
49	F5	30	VAL
50	G5	48	HIS
55	M5	49	VAL
2	1E	10	LEU
4	3E	90	GLY
8	7E	86	ILE
12	3I	48	PRO
29	11	273	ARG
30	21	78	LEU
33	51	10	PRO
33	51	157	TYR
37	78	25	SER
38	88	6	ARG
38	88	66	ILE
38	88	134	ARG
42	C8	89	GLU
46	G8	54	LYS
47	H8	60	GLU
11	2A	48	ILE
11	2A	101	SER
12	3A	18	VAL
12	3A	26	ALA
14	5A	29	ARG
19	AA	9	VAL
20	BA	49	ALA
29	19	46	GLN

*Continued on next page...*

*Continued from previous page...*

<b>Mol</b>	<b>Chain</b>	<b>Res</b>	<b>Type</b>
29	19	237	GLU
30	29	59	VAL
30	29	81	ILE
31	39	124	LEU
31	39	132	VAL
37	35	15	ARG
42	85	96	ALA
43	95	80	GLN
46	C5	29	GLU
2	1E	238	LEU
14	5I	14	PRO
30	21	118	LYS
33	51	84	SER
38	88	7	MET
39	98	11	ASN
42	C8	93	LYS
43	D8	45	THR
43	D8	48	GLY
30	29	51	PHE
31	39	26	ALA
31	39	149	ASP
31	39	167	ALA
38	45	78	PRO
46	C5	17	SER
46	C5	99	CYS
47	D5	161	VAL
4	3E	89	THR
29	11	3	VAL
29	11	122	ASP
30	21	56	PRO
30	21	60	ASN
32	41	97	ASP
33	51	137	ASP
33	51	138	LYS
33	51	154	PRO
33	51	169	VAL
34	61	145	VAL
35	58	128	HIS
35	58	135	PRO
37	78	6	LEU
40	A8	3	ARG
43	D8	38	LEU

*Continued on next page...*



*Continued from previous page...*

<b>Mol</b>	<b>Chain</b>	<b>Res</b>	<b>Type</b>
47	H8	6	LYS
47	H8	81	ARG
49	J8	93	GLU
52	M8	5	ILE
55	Q8	35	GLN
2	12	220	ASP
12	3A	19	ARG
29	19	274	ARG
30	29	9	VAL
31	39	25	PRO
32	49	47	LYS
33	59	73	ALA
34	69	111	PRO
37	35	35	HIS
40	65	87	PHE
40	65	111	GLU
44	A5	44	ALA
45	B5	22	ALA
46	C5	63	LYS
50	G5	47	ASN
55	M5	35	GLN
2	1E	237	ALA
4	3E	155	LEU
19	AI	7	LYS
19	AI	41	VAL
29	11	27	THR
30	21	55	ASN
32	41	5	VAL
32	41	96	ARG
33	51	83	TYR
33	51	85	LYS
34	61	133	HIS
35	58	97	ARG
40	A8	13	ARG
40	A8	88	ASP
42	C8	92	ARG
43	D8	49	THR
46	G8	76	CYS
47	H8	59	LEU
50	K8	43	GLN
50	K8	47	ASN
3	22	93	LYS

*Continued on next page...*

*Continued from previous page...*

<b>Mol</b>	<b>Chain</b>	<b>Res</b>	<b>Type</b>
5	42	60	TYR
7	62	147	ALA
30	29	26	ILE
35	15	128	HIS
45	B5	68	ARG
46	C5	20	TYR
46	C5	92	ASN
46	C5	94	LYS
9	8E	94	ALA
29	11	123	ALA
47	H8	61	LEU
2	12	49	GLU
8	72	73	ASP
12	3A	47	LYS
13	4A	84	ILE
30	29	77	ILE
43	95	71	LEU
47	D5	60	GLU
29	11	29	PRO
2	12	39	ILE
2	12	71	VAL
2	12	223	ILE
29	19	3	VAL
31	39	24	LEU
38	45	81	VAL
42	85	90	VAL
43	95	72	VAL
46	C5	85	VAL
11	2I	82	VAL
30	21	21	VAL
33	51	12	PRO
37	78	95	VAL
43	D8	47	VAL
47	H8	53	ILE
19	AA	67	VAL
32	49	5	VAL
45	B5	51	VAL
47	D5	165	VAL
29	11	35	LYS
29	11	240	ALA
37	78	7	ARG
38	88	78	PRO

*Continued on next page...*

*Continued from previous page...*

Mol	Chain	Res	Type
46	G8	53	PRO
47	H8	141	VAL
4	32	28	SER
18	9A	52	PRO
33	59	169	VAL
5	4E	115	VAL
37	78	47	ASP
2	12	81	VAL
12	3A	25	PRO
30	29	62	PRO
33	59	167	GLU
43	95	50	PRO
43	95	99	ILE
46	C5	3	VAL
46	C5	55	TYR
47	D5	158	PRO
13	4I	4	ILE
30	21	52	LEU
29	19	240	ALA

### 5.3.2 Protein sidechains [i](#)

In the following table, the Percentiles column shows the percent sidechain outliers of the chain as a percentile score with respect to all X-ray entries followed by that with respect to entries of similar resolution.

The Analysed column shows the number of residues for which the sidechain conformation was analysed, and the total number of residues.

Mol	Chain	Analysed	Rotameric	Outliers	Percentiles
2	12	182/220 (83%)	154 (85%)	28 (15%)	2   13
2	1E	200/220 (91%)	143 (72%)	57 (28%)	0   1
3	22	154/188 (82%)	123 (80%)	31 (20%)	1   6
3	2E	159/188 (85%)	124 (78%)	35 (22%)	1   5
4	32	180/181 (99%)	143 (79%)	37 (21%)	1   6
4	3E	180/181 (99%)	137 (76%)	43 (24%)	0   3
5	42	114/123 (93%)	91 (80%)	23 (20%)	1   6
5	4E	115/123 (94%)	98 (85%)	17 (15%)	3   14
6	52	90/90 (100%)	72 (80%)	18 (20%)	1   6

*Continued on next page...*

*Continued from previous page...*

Mol	Chain	Analysed	Rotameric	Outliers	Percentiles	
6	5E	90/90 (100%)	73 (81%)	17 (19%)	1	8
7	62	114/127 (90%)	95 (83%)	19 (17%)	2	10
7	6E	125/127 (98%)	101 (81%)	24 (19%)	1	8
8	72	118/119 (99%)	98 (83%)	20 (17%)	2	10
8	7E	119/119 (100%)	93 (78%)	26 (22%)	1	5
9	82	92/99 (93%)	71 (77%)	21 (23%)	1	4
9	8E	97/99 (98%)	77 (79%)	20 (21%)	1	6
10	1A	71/92 (77%)	51 (72%)	20 (28%)	0	1
10	1I	81/92 (88%)	65 (80%)	16 (20%)	1	7
11	2A	85/99 (86%)	70 (82%)	15 (18%)	2	9
11	2I	84/99 (85%)	61 (73%)	23 (27%)	0	1
12	3A	103/109 (94%)	81 (79%)	22 (21%)	1	5
12	3I	103/109 (94%)	87 (84%)	16 (16%)	2	12
13	4A	91/101 (90%)	70 (77%)	21 (23%)	1	3
13	4I	94/101 (93%)	75 (80%)	19 (20%)	1	6
14	5A	49/50 (98%)	41 (84%)	8 (16%)	2	11
14	5I	49/50 (98%)	38 (78%)	11 (22%)	1	4
15	6A	79/80 (99%)	67 (85%)	12 (15%)	3	13
15	6I	79/80 (99%)	62 (78%)	17 (22%)	1	5
16	7A	72/74 (97%)	52 (72%)	20 (28%)	0	1
16	7I	72/74 (97%)	51 (71%)	21 (29%)	0	1
17	8A	94/97 (97%)	79 (84%)	15 (16%)	2	11
17	8I	95/97 (98%)	79 (83%)	16 (17%)	2	10
18	9A	58/77 (75%)	42 (72%)	16 (28%)	0	1
18	9I	58/77 (75%)	44 (76%)	14 (24%)	0	3
19	AA	52/80 (65%)	40 (77%)	12 (23%)	1	3
19	AI	71/80 (89%)	58 (82%)	13 (18%)	1	8
20	BA	76/82 (93%)	63 (83%)	13 (17%)	2	10
20	BI	75/82 (92%)	59 (79%)	16 (21%)	1	5
21	1B	17/22 (77%)	16 (94%)	1 (6%)	19	54
21	1F	18/22 (82%)	17 (94%)	1 (6%)	21	57

*Continued on next page...*

Continued from previous page...

Mol	Chain	Analysed	Rotameric	Outliers	Percentiles	
28	71	109/181 (60%)	87 (80%)	22 (20%)	1	6
28	79	48/181 (26%)	38 (79%)	10 (21%)	1	6
29	11	214/218 (98%)	161 (75%)	53 (25%)	0	2
29	19	214/218 (98%)	169 (79%)	45 (21%)	1	6
30	21	165/166 (99%)	128 (78%)	37 (22%)	1	4
30	29	165/166 (99%)	126 (76%)	39 (24%)	1	3
31	31	161/166 (97%)	126 (78%)	35 (22%)	1	5
31	39	163/166 (98%)	130 (80%)	33 (20%)	1	6
32	41	153/156 (98%)	121 (79%)	32 (21%)	1	6
32	49	153/156 (98%)	125 (82%)	28 (18%)	1	8
33	51	142/148 (96%)	109 (77%)	33 (23%)	1	3
33	59	59/148 (40%)	50 (85%)	9 (15%)	2	13
34	61	122/124 (98%)	95 (78%)	27 (22%)	1	4
34	69	122/124 (98%)	88 (72%)	34 (28%)	0	1
35	15	117/119 (98%)	87 (74%)	30 (26%)	0	2
35	58	117/119 (98%)	90 (77%)	27 (23%)	1	3
36	25	100/100 (100%)	82 (82%)	18 (18%)	1	9
36	68	100/100 (100%)	85 (85%)	15 (15%)	3	14
37	35	114/116 (98%)	78 (68%)	36 (32%)	0	0
37	78	114/116 (98%)	80 (70%)	34 (30%)	0	1
38	45	109/111 (98%)	89 (82%)	20 (18%)	1	8
38	88	109/111 (98%)	87 (80%)	22 (20%)	1	6
39	55	101/101 (100%)	83 (82%)	18 (18%)	2	9
39	98	101/101 (100%)	76 (75%)	25 (25%)	0	2
40	65	87/88 (99%)	64 (74%)	23 (26%)	0	2
40	A8	87/88 (99%)	67 (77%)	20 (23%)	1	3
41	75	117/127 (92%)	91 (78%)	26 (22%)	1	4
41	B8	117/127 (92%)	87 (74%)	30 (26%)	0	2
42	85	93/94 (99%)	83 (89%)	10 (11%)	6	27
42	C8	92/94 (98%)	76 (83%)	16 (17%)	2	10
43	95	82/82 (100%)	61 (74%)	21 (26%)	0	2

Continued on next page...

Continued from previous page...

Mol	Chain	Analysed	Rotameric	Outliers	Percentiles	
43	D8	82/82 (100%)	59 (72%)	23 (28%)	0	1
44	A5	92/92 (100%)	73 (79%)	19 (21%)	1	6
44	E8	91/92 (99%)	65 (71%)	26 (29%)	0	1
45	B5	74/78 (95%)	52 (70%)	22 (30%)	0	1
45	F8	75/78 (96%)	64 (85%)	11 (15%)	3	14
46	C5	85/91 (93%)	60 (71%)	25 (29%)	0	1
46	G8	85/91 (93%)	70 (82%)	15 (18%)	2	9
47	D5	118/179 (66%)	93 (79%)	25 (21%)	1	5
47	H8	152/179 (85%)	113 (74%)	39 (26%)	0	2
48	E5	61/67 (91%)	53 (87%)	8 (13%)	4	19
48	I8	61/67 (91%)	51 (84%)	10 (16%)	2	11
49	F5	79/83 (95%)	61 (77%)	18 (23%)	1	4
49	J8	79/83 (95%)	60 (76%)	19 (24%)	0	3
50	G5	62/67 (92%)	47 (76%)	15 (24%)	0	2
50	K8	62/67 (92%)	44 (71%)	18 (29%)	0	1
51	H5	50/52 (96%)	40 (80%)	10 (20%)	1	6
51	L8	50/52 (96%)	38 (76%)	12 (24%)	0	3
52	M8	42/63 (67%)	31 (74%)	11 (26%)	0	2
53	J5	48/52 (92%)	39 (81%)	9 (19%)	1	8
53	N8	43/52 (83%)	34 (79%)	9 (21%)	1	6
54	L5	38/42 (90%)	33 (87%)	5 (13%)	4	19
54	P8	38/42 (90%)	34 (90%)	4 (10%)	7	28
55	M5	54/55 (98%)	44 (82%)	10 (18%)	1	8
55	Q8	54/55 (98%)	39 (72%)	15 (28%)	0	1
All	All	9277/10193 (91%)	7277 (78%)	2000 (22%)	1	5

All (2000) residues with a non-rotameric sidechain are listed below:

Mol	Chain	Res	Type
2	1E	8	LYS
2	1E	10	LEU
2	1E	17	PHE
2	1E	21	ARG
2	1E	23	ARG

Continued on next page...

*Continued from previous page...*

<b>Mol</b>	<b>Chain</b>	<b>Res</b>	<b>Type</b>
2	1E	24	TRP
2	1E	28	PHE
2	1E	32	ILE
2	1E	35	GLU
2	1E	41	ILE
2	1E	49	GLU
2	1E	51	LEU
2	1E	52	GLU
2	1E	55	PHE
2	1E	67	THR
2	1E	69	LEU
2	1E	71	VAL
2	1E	79	ASP
2	1E	83	MET
2	1E	86	GLU
2	1E	87	ARG
2	1E	93	VAL
2	1E	95	GLN
2	1E	96	ARG
2	1E	108	ILE
2	1E	111	ARG
2	1E	115	LEU
2	1E	118	LEU
2	1E	122	PHE
2	1E	129	GLU
2	1E	143	GLU
2	1E	144	ARG
2	1E	155	LEU
2	1E	160	ASP
2	1E	162	ILE
2	1E	163	PHE
2	1E	172	ILE
2	1E	178	ARG
2	1E	184	VAL
2	1E	185	ILE
2	1E	190	THR
2	1E	195	ASP
2	1E	197	VAL
2	1E	198	ASP
2	1E	200	ILE
2	1E	208	ILE
2	1E	209	ARG

*Continued on next page...*

*Continued from previous page...*

<b>Mol</b>	<b>Chain</b>	<b>Res</b>	<b>Type</b>
2	1E	210	SER
2	1E	212	GLN
2	1E	214	ILE
2	1E	217	ARG
2	1E	222	ILE
2	1E	224	GLN
2	1E	226	ARG
2	1E	230	VAL
2	1E	231	GLU
2	1E	236	TYR
3	2E	3	ASN
3	2E	5	ILE
3	2E	16	ARG
3	2E	18	TRP
3	2E	27	LYS
3	2E	29	TYR
3	2E	30	ARG
3	2E	32	LEU
3	2E	36	ASP
3	2E	42	LEU
3	2E	48	TYR
3	2E	52	LEU
3	2E	63	ASN
3	2E	70	VAL
3	2E	88	ARG
3	2E	95	THR
3	2E	104	GLN
3	2E	105	GLU
3	2E	107	GLN
3	2E	110	ASN
3	2E	111	LEU
3	2E	115	LEU
3	2E	118	GLN
3	2E	128	PHE
3	2E	136	GLN
3	2E	166	GLU
3	2E	172	ARG
3	2E	175	LEU
3	2E	178	LEU
3	2E	179	ARG
3	2E	188	LEU
3	2E	190	ARG

*Continued on next page...*



*Continued from previous page...*

<b>Mol</b>	<b>Chain</b>	<b>Res</b>	<b>Type</b>
3	2E	192	THR
3	2E	202	ILE
3	2E	206	GLU
4	3E	3	ARG
4	3E	10	ARG
4	3E	15	GLU
4	3E	19	LEU
4	3E	28	SER
4	3E	31	CYS
4	3E	45	GLN
4	3E	46	LYS
4	3E	47	ARG
4	3E	50	ARG
4	3E	52	SER
4	3E	58	LEU
4	3E	61	LYS
4	3E	66	ARG
4	3E	84	LYS
4	3E	86	LYS
4	3E	88	VAL
4	3E	89	THR
4	3E	96	LEU
4	3E	106	TYR
4	3E	115	ARG
4	3E	122	ARG
4	3E	127	THR
4	3E	135	LEU
4	3E	138	TYR
4	3E	145	GLU
4	3E	146	ILE
4	3E	151	LYS
4	3E	154	ASN
4	3E	155	LEU
4	3E	158	ILE
4	3E	160	GLN
4	3E	168	ARG
4	3E	170	VAL
4	3E	175	SER
4	3E	177	ASP
4	3E	184	LYS
4	3E	187	ARG
4	3E	188	LEU

*Continued on next page...*

*Continued from previous page...*

<b>Mol</b>	<b>Chain</b>	<b>Res</b>	<b>Type</b>
4	3E	190	ASP
4	3E	193	ASP
4	3E	200	GLU
4	3E	209	ARG
5	4E	10	MET
5	4E	11	ILE
5	4E	12	LEU
5	4E	15	ARG
5	4E	26	PHE
5	4E	41	VAL
5	4E	64	ARG
5	4E	68	GLU
5	4E	72	GLN
5	4E	79	GLU
5	4E	87	SER
5	4E	107	ARG
5	4E	112	LEU
5	4E	116	THR
5	4E	147	ASP
5	4E	149	GLU
5	4E	153	LYS
6	5E	15	ASP
6	5E	16	GLN
6	5E	19	LEU
6	5E	25	ILE
6	5E	31	GLU
6	5E	32	ASN
6	5E	36	ARG
6	5E	40	VAL
6	5E	43	LEU
6	5E	47	ARG
6	5E	55	ASP
6	5E	64	GLN
6	5E	70	ASP
6	5E	75	LEU
6	5E	78	GLU
6	5E	80	ARG
6	5E	89	MET
7	6E	3	ARG
7	6E	5	ARG
7	6E	8	GLU
7	6E	11	GLN

*Continued on next page...*

*Continued from previous page...*

<b>Mol</b>	<b>Chain</b>	<b>Res</b>	<b>Type</b>
7	6E	15	ASP
7	6E	20	ASP
7	6E	21	VAL
7	6E	22	LEU
7	6E	24	THR
7	6E	32	ARG
7	6E	38	LEU
7	6E	52	GLU
7	6E	54	THR
7	6E	59	LEU
7	6E	63	LYS
7	6E	73	MET
7	6E	89	MET
7	6E	97	GLN
7	6E	104	LEU
7	6E	111	ARG
7	6E	118	VAL
7	6E	148	ASN
7	6E	149	ARG
7	6E	155	ARG
8	7E	1	MET
8	7E	3	THR
8	7E	25	ASP
8	7E	26	VAL
8	7E	31	PHE
8	7E	32	LYS
8	7E	33	GLU
8	7E	34	GLU
8	7E	35	ILE
8	7E	36	LEU
8	7E	39	LEU
8	7E	45	ILE
8	7E	51	VAL
8	7E	63	LEU
8	7E	65	TYR
8	7E	68	ARG
8	7E	85	ARG
8	7E	89	PRO
8	7E	97	VAL
8	7E	99	GLU
8	7E	102	ARG
8	7E	104	ARG

*Continued on next page...*

*Continued from previous page...*

<b>Mol</b>	<b>Chain</b>	<b>Res</b>	<b>Type</b>
8	7E	112	LEU
8	7E	122	ARG
8	7E	125	ARG
8	7E	129	VAL
9	8E	7	THR
9	8E	9	ARG
9	8E	10	ARG
9	8E	20	ARG
9	8E	42	ARG
9	8E	47	LEU
9	8E	56	LEU
9	8E	75	ASP
9	8E	77	ILE
9	8E	79	LEU
9	8E	83	ARG
9	8E	88	TYR
9	8E	91	ASP
9	8E	95	LYS
9	8E	96	LEU
9	8E	99	LEU
9	8E	113	LYS
9	8E	117	HIS
9	8E	121	ARG
9	8E	125	TYR
10	1I	33	GLN
10	1I	38	ILE
10	1I	43	ARG
10	1I	54	PHE
10	1I	58	ASP
10	1I	61	GLU
10	1I	62	HIS
10	1I	67	THR
10	1I	70	ARG
10	1I	75	ILE
10	1I	83	GLU
10	1I	88	LEU
10	1I	89	ASP
10	1I	90	LEU
10	1I	95	GLU
10	1I	96	ILE
11	2I	18	ARG
11	2I	22	HIS

*Continued on next page...*

*Continued from previous page...*

<b>Mol</b>	<b>Chain</b>	<b>Res</b>	<b>Type</b>
11	2I	25	TYR
11	2I	29	ILE
11	2I	30	VAL
11	2I	31	THR
11	2I	47	VAL
11	2I	51	LYS
11	2I	54	ARG
11	2I	63	LEU
11	2I	71	LYS
11	2I	75	TYR
11	2I	81	ASP
11	2I	87	THR
11	2I	96	ARG
11	2I	103	LEU
11	2I	105	VAL
11	2I	106	LYS
11	2I	109	VAL
11	2I	114	VAL
11	2I	116	HIS
11	2I	117	ASN
11	2I	126	ARG
12	3I	7	ILE
12	3I	16	GLU
12	3I	20	LYS
12	3I	33	ARG
12	3I	34	ARG
12	3I	47	LYS
12	3I	50	SER
12	3I	57	LYS
12	3I	60	LEU
12	3I	62	SER
12	3I	67	THR
12	3I	79	GLU
12	3I	89	ARG
12	3I	111	LYS
12	3I	114	LYS
12	3I	115	LYS
13	4I	11	ARG
13	4I	13	LYS
13	4I	17	VAL
13	4I	44	ARG
13	4I	45	VAL

*Continued on next page...*

*Continued from previous page...*

<b>Mol</b>	<b>Chain</b>	<b>Res</b>	<b>Type</b>
13	4I	57	ARG
13	4I	64	TRP
13	4I	67	GLU
13	4I	70	LEU
13	4I	84	ILE
13	4I	86	CYS
13	4I	88	ARG
13	4I	93	ARG
13	4I	102	ARG
13	4I	105	THR
13	4I	106	ASN
13	4I	108	ARG
13	4I	109	THR
13	4I	117	VAL
14	5I	6	LEU
14	5I	7	ILE
14	5I	8	GLU
14	5I	22	THR
14	5I	23	ARG
14	5I	26	ARG
14	5I	29	ARG
14	5I	31	ARG
14	5I	33	VAL
14	5I	41	ARG
14	5I	46	GLU
15	6I	3	ILE
15	6I	6	GLU
15	6I	10	LYS
15	6I	17	ARG
15	6I	26	GLU
15	6I	31	LEU
15	6I	35	ARG
15	6I	38	ARG
15	6I	39	LEU
15	6I	59	MET
15	6I	65	ARG
15	6I	66	LEU
15	6I	71	GLN
15	6I	72	ARG
15	6I	79	ARG
15	6I	82	ILE
15	6I	84	LYS

*Continued on next page...*

*Continued from previous page...*

<b>Mol</b>	<b>Chain</b>	<b>Res</b>	<b>Type</b>
16	7I	1	MET
16	7I	4	ILE
16	7I	6	LEU
16	7I	8	ARG
16	7I	11	SER
16	7I	18	ARG
16	7I	19	ILE
16	7I	20	VAL
16	7I	22	THR
16	7I	26	ARG
16	7I	27	LYS
16	7I	28	ARG
16	7I	44	THR
16	7I	45	THR
16	7I	50	LYS
16	7I	54	GLU
16	7I	65	GLN
16	7I	67	THR
16	7I	69	THR
16	7I	72	ARG
16	7I	83	GLU
17	8I	13	ASP
17	8I	14	LYS
17	8I	35	VAL
17	8I	38	ARG
17	8I	45	HIS
17	8I	50	LYS
17	8I	52	LYS
17	8I	60	ILE
17	8I	63	ARG
17	8I	68	ARG
17	8I	74	LEU
17	8I	78	GLU
17	8I	85	VAL
17	8I	89	LEU
17	8I	100	LYS
17	8I	101	ARG
18	9I	22	VAL
18	9I	23	LYS
18	9I	25	THR
18	9I	28	GLU
18	9I	31	LEU

*Continued on next page...*

*Continued from previous page...*

<b>Mol</b>	<b>Chain</b>	<b>Res</b>	<b>Type</b>
18	9I	33	ASP
18	9I	36	ASN
18	9I	42	ARG
18	9I	54	ARG
18	9I	56	THR
18	9I	59	SER
18	9I	68	LYS
18	9I	85	LEU
18	9I	86	VAL
19	AI	5	LEU
19	AI	7	LYS
19	AI	11	VAL
19	AI	17	GLU
19	AI	21	GLU
19	AI	27	GLU
19	AI	29	ARG
19	AI	37	ARG
19	AI	48	THR
19	AI	58	VAL
19	AI	64	GLU
19	AI	65	ASN
19	AI	71	LEU
20	BI	9	ASN
20	BI	13	LEU
20	BI	34	LYS
20	BI	37	SER
20	BI	42	GLN
20	BI	53	LEU
20	BI	54	LYS
20	BI	55	ILE
20	BI	57	ARG
20	BI	72	LEU
20	BI	73	HIS
20	BI	75	ASN
20	BI	86	ARG
20	BI	87	LYS
20	BI	93	GLU
20	BI	104	LEU
21	1F	10	ARG
28	71	19	ILE
28	71	32	LEU
28	71	34	THR

*Continued on next page...*



*Continued from previous page...*

<b>Mol</b>	<b>Chain</b>	<b>Res</b>	<b>Type</b>
28	71	55	ASP
28	71	62	VAL
28	71	68	LEU
28	71	165	ASN
28	71	166	ASP
28	71	168	THR
28	71	171	ILE
28	71	172	HIS
28	71	175	VAL
28	71	180	PHE
28	71	185	LEU
28	71	190	ARG
28	71	202	GLU
28	71	212	VAL
28	71	216	THR
28	71	218	MET
28	71	224	ILE
28	71	225	ASN
28	71	227	HIS
29	11	3	VAL
29	11	4	LYS
29	11	6	PHE
29	11	13	ARG
29	11	17	THR
29	11	23	GLU
29	11	27	THR
29	11	28	GLU
29	11	30	GLU
29	11	31	LYS
29	11	33	LEU
29	11	34	VAL
29	11	35	LYS
29	11	37	LEU
29	11	38	LYS
29	11	39	LYS
29	11	40	THR
29	11	43	ARG
29	11	44	ASN
29	11	58	HIS
29	11	61	LEU
29	11	64	ILE
29	11	65	ILE

*Continued on next page...*

*Continued from previous page...*

<b>Mol</b>	<b>Chain</b>	<b>Res</b>	<b>Type</b>
29	11	94	LEU
29	11	103	ARG
29	11	105	ILE
29	11	106	ILE
29	11	111	LEU
29	11	112	GLN
29	11	113	VAL
29	11	115	GLN
29	11	117	VAL
29	11	126	GLN
29	11	141	VAL
29	11	154	LYS
29	11	157	ARG
29	11	164	GLN
29	11	165	ILE
29	11	173	VAL
29	11	183	ARG
29	11	192	THR
29	11	193	VAL
29	11	212	SER
29	11	217	ARG
29	11	221	VAL
29	11	229	VAL
29	11	233	HIS
29	11	239	ARG
29	11	242	ARG
29	11	254	THR
29	11	261	LYS
29	11	268	ARG
29	11	271	ILE
30	21	4	ILE
30	21	5	LEU
30	21	7	VAL
30	21	12	THR
30	21	14	ILE
30	21	25	VAL
30	21	26	ILE
30	21	34	VAL
30	21	38	THR
30	21	40	GLU
30	21	42	ASP
30	21	45	THR

*Continued on next page...*

*Continued from previous page...*

<b>Mol</b>	<b>Chain</b>	<b>Res</b>	<b>Type</b>
30	21	48	GLN
30	21	54	GLN
30	21	63	LEU
30	21	67	PHE
30	21	78	LEU
30	21	79	ARG
30	21	101	ARG
30	21	102	VAL
30	21	111	ARG
30	21	113	PHE
30	21	118	LYS
30	21	119	ARG
30	21	138	PRO
30	21	144	ARG
30	21	146	THR
30	21	152	LYS
30	21	165	VAL
30	21	171	GLU
30	21	175	VAL
30	21	180	ASN
30	21	181	LEU
30	21	188	VAL
30	21	195	LEU
30	21	197	ILE
30	21	203	LYS
31	31	7	TYR
31	31	13	SER
31	31	15	SER
31	31	17	ARG
31	31	18	ARG
31	31	23	ASP
31	31	27	GLU
31	31	33	LEU
31	31	38	ARG
31	31	43	LYS
31	31	52	LYS
31	31	64	ILE
31	31	66	PRO
31	31	67	GLN
31	31	74	ARG
31	31	77	ASP
31	31	78	ILE

*Continued on next page...*

*Continued from previous page...*

<b>Mol</b>	<b>Chain</b>	<b>Res</b>	<b>Type</b>
31	31	82	ILE
31	31	88	VAL
31	31	96	ASP
31	31	117	ARG
31	31	119	ARG
31	31	140	LEU
31	31	155	LEU
31	31	158	THR
31	31	162	LEU
31	31	164	ARG
31	31	174	VAL
31	31	181	LEU
31	31	183	VAL
31	31	188	ARG
31	31	191	ARG
31	31	196	LEU
31	31	197	ASP
31	31	203	GLN
32	41	4	ASP
32	41	13	GLU
32	41	19	LEU
32	41	21	ARG
32	41	22	ARG
32	41	28	VAL
32	41	45	GLU
32	41	48	GLU
32	41	51	ARG
32	41	58	GLN
32	41	60	LEU
32	41	63	ILE
32	41	67	LYS
32	41	76	SER
32	41	78	SER
32	41	80	PHE
32	41	82	LEU
32	41	88	ILE
32	41	90	LEU
32	41	94	LEU
32	41	96	ARG
32	41	101	ILE
32	41	116	ASP
32	41	118	ARG

*Continued on next page...*

*Continued from previous page...*

<b>Mol</b>	<b>Chain</b>	<b>Res</b>	<b>Type</b>
32	41	130	ASN
32	41	132	ASN
32	41	136	ARG
32	41	139	LEU
32	41	147	ASP
32	41	155	MET
32	41	162	THR
32	41	167	GLU
33	51	7	LEU
33	51	9	ILE
33	51	13	LYS
33	51	15	VAL
33	51	23	ARG
33	51	32	GLU
33	51	40	GLU
33	51	41	MET
33	51	43	VAL
33	51	45	VAL
33	51	57	ASP
33	51	64	LEU
33	51	69	ARG
33	51	71	LEU
33	51	72	ILE
33	51	77	LYS
33	51	79	VAL
33	51	80	SER
33	51	83	TYR
33	51	98	LEU
33	51	104	GLU
33	51	116	GLU
33	51	119	GLU
33	51	122	THR
33	51	127	GLU
33	51	129	THR
33	51	131	VAL
33	51	132	ARG
33	51	136	ILE
33	51	149	ARG
33	51	152	ARG
33	51	167	GLU
33	51	171	LEU
34	61	2	LYS

*Continued on next page...*

*Continued from previous page...*

<b>Mol</b>	<b>Chain</b>	<b>Res</b>	<b>Type</b>
34	61	7	GLU
34	61	9	LEU
34	61	25	TYR
34	61	38	LEU
34	61	41	GLU
34	61	48	GLU
34	61	75	LEU
34	61	77	LEU
34	61	81	VAL
34	61	82	ARG
34	61	85	GLU
34	61	86	THR
34	61	92	VAL
34	61	95	LYS
34	61	108	THR
34	61	110	ASP
34	61	112	LYS
34	61	117	GLU
34	61	118	LYS
34	61	122	GLU
34	61	127	VAL
34	61	135	GLU
34	61	140	LEU
34	61	141	LYS
34	61	142	VAL
34	61	145	VAL
35	58	5	VAL
35	58	7	LYS
35	58	9	VAL
35	58	10	GLU
35	58	16	ILE
35	58	32	THR
35	58	34	LEU
35	58	42	TRP
35	58	43	THR
35	58	46	VAL
35	58	48	MET
35	58	58	ASP
35	58	60	ILE
35	58	65	LYS
35	58	79	PRO
35	58	87	LEU

*Continued on next page...*

*Continued from previous page...*

<b>Mol</b>	<b>Chain</b>	<b>Res</b>	<b>Type</b>
35	58	88	GLU
35	58	97	ARG
35	58	99	LEU
35	58	118	LYS
35	58	120	LEU
35	58	121	LYS
35	58	127	ASP
35	58	130	HIS
35	58	131	GLN
35	58	134	ARG
35	58	136	GLU
36	68	3	GLN
36	68	20	MET
36	68	21	CYS
36	68	23	ARG
36	68	24	VAL
36	68	28	SER
36	68	34	THR
36	68	35	VAL
36	68	39	ILE
36	68	47	ILE
36	68	53	LYS
36	68	65	THR
36	68	94	ARG
36	68	98	VAL
36	68	112	MET
37	78	1	MET
37	78	2	LYS
37	78	5	ASP
37	78	6	LEU
37	78	10	PRO
37	78	21	ARG
37	78	30	THR
37	78	32	THR
37	78	36	LYS
37	78	41	ARG
37	78	46	LYS
37	78	49	ARG
37	78	50	ARG
37	78	56	SER
37	78	59	LEU
37	78	61	ARG

*Continued on next page...*

*Continued from previous page...*

<b>Mol</b>	<b>Chain</b>	<b>Res</b>	<b>Type</b>
37	78	67	MET
37	78	75	ILE
37	78	81	GLN
37	78	90	ARG
37	78	96	THR
37	78	98	GLU
37	78	99	LEU
37	78	100	LEU
37	78	101	VAL
37	78	106	LEU
37	78	112	LEU
37	78	114	ILE
37	78	121	LYS
37	78	126	VAL
37	78	133	SER
37	78	138	LEU
37	78	144	GLU
37	78	146	VAL
38	88	5	ARG
38	88	6	ARG
38	88	7	MET
38	88	10	ARG
38	88	12	GLN
38	88	18	LYS
38	88	21	THR
38	88	25	ASP
38	88	27	VAL
38	88	45	GLN
38	88	56	ARG
38	88	58	PHE
38	88	78	PRO
38	88	79	LEU
38	88	83	MET
38	88	103	MET
38	88	109	VAL
38	88	110	THR
38	88	112	GLU
38	88	129	THR
38	88	138	ASP
38	88	141	GLN
39	98	1	MET
39	98	2	ARG

*Continued on next page...*



*Continued from previous page...*

<b>Mol</b>	<b>Chain</b>	<b>Res</b>	<b>Type</b>
39	98	9	LYS
39	98	10	LEU
39	98	18	LEU
39	98	24	GLN
39	98	28	LEU
39	98	29	LEU
39	98	33	ARG
39	98	34	ILE
39	98	35	THR
39	98	44	LEU
39	98	54	LEU
39	98	57	ARG
39	98	65	LEU
39	98	67	LEU
39	98	73	VAL
39	98	75	LEU
39	98	79	LEU
39	98	82	GLU
39	98	96	ARG
39	98	100	LEU
39	98	103	ARG
39	98	117	VAL
39	98	118	GLU
40	A8	4	LEU
40	A8	14	VAL
40	A8	17	ARG
40	A8	20	ARG
40	A8	35	ILE
40	A8	36	TYR
40	A8	41	ASP
40	A8	46	VAL
40	A8	58	LEU
40	A8	61	ASN
40	A8	64	GLU
40	A8	73	LEU
40	A8	78	LEU
40	A8	80	LEU
40	A8	85	VAL
40	A8	89	ARG
40	A8	97	ARG
40	A8	98	VAL
40	A8	101	LEU

*Continued on next page...*

*Continued from previous page...*

<b>Mol</b>	<b>Chain</b>	<b>Res</b>	<b>Type</b>
40	A8	106	ARG
41	B8	1	MET
41	B8	11	GLU
41	B8	13	ARG
41	B8	15	VAL
41	B8	16	ARG
41	B8	21	GLU
41	B8	42	ILE
41	B8	50	ILE
41	B8	52	ILE
41	B8	55	ASN
41	B8	58	ASN
41	B8	62	THR
41	B8	64	ARG
41	B8	74	ARG
41	B8	85	LYS
41	B8	86	ILE
41	B8	87	ASP
41	B8	88	ILE
41	B8	90	GLN
41	B8	96	ARG
41	B8	98	LYS
41	B8	99	LEU
41	B8	102	ILE
41	B8	106	SER
41	B8	108	ARG
41	B8	110	ILE
41	B8	111	ARG
41	B8	115	ARG
41	B8	124	ASP
41	B8	129	ARG
42	C8	5	LYS
42	C8	11	ARG
42	C8	16	LYS
42	C8	18	LEU
42	C8	27	LEU
42	C8	51	LYS
42	C8	52	ARG
42	C8	70	ARG
42	C8	74	LEU
42	C8	83	LEU
42	C8	84	LYS

*Continued on next page...*

*Continued from previous page...*

<b>Mol</b>	<b>Chain</b>	<b>Res</b>	<b>Type</b>
42	C8	89	GLU
42	C8	94	ASN
42	C8	97	ASP
42	C8	108	GLU
42	C8	112	ARG
43	D8	5	VAL
43	D8	7	THR
43	D8	15	GLU
43	D8	18	LEU
43	D8	19	LYS
43	D8	20	LEU
43	D8	21	ARG
43	D8	22	VAL
43	D8	24	LYS
43	D8	25	LEU
43	D8	37	VAL
43	D8	40	LEU
43	D8	47	VAL
43	D8	49	THR
43	D8	52	VAL
43	D8	57	VAL
43	D8	58	VAL
43	D8	64	HIS
43	D8	71	LEU
43	D8	73	SER
43	D8	79	VAL
43	D8	85	LYS
43	D8	94	LEU
44	E8	11	ARG
44	E8	12	ILE
44	E8	15	ARG
44	E8	23	LEU
44	E8	24	ILE
44	E8	51	LEU
44	E8	52	GLU
44	E8	60	ASN
44	E8	64	MET
44	E8	65	LEU
44	E8	66	GLU
44	E8	68	ARG
44	E8	76	VAL
44	E8	77	ASP

*Continued on next page...*

*Continued from previous page...*

<b>Mol</b>	<b>Chain</b>	<b>Res</b>	<b>Type</b>
44	E8	78	GLU
44	E8	82	LEU
44	E8	83	LYS
44	E8	84	ARG
44	E8	88	ARG
44	E8	92	ARG
44	E8	95	ILE
44	E8	96	ILE
44	E8	97	LYS
44	E8	101	SER
44	E8	103	ILE
44	E8	107	LEU
45	F8	1	MET
45	F8	38	GLU
45	F8	41	ASN
45	F8	53	LYS
45	F8	65	ARG
45	F8	68	ARG
45	F8	72	LYS
45	F8	75	ASP
45	F8	80	ILE
45	F8	82	GLN
45	F8	87	GLN
46	G8	3	VAL
46	G8	4	LYS
46	G8	6	HIS
46	G8	27	VAL
46	G8	38	ILE
46	G8	40	GLU
46	G8	44	ILE
46	G8	45	VAL
46	G8	54	LYS
46	G8	55	TYR
46	G8	57	GLN
46	G8	82	PRO
46	G8	85	VAL
46	G8	86	ARG
46	G8	96	ILE
47	H8	1	MET
47	H8	2	GLU
47	H8	11	GLU
47	H8	19	ARG

*Continued on next page...*

*Continued from previous page...*

<b>Mol</b>	<b>Chain</b>	<b>Res</b>	<b>Type</b>
47	H8	33	LEU
47	H8	34	ASN
47	H8	35	ARG
47	H8	41	LEU
47	H8	46	LYS
47	H8	59	LEU
47	H8	61	LEU
47	H8	70	LEU
47	H8	71	VAL
47	H8	72	ARG
47	H8	77	ASP
47	H8	78	LYS
47	H8	81	ARG
47	H8	82	ARG
47	H8	85	HIS
47	H8	86	VAL
47	H8	92	SER
47	H8	94	GLU
47	H8	96	VAL
47	H8	105	VAL
47	H8	107	THR
47	H8	111	VAL
47	H8	112	ARG
47	H8	121	HIS
47	H8	123	ASP
47	H8	126	VAL
47	H8	128	VAL
47	H8	131	ARG
47	H8	140	ASP
47	H8	154	ASP
47	H8	155	LEU
47	H8	161	VAL
47	H8	163	LEU
47	H8	165	VAL
47	H8	169	GLU
48	I8	11	ARG
48	I8	36	ILE
48	I8	41	ARG
48	I8	53	MET
48	I8	60	PHE
48	I8	64	ASP
48	I8	66	VAL

*Continued on next page...*

*Continued from previous page...*

<b>Mol</b>	<b>Chain</b>	<b>Res</b>	<b>Type</b>
48	I8	67	VAL
48	I8	70	GLN
48	I8	81	VAL
49	J8	4	VAL
49	J8	11	ARG
49	J8	19	GLN
49	J8	21	ARG
49	J8	25	LYS
49	J8	33	LYS
49	J8	41	ARG
49	J8	50	ARG
49	J8	62	VAL
49	J8	65	SER
49	J8	73	LEU
49	J8	74	VAL
49	J8	78	LYS
49	J8	80	LEU
49	J8	81	LYS
49	J8	82	LEU
49	J8	90	ILE
49	J8	91	LYS
49	J8	92	LYS
50	K8	15	LYS
50	K8	16	LEU
50	K8	17	SER
50	K8	19	VAL
50	K8	20	GLU
50	K8	24	LEU
50	K8	32	LEU
50	K8	35	LEU
50	K8	40	SER
50	K8	44	LEU
50	K8	46	GLN
50	K8	47	ASN
50	K8	48	HIS
50	K8	51	ARG
50	K8	53	LEU
50	K8	62	THR
50	K8	64	LEU
50	K8	65	ASN
51	L8	4	LEU
51	L8	6	VAL

*Continued on next page...*

*Continued from previous page...*

<b>Mol</b>	<b>Chain</b>	<b>Res</b>	<b>Type</b>
51	L8	8	LEU
51	L8	9	VAL
51	L8	11	SER
51	L8	23	LEU
51	L8	26	LEU
51	L8	31	LEU
51	L8	37	LEU
51	L8	40	THR
51	L8	58	VAL
51	L8	59	VAL
52	M8	8	LYS
52	M8	10	VAL
52	M8	16	CYS
52	M8	20	ASN
52	M8	23	GLU
52	M8	25	TYR
52	M8	30	GLU
52	M8	35	VAL
52	M8	42	PHE
52	M8	43	TYR
52	M8	47	GLN
53	N8	3	LYS
53	N8	11	THR
53	N8	16	ARG
53	N8	26	THR
53	N8	35	GLU
53	N8	37	LYS
53	N8	40	LYS
53	N8	44	THR
53	N8	46	CYS
54	P8	4	THR
54	P8	8	ASN
54	P8	14	LYS
54	P8	23	ARG
55	Q8	4	MET
55	Q8	8	LYS
55	Q8	14	VAL
55	Q8	17	THR
55	Q8	30	ARG
55	Q8	32	LEU
55	Q8	34	TRP
55	Q8	35	GLN

*Continued on next page...*

*Continued from previous page...*

<b>Mol</b>	<b>Chain</b>	<b>Res</b>	<b>Type</b>
55	Q8	41	ILE
55	Q8	46	ARG
55	Q8	47	LYS
55	Q8	49	VAL
55	Q8	50	LEU
55	Q8	59	LYS
55	Q8	62	LEU
2	12	19	HIS
2	12	22	LYS
2	12	24	TRP
2	12	42	ILE
2	12	52	GLU
2	12	53	ARG
2	12	54	THR
2	12	74	LYS
2	12	80	ILE
2	12	83	MET
2	12	84	GLU
2	12	108	ILE
2	12	126	GLU
2	12	127	ILE
2	12	129	GLU
2	12	130	ARG
2	12	139	LYS
2	12	158	LEU
2	12	172	ILE
2	12	179	LYS
2	12	187	LEU
2	12	191	ASP
2	12	196	LEU
2	12	200	ILE
2	12	209	ARG
2	12	211	ILE
2	12	212	GLN
2	12	220	ASP
3	22	12	LEU
3	22	16	ARG
3	22	27	LYS
3	22	29	TYR
3	22	34	LEU
3	22	52	LEU
3	22	54	ARG

*Continued on next page...*



*Continued from previous page...*

<b>Mol</b>	<b>Chain</b>	<b>Res</b>	<b>Type</b>
3	22	88	ARG
3	22	90	GLU
3	22	93	LYS
3	22	94	LEU
3	22	105	GLU
3	22	122	GLU
3	22	124	ILE
3	22	127	ARG
3	22	131	ARG
3	22	132	ARG
3	22	140	ARG
3	22	141	VAL
3	22	142	MET
3	22	166	GLU
3	22	167	TRP
3	22	176	HIS
3	22	179	ARG
3	22	182	ILE
3	22	188	LEU
3	22	192	THR
3	22	195	VAL
3	22	196	LEU
3	22	198	VAL
3	22	204	LEU
4	32	3	ARG
4	32	4	TYR
4	32	12	CYS
4	32	13	ARG
4	32	19	LEU
4	32	21	LEU
4	32	22	LYS
4	32	38	TYR
4	32	50	ARG
4	32	61	LYS
4	32	66	ARG
4	32	73	ARG
4	32	74	GLN
4	32	76	ARG
4	32	83	SER
4	32	86	LYS
4	32	89	THR
4	32	99	SER

*Continued on next page...*

*Continued from previous page...*

<b>Mol</b>	<b>Chain</b>	<b>Res</b>	<b>Type</b>
4	32	101	LEU
4	32	106	TYR
4	32	122	ARG
4	32	135	LEU
4	32	141	ARG
4	32	146	ILE
4	32	150	GLU
4	32	152	SER
4	32	162	LEU
4	32	165	MET
4	32	168	ARG
4	32	176	LEU
4	32	182	LYS
4	32	184	LYS
4	32	187	ARG
4	32	191	ARG
4	32	193	ASP
4	32	196	LEU
4	32	201	GLN
5	42	7	GLU
5	42	15	ARG
5	42	31	LEU
5	42	41	VAL
5	42	45	PHE
5	42	47	LYS
5	42	50	GLU
5	42	56	GLN
5	42	61	TYR
5	42	66	MET
5	42	68	GLU
5	42	73	ASN
5	42	78	HIS
5	42	79	GLU
5	42	83	GLU
5	42	98	THR
5	42	107	ARG
5	42	118	ILE
5	42	126	ARG
5	42	127	ASN
5	42	143	ARG
5	42	147	ASP
5	42	153	LYS

*Continued on next page...*

*Continued from previous page...*

<b>Mol</b>	<b>Chain</b>	<b>Res</b>	<b>Type</b>
6	52	3	ARG
6	52	5	GLU
6	52	7	ASN
6	52	14	LEU
6	52	15	ASP
6	52	16	GLN
6	52	19	LEU
6	52	21	LEU
6	52	23	LYS
6	52	28	ARG
6	52	36	ARG
6	52	37	VAL
6	52	46	ARG
6	52	47	ARG
6	52	54	LYS
6	52	69	GLU
6	52	78	GLU
6	52	94	GLN
7	62	9	VAL
7	62	16	LEU
7	62	51	GLN
7	62	60	LYS
7	62	64	GLN
7	62	66	VAL
7	62	70	LYS
7	62	72	ARG
7	62	73	MET
7	62	87	VAL
7	62	94	ARG
7	62	101	LEU
7	62	104	LEU
7	62	118	VAL
7	62	131	LYS
7	62	138	LYS
7	62	142	GLU
7	62	143	ARG
7	62	144	MET
8	72	2	LEU
8	72	15	ASN
8	72	21	LYS
8	72	26	VAL
8	72	33	GLU

*Continued on next page...*

*Continued from previous page...*

<b>Mol</b>	<b>Chain</b>	<b>Res</b>	<b>Type</b>
8	72	50	ARG
8	72	63	LEU
8	72	69	ARG
8	72	70	GLN
8	72	81	HIS
8	72	82	HIS
8	72	85	ARG
8	72	86	ILE
8	72	99	GLU
8	72	102	ARG
8	72	104	ARG
8	72	119	LEU
8	72	121	ASP
8	72	125	ARG
8	72	127	LEU
9	82	5	TYR
9	82	7	THR
9	82	10	ARG
9	82	14	VAL
9	82	18	PHE
9	82	20	ARG
9	82	25	LYS
9	82	27	THR
9	82	33	PHE
9	82	36	TYR
9	82	40	LEU
9	82	42	ARG
9	82	48	GLU
9	82	53	VAL
9	82	60	ASP
9	82	83	ARG
9	82	95	LYS
9	82	99	LEU
9	82	113	LYS
9	82	117	HIS
9	82	125	TYR
10	1A	13	HIS
10	1A	14	LYS
10	1A	16	LEU
10	1A	17	ASP
10	1A	24	VAL
10	1A	25	GLU

*Continued on next page...*

*Continued from previous page...*

<b>Mol</b>	<b>Chain</b>	<b>Res</b>	<b>Type</b>
10	1A	28	ARG
10	1A	29	ARG
10	1A	38	ILE
10	1A	49	VAL
10	1A	55	LYS
10	1A	58	ASP
10	1A	62	HIS
10	1A	66	ARG
10	1A	70	ARG
10	1A	73	ASP
10	1A	79	ARG
10	1A	80	LYS
10	1A	84	GLN
10	1A	92	THR
11	2A	29	ILE
11	2A	44	SER
11	2A	57	THR
11	2A	63	LEU
11	2A	78	GLN
11	2A	81	ASP
11	2A	92	GLU
11	2A	93	GLN
11	2A	95	ILE
11	2A	98	LEU
11	2A	103	LEU
11	2A	105	VAL
11	2A	116	HIS
11	2A	119	CYS
11	2A	126	ARG
12	3A	13	LYS
12	3A	16	GLU
12	3A	17	LYS
12	3A	20	LYS
12	3A	23	LYS
12	3A	33	ARG
12	3A	34	ARG
12	3A	36	VAL
12	3A	39	VAL
12	3A	41	ARG
12	3A	42	THR
12	3A	54	LYS
12	3A	59	ARG

*Continued on next page...*

*Continued from previous page...*

<b>Mol</b>	<b>Chain</b>	<b>Res</b>	<b>Type</b>
12	3A	64	TYR
12	3A	82	VAL
12	3A	83	VAL
12	3A	84	LEU
12	3A	85	ILE
12	3A	102	ARG
12	3A	111	LYS
12	3A	118	SER
12	3A	126	LYS
13	4A	8	GLU
13	4A	9	ILE
13	4A	13	LYS
13	4A	14	ARG
13	4A	39	ILE
13	4A	48	LEU
13	4A	54	VAL
13	4A	57	ARG
13	4A	61	GLU
13	4A	62	ASN
13	4A	66	LEU
13	4A	81	LEU
13	4A	82	MET
13	4A	86	CYS
13	4A	90	LEU
13	4A	91	ARG
13	4A	94	ARG
13	4A	103	THR
13	4A	105	THR
13	4A	108	ARG
13	4A	115	LYS
14	5A	3	ARG
14	5A	17	LYS
14	5A	18	VAL
14	5A	25	VAL
14	5A	26	ARG
14	5A	29	ARG
14	5A	32	SER
14	5A	44	LEU
15	6A	3	ILE
15	6A	14	GLU
15	6A	17	ARG
15	6A	22	THR

*Continued on next page...*

*Continued from previous page...*

<b>Mol</b>	<b>Chain</b>	<b>Res</b>	<b>Type</b>
15	6A	27	VAL
15	6A	31	LEU
15	6A	39	LEU
15	6A	41	GLU
15	6A	45	VAL
15	6A	47	LYS
15	6A	79	ARG
15	6A	88	ARG
16	7A	2	VAL
16	7A	5	ARG
16	7A	6	LEU
16	7A	8	ARG
16	7A	19	ILE
16	7A	21	VAL
16	7A	25	ARG
16	7A	27	LYS
16	7A	35	LYS
16	7A	43	LYS
16	7A	53	VAL
16	7A	54	GLU
16	7A	62	VAL
16	7A	65	GLN
16	7A	67	THR
16	7A	71	ARG
16	7A	74	LEU
16	7A	81	ARG
16	7A	82	GLN
16	7A	83	GLU
17	8A	7	THR
17	8A	10	VAL
17	8A	12	SER
17	8A	15	MET
17	8A	31	LEU
17	8A	38	ARG
17	8A	52	LYS
17	8A	60	ILE
17	8A	62	SER
17	8A	66	SER
17	8A	68	ARG
17	8A	74	LEU
17	8A	81	ARG
17	8A	96	GLU

*Continued on next page...*

*Continued from previous page...*

<b>Mol</b>	<b>Chain</b>	<b>Res</b>	<b>Type</b>
17	8A	100	LYS
18	9A	23	LYS
18	9A	26	LEU
18	9A	29	PHE
18	9A	31	LEU
18	9A	35	ARG
18	9A	36	ASN
18	9A	38	GLU
18	9A	44	LEU
18	9A	46	GLU
18	9A	53	ARG
18	9A	54	ARG
18	9A	55	ARG
18	9A	65	ILE
18	9A	74	ARG
18	9A	82	THR
18	9A	84	LYS
19	AA	7	LYS
19	AA	13	ASP
19	AA	15	LEU
19	AA	21	GLU
19	AA	22	LEU
19	AA	23	ASN
19	AA	35	SER
19	AA	38	SER
19	AA	41	VAL
19	AA	48	THR
19	AA	57	HIS
19	AA	71	LEU
20	BA	8	ARG
20	BA	10	LEU
20	BA	11	SER
20	BA	23	ARG
20	BA	36	LEU
20	BA	56	MET
20	BA	60	GLU
20	BA	61	SER
20	BA	62	LEU
20	BA	64	ASP
20	BA	73	HIS
20	BA	75	ASN
20	BA	84	LEU

*Continued on next page...*



*Continued from previous page...*

<b>Mol</b>	<b>Chain</b>	<b>Res</b>	<b>Type</b>
21	1B	14	TRP
28	79	5	LYS
28	79	8	ARG
28	79	14	VAL
28	79	52	ARG
28	79	55	ASP
28	79	167	LYS
28	79	202	GLU
28	79	207	THR
28	79	210	ARG
28	79	223	ARG
29	19	13	ARG
29	19	24	ILE
29	19	25	THR
29	19	26	LYS
29	19	27	THR
29	19	28	GLU
29	19	37	LEU
29	19	43	ARG
29	19	46	GLN
29	19	49	ILE
29	19	60	ARG
29	19	61	LEU
29	19	64	ILE
29	19	65	ILE
29	19	72	LYS
29	19	88	ARG
29	19	89	SER
29	19	94	LEU
29	19	103	ARG
29	19	105	ILE
29	19	111	LEU
29	19	116	GLN
29	19	118	VAL
29	19	125	ILE
29	19	147	LEU
29	19	157	ARG
29	19	169	GLU
29	19	173	VAL
29	19	175	LEU
29	19	176	ARG
29	19	182	LEU

*Continued on next page...*

*Continued from previous page...*

<b>Mol</b>	<b>Chain</b>	<b>Res</b>	<b>Type</b>
29	19	184	LYS
29	19	192	THR
29	19	193	VAL
29	19	211	ARG
29	19	217	ARG
29	19	226	MET
29	19	239	ARG
29	19	242	ARG
29	19	244	ARG
29	19	255	LYS
29	19	257	LEU
29	19	260	ARG
29	19	268	ARG
29	19	271	ILE
30	29	1	MET
30	29	5	LEU
30	29	11	MET
30	29	12	THR
30	29	37	ARG
30	29	38	THR
30	29	44	TYR
30	29	48	GLN
30	29	49	LEU
30	29	52	LEU
30	29	54	GLN
30	29	57	LYS
30	29	63	LEU
30	29	66	HIS
30	29	72	VAL
30	29	76	ARG
30	29	77	ILE
30	29	79	ARG
30	29	82	ARG
30	29	87	GLU
30	29	89	ASP
30	29	90	THR
30	29	93	VAL
30	29	111	ARG
30	29	117	MET
30	29	118	LYS
30	29	135	HIS
30	29	144	ARG

*Continued on next page...*

*Continued from previous page...*

<b>Mol</b>	<b>Chain</b>	<b>Res</b>	<b>Type</b>
30	29	146	THR
30	29	152	LYS
30	29	154	LYS
30	29	167	VAL
30	29	175	VAL
30	29	181	LEU
30	29	182	LEU
30	29	188	VAL
30	29	197	ILE
30	29	201	THR
30	29	202	LYS
31	39	7	TYR
31	39	11	VAL
31	39	13	SER
31	39	18	ARG
31	39	23	ASP
31	39	24	LEU
31	39	28	ILE
31	39	33	LEU
31	39	38	ARG
31	39	50	SER
31	39	57	VAL
31	39	62	ARG
31	39	70	THR
31	39	74	ARG
31	39	82	ILE
31	39	83	PHE
31	39	100	THR
31	39	110	LEU
31	39	114	VAL
31	39	123	LEU
31	39	125	LEU
31	39	127	GLU
31	39	140	LEU
31	39	145	GLU
31	39	152	GLU
31	39	158	THR
31	39	165	ARG
31	39	170	LEU
31	39	190	GLU
31	39	192	LEU
31	39	196	LEU

*Continued on next page...*

*Continued from previous page...*

<b>Mol</b>	<b>Chain</b>	<b>Res</b>	<b>Type</b>
31	39	203	GLN
31	39	205	ARG
32	49	7	LEU
32	49	12	TYR
32	49	20	ILE
32	49	41	GLN
32	49	49	ASP
32	49	51	ARG
32	49	74	LYS
32	49	75	LYS
32	49	76	SER
32	49	80	PHE
32	49	83	ARG
32	49	91	ARG
32	49	104	GLU
32	49	106	LEU
32	49	109	VAL
32	49	116	ASP
32	49	117	PHE
32	49	118	ARG
32	49	128	ARG
32	49	132	ASN
32	49	136	ARG
32	49	139	LEU
32	49	144	ILE
32	49	152	LEU
32	49	153	ARG
32	49	157	ILE
32	49	159	VAL
32	49	162	THR
33	59	2	SER
33	59	6	ARG
33	59	68	THR
33	59	77	LYS
33	59	79	VAL
33	59	143	GLN
33	59	148	ILE
33	59	149	ARG
33	59	167	GLU
34	69	1	MET
34	69	2	LYS
34	69	4	ILE

*Continued on next page...*

*Continued from previous page...*

<b>Mol</b>	<b>Chain</b>	<b>Res</b>	<b>Type</b>
34	69	7	GLU
34	69	18	VAL
34	69	27	ARG
34	69	37	VAL
34	69	47	LEU
34	69	50	ARG
34	69	60	GLU
34	69	61	ARG
34	69	62	LYS
34	69	67	ARG
34	69	75	LEU
34	69	76	THR
34	69	77	LEU
34	69	78	THR
34	69	81	VAL
34	69	85	GLU
34	69	86	THR
34	69	103	ARG
34	69	104	GLN
34	69	105	HIS
34	69	108	THR
34	69	109	ILE
34	69	112	LYS
34	69	116	LEU
34	69	117	GLU
34	69	125	GLU
34	69	128	LEU
34	69	131	LYS
34	69	133	HIS
34	69	136	VAL
34	69	142	VAL
35	15	1	MET
35	15	9	VAL
35	15	12	ARG
35	15	15	LEU
35	15	17	ASP
35	15	28	THR
35	15	32	THR
35	15	34	LEU
35	15	37	LYS
35	15	38	HIS
35	15	39	ARG

*Continued on next page...*

*Continued from previous page...*

<b>Mol</b>	<b>Chain</b>	<b>Res</b>	<b>Type</b>
35	15	43	THR
35	15	46	VAL
35	15	48	MET
35	15	59	LYS
35	15	60	ILE
35	15	61	ARG
35	15	63	THR
35	15	68	GLU
35	15	69	GLN
35	15	71	ILE
35	15	85	ILE
35	15	90	MET
35	15	93	THR
35	15	94	HIS
35	15	99	LEU
35	15	130	HIS
35	15	131	GLN
35	15	134	ARG
35	15	136	GLU
36	25	1	MET
36	25	5	GLN
36	25	9	GLU
36	25	10	VAL
36	25	14	THR
36	25	19	ILE
36	25	22	ILE
36	25	35	VAL
36	25	38	VAL
36	25	47	ILE
36	25	49	ARG
36	25	52	VAL
36	25	53	LYS
36	25	87	ILE
36	25	94	ARG
36	25	96	THR
36	25	108	GLU
36	25	113	LYS
37	35	2	LYS
37	35	4	SER
37	35	5	ASP
37	35	6	LEU
37	35	10	PRO

*Continued on next page...*

*Continued from previous page...*

<b>Mol</b>	<b>Chain</b>	<b>Res</b>	<b>Type</b>
37	35	15	ARG
37	35	18	ARG
37	35	21	ARG
37	35	27	HIS
37	35	36	LYS
37	35	41	ARG
37	35	52	GLU
37	35	62	LEU
37	35	67	MET
37	35	75	ILE
37	35	77	ARG
37	35	79	ARG
37	35	81	GLN
37	35	84	ASN
37	35	85	LEU
37	35	88	LEU
37	35	91	PHE
37	35	94	GLU
37	35	95	VAL
37	35	96	THR
37	35	98	GLU
37	35	105	LEU
37	35	106	LEU
37	35	111	ARG
37	35	112	LEU
37	35	117	GLU
37	35	132	LYS
37	35	133	SER
37	35	136	GLU
37	35	138	LEU
37	35	144	GLU
38	45	5	ARG
38	45	7	MET
38	45	10	ARG
38	45	18	LYS
38	45	45	GLN
38	45	56	ARG
38	45	60	ARG
38	45	63	LYS
38	45	76	LYS
38	45	77	LYS
38	45	83	MET

*Continued on next page...*

*Continued from previous page...*

<b>Mol</b>	<b>Chain</b>	<b>Res</b>	<b>Type</b>
38	45	85	LYS
38	45	89	ASN
38	45	90	VAL
38	45	96	VAL
38	45	103	MET
38	45	110	THR
38	45	118	LEU
38	45	134	ARG
38	45	139	GLU
39	55	9	LYS
39	55	15	SER
39	55	18	LEU
39	55	23	ASN
39	55	28	LEU
39	55	29	LEU
39	55	33	ARG
39	55	43	GLU
39	55	44	LEU
39	55	65	LEU
39	55	67	LEU
39	55	74	LYS
39	55	75	LEU
39	55	79	LEU
39	55	81	ASP
39	55	82	GLU
39	55	88	ARG
39	55	98	LEU
40	65	4	LEU
40	65	12	PHE
40	65	17	ARG
40	65	19	LYS
40	65	20	ARG
40	65	21	THR
40	65	23	ARG
40	65	24	LEU
40	65	36	TYR
40	65	39	ILE
40	65	40	ILE
40	65	43	GLU
40	65	44	LYS
40	65	64	GLU
40	65	65	VAL

*Continued on next page...*



*Continued from previous page...*

<b>Mol</b>	<b>Chain</b>	<b>Res</b>	<b>Type</b>
40	65	68	GLN
40	65	69	VAL
40	65	78	LEU
40	65	83	LYS
40	65	89	ARG
40	65	98	VAL
40	65	101	LEU
40	65	106	ARG
41	75	1	MET
41	75	7	ILE
41	75	8	LYS
41	75	13	ARG
41	75	17	THR
41	75	19	LEU
41	75	30	VAL
41	75	34	VAL
41	75	36	GLU
41	75	39	ARG
41	75	40	THR
41	75	41	ARG
41	75	54	ARG
41	75	60	THR
41	75	62	THR
41	75	64	ARG
41	75	86	ILE
41	75	89	VAL
41	75	91	ARG
41	75	93	ARG
41	75	105	LEU
41	75	106	SER
41	75	107	ASP
41	75	112	ARG
41	75	118	ARG
41	75	133	GLU
42	85	3	ARG
42	85	15	LYS
42	85	17	ILE
42	85	52	ARG
42	85	55	ARG
42	85	60	LEU
42	85	74	LEU
42	85	78	THR

*Continued on next page...*

*Continued from previous page...*

<b>Mol</b>	<b>Chain</b>	<b>Res</b>	<b>Type</b>
42	85	105	VAL
42	85	114	LYS
43	95	13	ARG
43	95	15	GLU
43	95	18	LEU
43	95	35	LEU
43	95	38	LEU
43	95	39	LEU
43	95	45	THR
43	95	46	VAL
43	95	57	VAL
43	95	62	LEU
43	95	66	ARG
43	95	72	VAL
43	95	74	LYS
43	95	75	PHE
43	95	76	LYS
43	95	79	VAL
43	95	80	GLN
43	95	84	LYS
43	95	85	LYS
43	95	89	GLN
43	95	91	TYR
44	A5	11	ARG
44	A5	15	ARG
44	A5	19	LEU
44	A5	23	LEU
44	A5	39	THR
44	A5	40	ASN
44	A5	51	LEU
44	A5	52	GLU
44	A5	65	LEU
44	A5	68	ARG
44	A5	70	TYR
44	A5	76	VAL
44	A5	78	GLU
44	A5	84	ARG
44	A5	88	ARG
44	A5	96	ILE
44	A5	106	ILE
44	A5	107	LEU
44	A5	111	HIS

*Continued on next page...*

*Continued from previous page...*

<b>Mol</b>	<b>Chain</b>	<b>Res</b>	<b>Type</b>
45	B5	12	VAL
45	B5	23	GLU
45	B5	27	THR
45	B5	30	VAL
45	B5	35	THR
45	B5	37	THR
45	B5	40	LYS
45	B5	43	VAL
45	B5	45	THR
45	B5	49	VAL
45	B5	52	VAL
45	B5	53	LYS
45	B5	54	VAL
45	B5	57	LEU
45	B5	63	LYS
45	B5	65	ARG
45	B5	69	TYR
45	B5	70	LEU
45	B5	78	LYS
45	B5	80	ILE
45	B5	81	VAL
45	B5	82	GLN
46	C5	2	ARG
46	C5	23	ARG
46	C5	24	VAL
46	C5	31	LEU
46	C5	38	ILE
46	C5	45	VAL
46	C5	46	LYS
46	C5	55	TYR
46	C5	60	PHE
46	C5	62	GLU
46	C5	63	LYS
46	C5	67	LEU
46	C5	71	LYS
46	C5	72	VAL
46	C5	76	CYS
46	C5	79	CYS
46	C5	84	ARG
46	C5	85	VAL
46	C5	86	ARG
46	C5	88	LYS

*Continued on next page...*

*Continued from previous page...*

<b>Mol</b>	<b>Chain</b>	<b>Res</b>	<b>Type</b>
46	C5	89	PHE
46	C5	97	ARG
46	C5	98	VAL
46	C5	101	LYS
46	C5	102	CYS
47	D5	5	LEU
47	D5	9	TYR
47	D5	13	GLU
47	D5	19	ARG
47	D5	27	VAL
47	D5	28	MET
47	D5	34	ASN
47	D5	36	LYS
47	D5	37	VAL
47	D5	41	LEU
47	D5	54	HIS
47	D5	55	HIS
47	D5	58	VAL
47	D5	59	LEU
47	D5	63	ASP
47	D5	70	LEU
47	D5	74	VAL
47	D5	76	LEU
47	D5	84	GLU
47	D5	89	PHE
47	D5	91	LEU
47	D5	125	LEU
47	D5	126	VAL
47	D5	131	ARG
47	D5	161	VAL
48	E5	10	THR
48	E5	12	ASN
48	E5	36	ILE
48	E5	43	THR
48	E5	46	LYS
48	E5	53	MET
48	E5	64	ASP
48	E5	68	GLU
49	F5	4	VAL
49	F5	11	ARG
49	F5	17	SER
49	F5	23	LYS

*Continued on next page...*

*Continued from previous page...*

<b>Mol</b>	<b>Chain</b>	<b>Res</b>	<b>Type</b>
49	F5	25	LYS
49	F5	34	THR
49	F5	35	THR
49	F5	38	SER
49	F5	40	ARG
49	F5	51	VAL
49	F5	67	ILE
49	F5	76	ARG
49	F5	78	LYS
49	F5	82	LEU
49	F5	83	GLU
49	F5	85	LEU
49	F5	91	LYS
49	F5	95	LEU
50	G5	7	ARG
50	G5	10	LEU
50	G5	16	LEU
50	G5	24	LEU
50	G5	25	VAL
50	G5	26	ARG
50	G5	30	ARG
50	G5	32	LEU
50	G5	43	GLN
50	G5	46	GLN
50	G5	47	ASN
50	G5	48	HIS
50	G5	50	ILE
50	G5	53	LEU
50	G5	54	LYS
51	H5	5	LYS
51	H5	8	LEU
51	H5	16	PRO
51	H5	24	LYS
51	H5	30	ARG
51	H5	33	GLN
51	H5	38	GLU
51	H5	40	THR
51	H5	55	ARG
51	H5	56	VAL
53	J5	6	VAL
53	J5	15	ARG
53	J5	16	ARG

*Continued on next page...*

*Continued from previous page...*

<b>Mol</b>	<b>Chain</b>	<b>Res</b>	<b>Type</b>
53	J5	23	HIS
53	J5	25	LEU
53	J5	35	GLU
53	J5	48	GLU
53	J5	49	CYS
53	J5	55	ARG
54	L5	1	MET
54	L5	4	THR
54	L5	8	ASN
54	L5	9	ARG
54	L5	43	THR
55	M5	6	THR
55	M5	23	VAL
55	M5	31	HIS
55	M5	32	LEU
55	M5	41	ILE
55	M5	56	GLU
55	M5	57	ARG
55	M5	58	ILE
55	M5	60	LEU
55	M5	64	TYR

Sometimes sidechains can be flipped to improve hydrogen bonding and reduce clashes. All (25) such sidechains are listed below:

<b>Mol</b>	<b>Chain</b>	<b>Res</b>	<b>Type</b>
7	6E	86	GLN
19	AI	23	ASN
28	71	56	GLN
28	71	225	ASN
31	31	75	HIS
50	K8	48	HIS
52	M8	40	HIS
3	22	181	ASN
4	32	123	HIS
4	32	125	HIS
7	62	51	GLN
8	72	15	ASN
9	82	87	GLN
10	1A	13	HIS
10	1A	84	GLN
12	3A	49	ASN
14	5A	49	HIS

*Continued on next page...*

*Continued from previous page...*

Mol	Chain	Res	Type
18	9A	36	ASN
19	AA	57	HIS
33	59	61	HIS
33	59	65	HIS
37	35	70	GLN
38	45	89	ASN
41	75	2	ASN
44	A5	60	ASN

### 5.3.3 RNA [i](#)

Mol	Chain	Analysed	Backbone Outliers	Pucker Outliers
1	13	1493/1522 (98%)	361 (24%)	29 (1%)
1	1G	1506/1522 (98%)	367 (24%)	27 (1%)
22	1K	67/75 (89%)	27 (40%)	2 (2%)
23	2K	76/77 (98%)	22 (28%)	1 (1%)
23	2L	76/77 (98%)	14 (18%)	2 (2%)
24	3K	75/76 (98%)	42 (56%)	4 (5%)
25	4K	18/27 (66%)	12 (66%)	2 (11%)
25	4L	17/27 (62%)	9 (52%)	0
26	14	2853/2917 (97%)	731 (25%)	38 (1%)
26	1H	2829/2917 (96%)	722 (25%)	50 (1%)
27	16	121/122 (99%)	24 (19%)	1 (0%)
27	1J	121/122 (99%)	35 (28%)	1 (0%)
56	1L	69/76 (90%)	27 (39%)	4 (5%)
57	3L	75/76 (98%)	35 (46%)	1 (1%)
All	All	9396/9633 (97%)	2428 (25%)	162 (1%)

All (2428) RNA backbone outliers are listed below:

Mol	Chain	Res	Type
1	13	2	U
1	13	5	U
1	13	6	G
1	13	9	G
1	13	15	G
1	13	19	C
1	13	32	A
1	13	39	G
1	13	44	G
1	13	47	C

*Continued on next page...*

*Continued from previous page...*

<b>Mol</b>	<b>Chain</b>	<b>Res</b>	<b>Type</b>
1	13	48	C
1	13	49	U
1	13	50	A
1	13	51	A
1	13	54	C
1	13	61	G
1	13	63	C
1	13	65	U
1	13	66	G
1	13	68	G
1	13	73	G
1	13	74	C
1	13	75	C
1	13	76	G
1	13	95	G
1	13	96	G
1	13	97	U
1	13	99	C
1	13	101	A
1	13	106	C
1	13	116	A
1	13	121	C
1	13	122	G
1	13	131	C
1	13	142	G
1	13	144	G
1	13	145	G
1	13	150	C
1	13	151	A
1	13	160	A
1	13	163	C
1	13	169	C
1	13	172	A
1	13	173	U
1	13	174	C
1	13	186(F)	C
1	13	189	U
1	13	190	G
1	13	191(A)	G
1	13	195	A
1	13	197	A
1	13	199	G

*Continued on next page...*



*Continued from previous page...*

<b>Mol</b>	<b>Chain</b>	<b>Res</b>	<b>Type</b>
1	13	201	C
1	13	208	U
1	13	209	U
1	13	216	G
1	13	217	C
1	13	222	U
1	13	226	G
1	13	231	G
1	13	232	G
1	13	243	A
1	13	244	U
1	13	245	C
1	13	247	G
1	13	251	G
1	13	262	A
1	13	266	G
1	13	267	C
1	13	270	A
1	13	280	C
1	13	289	G
1	13	305	G
1	13	316	G
1	13	317	G
1	13	321	A
1	13	328	C
1	13	329	A
1	13	330	C
1	13	332	G
1	13	341	C
1	13	344	A
1	13	345	C
1	13	346	G
1	13	347	G
1	13	352	C
1	13	353	A
1	13	354	G
1	13	356	A
1	13	365	U
1	13	367	U
1	13	372	C
1	13	382	A
1	13	390	C

*Continued on next page...*

*Continued from previous page...*

<b>Mol</b>	<b>Chain</b>	<b>Res</b>	<b>Type</b>
1	13	392	G
1	13	397	A
1	13	398	C
1	13	406	G
1	13	411	A
1	13	412	A
1	13	414	A
1	13	418	C
1	13	422	C
1	13	423	G
1	13	424	G
1	13	429	U
1	13	430	A
1	13	438	G
1	13	439	A
1	13	452	A
1	13	466	C
1	13	467	G
1	13	475	G
1	13	485	G
1	13	496	A
1	13	497	U
1	13	505	G
1	13	509	A
1	13	510	A
1	13	511	C
1	13	513	C
1	13	518	C
1	13	519	C
1	13	521	G
1	13	524	G
1	13	525	C
1	13	527	G
1	13	531	U
1	13	532	A
1	13	534	U
1	13	536	C
1	13	547	A
1	13	550	G
1	13	559	A
1	13	561	U
1	13	564	C

*Continued on next page...*

*Continued from previous page...*

<b>Mol</b>	<b>Chain</b>	<b>Res</b>	<b>Type</b>
1	13	572	A
1	13	573	A
1	13	576	G
1	13	577	G
1	13	581	G
1	13	587	G
1	13	596	C
1	13	607	A
1	13	617	G
1	13	630	G
1	13	633	G
1	13	650	G
1	13	652	U
1	13	653	A
1	13	661	G
1	13	664	G
1	13	665	A
1	13	687	A
1	13	688	G
1	13	701	C
1	13	719	C
1	13	721	G
1	13	723	U
1	13	724	G
1	13	747	C
1	13	749	C
1	13	752	G
1	13	753	A
1	13	755	G
1	13	763	G
1	13	769	G
1	13	774	G
1	13	777	A
1	13	787	A
1	13	793	U
1	13	794	A
1	13	796	C
1	13	801	U
1	13	805	C
1	13	812	C
1	13	813	U
1	13	815	A

*Continued on next page...*

*Continued from previous page...*

<b>Mol</b>	<b>Chain</b>	<b>Res</b>	<b>Type</b>
1	13	817	C
1	13	818	G
1	13	819	A
1	13	821	G
1	13	828	A
1	13	841	U
1	13	842	C
1	13	843	U
1	13	848	C
1	13	849	C
1	13	855	G
1	13	859	A
1	13	864	A
1	13	869	G
1	13	870	U
1	13	871	U
1	13	872	A
1	13	876	G
1	13	902	G
1	13	914	A
1	13	926	G
1	13	927	G
1	13	933	G
1	13	934	C
1	13	936	C
1	13	938	A
1	13	942	G
1	13	960	U
1	13	968	A
1	13	969	A
1	13	971	G
1	13	974	A
1	13	975	A
1	13	976	G
1	13	977	A
1	13	978	A
1	13	984	C
1	13	993	G
1	13	998	G
1	13	999	U
1	13	1004	A
1	13	1005	A

*Continued on next page...*

*Continued from previous page...*

<b>Mol</b>	<b>Chain</b>	<b>Res</b>	<b>Type</b>
1	13	1006	C
1	13	1008	C
1	13	1009	G
1	13	1012	U
1	13	1021	G
1	13	1022	G
1	13	1024	G
1	13	1025	U
1	13	1026	G
1	13	1028(A)	C
1	13	1029	G
1	13	1030	C
1	13	1031	G
1	13	1032	A
1	13	1032(A)	G
1	13	1032(B)	G
1	13	1035	A
1	13	1037	C
1	13	1042	G
1	13	1054	C
1	13	1055	A
1	13	1063	C
1	13	1064	G
1	13	1065	U
1	13	1066	C
1	13	1067	A
1	13	1081	G
1	13	1094	G
1	13	1095	U
1	13	1101	A
1	13	1108	G
1	13	1124	G
1	13	1125	U
1	13	1126	U
1	13	1127	G
1	13	1129	C
1	13	1130	A
1	13	1131	G
1	13	1132	C
1	13	1133	G
1	13	1134	G
1	13	1136	U

*Continued on next page...*

*Continued from previous page...*

<b>Mol</b>	<b>Chain</b>	<b>Res</b>	<b>Type</b>
1	13	1137	C
1	13	1138	G
1	13	1139	G
1	13	1141	C
1	13	1145	C
1	13	1146	A
1	13	1152	A
1	13	1154	G
1	13	1157	A
1	13	1158	C
1	13	1160	G
1	13	1161	C
1	13	1171	G
1	13	1177	G
1	13	1178	G
1	13	1179	A
1	13	1180	A
1	13	1181	G
1	13	1188	A
1	13	1189	C
1	13	1190	G
1	13	1196	U
1	13	1197	G
1	13	1201	A
1	13	1203	C
1	13	1213	A
1	13	1215	G
1	13	1220	G
1	13	1225	A
1	13	1226	C
1	13	1227	A
1	13	1238	A
1	13	1240	U
1	13	1241	G
1	13	1253	G
1	13	1256	A
1	13	1257	U
1	13	1258	G
1	13	1262	C
1	13	1268	A
1	13	1273	G
1	13	1275	A

*Continued on next page...*

*Continued from previous page...*

<b>Mol</b>	<b>Chain</b>	<b>Res</b>	<b>Type</b>
1	13	1278	U
1	13	1279	A
1	13	1280	A
1	13	1281	U
1	13	1286	A
1	13	1287	A
1	13	1288	A
1	13	1290	G
1	13	1299	A
1	13	1300	G
1	13	1301	U
1	13	1320	C
1	13	1323	G
1	13	1331	G
1	13	1336	C
1	13	1337	G
1	13	1338	G
1	13	1346	A
1	13	1347	G
1	13	1350	A
1	13	1352	C
1	13	1353	G
1	13	1362(A)	C
1	13	1363	A
1	13	1368	G
1	13	1370	G
1	13	1378	C
1	13	1381	U
1	13	1398	A
1	13	1401	G
1	13	1406	U
1	13	1419	G
1	13	1436	U
1	13	1442	G
1	13	1443	G
1	13	1446	A
1	13	1450	U
1	13	1451	A
1	13	1452	C
1	13	1453	G
1	13	1454	G
1	13	1475	G

*Continued on next page...*

*Continued from previous page...*

<b>Mol</b>	<b>Chain</b>	<b>Res</b>	<b>Type</b>
1	13	1476	G
1	13	1487	G
1	13	1492	A
1	13	1497	G
1	13	1499	A
1	13	1502	A
1	13	1504	G
1	13	1506	U
1	13	1514	C
1	13	1517	G
1	13	1529	G
1	13	1530	G
1	13	1534	A
1	13	1535	C
1	13	1536	C
22	1K	2	G
22	1K	4	U
22	1K	9	A
22	1K	10	G
22	1K	11	C
22	1K	15	G
22	1K	18	G
22	1K	24	G
22	1K	25	C
22	1K	26	A
22	1K	30	G
22	1K	47	U
22	1K	48	C
22	1K	49	G
22	1K	50	C
22	1K	56	C
22	1K	60	U
22	1K	61	C
22	1K	63	U
22	1K	68	G
22	1K	69	A
22	1K	70	C
22	1K	71	C
22	1K	72	C
22	1K	73	A
22	1K	74	C
22	1K	75	C

*Continued on next page...*



*Continued from previous page...*

<b>Mol</b>	<b>Chain</b>	<b>Res</b>	<b>Type</b>
23	2K	2	G
23	2K	8	4SU
23	2K	9	G
23	2K	13	C
23	2K	17	C
23	2K	18	U
23	2K	20	G
23	2K	21	U
23	2K	22	A
23	2K	26	C
23	2K	30	G
23	2K	35	C
23	2K	37	U
23	2K	42	C
23	2K	44	A
23	2K	47	G7M
23	2K	48	U
23	2K	49	C
23	2K	50	G
23	2K	53	G
23	2K	73	A
23	2K	77	A
24	3K	2	G
24	3K	3	G
24	3K	4	U
24	3K	8	U
24	3K	9	A
24	3K	10	G
24	3K	11	C
24	3K	15	G
24	3K	17	U
24	3K	18	G
24	3K	19	G
24	3K	20	U
24	3K	21	A
24	3K	22	G
24	3K	23	A
24	3K	25	C
24	3K	26	A
24	3K	27	G
24	3K	31	A
24	3K	32	C

*Continued on next page...*

*Continued from previous page...*

<b>Mol</b>	<b>Chain</b>	<b>Res</b>	<b>Type</b>
24	3K	33	U
24	3K	34	U
24	3K	40	C
24	3K	44	U
24	3K	45	G
24	3K	46	G
24	3K	47	U
24	3K	48	C
24	3K	50	C
24	3K	51	A
24	3K	52	G
24	3K	53	G
24	3K	55	U
24	3K	56	C
24	3K	58	A
24	3K	59	A
24	3K	60	U
24	3K	62	C
24	3K	66	A
24	3K	73	A
24	3K	74	C
24	3K	76	A
25	4K	7	G
25	4K	9	G
25	4K	10	G
25	4K	11	U
25	4K	12	A
25	4K	13	A
25	4K	14	A
25	4K	15	A
25	4K	19	A
25	4K	22	A
25	4K	23	A
25	4K	24	A
26	1H	9	U
26	1H	12	U
26	1H	15	G
26	1H	26	G
26	1H	34	C
26	1H	35	G
26	1H	37	C
26	1H	39	C

*Continued on next page...*

*Continued from previous page...*

<b>Mol</b>	<b>Chain</b>	<b>Res</b>	<b>Type</b>
26	1H	44	A
26	1H	46	C
26	1H	51	G
26	1H	56	A
26	1H	59	U
26	1H	61	G
26	1H	63	U
26	1H	66	C
26	1H	71	A
26	1H	72	U
26	1H	74	A
26	1H	75	G
26	1H	85	G
26	1H	102	G
26	1H	114	U
26	1H	118	A
26	1H	119	A
26	1H	120	U
26	1H	123	G
26	1H	131	G
26	1H	138	G
26	1H	155	C
26	1H	162	U
26	1H	163	U
26	1H	164	U
26	1H	171	G
26	1H	172	C
26	1H	174	C
26	1H	181	A
26	1H	188	G
26	1H	196	A
26	1H	197	A
26	1H	199	A
26	1H	214	G
26	1H	215	G
26	1H	216	A
26	1H	217	G
26	1H	222	A
26	1H	223	A
26	1H	224	G
26	1H	227	A
26	1H	228	A

*Continued on next page...*

*Continued from previous page...*

<b>Mol</b>	<b>Chain</b>	<b>Res</b>	<b>Type</b>
26	1H	229	A
26	1H	233	A
26	1H	243	U
26	1H	244	A
26	1H	248	G
26	1H	250	G
26	1H	252	G
26	1H	261	G
26	1H	267	C
26	1H	269	U
26	1H	270(F)	U
26	1H	270(G)	C
26	1H	270(K)	C
26	1H	270(M)	U
26	1H	270(N)	G
26	1H	270(O)	U
26	1H	270(P)	C
26	1H	270(Q)	C
26	1H	270(R)	G
26	1H	271(C)	U
26	1H	271	G
26	1H	274	G
26	1H	275	G
26	1H	277	C
26	1H	278	A
26	1H	295	G
26	1H	299	A
26	1H	308	G
26	1H	311	A
26	1H	315	G
26	1H	323	G
26	1H	324	A
26	1H	329	G
26	1H	330	A
26	1H	331	A
26	1H	346	A
26	1H	352	G
26	1H	354	G
26	1H	357	A
26	1H	363	G
26	1H	363(A)	A
26	1H	363(C)	G

*Continued on next page...*

*Continued from previous page...*

<b>Mol</b>	<b>Chain</b>	<b>Res</b>	<b>Type</b>
26	1H	363(E)	U
26	1H	364	C
26	1H	372	G
26	1H	375	C
26	1H	380	U
26	1H	382	G
26	1H	385	C
26	1H	386	G
26	1H	400	G
26	1H	404	C
26	1H	405	U
26	1H	411	G
26	1H	415	A
26	1H	416	C
26	1H	418	G
26	1H	428	A
26	1H	436	C
26	1H	443	A
26	1H	444	C
26	1H	447	A
26	1H	448	U
26	1H	454	A
26	1H	455	C
26	1H	457	A
26	1H	459	U
26	1H	460	A
26	1H	470	A
26	1H	471	A
26	1H	478	A
26	1H	481	G
26	1H	482	A
26	1H	483	A
26	1H	494	G
26	1H	501	A
26	1H	505	A
26	1H	508	G
26	1H	509	C
26	1H	528	A
26	1H	529	A
26	1H	531	C
26	1H	532	A
26	1H	533	G

*Continued on next page...*

*Continued from previous page...*

<b>Mol</b>	<b>Chain</b>	<b>Res</b>	<b>Type</b>
26	1H	548	A
26	1H	549	G
26	1H	556	G
26	1H	559	G
26	1H	563	G
26	1H	564	C
26	1H	570	G
26	1H	571	A
26	1H	573	G
26	1H	575	A
26	1H	586	A
26	1H	588	U
26	1H	595	C
26	1H	603	A
26	1H	607	U
26	1H	617	G
26	1H	621	A
26	1H	622	G
26	1H	627	A
26	1H	632	A
26	1H	637	A
26	1H	640	C
26	1H	645	C
26	1H	646	A
26	1H	647	G
26	1H	654	A
26	1H	654(A)	A
26	1H	654(C)	G
26	1H	654(D)	G
26	1H	654(Q)	C
26	1H	654(S)	G
26	1H	654(T)	A
26	1H	664	C
26	1H	665	C
26	1H	669	G
26	1H	676	A
26	1H	686	G
26	1H	702	G
26	1H	703	U
26	1H	715	G
26	1H	716	A
26	1H	730	C

*Continued on next page...*

*Continued from previous page...*

<b>Mol</b>	<b>Chain</b>	<b>Res</b>	<b>Type</b>
26	1H	739	G
26	1H	747	U
26	1H	748	G
26	1H	752	A
26	1H	753	C
26	1H	762	U
26	1H	764	A
26	1H	775	G
26	1H	776	G
26	1H	777	A
26	1H	779	U
26	1H	782	A
26	1H	784	A
26	1H	785	G
26	1H	790	C
26	1H	791	C
26	1H	792	G
26	1H	805	G
26	1H	810	U
26	1H	812	C
26	1H	827	U
26	1H	828	U
26	1H	835	A
26	1H	845	G
26	1H	846	C
26	1H	855	G
26	1H	859	G
26	1H	860	U
26	1H	866	A
26	1H	870	A
26	1H	879	G
26	1H	880	G
26	1H	881	G
26	1H	882	G
26	1H	894	C
26	1H	898	C
26	1H	899	A
26	1H	900	A
26	1H	901	A
26	1H	904	C
26	1H	910	A
26	1H	917	A

*Continued on next page...*

*Continued from previous page...*

<b>Mol</b>	<b>Chain</b>	<b>Res</b>	<b>Type</b>
26	1H	918	A
26	1H	932	G
26	1H	941	A
26	1H	945	A
26	1H	946	G
26	1H	953	A
26	1H	959	A
26	1H	961	C
26	1H	968	G
26	1H	972	G
26	1H	973	A
26	1H	974	G
26	1H	974(A)	C
26	1H	980	A
26	1H	983	A
26	1H	995	C
26	1H	996	A
26	1H	997	G
26	1H	998	C
26	1H	1005	C
26	1H	1010	A
26	1H	1011	G
26	1H	1012	U
26	1H	1013	C
26	1H	1017	G
26	1H	1020	A
26	1H	1022	G
26	1H	1023	U
26	1H	1024	G
26	1H	1025	G
26	1H	1026	U
26	1H	1027	A
26	1H	1033	U
26	1H	1037	G
26	1H	1045	A
26	1H	1046	A
26	1H	1047	G
26	1H	1052	C
26	1H	1053	C
26	1H	1107	G
26	1H	1108	U
26	1H	1109	C

*Continued on next page...*



*Continued from previous page...*

<b>Mol</b>	<b>Chain</b>	<b>Res</b>	<b>Type</b>
26	1H	1110	G
26	1H	1111	A
26	1H	1112	G
26	1H	1117	G
26	1H	1126	A
26	1H	1128	A
26	1H	1129	A
26	1H	1130	U
26	1H	1135	C
26	1H	1136	G
26	1H	1138	G
26	1H	1139	G
26	1H	1142	U
26	1H	1142(A)	A
26	1H	1152	C
26	1H	1170	G
26	1H	1171	G
26	1H	1173	G
26	1H	1175	U
26	1H	1176	G
26	1H	1177	A
26	1H	1178	C
26	1H	1179	C
26	1H	1187	G
26	1H	1192	G
26	1H	1194	A
26	1H	1195	G
26	1H	1204	A
26	1H	1205	U
26	1H	1210	A
26	1H	1211	U
26	1H	1218	C
26	1H	1220	A
26	1H	1221	C
26	1H	1228	G
26	1H	1229(A)	G
26	1H	1244	G
26	1H	1245	G
26	1H	1249	U
26	1H	1250	G
26	1H	1253	A
26	1H	1256	G

*Continued on next page...*

*Continued from previous page...*

<b>Mol</b>	<b>Chain</b>	<b>Res</b>	<b>Type</b>
26	1H	1265	A
26	1H	1271	G
26	1H	1272	A
26	1H	1273	U
26	1H	1287	A
26	1H	1298	C
26	1H	1300	U
26	1H	1301	A
26	1H	1302	A
26	1H	1305	C
26	1H	1321	A
26	1H	1329	U
26	1H	1332	G
26	1H	1338	G
26	1H	1345	C
26	1H	1348	G
26	1H	1349	A
26	1H	1352	U
26	1H	1358	G
26	1H	1359	A
26	1H	1360	A
26	1H	1365	A
26	1H	1370	C
26	1H	1373	A
26	1H	1374	G
26	1H	1379	A
26	1H	1380	G
26	1H	1384	A
26	1H	1385	G
26	1H	1386	C
26	1H	1388	G
26	1H	1395	A
26	1H	1396	U
26	1H	1397	U
26	1H	1403	C
26	1H	1404	C
26	1H	1407	C
26	1H	1416	G
26	1H	1417	C
26	1H	1420	U
26	1H	1421	G
26	1H	1427	A

*Continued on next page...*

*Continued from previous page...*

<b>Mol</b>	<b>Chain</b>	<b>Res</b>	<b>Type</b>
26	1H	1428	C
26	1H	1429	G
26	1H	1437	C
26	1H	1441	G
26	1H	1444(A)	A
26	1H	1449(A)	G
26	1H	1455	G
26	1H	1459	G
26	1H	1460	A
26	1H	1461	G
26	1H	1467	C
26	1H	1471	A
26	1H	1482	U
26	1H	1490	A
26	1H	1493	C
26	1H	1494	A
26	1H	1495	A
26	1H	1497	U
26	1H	1507	A
26	1H	1508	A
26	1H	1509	C
26	1H	1510	A
26	1H	1511	A
26	1H	1520	U
26	1H	1522	G
26	1H	1526	G
26	1H	1534	G
26	1H	1535	U
26	1H	1537	C
26	1H	1538	G
26	1H	1540	G
26	1H	1543	A
26	1H	1544	C
26	1H	1545	A
26	1H	1548	C
26	1H	1554	A
26	1H	1558	A
26	1H	1559	G
26	1H	1565	C
26	1H	1566	A
26	1H	1569	A
26	1H	1576	U

*Continued on next page...*

*Continued from previous page...*

<b>Mol</b>	<b>Chain</b>	<b>Res</b>	<b>Type</b>
26	1H	1577	C
26	1H	1578	U
26	1H	1580	A
26	1H	1585	C
26	1H	1586	A
26	1H	1594	G
26	1H	1606	G
26	1H	1608	A
26	1H	1609	A
26	1H	1610	A
26	1H	1617	C
26	1H	1618	A
26	1H	1625	C
26	1H	1628	G
26	1H	1635	G
26	1H	1639	U
26	1H	1640	C
26	1H	1641	A
26	1H	1644	C
26	1H	1646	C
26	1H	1647	G
26	1H	1648	C
26	1H	1651	G
26	1H	1654	A
26	1H	1658	C
26	1H	1672	C
26	1H	1674	G
26	1H	1678	G
26	1H	1682	G
26	1H	1683	C
26	1H	1684	C
26	1H	1695	G
26	1H	1699	G
26	1H	1703	G
26	1H	1706	U
26	1H	1707	G
26	1H	1728	G
26	1H	1729	A
26	1H	1730	U
26	1H	1731	G
26	1H	1732	A
26	1H	1735	C

*Continued on next page...*

*Continued from previous page...*

<b>Mol</b>	<b>Chain</b>	<b>Res</b>	<b>Type</b>
26	1H	1741	C
26	1H	1756	G
26	1H	1758	G
26	1H	1760	A
26	1H	1762	A
26	1H	1763	G
26	1H	1764	G
26	1H	1773	A
26	1H	1774	C
26	1H	1777	U
26	1H	1782	C
26	1H	1791	A
26	1H	1799	G
26	1H	1800	C
26	1H	1801	G
26	1H	1802	A
26	1H	1805	U
26	1H	1806	C
26	1H	1811	G
26	1H	1816	G
26	1H	1819	A
26	1H	1827	C
26	1H	1828	G
26	1H	1829	A
26	1H	1830	C
26	1H	1834	U
26	1H	1835	G
26	1H	1839	G
26	1H	1847	A
26	1H	1858	G
26	1H	1869	G
26	1H	1870	C
26	1H	1878	G
26	1H	1882	C
26	1H	1889	A
26	1H	1895	C
26	1H	1896	G
26	1H	1900	A
26	1H	1901	A
26	1H	1906	G
26	1H	1913	A
26	1H	1914	C

*Continued on next page...*

*Continued from previous page...*

<b>Mol</b>	<b>Chain</b>	<b>Res</b>	<b>Type</b>
26	1H	1915	U
26	1H	1919	A
26	1H	1926	U
26	1H	1929	G
26	1H	1930	G
26	1H	1931	U
26	1H	1938	A
26	1H	1945	G
26	1H	1955	U
26	1H	1963	U
26	1H	1967	C
26	1H	1968	G
26	1H	1969	A
26	1H	1970	A
26	1H	1971	A
26	1H	1972	A
26	1H	1981	A
26	1H	1982	C
26	1H	1983	C
26	1H	1993	U
26	1H	1994	C
26	1H	1999	C
26	1H	2020	A
26	1H	2023	G
26	1H	2031	A
26	1H	2032	G
26	1H	2033	A
26	1H	2036	C
26	1H	2039	C
26	1H	2043	C
26	1H	2052	G
26	1H	2054	A
26	1H	2055	C
26	1H	2056	G
26	1H	2060	A
26	1H	2061	G
26	1H	2062	A
26	1H	2063	C
26	1H	2066	C
26	1H	2069	G
26	1H	2078	C
26	1H	2080	G

*Continued on next page...*

*Continued from previous page...*

<b>Mol</b>	<b>Chain</b>	<b>Res</b>	<b>Type</b>
26	1H	2095	C
26	1H	2099	U
26	1H	2108	C
26	1H	2110	G
26	1H	2111	C
26	1H	2113	U
26	1H	2114	A
26	1H	2115	G
26	1H	2116	G
26	1H	2117	A
26	1H	2124	G
26	1H	2125	G
26	1H	2126	A
26	1H	2127	G
26	1H	2128	C
26	1H	2131	G
26	1H	2132	U
26	1H	2133	G
26	1H	2134	A
26	1H	2135	A
26	1H	2136	C
26	1H	2137	C
26	1H	2138	C
26	1H	2139	C
26	1H	2147	G
26	1H	2148	G
26	1H	2151	G
26	1H	2153	G
26	1H	2156	G
26	1H	2157	G
26	1H	2158	A
26	1H	2159	G
26	1H	2161	C
26	1H	2166	G
26	1H	2168	G
26	1H	2170	A
26	1H	2171	A
26	1H	2173	A
26	1H	2175	C
26	1H	2176	A
26	1H	2180	U
26	1H	2186	G

*Continued on next page...*

*Continued from previous page...*

<b>Mol</b>	<b>Chain</b>	<b>Res</b>	<b>Type</b>
26	1H	2189	U
26	1H	2190	G
26	1H	2192	G
26	1H	2193	G
26	1H	2198	A
26	1H	2207	C
26	1H	2210	G
26	1H	2211	G
26	1H	2212	A
26	1H	2215	G
26	1H	2225	A
26	1H	2226	C
26	1H	2238	G
26	1H	2240	C
26	1H	2271	G
26	1H	2273	A
26	1H	2275	C
26	1H	2280	G
26	1H	2283	C
26	1H	2287	A
26	1H	2291	U
26	1H	2305	A
26	1H	2307	G
26	1H	2308	G
26	1H	2310	A
26	1H	2314	C
26	1H	2320	A
26	1H	2321	G
26	1H	2325	G
26	1H	2327	A
26	1H	2334	G
26	1H	2336	A
26	1H	2337	G
26	1H	2346	A
26	1H	2347	C
26	1H	2350	C
26	1H	2354	G
26	1H	2360	A
26	1H	2364	C
26	1H	2372	G
26	1H	2376	A
26	1H	2377	A

*Continued on next page...*



*Continued from previous page...*

<b>Mol</b>	<b>Chain</b>	<b>Res</b>	<b>Type</b>
26	1H	2379	G
26	1H	2383	G
26	1H	2385	C
26	1H	2395	C
26	1H	2396	G
26	1H	2402	C
26	1H	2403	C
26	1H	2406	U
26	1H	2410	G
26	1H	2418	A
26	1H	2422	A
26	1H	2423	U
26	1H	2424	C
26	1H	2425	A
26	1H	2428	G
26	1H	2429	G
26	1H	2430	A
26	1H	2431	U
26	1H	2434	A
26	1H	2435	A
26	1H	2439	A
26	1H	2440	C
26	1H	2441	C
26	1H	2445	G
26	1H	2448	A
26	1H	2450	A
26	1H	2451	A
26	1H	2452	C
26	1H	2458	G
26	1H	2468	G
26	1H	2474	C
26	1H	2476	A
26	1H	2477	C
26	1H	2478	A
26	1H	2481	G
26	1H	2487	G
26	1H	2494	G
26	1H	2497	A
26	1H	2502	G
26	1H	2505	G
26	1H	2506	U
26	1H	2507	C

*Continued on next page...*

*Continued from previous page...*

<b>Mol</b>	<b>Chain</b>	<b>Res</b>	<b>Type</b>
26	1H	2518	A
26	1H	2529	G
26	1H	2531	A
26	1H	2554	U
26	1H	2566	A
26	1H	2567	G
26	1H	2573	C
26	1H	2582	G
26	1H	2599	G
26	1H	2601	C
26	1H	2602	A
26	1H	2609	U
26	1H	2610	C
26	1H	2611	U
26	1H	2612	C
26	1H	2629	A
26	1H	2632	A
26	1H	2636	U
26	1H	2654	A
26	1H	2665	A
26	1H	2666	C
26	1H	2673	G
26	1H	2676	C
26	1H	2679	A
26	1H	2681	C
26	1H	2682	U
26	1H	2683	C
26	1H	2689	U
26	1H	2691	C
26	1H	2702	U
26	1H	2703	C
26	1H	2705	A
26	1H	2707	G
26	1H	2712(A)	A
26	1H	2713	A
26	1H	2714	G
26	1H	2718	G
26	1H	2719	G
26	1H	2723	C
26	1H	2726	U
26	1H	2733	A
26	1H	2738	A

*Continued on next page...*

*Continued from previous page...*

<b>Mol</b>	<b>Chain</b>	<b>Res</b>	<b>Type</b>
26	1H	2739	U
26	1H	2742	C
26	1H	2744	G
26	1H	2749	A
26	1H	2755	C
26	1H	2756	U
26	1H	2757	A
26	1H	2764	A
26	1H	2765	A
26	1H	2766	G
26	1H	2777	G
26	1H	2778	A
26	1H	2779	U
26	1H	2789	C
26	1H	2790	A
26	1H	2791	C
26	1H	2792	G
26	1H	2793	G
26	1H	2795	G
26	1H	2797	U
26	1H	2798	C
26	1H	2801	A
26	1H	2803	C
26	1H	2808	U
26	1H	2816	C
26	1H	2818	G
26	1H	2820	A
26	1H	2821	A
26	1H	2833	G
26	1H	2834	G
26	1H	2835	A
26	1H	2848	G
26	1H	2849	U
26	1H	2850	A
26	1H	2864	G
26	1H	2871	C
26	1H	2872	G
26	1H	2886	G
26	1H	2892	A
26	1H	2894	G
26	1H	2895	U
26	1H	2898	U

*Continued on next page...*

*Continued from previous page...*

<b>Mol</b>	<b>Chain</b>	<b>Res</b>	<b>Type</b>
27	16	0	A
27	16	3	C
27	16	8	U
27	16	12	C
27	16	13	A
27	16	15	A
27	16	16	G
27	16	29	A
27	16	33	G
27	16	39	A
27	16	45	A
27	16	47	C
27	16	51	G
27	16	56	G
27	16	65	C
27	16	66	A
27	16	72	G
27	16	73	A
27	16	82	G
27	16	89	G
27	16	92	G
27	16	105	G
27	16	109	G
27	16	115	G
1	1G	5	U
1	1G	7	G
1	1G	9	G
1	1G	24	U
1	1G	31	G
1	1G	32	A
1	1G	39	G
1	1G	41	G
1	1G	44	G
1	1G	47	C
1	1G	48	C
1	1G	50	A
1	1G	51	A
1	1G	54	C
1	1G	65	U
1	1G	76	G
1	1G	79	G
1	1G	81	G

*Continued on next page...*

*Continued from previous page...*

<b>Mol</b>	<b>Chain</b>	<b>Res</b>	<b>Type</b>
1	1G	82	U
1	1G	88	C
1	1G	90	C
1	1G	91	C
1	1G	92	G
1	1G	93	U
1	1G	101	A
1	1G	103	C
1	1G	105	G
1	1G	115	G
1	1G	116	A
1	1G	121	C
1	1G	127	G
1	1G	131	C
1	1G	144	G
1	1G	157	G
1	1G	161	A
1	1G	162	A
1	1G	163	C
1	1G	170	U
1	1G	182	U
1	1G	185	A
1	1G	188	U
1	1G	189	U
1	1G	190	G
1	1G	191(A)	G
1	1G	191(D)	U
1	1G	191(E)	G
1	1G	195	A
1	1G	196	A
1	1G	197	A
1	1G	198	G
1	1G	209	U
1	1G	210	U
1	1G	216	G
1	1G	240	C
1	1G	242	C
1	1G	247	G
1	1G	251	G
1	1G	256	U
1	1G	266	G
1	1G	267	C

*Continued on next page...*

*Continued from previous page...*

<b>Mol</b>	<b>Chain</b>	<b>Res</b>	<b>Type</b>
1	1G	281	G
1	1G	289	G
1	1G	295	C
1	1G	298	A
1	1G	316	G
1	1G	321	A
1	1G	324	G
1	1G	328	C
1	1G	329	A
1	1G	332	G
1	1G	346	G
1	1G	347	G
1	1G	350	G
1	1G	351	G
1	1G	352	C
1	1G	353	A
1	1G	354	G
1	1G	356	A
1	1G	363	A
1	1G	365	U
1	1G	366	C
1	1G	367	U
1	1G	372	C
1	1G	373	A
1	1G	384	G
1	1G	388	G
1	1G	397	A
1	1G	398	C
1	1G	406	G
1	1G	412	A
1	1G	413	G
1	1G	414	A
1	1G	421	U
1	1G	422	C
1	1G	423	G
1	1G	424	G
1	1G	429	U
1	1G	433	C
1	1G	439	A
1	1G	442	C
1	1G	452	A
1	1G	455	C

*Continued on next page...*

*Continued from previous page...*

<b>Mol</b>	<b>Chain</b>	<b>Res</b>	<b>Type</b>
1	1G	456	C
1	1G	465	A
1	1G	466	C
1	1G	467	G
1	1G	475	G
1	1G	484	G
1	1G	485	G
1	1G	486	U
1	1G	496	A
1	1G	497	U
1	1G	505	G
1	1G	508	C
1	1G	510	A
1	1G	511	C
1	1G	512	U
1	1G	518	C
1	1G	521	G
1	1G	527	G
1	1G	530	G
1	1G	531	U
1	1G	532	A
1	1G	536	C
1	1G	547	A
1	1G	559	A
1	1G	560	U
1	1G	561	U
1	1G	564	C
1	1G	566	G
1	1G	572	A
1	1G	573	A
1	1G	576	G
1	1G	577	G
1	1G	599	C
1	1G	607	A
1	1G	619	U
1	1G	630	G
1	1G	631	G
1	1G	633	G
1	1G	653	A
1	1G	661	G
1	1G	665	A
1	1G	677	U

*Continued on next page...*

*Continued from previous page...*

<b>Mol</b>	<b>Chain</b>	<b>Res</b>	<b>Type</b>
1	1G	687	A
1	1G	688	G
1	1G	701	C
1	1G	702	A
1	1G	706	A
1	1G	707	C
1	1G	723	U
1	1G	724	G
1	1G	731	G
1	1G	735	C
1	1G	749	C
1	1G	755	G
1	1G	759	A
1	1G	769	G
1	1G	777	A
1	1G	782	A
1	1G	783	C
1	1G	787	A
1	1G	792	A
1	1G	793	U
1	1G	794	A
1	1G	805	C
1	1G	811	C
1	1G	813	U
1	1G	816	A
1	1G	817	C
1	1G	818	G
1	1G	821	G
1	1G	828	A
1	1G	837	G
1	1G	842	C
1	1G	843	U
1	1G	848	C
1	1G	851	G
1	1G	858	G
1	1G	859	A
1	1G	874	G
1	1G	885	G
1	1G	914	A
1	1G	916	G
1	1G	923	A
1	1G	925	G

*Continued on next page...*



*Continued from previous page...*

<b>Mol</b>	<b>Chain</b>	<b>Res</b>	<b>Type</b>
1	1G	926	G
1	1G	927	G
1	1G	934	C
1	1G	935	A
1	1G	936	C
1	1G	937	A
1	1G	942	G
1	1G	947	G
1	1G	948	C
1	1G	953	G
1	1G	960	U
1	1G	961	U
1	1G	966	G
1	1G	968	A
1	1G	969	A
1	1G	971	G
1	1G	972	C
1	1G	974	A
1	1G	975	A
1	1G	976	G
1	1G	977	A
1	1G	978	A
1	1G	982	U
1	1G	991	U
1	1G	992	U
1	1G	993	G
1	1G	996	A
1	1G	1001	G
1	1G	1002	G
1	1G	1004	A
1	1G	1006	C
1	1G	1008	C
1	1G	1016	A
1	1G	1017	G
1	1G	1021	G
1	1G	1024	G
1	1G	1025	U
1	1G	1026	G
1	1G	1028	C
1	1G	1028(A)	C
1	1G	1028(B)	C
1	1G	1029	G

*Continued on next page...*

*Continued from previous page...*

<b>Mol</b>	<b>Chain</b>	<b>Res</b>	<b>Type</b>
1	1G	1030	C
1	1G	1031	G
1	1G	1032(A)	G
1	1G	1033	G
1	1G	1036	G
1	1G	1037	C
1	1G	1040	U
1	1G	1042	G
1	1G	1050	G
1	1G	1053	G
1	1G	1055	A
1	1G	1056	U
1	1G	1064	G
1	1G	1066	C
1	1G	1073	U
1	1G	1081	G
1	1G	1084	G
1	1G	1092	A
1	1G	1094	G
1	1G	1095	U
1	1G	1096	C
1	1G	1101	A
1	1G	1113	C
1	1G	1118	C
1	1G	1124	G
1	1G	1125	U
1	1G	1126	U
1	1G	1127	G
1	1G	1128	C
1	1G	1129	C
1	1G	1133	G
1	1G	1135	U
1	1G	1138	G
1	1G	1139	G
1	1G	1140	C
1	1G	1141	C
1	1G	1144	G
1	1G	1146	A
1	1G	1147	C
1	1G	1154	G
1	1G	1157	A
1	1G	1158	C

*Continued on next page...*

*Continued from previous page...*

<b>Mol</b>	<b>Chain</b>	<b>Res</b>	<b>Type</b>
1	1G	1159	U
1	1G	1160	G
1	1G	1171	G
1	1G	1172	C
1	1G	1177	G
1	1G	1178	G
1	1G	1181	G
1	1G	1183	A
1	1G	1184	G
1	1G	1188	A
1	1G	1189	C
1	1G	1193	G
1	1G	1196	U
1	1G	1197	G
1	1G	1201	A
1	1G	1202	G
1	1G	1203	C
1	1G	1204	A
1	1G	1211	U
1	1G	1212	U
1	1G	1213	A
1	1G	1214	C
1	1G	1218	C
1	1G	1225	A
1	1G	1227	A
1	1G	1238	A
1	1G	1240	U
1	1G	1241	G
1	1G	1243	C
1	1G	1250	A
1	1G	1256	A
1	1G	1257	U
1	1G	1258	G
1	1G	1268	A
1	1G	1278	U
1	1G	1279	A
1	1G	1280	A
1	1G	1282	C
1	1G	1286	A
1	1G	1287	A
1	1G	1289	A
1	1G	1293	G

*Continued on next page...*

*Continued from previous page...*

<b>Mol</b>	<b>Chain</b>	<b>Res</b>	<b>Type</b>
1	1G	1294	G
1	1G	1299	A
1	1G	1300	G
1	1G	1301	U
1	1G	1305	G
1	1G	1313	U
1	1G	1320	C
1	1G	1322	C
1	1G	1323	G
1	1G	1331	G
1	1G	1335	C
1	1G	1336	C
1	1G	1338	G
1	1G	1346	A
1	1G	1347	G
1	1G	1353	G
1	1G	1358	U
1	1G	1362(A)	C
1	1G	1363	A
1	1G	1370	G
1	1G	1379	G
1	1G	1381	U
1	1G	1391	U
1	1G	1392	G
1	1G	1397	C
1	1G	1398	A
1	1G	1399	C
1	1G	1400	C
1	1G	1406	U
1	1G	1419	G
1	1G	1442	G
1	1G	1443	G
1	1G	1446	A
1	1G	1449	C
1	1G	1450	U
1	1G	1451	A
1	1G	1452	C
1	1G	1453	G
1	1G	1467	G
1	1G	1478	C
1	1G	1492	A
1	1G	1494	G

*Continued on next page...*

*Continued from previous page...*

<b>Mol</b>	<b>Chain</b>	<b>Res</b>	<b>Type</b>
1	1G	1499	A
1	1G	1503	A
1	1G	1504	G
1	1G	1506	U
1	1G	1517	G
1	1G	1520	G
1	1G	1525	G
1	1G	1529	G
1	1G	1530	G
1	1G	1531	A
1	1G	1532	U
1	1G	1533	C
1	1G	1534	A
56	1L	3	G
56	1L	4	U
56	1L	6	G
56	1L	7	U
56	1L	9	A
56	1L	10	G
56	1L	15	G
56	1L	16	U
56	1L	17	U
56	1L	18	G
56	1L	19	G
56	1L	20	U
56	1L	26	A
56	1L	30	G
56	1L	35	U
56	1L	41	A
56	1L	45	G
56	1L	49	G
56	1L	55	PSU
56	1L	62	C
56	1L	63	U
56	1L	66	A
56	1L	67	C
56	1L	69	A
56	1L	70	C
56	1L	74	C
56	1L	76	A
23	2L	6	G
23	2L	8	4SU

*Continued on next page...*

*Continued from previous page...*

<b>Mol</b>	<b>Chain</b>	<b>Res</b>	<b>Type</b>
23	2L	13	C
23	2L	16	C
23	2L	18	U
23	2L	21	U
23	2L	22	A
23	2L	23	G
23	2L	32	G
23	2L	45	A
23	2L	47	G7M
23	2L	48	U
23	2L	49	C
23	2L	50	G
57	3L	2	G
57	3L	5	C
57	3L	7	U
57	3L	9	A
57	3L	13	C
57	3L	16	U
57	3L	17	U
57	3L	18	G
57	3L	19	G
57	3L	20	U
57	3L	21	A
57	3L	22	G
57	3L	23	A
57	3L	25	C
57	3L	26	A
57	3L	31	A
57	3L	33	U
57	3L	36	U
57	3L	39	PSU
57	3L	40	C
57	3L	42	A
57	3L	43	U
57	3L	44	U
57	3L	45	G
57	3L	46	G
57	3L	47	U
57	3L	48	C
57	3L	56	C
57	3L	57	G
57	3L	58	A

*Continued on next page...*

*Continued from previous page...*

<b>Mol</b>	<b>Chain</b>	<b>Res</b>	<b>Type</b>
57	3L	59	A
57	3L	61	C
57	3L	63	U
57	3L	73	A
57	3L	76	A
25	4L	8	A
25	4L	9	G
25	4L	10	G
25	4L	11	U
25	4L	12	A
25	4L	13	A
25	4L	15	A
25	4L	22	A
25	4L	23	A
26	14	2	G
26	14	3	U
26	14	4	C
26	14	5	A
26	14	6	A
26	14	9	U
26	14	11	G
26	14	15	G
26	14	26	G
26	14	35	G
26	14	46	C
26	14	49	A
26	14	50	U
26	14	51	G
26	14	58	G
26	14	60	G
26	14	61	G
26	14	71	A
26	14	72	U
26	14	74	A
26	14	75	G
26	14	83	G
26	14	90	U
26	14	93	C
26	14	95	G
26	14	102	G
26	14	118	A
26	14	119	A

*Continued on next page...*

*Continued from previous page...*

<b>Mol</b>	<b>Chain</b>	<b>Res</b>	<b>Type</b>
26	14	120	U
26	14	125	G
26	14	129	C
26	14	154	G
26	14	155	C
26	14	161	U
26	14	162	U
26	14	172	C
26	14	173	G
26	14	174	C
26	14	175	G
26	14	196	A
26	14	199	A
26	14	205	G
26	14	212	G
26	14	215	G
26	14	216	A
26	14	221	A
26	14	222	A
26	14	225	A
26	14	228	A
26	14	229	A
26	14	233	A
26	14	240	G
26	14	248	G
26	14	249	C
26	14	250	G
26	14	252	G
26	14	270(K)	C
26	14	270(L)	U
26	14	270(N)	G
26	14	270(O)	U
26	14	270(Y)	G
26	14	271(B)	G
26	14	271(C)	U
26	14	271	G
26	14	273(D)	C
26	14	273(F)	C
26	14	274	G
26	14	275	G
26	14	276	A
26	14	278	A

*Continued on next page...*



*Continued from previous page...*

<b>Mol</b>	<b>Chain</b>	<b>Res</b>	<b>Type</b>
26	14	279	C
26	14	283	A
26	14	289	A
26	14	290	G
26	14	298	G
26	14	308	G
26	14	311	A
26	14	324	A
26	14	329	G
26	14	330	A
26	14	331	A
26	14	335	C
26	14	342	G
26	14	345	A
26	14	352	G
26	14	354	G
26	14	355	G
26	14	362	U
26	14	363	G
26	14	371	A
26	14	375	C
26	14	386	G
26	14	394	A
26	14	395	U
26	14	396	G
26	14	405	U
26	14	406	G
26	14	411	G
26	14	412	A
26	14	428	A
26	14	443	A
26	14	444	C
26	14	448	U
26	14	454	A
26	14	455	C
26	14	457	A
26	14	459	U
26	14	470	A
26	14	480	A
26	14	481	G
26	14	483	A
26	14	504	U

*Continued on next page...*

*Continued from previous page...*

<b>Mol</b>	<b>Chain</b>	<b>Res</b>	<b>Type</b>
26	14	505	A
26	14	508	G
26	14	509	C
26	14	527	C
26	14	528	A
26	14	529	A
26	14	530	G
26	14	531	C
26	14	532	A
26	14	533	G
26	14	537	C
26	14	547	A
26	14	549	G
26	14	556	G
26	14	560	C
26	14	563	G
26	14	570	G
26	14	573	G
26	14	575	A
26	14	598	G
26	14	603	A
26	14	607	U
26	14	613	U
26	14	614	U
26	14	615	G
26	14	617	G
26	14	620	G
26	14	621	A
26	14	622	G
26	14	623	G
26	14	627	A
26	14	637	A
26	14	645	C
26	14	646	A
26	14	650	C
26	14	651	G
26	14	654	A
26	14	654(A)	A
26	14	654(B)	C
26	14	654(C)	G
26	14	654(D)	G
26	14	654(S)	G

*Continued on next page...*

*Continued from previous page...*

<b>Mol</b>	<b>Chain</b>	<b>Res</b>	<b>Type</b>
26	14	654(T)	A
26	14	656	G
26	14	664	C
26	14	666	G
26	14	668	G
26	14	669	G
26	14	685	A
26	14	686	G
26	14	708	C
26	14	709	U
26	14	722	A
26	14	730	C
26	14	738	G
26	14	740	U
26	14	750	A
26	14	752	A
26	14	753	C
26	14	762	U
26	14	764	A
26	14	765	G
26	14	771	G
26	14	775	G
26	14	776	G
26	14	779	U
26	14	781	A
26	14	782	A
26	14	784	A
26	14	785	G
26	14	792	G
26	14	805	G
26	14	806	C
26	14	812	C
26	14	813	U
26	14	816	C
26	14	819	A
26	14	824	A
26	14	825	C
26	14	827	U
26	14	828	U
26	14	831	G
26	14	832	G
26	14	846	C

*Continued on next page...*

*Continued from previous page...*

<b>Mol</b>	<b>Chain</b>	<b>Res</b>	<b>Type</b>
26	14	847	U
26	14	848	G
26	14	855	G
26	14	859	G
26	14	865	C
26	14	866	A
26	14	869	G
26	14	877	U
26	14	878	A
26	14	879	G
26	14	897	C
26	14	899	A
26	14	901	A
26	14	904	C
26	14	905	U
26	14	906	G
26	14	910	A
26	14	914	C
26	14	915	C
26	14	917	A
26	14	919	G
26	14	932	G
26	14	933	A
26	14	938	G
26	14	941	A
26	14	945	A
26	14	946	G
26	14	953	A
26	14	957	A
26	14	958	U
26	14	959	A
26	14	961	C
26	14	974	G
26	14	978	G
26	14	980	A
26	14	983	A
26	14	987	G
26	14	989	G
26	14	990	A
26	14	991	C
26	14	996	A
26	14	999	U

*Continued on next page...*

*Continued from previous page...*

<b>Mol</b>	<b>Chain</b>	<b>Res</b>	<b>Type</b>
26	14	1008	C
26	14	1009	A
26	14	1010	A
26	14	1012	U
26	14	1013	C
26	14	1017	G
26	14	1020	A
26	14	1022	G
26	14	1023	U
26	14	1025	G
26	14	1026	U
26	14	1028	A
26	14	1031	G
26	14	1034	G
26	14	1036	G
26	14	1037	G
26	14	1039	G
26	14	1044	G
26	14	1048	A
26	14	1049	C
26	14	1050	A
26	14	1052	C
26	14	1054	A
26	14	1055	G
26	14	1056	G
26	14	1057	A
26	14	1060	U
26	14	1061	U
26	14	1062	G
26	14	1070	A
26	14	1071	G
26	14	1072	C
26	14	1073	A
26	14	1074	G
26	14	1075	C
26	14	1086	A
26	14	1088	A
26	14	1090	U
26	14	1091	G
26	14	1093	G
26	14	1099	G
26	14	1100	C

*Continued on next page...*

*Continued from previous page...*

<b>Mol</b>	<b>Chain</b>	<b>Res</b>	<b>Type</b>
26	14	1105	U
26	14	1106	G
26	14	1107	G
26	14	1109	C
26	14	1110	G
26	14	1112	G
26	14	1113	U
26	14	1114	G
26	14	1118	C
26	14	1122	G
26	14	1129	A
26	14	1130	U
26	14	1131	G
26	14	1135	C
26	14	1136	G
26	14	1139	G
26	14	1142	U
26	14	1143	A
26	14	1151	G
26	14	1157	G
26	14	1170	G
26	14	1173	G
26	14	1175	U
26	14	1176	G
26	14	1177	A
26	14	1178	C
26	14	1182	A
26	14	1193	G
26	14	1204	A
26	14	1205	U
26	14	1212	G
26	14	1213	A
26	14	1220	A
26	14	1229(A)	G
26	14	1237	A
26	14	1247	A
26	14	1248	G
26	14	1250	G
26	14	1253	A
26	14	1256	G
26	14	1271	G
26	14	1272	A

*Continued on next page...*

*Continued from previous page...*

<b>Mol</b>	<b>Chain</b>	<b>Res</b>	<b>Type</b>
26	14	1275	A
26	14	1298	C
26	14	1300	U
26	14	1301	A
26	14	1303	G
26	14	1304	C
26	14	1307	A
26	14	1313	U
26	14	1319	G
26	14	1320	C
26	14	1325	G
26	14	1329	U
26	14	1332	G
26	14	1345	C
26	14	1348	G
26	14	1349	A
26	14	1359	A
26	14	1360	A
26	14	1365	A
26	14	1368	G
26	14	1370	C
26	14	1378	A
26	14	1379	A
26	14	1380	G
26	14	1385	G
26	14	1386	C
26	14	1390	U
26	14	1396	U
26	14	1406	U
26	14	1407	C
26	14	1408	C
26	14	1416	G
26	14	1417	C
26	14	1419	A
26	14	1421	G
26	14	1425	G
26	14	1428	C
26	14	1437	C
26	14	1444(A)	A
26	14	1445	C
26	14	1449	A
26	14	1449(A)	G

*Continued on next page...*

*Continued from previous page...*

<b>Mol</b>	<b>Chain</b>	<b>Res</b>	<b>Type</b>
26	14	1451	C
26	14	1453	A
26	14	1454	U
26	14	1458	C
26	14	1459	G
26	14	1460	A
26	14	1467	C
26	14	1471	A
26	14	1474	C
26	14	1475	G
26	14	1493	C
26	14	1506	C
26	14	1508	A
26	14	1509	C
26	14	1510	A
26	14	1515	C
26	14	1516	U
26	14	1522	G
26	14	1523	U
26	14	1528	A
26	14	1534	G
26	14	1535	U
26	14	1537	C
26	14	1540	G
26	14	1543	A
26	14	1554	A
26	14	1555	G
26	14	1558	A
26	14	1559	G
26	14	1560	G
26	14	1562	A
26	14	1566	A
26	14	1569	A
26	14	1577	C
26	14	1578	U
26	14	1585	C
26	14	1586	A
26	14	1593	G
26	14	1595	G
26	14	1608	A
26	14	1609	A
26	14	1610	A

*Continued on next page...*



*Continued from previous page...*

<b>Mol</b>	<b>Chain</b>	<b>Res</b>	<b>Type</b>
26	14	1614	A
26	14	1616	A
26	14	1617	C
26	14	1619	G
26	14	1635	G
26	14	1647	G
26	14	1648	C
26	14	1654	A
26	14	1669	A
26	14	1671	U
26	14	1672	C
26	14	1674	G
26	14	1691	C
26	14	1696	G
26	14	1700	A
26	14	1701	A
26	14	1703	G
26	14	1718	G
26	14	1725	G
26	14	1728	G
26	14	1729	A
26	14	1730	U
26	14	1735	C
26	14	1742	C
26	14	1743	G
26	14	1747	G
26	14	1756	G
26	14	1763	G
26	14	1764	G
26	14	1773	A
26	14	1777	U
26	14	1780	A
26	14	1781	C
26	14	1791	A
26	14	1800	C
26	14	1801	G
26	14	1802	A
26	14	1803	A
26	14	1808	U
26	14	1812	A
26	14	1816	G
26	14	1829	A

*Continued on next page...*

*Continued from previous page...*

<b>Mol</b>	<b>Chain</b>	<b>Res</b>	<b>Type</b>
26	14	1836	C
26	14	1839	G
26	14	1842	G
26	14	1847	A
26	14	1848	A
26	14	1858	G
26	14	1871	A
26	14	1872	A
26	14	1878	G
26	14	1888	G
26	14	1889	A
26	14	1894	C
26	14	1895	C
26	14	1896	G
26	14	1900	A
26	14	1906	G
26	14	1909	C
26	14	1929	G
26	14	1930	G
26	14	1931	U
26	14	1936	A
26	14	1937	A
26	14	1938	A
26	14	1949	G
26	14	1951	U
26	14	1952	A
26	14	1955	U
26	14	1963	U
26	14	1967	C
26	14	1970	A
26	14	1971	A
26	14	1972	A
26	14	1976	U
26	14	1983	C
26	14	1991	U
26	14	1993	U
26	14	1995	U
26	14	2005	A
26	14	2019	A
26	14	2023	G
26	14	2031	A
26	14	2032	G

*Continued on next page...*

*Continued from previous page...*

<b>Mol</b>	<b>Chain</b>	<b>Res</b>	<b>Type</b>
26	14	2033	A
26	14	2043	C
26	14	2049	G
26	14	2054	A
26	14	2055	C
26	14	2056	G
26	14	2060	A
26	14	2061	G
26	14	2062	A
26	14	2063	C
26	14	2066	C
26	14	2067	G
26	14	2069	G
26	14	2074	U
26	14	2077	A
26	14	2099	U
26	14	2100	G
26	14	2108	C
26	14	2114	A
26	14	2115	G
26	14	2116	G
26	14	2117	A
26	14	2118	U
26	14	2120	G
26	14	2122	U
26	14	2123	G
26	14	2125	G
26	14	2127	G
26	14	2128	C
26	14	2129	C
26	14	2130	U
26	14	2131	G
26	14	2132	U
26	14	2133	G
26	14	2134	A
26	14	2135	A
26	14	2136	C
26	14	2137	C
26	14	2139	C
26	14	2140	C
26	14	2144	U
26	14	2145	C

*Continued on next page...*

*Continued from previous page...*

<b>Mol</b>	<b>Chain</b>	<b>Res</b>	<b>Type</b>
26	14	2146	C
26	14	2147	G
26	14	2148	G
26	14	2153	G
26	14	2158	A
26	14	2159	G
26	14	2160	G
26	14	2161	C
26	14	2162	G
26	14	2164	C
26	14	2165	G
26	14	2166	G
26	14	2171	A
26	14	2172	U
26	14	2173	A
26	14	2174	C
26	14	2175	C
26	14	2176	A
26	14	2177	C
26	14	2188	C
26	14	2189	U
26	14	2191	G
26	14	2192	G
26	14	2198	A
26	14	2207	C
26	14	2210	G
26	14	2211	G
26	14	2212	A
26	14	2213	U
26	14	2215	G
26	14	2225	A
26	14	2231	C
26	14	2238	G
26	14	2239	G
26	14	2251	G
26	14	2259	G
26	14	2267	A
26	14	2268	A
26	14	2269	A
26	14	2273	A
26	14	2275	C
26	14	2276	G

*Continued on next page...*

*Continued from previous page...*

<b>Mol</b>	<b>Chain</b>	<b>Res</b>	<b>Type</b>
26	14	2278	A
26	14	2280	G
26	14	2282	G
26	14	2283	C
26	14	2284	C
26	14	2287	A
26	14	2288	A
26	14	2289	G
26	14	2297	C
26	14	2298	A
26	14	2305	A
26	14	2307	G
26	14	2308	G
26	14	2310	A
26	14	2311	A
26	14	2318	G
26	14	2319	G
26	14	2321	G
26	14	2325	G
26	14	2327	A
26	14	2336	A
26	14	2338	G
26	14	2343	C
26	14	2346	A
26	14	2347	C
26	14	2350	C
26	14	2354	G
26	14	2372	G
26	14	2383	G
26	14	2385	C
26	14	2388	A
26	14	2389	G
26	14	2392	A
26	14	2393	A
26	14	2396	G
26	14	2400	G
26	14	2402	C
26	14	2403	C
26	14	2406	U
26	14	2410	G
26	14	2411	A
26	14	2413	G

*Continued on next page...*

*Continued from previous page...*

<b>Mol</b>	<b>Chain</b>	<b>Res</b>	<b>Type</b>
26	14	2414	G
26	14	2418	A
26	14	2422	A
26	14	2423	U
26	14	2425	A
26	14	2429	G
26	14	2430	A
26	14	2431	U
26	14	2434	A
26	14	2435	A
26	14	2439	A
26	14	2440	C
26	14	2441	C
26	14	2445	G
26	14	2448	A
26	14	2449	U
26	14	2468	G
26	14	2469	A
26	14	2476	A
26	14	2477	C
26	14	2492	U
26	14	2496	C
26	14	2502	G
26	14	2505	G
26	14	2506	U
26	14	2518	A
26	14	2525	G
26	14	2542	A
26	14	2543	G
26	14	2552	U
26	14	2554	U
26	14	2564	A
26	14	2566	A
26	14	2567	G
26	14	2569	G
26	14	2573	C
26	14	2574	G
26	14	2575	C
26	14	2578	G
26	14	2585	U
26	14	2601	C
26	14	2602	A

*Continued on next page...*

*Continued from previous page...*

<b>Mol</b>	<b>Chain</b>	<b>Res</b>	<b>Type</b>
26	14	2608	G
26	14	2609	U
26	14	2611	U
26	14	2612	C
26	14	2630	G
26	14	2631	G
26	14	2634	G
26	14	2636	U
26	14	2646	C
26	14	2665	A
26	14	2667	C
26	14	2679	A
26	14	2689	U
26	14	2690	C
26	14	2702	U
26	14	2703	C
26	14	2707	G
26	14	2712(A)	A
26	14	2713	A
26	14	2714	G
26	14	2716	U
26	14	2726	U
26	14	2733	A
26	14	2739	U
26	14	2742	C
26	14	2744	G
26	14	2748	A
26	14	2750	A
26	14	2751	G
26	14	2752	C
26	14	2758	A
26	14	2764	A
26	14	2765	A
26	14	2766	G
26	14	2769	C
26	14	2777	G
26	14	2778	A
26	14	2779	U
26	14	2790	A
26	14	2791	C
26	14	2792	G
26	14	2793	G

*Continued on next page...*

*Continued from previous page...*

<b>Mol</b>	<b>Chain</b>	<b>Res</b>	<b>Type</b>
26	14	2794	C
26	14	2795	G
26	14	2797	U
26	14	2798	C
26	14	2799	A
26	14	2801	A
26	14	2802	G
26	14	2804	C
26	14	2805	G
26	14	2808	U
26	14	2810	A
26	14	2820	A
26	14	2821	A
26	14	2833	G
26	14	2834	G
26	14	2838	G
26	14	2860	A
26	14	2872	G
26	14	2873	A
26	14	2874	C
26	14	2880	C
26	14	2886	G
26	14	2889	C
26	14	2891	G
26	14	2892	A
26	14	2893	G
26	14	2894	G
26	14	2895	U
26	14	2896	C
26	14	2897	U
26	14	2899	G
27	1J	0	A
27	1J	7	G
27	1J	8	U
27	1J	12	C
27	1J	13	A
27	1J	15	A
27	1J	16	G
27	1J	22	U
27	1J	26	A
27	1J	28	C
27	1J	30	C

*Continued on next page...*



*Continued from previous page...*

Mol	Chain	Res	Type
27	1J	32	C
27	1J	33	G
27	1J	42	C
27	1J	45	A
27	1J	47	C
27	1J	53	A
27	1J	56	G
27	1J	58	A
27	1J	59	A
27	1J	67	G
27	1J	73	A
27	1J	75	G
27	1J	77	U
27	1J	81	G
27	1J	88	C
27	1J	89	G
27	1J	89(A)	A
27	1J	90	C
27	1J	94	C
27	1J	108	C
27	1J	109	G
27	1J	113	C
27	1J	115	G
27	1J	119	A

All (162) RNA pucker outliers are listed below:

Mol	Chain	Res	Type
1	13	5	U
1	13	31	G
1	13	49	U
1	13	50	A
1	13	115	G
1	13	244	U
1	13	266	G
1	13	389	A
1	13	422	C
1	13	428	G
1	13	429	U
1	13	484	G
1	13	509	A
1	13	560	U

*Continued on next page...*

*Continued from previous page...*

<b>Mol</b>	<b>Chain</b>	<b>Res</b>	<b>Type</b>
1	13	687	A
1	13	748	C
1	13	792	A
1	13	793	U
1	13	871	U
1	13	1054	C
1	13	1064	G
1	13	1065	U
1	13	1129	C
1	13	1137	C
1	13	1285	A
1	13	1397	C
1	13	1452	C
1	13	1498	U
1	13	1533	C
22	1K	48	C
22	1K	69	A
23	2K	48	U
24	3K	2	G
24	3K	18	G
24	3K	45	G
24	3K	58	A
25	4K	14	A
25	4K	18	G
26	1H	162	U
26	1H	196	A
26	1H	222	A
26	1H	249	C
26	1H	271(B)	G
26	1H	404	C
26	1H	508	G
26	1H	528	A
26	1H	587	C
26	1H	653	A
26	1H	668	G
26	1H	752	A
26	1H	845	G
26	1H	880	G
26	1H	893	C
26	1H	974	G
26	1H	1022	G
26	1H	1026	U

*Continued on next page...*

*Continued from previous page...*

<b>Mol</b>	<b>Chain</b>	<b>Res</b>	<b>Type</b>
26	1H	1107	G
26	1H	1210	A
26	1H	1286	A
26	1H	1378	A
26	1H	1396	U
26	1H	1402	C
26	1H	1416	G
26	1H	1508	A
26	1H	1509	C
26	1H	1558	A
26	1H	1608	A
26	1H	1609	A
26	1H	1653	G
26	1H	1694	C
26	1H	1699	G
26	1H	1799	G
26	1H	1900	A
26	1H	1980	G
26	1H	1992	G
26	1H	2035	G
26	1H	2060	A
26	1H	2210	G
26	1H	2225	A
26	1H	2275	C
26	1H	2428	G
26	1H	2439	A
26	1H	2448	A
26	1H	2476	A
26	1H	2598	A
26	1H	2611	U
26	1H	2681	C
26	1H	2756	U
27	16	44	G
1	1G	64	G
1	1G	80	G
1	1G	87	A
1	1G	89	U
1	1G	115	G
1	1G	197	A
1	1G	250	A
1	1G	266	G
1	1G	345	C

*Continued on next page...*

*Continued from previous page...*

<b>Mol</b>	<b>Chain</b>	<b>Res</b>	<b>Type</b>
1	1G	412	A
1	1G	413	G
1	1G	485	G
1	1G	509	A
1	1G	560	U
1	1G	687	A
1	1G	748	C
1	1G	812	C
1	1G	816	A
1	1G	913	A
1	1G	992	U
1	1G	1126	U
1	1G	1145	C
1	1G	1157	A
1	1G	1285	A
1	1G	1300	G
1	1G	1498	U
1	1G	1533	C
56	1L	3	G
56	1L	6	G
56	1L	18	G
56	1L	69	A
23	2L	20	G
23	2L	48	U
57	3L	58	A
26	14	34	C
26	14	49	A
26	14	71	A
26	14	128	C
26	14	155	C
26	14	278	A
26	14	503	A
26	14	528	A
26	14	685	A
26	14	752	A
26	14	764	A
26	14	791	C
26	14	1022	G
26	14	1085	A
26	14	1210	A
26	14	1379	A
26	14	1396	U

*Continued on next page...*

Continued from previous page...

Mol	Chain	Res	Type
26	14	1416	G
26	14	1420	U
26	14	1444(A)	A
26	14	1558	A
26	14	1608	A
26	14	1609	A
26	14	1992	G
26	14	2048	G
26	14	2173	A
26	14	2238	G
26	14	2275	C
26	14	2335	A
26	14	2406	U
26	14	2425	A
26	14	2439	A
26	14	2611	U
26	14	2629	A
26	14	2689	U
26	14	2776	A
26	14	2791	C
26	14	2859	G
27	1J	88	C

## 5.4 Non-standard residues in protein, DNA, RNA chains [i](#)

23 non-standard protein/DNA/RNA residues are modelled in this entry.

In the following table, the Counts columns list the number of bonds (or angles) for which Mogul statistics could be retrieved, the number of bonds (or angles) that are observed in the model and the number of bonds (or angles) that are defined in the Chemical Component Dictionary. The Link column lists molecule types, if any, to which the group is linked. The Z score for a bond length (or angle) is the number of standard deviations the observed value is removed from the expected value. A bond length (or angle) with  $|Z| > 2$  is considered an outlier worth inspection. RMSZ is the root-mean-square of all Z scores of the bond lengths (or angles).

Mol	Type	Chain	Res	Link	Bond lengths			Bond angles		
					Counts	RMSZ	# Z  > 2	Counts	RMSZ	# Z  > 2
57	PSU	3L	39	57	18,21,22	1.24	1 (5%)	22,30,33	1.46	4 (18%)
56	T6A	1L	37	56	27,34,35	2.48	6 (22%)	29,49,52	2.37	8 (27%)
57	5MU	3L	54	57	19,22,23	4.05	6 (31%)	28,32,35	2.95	10 (35%)
22	T6A	1K	37	22	27,34,35	2.37	7 (25%)	29,49,52	1.98	5 (17%)
56	U8U	1L	34	25,56	19,24,25	2.68	7 (36%)	23,34,37	0.94	1 (4%)

Mol	Type	Chain	Res	Link	Bond lengths			Bond angles		
					Counts	RMSZ	# Z  > 2	Counts	RMSZ	# Z  > 2
56	PSU	1L	55	56	18,21,22	1.09	1 (5%)	22,30,33	1.60	4 (18%)
22	PSU	1K	39	22	18,21,22	1.05	1 (5%)	22,30,33	1.63	4 (18%)
23	4SU	2K	8	23	18,21,22	1.82	4 (22%)	26,30,33	2.30	5 (19%)
23	5MU	2K	55	23	19,22,23	3.79	5 (26%)	28,32,35	3.53	9 (32%)
23	G7M	2L	47	23	20,26,27	4.82	5 (25%)	17,39,42	1.15	1 (5%)
56	PSU	1L	39	56	18,21,22	1.14	1 (5%)	22,30,33	1.57	3 (13%)
23	OMC	2L	33	23	19,22,23	1.71	3 (15%)	26,31,34	1.06	3 (11%)
57	PSU	3L	55	57	18,21,22	1.20	1 (5%)	22,30,33	1.73	5 (22%)
22	U8U	1K	34	22,25	19,24,25	2.42	6 (31%)	23,34,37	0.91	1 (4%)
23	PSU	2K	56	23	18,21,22	1.21	2 (11%)	22,30,33	1.91	3 (13%)
23	5MU	2L	55	23	19,22,23	3.80	5 (26%)	28,32,35	3.40	8 (28%)
22	5MU	1K	54	22	19,22,23	3.69	5 (26%)	28,32,35	3.13	6 (21%)
23	G7M	2K	47	23	20,26,27	4.75	6 (30%)	17,39,42	1.09	1 (5%)
23	OMC	2K	33	23	19,22,23	1.72	4 (21%)	26,31,34	0.95	2 (7%)
56	5MU	1L	54	56	19,22,23	3.84	5 (26%)	28,32,35	3.25	8 (28%)
22	PSU	1K	55	22	18,21,22	1.08	1 (5%)	22,30,33	1.56	4 (18%)
23	PSU	2L	56	23	18,21,22	1.28	1 (5%)	22,30,33	1.73	4 (18%)
23	4SU	2L	8	23	18,21,22	1.76	3 (16%)	26,30,33	2.66	4 (15%)

In the following table, the Chirals column lists the number of chiral outliers, the number of chiral centers analysed, the number of these observed in the model and the number defined in the Chemical Component Dictionary. Similar counts are reported in the Torsion and Rings columns. '-' means no outliers of that kind were identified.

Mol	Type	Chain	Res	Link	Chirals	Torsions	Rings
57	PSU	3L	39	57	-	2/7/25/26	0/2/2/2
56	T6A	1L	37	56	-	5/19/41/42	0/3/3/3
57	5MU	3L	54	57	-	0/7/25/26	0/2/2/2
22	T6A	1K	37	22	-	4/19/41/42	0/3/3/3
56	U8U	1L	34	25,56	-	2/9/28/29	0/2/2/2
56	PSU	1L	55	56	-	2/7/25/26	0/2/2/2
22	PSU	1K	39	22	-	1/7/25/26	0/2/2/2
23	4SU	2K	8	23	-	0/7/25/26	0/2/2/2
23	5MU	2K	55	23	-	0/7/25/26	0/2/2/2
23	G7M	2L	47	23	-	2/3/25/26	0/3/3/3
56	PSU	1L	39	56	-	0/7/25/26	0/2/2/2
23	OMC	2L	33	23	-	0/9/27/28	0/2/2/2

Continued on next page...

Continued from previous page...

Mol	Type	Chain	Res	Link	Chirals	Torsions	Rings
57	PSU	3L	55	57	-	4/7/25/26	0/2/2/2
22	U8U	1K	34	22,25	-	2/9/28/29	0/2/2/2
23	PSU	2K	56	23	-	2/7/25/26	0/2/2/2
23	5MU	2L	55	23	-	0/7/25/26	0/2/2/2
22	5MU	1K	54	22	-	0/7/25/26	0/2/2/2
23	G7M	2K	47	23	-	3/3/25/26	0/3/3/3
23	OMC	2K	33	23	-	1/9/27/28	0/2/2/2
56	5MU	1L	54	56	-	0/7/25/26	0/2/2/2
22	PSU	1K	55	22	-	0/7/25/26	0/2/2/2
23	PSU	2L	56	23	-	0/7/25/26	0/2/2/2
23	4SU	2L	8	23	-	0/7/25/26	0/2/2/2

All (86) bond length outliers are listed below:

Mol	Chain	Res	Type	Atoms	Z	Observed(Å)	Ideal(Å)
23	2L	47	G7M	C8-N7	17.70	1.65	1.33
23	2K	47	G7M	C8-N7	17.48	1.65	1.33
57	3L	54	5MU	C2-N1	12.59	1.58	1.38
56	1L	54	5MU	C2-N1	12.47	1.58	1.38
23	2L	55	5MU	C2-N1	12.19	1.58	1.38
23	2K	55	5MU	C2-N1	11.90	1.57	1.38
22	1K	54	5MU	C2-N1	11.63	1.57	1.38
23	2L	47	G7M	C8-N9	7.76	1.47	1.33
23	2K	47	G7M	C8-N9	7.72	1.47	1.33
56	1L	37	T6A	C6-N6	7.44	1.49	1.36
23	2L	47	G7M	C5-C4	-7.39	1.24	1.39
23	2K	47	G7M	C5-C4	-7.14	1.24	1.39
56	1L	37	T6A	C10-N11	6.53	1.49	1.35
23	2L	55	5MU	C4-N3	-6.40	1.27	1.38
23	2K	55	5MU	C4-N3	-6.37	1.27	1.38
57	3L	54	5MU	C2-N3	6.35	1.49	1.38
22	1K	37	T6A	C6-N6	6.28	1.47	1.36
56	1L	54	5MU	C4-N3	-6.21	1.27	1.38
57	3L	54	5MU	C6-N1	6.14	1.48	1.38
22	1K	37	T6A	C10-N11	5.99	1.48	1.35
22	1K	54	5MU	C4-N3	-5.90	1.27	1.38
57	3L	54	5MU	C4-N3	-5.87	1.27	1.38
57	3L	54	5MU	C4-C5	5.73	1.54	1.44
56	1L	37	T6A	C10-N6	5.73	1.49	1.37
22	1K	54	5MU	C2-N3	5.62	1.48	1.38
23	2K	55	5MU	C2-N3	5.58	1.47	1.38

Continued on next page...

*Continued from previous page...*

Mol	Chain	Res	Type	Atoms	Z	Observed(Å)	Ideal(Å)
56	1L	54	5MU	C2-N3	5.57	1.47	1.38
56	1L	34	U8U	C2-S2	-5.52	1.59	1.67
22	1K	37	T6A	C10-N6	5.52	1.49	1.37
23	2L	55	5MU	C2-N3	5.48	1.47	1.38
22	1K	54	5MU	C6-N1	5.41	1.47	1.38
56	1L	34	U8U	C6-C5	5.41	1.50	1.34
22	1K	34	U8U	C2-S2	-5.37	1.59	1.67
23	2K	8	4SU	C5-C4	5.36	1.49	1.42
23	2K	55	5MU	C6-N1	5.35	1.47	1.38
56	1L	34	U8U	C2-N3	5.29	1.49	1.37
56	1L	54	5MU	C6-N1	5.27	1.47	1.38
23	2L	8	4SU	C5-C4	5.21	1.49	1.42
23	2K	55	5MU	C4-C5	5.19	1.53	1.44
23	2L	55	5MU	C4-C5	5.03	1.53	1.44
23	2L	55	5MU	C6-N1	4.99	1.46	1.38
22	1K	34	U8U	C6-C5	4.97	1.48	1.34
56	1L	54	5MU	C4-C5	4.79	1.52	1.44
22	1K	54	5MU	C4-C5	4.78	1.52	1.44
22	1K	34	U8U	C2-N3	4.73	1.48	1.37
23	2L	33	OMC	C2-N3	4.70	1.45	1.36
56	1L	34	U8U	C6-N1	4.65	1.46	1.38
23	2L	47	G7M	C4-N3	4.56	1.48	1.37
23	2K	33	OMC	C2-N3	4.34	1.45	1.36
23	2L	56	PSU	C6-C5	4.22	1.40	1.35
23	2K	47	G7M	C4-N3	4.20	1.47	1.37
57	3L	39	PSU	C6-C5	4.17	1.40	1.35
23	2L	33	OMC	C4-N4	4.13	1.43	1.33
23	2K	33	OMC	C4-N4	4.11	1.43	1.33
57	3L	55	PSU	C6-C5	4.03	1.40	1.35
56	1L	39	PSU	C6-C5	3.85	1.39	1.35
23	2K	8	4SU	C2-N1	3.78	1.44	1.38
22	1K	34	U8U	C6-N1	3.74	1.44	1.38
23	2L	8	4SU	C2-N1	3.64	1.44	1.38
56	1L	34	U8U	C4-N3	3.62	1.45	1.38
22	1K	55	PSU	C6-C5	3.51	1.39	1.35
23	2K	56	PSU	C6-C5	3.48	1.39	1.35
23	2K	33	OMC	C5-C4	3.39	1.50	1.42
56	1L	55	PSU	C6-C5	3.36	1.39	1.35
22	1K	34	U8U	C4-N3	3.25	1.44	1.38
22	1K	39	PSU	C6-C5	3.20	1.39	1.35
23	2K	47	G7M	C2-N2	3.13	1.41	1.34
23	2L	33	OMC	C5-C4	3.13	1.50	1.42

*Continued on next page...*



*Continued from previous page...*

Mol	Chain	Res	Type	Atoms	Z	Observed(Å)	Ideal(Å)
22	1K	37	T6A	C6-N1	-3.05	1.29	1.34
23	2L	47	G7M	C2-N2	2.95	1.41	1.34
23	2L	8	4SU	C6-N1	2.76	1.44	1.38
56	1L	34	U8U	C4-C5	2.71	1.51	1.45
22	1K	37	T6A	C5-C4	-2.69	1.33	1.40
23	2K	8	4SU	C6-N1	2.56	1.44	1.38
56	1L	37	T6A	C5-C4	-2.39	1.34	1.40
22	1K	37	T6A	ODB-C13	-2.27	1.23	1.30
56	1L	37	T6A	ODB-C13	-2.25	1.23	1.30
57	3L	54	5MU	C6-C5	2.20	1.38	1.34
23	2K	56	PSU	C4-C5	-2.17	1.38	1.44
56	1L	37	T6A	C2-N3	2.16	1.35	1.32
23	2K	8	4SU	C4-N3	2.16	1.39	1.37
22	1K	34	U8U	C4-C5	2.09	1.49	1.45
23	2K	47	G7M	C6-N1	-2.06	1.34	1.37
23	2K	33	OMC	C6-N1	2.06	1.42	1.38
56	1L	34	U8U	O4-C4	-2.04	1.19	1.23
22	1K	37	T6A	ODA-C13	2.01	1.28	1.22

All (103) bond angle outliers are listed below:

Mol	Chain	Res	Type	Atoms	Z	Observed(°)	Ideal(°)
23	2K	55	5MU	C5-C4-N3	11.30	124.95	115.31
22	1K	54	5MU	C5-C4-N3	10.92	124.63	115.31
23	2L	55	5MU	C5-C4-N3	10.89	124.61	115.31
56	1L	54	5MU	C5-C4-N3	10.30	124.10	115.31
57	3L	54	5MU	C5-C4-N3	8.97	122.97	115.31
23	2L	8	4SU	C4-N3-C2	-8.87	118.72	127.34
23	2L	8	4SU	C5-C4-N3	7.90	122.01	114.69
23	2K	55	5MU	C5-C6-N1	-7.69	115.43	123.34
23	2L	55	5MU	C5-C6-N1	-7.34	115.79	123.34
23	2K	8	4SU	C4-N3-C2	-7.25	120.30	127.34
23	2K	55	5MU	C4-N3-C2	-7.09	118.18	127.35
23	2L	55	5MU	C4-N3-C2	-6.76	118.60	127.35
56	1L	54	5MU	C4-N3-C2	-6.46	118.99	127.35
23	2L	55	5MU	C6-C5-C4	6.31	123.31	118.03
23	2K	55	5MU	C6-C5-C4	6.26	123.26	118.03
22	1K	54	5MU	C5-C6-N1	-5.95	117.21	123.34
22	1K	54	5MU	C4-N3-C2	-5.86	119.77	127.35
56	1L	54	5MU	C6-C5-C4	5.84	122.91	118.03
56	1L	54	5MU	C5-C6-N1	-5.65	117.52	123.34
56	1L	37	T6A	N6-C10-N11	5.53	121.49	113.76

*Continued on next page...*

*Continued from previous page...*

Mol	Chain	Res	Type	Atoms	Z	Observed(°)	Ideal(°)
57	3L	54	5MU	C4-N3-C2	-5.46	120.28	127.35
56	1L	37	T6A	N3-C2-N1	-5.41	120.22	128.68
22	1K	37	T6A	N3-C2-N1	-5.32	120.36	128.68
22	1K	54	5MU	O4-C4-C5	-5.31	118.74	124.90
57	3L	54	5MU	C6-C5-C4	5.29	122.45	118.03
22	1K	37	T6A	N6-C10-N11	5.28	121.14	113.76
23	2K	56	PSU	C4-N3-C2	-5.06	119.05	126.34
22	1K	37	T6A	C2-N1-C6	4.93	120.82	116.59
23	2L	55	5MU	C5M-C5-C6	-4.93	116.27	122.85
56	1L	37	T6A	C2-N1-C6	4.92	120.81	116.59
56	1L	54	5MU	C5M-C5-C6	-4.85	116.37	122.85
57	3L	54	5MU	C5-C6-N1	-4.78	118.42	123.34
56	1L	54	5MU	O4-C4-C5	-4.75	119.39	124.90
23	2K	8	4SU	C5-C4-N3	4.75	119.09	114.69
23	2K	55	5MU	O4-C4-C5	-4.74	119.41	124.90
23	2K	56	PSU	N1-C2-N3	4.74	120.50	115.13
57	3L	54	5MU	C5M-C5-C6	-4.67	116.61	122.85
23	2K	55	5MU	C5M-C5-C6	-4.65	116.64	122.85
23	2L	56	PSU	C4-N3-C2	-4.45	119.92	126.34
23	2L	55	5MU	O4-C4-C5	-4.44	119.75	124.90
57	3L	55	PSU	C4-N3-C2	-4.44	119.94	126.34
23	2K	8	4SU	C5-C4-S4	-4.44	118.75	124.47
22	1K	54	5MU	C6-C5-C4	4.43	121.74	118.03
22	1K	39	PSU	C4-N3-C2	-4.31	120.13	126.34
57	3L	55	PSU	N1-C2-N3	4.30	120.00	115.13
56	1L	55	PSU	C4-N3-C2	-4.29	120.16	126.34
23	2L	56	PSU	N1-C2-N3	4.26	119.96	115.13
57	3L	54	5MU	C6-N1-C2	-4.19	117.05	121.30
56	1L	37	T6A	C13-C12-N11	-4.17	101.18	110.28
56	1L	39	PSU	C4-N3-C2	-4.12	120.41	126.34
22	1K	54	5MU	C5M-C5-C6	-4.04	117.45	122.85
23	2L	8	4SU	C5-C4-S4	-3.96	119.37	124.47
23	2K	8	4SU	N3-C2-N1	3.91	120.08	114.89
22	1K	39	PSU	N1-C2-N3	3.86	119.50	115.13
56	1L	39	PSU	N1-C2-N3	3.84	119.49	115.13
56	1L	37	T6A	C12-N11-C10	3.84	128.33	121.94
56	1L	37	T6A	O10-C10-N6	-3.83	117.15	123.62
57	3L	39	PSU	C4-N3-C2	-3.72	120.98	126.34
23	2L	8	4SU	N3-C2-N1	3.63	119.70	114.89
57	3L	39	PSU	N1-C2-N3	3.55	119.16	115.13
56	1L	55	PSU	N1-C2-N3	3.55	119.15	115.13
57	3L	54	5MU	O4-C4-C5	-3.47	120.88	124.90

*Continued on next page...*

*Continued from previous page...*

Mol	Chain	Res	Type	Atoms	Z	Observed(°)	Ideal(°)
22	1K	55	PSU	O2-C2-N1	-3.46	118.98	122.79
22	1K	55	PSU	C4-N3-C2	-3.43	121.39	126.34
56	1L	54	5MU	C6-N1-C2	-3.38	117.87	121.30
23	2K	8	4SU	C1'-N1-C2	3.22	123.39	117.57
22	1K	55	PSU	N1-C2-N3	3.18	118.73	115.13
22	1K	37	T6A	O10-C10-N6	-3.04	118.47	123.62
56	1L	37	T6A	C14-C12-N11	2.97	119.34	111.72
57	3L	54	5MU	N3-C2-N1	2.96	118.82	114.89
23	2L	47	G7M	C2-N1-C6	-2.88	119.80	125.10
56	1L	54	5MU	N3-C2-N1	2.79	118.60	114.89
23	2K	55	5MU	O2-C2-N1	-2.71	119.18	122.79
56	1L	37	T6A	C1'-N9-C4	-2.71	121.88	126.64
23	2K	56	PSU	C6-N1-C2	-2.63	120.00	122.68
56	1L	34	U8U	C5-C4-N3	2.62	118.65	114.97
23	2K	47	G7M	C2-N1-C6	-2.59	120.33	125.10
56	1L	39	PSU	O2-C2-N1	-2.59	119.94	122.79
22	1K	34	U8U	C5-C4-N3	2.52	118.51	114.97
22	1K	39	PSU	O2-C2-N1	-2.50	120.03	122.79
23	2L	33	OMC	N4-C4-N3	2.50	122.36	117.97
23	2K	55	5MU	N3-C2-N1	2.48	118.18	114.89
22	1K	37	T6A	N6-C6-N1	2.46	122.02	118.72
57	3L	39	PSU	O2-C2-N1	-2.40	120.15	122.79
57	3L	54	5MU	O2-C2-N1	-2.37	119.64	122.79
23	2L	56	PSU	O2-C2-N1	-2.36	120.19	122.79
23	2L	55	5MU	O4-C4-N3	-2.34	115.64	120.12
23	2K	55	5MU	O4-C4-N3	-2.33	115.64	120.12
22	1K	55	PSU	C6-N1-C2	-2.31	120.32	122.68
57	3L	39	PSU	C6-N1-C2	-2.29	120.34	122.68
23	2L	55	5MU	N3-C2-N1	2.26	117.90	114.89
23	2L	33	OMC	C1'-N1-C2	2.21	123.36	118.42
56	1L	55	PSU	C6-C5-C4	2.18	119.72	118.20
57	3L	55	PSU	C6-N1-C2	-2.16	120.47	122.68
23	2L	56	PSU	C6-N1-C2	-2.16	120.48	122.68
23	2K	33	OMC	C1'-N1-C2	2.15	123.23	118.42
23	2L	33	OMC	C5-C4-N4	-2.14	117.21	120.57
23	2K	33	OMC	N4-C4-N3	2.13	121.70	117.97
57	3L	55	PSU	O2-C2-N1	-2.12	120.46	122.79
56	1L	55	PSU	O4'-C1'-C2'	2.12	108.13	105.14
57	3L	54	5MU	O4-C4-N3	-2.07	116.15	120.12
57	3L	55	PSU	O4'-C1'-C2'	2.06	108.05	105.14
22	1K	39	PSU	C6-N1-C2	-2.02	120.61	122.68

There are no chirality outliers.

All (30) torsion outliers are listed below:

Mol	Chain	Res	Type	Atoms
22	1K	37	T6A	C13-C12-C14-O14
22	1K	37	T6A	C13-C12-C14-C15
56	1L	37	T6A	C13-C12-C14-C15
57	3L	55	PSU	C2'-C1'-C5-C4
56	1L	34	U8U	O4'-C4'-C5'-O5'
57	3L	39	PSU	C3'-C4'-C5'-O5'
23	2K	56	PSU	O4'-C4'-C5'-O5'
57	3L	39	PSU	O4'-C4'-C5'-O5'
22	1K	34	U8U	C3'-C4'-C5'-O5'
22	1K	37	T6A	N11-C12-C14-O14
56	1L	37	T6A	C14-C12-N11-C10
56	1L	34	U8U	C3'-C4'-C5'-O5'
22	1K	34	U8U	O4'-C4'-C5'-O5'
23	2K	47	G7M	O4'-C4'-C5'-O5'
23	2K	47	G7M	C3'-C4'-C5'-O5'
56	1L	37	T6A	C13-C12-C14-O14
22	1K	37	T6A	N11-C12-C14-C15
23	2L	47	G7M	O4'-C4'-C5'-O5'
23	2K	47	G7M	C4'-C5'-O5'-P
23	2K	56	PSU	C3'-C4'-C5'-O5'
22	1K	39	PSU	O4'-C1'-C5-C4
56	1L	55	PSU	O4'-C1'-C5-C4
57	3L	55	PSU	O4'-C1'-C5-C4
56	1L	37	T6A	N11-C12-C14-O14
23	2L	47	G7M	C4'-C5'-O5'-P
56	1L	55	PSU	O4'-C1'-C5-C6
57	3L	55	PSU	O4'-C1'-C5-C6
56	1L	37	T6A	N11-C12-C14-C15
23	2K	33	OMC	C3'-C2'-O2'-CM2
57	3L	55	PSU	C4'-C5'-O5'-P

There are no ring outliers.

12 monomers are involved in 16 short contacts:

Mol	Chain	Res	Type	Clashes	Symm-Clashes
57	3L	39	PSU	1	0
56	1L	34	U8U	2	0
56	1L	55	PSU	1	0
23	2L	47	G7M	2	0
23	2L	33	OMC	1	0
57	3L	55	PSU	1	0

*Continued on next page...*

Continued from previous page...

Mol	Chain	Res	Type	Clashes	Symm-Clashes
23	2K	56	PSU	1	0
23	2L	55	5MU	1	0
23	2K	47	G7M	1	0
23	2K	33	OMC	2	0
23	2L	56	PSU	1	0
23	2L	8	4SU	2	0

## 5.5 Carbohydrates [i](#)

There are no monosaccharides in this entry.

## 5.6 Ligand geometry [i](#)

Of 1144 ligands modelled in this entry, 1142 are monoatomic - leaving 2 for Mogul analysis.

In the following table, the Counts columns list the number of bonds (or angles) for which Mogul statistics could be retrieved, the number of bonds (or angles) that are observed in the model and the number of bonds (or angles) that are defined in the Chemical Component Dictionary. The Link column lists molecule types, if any, to which the group is linked. The Z score for a bond length (or angle) is the number of standard deviations the observed value is removed from the expected value. A bond length (or angle) with  $|Z| > 2$  is considered an outlier worth inspection. RMSZ is the root-mean-square of all Z scores of the bond lengths (or angles).

Mol	Type	Chain	Res	Link	Bond lengths			Bond angles		
					Counts	RMSZ	# Z  > 2	Counts	RMSZ	# Z  > 2
59	SF4	32	301	-	0,12,12	-	-	-		
59	SF4	3E	301	4	0,12,12	-	-	-		

In the following table, the Chirals column lists the number of chiral outliers, the number of chiral centers analysed, the number of these observed in the model and the number defined in the Chemical Component Dictionary. Similar counts are reported in the Torsion and Rings columns. '-' means no outliers of that kind were identified.

Mol	Type	Chain	Res	Link	Chirals	Torsions	Rings
59	SF4	32	301	-	-	-	0/6/5/5
59	SF4	3E	301	4	-	-	0/6/5/5

There are no bond length outliers.

There are no bond angle outliers.

There are no chirality outliers.

There are no torsion outliers.

There are no ring outliers.

2 monomers are involved in 3 short contacts:

Mol	Chain	Res	Type	Clashes	Symm-Clashes
59	32	301	SF4	2	0
59	3E	301	SF4	1	0

## 5.7 Other polymers [i](#)

There are no such residues in this entry.

## 5.8 Polymer linkage issues [i](#)

There are no chain breaks in this entry.

## 6 Fit of model and data i

### 6.1 Protein, DNA and RNA chains i

In the following table, the column labelled ‘#RSRZ> 2’ contains the number (and percentage) of RSRZ outliers, followed by percent RSRZ outliers for the chain as percentile scores relative to all X-ray entries and entries of similar resolution. The OWAB column contains the minimum, median, 95<sup>th</sup> percentile and maximum values of the occupancy-weighted average B-factor per residue. The column labelled ‘Q< 0.9’ lists the number of (and percentage) of residues with an average occupancy less than 0.9.

Mol	Chain	Analysed	<RSRZ>	#RSRZ>2	OWAB(Å <sup>2</sup> )	Q<0.9
1	13	1496/1522 (98%)	-0.66	1 (0%) 95 95	62, 109, 164, 193	0
1	1G	1507/1522 (99%)	-0.64	2 (0%) 95 95	80, 127, 170, 197	0
2	12	210/256 (82%)	0.46	23 (10%) 5 3	127, 152, 162, 177	0
2	1E	231/256 (90%)	0.62	29 (12%) 3 2	117, 141, 159, 166	0
3	22	196/239 (82%)	1.21	47 (23%) 0 0	129, 143, 156, 164	0
3	2E	205/239 (85%)	0.92	35 (17%) 1 1	94, 114, 136, 145	0
4	32	208/209 (99%)	1.20	45 (21%) 0 1	108, 128, 145, 152	0
4	3E	207/209 (99%)	0.82	27 (13%) 3 2	92, 114, 134, 139	0
5	42	148/162 (91%)	0.60	9 (6%) 21 12	114, 129, 143, 152	0
5	4E	149/162 (91%)	0.53	9 (6%) 21 12	89, 108, 124, 140	0
6	52	101/101 (100%)	1.28	21 (20%) 1 1	95, 111, 129, 137	0
6	5E	100/101 (99%)	0.77	11 (11%) 5 3	87, 107, 126, 136	0
7	62	138/156 (88%)	-0.42	0 100 100	121, 134, 144, 148	0
7	6E	154/156 (98%)	-0.23	2 (1%) 77 65	109, 125, 148, 166	0
8	72	137/138 (99%)	0.07	4 (2%) 51 36	111, 133, 142, 145	0
8	7E	138/138 (100%)	-0.05	1 (0%) 87 81	97, 117, 128, 138	0
9	82	121/128 (94%)	-0.34	2 (1%) 70 57	117, 149, 158, 163	0
9	8E	126/128 (98%)	-0.44	0 100 100	96, 135, 152, 157	0
10	1A	80/105 (76%)	0.04	2 (2%) 57 43	129, 146, 156, 161	0
10	1I	91/105 (86%)	0.47	7 (7%) 13 7	87, 128, 159, 165	0
11	2A	113/129 (87%)	0.76	13 (11%) 4 3	94, 117, 130, 138	0
11	2I	111/129 (86%)	0.35	5 (4%) 33 21	85, 113, 127, 142	0
12	3A	122/132 (92%)	1.10	28 (22%) 0 0	89, 107, 130, 146	0
12	3I	122/132 (92%)	1.08	16 (13%) 3 2	73, 82, 106, 137	0

*Continued on next page...*

Continued from previous page...

Mol	Chain	Analysed	<RSRZ>	#RSRZ>2	OWAB(Å <sup>2</sup> )	Q<0.9
13	4A	111/126 (88%)	0.72	11 (9%) 7 4	125, 145, 156, 160	0
13	4I	119/126 (94%)	0.18	4 (3%) 45 29	93, 123, 136, 147	0
14	5A	59/61 (96%)	1.75	22 (37%) 0 0	134, 143, 153, 154	0
14	5I	60/61 (98%)	-0.16	0 100 100	92, 103, 118, 131	0
15	6A	88/89 (98%)	0.30	2 (2%) 60 47	96, 119, 135, 139	0
15	6I	87/89 (97%)	-0.07	0 100 100	88, 104, 122, 127	0
16	7A	84/88 (95%)	0.19	2 (2%) 59 44	102, 117, 135, 152	0
16	7I	83/88 (94%)	0.53	7 (8%) 11 6	110, 119, 143, 150	0
17	8A	99/105 (94%)	0.19	3 (3%) 50 34	105, 120, 132, 133	0
17	8I	100/105 (95%)	0.32	1 (1%) 82 72	98, 114, 124, 126	0
18	9A	67/88 (76%)	1.36	22 (32%) 0 0	106, 121, 135, 142	0
18	9I	68/88 (77%)	1.17	17 (25%) 0 0	94, 109, 133, 136	0
19	AA	62/93 (66%)	1.29	14 (22%) 0 0	134, 149, 156, 158	0
19	AI	81/93 (87%)	0.54	6 (7%) 14 8	102, 122, 138, 151	0
20	BA	99/106 (93%)	-0.19	1 (1%) 82 72	100, 118, 141, 152	0
20	BI	97/106 (91%)	-0.10	1 (1%) 82 72	112, 125, 148, 157	0
21	1B	22/27 (81%)	1.15	5 (22%) 0 0	129, 137, 145, 148	0
21	1F	23/27 (85%)	-0.33	0 100 100	94, 112, 118, 122	0
22	1K	66/75 (88%)	0.07	1 (1%) 73 61	85, 153, 177, 183	0
23	2K	72/77 (93%)	-0.44	0 100 100	77, 104, 132, 146	0
23	2L	72/77 (93%)	-0.30	0 100 100	85, 122, 151, 162	0
24	3K	76/76 (100%)	-0.28	1 (1%) 77 65	79, 178, 191, 196	0
25	4K	19/27 (70%)	-0.20	1 (5%) 26 14	79, 152, 184, 184	0
25	4L	18/27 (66%)	0.10	0 100 100	101, 161, 187, 187	0
26	14	2861/2917 (98%)	-0.36	35 (1%) 79 67	55, 92, 180, 204	0
26	1H	2833/2917 (97%)	-0.42	13 (0%) 91 86	49, 79, 168, 203	0
27	16	122/122 (100%)	-0.12	1 (0%) 86 78	74, 98, 119, 179	0
27	1J	122/122 (100%)	-0.73	0 100 100	93, 125, 145, 177	0
28	71	133/229 (58%)	1.28	35 (26%) 0 0	143, 174, 185, 189	0
28	79	57/229 (24%)	-0.24	1 (1%) 68 55	140, 165, 176, 179	0
29	11	273/276 (98%)	-0.20	0 100 100	48, 71, 89, 113	0

Continued on next page...



Continued from previous page...

Mol	Chain	Analysed	<RSRZ>	#RSRZ>2	OWAB(Å <sup>2</sup> )	Q<0.9
29	19	274/276 (99%)	0.53	12 (4%) 34 21	58, 82, 101, 117	0
30	21	203/206 (98%)	0.81	35 (17%) 1 1	55, 93, 139, 153	0
30	29	204/206 (99%)	0.63	38 (18%) 1 1	60, 99, 134, 144	0
31	31	202/210 (96%)	0.39	21 (10%) 6 4	54, 84, 118, 142	0
31	39	204/210 (97%)	0.79	33 (16%) 1 1	62, 111, 151, 168	0
32	41	179/182 (98%)	1.18	39 (21%) 0 0	85, 107, 140, 156	0
32	49	179/182 (98%)	0.97	41 (22%) 0 0	122, 139, 155, 171	0
33	51	171/180 (95%)	0.46	9 (5%) 26 14	89, 110, 127, 139	0
33	59	73/180 (40%)	0.25	8 (10%) 5 3	136, 154, 165, 177	0
34	61	146/148 (98%)	1.08	35 (23%) 0 0	83, 130, 143, 150	0
34	69	145/148 (97%)	1.35	43 (29%) 0 0	93, 129, 147, 152	0
35	15	138/140 (98%)	1.92	56 (40%) 0 0	86, 114, 139, 155	0
35	58	138/140 (98%)	0.27	6 (4%) 35 22	68, 97, 130, 145	0
36	25	122/122 (100%)	0.04	0 100 100	77, 94, 114, 120	0
36	68	122/122 (100%)	0.03	2 (1%) 72 59	64, 81, 99, 104	0
37	35	147/150 (98%)	0.31	8 (5%) 25 14	65, 111, 138, 144	0
37	78	147/150 (98%)	0.05	3 (2%) 65 51	53, 88, 113, 120	0
38	45	138/141 (97%)	2.27	69 (50%) 0 0	78, 108, 128, 142	0
38	88	141/141 (100%)	1.23	31 (21%) 0 0	63, 83, 108, 129	0
39	55	118/118 (100%)	-0.03	1 (0%) 86 78	69, 86, 108, 127	0
39	98	118/118 (100%)	0.49	10 (8%) 10 6	67, 90, 109, 122	0
40	65	110/112 (98%)	0.34	5 (4%) 33 21	92, 117, 135, 142	0
40	A8	111/112 (99%)	2.42	65 (58%) 0 0	71, 93, 115, 123	0
41	75	133/146 (91%)	-0.35	3 (2%) 60 47	87, 101, 129, 141	0
41	B8	133/146 (91%)	-0.43	2 (1%) 73 61	78, 98, 133, 149	0
42	85	116/118 (98%)	1.37	33 (28%) 0 0	73, 100, 132, 138	0
42	C8	115/118 (97%)	-0.16	3 (2%) 56 40	59, 86, 114, 118	0
43	95	100/101 (99%)	2.98	69 (69%) 0 0	69, 121, 139, 153	0
43	D8	100/101 (99%)	0.14	6 (6%) 21 12	62, 106, 126, 144	0
44	A5	113/113 (100%)	0.01	2 (1%) 68 55	68, 82, 112, 158	0
44	E8	112/113 (99%)	0.36	5 (4%) 33 21	63, 79, 106, 147	0

Continued on next page...

Continued from previous page...

Mol	Chain	Analysed	<RSRZ>	#RSRZ>2	OWAB(Å <sup>2</sup> )	Q<0.9
45	B5	94/96 (97%)	0.94	13 (13%) 2 2	77, 91, 118, 128	0
45	F8	95/96 (98%)	0.67	10 (10%) 6 3	60, 76, 104, 118	0
46	C5	104/110 (94%)	0.44	9 (8%) 10 5	91, 122, 149, 154	0
46	G8	105/110 (95%)	-0.23	0 100 100	75, 101, 131, 139	0
47	D5	132/206 (64%)	1.81	58 (43%) 0 0	115, 135, 150, 158	0
47	H8	171/206 (83%)	1.74	66 (38%) 0 0	90, 122, 167, 172	0
48	E5	77/85 (90%)	0.12	4 (5%) 27 15	72, 94, 111, 131	0
48	I8	76/85 (89%)	0.49	3 (3%) 39 25	61, 75, 90, 102	0
49	F5	94/98 (95%)	0.15	2 (2%) 63 49	67, 88, 121, 136	0
49	J8	94/98 (95%)	0.10	2 (2%) 63 49	62, 77, 120, 122	0
50	G5	66/72 (91%)	0.52	4 (6%) 21 12	87, 108, 126, 145	0
50	K8	68/72 (94%)	0.15	2 (2%) 51 36	68, 84, 102, 124	0
51	H5	58/60 (96%)	1.89	26 (44%) 0 0	81, 106, 128, 135	0
51	L8	58/60 (96%)	0.37	3 (5%) 27 15	63, 85, 115, 127	0
52	M8	47/71 (66%)	2.74	31 (65%) 0 0	109, 143, 158, 163	0
53	J5	56/60 (93%)	-0.11	0 100 100	66, 86, 141, 148	0
53	N8	48/60 (80%)	0.41	7 (14%) 2 1	56, 84, 140, 142	0
54	L5	47/49 (95%)	0.14	2 (4%) 35 22	58, 66, 85, 91	0
54	P8	47/49 (95%)	-0.44	0 100 100	52, 57, 77, 88	0
55	M5	64/65 (98%)	0.14	0 100 100	76, 85, 101, 117	0
55	Q8	64/65 (98%)	0.15	0 100 100	61, 71, 88, 99	0
56	1L	68/76 (89%)	1.09	15 (22%) 0 0	118, 173, 181, 188	0
57	3L	73/76 (96%)	-0.60	0 100 100	87, 172, 185, 190	0
All	All	20602/21966 (93%)	0.11	1495 (7%) 15 9	48, 107, 162, 204	0

All (1495) RSRZ outliers are listed below:

Mol	Chain	Res	Type	RSRZ
26	14	2899	G	12.6
26	14	2901	C	10.8
26	14	2799	A	10.4
26	14	2902	C	9.9
43	95	45	THR	9.5
26	14	4	C	9.5

Continued on next page...

*Continued from previous page...*

<b>Mol</b>	<b>Chain</b>	<b>Res</b>	<b>Type</b>	<b>RSRZ</b>
27	16	1(M)	A	9.3
43	95	1	MET	9.2
26	14	2897	U	9.1
26	14	2900	A	8.7
26	14	2898	U	8.6
43	95	12	TYR	8.5
41	75	1	MET	8.5
26	14	2795	G	7.8
43	95	91	TYR	7.7
38	45	91	GLU	7.5
32	49	138	GLN	7.4
12	3A	64	TYR	7.3
38	45	103	MET	7.3
26	14	5	A	7.3
52	M8	3	GLU	7.3
34	61	65	ALA	7.2
52	M8	31	ILE	7.1
31	39	12	LEU	7.1
47	D5	68	PRO	7.0
30	21	89	ASP	6.9
38	45	104	PHE	6.9
26	14	2801	A	6.8
40	A8	112	PHE	6.8
14	5A	39	LEU	6.7
6	5E	46	ARG	6.7
41	B8	1	MET	6.6
14	5A	37	PHE	6.4
43	95	15	GLU	6.3
43	95	40	LEU	6.3
34	69	125	GLU	6.2
38	45	105	GLU	6.2
14	5A	38	GLY	6.2
26	14	3	U	6.2
30	21	67	PHE	6.2
26	14	2	G	6.1
38	45	25	ASP	6.0
47	H8	147	GLY	5.9
43	95	93	GLU	5.8
37	35	1	MET	5.8
40	A8	27	SER	5.8
3	22	53	ALA	5.7
40	A8	37	ALA	5.7

*Continued on next page...*

*Continued from previous page...*

<b>Mol</b>	<b>Chain</b>	<b>Res</b>	<b>Type</b>	<b>RSRZ</b>
43	95	36	PRO	5.7
6	52	38	GLU	5.7
38	45	56	ARG	5.7
35	15	51	PHE	5.6
35	15	48	MET	5.6
26	14	2896	C	5.6
38	45	68	ILE	5.6
43	95	94	LEU	5.6
30	29	69	LYS	5.6
47	H8	148	ASP	5.6
38	45	33	GLY	5.6
35	15	134	ARG	5.6
42	85	72	HIS	5.6
35	15	1	MET	5.6
52	M8	13	ARG	5.5
35	15	9	VAL	5.5
43	95	16	PRO	5.5
4	32	108	LEU	5.5
38	45	93	TYR	5.5
15	6A	2	PRO	5.5
3	2E	166	GLU	5.5
26	1H	2476	A	5.5
34	61	107	VAL	5.5
26	14	1	G	5.5
34	61	116	LEU	5.4
52	M8	41	PRO	5.4
32	49	139	LEU	5.4
45	B5	92	LEU	5.4
34	69	85	GLU	5.4
28	71	9	ALA	5.3
32	49	155	MET	5.3
52	M8	5	ILE	5.3
52	M8	30	GLU	5.3
3	2E	193	TYR	5.3
28	71	27	HIS	5.3
38	45	92	GLY	5.3
34	69	72	LEU	5.3
30	21	88	GLY	5.2
40	65	108	GLY	5.2
40	A8	111	GLU	5.2
35	15	41	ASP	5.2
32	49	177	GLY	5.2

*Continued on next page...*

*Continued from previous page...*

<b>Mol</b>	<b>Chain</b>	<b>Res</b>	<b>Type</b>	<b>RSRZ</b>
12	3A	28	LYS	5.2
43	95	26	ASP	5.1
47	H8	149	SER	5.1
3	22	146	ALA	5.1
35	15	43	THR	5.1
38	45	65	PHE	5.1
35	15	12	ARG	5.1
42	85	69	CYS	5.1
40	A8	36	TYR	5.1
43	95	63	GLY	5.1
40	A8	68	GLN	5.1
43	95	97	LYS	5.0
30	29	78	LEU	5.0
30	21	90	THR	5.0
31	39	10	PRO	5.0
35	15	131	GLN	5.0
32	49	142	PRO	5.0
34	69	144	VAL	5.0
26	1H	2798	C	5.0
32	41	137	GLU	5.0
26	14	2797	U	5.0
38	45	102	VAL	4.9
43	D8	37	VAL	4.9
40	A8	52	SER	4.9
34	61	146	ALA	4.9
31	39	22	ALA	4.9
26	1H	2799	A	4.9
32	49	137	GLU	4.9
43	95	64	HIS	4.9
47	D5	70	LEU	4.9
26	14	2802	G	4.9
38	88	104	PHE	4.9
35	15	136	GLU	4.9
32	49	146	TYR	4.9
34	69	76	THR	4.8
47	H8	1	MET	4.8
28	71	11	LEU	4.8
40	A8	43	GLU	4.8
2	12	37	ASN	4.8
12	3A	68	ALA	4.8
2	12	102	LEU	4.8
35	15	13	TRP	4.8

*Continued on next page...*

*Continued from previous page...*

<b>Mol</b>	<b>Chain</b>	<b>Res</b>	<b>Type</b>	<b>RSRZ</b>
30	29	49	LEU	4.8
34	69	123	LEU	4.8
52	M8	11	PRO	4.8
31	31	6	VAL	4.8
42	85	74	LEU	4.8
14	5A	36	PHE	4.7
34	69	86	THR	4.7
40	A8	48	LEU	4.7
26	14	2794	C	4.7
26	14	2798	C	4.7
47	H8	166	SER	4.7
28	71	29	VAL	4.7
43	95	3	ALA	4.7
34	69	88	ILE	4.7
40	A8	28	VAL	4.7
40	A8	49	VAL	4.7
52	M8	34	GLU	4.7
43	95	5	VAL	4.6
32	49	34	LEU	4.6
6	5E	57	GLN	4.6
43	95	92	THR	4.6
38	45	34	LEU	4.6
12	3I	64	TYR	4.6
3	22	101	LEU	4.6
38	45	69	PHE	4.5
34	61	113	ARG	4.5
34	61	70	GLU	4.5
34	61	72	LEU	4.5
4	32	70	ILE	4.5
32	41	88	ILE	4.5
51	H5	2	PRO	4.5
28	71	8	ARG	4.5
42	85	56	ASP	4.5
47	D5	69	THR	4.4
2	12	197	VAL	4.4
38	88	33	GLY	4.4
43	95	27	ALA	4.4
4	32	5	ILE	4.4
31	39	9	ILE	4.4
14	5A	51	GLY	4.4
43	95	96	ILE	4.4
31	39	199	TRP	4.4

*Continued on next page...*

*Continued from previous page...*

<b>Mol</b>	<b>Chain</b>	<b>Res</b>	<b>Type</b>	<b>RSRZ</b>
30	29	4	ILE	4.4
44	E8	111	HIS	4.4
31	39	8	GLN	4.4
19	AA	44	MET	4.3
35	15	44	PRO	4.3
30	29	77	ILE	4.3
34	69	138	ILE	4.3
43	95	61	VAL	4.3
30	21	55	ASN	4.3
3	22	198	VAL	4.3
32	49	39	ILE	4.3
38	45	6	ARG	4.3
28	71	35	ALA	4.3
30	21	91	VAL	4.3
35	15	15	LEU	4.3
49	F5	28	GLY	4.3
47	D5	54	HIS	4.3
43	95	39	LEU	4.3
43	95	42	GLY	4.3
47	H8	70	LEU	4.3
30	29	73	GLU	4.2
52	M8	25	TYR	4.2
35	15	11	PRO	4.2
47	H8	113	ALA	4.2
10	1A	65	LEU	4.2
47	D5	5	LEU	4.2
40	A8	87	PHE	4.2
31	39	11	VAL	4.2
18	9A	43	PHE	4.2
38	45	32	TYR	4.2
38	45	66	ILE	4.2
43	95	99	ILE	4.2
2	12	62	ALA	4.2
33	51	171	LEU	4.2
38	88	32	TYR	4.2
35	15	8	GLN	4.2
34	69	78	THR	4.2
47	D5	83	PRO	4.2
28	71	176	GLY	4.2
38	45	64	ILE	4.2
4	3E	110	PHE	4.2
43	95	65	GLY	4.2

*Continued on next page...*

*Continued from previous page...*

<b>Mol</b>	<b>Chain</b>	<b>Res</b>	<b>Type</b>	<b>RSRZ</b>
43	95	35	LEU	4.1
38	45	130	LYS	4.1
51	H5	28	LEU	4.1
3	22	102	ASN	4.1
4	32	68	TYR	4.1
30	21	66	HIS	4.1
32	49	140	ILE	4.1
45	B5	26	TYR	4.1
47	D5	126	VAL	4.1
35	15	50	ASP	4.1
30	29	2	LYS	4.1
18	9I	40	LEU	4.1
4	32	110	PHE	4.1
30	21	32	PRO	4.1
35	15	133	GLN	4.1
47	H8	146	ILE	4.1
42	85	59	ARG	4.0
38	45	61	GLY	4.0
40	A8	109	GLY	4.0
19	AA	62	ILE	4.0
3	22	60	ALA	4.0
47	H8	88	PHE	4.0
43	95	44	LYS	4.0
26	14	546	C	4.0
42	85	117	GLN	4.0
43	95	2	PHE	4.0
42	85	67	ALA	4.0
6	52	89	MET	4.0
32	41	146	TYR	4.0
56	1L	71	C	4.0
38	45	59	ARG	4.0
30	21	72	VAL	4.0
40	A8	101	LEU	4.0
43	95	38	LEU	4.0
43	95	95	LEU	4.0
34	61	109	ILE	4.0
52	M8	28	LYS	3.9
12	3A	69	TYR	3.9
19	AI	71	LEU	3.9
34	69	114	LEU	3.9
38	88	105	GLU	3.9
35	15	46	VAL	3.9

*Continued on next page...*



*Continued from previous page...*

Mol	Chain	Res	Type	RSRZ
3	2E	200	ALA	3.9
2	1E	152	PHE	3.9
3	2E	167	TRP	3.9
31	39	128	ALA	3.9
35	58	133	GLN	3.9
43	D8	45	THR	3.9
12	3A	20	LYS	3.9
40	A8	102	ALA	3.9
40	A8	105	ALA	3.9
18	9I	26	LEU	3.9
52	M8	2	LYS	3.9
40	A8	35	ILE	3.9
43	95	60	GLU	3.9
30	21	5	LEU	3.9
40	A8	29	PHE	3.8
6	52	37	VAL	3.8
4	32	185	PHE	3.8
43	95	34	GLU	3.8
43	95	11	GLN	3.8
12	3A	32	PHE	3.8
43	95	17	GLY	3.8
43	95	90	PRO	3.8
35	15	39	ARG	3.8
43	95	4	ILE	3.8
47	D5	56	VAL	3.8
47	D5	67	LEU	3.8
38	45	133	ARG	3.8
50	G5	44	LEU	3.8
38	45	90	VAL	3.8
32	41	41	GLN	3.8
47	H8	168	GLU	3.8
32	49	89	GLY	3.8
2	1E	96	ARG	3.8
43	95	18	LEU	3.8
34	69	80	PRO	3.7
51	H5	26	LEU	3.7
30	29	90	THR	3.7
18	9I	42	ARG	3.7
6	52	61	LEU	3.7
30	29	71	GLY	3.7
47	H8	104	PHE	3.7
14	5A	26	ARG	3.7

*Continued on next page...*

*Continued from previous page...*

Mol	Chain	Res	Type	RSRZ
4	3E	144	ASP	3.7
31	39	7	TYR	3.7
4	32	69	GLY	3.7
28	71	5	LYS	3.7
32	41	135	LEU	3.7
47	D5	91	LEU	3.7
47	D5	159	PRO	3.7
6	52	36	ARG	3.7
43	95	14	VAL	3.7
47	H8	51	ALA	3.7
32	41	23	PHE	3.7
33	59	153	LYS	3.7
34	69	141	LYS	3.7
47	H8	121	HIS	3.7
30	21	33	VAL	3.7
31	39	14	PRO	3.7
4	3E	145	GLU	3.7
32	49	145	THR	3.7
4	32	34	GLU	3.7
43	95	41	GLY	3.6
40	A8	24	LEU	3.6
34	61	130	TYR	3.6
47	D5	55	HIS	3.6
2	12	39	ILE	3.6
30	29	96	PHE	3.6
32	49	108	ASN	3.6
34	61	75	LEU	3.6
32	41	178	PHE	3.6
47	H8	7	ALA	3.6
19	AA	63	THR	3.6
28	71	34	THR	3.6
6	52	66	GLU	3.6
43	95	28	GLU	3.6
51	H5	30	ARG	3.6
52	M8	20	ASN	3.6
38	45	7	MET	3.6
47	D5	88	PHE	3.6
30	21	49	LEU	3.6
3	22	7	PRO	3.6
47	H8	114	GLY	3.6
28	71	25	ALA	3.6
38	45	67	ARG	3.6

*Continued on next page...*

*Continued from previous page...*

Mol	Chain	Res	Type	RSRZ
35	15	37	LYS	3.6
19	AI	60	VAL	3.6
30	21	4	ILE	3.6
52	M8	12	ALA	3.6
41	75	2	ASN	3.6
4	32	153	ARG	3.6
38	45	112	GLU	3.6
40	A8	41	ASP	3.6
47	H8	171	ILE	3.6
28	71	28	LEU	3.6
31	39	147	GLY	3.6
42	85	73	GLY	3.6
26	14	2793	G	3.6
30	21	34	VAL	3.6
35	15	127	ASP	3.5
43	95	24	LYS	3.5
38	45	60	ARG	3.5
40	A8	26	LEU	3.5
42	85	68	ALA	3.5
26	1H	1536	A	3.5
12	3A	65	GLU	3.5
30	21	50	GLY	3.5
2	1E	148	TYR	3.5
30	29	56	PRO	3.5
35	15	135	PRO	3.5
40	A8	7	TYR	3.5
4	32	131	ARG	3.5
47	D5	46	LYS	3.5
4	3E	111	ALA	3.5
32	41	150	ASP	3.5
3	22	144	SER	3.5
31	31	9	ILE	3.5
30	29	3	GLY	3.5
34	69	126	TYR	3.5
47	D5	9	TYR	3.5
18	9A	42	ARG	3.5
40	A8	38	GLN	3.5
31	31	27	GLU	3.5
34	61	131	LYS	3.5
51	H5	58	VAL	3.5
40	A8	58	LEU	3.5
35	15	126	PRO	3.5

*Continued on next page...*

*Continued from previous page...*

<b>Mol</b>	<b>Chain</b>	<b>Res</b>	<b>Type</b>	<b>RSRZ</b>
45	B5	89	ILE	3.5
52	M8	22	ILE	3.5
3	2E	168	ALA	3.5
51	H5	35	ARG	3.5
30	29	70	ALA	3.5
31	39	172	TRP	3.4
30	21	69	LYS	3.4
43	95	20	LEU	3.4
46	C5	59	GLY	3.4
34	61	128	LEU	3.4
52	M8	42	PHE	3.4
3	22	103	VAL	3.4
30	29	32	PRO	3.4
31	31	24	LEU	3.4
53	N8	34	PRO	3.4
47	D5	51	ALA	3.4
30	29	48	GLN	3.4
42	85	106	PHE	3.4
46	C5	29	GLU	3.4
47	D5	49	ARG	3.4
35	15	47	ALA	3.4
12	3A	84	LEU	3.4
47	D5	163	LEU	3.4
33	59	169	VAL	3.4
35	15	55	VAL	3.4
56	1L	44	U	3.4
28	71	208	PHE	3.4
40	A8	108	GLY	3.4
26	1H	2790	A	3.4
31	39	152	GLU	3.4
32	49	179	PRO	3.4
37	35	13	ASN	3.4
6	52	4	TYR	3.4
30	21	51	PHE	3.4
11	2A	108	ILE	3.4
38	45	63	LYS	3.4
52	M8	32	TYR	3.4
13	4A	26	GLY	3.4
46	C5	86	ARG	3.4
3	22	55	VAL	3.4
35	15	53	VAL	3.4
47	D5	65	GLN	3.4

*Continued on next page...*

*Continued from previous page...*

Mol	Chain	Res	Type	RSRZ
3	22	147	LYS	3.4
5	42	6	PHE	3.3
13	4A	102	ARG	3.3
32	41	94	LEU	3.3
15	6A	15	PHE	3.3
4	3E	23	GLY	3.3
31	39	148	LEU	3.3
14	5A	11	LYS	3.3
38	88	59	ARG	3.3
34	69	87	LYS	3.3
47	H8	53	ILE	3.3
32	49	178	PHE	3.3
4	32	195	ALA	3.3
3	22	143	GLU	3.3
38	88	64	ILE	3.3
4	32	29	PRO	3.3
14	5A	52	GLN	3.3
35	15	14	VAL	3.3
11	2A	40	ILE	3.3
34	61	126	TYR	3.3
3	22	204	LEU	3.3
43	95	85	LYS	3.3
12	3I	33	ARG	3.3
12	3A	27	LEU	3.3
31	39	191	ARG	3.3
32	49	135	LEU	3.3
45	F8	83	VAL	3.3
47	H8	96	VAL	3.3
28	71	19	ILE	3.3
34	61	85	GLU	3.3
44	A5	113	LYS	3.3
30	29	76	ARG	3.3
12	3I	122	THR	3.3
30	29	74	PRO	3.3
35	15	42	TRP	3.3
42	85	91	ASP	3.3
37	35	106	LEU	3.3
3	22	135	LYS	3.3
32	49	63	ILE	3.3
3	2E	201	TYR	3.3
38	88	1	MET	3.3
31	39	125	LEU	3.3

*Continued on next page...*

*Continued from previous page...*

Mol	Chain	Res	Type	RSRZ
35	58	15	LEU	3.3
30	21	48	GLN	3.2
3	22	180	ALA	3.2
16	7I	7	ALA	3.2
32	41	64	THR	3.2
2	1E	156	LYS	3.2
47	H8	127	LYS	3.2
35	15	10	GLU	3.2
47	H8	164	ALA	3.2
38	45	22	LYS	3.2
28	71	14	VAL	3.2
43	95	58	VAL	3.2
47	H8	165	VAL	3.2
34	61	80	PRO	3.2
47	H8	133	ILE	3.2
45	B5	79	ALA	3.2
6	52	55	ASP	3.2
9	82	115	GLY	3.2
28	71	13	LYS	3.2
40	A8	23	ARG	3.2
18	9I	39	VAL	3.2
3	2E	122	GLU	3.2
13	4I	6	GLY	3.2
34	69	139	GLN	3.2
6	52	35	ALA	3.2
38	45	132	VAL	3.2
47	H8	99	TYR	3.2
12	3I	62	SER	3.2
3	22	44	GLU	3.2
3	22	170	GLN	3.2
29	19	153	ALA	3.2
47	H8	25	PRO	3.2
35	15	58	ASP	3.2
26	1H	2133	G	3.2
4	32	133	VAL	3.2
32	49	80	PHE	3.2
26	14	6	A	3.2
47	D5	27	VAL	3.2
38	88	68	ILE	3.2
38	88	136	ALA	3.2
50	K8	43	GLN	3.2
3	22	201	TYR	3.2

*Continued on next page...*

*Continued from previous page...*

<b>Mol</b>	<b>Chain</b>	<b>Res</b>	<b>Type</b>	<b>RSRZ</b>
13	4A	9	ILE	3.2
43	95	73	SER	3.2
47	D5	24	LEU	3.2
6	52	6	VAL	3.2
19	AA	67	VAL	3.2
21	1B	6	ARG	3.2
34	61	66	GLU	3.2
14	5A	50	LYS	3.2
30	29	176	ILE	3.2
10	1I	95	GLU	3.2
38	88	130	LYS	3.2
47	H8	98	MET	3.2
43	95	100	ARG	3.2
45	F8	90	GLU	3.2
40	A8	82	ILE	3.1
19	AA	45	VAL	3.1
35	15	54	VAL	3.1
4	3E	138	TYR	3.1
3	2E	189	ALA	3.1
32	41	138	GLN	3.1
32	49	150	ASP	3.1
32	41	63	ILE	3.1
49	J8	92	LYS	3.1
11	2I	107	SER	3.1
19	AA	69	HIS	3.1
40	A8	95	HIS	3.1
8	72	44	PHE	3.1
3	22	189	ALA	3.1
6	52	39	LYS	3.1
18	9A	46	GLU	3.1
31	31	19	GLU	3.1
3	22	100	ALA	3.1
32	49	141	PHE	3.1
35	15	45	ASN	3.1
12	3A	19	ARG	3.1
31	31	123	LEU	3.1
34	69	140	LEU	3.1
2	1E	71	VAL	3.1
5	4E	33	VAL	3.1
47	D5	28	MET	3.1
14	5A	44	LEU	3.1
37	78	106	LEU	3.1

*Continued on next page...*

*Continued from previous page...*

<b>Mol</b>	<b>Chain</b>	<b>Res</b>	<b>Type</b>	<b>RSRZ</b>
3	2E	170	GLN	3.1
47	D5	50	GLN	3.1
18	9I	28	GLU	3.1
6	52	101	ALA	3.1
30	29	52	LEU	3.1
22	1K	65	C	3.1
42	85	71	GLN	3.1
43	95	86	GLY	3.1
30	21	31	CYS	3.1
30	21	74	PRO	3.1
35	15	138	LEU	3.1
56	1L	57	G	3.1
12	3A	67	THR	3.1
43	95	70	ILE	3.1
34	69	127	VAL	3.1
3	2E	128	PHE	3.1
32	41	65	GLY	3.1
42	85	104	GLN	3.1
40	A8	54	LEU	3.1
34	69	124	GLY	3.0
47	H8	38	TYR	3.0
2	1E	101	MET	3.0
18	9A	26	LEU	3.0
35	15	72	TYR	3.0
47	H8	167	PRO	3.0
26	1H	2797	U	3.0
42	85	90	VAL	3.0
56	1L	16	U	3.0
42	85	57	PHE	3.0
32	49	157	ILE	3.0
4	32	154	ASN	3.0
6	5E	47	ARG	3.0
38	45	5	ARG	3.0
4	32	23	GLY	3.0
6	5E	63	TYR	3.0
31	39	27	GLU	3.0
26	1H	5	A	3.0
54	L5	1	MET	3.0
35	15	36	GLY	3.0
38	45	23	GLY	3.0
43	95	13	ARG	3.0
40	A8	84	GLN	3.0

*Continued on next page...*



*Continued from previous page...*

Mol	Chain	Res	Type	RSRZ
21	1B	2	GLY	3.0
28	71	4	GLY	3.0
38	45	129	THR	3.0
43	95	25	LEU	3.0
26	14	10	G	3.0
11	2I	81	ASP	3.0
38	88	25	ASP	3.0
28	71	31	GLU	3.0
38	45	30	GLY	3.0
12	3I	61	THR	3.0
52	M8	9	LEU	3.0
26	14	2895	U	3.0
4	32	32	ALA	3.0
40	A8	94	TYR	3.0
32	41	66	GLN	3.0
32	49	182	LYS	3.0
52	M8	29	PRO	3.0
2	12	155	LEU	3.0
35	15	116	LEU	3.0
18	9I	43	PHE	3.0
18	9A	81	PHE	3.0
51	H5	19	GLN	3.0
2	1E	66	GLY	3.0
38	45	48	GLU	3.0
4	32	14	ARG	3.0
4	32	64	LEU	3.0
31	39	192	LEU	3.0
26	14	1177	A	3.0
26	1H	2132	U	2.9
47	H8	90	VAL	2.9
12	3A	87	GLY	2.9
30	29	5	LEU	2.9
33	59	171	LEU	2.9
18	9A	29	PHE	2.9
38	45	10	ARG	2.9
2	1E	80	ILE	2.9
38	45	70	PRO	2.9
40	A8	76	LYS	2.9
3	22	43	LEU	2.9
4	32	4	TYR	2.9
14	5A	25	VAL	2.9
32	49	62	LEU	2.9

*Continued on next page...*

*Continued from previous page...*

<b>Mol</b>	<b>Chain</b>	<b>Res</b>	<b>Type</b>	<b>RSRZ</b>
40	A8	86	ALA	2.9
4	32	134	ASP	2.9
32	41	75	LYS	2.9
35	15	122	VAL	2.9
36	68	52	VAL	2.9
40	A8	92	TYR	2.9
31	31	199	TRP	2.9
10	1I	22	LYS	2.9
4	32	11	LEU	2.9
4	3E	3	ARG	2.9
4	3E	150	GLU	2.9
2	1E	208	ILE	2.9
14	5A	23	ARG	2.9
33	51	16	SER	2.9
47	H8	109	ALA	2.9
47	D5	12	GLY	2.9
3	2E	151	VAL	2.9
40	A8	25	ARG	2.9
31	39	13	SER	2.9
4	32	19	LEU	2.9
47	D5	96	VAL	2.9
47	D5	124	ILE	2.9
47	H8	8	TYR	2.9
52	M8	40	HIS	2.9
34	61	145	VAL	2.9
12	3I	99	HIS	2.9
18	9I	80	PRO	2.9
1	1G	1029	G	2.9
16	7A	49	LEU	2.9
40	A8	93	LYS	2.9
51	L8	59	VAL	2.9
2	12	152	PHE	2.9
35	15	119	ARG	2.9
33	51	168	PRO	2.9
43	95	87	HIS	2.9
4	32	126	ILE	2.9
32	41	82	LEU	2.9
2	12	33	TYR	2.9
26	1H	2795	G	2.9
32	41	25	TYR	2.9
40	A8	103	GLU	2.9
34	69	134	PRO	2.9

*Continued on next page...*

*Continued from previous page...*

<b>Mol</b>	<b>Chain</b>	<b>Res</b>	<b>Type</b>	<b>RSRZ</b>
18	9A	39	VAL	2.8
30	29	79	ARG	2.8
56	1L	65	C	2.8
3	22	199	LYS	2.8
12	3A	21	LYS	2.8
35	15	17	ASP	2.8
34	61	140	LEU	2.8
40	A8	73	LEU	2.8
56	1L	76	A	2.8
2	1E	105	PHE	2.8
47	H8	69	THR	2.8
32	41	90	LEU	2.8
47	H8	155	LEU	2.8
12	3A	31	PRO	2.8
13	4A	98	VAL	2.8
47	D5	133	ILE	2.8
38	88	63	LYS	2.8
34	69	83	ALA	2.8
47	H8	73	GLN	2.8
51	H5	22	ALA	2.8
53	N8	46	CYS	2.8
40	A8	91	PRO	2.8
38	45	113	GLN	2.8
18	9A	31	LEU	2.8
4	3E	140	VAL	2.8
34	61	79	ILE	2.8
45	B5	33	LYS	2.8
35	15	38	HIS	2.8
47	H8	60	GLU	2.8
4	3E	169	LYS	2.8
4	3E	176	LEU	2.8
7	6E	81	GLY	2.8
3	2E	202	ILE	2.8
46	C5	44	ILE	2.8
4	3E	24	GLU	2.8
6	5E	55	ASP	2.8
26	14	1509	C	2.8
30	21	76	ARG	2.8
38	88	107	ALA	2.8
40	A8	66	ALA	2.8
42	85	25	TRP	2.8
47	H8	122	ARG	2.8

*Continued on next page...*

*Continued from previous page...*

<b>Mol</b>	<b>Chain</b>	<b>Res</b>	<b>Type</b>	<b>RSRZ</b>
40	A8	53	SER	2.8
47	D5	66	SER	2.8
28	71	197	GLU	2.8
25	4K	24	A	2.8
3	2E	153	VAL	2.8
11	2A	109	VAL	2.8
38	45	106	VAL	2.8
42	C8	90	VAL	2.8
38	45	47	ILE	2.8
50	K8	41	ILE	2.8
4	3E	15	GLU	2.8
56	1L	61	C	2.8
8	72	133	LEU	2.8
4	3E	183	GLY	2.8
35	58	14	VAL	2.8
12	3I	85	ILE	2.8
12	3A	85	ILE	2.8
43	95	19	LYS	2.8
2	1E	62	ALA	2.8
2	12	29	ALA	2.8
18	9I	79	LEU	2.8
28	71	195	ALA	2.8
31	39	23	ASP	2.8
32	41	142	PRO	2.8
35	58	130	HIS	2.8
38	45	101	ARG	2.8
26	1H	2477	C	2.8
34	61	122	GLU	2.7
41	75	6	LEU	2.7
3	2E	169	ALA	2.7
4	32	35	ARG	2.7
31	31	22	ALA	2.7
52	M8	26	SER	2.7
30	29	91	VAL	2.7
32	41	68	PRO	2.7
32	49	176	LEU	2.7
51	H5	29	ARG	2.7
6	5E	6	VAL	2.7
35	15	98	VAL	2.7
40	A8	85	VAL	2.7
47	H8	141	VAL	2.7
3	22	56	ASP	2.7

*Continued on next page...*

*Continued from previous page...*

<b>Mol</b>	<b>Chain</b>	<b>Res</b>	<b>Type</b>	<b>RSRZ</b>
52	M8	27	THR	2.7
38	88	41	TRP	2.7
2	1E	158	LEU	2.7
8	72	112	LEU	2.7
18	9A	40	LEU	2.7
33	51	170	ARG	2.7
39	98	33	ARG	2.7
40	A8	30	ARG	2.7
44	E8	69	LEU	2.7
3	2E	71	ALA	2.7
28	71	175	VAL	2.7
4	32	15	GLU	2.7
32	49	48	GLU	2.7
34	69	122	GLU	2.7
42	85	62	ILE	2.7
52	M8	6	HIS	2.7
18	9I	85	LEU	2.7
32	41	136	ARG	2.7
35	15	90	MET	2.7
43	D8	1	MET	2.7
2	12	163	PHE	2.7
3	2E	186	PHE	2.7
12	3I	32	PHE	2.7
2	1E	211	ILE	2.7
51	H5	32	GLN	2.7
2	12	115	LEU	2.7
4	32	194	LEU	2.7
34	61	108	THR	2.7
35	15	26	LEU	2.7
47	H8	5	LEU	2.7
30	29	50	GLY	2.7
52	M8	10	VAL	2.7
30	21	199	ARG	2.7
43	95	62	LEU	2.7
5	42	130	ASN	2.7
40	65	60	GLY	2.7
11	2A	84	VAL	2.7
40	A8	46	VAL	2.7
3	2E	182	ILE	2.7
5	42	8	GLU	2.7
29	19	181	GLU	2.7
31	39	18	ARG	2.7

*Continued on next page...*

*Continued from previous page...*

<b>Mol</b>	<b>Chain</b>	<b>Res</b>	<b>Type</b>	<b>RSRZ</b>
47	H8	49	ARG	2.7
31	39	124	LEU	2.7
43	95	32	THR	2.7
46	C5	49	VAL	2.7
47	D5	82	ARG	2.7
40	65	58	LEU	2.7
12	3I	101	VAL	2.7
14	5A	35	ARG	2.7
56	1L	45	G	2.7
47	H8	2	GLU	2.7
11	2A	21	ILE	2.7
32	41	157	ILE	2.7
18	9A	76	LEU	2.7
4	3E	185	PHE	2.7
53	N8	37	LYS	2.7
52	M8	7	PRO	2.7
18	9A	34	TYR	2.7
18	9A	85	LEU	2.7
38	45	11	LYS	2.7
30	21	40	GLU	2.7
28	71	33	ALA	2.7
18	9I	29	PHE	2.7
18	9A	27	GLY	2.7
43	95	23	GLU	2.7
43	95	59	ALA	2.7
16	7I	48	TRP	2.6
12	3A	56	ALA	2.6
31	31	21	ALA	2.6
34	61	138	ILE	2.6
17	8A	11	VAL	2.6
51	H5	5	LYS	2.6
52	M8	1	MET	2.6
28	71	209	LEU	2.6
19	AA	38	SER	2.6
4	32	200	GLU	2.6
14	5A	56	VAL	2.6
29	19	26	LYS	2.6
31	31	157	VAL	2.6
33	51	85	LYS	2.6
34	61	139	GLN	2.6
43	95	89	GLN	2.6
45	F8	51	VAL	2.6

*Continued on next page...*

*Continued from previous page...*

<b>Mol</b>	<b>Chain</b>	<b>Res</b>	<b>Type</b>	<b>RSRZ</b>
2	1E	188	ALA	2.6
35	15	40	PRO	2.6
19	AA	47	HIS	2.6
35	15	130	HIS	2.6
47	H8	85	HIS	2.6
3	2E	150	LYS	2.6
43	95	66	ARG	2.6
47	H8	160	GLY	2.6
40	A8	40	ILE	2.6
4	3E	130	GLY	2.6
12	3A	35	GLY	2.6
30	29	34	VAL	2.6
47	H8	162	GLU	2.6
45	F8	87	GLN	2.6
47	D5	76	LEU	2.6
56	1L	70	C	2.6
6	52	62	TRP	2.6
11	2A	92	GLU	2.6
32	49	92	VAL	2.6
6	52	67	MET	2.6
38	45	41	TRP	2.6
56	1L	1	G	2.6
48	E5	9	SER	2.6
26	14	2790	A	2.6
31	31	156	LEU	2.6
47	D5	53	ILE	2.6
28	71	21	THR	2.6
37	78	91	PHE	2.6
51	H5	44	ARG	2.6
4	32	179	GLU	2.6
40	A8	81	GLY	2.6
11	2A	95	ILE	2.6
47	H8	150	LEU	2.6
52	M8	46	GLN	2.6
26	14	2894	G	2.6
32	41	72	ARG	2.6
11	2A	31	THR	2.6
30	29	7	VAL	2.6
42	85	114	LYS	2.6
4	32	101	LEU	2.6
38	45	73	PRO	2.6
42	85	82	GLY	2.6

*Continued on next page...*

*Continued from previous page...*

Mol	Chain	Res	Type	RSRZ
44	A5	112	GLY	2.6
32	41	39	ILE	2.6
33	59	170	ARG	2.6
12	3A	78	GLN	2.6
35	15	4	TYR	2.6
44	E8	109	GLU	2.6
51	H5	39	ASP	2.6
6	52	100	ASN	2.6
34	69	81	VAL	2.6
34	69	92	VAL	2.6
43	95	46	VAL	2.6
14	5A	47	LEU	2.6
10	1A	47	PHE	2.6
26	14	2803	C	2.6
47	D5	52	SER	2.6
47	H8	82	ARG	2.6
5	42	43	LEU	2.6
12	3I	77	LEU	2.6
18	9I	76	LEU	2.6
29	19	135	PHE	2.5
16	7A	84	ALA	2.5
18	9A	84	LYS	2.5
30	21	54	GLN	2.5
40	A8	59	LYS	2.5
40	A8	71	ARG	2.5
17	8A	59	ILE	2.5
34	61	120	ILE	2.5
38	45	29	PHE	2.5
45	B5	8	ILE	2.5
28	71	12	GLU	2.5
38	45	45	GLN	2.5
3	22	10	PHE	2.5
3	22	15	THR	2.5
38	88	48	GLU	2.5
47	D5	60	GLU	2.5
34	69	90	GLY	2.5
30	21	78	LEU	2.5
34	61	69	LYS	2.5
45	B5	13	LEU	2.5
32	41	76	SER	2.5
3	22	71	ALA	2.5
28	71	7	TYR	2.5

*Continued on next page...*



*Continued from previous page...*

<b>Mol</b>	<b>Chain</b>	<b>Res</b>	<b>Type</b>	<b>RSRZ</b>
38	45	57	HIS	2.5
29	19	27	THR	2.5
38	88	106	VAL	2.5
40	A8	69	VAL	2.5
10	1I	71	LEU	2.5
34	61	141	LYS	2.5
34	61	143	SER	2.5
42	85	70	ARG	2.5
28	71	181	PRO	2.5
38	88	31	ASP	2.5
47	D5	63	ASP	2.5
4	32	119	GLN	2.5
32	49	109	VAL	2.5
40	A8	51	ALA	2.5
29	19	147	LEU	2.5
43	95	83	ARG	2.5
47	D5	4	ARG	2.5
2	12	108	ILE	2.5
3	22	142	MET	2.5
38	88	66	ILE	2.5
39	98	95	THR	2.5
42	C8	106	PHE	2.5
47	D5	89	PHE	2.5
34	61	135	GLU	2.5
2	1E	230	VAL	2.5
2	12	196	LEU	2.5
10	1I	8	LEU	2.5
39	98	116	LEU	2.5
48	E5	8	GLY	2.5
49	J8	95	LEU	2.5
42	85	81	HIS	2.5
3	2E	99	VAL	2.5
3	2E	164	ARG	2.5
6	5E	48	LEU	2.5
32	49	90	LEU	2.5
51	H5	25	ALA	2.5
28	71	228	SER	2.5
38	88	67	ARG	2.5
26	14	1176	G	2.5
30	29	47	VAL	2.5
40	A8	110	LEU	2.5
45	F8	92	LEU	2.5

*Continued on next page...*

*Continued from previous page...*

<b>Mol</b>	<b>Chain</b>	<b>Res</b>	<b>Type</b>	<b>RSRZ</b>
51	H5	4	LEU	2.5
51	H5	59	VAL	2.5
2	12	105	PHE	2.5
5	4E	6	PHE	2.5
18	9I	21	LYS	2.5
38	45	72	LYS	2.5
38	45	99	PRO	2.5
43	95	74	LYS	2.5
2	1E	68	ILE	2.5
3	22	39	ILE	2.5
4	32	196	LEU	2.5
28	71	26	ALA	2.5
31	31	124	LEU	2.5
35	15	7	LYS	2.5
30	29	51	PHE	2.5
30	29	53	PRO	2.5
2	12	198	ASP	2.5
34	69	79	ILE	2.5
40	A8	65	VAL	2.4
3	22	182	ILE	2.4
39	98	118	GLU	2.4
45	F8	89	ILE	2.4
47	H8	145	GLU	2.4
47	H8	52	SER	2.4
26	14	2792	G	2.4
34	69	145	VAL	2.4
39	98	100	LEU	2.4
47	D5	38	TYR	2.4
30	21	37	ARG	2.4
34	61	86	THR	2.4
18	9A	28	GLU	2.4
46	C5	53	PRO	2.4
47	H8	97	GLU	2.4
47	D5	57	ILE	2.4
46	C5	5	MET	2.4
4	3E	108	LEU	2.4
4	3E	167	GLY	2.4
34	69	128	LEU	2.4
52	M8	33	VAL	2.4
18	9I	23	LYS	2.4
28	71	193	ILE	2.4
31	39	19	GLU	2.4

*Continued on next page...*

*Continued from previous page...*

<b>Mol</b>	<b>Chain</b>	<b>Res</b>	<b>Type</b>	<b>RSRZ</b>
47	D5	168	GLU	2.4
53	N8	35	GLU	2.4
51	H5	12	PRO	2.4
5	42	66	MET	2.4
4	3E	170	VAL	2.4
12	3A	60	LEU	2.4
30	29	1	MET	2.4
40	A8	70	GLY	2.4
2	1E	163	PHE	2.4
4	3E	182	LYS	2.4
32	41	35	GLU	2.4
47	D5	11	GLU	2.4
29	19	166	GLN	2.4
34	61	76	THR	2.4
47	H8	170	THR	2.4
11	2I	98	LEU	2.4
12	3A	37	CYS	2.4
14	5A	53	LEU	2.4
18	9A	72	ARG	2.4
32	41	139	LEU	2.4
35	15	52	VAL	2.4
35	15	125	GLY	2.4
43	D8	35	LEU	2.4
45	B5	60	ARG	2.4
49	F5	22	GLY	2.4
51	H5	27	GLY	2.4
2	1E	70	PHE	2.4
30	29	41	LYS	2.4
31	39	146	ALA	2.4
38	88	137	TYR	2.4
28	71	174	PRO	2.4
47	H8	95	PRO	2.4
47	H8	126	VAL	2.4
47	H8	163	LEU	2.4
39	98	92	GLY	2.4
2	1E	157	ARG	2.4
3	22	40	ARG	2.4
32	49	136	ARG	2.4
42	85	112	ARG	2.4
4	32	178	VAL	2.4
32	41	34	LEU	2.4
38	45	83	MET	2.4

*Continued on next page...*

*Continued from previous page...*

<b>Mol</b>	<b>Chain</b>	<b>Res</b>	<b>Type</b>	<b>RSRZ</b>
51	H5	23	LEU	2.4
47	H8	107	THR	2.4
53	N8	45	VAL	2.4
19	AI	47	HIS	2.4
21	1B	13	ILE	2.4
2	12	112	VAL	2.4
31	31	8	GLN	2.4
32	41	37	VAL	2.4
26	14	879	G	2.4
3	22	67	THR	2.4
34	69	11	ASN	2.4
18	9I	78	LEU	2.4
32	41	176	LEU	2.4
52	M8	18	CYS	2.4
48	E5	12	ASN	2.4
3	22	65	ALA	2.4
38	45	137	TYR	2.4
51	L8	53	LEU	2.4
38	45	35	VAL	2.4
3	22	131	ARG	2.4
40	A8	10	ARG	2.4
47	D5	95	PRO	2.4
26	1H	2126	A	2.4
32	41	93	THR	2.4
34	61	71	ILE	2.4
2	12	193	ASP	2.4
4	3E	97	LEU	2.4
4	32	188	LEU	2.4
16	7I	49	LEU	2.4
19	AA	20	LEU	2.4
6	5E	88	VAL	2.4
38	45	94	VAL	2.4
40	65	109	GLY	2.4
3	2E	79	ARG	2.4
3	22	184	TYR	2.4
38	88	20	ALA	2.4
47	D5	15	PRO	2.4
28	71	49	ILE	2.4
47	H8	76	LEU	2.4
38	88	65	PHE	2.3
38	88	133	ARG	2.3
38	45	58	PHE	2.3

*Continued on next page...*

*Continued from previous page...*

<b>Mol</b>	<b>Chain</b>	<b>Res</b>	<b>Type</b>	<b>RSRZ</b>
5	4E	8	GLU	2.3
2	1E	187	LEU	2.3
3	22	202	ILE	2.3
31	31	10	PRO	2.3
8	7E	119	LEU	2.3
31	39	155	LEU	2.3
43	D8	40	LEU	2.3
30	21	47	VAL	2.3
33	51	61	HIS	2.3
47	H8	86	VAL	2.3
47	D5	58	VAL	2.3
30	29	67	PHE	2.3
38	45	31	ASP	2.3
30	21	87	GLU	2.3
33	59	159	GLU	2.3
39	98	115	GLU	2.3
18	9A	55	ARG	2.3
35	15	6	PRO	2.3
39	55	29	LEU	2.3
47	D5	62	PRO	2.3
29	19	67	PHE	2.3
32	41	149	VAL	2.3
38	45	89	ASN	2.3
42	85	94	ASN	2.3
43	95	72	VAL	2.3
12	3A	126	LYS	2.3
47	D5	98	MET	2.3
3	2E	124	ILE	2.3
29	19	270	ILE	2.3
38	45	121	ALA	2.3
51	H5	3	ARG	2.3
4	32	169	LYS	2.3
42	85	93	LYS	2.3
56	1L	7	U	2.3
13	4A	64	TRP	2.3
3	2E	160	ALA	2.3
6	52	63	TYR	2.3
13	4I	48	LEU	2.3
3	2E	68	VAL	2.3
12	3I	123	LYS	2.3
19	AA	75	ALA	2.3
33	59	162	ILE	2.3

*Continued on next page...*

*Continued from previous page...*

<b>Mol</b>	<b>Chain</b>	<b>Res</b>	<b>Type</b>	<b>RSRZ</b>
40	A8	77	ALA	2.3
47	H8	144	LEU	2.3
47	D5	8	TYR	2.3
56	1L	5	C	2.3
56	1L	56	C	2.3
29	19	184	LYS	2.3
30	29	80	GLU	2.3
3	2E	126	ARG	2.3
4	3E	11	LEU	2.3
3	22	64	VAL	2.3
42	85	55	ARG	2.3
51	L8	57	GLU	2.3
14	5A	49	HIS	2.3
2	1E	102	LEU	2.3
12	3A	57	LYS	2.3
30	29	180	ASN	2.3
43	95	69	LYS	2.3
51	H5	20	LYS	2.3
14	5A	10	ALA	2.3
35	15	124	ALA	2.3
40	A8	39	ILE	2.3
14	5A	18	VAL	2.3
40	A8	90	GLY	2.3
33	51	58	GLU	2.3
47	D5	25	PRO	2.3
6	52	1	MET	2.3
17	8I	36	ILE	2.3
26	1H	2793	G	2.3
35	15	56	ASN	2.3
47	D5	61	LEU	2.3
2	1E	227	GLY	2.3
45	B5	68	ARG	2.3
52	M8	17	GLY	2.3
3	22	105	GLU	2.3
38	88	99	PRO	2.3
47	H8	169	GLU	2.3
47	D5	97	GLU	2.3
30	29	181	LEU	2.3
34	61	77	LEU	2.3
43	D8	38	LEU	2.3
12	3I	102	ARG	2.3
31	39	126	VAL	2.3

*Continued on next page...*

*Continued from previous page...*

<b>Mol</b>	<b>Chain</b>	<b>Res</b>	<b>Type</b>	<b>RSRZ</b>
37	35	110	TYR	2.3
30	21	3	GLY	2.3
1	13	344	A	2.3
3	22	178	LEU	2.3
3	22	23	TYR	2.3
3	22	54	ARG	2.3
19	AI	49	ILE	2.3
3	22	200	ALA	2.3
1	1G	1536	C	2.3
6	52	88	VAL	2.3
31	31	18	ARG	2.3
38	45	97	VAL	2.3
2	12	133	LYS	2.3
45	F8	88	LYS	2.3
47	H8	106	GLY	2.3
14	5A	46	GLU	2.3
38	45	71	ASP	2.3
3	2E	101	LEU	2.3
5	42	128	PRO	2.3
13	4A	48	LEU	2.3
34	69	77	LEU	2.3
43	95	30	GLY	2.3
53	N8	49	CYS	2.3
40	A8	88	ASP	2.3
3	22	52	LEU	2.3
31	39	20	LEU	2.3
32	49	113	ARG	2.3
40	A8	56	LEU	2.3
51	H5	55	ARG	2.3
11	2A	83	ILE	2.3
32	49	41	GLN	2.3
34	69	112	LYS	2.3
47	D5	162	GLU	2.2
3	2E	91	LEU	2.2
26	14	877	U	2.2
40	65	57	LYS	2.2
10	1I	20	ALA	2.2
34	69	60	GLU	2.2
5	4E	5	ASP	2.2
28	71	200	LYS	2.2
47	H8	41	LEU	2.2
32	41	40	ASN	2.2

*Continued on next page...*

*Continued from previous page...*

<b>Mol</b>	<b>Chain</b>	<b>Res</b>	<b>Type</b>	<b>RSRZ</b>
19	AI	62	ILE	2.2
10	1I	72	VAL	2.2
12	3A	66	VAL	2.2
45	B5	28	PHE	2.2
3	2E	139	GLN	2.2
30	2I	28	ALA	2.2
34	6I	73	GLU	2.2
38	45	12	GLN	2.2
34	69	143	SER	2.2
47	D5	79	ARG	2.2
13	4A	96	LEU	2.2
32	49	152	LEU	2.2
11	2I	108	ILE	2.2
20	BI	55	ILE	2.2
31	39	139	PHE	2.2
47	D5	137	ILE	2.2
12	3I	43	VAL	2.2
47	D5	134	PRO	2.2
32	49	83	ARG	2.2
37	78	92	GLU	2.2
40	A8	15	ARG	2.2
40	A8	67	ARG	2.2
51	H5	10	LYS	2.2
11	2A	32	ILE	2.2
12	3I	90	VAL	2.2
18	9A	50	ILE	2.2
30	29	81	ILE	2.2
52	M8	21	VAL	2.2
12	3A	98	TYR	2.2
16	7I	35	LYS	2.2
17	8A	7	THR	2.2
42	85	89	GLU	2.2
48	I8	26	TYR	2.2
30	29	31	CYS	2.2
18	9I	51	LEU	2.2
35	15	34	LEU	2.2
3	22	186	PHE	2.2
45	F8	1	MET	2.2
47	H8	28	MET	2.2
50	G5	37	PHE	2.2
31	31	193	VAL	2.2
5	4E	9	LYS	2.2

*Continued on next page...*



*Continued from previous page...*

<b>Mol</b>	<b>Chain</b>	<b>Res</b>	<b>Type</b>	<b>RSRZ</b>
43	95	98	GLU	2.2
19	AI	48	THR	2.2
31	39	133	ASN	2.2
45	B5	18	TYR	2.2
32	41	26	GLN	2.2
32	49	82	LEU	2.2
5	42	109	ILE	2.2
32	41	102	PHE	2.2
39	98	34	ILE	2.2
42	85	40	PHE	2.2
43	95	6	LYS	2.2
47	H8	27	VAL	2.2
47	D5	78	LYS	2.2
4	32	102	ASP	2.2
6	5E	89	MET	2.2
11	2A	85	ARG	2.2
40	A8	50	SER	2.2
43	95	43	GLU	2.2
32	49	107	LEU	2.2
34	69	8	PRO	2.2
50	G5	61	LEU	2.2
43	95	68	LYS	2.2
12	3A	55	VAL	2.2
4	32	6	GLY	2.2
31	39	131	GLY	2.2
3	2E	87	LEU	2.2
18	9A	58	LEU	2.2
21	1B	22	ARG	2.2
31	31	196	LEU	2.2
30	29	30	PRO	2.2
2	12	41	ILE	2.2
4	32	125	HIS	2.2
31	39	154	VAL	2.2
32	49	15	VAL	2.2
45	F8	49	VAL	2.2
3	2E	149	ALA	2.2
4	3E	135	LEU	2.2
32	41	56	ALA	2.2
34	61	118	LYS	2.2
35	15	33	LEU	2.2
37	35	123	LEU	2.2
26	14	2476	A	2.2

*Continued on next page...*

*Continued from previous page...*

<b>Mol</b>	<b>Chain</b>	<b>Res</b>	<b>Type</b>	<b>RSRZ</b>
50	G5	9	GLN	2.2
42	85	79	PHE	2.2
3	22	157	ILE	2.2
4	3E	163	GLU	2.2
4	32	145	GLU	2.2
14	5A	42	ILE	2.2
2	1E	88	ALA	2.2
13	4A	42	ALA	2.2
30	21	44	TYR	2.2
37	35	14	LYS	2.2
38	45	2	LEU	2.2
29	19	193	VAL	2.2
34	69	135	GLU	2.2
38	45	131	ILE	2.2
51	H5	24	LYS	2.2
43	95	31	ALA	2.1
47	D5	3	TYR	2.1
32	41	80	PHE	2.1
7	6E	78	ARG	2.1
12	3A	70	ILE	2.1
16	7I	2	VAL	2.1
18	9A	86	VAL	2.1
30	21	36	ARG	2.1
31	39	114	VAL	2.1
34	69	1	MET	2.1
47	H8	120	ILE	2.1
2	1E	67	THR	2.1
3	22	177	THR	2.1
47	H8	75	ASN	2.1
26	14	1536	A	2.1
35	15	18	ALA	2.1
48	I8	69	PHE	2.1
2	1E	159	PRO	2.1
3	22	66	VAL	2.1
31	31	14	PRO	2.1
30	21	71	GLY	2.1
30	29	89	ASP	2.1
42	85	109	LEU	2.1
32	49	151	ALA	2.1
41	B8	38	ASN	2.1
6	52	57	GLN	2.1
33	51	124	GLU	2.1

*Continued on next page...*

*Continued from previous page...*

Mol	Chain	Res	Type	RSRZ
5	4E	42	GLY	2.1
31	31	125	LEU	2.1
31	39	123	LEU	2.1
34	69	116	LEU	2.1
35	58	138	LEU	2.1
9	82	59	PHE	2.1
37	35	2	LYS	2.1
46	C5	50	ARG	2.1
13	4I	7	VAL	2.1
39	98	102	GLU	2.1
42	85	65	ILE	2.1
42	85	88	ILE	2.1
48	I8	76	GLY	2.1
3	2E	21	ARG	2.1
4	32	49	ARG	2.1
13	4A	65	LYS	2.1
19	AA	61	TYR	2.1
4	32	129	ASN	2.1
2	12	101	MET	2.1
10	1I	88	LEU	2.1
32	49	175	LEU	2.1
40	A8	83	LYS	2.1
52	M8	37	SER	2.1
54	L5	14	LYS	2.1
18	9I	81	PHE	2.1
13	4I	5	ALA	2.1
37	35	5	ASP	2.1
47	D5	123	ASP	2.1
40	A8	75	GLU	2.1
47	D5	13	GLU	2.1
38	45	17	LEU	2.1
38	45	62	GLY	2.1
3	2E	132	ARG	2.1
6	52	28	ARG	2.1
42	C8	83	LEU	2.1
51	H5	8	LEU	2.1
28	71	170	ALA	2.1
34	69	117	GLU	2.1
56	1L	58	A	2.1
3	2E	123	GLN	2.1
4	3E	191	ARG	2.1
4	32	162	LEU	2.1

*Continued on next page...*

*Continued from previous page...*

<b>Mol</b>	<b>Chain</b>	<b>Res</b>	<b>Type</b>	<b>RSRZ</b>
34	69	68	LEU	2.1
4	32	189	PRO	2.1
5	4E	70	PRO	2.1
2	1E	160	ASP	2.1
5	42	115	VAL	2.1
32	49	149	VAL	2.1
35	15	104	LYS	2.1
39	98	114	VAL	2.1
12	3A	88	GLY	2.1
21	1B	14	TRP	2.1
40	A8	44	LYS	2.1
19	AA	53	ASN	2.1
24	3K	47	U	2.1
38	45	3	MET	2.1
38	45	125	LEU	2.1
33	59	168	PRO	2.1
38	88	39	PRO	2.1
51	H5	15	TYR	2.1
5	4E	40	ARG	2.1
18	9A	71	LYS	2.1
19	AA	11	VAL	2.1
38	88	132	VAL	2.1
43	95	22	VAL	2.1
29	19	111	LEU	2.1
48	E5	75	LEU	2.1
3	22	37	GLN	2.1
4	32	122	ARG	2.1
32	41	54	GLU	2.1
47	D5	99	TYR	2.1
42	85	52	ARG	2.1
53	N8	48	GLU	2.1
47	H8	57	ILE	2.1
2	1E	61	LEU	2.1
4	32	144	ASP	2.1
31	31	181	LEU	2.1
32	49	133	LEU	2.1
38	88	2	LEU	2.1
13	4A	92	HIS	2.1
38	88	129	THR	2.1
3	2E	138	VAL	2.1
6	5E	9	VAL	2.1
34	61	142	VAL	2.1

*Continued on next page...*

*Continued from previous page...*

<b>Mol</b>	<b>Chain</b>	<b>Res</b>	<b>Type</b>	<b>RSRZ</b>
28	71	32	LEU	2.1
38	88	37	LEU	2.1
38	45	54	MET	2.1
45	F8	82	GLN	2.0
4	32	66	ARG	2.0
38	88	112	GLU	2.0
2	1E	214	ILE	2.0
4	3E	157	LEU	2.0
38	88	34	LEU	2.0
34	69	20	ASP	2.0
38	45	115	MET	2.0
28	79	9	ALA	2.0
47	H8	161	VAL	2.0
5	4E	75	THR	2.0
14	5A	13	THR	2.0
44	E8	112	GLY	2.0
12	3A	99	HIS	2.0
32	41	59	GLU	2.0
32	49	100	TRP	2.0
34	69	10	GLU	2.0
45	B5	31	HIS	2.0
12	3I	104	VAL	2.0
4	3E	96	LEU	2.0
8	72	107	LEU	2.0
30	21	52	LEU	2.0
31	31	192	LEU	2.0
44	E8	23	LEU	2.0
47	H8	91	LEU	2.0
20	BA	9	ASN	2.0
6	5E	91	VAL	2.0
42	85	24	TYR	2.0
5	42	112	LEU	2.0
6	52	71	ARG	2.0
33	51	105	LEU	2.0
56	1L	51	A	2.0
19	AA	48	THR	2.0
2	12	160	ASP	2.0
2	12	164	VAL	2.0
11	2I	42	TRP	2.0
16	7I	51	VAL	2.0
36	68	53	LYS	2.0
45	B5	6	ASP	2.0

*Continued on next page...*

*Continued from previous page...*

Mol	Chain	Res	Type	RSRZ
46	C5	87	LYS	2.0
2	1E	149	LEU	2.0
2	12	118	LEU	2.0
3	2E	131	ARG	2.0
16	7I	36	ILE	2.0
28	7I	173	ALA	2.0
30	21	27	LEU	2.0
11	2A	49	GLY	2.0
34	69	16	GLY	2.0
12	3I	94	PRO	2.0
11	2A	77	MET	2.0
34	69	104	GLN	2.0
38	45	98	LYS	2.0
13	4A	60	VAL	2.0
18	9I	54	ARG	2.0
18	9A	44	LEU	2.0
33	59	157	TYR	2.0
35	58	134	ARG	2.0
47	H8	3	TYR	2.0

## 6.2 Non-standard residues in protein, DNA, RNA chains [i](#)

In the following table, the Atoms column lists the number of modelled atoms in the group and the number defined in the chemical component dictionary. The B-factors column lists the minimum, median, 95<sup>th</sup> percentile and maximum values of B factors of atoms in the group. The column labelled 'Q< 0.9' lists the number of atoms with occupancy less than 0.9.

Mol	Type	Chain	Res	Atoms	RSCC	RSR	B-factors(Å <sup>2</sup> )	Q<0.9
57	PSU	3L	55	20/21	0.83	0.08	166,169,175,175	0
57	5MU	3L	54	21/22	0.87	0.09	162,169,172,173	0
56	PSU	1L	55	20/21	0.87	0.30	134,150,156,159	0
56	PSU	1L	39	20/21	0.88	0.18	105,127,133,134	0
23	PSU	2L	56	20/21	0.88	0.12	116,129,133,137	0
22	PSU	1K	55	20/21	0.90	0.17	109,120,133,134	0
57	PSU	3L	39	20/21	0.91	0.13	153,162,166,168	0
23	4SU	2L	8	20/21	0.91	0.17	112,125,130,135	0
56	U8U	1L	34	23/24	0.91	0.18	110,126,134,138	0
23	4SU	2K	8	20/21	0.92	0.17	93,98,102,106	0
56	T6A	1L	37	32/33	0.93	0.18	102,120,127,130	0
23	G7M	2L	47	24/25	0.93	0.12	129,137,150,151	0
22	5MU	1K	54	21/22	0.94	0.22	114,122,134,142	0
23	G7M	2K	47	24/25	0.94	0.12	104,115,129,135	0

*Continued on next page...*

Continued from previous page...

Mol	Type	Chain	Res	Atoms	RSCC	RSR	B-factors( $\text{\AA}^2$ )	Q<0.9
23	PSU	2K	56	20/21	0.94	0.14	104,113,121,127	0
23	5MU	2L	55	21/22	0.94	0.13	128,133,141,143	0
22	PSU	1K	39	20/21	0.95	0.15	79,98,105,108	0
56	5MU	1L	54	21/22	0.95	0.25	138,147,154,155	0
22	T6A	1K	37	32/33	0.96	0.16	76,86,103,106	0
23	OMC	2L	33	21/22	0.96	0.15	109,114,117,125	0
22	U8U	1K	34	23/24	0.96	0.15	78,88,93,105	0
23	5MU	2K	55	21/22	0.96	0.12	112,118,125,127	0
23	OMC	2K	33	21/22	0.97	0.14	82,87,92,96	0

### 6.3 Carbohydrates [i](#)

There are no monosaccharides in this entry.

### 6.4 Ligands [i](#)

In the following table, the Atoms column lists the number of modelled atoms in the group and the number defined in the chemical component dictionary. The B-factors column lists the minimum, median, 95<sup>th</sup> percentile and maximum values of B factors of atoms in the group. The column labelled 'Q< 0.9' lists the number of atoms with occupancy less than 0.9.

Mol	Type	Chain	Res	Atoms	RSCC	RSR	B-factors( $\text{\AA}^2$ )	Q<0.9
58	MG	13	1698	1/1	0.08	0.21	138,138,138,138	0
58	MG	13	1699	1/1	0.28	0.31	94,94,94,94	0
58	MG	14	3282	1/1	0.32	0.42	109,109,109,109	0
58	MG	14	3303	1/1	0.32	0.18	106,106,106,106	0
58	MG	13	1603	1/1	0.33	0.47	92,92,92,92	0
58	MG	1H	3016	1/1	0.34	0.56	75,75,75,75	0
58	MG	1H	3297	1/1	0.39	0.24	99,99,99,99	0
58	MG	14	3258	1/1	0.41	0.38	92,92,92,92	0
58	MG	14	3311	1/1	0.42	0.36	100,100,100,100	0
58	MG	1H	3219	1/1	0.43	0.37	103,103,103,103	0
58	MG	1G	1638	1/1	0.44	0.30	93,93,93,93	0
58	MG	14	3108	1/1	0.46	0.73	92,92,92,92	0
58	MG	1H	3283	1/1	0.48	0.24	92,92,92,92	0
58	MG	13	1697	1/1	0.49	0.22	92,92,92,92	0
58	MG	1H	3152	1/1	0.51	0.34	100,100,100,100	0
58	MG	14	3224	1/1	0.51	0.38	90,90,90,90	0
58	MG	1G	1664	1/1	0.51	0.30	100,100,100,100	0
58	MG	2K	102	1/1	0.52	0.69	94,94,94,94	0
58	MG	13	1700	1/1	0.52	0.33	94,94,94,94	0

Continued on next page...

Continued from previous page...

Mol	Type	Chain	Res	Atoms	RSCC	RSR	B-factors( $\text{\AA}^2$ )	Q<0.9
58	MG	14	3034	1/1	0.52	0.97	88,88,88,88	0
58	MG	39	301	1/1	0.52	0.21	96,96,96,96	0
58	MG	14	3399	1/1	0.53	0.28	107,107,107,107	0
58	MG	13	1672	1/1	0.54	0.45	109,109,109,109	0
58	MG	1H	3249	1/1	0.54	0.37	80,80,80,80	0
58	MG	13	1653	1/1	0.54	0.41	72,72,72,72	0
58	MG	13	1696	1/1	0.55	0.32	92,92,92,92	0
58	MG	1H	3171	1/1	0.56	0.43	83,83,83,83	0
58	MG	14	3037	1/1	0.56	0.46	106,106,106,106	0
58	MG	1H	3309	1/1	0.56	0.51	90,90,90,90	0
58	MG	1H	3036	1/1	0.56	0.74	100,100,100,100	0
58	MG	1H	3284	1/1	0.56	0.48	81,81,81,81	0
58	MG	14	3294	1/1	0.57	0.26	87,87,87,87	0
58	MG	14	3304	1/1	0.58	0.71	92,92,92,92	0
58	MG	13	1688	1/1	0.58	0.34	101,101,101,101	0
58	MG	1H	3035	1/1	0.59	0.45	83,83,83,83	0
58	MG	1H	3279	1/1	0.59	0.49	67,67,67,67	0
58	MG	25	201	1/1	0.59	0.34	102,102,102,102	0
58	MG	14	3316	1/1	0.60	0.35	122,122,122,122	0
58	MG	1H	3336	1/1	0.60	0.24	104,104,104,104	0
58	MG	14	3283	1/1	0.60	0.32	69,69,69,69	0
58	MG	14	3184	1/1	0.60	0.24	98,98,98,98	0
58	MG	14	3197	1/1	0.61	0.34	116,116,116,116	0
58	MG	14	3180	1/1	0.61	0.30	88,88,88,88	0
58	MG	14	3229	1/1	0.61	0.76	88,88,88,88	0
58	MG	1H	3164	1/1	0.61	0.21	64,64,64,64	0
58	MG	14	3185	1/1	0.61	0.51	82,82,82,82	0
58	MG	14	3190	1/1	0.61	0.58	86,86,86,86	0
58	MG	14	3191	1/1	0.61	0.58	96,96,96,96	0
58	MG	1H	3264	1/1	0.62	0.18	76,76,76,76	0
58	MG	1H	3278	1/1	0.62	0.48	95,95,95,95	0
58	MG	14	3017	1/1	0.62	0.51	90,90,90,90	0
58	MG	1H	3024	1/1	0.62	0.69	82,82,82,82	0
58	MG	1H	3331	1/1	0.62	0.62	73,73,73,73	0
58	MG	13	1605	1/1	0.62	0.24	76,76,76,76	0
58	MG	14	3129	1/1	0.62	0.69	73,73,73,73	0
58	MG	14	3140	1/1	0.62	0.33	82,82,82,82	0
58	MG	1G	1603	1/1	0.62	0.59	102,102,102,102	0
58	MG	1G	1635	1/1	0.63	0.28	107,107,107,107	0
58	MG	14	3269	1/1	0.63	0.50	88,88,88,88	0
58	MG	1H	3160	1/1	0.63	0.28	72,72,72,72	0

Continued on next page...



*Continued from previous page...*

Mol	Type	Chain	Res	Atoms	RSCC	RSR	B-factors(Å <sup>2</sup> )	Q<0.9
58	MG	1G	1646	1/1	0.63	0.24	100,100,100,100	0
58	MG	14	3068	1/1	0.63	0.65	100,100,100,100	0
58	MG	1G	1616	1/1	0.63	0.31	87,87,87,87	0
58	MG	14	3302	1/1	0.64	0.46	66,66,66,66	0
58	MG	14	3085	1/1	0.64	0.47	67,67,67,67	0
58	MG	14	3089	1/1	0.64	0.88	79,79,79,79	0
58	MG	13	1630	1/1	0.64	0.48	80,80,80,80	0
58	MG	1H	3285	1/1	0.65	0.47	68,68,68,68	0
58	MG	14	3261	1/1	0.65	0.49	77,77,77,77	0
58	MG	14	3026	1/1	0.66	0.34	89,89,89,89	0
58	MG	1J	203	1/1	0.66	0.23	103,103,103,103	0
58	MG	14	3153	1/1	0.66	0.44	89,89,89,89	0
58	MG	1E	301	1/1	0.66	0.20	106,106,106,106	0
58	MG	1H	3194	1/1	0.67	0.40	84,84,84,84	0
58	MG	1H	3207	1/1	0.67	0.48	84,84,84,84	0
58	MG	14	3264	1/1	0.67	0.57	85,85,85,85	0
58	MG	1H	3167	1/1	0.67	0.54	93,93,93,93	0
58	MG	14	3275	1/1	0.67	0.37	91,91,91,91	0
58	MG	14	3277	1/1	0.67	0.34	85,85,85,85	0
58	MG	35	202	1/1	0.67	0.24	87,87,87,87	0
58	MG	14	3262	1/1	0.68	0.34	96,96,96,96	0
58	MG	1H	3122	1/1	0.68	0.63	79,79,79,79	0
58	MG	14	3135	1/1	0.68	0.24	95,95,95,95	0
58	MG	13	1695	1/1	0.68	0.43	83,83,83,83	0
58	MG	14	3392	1/1	0.68	0.06	128,128,128,128	0
58	MG	1H	3292	1/1	0.68	0.30	77,77,77,77	0
58	MG	14	3227	1/1	0.68	0.44	76,76,76,76	0
58	MG	2L	102	1/1	0.68	0.64	83,83,83,83	0
58	MG	1H	3253	1/1	0.68	0.37	66,66,66,66	0
58	MG	1H	3254	1/1	0.68	0.57	99,99,99,99	0
58	MG	1H	3459	1/1	0.69	0.06	106,106,106,106	0
58	MG	13	1632	1/1	0.69	0.40	107,107,107,107	0
58	MG	1H	3293	1/1	0.69	0.35	84,84,84,84	0
58	MG	14	3308	1/1	0.69	0.70	106,106,106,106	0
58	MG	14	3186	1/1	0.69	0.45	82,82,82,82	0
58	MG	1H	3079	1/1	0.69	0.38	79,79,79,79	0
58	MG	1H	3277	1/1	0.70	0.32	68,68,68,68	0
58	MG	1H	3314	1/1	0.70	0.30	85,85,85,85	0
58	MG	1H	3178	1/1	0.70	0.38	71,71,71,71	0
58	MG	1G	1648	1/1	0.70	0.32	117,117,117,117	0
58	MG	1G	1649	1/1	0.70	0.41	83,83,83,83	0

*Continued on next page...*

*Continued from previous page...*

Mol	Type	Chain	Res	Atoms	RSCC	RSR	B-factors(Å <sup>2</sup> )	Q<0.9
58	MG	13	1646	1/1	0.70	0.29	75,75,75,75	0
58	MG	1H	3301	1/1	0.70	0.44	84,84,84,84	0
58	MG	1H	3305	1/1	0.70	0.39	67,67,67,67	0
58	MG	1H	3306	1/1	0.70	0.31	91,91,91,91	0
58	MG	14	3030	1/1	0.70	0.39	86,86,86,86	0
58	MG	14	3257	1/1	0.70	1.14	86,86,86,86	0
58	MG	1H	3315	1/1	0.71	0.53	76,76,76,76	0
58	MG	1H	3328	1/1	0.71	0.58	80,80,80,80	0
58	MG	1H	3302	1/1	0.71	0.22	92,92,92,92	0
58	MG	13	1705	1/1	0.71	0.35	90,90,90,90	0
58	MG	14	3313	1/1	0.71	0.49	92,92,92,92	0
58	MG	13	1728	1/1	0.71	0.11	118,118,118,118	0
58	MG	16	204	1/1	0.71	0.32	73,73,73,73	0
58	MG	14	3255	1/1	0.71	0.25	78,78,78,78	0
58	MG	1H	3251	1/1	0.71	0.39	71,71,71,71	0
58	MG	1H	3217	1/1	0.71	0.34	71,71,71,71	0
58	MG	14	3295	1/1	0.71	0.20	85,85,85,85	0
58	MG	14	3259	1/1	0.71	0.75	98,98,98,98	0
58	MG	14	3231	1/1	0.72	0.34	86,86,86,86	0
58	MG	13	1656	1/1	0.72	0.15	103,103,103,103	0
58	MG	13	1659	1/1	0.72	0.62	97,97,97,97	0
58	MG	1J	201	1/1	0.72	0.30	94,94,94,94	0
58	MG	1H	3224	1/1	0.72	0.58	73,73,73,73	0
58	MG	1H	3368	1/1	0.72	0.24	74,74,74,74	0
58	MG	1H	3324	1/1	0.72	0.57	89,89,89,89	0
58	MG	14	3058	1/1	0.72	0.18	84,84,84,84	0
58	MG	E5	101	1/1	0.72	0.47	89,89,89,89	0
58	MG	1H	3139	1/1	0.73	0.36	71,71,71,71	0
58	MG	13	1641	1/1	0.73	0.44	93,93,93,93	0
58	MG	1H	3101	1/1	0.73	0.26	59,59,59,59	0
58	MG	1H	3180	1/1	0.73	0.43	75,75,75,75	0
58	MG	1H	3032	1/1	0.73	0.49	79,79,79,79	0
58	MG	14	3234	1/1	0.73	0.89	70,70,70,70	0
58	MG	14	3155	1/1	0.73	0.71	64,64,64,64	0
58	MG	14	3251	1/1	0.74	0.50	69,69,69,69	0
58	MG	1H	3288	1/1	0.74	0.87	93,93,93,93	0
58	MG	14	3194	1/1	0.74	0.34	81,81,81,81	0
58	MG	14	3019	1/1	0.74	0.67	90,90,90,90	0
58	MG	14	3181	1/1	0.74	0.41	89,89,89,89	0
58	MG	14	3260	1/1	0.74	0.78	72,72,72,72	0
58	MG	14	3300	1/1	0.74	0.24	117,117,117,117	0

*Continued on next page...*

*Continued from previous page...*

Mol	Type	Chain	Res	Atoms	RSCC	RSR	B-factors(Å <sup>2</sup> )	Q<0.9
58	MG	29	301	1/1	0.74	0.34	77,77,77,77	0
58	MG	13	1689	1/1	0.74	0.52	107,107,107,107	0
58	MG	1H	3222	1/1	0.74	0.33	98,98,98,98	0
58	MG	14	3143	1/1	0.74	0.30	102,102,102,102	0
58	MG	1H	3342	1/1	0.74	0.63	92,92,92,92	0
58	MG	1H	3031	1/1	0.75	0.53	76,76,76,76	0
58	MG	1H	3080	1/1	0.75	0.21	65,65,65,65	0
58	MG	I8	101	1/1	0.75	0.32	73,73,73,73	0
58	MG	14	3144	1/1	0.75	0.41	71,71,71,71	0
58	MG	2K	103	1/1	0.75	0.42	114,114,114,114	0
58	MG	1H	3228	1/1	0.75	0.45	83,83,83,83	0
58	MG	14	3250	1/1	0.75	0.41	78,78,78,78	0
58	MG	1H	3457	1/1	0.75	0.06	141,141,141,141	0
58	MG	1H	3313	1/1	0.76	0.26	98,98,98,98	0
58	MG	14	3147	1/1	0.76	0.23	95,95,95,95	0
58	MG	14	3310	1/1	0.76	0.23	114,114,114,114	0
58	MG	14	3052	1/1	0.76	0.50	113,113,113,113	0
58	MG	1H	3199	1/1	0.76	0.25	69,69,69,69	0
58	MG	1H	3247	1/1	0.76	0.21	81,81,81,81	0
58	MG	1G	1666	1/1	0.76	0.50	84,84,84,84	0
58	MG	1H	3154	1/1	0.76	0.54	84,84,84,84	0
58	MG	13	1681	1/1	0.76	0.19	116,116,116,116	0
58	MG	14	3288	1/1	0.76	0.74	86,86,86,86	0
58	MG	13	1662	1/1	0.76	0.36	118,118,118,118	0
58	MG	14	3188	1/1	0.76	0.56	88,88,88,88	0
58	MG	1H	3043	1/1	0.76	0.76	81,81,81,81	0
58	MG	1H	3197	1/1	0.76	0.63	80,80,80,80	0
58	MG	35	203	1/1	0.76	0.24	75,75,75,75	0
58	MG	1H	3291	1/1	0.76	0.31	73,73,73,73	0
58	MG	14	3291	1/1	0.77	0.35	87,87,87,87	0
58	MG	14	3293	1/1	0.77	0.51	91,91,91,91	0
58	MG	14	3345	1/1	0.77	0.10	90,90,90,90	0
58	MG	1G	1672	1/1	0.77	0.43	99,99,99,99	0
58	MG	14	3268	1/1	0.77	0.41	94,94,94,94	0
58	MG	1H	3087	1/1	0.77	0.57	70,70,70,70	0
58	MG	14	3301	1/1	0.77	0.21	109,109,109,109	0
58	MG	14	3117	1/1	0.77	0.44	81,81,81,81	0
58	MG	29	302	1/1	0.77	0.45	65,65,65,65	0
58	MG	1H	3296	1/1	0.77	0.22	57,57,57,57	0
58	MG	1H	3136	1/1	0.77	0.34	49,49,49,49	0
58	MG	13	1621	1/1	0.77	0.21	90,90,90,90	0

*Continued on next page...*

Continued from previous page...

Mol	Type	Chain	Res	Atoms	RSCC	RSR	B-factors( $\text{\AA}^2$ )	Q<0.9
58	MG	1H	3142	1/1	0.77	0.45	68,68,68,68	0
58	MG	14	3290	1/1	0.77	0.22	92,92,92,92	0
58	MG	14	3306	1/1	0.78	0.29	88,88,88,88	0
58	MG	1G	1643	1/1	0.78	0.24	132,132,132,132	0
58	MG	1H	3263	1/1	0.78	0.25	76,76,76,76	0
58	MG	1H	3439	1/1	0.78	0.07	99,99,99,99	0
58	MG	13	1644	1/1	0.78	0.43	96,96,96,96	0
58	MG	1H	3271	1/1	0.78	0.39	76,76,76,76	0
58	MG	14	3247	1/1	0.78	0.28	67,67,67,67	0
58	MG	14	3073	1/1	0.78	1.32	83,83,83,83	0
58	MG	14	3183	1/1	0.78	0.77	79,79,79,79	0
58	MG	1H	3327	1/1	0.78	0.79	82,82,82,82	0
58	MG	1H	3175	1/1	0.78	0.53	65,65,65,65	0
58	MG	1H	3022	1/1	0.78	0.39	62,62,62,62	0
58	MG	1G	1604	1/1	0.78	0.44	87,87,87,87	0
58	MG	1H	3201	1/1	0.78	0.69	92,92,92,92	0
58	MG	13	1706	1/1	0.78	0.39	109,109,109,109	0
58	MG	35	201	1/1	0.78	0.26	74,74,74,74	0
58	MG	14	3029	1/1	0.78	0.72	78,78,78,78	0
58	MG	1H	3364	1/1	0.78	0.10	98,98,98,98	0
58	MG	14	3265	1/1	0.78	0.52	98,98,98,98	0
58	MG	13	1694	1/1	0.79	0.55	64,64,64,64	0
58	MG	14	3018	1/1	0.79	0.61	72,72,72,72	0
58	MG	14	3353	1/1	0.79	0.09	118,118,118,118	0
58	MG	1G	1606	1/1	0.79	0.22	88,88,88,88	0
58	MG	14	3243	1/1	0.79	0.47	81,81,81,81	0
58	MG	1H	3414	1/1	0.79	0.19	80,80,80,80	0
58	MG	1G	1618	1/1	0.79	0.33	109,109,109,109	0
58	MG	16	209	1/1	0.79	0.10	100,100,100,100	0
58	MG	14	3252	1/1	0.79	0.39	84,84,84,84	0
58	MG	14	3253	1/1	0.79	0.26	94,94,94,94	0
58	MG	14	3280	1/1	0.79	0.91	86,86,86,86	0
58	MG	1H	3045	1/1	0.79	0.33	82,82,82,82	0
58	MG	1G	1680	1/1	0.79	0.06	140,140,140,140	0
58	MG	14	3182	1/1	0.79	0.74	75,75,75,75	0
58	MG	1H	3083	1/1	0.79	0.33	67,67,67,67	0
58	MG	14	3023	1/1	0.80	0.29	83,83,83,83	0
58	MG	13	1675	1/1	0.80	0.30	73,73,73,73	0
58	MG	1H	3268	1/1	0.80	0.42	85,85,85,85	0
58	MG	14	3221	1/1	0.80	0.20	69,69,69,69	0
58	MG	1H	3196	1/1	0.80	0.44	83,83,83,83	0
58	MG	1H	3033	1/1	0.80	0.58	88,88,88,88	0

Continued on next page...

*Continued from previous page...*

Mol	Type	Chain	Res	Atoms	RSCC	RSR	B-factors( $\text{\AA}^2$ )	Q<0.9
58	MG	14	3150	1/1	0.80	0.40	87,87,87,87	0
58	MG	1H	3021	1/1	0.80	0.30	83,83,83,83	0
58	MG	1H	3298	1/1	0.80	0.35	74,74,74,74	0
58	MG	14	3179	1/1	0.80	0.24	60,60,60,60	0
58	MG	14	3391	1/1	0.80	0.13	104,104,104,104	0
58	MG	1G	1667	1/1	0.80	0.28	109,109,109,109	0
58	MG	1H	3173	1/1	0.80	0.47	84,84,84,84	0
58	MG	1G	1678	1/1	0.80	0.06	128,128,128,128	0
58	MG	14	3080	1/1	0.80	0.46	82,82,82,82	0
58	MG	1J	204	1/1	0.80	0.27	101,101,101,101	0
58	MG	14	3292	1/1	0.80	0.14	113,113,113,113	0
58	MG	1H	3282	1/1	0.80	0.60	88,88,88,88	0
58	MG	1H	3205	1/1	0.80	0.19	81,81,81,81	0
58	MG	13	1704	1/1	0.80	0.41	82,82,82,82	0
58	MG	14	3297	1/1	0.80	0.69	70,70,70,70	0
58	MG	14	3187	1/1	0.80	0.45	80,80,80,80	0
58	MG	13	1678	1/1	0.80	0.27	93,93,93,93	0
58	MG	13	1679	1/1	0.80	0.28	100,100,100,100	0
58	MG	1G	1663	1/1	0.81	0.10	94,94,94,94	0
58	MG	1H	3307	1/1	0.81	0.52	94,94,94,94	0
58	MG	98	201	1/1	0.81	0.41	72,72,72,72	0
58	MG	1H	3337	1/1	0.81	0.22	89,89,89,89	0
58	MG	P8	101	1/1	0.81	0.58	77,77,77,77	0
58	MG	13	1637	1/1	0.81	0.38	56,56,56,56	0
58	MG	1G	1679	1/1	0.81	0.11	119,119,119,119	0
58	MG	13	1670	1/1	0.81	0.19	97,97,97,97	0
58	MG	1G	1686	1/1	0.81	0.08	125,125,125,125	0
58	MG	1H	3179	1/1	0.81	0.35	83,83,83,83	0
58	MG	1H	3097	1/1	0.81	0.44	71,71,71,71	0
58	MG	14	3271	1/1	0.81	0.21	81,81,81,81	0
58	MG	1H	3246	1/1	0.81	0.23	54,54,54,54	0
58	MG	1H	3441	1/1	0.81	0.13	89,89,89,89	0
58	MG	14	3395	1/1	0.81	0.10	103,103,103,103	0
58	MG	14	3146	1/1	0.81	0.43	57,57,57,57	0
58	MG	14	3228	1/1	0.81	0.17	101,101,101,101	0
58	MG	13	1661	1/1	0.81	0.48	103,103,103,103	0
58	MG	1H	3209	1/1	0.81	0.42	90,90,90,90	0
58	MG	16	203	1/1	0.81	0.14	90,90,90,90	0
58	MG	1H	3019	1/1	0.81	0.49	92,92,92,92	0
58	MG	14	3245	1/1	0.81	0.47	77,77,77,77	0
58	MG	14	3170	1/1	0.81	0.37	83,83,83,83	0
58	MG	14	3177	1/1	0.81	0.46	72,72,72,72	0

*Continued on next page...*

*Continued from previous page...*

Mol	Type	Chain	Res	Atoms	RSCC	RSR	B-factors(Å <sup>2</sup> )	Q<0.9
58	MG	16	205	1/1	0.81	0.11	81,81,81,81	0
58	MG	1G	1657	1/1	0.81	0.36	92,92,92,92	0
58	MG	1G	1659	1/1	0.81	0.18	142,142,142,142	0
58	MG	14	3109	1/1	0.82	0.38	73,73,73,73	0
58	MG	1G	1636	1/1	0.82	0.32	101,101,101,101	0
58	MG	14	3125	1/1	0.82	0.75	72,72,72,72	0
58	MG	1G	1668	1/1	0.82	0.36	116,116,116,116	0
58	MG	3K	101	1/1	0.82	0.34	162,162,162,162	0
58	MG	13	1682	1/1	0.82	0.45	88,88,88,88	0
58	MG	1H	3151	1/1	0.82	0.20	55,55,55,55	0
58	MG	14	3393	1/1	0.82	0.06	127,127,127,127	0
58	MG	1H	3128	1/1	0.82	0.22	62,62,62,62	0
58	MG	1G	1684	1/1	0.82	0.11	109,109,109,109	0
58	MG	14	3193	1/1	0.82	0.40	77,77,77,77	0
58	MG	1J	202	1/1	0.82	0.27	95,95,95,95	0
58	MG	14	3059	1/1	0.82	0.32	86,86,86,86	0
58	MG	14	3060	1/1	0.82	0.23	73,73,73,73	0
58	MG	13	1685	1/1	0.82	0.24	121,121,121,121	0
58	MG	14	3222	1/1	0.82	0.23	97,97,97,97	0
58	MG	1H	3413	1/1	0.82	0.08	102,102,102,102	0
58	MG	14	3074	1/1	0.82	0.81	79,79,79,79	0
58	MG	1G	1615	1/1	0.82	0.23	125,125,125,125	0
58	MG	1H	3280	1/1	0.82	0.33	77,77,77,77	0
58	MG	1H	3438	1/1	0.82	0.11	83,83,83,83	0
58	MG	78	201	1/1	0.82	0.36	70,70,70,70	0
58	MG	1H	3287	1/1	0.83	0.29	104,104,104,104	0
58	MG	1H	3018	1/1	0.83	0.55	71,71,71,71	0
58	MG	1G	1609	1/1	0.83	0.18	94,94,94,94	0
58	MG	13	1715	1/1	0.83	0.10	109,109,109,109	0
58	MG	1H	3190	1/1	0.83	0.32	73,73,73,73	0
58	MG	1H	3159	1/1	0.83	0.42	67,67,67,67	0
58	MG	1G	1620	1/1	0.83	0.31	82,82,82,82	0
58	MG	14	3107	1/1	0.83	0.51	77,77,77,77	0
58	MG	1G	1630	1/1	0.83	0.41	103,103,103,103	0
58	MG	6A	101	1/1	0.83	0.26	93,93,93,93	0
58	MG	13	1650	1/1	0.83	0.30	94,94,94,94	0
58	MG	14	3012	1/1	0.83	0.81	80,80,80,80	0
58	MG	13	1604	1/1	0.83	0.27	87,87,87,87	0
58	MG	13	1634	1/1	0.83	1.02	93,93,93,93	0
58	MG	14	3201	1/1	0.83	0.27	59,59,59,59	0
58	MG	1H	3335	1/1	0.83	0.68	74,74,74,74	0
58	MG	14	3273	1/1	0.83	0.46	101,101,101,101	0

*Continued on next page...*

*Continued from previous page...*

Mol	Type	Chain	Res	Atoms	RSCC	RSR	B-factors( $\text{\AA}^2$ )	Q<0.9
58	MG	14	3022	1/1	0.83	0.38	64,64,64,64	0
58	MG	1H	3137	1/1	0.83	0.61	88,88,88,88	0
58	MG	13	1668	1/1	0.83	0.09	90,90,90,90	0
58	MG	21	302	1/1	0.83	0.33	77,77,77,77	0
58	MG	1G	1650	1/1	0.83	0.30	114,114,114,114	0
58	MG	14	3230	1/1	0.83	0.41	64,64,64,64	0
58	MG	1H	3338	1/1	0.83	0.37	65,65,65,65	0
58	MG	1H	3341	1/1	0.83	0.21	79,79,79,79	0
58	MG	14	3236	1/1	0.83	0.51	89,89,89,89	0
58	MG	14	3238	1/1	0.83	0.33	99,99,99,99	0
58	MG	13	1669	1/1	0.83	0.30	68,68,68,68	0
58	MG	13	1708	1/1	0.83	0.13	89,89,89,89	0
58	MG	1H	3262	1/1	0.83	0.37	94,94,94,94	0
58	MG	1H	3184	1/1	0.84	0.26	82,82,82,82	0
58	MG	14	3248	1/1	0.84	0.21	79,79,79,79	0
58	MG	1H	3233	1/1	0.84	0.59	62,62,62,62	0
58	MG	1H	3187	1/1	0.84	0.25	69,69,69,69	0
58	MG	1H	3316	1/1	0.84	0.88	92,92,92,92	0
58	MG	1H	3089	1/1	0.84	0.44	59,59,59,59	0
58	MG	14	3021	1/1	0.84	0.45	52,52,52,52	0
58	MG	14	3278	1/1	0.84	0.34	75,75,75,75	0
58	MG	14	3256	1/1	0.84	0.54	83,83,83,83	0
58	MG	5E	201	1/1	0.84	0.26	89,89,89,89	0
58	MG	14	3067	1/1	0.84	0.31	87,87,87,87	0
58	MG	29	304	1/1	0.84	0.22	81,81,81,81	0
58	MG	1H	3125	1/1	0.84	0.50	69,69,69,69	0
58	MG	14	3237	1/1	0.84	0.37	83,83,83,83	0
58	MG	1H	3308	1/1	0.84	0.51	90,90,90,90	0
58	MG	14	3027	1/1	0.84	0.39	96,96,96,96	0
58	MG	1H	3226	1/1	0.84	0.38	85,85,85,85	0
58	MG	14	3363	1/1	0.84	0.19	72,72,72,72	0
58	MG	1G	1633	1/1	0.85	0.31	98,98,98,98	0
58	MG	1H	3252	1/1	0.85	0.50	66,66,66,66	0
58	MG	1H	3071	1/1	0.85	0.38	61,61,61,61	0
58	MG	1G	1637	1/1	0.85	0.55	87,87,87,87	0
58	MG	41	201	1/1	0.85	0.07	78,78,78,78	0
58	MG	14	3061	1/1	0.85	0.12	81,81,81,81	0
58	MG	14	3205	1/1	0.85	0.34	96,96,96,96	0
58	MG	1H	3322	1/1	0.85	0.65	81,81,81,81	0
58	MG	1H	3108	1/1	0.85	0.33	74,74,74,74	0
58	MG	1H	3072	1/1	0.85	0.30	77,77,77,77	0
58	MG	1H	3422	1/1	0.85	0.16	112,112,112,112	0

*Continued on next page...*

*Continued from previous page...*

Mol	Type	Chain	Res	Atoms	RSCC	RSR	B-factors(Å <sup>2</sup> )	Q<0.9
58	MG	1H	3227	1/1	0.85	0.68	85,85,85,85	0
58	MG	13	1703	1/1	0.85	0.78	77,77,77,77	0
58	MG	1H	3332	1/1	0.85	0.32	74,74,74,74	0
58	MG	1H	3096	1/1	0.85	0.33	60,60,60,60	0
58	MG	1H	3193	1/1	0.85	0.50	73,73,73,73	0
58	MG	14	3266	1/1	0.85	0.53	85,85,85,85	0
58	MG	1G	1665	1/1	0.85	0.26	113,113,113,113	0
58	MG	1H	3463	1/1	0.85	0.08	112,112,112,112	0
58	MG	1H	3213	1/1	0.85	0.38	74,74,74,74	0
58	MG	14	3309	1/1	0.85	0.44	110,110,110,110	0
58	MG	1H	3130	1/1	0.85	0.32	74,74,74,74	0
58	MG	1H	3020	1/1	0.85	0.32	66,66,66,66	0
58	MG	1H	3290	1/1	0.86	0.22	70,70,70,70	0
58	MG	1G	1619	1/1	0.86	0.21	101,101,101,101	0
58	MG	1H	3321	1/1	0.86	0.25	67,67,67,67	0
58	MG	1H	3157	1/1	0.86	0.47	73,73,73,73	0
58	MG	13	1692	1/1	0.86	0.16	122,122,122,122	0
58	MG	1G	1634	1/1	0.86	0.29	112,112,112,112	0
58	MG	13	1606	1/1	0.86	0.46	94,94,94,94	0
58	MG	1H	3141	1/1	0.86	0.40	61,61,61,61	0
58	MG	14	3013	1/1	0.86	0.23	78,78,78,78	0
58	MG	14	3199	1/1	0.86	0.50	69,69,69,69	0
58	MG	14	3118	1/1	0.86	0.45	69,69,69,69	0
58	MG	1H	3329	1/1	0.86	0.77	81,81,81,81	0
58	MG	1H	3203	1/1	0.86	0.37	79,79,79,79	0
58	MG	1G	1641	1/1	0.86	0.34	113,113,113,113	0
58	MG	1H	3276	1/1	0.86	0.68	75,75,75,75	0
58	MG	1H	3185	1/1	0.86	0.40	95,95,95,95	0
58	MG	1H	3234	1/1	0.86	0.08	66,66,66,66	0
58	MG	1H	3303	1/1	0.86	0.77	78,78,78,78	0
58	MG	1H	3242	1/1	0.86	0.36	52,52,52,52	0
58	MG	1G	1654	1/1	0.86	0.53	83,83,83,83	0
58	MG	1H	3340	1/1	0.86	0.50	78,78,78,78	0
58	MG	1H	3206	1/1	0.86	0.35	77,77,77,77	0
58	MG	14	3163	1/1	0.86	0.27	90,90,90,90	0
58	MG	1H	3126	1/1	0.86	0.23	58,58,58,58	0
58	MG	1H	3188	1/1	0.86	0.38	73,73,73,73	0
58	MG	13	1647	1/1	0.86	0.23	89,89,89,89	0
58	MG	1H	3216	1/1	0.86	0.40	67,67,67,67	0
58	MG	13	1707	1/1	0.86	0.15	76,76,76,76	0
58	MG	1H	3015	1/1	0.86	0.27	63,63,63,63	0
58	MG	14	3296	1/1	0.86	0.41	84,84,84,84	0

*Continued on next page...*



*Continued from previous page...*

Mol	Type	Chain	Res	Atoms	RSCC	RSR	B-factors( $\text{\AA}^2$ )	Q<0.9
58	MG	1G	1671	1/1	0.86	0.38	88,88,88,88	0
58	MG	55	201	1/1	0.86	0.30	74,74,74,74	0
58	MG	1H	3426	1/1	0.86	0.13	58,58,58,58	0
58	MG	1H	3452	1/1	0.87	0.13	104,104,104,104	0
58	MG	14	3263	1/1	0.87	0.24	75,75,75,75	0
58	MG	14	3169	1/1	0.87	0.40	58,58,58,58	0
58	MG	1H	3168	1/1	0.87	0.38	69,69,69,69	0
58	MG	14	3084	1/1	0.87	0.56	80,80,80,80	0
58	MG	1G	1662	1/1	0.87	0.68	72,72,72,72	0
58	MG	13	1686	1/1	0.87	0.50	76,76,76,76	0
58	MG	1H	3156	1/1	0.87	0.31	67,67,67,67	0
58	MG	14	3272	1/1	0.87	0.38	76,76,76,76	0
58	MG	16	202	1/1	0.87	0.25	64,64,64,64	0
58	MG	14	3274	1/1	0.87	0.15	76,76,76,76	0
58	MG	13	1680	1/1	0.87	0.28	96,96,96,96	0
58	MG	1H	3176	1/1	0.87	0.46	76,76,76,76	0
58	MG	1H	3158	1/1	0.87	0.49	74,74,74,74	0
58	MG	1H	3066	1/1	0.87	0.33	59,59,59,59	0
58	MG	14	3281	1/1	0.87	0.38	86,86,86,86	0
58	MG	14	3246	1/1	0.87	0.22	69,69,69,69	0
58	MG	1H	3281	1/1	0.87	0.20	88,88,88,88	0
58	MG	14	3284	1/1	0.87	0.78	78,78,78,78	0
58	MG	14	3131	1/1	0.87	0.33	95,95,95,95	0
58	MG	1H	3376	1/1	0.87	0.23	76,76,76,76	0
58	MG	1J	205	1/1	0.87	0.09	101,101,101,101	0
58	MG	1H	3326	1/1	0.87	0.56	83,83,83,83	0
58	MG	13	1639	1/1	0.87	0.56	82,82,82,82	0
58	MG	1H	3182	1/1	0.87	0.20	78,78,78,78	0
58	MG	1H	3258	1/1	0.87	0.27	59,59,59,59	0
58	MG	1H	3135	1/1	0.87	0.12	65,65,65,65	0
58	MG	1K	101	1/1	0.87	0.09	145,145,145,145	0
58	MG	1H	3186	1/1	0.87	0.34	75,75,75,75	0
58	MG	14	3211	1/1	0.87	0.37	91,91,91,91	0
58	MG	14	3154	1/1	0.87	0.25	69,69,69,69	0
58	MG	1H	3445	1/1	0.87	0.07	110,110,110,110	0
58	MG	13	1608	1/1	0.88	0.75	90,90,90,90	0
58	MG	13	1624	1/1	0.88	0.23	103,103,103,103	0
58	MG	1H	3286	1/1	0.88	0.32	94,94,94,94	0
58	MG	I8	102	1/1	0.88	0.24	70,70,70,70	0
58	MG	14	3286	1/1	0.88	0.38	80,80,80,80	0
58	MG	14	3364	1/1	0.88	0.16	85,85,85,85	0
58	MG	14	3386	1/1	0.88	0.16	90,90,90,90	0

*Continued on next page...*

*Continued from previous page...*

Mol	Type	Chain	Res	Atoms	RSCC	RSR	B-factors(Å <sup>2</sup> )	Q<0.9
58	MG	14	3100	1/1	0.88	0.38	76,76,76,76	0
58	MG	L8	101	1/1	0.88	0.62	84,84,84,84	0
58	MG	1H	3140	1/1	0.88	0.27	58,58,58,58	0
58	MG	Q8	101	1/1	0.88	0.33	70,70,70,70	0
58	MG	1G	1677	1/1	0.88	0.12	96,96,96,96	0
58	MG	14	3032	1/1	0.88	0.45	75,75,75,75	0
58	MG	14	3232	1/1	0.88	0.21	81,81,81,81	0
58	MG	1H	3041	1/1	0.88	0.22	76,76,76,76	0
58	MG	1H	3467	1/1	0.88	0.10	84,84,84,84	0
58	MG	14	3299	1/1	0.88	0.20	98,98,98,98	0
58	MG	13	1677	1/1	0.88	0.16	104,104,104,104	0
58	MG	14	3055	1/1	0.88	0.10	81,81,81,81	0
58	MG	1H	3333	1/1	0.88	0.34	100,100,100,100	0
58	MG	1G	1613	1/1	0.88	0.21	98,98,98,98	0
58	MG	1H	3320	1/1	0.88	0.46	77,77,77,77	0
58	MG	1H	3170	1/1	0.88	0.46	65,65,65,65	0
58	MG	1H	3269	1/1	0.88	0.32	65,65,65,65	0
58	MG	1H	3323	1/1	0.88	0.45	80,80,80,80	0
58	MG	1H	3144	1/1	0.88	0.40	77,77,77,77	0
58	MG	1G	1628	1/1	0.88	0.44	95,95,95,95	0
58	MG	1G	1689	1/1	0.89	0.17	121,121,121,121	0
58	MG	14	3126	1/1	0.89	0.39	67,67,67,67	0
58	MG	13	1652	1/1	0.89	0.24	99,99,99,99	0
58	MG	1H	3334	1/1	0.89	0.30	76,76,76,76	0
58	MG	14	3244	1/1	0.89	0.59	70,70,70,70	0
58	MG	14	3007	1/1	0.89	0.48	54,54,54,54	0
58	MG	14	3324	1/1	0.89	0.06	99,99,99,99	0
58	MG	1G	1631	1/1	0.89	0.25	96,96,96,96	0
58	MG	1H	3388	1/1	0.89	0.07	77,77,77,77	0
58	MG	13	1691	1/1	0.89	0.48	90,90,90,90	0
58	MG	1H	3325	1/1	0.89	0.44	71,71,71,71	0
58	MG	14	3195	1/1	0.89	0.37	68,68,68,68	0
58	MG	14	3285	1/1	0.89	0.25	68,68,68,68	0
58	MG	1H	3417	1/1	0.89	0.22	94,94,94,94	0
58	MG	14	3287	1/1	0.89	0.22	82,82,82,82	0
58	MG	1H	3419	1/1	0.89	0.06	101,101,101,101	0
58	MG	1H	3131	1/1	0.89	0.56	73,73,73,73	0
58	MG	14	3203	1/1	0.89	0.34	56,56,56,56	0
58	MG	1H	3232	1/1	0.89	0.17	52,52,52,52	0
58	MG	14	3024	1/1	0.89	0.57	77,77,77,77	0
58	MG	14	3220	1/1	0.89	0.43	76,76,76,76	0
58	MG	14	3160	1/1	0.89	0.37	72,72,72,72	0

*Continued on next page...*

*Continued from previous page...*

Mol	Type	Chain	Res	Atoms	RSCC	RSR	B-factors( $\text{\AA}^2$ )	Q<0.9
58	MG	1H	3042	1/1	0.89	0.85	90,90,90,90	0
58	MG	14	3090	1/1	0.89	0.29	74,74,74,74	0
58	MG	1H	3221	1/1	0.89	0.40	89,89,89,89	0
58	MG	14	3104	1/1	0.89	0.65	86,86,86,86	0
58	MG	1G	1647	1/1	0.89	0.80	83,83,83,83	0
58	MG	13	1687	1/1	0.89	0.27	99,99,99,99	0
58	MG	1H	3353	1/1	0.89	0.16	57,57,57,57	0
58	MG	13	1620	1/1	0.89	0.28	73,73,73,73	0
58	MG	1G	1622	1/1	0.89	1.19	92,92,92,92	0
58	MG	14	3307	1/1	0.89	0.48	101,101,101,101	0
58	MG	13	1655	1/1	0.90	0.46	87,87,87,87	0
58	MG	1H	3034	1/1	0.90	0.45	80,80,80,80	0
58	MG	1H	3446	1/1	0.90	0.09	84,84,84,84	0
58	MG	14	3033	1/1	0.90	0.26	77,77,77,77	0
58	MG	14	3149	1/1	0.90	0.54	73,73,73,73	0
58	MG	1H	3238	1/1	0.90	0.14	65,65,65,65	0
58	MG	14	3035	1/1	0.90	0.22	93,93,93,93	0
58	MG	13	1651	1/1	0.90	0.41	88,88,88,88	0
58	MG	14	3049	1/1	0.90	0.21	70,70,70,70	0
58	MG	14	3157	1/1	0.90	0.25	57,57,57,57	0
58	MG	1H	3155	1/1	0.90	0.34	74,74,74,74	0
58	MG	1H	3003	1/1	0.90	0.26	64,64,64,64	0
58	MG	14	3165	1/1	0.90	0.51	77,77,77,77	0
58	MG	14	3168	1/1	0.90	0.53	106,106,106,106	0
58	MG	1H	3464	1/1	0.90	0.14	107,107,107,107	0
58	MG	14	3249	1/1	0.90	0.24	80,80,80,80	0
58	MG	1H	3039	1/1	0.90	0.32	68,68,68,68	0
58	MG	14	3172	1/1	0.90	0.70	70,70,70,70	0
58	MG	14	3176	1/1	0.90	0.47	79,79,79,79	0
58	MG	1H	3085	1/1	0.90	0.42	63,63,63,63	0
58	MG	1H	3215	1/1	0.90	0.28	63,63,63,63	0
58	MG	14	3312	1/1	0.90	0.54	80,80,80,80	0
58	MG	1H	3132	1/1	0.90	0.65	85,85,85,85	0
58	MG	1H	3318	1/1	0.90	0.42	79,79,79,79	0
58	MG	16	207	1/1	0.90	0.07	80,80,80,80	0
58	MG	14	3325	1/1	0.90	0.14	63,63,63,63	0
58	MG	14	3333	1/1	0.90	0.17	74,74,74,74	0
58	MG	1H	3362	1/1	0.90	0.11	53,53,53,53	0
58	MG	1G	1687	1/1	0.90	0.06	139,139,139,139	0
58	MG	1H	3319	1/1	0.90	0.52	110,110,110,110	0
58	MG	1H	3009	1/1	0.90	0.27	62,62,62,62	0
58	MG	14	3378	1/1	0.90	0.07	100,100,100,100	0

*Continued on next page...*

*Continued from previous page...*

Mol	Type	Chain	Res	Atoms	RSCC	RSR	B-factors(Å <sup>2</sup> )	Q<0.9
58	MG	1G	1639	1/1	0.90	0.51	74,74,74,74	0
58	MG	14	3389	1/1	0.90	0.09	102,102,102,102	0
58	MG	1G	1640	1/1	0.90	0.48	87,87,87,87	0
58	MG	14	3096	1/1	0.90	0.34	73,73,73,73	0
58	MG	1H	3088	1/1	0.90	0.34	68,68,68,68	0
58	MG	13	1702	1/1	0.90	0.27	98,98,98,98	0
58	MG	1H	3027	1/1	0.90	0.32	81,81,81,81	0
58	MG	13	1631	1/1	0.90	0.37	93,93,93,93	0
58	MG	1H	3267	1/1	0.90	0.49	73,73,73,73	0
58	MG	14	3111	1/1	0.90	0.14	81,81,81,81	0
58	MG	14	3200	1/1	0.90	0.46	74,74,74,74	0
58	MG	14	3115	1/1	0.90	0.40	80,80,80,80	0
58	MG	1H	3063	1/1	0.90	0.13	78,78,78,78	0
58	MG	14	3204	1/1	0.90	0.19	77,77,77,77	0
58	MG	13	1629	1/1	0.90	0.39	96,96,96,96	0
58	MG	1H	3119	1/1	0.90	0.20	69,69,69,69	0
58	MG	14	3212	1/1	0.90	0.39	70,70,70,70	0
58	MG	1H	3272	1/1	0.90	0.18	64,64,64,64	0
58	MG	14	3025	1/1	0.90	0.62	84,84,84,84	0
58	MG	1H	3200	1/1	0.90	0.49	81,81,81,81	0
58	MG	45	201	1/1	0.90	0.16	108,108,108,108	0
58	MG	1G	1661	1/1	0.90	0.23	123,123,123,123	0
58	MG	14	3028	1/1	0.90	0.25	69,69,69,69	0
58	MG	1H	3460	1/1	0.91	0.09	104,104,104,104	0
58	MG	14	3305	1/1	0.91	0.49	75,75,75,75	0
58	MG	1H	3047	1/1	0.91	0.32	47,47,47,47	0
58	MG	1G	1614	1/1	0.91	0.30	107,107,107,107	0
58	MG	1H	3002	1/1	0.91	0.25	38,38,38,38	0
58	MG	1H	3367	1/1	0.91	0.09	71,71,71,71	0
58	MG	13	1654	1/1	0.91	0.38	74,74,74,74	0
58	MG	14	3215	1/1	0.91	0.22	72,72,72,72	0
58	MG	14	3217	1/1	0.91	0.43	83,83,83,83	0
58	MG	1H	3095	1/1	0.91	0.33	65,65,65,65	0
58	MG	1H	3220	1/1	0.91	0.27	82,82,82,82	0
58	MG	1H	3004	1/1	0.91	0.32	57,57,57,57	0
58	MG	14	3223	1/1	0.91	0.35	86,86,86,86	0
58	MG	14	3099	1/1	0.91	0.56	87,87,87,87	0
58	MG	13	1710	1/1	0.91	0.09	97,97,97,97	0
58	MG	14	3352	1/1	0.91	0.07	97,97,97,97	0
58	MG	14	3171	1/1	0.91	0.32	99,99,99,99	0
58	MG	1H	3100	1/1	0.91	0.24	61,61,61,61	0
58	MG	1H	3418	1/1	0.91	0.08	92,92,92,92	0

*Continued on next page...*

*Continued from previous page...*

Mol	Type	Chain	Res	Atoms	RSCC	RSR	B-factors(Å <sup>2</sup> )	Q<0.9
58	MG	14	3365	1/1	0.91	0.05	94,94,94,94	0
58	MG	13	1657	1/1	0.91	0.28	103,103,103,103	0
58	MG	14	3384	1/1	0.91	0.14	83,83,83,83	0
58	MG	14	3279	1/1	0.91	0.09	104,104,104,104	0
58	MG	14	3178	1/1	0.91	0.50	84,84,84,84	0
58	MG	1G	1670	1/1	0.91	0.43	86,86,86,86	0
58	MG	1H	3104	1/1	0.91	0.58	69,69,69,69	0
58	MG	14	3031	1/1	0.91	0.42	68,68,68,68	0
58	MG	1H	3204	1/1	0.91	0.42	69,69,69,69	0
58	MG	14	3397	1/1	0.91	0.50	73,73,73,73	0
58	MG	14	3239	1/1	0.91	0.17	80,80,80,80	0
58	MG	14	3241	1/1	0.91	0.35	56,56,56,56	0
58	MG	14	3242	1/1	0.91	0.52	67,67,67,67	0
58	MG	1G	1674	1/1	0.91	0.44	102,102,102,102	0
58	MG	14	3122	1/1	0.91	0.28	88,88,88,88	0
58	MG	1H	3265	1/1	0.91	0.40	78,78,78,78	0
58	MG	13	1720	1/1	0.91	0.10	90,90,90,90	0
58	MG	J8	101	1/1	0.91	0.19	66,66,66,66	0
58	MG	1H	3162	1/1	0.91	0.39	88,88,88,88	0
58	MG	1H	3118	1/1	0.91	0.84	77,77,77,77	0
58	MG	1H	3270	1/1	0.91	0.86	80,80,80,80	0
58	MG	1G	1602	1/1	0.91	0.42	79,79,79,79	0
58	MG	1G	1645	1/1	0.91	0.52	74,74,74,74	0
58	MG	13	1627	1/1	0.91	0.55	69,69,69,69	0
58	MG	1H	3294	1/1	0.91	0.34	57,57,57,57	0
58	MG	14	3148	1/1	0.91	0.31	77,77,77,77	0
58	MG	13	1731	1/1	0.91	0.14	84,84,84,84	0
60	ZN	G8	201	1/1	0.91	0.11	149,149,149,149	0
58	MG	14	3056	1/1	0.92	0.34	55,55,55,55	0
58	MG	1H	3038	1/1	0.92	0.34	92,92,92,92	0
58	MG	1H	3304	1/1	0.92	0.33	86,86,86,86	0
58	MG	1G	1681	1/1	0.92	0.10	78,78,78,78	0
58	MG	13	1625	1/1	0.92	0.33	86,86,86,86	0
58	MG	13	1626	1/1	0.92	0.37	69,69,69,69	0
58	MG	14	3314	1/1	0.92	0.32	94,94,94,94	0
58	MG	14	3267	1/1	0.92	0.25	92,92,92,92	0
58	MG	13	1636	1/1	0.92	0.28	64,64,64,64	0
58	MG	1H	3198	1/1	0.92	0.43	69,69,69,69	0
58	MG	1H	3177	1/1	0.92	0.23	74,74,74,74	0
58	MG	14	3340	1/1	0.92	0.09	79,79,79,79	0
58	MG	14	3343	1/1	0.92	0.08	82,82,82,82	0
58	MG	14	3076	1/1	0.92	0.34	62,62,62,62	0

*Continued on next page...*

*Continued from previous page...*

Mol	Type	Chain	Res	Atoms	RSCC	RSR	B-factors(Å <sup>2</sup> )	Q<0.9
58	MG	14	3347	1/1	0.92	0.06	108,108,108,108	0
58	MG	1H	3078	1/1	0.92	0.51	67,67,67,67	0
58	MG	13	1623	1/1	0.92	0.23	108,108,108,108	0
58	MG	14	3355	1/1	0.92	0.10	102,102,102,102	0
58	MG	14	3362	1/1	0.92	0.12	77,77,77,77	0
58	MG	1H	3044	1/1	0.92	0.27	82,82,82,82	0
58	MG	14	3086	1/1	0.92	0.43	83,83,83,83	0
58	MG	1H	3161	1/1	0.92	0.30	84,84,84,84	0
58	MG	14	3374	1/1	0.92	0.07	76,76,76,76	0
58	MG	14	3175	1/1	0.92	0.16	92,92,92,92	0
58	MG	14	3381	1/1	0.92	0.14	81,81,81,81	0
58	MG	14	3233	1/1	0.92	0.15	86,86,86,86	0
58	MG	1H	3317	1/1	0.92	0.38	68,68,68,68	0
58	MG	1G	1653	1/1	0.92	0.15	97,97,97,97	0
58	MG	13	1729	1/1	0.92	0.07	113,113,113,113	0
58	MG	1G	1655	1/1	0.92	0.25	100,100,100,100	0
58	MG	1G	1656	1/1	0.92	0.41	78,78,78,78	0
58	MG	14	3394	1/1	0.92	0.05	109,109,109,109	0
58	MG	14	3240	1/1	0.92	0.21	83,83,83,83	0
58	MG	1H	3149	1/1	0.92	0.34	60,60,60,60	0
58	MG	1H	3355	1/1	0.92	0.20	48,48,48,48	0
58	MG	1H	3166	1/1	0.92	0.27	71,71,71,71	0
58	MG	1H	3150	1/1	0.92	0.23	72,72,72,72	0
58	MG	16	201	1/1	0.92	0.11	85,85,85,85	0
58	MG	1H	3239	1/1	0.92	0.21	75,75,75,75	0
58	MG	1H	3028	1/1	0.92	0.28	68,68,68,68	0
58	MG	14	3119	1/1	0.92	0.37	62,62,62,62	0
58	MG	1H	3371	1/1	0.92	0.12	59,59,59,59	0
58	MG	1G	1629	1/1	0.92	0.63	104,104,104,104	0
58	MG	1H	3273	1/1	0.92	0.22	68,68,68,68	0
58	MG	1H	3387	1/1	0.92	0.07	80,80,80,80	0
58	MG	1G	1632	1/1	0.92	0.43	75,75,75,75	0
58	MG	1H	3244	1/1	0.92	0.28	62,62,62,62	0
58	MG	1G	1673	1/1	0.92	0.33	93,93,93,93	0
58	MG	14	3047	1/1	0.92	0.18	74,74,74,74	0
58	MG	45	202	1/1	0.92	0.41	72,72,72,72	0
58	MG	1H	3392	1/1	0.92	0.11	68,68,68,68	0
58	MG	1H	3214	1/1	0.92	0.63	76,76,76,76	0
58	MG	1H	3105	1/1	0.92	0.33	66,66,66,66	0
58	MG	1G	1688	1/1	0.93	0.07	138,138,138,138	0
58	MG	13	1660	1/1	0.93	0.24	103,103,103,103	0
58	MG	1H	3070	1/1	0.93	0.47	58,58,58,58	0

*Continued on next page...*

*Continued from previous page...*

Mol	Type	Chain	Res	Atoms	RSCC	RSR	B-factors( $\text{\AA}^2$ )	Q<0.9
58	MG	1G	1644	1/1	0.93	0.67	92,92,92,92	0
58	MG	1H	3395	1/1	0.93	0.07	77,77,77,77	0
58	MG	1H	3407	1/1	0.93	0.12	116,116,116,116	0
58	MG	1H	3410	1/1	0.93	0.10	58,58,58,58	0
58	MG	13	1645	1/1	0.93	0.42	64,64,64,64	0
58	MG	13	1693	1/1	0.93	0.21	55,55,55,55	0
58	MG	14	3105	1/1	0.93	0.31	67,67,67,67	0
58	MG	14	3106	1/1	0.93	0.40	61,61,61,61	0
58	MG	1H	3225	1/1	0.93	0.35	78,78,78,78	0
58	MG	1G	1651	1/1	0.93	0.20	104,104,104,104	0
58	MG	1H	3107	1/1	0.93	0.28	71,71,71,71	0
58	MG	14	3326	1/1	0.93	0.09	90,90,90,90	0
58	MG	1H	3040	1/1	0.93	0.44	70,70,70,70	0
58	MG	1H	3111	1/1	0.93	0.53	74,74,74,74	0
58	MG	1H	3172	1/1	0.93	0.41	87,87,87,87	0
58	MG	1H	3145	1/1	0.93	0.14	73,73,73,73	0
58	MG	1G	1658	1/1	0.93	0.23	92,92,92,92	0
58	MG	1H	3116	1/1	0.93	0.44	55,55,55,55	0
58	MG	1G	1660	1/1	0.93	0.45	85,85,85,85	0
58	MG	1H	3274	1/1	0.93	0.18	59,59,59,59	0
58	MG	13	1713	1/1	0.93	0.05	101,101,101,101	0
58	MG	1H	3012	1/1	0.93	0.80	83,83,83,83	0
58	MG	1H	3447	1/1	0.93	0.04	86,86,86,86	0
58	MG	13	1607	1/1	0.93	0.19	116,116,116,116	0
58	MG	14	3208	1/1	0.93	0.15	91,91,91,91	0
58	MG	14	3141	1/1	0.93	0.21	93,93,93,93	0
58	MG	14	3142	1/1	0.93	0.41	76,76,76,76	0
58	MG	14	3383	1/1	0.93	0.12	86,86,86,86	0
58	MG	1H	3456	1/1	0.93	0.07	97,97,97,97	0
58	MG	14	3276	1/1	0.93	0.37	92,92,92,92	0
58	MG	14	3387	1/1	0.93	0.10	96,96,96,96	0
58	MG	14	3216	1/1	0.93	0.31	77,77,77,77	0
58	MG	1H	3243	1/1	0.93	0.50	65,65,65,65	0
58	MG	14	3219	1/1	0.93	0.31	48,48,48,48	0
58	MG	1H	3311	1/1	0.93	0.29	75,75,75,75	0
58	MG	13	1665	1/1	0.93	0.09	82,82,82,82	0
58	MG	1H	3343	1/1	0.93	0.15	54,54,54,54	0
58	MG	14	3396	1/1	0.93	0.06	108,108,108,108	0
58	MG	14	3054	1/1	0.93	0.37	70,70,70,70	0
58	MG	13	1724	1/1	0.93	0.09	102,102,102,102	0
58	MG	14	3225	1/1	0.93	0.41	82,82,82,82	0
58	MG	1H	3466	1/1	0.93	0.30	56,56,56,56	0

*Continued on next page...*

*Continued from previous page...*

Mol	Type	Chain	Res	Atoms	RSCC	RSR	B-factors( $\text{\AA}^2$ )	Q<0.9
58	MG	1H	3211	1/1	0.93	0.24	83,83,83,83	0
58	MG	1G	1676	1/1	0.93	0.11	90,90,90,90	0
58	MG	14	3289	1/1	0.93	0.76	83,83,83,83	0
58	MG	14	3156	1/1	0.93	0.61	63,63,63,63	0
58	MG	1H	3127	1/1	0.93	0.14	59,59,59,59	0
58	MG	13	1725	1/1	0.93	0.08	94,94,94,94	0
58	MG	14	3162	1/1	0.93	0.54	70,70,70,70	0
58	MG	1H	3050	1/1	0.93	0.39	60,60,60,60	0
58	MG	14	3164	1/1	0.93	0.79	74,74,74,74	0
58	MG	1H	3056	1/1	0.93	0.50	56,56,56,56	0
58	MG	14	3166	1/1	0.93	0.21	60,60,60,60	0
58	MG	1H	3370	1/1	0.93	0.16	71,71,71,71	0
58	MG	13	1726	1/1	0.93	0.05	126,126,126,126	0
58	MG	1H	3064	1/1	0.93	0.32	65,65,65,65	0
58	MG	14	3077	1/1	0.93	0.45	68,68,68,68	0
58	MG	1H	3261	1/1	0.93	0.19	69,69,69,69	0
58	MG	1G	1624	1/1	0.94	0.62	65,65,65,65	0
58	MG	1G	1626	1/1	0.94	0.29	82,82,82,82	0
58	MG	14	3112	1/1	0.94	0.48	65,65,65,65	0
58	MG	14	3114	1/1	0.94	0.42	58,58,58,58	0
58	MG	1H	3098	1/1	0.94	0.24	53,53,53,53	0
58	MG	1H	3065	1/1	0.94	0.35	61,61,61,61	0
58	MG	14	3002	1/1	0.94	0.37	57,57,57,57	0
58	MG	14	3003	1/1	0.94	0.24	62,62,62,62	0
58	MG	13	1712	1/1	0.94	0.12	83,83,83,83	0
58	MG	1H	3443	1/1	0.94	0.19	76,76,76,76	0
58	MG	13	1663	1/1	0.94	0.26	82,82,82,82	0
58	MG	14	3014	1/1	0.94	0.47	57,57,57,57	0
58	MG	1H	3208	1/1	0.94	0.51	88,88,88,88	0
58	MG	14	3132	1/1	0.94	0.27	68,68,68,68	0
58	MG	1H	3023	1/1	0.94	0.46	56,56,56,56	0
58	MG	14	3136	1/1	0.94	0.17	62,62,62,62	0
58	MG	1H	3449	1/1	0.94	0.12	106,106,106,106	0
58	MG	14	3020	1/1	0.94	0.47	75,75,75,75	0
58	MG	1H	3451	1/1	0.94	0.13	114,114,114,114	0
58	MG	1H	3106	1/1	0.94	0.41	63,63,63,63	0
58	MG	13	1664	1/1	0.94	0.12	89,89,89,89	0
58	MG	1H	3073	1/1	0.94	0.50	81,81,81,81	0
58	MG	1H	3458	1/1	0.94	0.07	73,73,73,73	0
58	MG	14	3315	1/1	0.94	1.07	93,93,93,93	0
58	MG	1H	3299	1/1	0.94	0.17	74,74,74,74	0
58	MG	14	3322	1/1	0.94	0.22	65,65,65,65	0

*Continued on next page...*



*Continued from previous page...*

Mol	Type	Chain	Res	Atoms	RSCC	RSR	B-factors(Å <sup>2</sup> )	Q<0.9
58	MG	14	3323	1/1	0.94	0.14	64,64,64,64	0
58	MG	1H	3300	1/1	0.94	0.42	87,87,87,87	0
58	MG	1H	3461	1/1	0.94	0.04	92,92,92,92	0
58	MG	14	3151	1/1	0.94	0.77	79,79,79,79	0
58	MG	1H	3110	1/1	0.94	0.51	55,55,55,55	0
58	MG	1H	3146	1/1	0.94	0.39	72,72,72,72	0
58	MG	13	1719	1/1	0.94	0.13	71,71,71,71	0
58	MG	1H	3266	1/1	0.94	0.25	81,81,81,81	0
58	MG	1H	3181	1/1	0.94	0.25	61,61,61,61	0
58	MG	14	3348	1/1	0.94	0.17	70,70,70,70	0
58	MG	14	3350	1/1	0.94	0.11	85,85,85,85	0
58	MG	14	3159	1/1	0.94	0.47	63,63,63,63	0
58	MG	1H	3361	1/1	0.94	0.13	63,63,63,63	0
58	MG	1H	3112	1/1	0.94	0.41	56,56,56,56	0
58	MG	1G	1652	1/1	0.94	0.54	71,71,71,71	0
58	MG	1H	3115	1/1	0.94	0.26	43,43,43,43	0
58	MG	1H	3014	1/1	0.94	0.33	70,70,70,70	0
58	MG	1H	3117	1/1	0.94	0.23	48,48,48,48	0
58	MG	14	3053	1/1	0.94	0.23	61,61,61,61	0
58	MG	13	1640	1/1	0.94	0.35	74,74,74,74	0
58	MG	13	1676	1/1	0.94	0.51	76,76,76,76	0
58	MG	1H	3189	1/1	0.94	0.57	67,67,67,67	0
58	MG	14	3057	1/1	0.94	0.27	101,101,101,101	0
58	MG	14	3385	1/1	0.94	0.07	116,116,116,116	0
58	MG	1H	3379	1/1	0.94	0.11	73,73,73,73	0
58	MG	1H	3381	1/1	0.94	0.14	63,63,63,63	0
58	MG	1H	3275	1/1	0.94	0.37	75,75,75,75	0
58	MG	14	3390	1/1	0.94	0.10	89,89,89,89	0
58	MG	1H	3017	1/1	0.94	0.44	71,71,71,71	0
58	MG	14	3063	1/1	0.94	0.28	58,58,58,58	0
58	MG	1H	3229	1/1	0.94	0.27	48,48,48,48	0
58	MG	1H	3393	1/1	0.94	0.20	54,54,54,54	0
58	MG	14	3069	1/1	0.94	0.38	70,70,70,70	0
58	MG	1H	3123	1/1	0.94	0.39	69,69,69,69	0
58	MG	13	1683	1/1	0.94	0.23	94,94,94,94	0
58	MG	1H	3055	1/1	0.94	0.34	49,49,49,49	0
58	MG	13	1619	1/1	0.94	0.13	91,91,91,91	0
58	MG	1H	3091	1/1	0.94	0.46	65,65,65,65	0
58	MG	14	3082	1/1	0.94	0.47	61,61,61,61	0
58	MG	14	3189	1/1	0.94	0.33	82,82,82,82	0
58	MG	1H	3415	1/1	0.94	0.06	73,73,73,73	0
58	MG	1G	1607	1/1	0.94	0.34	73,73,73,73	0

*Continued on next page...*

*Continued from previous page...*

Mol	Type	Chain	Res	Atoms	RSCC	RSR	B-factors( $\text{\AA}^2$ )	Q<0.9
58	MG	1H	3240	1/1	0.94	0.30	74,74,74,74	0
58	MG	1G	1611	1/1	0.94	0.38	104,104,104,104	0
58	MG	1G	1612	1/1	0.94	0.36	81,81,81,81	0
58	MG	1H	3061	1/1	0.94	0.30	48,48,48,48	0
58	MG	14	3198	1/1	0.94	0.18	107,107,107,107	0
58	MG	1H	3165	1/1	0.94	0.52	78,78,78,78	0
58	MG	1H	3420	1/1	0.94	0.06	92,92,92,92	0
58	MG	1H	3421	1/1	0.94	0.06	64,64,64,64	0
58	MG	13	1601	1/1	0.94	0.34	68,68,68,68	0
58	MG	1H	3037	1/1	0.94	0.46	121,121,121,121	0
58	MG	1H	3431	1/1	0.94	0.13	70,70,70,70	0
58	MG	1H	3436	1/1	0.94	0.17	73,73,73,73	0
58	MG	1H	3455	1/1	0.95	0.08	59,59,59,59	0
58	MG	13	1616	1/1	0.95	0.04	88,88,88,88	0
58	MG	1H	3223	1/1	0.95	0.52	78,78,78,78	0
58	MG	14	3016	1/1	0.95	0.40	61,61,61,61	0
58	MG	1H	3250	1/1	0.95	0.27	74,74,74,74	0
58	MG	14	3336	1/1	0.95	0.17	62,62,62,62	0
58	MG	14	3338	1/1	0.95	0.23	60,60,60,60	0
58	MG	1H	3048	1/1	0.95	0.30	56,56,56,56	0
58	MG	1H	3113	1/1	0.95	0.44	51,51,51,51	0
58	MG	1H	3394	1/1	0.95	0.20	53,53,53,53	0
58	MG	14	3346	1/1	0.95	0.09	85,85,85,85	0
58	MG	1H	3153	1/1	0.95	0.20	62,62,62,62	0
58	MG	1H	3049	1/1	0.95	0.50	52,52,52,52	0
58	MG	1H	3256	1/1	0.95	0.17	61,61,61,61	0
58	MG	14	3351	1/1	0.95	0.12	85,85,85,85	0
58	MG	14	3087	1/1	0.95	0.35	40,40,40,40	0
58	MG	1H	3310	1/1	0.95	0.17	75,75,75,75	0
58	MG	14	3158	1/1	0.95	0.42	75,75,75,75	0
58	MG	14	3358	1/1	0.95	0.09	91,91,91,91	0
58	MG	13	1628	1/1	0.95	0.41	65,65,65,65	0
58	MG	14	3094	1/1	0.95	0.64	60,60,60,60	0
58	MG	14	3095	1/1	0.95	0.41	71,71,71,71	0
58	MG	13	1671	1/1	0.95	0.31	87,87,87,87	0
58	MG	14	3371	1/1	0.95	0.12	53,53,53,53	0
58	MG	1H	3230	1/1	0.95	0.41	43,43,43,43	0
58	MG	1H	3192	1/1	0.95	0.23	80,80,80,80	0
58	MG	14	3380	1/1	0.95	0.10	96,96,96,96	0
58	MG	1H	3005	1/1	0.95	0.34	54,54,54,54	0
58	MG	1H	3345	1/1	0.95	0.18	61,61,61,61	0
58	MG	16	208	1/1	0.95	0.16	86,86,86,86	0

*Continued on next page...*

*Continued from previous page...*

Mol	Type	Chain	Res	Atoms	RSCC	RSR	B-factors( $\text{\AA}^2$ )	Q<0.9
58	MG	1H	3346	1/1	0.95	0.14	45,45,45,45	0
58	MG	1H	3058	1/1	0.95	0.43	46,46,46,46	0
58	MG	1G	1675	1/1	0.95	0.33	91,91,91,91	0
58	MG	14	3388	1/1	0.95	0.10	68,68,68,68	0
58	MG	14	3173	1/1	0.95	0.30	66,66,66,66	0
58	MG	14	3174	1/1	0.95	0.27	101,101,101,101	0
58	MG	14	3110	1/1	0.95	0.37	57,57,57,57	0
58	MG	1H	3235	1/1	0.95	0.16	53,53,53,53	0
58	MG	1H	3428	1/1	0.95	0.19	51,51,51,51	0
58	MG	1H	3357	1/1	0.95	0.23	71,71,71,71	0
58	MG	1H	3432	1/1	0.95	0.11	50,50,50,50	0
58	MG	14	3051	1/1	0.95	0.11	81,81,81,81	0
58	MG	1H	3236	1/1	0.95	0.18	99,99,99,99	0
58	MG	1H	3237	1/1	0.95	0.28	84,84,84,84	0
58	MG	14	3121	1/1	0.95	0.48	78,78,78,78	0
58	MG	1H	3007	1/1	0.95	0.34	54,54,54,54	0
58	MG	14	3124	1/1	0.95	0.40	54,54,54,54	0
58	MG	1H	3084	1/1	0.95	0.20	94,94,94,94	0
58	MG	13	1633	1/1	0.95	0.63	62,62,62,62	0
58	MG	1H	3444	1/1	0.95	0.16	69,69,69,69	0
58	MG	1H	3218	1/1	0.95	0.25	56,56,56,56	0
58	MG	1H	3011	1/1	0.95	0.38	51,51,51,51	0
58	MG	14	3133	1/1	0.95	0.19	107,107,107,107	0
58	MG	14	3134	1/1	0.95	0.28	74,74,74,74	0
58	MG	1H	3375	1/1	0.95	0.29	60,60,60,60	0
58	MG	13	1673	1/1	0.95	0.53	70,70,70,70	0
58	MG	14	3137	1/1	0.95	0.09	57,57,57,57	0
58	MG	1H	3377	1/1	0.95	0.13	70,70,70,70	0
58	MG	14	3066	1/1	0.95	0.41	62,62,62,62	0
58	MG	14	3317	1/1	0.95	0.70	89,89,89,89	0
58	MG	14	3319	1/1	0.95	0.10	59,59,59,59	0
58	MG	13	1643	1/1	0.95	0.11	99,99,99,99	0
60	ZN	C5	201	1/1	0.95	0.07	165,165,165,165	0
58	MG	1H	3183	1/1	0.96	0.52	67,67,67,67	0
58	MG	1G	1617	1/1	0.96	0.14	135,135,135,135	0
58	MG	1H	3121	1/1	0.96	0.38	62,62,62,62	0
58	MG	1H	3090	1/1	0.96	0.36	71,71,71,71	0
58	MG	13	1714	1/1	0.96	0.10	73,73,73,73	0
58	MG	13	1658	1/1	0.96	0.24	83,83,83,83	0
58	MG	14	3078	1/1	0.96	0.38	64,64,64,64	0
58	MG	1G	1683	1/1	0.96	0.13	89,89,89,89	0
58	MG	14	3321	1/1	0.96	0.09	78,78,78,78	0

*Continued on next page...*

*Continued from previous page...*

Mol	Type	Chain	Res	Atoms	RSCC	RSR	B-factors( $\text{\AA}^2$ )	Q<0.9
58	MG	2K	101	1/1	0.96	0.36	68,68,68,68	0
58	MG	14	3083	1/1	0.96	0.63	72,72,72,72	0
58	MG	14	3167	1/1	0.96	0.29	87,87,87,87	0
58	MG	1G	1625	1/1	0.96	0.32	93,93,93,93	0
58	MG	13	1666	1/1	0.96	0.13	78,78,78,78	0
58	MG	14	3328	1/1	0.96	0.06	74,74,74,74	0
58	MG	14	3330	1/1	0.96	0.14	77,77,77,77	0
58	MG	1G	1627	1/1	0.96	0.22	94,94,94,94	0
58	MG	13	1615	1/1	0.96	0.40	77,77,77,77	0
58	MG	1H	3454	1/1	0.96	0.07	96,96,96,96	0
58	MG	1H	3260	1/1	0.96	0.37	72,72,72,72	0
58	MG	14	3093	1/1	0.96	0.42	42,42,42,42	0
58	MG	1H	3382	1/1	0.96	0.06	77,77,77,77	0
58	MG	1H	3129	1/1	0.96	0.52	85,85,85,85	0
58	MG	1H	3067	1/1	0.96	0.32	55,55,55,55	0
58	MG	14	3008	1/1	0.96	0.36	65,65,65,65	0
58	MG	14	3349	1/1	0.96	0.15	83,83,83,83	0
58	MG	1H	3389	1/1	0.96	0.10	38,38,38,38	0
58	MG	14	3101	1/1	0.96	0.43	64,64,64,64	0
58	MG	1H	3391	1/1	0.96	0.09	61,61,61,61	0
58	MG	1H	3295	1/1	0.96	0.46	93,93,93,93	0
58	MG	14	3015	1/1	0.96	0.44	49,49,49,49	0
58	MG	13	1722	1/1	0.96	0.08	103,103,103,103	0
58	MG	14	3360	1/1	0.96	0.06	83,83,83,83	0
58	MG	13	1723	1/1	0.96	0.10	87,87,87,87	0
58	MG	13	1610	1/1	0.96	0.25	80,80,80,80	0
58	MG	1H	3397	1/1	0.96	0.07	71,71,71,71	0
58	MG	1H	3399	1/1	0.96	0.15	62,62,62,62	0
58	MG	14	3366	1/1	0.96	0.04	86,86,86,86	0
58	MG	14	3368	1/1	0.96	0.21	62,62,62,62	0
58	MG	14	3369	1/1	0.96	0.12	59,59,59,59	0
58	MG	1H	3405	1/1	0.96	0.09	63,63,63,63	0
58	MG	1H	3406	1/1	0.96	0.07	76,76,76,76	0
58	MG	14	3376	1/1	0.96	0.07	94,94,94,94	0
58	MG	14	3377	1/1	0.96	0.20	52,52,52,52	0
58	MG	13	1618	1/1	0.96	0.36	80,80,80,80	0
58	MG	1H	3025	1/1	0.96	0.40	64,64,64,64	0
58	MG	1H	3412	1/1	0.96	0.10	78,78,78,78	0
58	MG	14	3382	1/1	0.96	0.07	87,87,87,87	0
58	MG	1H	3231	1/1	0.96	0.20	58,58,58,58	0
58	MG	14	3120	1/1	0.96	0.38	82,82,82,82	0
58	MG	1H	3046	1/1	0.96	0.32	47,47,47,47	0

*Continued on next page...*

*Continued from previous page...*

Mol	Type	Chain	Res	Atoms	RSCC	RSR	B-factors( $\text{\AA}^2$ )	Q<0.9
58	MG	21	301	1/1	0.96	0.38	54,54,54,54	0
58	MG	14	3123	1/1	0.96	0.30	64,64,64,64	0
58	MG	13	1649	1/1	0.96	0.37	72,72,72,72	0
58	MG	1H	3081	1/1	0.96	0.39	87,87,87,87	0
58	MG	1H	3082	1/1	0.96	0.26	78,78,78,78	0
58	MG	1H	3174	1/1	0.96	0.36	88,88,88,88	0
58	MG	14	3206	1/1	0.96	0.09	80,80,80,80	0
58	MG	13	1727	1/1	0.96	0.08	112,112,112,112	0
58	MG	14	3209	1/1	0.96	0.24	66,66,66,66	0
58	MG	1H	3114	1/1	0.96	0.54	74,74,74,74	0
58	MG	I8	103	1/1	0.96	0.04	73,73,73,73	0
58	MG	14	3213	1/1	0.96	0.36	64,64,64,64	0
58	MG	14	3214	1/1	0.96	0.34	88,88,88,88	0
58	MG	13	1690	1/1	0.96	0.13	74,74,74,74	0
58	MG	14	3039	1/1	0.96	0.23	50,50,50,50	0
58	MG	1H	3423	1/1	0.96	0.10	66,66,66,66	0
58	MG	13	1711	1/1	0.96	0.11	97,97,97,97	0
58	MG	13	1730	1/1	0.96	0.17	86,86,86,86	0
58	MG	1H	3429	1/1	0.96	0.12	71,71,71,71	0
58	MG	1H	3430	1/1	0.96	0.17	49,49,49,49	0
58	MG	1H	3354	1/1	0.96	0.13	49,49,49,49	0
58	MG	1G	1605	1/1	0.96	0.38	101,101,101,101	0
58	MG	1H	3312	1/1	0.96	0.24	67,67,67,67	0
58	MG	1H	3433	1/1	0.96	0.17	87,87,87,87	0
58	MG	1H	3434	1/1	0.96	0.08	51,51,51,51	0
58	MG	1G	1610	1/1	0.96	0.31	98,98,98,98	0
58	MG	1H	3212	1/1	0.96	0.43	76,76,76,76	0
58	MG	13	1612	1/1	0.96	0.33	63,63,63,63	0
58	MG	13	1614	1/1	0.96	0.20	78,78,78,78	0
58	MG	1H	3120	1/1	0.96	0.34	74,74,74,74	0
58	MG	1H	3442	1/1	0.96	0.08	69,69,69,69	0
58	MG	14	3235	1/1	0.96	0.66	72,72,72,72	0
58	MG	14	3038	1/1	0.97	0.33	71,71,71,71	0
58	MG	13	1701	1/1	0.97	0.14	114,114,114,114	0
58	MG	1G	1601	1/1	0.97	0.29	91,91,91,91	0
58	MG	14	3226	1/1	0.97	0.41	73,73,73,73	0
58	MG	13	1613	1/1	0.97	0.22	81,81,81,81	0
58	MG	1H	3257	1/1	0.97	0.30	70,70,70,70	0
58	MG	1H	3195	1/1	0.97	0.50	62,62,62,62	0
58	MG	1H	3259	1/1	0.97	0.48	79,79,79,79	0
58	MG	1H	3057	1/1	0.97	0.41	66,66,66,66	0
58	MG	14	3318	1/1	0.97	0.24	64,64,64,64	0

*Continued on next page...*

*Continued from previous page...*

Mol	Type	Chain	Res	Atoms	RSCC	RSR	B-factors(Å <sup>2</sup> )	Q<0.9
58	MG	13	1684	1/1	0.97	0.14	128,128,128,128	0
58	MG	1H	3440	1/1	0.97	0.05	58,58,58,58	0
58	MG	1H	3380	1/1	0.97	0.11	59,59,59,59	0
58	MG	13	1667	1/1	0.97	0.47	71,71,71,71	0
58	MG	1H	3086	1/1	0.97	0.37	70,70,70,70	0
58	MG	1H	3384	1/1	0.97	0.06	58,58,58,58	0
58	MG	14	3152	1/1	0.97	0.33	92,92,92,92	0
58	MG	1H	3062	1/1	0.97	0.20	64,64,64,64	0
58	MG	14	3062	1/1	0.97	0.17	68,68,68,68	0
58	MG	14	3332	1/1	0.97	0.10	53,53,53,53	0
58	MG	1H	3330	1/1	0.97	0.34	102,102,102,102	0
58	MG	14	3334	1/1	0.97	0.05	64,64,64,64	0
58	MG	14	3335	1/1	0.97	0.09	61,61,61,61	0
58	MG	14	3064	1/1	0.97	0.19	78,78,78,78	0
58	MG	14	3065	1/1	0.97	0.32	67,67,67,67	0
58	MG	13	1717	1/1	0.97	0.08	92,92,92,92	0
58	MG	14	3341	1/1	0.97	0.08	68,68,68,68	0
58	MG	1H	3448	1/1	0.97	0.08	82,82,82,82	0
58	MG	14	3344	1/1	0.97	0.15	81,81,81,81	0
58	MG	1H	3202	1/1	0.97	0.82	70,70,70,70	0
58	MG	14	3161	1/1	0.97	0.52	70,70,70,70	0
58	MG	1H	3450	1/1	0.97	0.10	54,54,54,54	0
58	MG	14	3070	1/1	0.97	0.51	60,60,60,60	0
58	MG	14	3072	1/1	0.97	0.22	45,45,45,45	0
58	MG	13	1718	1/1	0.97	0.04	83,83,83,83	0
58	MG	1G	1621	1/1	0.97	0.12	92,92,92,92	0
58	MG	14	3075	1/1	0.97	0.29	68,68,68,68	0
58	MG	14	3254	1/1	0.97	0.19	111,111,111,111	0
58	MG	1G	1682	1/1	0.97	0.13	97,97,97,97	0
58	MG	1H	3148	1/1	0.97	0.24	50,50,50,50	0
58	MG	14	3359	1/1	0.97	0.06	79,79,79,79	0
58	MG	13	1732	1/1	0.97	0.20	65,65,65,65	0
58	MG	1G	1685	1/1	0.97	0.09	87,87,87,87	0
58	MG	1H	3010	1/1	0.97	0.36	63,63,63,63	0
58	MG	1H	3396	1/1	0.97	0.10	78,78,78,78	0
58	MG	1H	3026	1/1	0.97	0.47	56,56,56,56	0
58	MG	1H	3398	1/1	0.97	0.16	66,66,66,66	0
58	MG	14	3367	1/1	0.97	0.09	65,65,65,65	0
58	MG	1G	1690	1/1	0.97	0.16	93,93,93,93	0
58	MG	1H	3068	1/1	0.97	0.28	86,86,86,86	0
58	MG	14	3370	1/1	0.97	0.10	64,64,64,64	0
58	MG	14	3088	1/1	0.97	0.45	52,52,52,52	0

*Continued on next page...*

*Continued from previous page...*

Mol	Type	Chain	Res	Atoms	RSCC	RSR	B-factors(Å <sup>2</sup> )	Q<0.9
58	MG	1H	3401	1/1	0.97	0.18	69,69,69,69	0
58	MG	14	3001	1/1	0.97	0.16	46,46,46,46	0
58	MG	1H	3403	1/1	0.97	0.14	76,76,76,76	0
58	MG	1H	3462	1/1	0.97	0.04	97,97,97,97	0
58	MG	14	3379	1/1	0.97	0.12	60,60,60,60	0
58	MG	14	3270	1/1	0.97	0.30	63,63,63,63	0
58	MG	14	3004	1/1	0.97	0.37	67,67,67,67	0
58	MG	14	3005	1/1	0.97	0.45	48,48,48,48	0
58	MG	14	3098	1/1	0.97	0.17	93,93,93,93	0
58	MG	14	3006	1/1	0.97	0.63	56,56,56,56	0
58	MG	1H	3404	1/1	0.97	0.13	48,48,48,48	0
58	MG	1H	3069	1/1	0.97	0.42	90,90,90,90	0
58	MG	14	3103	1/1	0.97	0.28	51,51,51,51	0
58	MG	1H	3465	1/1	0.97	0.15	71,71,71,71	0
58	MG	1H	3210	1/1	0.97	0.47	71,71,71,71	0
58	MG	14	3192	1/1	0.97	0.51	63,63,63,63	0
58	MG	13	1622	1/1	0.97	0.37	74,74,74,74	0
58	MG	1H	3408	1/1	0.97	0.12	82,82,82,82	0
58	MG	1H	3409	1/1	0.97	0.07	85,85,85,85	0
58	MG	14	3196	1/1	0.97	0.55	75,75,75,75	0
58	MG	13	1635	1/1	0.97	0.52	74,74,74,74	0
58	MG	1H	3030	1/1	0.97	0.22	67,67,67,67	0
58	MG	1G	1642	1/1	0.97	0.48	91,91,91,91	0
58	MG	14	3398	1/1	0.97	0.07	108,108,108,108	0
58	MG	1H	3103	1/1	0.97	0.28	54,54,54,54	0
58	MG	16	206	1/1	0.97	0.05	73,73,73,73	0
58	MG	1H	3347	1/1	0.97	0.28	51,51,51,51	0
58	MG	14	3116	1/1	0.97	0.20	64,64,64,64	0
58	MG	1H	3350	1/1	0.97	0.12	48,48,48,48	0
58	MG	1H	3416	1/1	0.97	0.08	69,69,69,69	0
58	MG	1H	3245	1/1	0.97	0.70	62,62,62,62	0
58	MG	13	1648	1/1	0.97	0.50	95,95,95,95	0
58	MG	14	3210	1/1	0.97	0.17	80,80,80,80	0
58	MG	1H	3075	1/1	0.97	0.48	43,43,43,43	0
58	MG	1H	3356	1/1	0.97	0.17	42,42,42,42	0
58	MG	88	201	1/1	0.97	0.21	81,81,81,81	0
58	MG	13	1642	1/1	0.97	0.27	74,74,74,74	0
58	MG	1H	3358	1/1	0.97	0.14	45,45,45,45	0
58	MG	1H	3359	1/1	0.97	0.12	59,59,59,59	0
58	MG	13	1609	1/1	0.97	0.37	75,75,75,75	0
58	MG	1H	3133	1/1	0.97	0.34	71,71,71,71	0
58	MG	1H	3163	1/1	0.97	0.35	50,50,50,50	0

*Continued on next page...*

*Continued from previous page...*

Mol	Type	Chain	Res	Atoms	RSCC	RSR	B-factors( $\text{\AA}^2$ )	Q<0.9
58	MG	14	3036	1/1	0.97	0.74	96,96,96,96	0
58	MG	13	1617	1/1	0.97	0.24	83,83,83,83	0
58	MG	1H	3077	1/1	0.98	0.23	60,60,60,60	0
58	MG	14	3337	1/1	0.98	0.06	66,66,66,66	0
58	MG	1H	3008	1/1	0.98	0.26	81,81,81,81	0
58	MG	1H	3385	1/1	0.98	0.20	47,47,47,47	0
58	MG	1H	3386	1/1	0.98	0.11	57,57,57,57	0
58	MG	14	3342	1/1	0.98	0.07	80,80,80,80	0
58	MG	1H	3001	1/1	0.98	0.32	43,43,43,43	0
58	MG	13	1716	1/1	0.98	0.07	76,76,76,76	0
58	MG	1H	3344	1/1	0.98	0.13	58,58,58,58	0
58	MG	1H	3437	1/1	0.98	0.09	58,58,58,58	0
58	MG	14	3127	1/1	0.98	0.27	69,69,69,69	0
58	MG	1H	3390	1/1	0.98	0.09	50,50,50,50	0
58	MG	14	3130	1/1	0.98	0.53	86,86,86,86	0
58	MG	1H	3289	1/1	0.98	0.17	49,49,49,49	0
58	MG	1H	3029	1/1	0.98	0.35	42,42,42,42	0
58	MG	14	3202	1/1	0.98	0.31	63,63,63,63	0
58	MG	1H	3143	1/1	0.98	0.14	56,56,56,56	0
58	MG	1H	3348	1/1	0.98	0.19	50,50,50,50	0
58	MG	14	3356	1/1	0.98	0.17	58,58,58,58	0
58	MG	1H	3349	1/1	0.98	0.18	64,64,64,64	0
58	MG	1H	3102	1/1	0.98	0.39	35,35,35,35	0
58	MG	14	3207	1/1	0.98	0.37	80,80,80,80	0
58	MG	14	3361	1/1	0.98	0.15	64,64,64,64	0
58	MG	1H	3191	1/1	0.98	0.50	90,90,90,90	0
58	MG	14	3139	1/1	0.98	0.34	99,99,99,99	0
58	MG	14	3009	1/1	0.98	0.46	52,52,52,52	0
58	MG	14	3010	1/1	0.98	0.48	41,41,41,41	0
58	MG	14	3071	1/1	0.98	0.58	68,68,68,68	0
58	MG	14	3011	1/1	0.98	0.59	48,48,48,48	0
58	MG	13	1721	1/1	0.98	0.12	66,66,66,66	0
58	MG	14	3145	1/1	0.98	0.32	65,65,65,65	0
58	MG	1H	3241	1/1	0.98	0.35	66,66,66,66	0
58	MG	1H	3400	1/1	0.98	0.11	72,72,72,72	0
58	MG	14	3372	1/1	0.98	0.09	70,70,70,70	0
58	MG	14	3373	1/1	0.98	0.19	61,61,61,61	0
58	MG	14	3218	1/1	0.98	0.56	62,62,62,62	0
58	MG	14	3375	1/1	0.98	0.07	97,97,97,97	0
58	MG	1H	3169	1/1	0.98	0.21	85,85,85,85	0
58	MG	1H	3402	1/1	0.98	0.15	51,51,51,51	0
58	MG	1H	3051	1/1	0.98	0.35	45,45,45,45	0

*Continued on next page...*



*Continued from previous page...*

Mol	Type	Chain	Res	Atoms	RSCC	RSR	B-factors( $\text{\AA}^2$ )	Q<0.9
58	MG	14	3079	1/1	0.98	0.46	70,70,70,70	0
58	MG	1H	3124	1/1	0.98	0.36	46,46,46,46	0
58	MG	14	3081	1/1	0.98	0.32	76,76,76,76	0
58	MG	1H	3453	1/1	0.98	0.10	84,84,84,84	0
58	MG	1H	3052	1/1	0.98	0.33	53,53,53,53	0
58	MG	1H	3360	1/1	0.98	0.10	61,61,61,61	0
58	MG	13	1602	1/1	0.98	0.28	86,86,86,86	0
58	MG	1H	3013	1/1	0.98	0.29	82,82,82,82	0
58	MG	13	1674	1/1	0.98	0.09	91,91,91,91	0
58	MG	1H	3365	1/1	0.98	0.14	74,74,74,74	0
58	MG	1H	3366	1/1	0.98	0.14	76,76,76,76	0
58	MG	1H	3109	1/1	0.98	0.30	47,47,47,47	0
58	MG	14	3092	1/1	0.98	0.32	76,76,76,76	0
58	MG	1G	1669	1/1	0.98	0.36	107,107,107,107	0
58	MG	1H	3006	1/1	0.98	0.36	46,46,46,46	0
58	MG	1H	3369	1/1	0.98	0.18	49,49,49,49	0
58	MG	1H	3060	1/1	0.98	0.40	61,61,61,61	0
58	MG	1H	3074	1/1	0.98	0.29	64,64,64,64	0
58	MG	1H	3373	1/1	0.98	0.12	51,51,51,51	0
58	MG	1H	3374	1/1	0.98	0.16	53,53,53,53	0
58	MG	13	1611	1/1	0.98	0.24	72,72,72,72	0
58	MG	14	3102	1/1	0.98	0.26	61,61,61,61	0
58	MG	1H	3255	1/1	0.98	0.39	73,73,73,73	0
58	MG	1H	3134	1/1	0.98	0.08	69,69,69,69	0
58	MG	1H	3093	1/1	0.98	0.36	72,72,72,72	0
58	MG	1H	3424	1/1	0.98	0.10	48,48,48,48	0
58	MG	14	3040	1/1	0.98	0.35	59,59,59,59	0
58	MG	14	3041	1/1	0.98	0.35	54,54,54,54	0
58	MG	29	303	1/1	0.98	0.40	52,52,52,52	0
58	MG	14	3043	1/1	0.98	0.38	57,57,57,57	0
58	MG	14	3044	1/1	0.98	0.51	64,64,64,64	0
58	MG	14	3046	1/1	0.98	0.28	66,66,66,66	0
58	MG	1H	3425	1/1	0.98	0.12	63,63,63,63	0
58	MG	14	3327	1/1	0.98	0.16	59,59,59,59	0
58	MG	14	3113	1/1	0.98	0.41	73,73,73,73	0
58	MG	14	3048	1/1	0.98	0.29	90,90,90,90	0
58	MG	14	3331	1/1	0.98	0.14	63,63,63,63	0
58	MG	1H	3076	1/1	0.98	0.41	65,65,65,65	0
58	MG	14	3050	1/1	0.98	0.51	59,59,59,59	0
59	SF4	3E	301	8/8	0.98	0.17	86,99,103,105	0
58	MG	1H	3427	1/1	0.98	0.07	72,72,72,72	0
60	ZN	5A	101	1/1	0.98	0.08	142,142,142,142	0

*Continued on next page...*

*Continued from previous page...*

Mol	Type	Chain	Res	Atoms	RSCC	RSR	B-factors( $\text{\AA}^2$ )	Q<0.9
58	MG	1H	3339	1/1	0.98	0.43	48,48,48,48	0
58	MG	14	3354	1/1	0.99	0.10	70,70,70,70	0
58	MG	1H	3054	1/1	0.99	0.24	52,52,52,52	0
58	MG	1H	3059	1/1	0.99	0.24	49,49,49,49	0
58	MG	14	3357	1/1	0.99	0.22	76,76,76,76	0
58	MG	1H	3372	1/1	0.99	0.11	62,62,62,62	0
58	MG	13	1638	1/1	0.99	0.26	59,59,59,59	0
58	MG	14	3128	1/1	0.99	0.45	58,58,58,58	0
58	MG	1H	3147	1/1	0.99	0.31	64,64,64,64	0
58	MG	14	3298	1/1	0.99	0.90	64,64,64,64	0
58	MG	14	3329	1/1	0.99	0.17	56,56,56,56	0
58	MG	1H	3248	1/1	0.99	0.50	74,74,74,74	0
58	MG	1H	3138	1/1	0.99	0.41	58,58,58,58	0
58	MG	1H	3411	1/1	0.99	0.12	69,69,69,69	0
58	MG	13	1709	1/1	0.99	0.07	92,92,92,92	0
58	MG	1H	3378	1/1	0.99	0.16	53,53,53,53	0
58	MG	1H	3363	1/1	0.99	0.06	68,68,68,68	0
58	MG	1H	3099	1/1	0.99	0.20	55,55,55,55	0
58	MG	1H	3351	1/1	0.99	0.08	46,46,46,46	0
58	MG	14	3138	1/1	0.99	0.32	45,45,45,45	0
58	MG	14	3339	1/1	0.99	0.11	82,82,82,82	0
58	MG	1G	1623	1/1	0.99	0.50	62,62,62,62	0
58	MG	1H	3435	1/1	0.99	0.13	56,56,56,56	0
58	MG	1H	3352	1/1	0.99	0.12	61,61,61,61	0
58	MG	1H	3383	1/1	0.99	0.17	60,60,60,60	0
58	MG	1H	3092	1/1	0.99	0.26	49,49,49,49	0
58	MG	14	3042	1/1	0.99	0.54	70,70,70,70	0
58	MG	14	3091	1/1	0.99	0.43	86,86,86,86	0
58	MG	1H	3053	1/1	0.99	0.34	50,50,50,50	0
58	MG	2L	101	1/1	0.99	0.56	73,73,73,73	0
58	MG	14	3045	1/1	0.99	0.33	58,58,58,58	0
58	MG	1G	1608	1/1	0.99	0.18	89,89,89,89	0
59	SF4	32	301	8/8	0.99	0.15	115,123,133,136	0
60	ZN	5I	101	1/1	0.99	0.13	102,102,102,102	0
58	MG	1H	3094	1/1	0.99	0.37	64,64,64,64	0
58	MG	14	3320	1/1	0.99	0.18	64,64,64,64	0
58	MG	14	3097	1/1	0.99	0.22	65,65,65,65	0

## 6.5 Other polymers i

There are no such residues in this entry.