



# Full wwPDB X-ray Structure Validation Report ⓘ

Oct 7, 2023 – 10:20 PM EDT

PDB ID : 6DV5  
Title : Oligomeric complex of a Hsp27 24-mer at 3.6 Å resolution  
Authors : Aguda, A.H.; Brayer, G.D.  
Deposited on : 2018-06-22  
Resolution : 3.58 Å(reported)

This is a Full wwPDB X-ray Structure Validation Report for a publicly released PDB entry.

We welcome your comments at [validation@mail.wwpdb.org](mailto:validation@mail.wwpdb.org)

A user guide is available at

<https://www.wwpdb.org/validation/2017/XrayValidationReportHelp>

with specific help available everywhere you see the ⓘ symbol.

The types of validation reports are described at

<http://www.wwpdb.org/validation/2017/FAQs#types>.

---

The following versions of software and data (see [references ⓘ](#)) were used in the production of this report:

MolProbity : 4.02b-467  
Xtriage (Phenix) : 1.13  
EDS : 2.35.1  
Percentile statistics : 20191225.v01 (using entries in the PDB archive December 25th 2019)  
Refmac : 5.8.0158  
CCP4 : 7.0.044 (Gargrove)  
Ideal geometry (proteins) : Engh & Huber (2001)  
Ideal geometry (DNA, RNA) : Parkinson et al. (1996)  
Validation Pipeline (wwPDB-VP) : 2.35.1

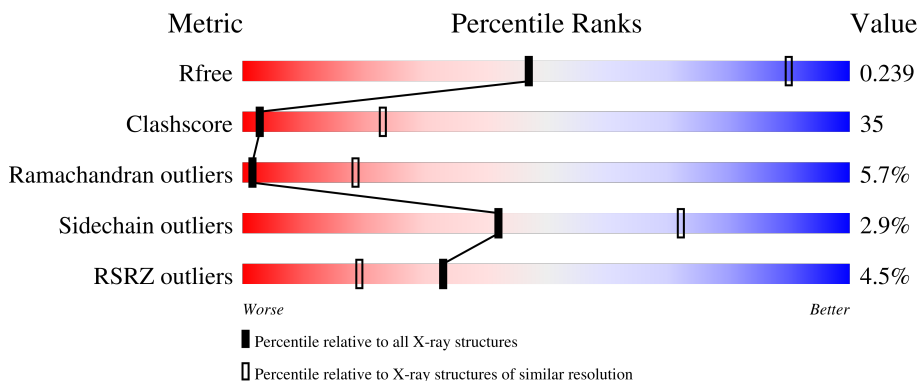
# 1 Overall quality at a glance

The following experimental techniques were used to determine the structure:

*X-RAY DIFFRACTION*

The reported resolution of this entry is 3.58 Å.

Percentile scores (ranging between 0-100) for global validation metrics of the entry are shown in the following graphic. The table shows the number of entries on which the scores are based.



Metric	Whole archive (#Entries)	Similar resolution (#Entries, resolution range(Å))
$R_{free}$	130704	1094 (3.66-3.50)
Clashscore	141614	1181 (3.66-3.50)
Ramachandran outliers	138981	1143 (3.66-3.50)
Sidechain outliers	138945	1143 (3.66-3.50)
RSRZ outliers	127900	1012 (3.66-3.50)

The table below summarises the geometric issues observed across the polymeric chains and their fit to the electron density. The red, orange, yellow and green segments of the lower bar indicate the fraction of residues that contain outliers for  $\geq 3$ , 2, 1 and 0 types of geometric quality criteria respectively. A grey segment represents the fraction of residues that are not modelled. The numeric value for each fraction is indicated below the corresponding segment, with a dot representing fractions  $\leq 5\%$ . The upper red bar (where present) indicates the fraction of residues that have poor fit to the electron density. The numeric value is given above the bar.

Mol	Chain	Length	Quality of chain
1	A	205	 7% 47% 34% 7% 12%
1	B	205	 7% 41% 32% 24%
1	C	205	 % 44% 30% 6% 19%
1	D	205	 % 41% 35% 20%
1	E	205	 5% 46% 32% 6% 16%

*Continued on next page...*

Continued from previous page...

Mol	Chain	Length	Quality of chain
1	F	205	<p>3% 55% 24% 20%</p>
1	G	205	<p>4% 55% 25% 7% 13%</p>
1	H	205	<p>7% 52% 21% 5% 22%</p>
1	I	205	<p>2% 47% 32% 18%</p>
1	J	205	<p>4% 51% 26% 21%</p>
1	K	205	<p>5% 60% 22% 15%</p>
1	L	205	<p>1% 57% 22% 20%</p>
1	M	205	<p>6% 45% 33% 8% 14%</p>
1	N	205	<p>4% 53% 24% 21%</p>
1	O	205	<p>4% 46% 33% 6% 15%</p>
1	P	205	<p>1% 52% 26% 20%</p>
1	Q	205	<p>2% 49% 22% 6% 21%</p>
1	R	205	<p>3% 60% 20% 19%</p>
1	S	205	<p>5% 50% 33% 5% 12%</p>
1	T	205	<p>2% 54% 25% 19%</p>
1	U	205	<p>2% 41% 37% 7% 15%</p>
1	V	205	<p>1% 51% 25% 21%</p>
1	W	205	<p>5% 52% 27% 18%</p>
1	X	205	<p>2% 52% 26% 19%</p>

## 2 Entry composition [i](#)

There is only 1 type of molecule in this entry. The entry contains 32356 atoms, of which 0 are hydrogens and 0 are deuteriums.

In the tables below, the ZeroOcc column contains the number of atoms modelled with zero occupancy, the AltConf column contains the number of residues with at least one atom in alternate conformation and the Trace column contains the number of residues modelled with at most 2 atoms.

- Molecule 1 is a protein called Heat shock protein beta-1.

Mol	Chain	Residues	Atoms					ZeroOcc	AltConf	Trace
			Total	C	N	O	S			
1	B	156	Total 1256	C 799	N 219	O 236	S 2	0	0	0
1	A	181	Total 1442	C 909	N 256	O 274	S 3	0	0	0
1	D	165	Total 1335	C 844	N 240	O 249	S 2	0	0	0
1	F	163	Total 1307	C 826	N 233	O 246	S 2	0	0	0
1	H	160	Total 1292	C 815	N 232	O 242	S 3	0	0	0
1	J	162	Total 1307	C 827	N 232	O 246	S 2	0	0	0
1	L	165	Total 1321	C 835	N 232	O 251	S 3	0	0	0
1	N	162	Total 1302	C 822	N 232	O 245	S 3	0	0	0
1	P	164	Total 1316	C 832	N 233	O 248	S 3	0	0	0
1	R	167	Total 1339	C 846	N 237	O 253	S 3	0	0	0
1	T	166	Total 1331	C 841	N 236	O 252	S 2	0	0	0
1	V	161	Total 1295	C 820	N 229	O 243	S 3	0	0	0
1	X	166	Total 1334	C 843	N 236	O 252	S 3	0	0	0
1	C	166	Total 1335	C 845	N 236	O 251	S 3	0	0	0
1	E	173	Total 1378	C 873	N 241	O 262	S 2	0	0	0
1	G	179	Total 1427	C 900	N 254	O 271	S 2	0	0	0

*Continued on next page...*

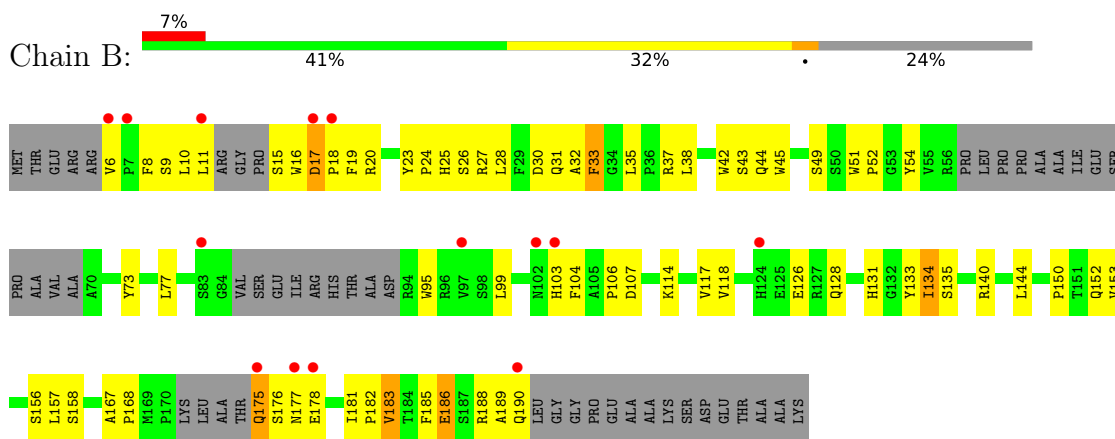
*Continued from previous page...*

Mol	Chain	Residues	Atoms					ZeroOcc	AltConf	Trace
1	I	169	Total	C	N	O	S	0	0	0
			1347	855	237	253	2			
1	K	175	Total	C	N	O	S	0	0	0
			1403	884	249	267	3			
1	M	177	Total	C	N	O	S	0	0	0
			1411	891	252	266	2			
1	O	174	Total	C	N	O	S	0	0	0
			1388	878	247	260	3			
1	Q	161	Total	C	N	O	S	0	0	0
			1301	823	232	243	3			
1	S	180	Total	C	N	O	S	0	0	0
			1435	905	255	272	3			
1	U	175	Total	C	N	O	S	0	0	0
			1395	881	249	262	3			
1	W	169	Total	C	N	O	S	0	0	0
			1359	861	242	253	3			

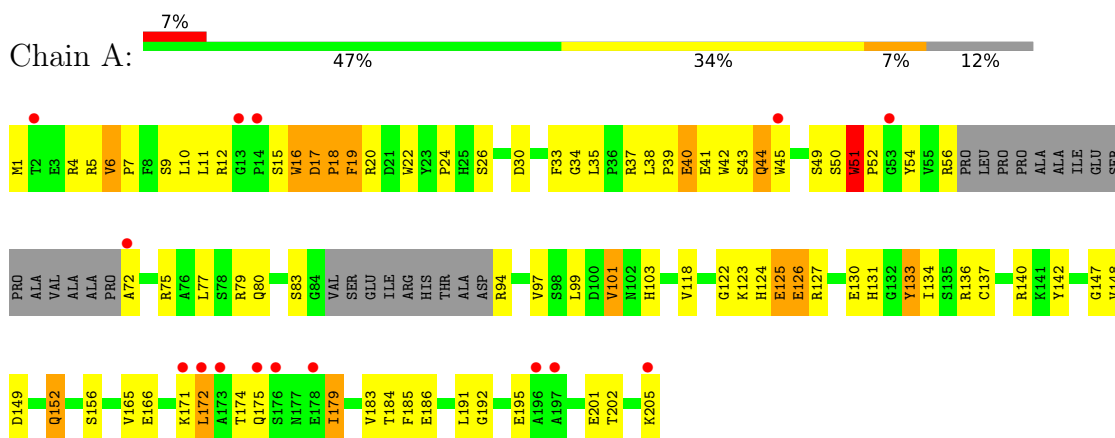
### 3 Residue-property plots [i](#)

These plots are drawn for all protein, RNA, DNA and oligosaccharide chains in the entry. The first graphic for a chain summarises the proportions of the various outlier classes displayed in the second graphic. The second graphic shows the sequence view annotated by issues in geometry and electron density. Residues are color-coded according to the number of geometric quality criteria for which they contain at least one outlier: green = 0, yellow = 1, orange = 2 and red = 3 or more. A red dot above a residue indicates a poor fit to the electron density ( $RSRZ > 2$ ). Stretches of 2 or more consecutive residues without any outlier are shown as a green connector. Residues present in the sample, but not in the model, are shown in grey.

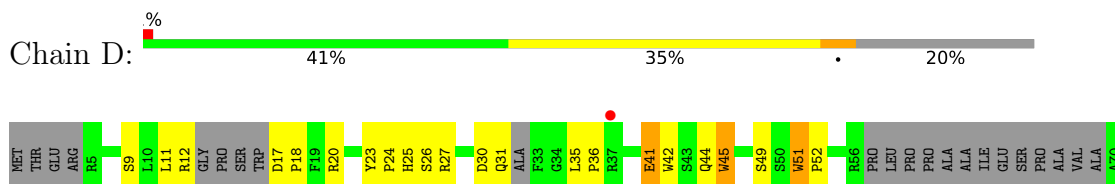
- Molecule 1: Heat shock protein beta-1

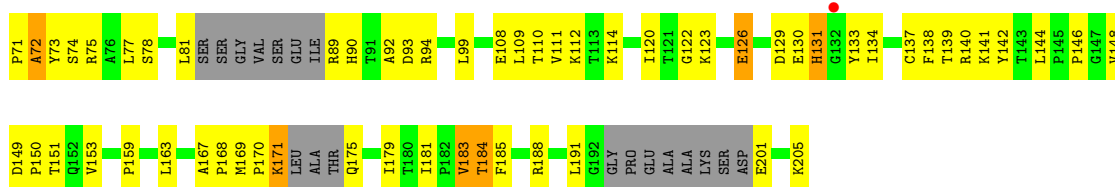


- Molecule 1: Heat shock protein beta-1

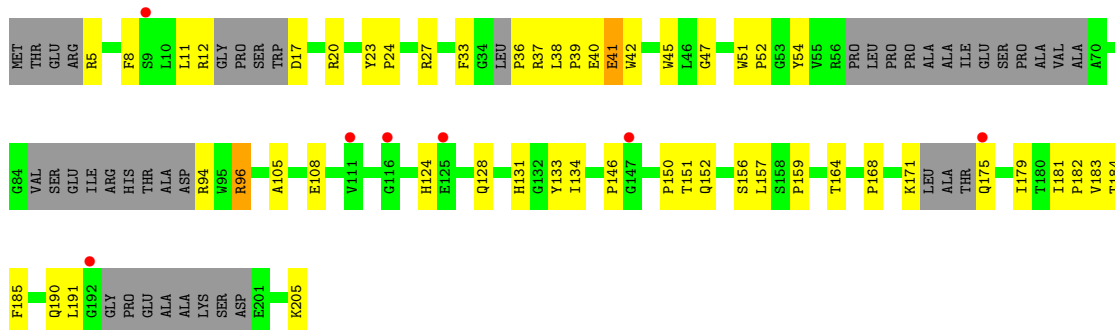


- Molecule 1: Heat shock protein beta-1

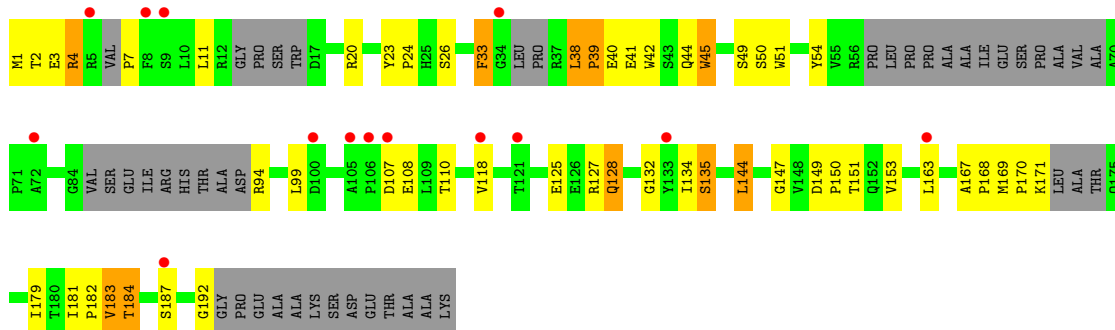




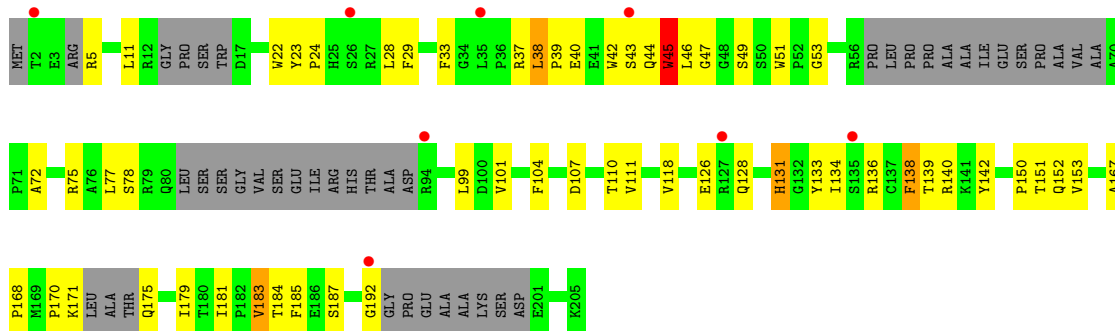
● Molecule 1: Heat shock protein beta-1



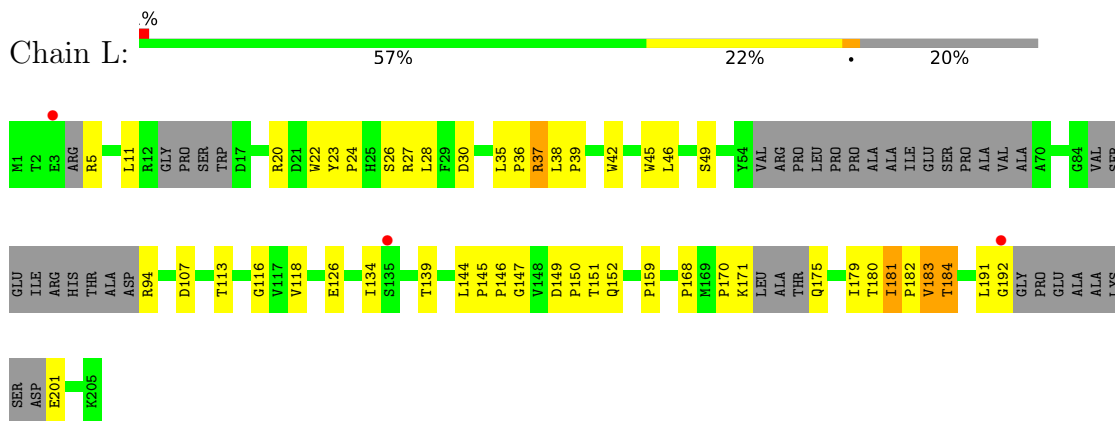
● Molecule 1: Heat shock protein beta-1



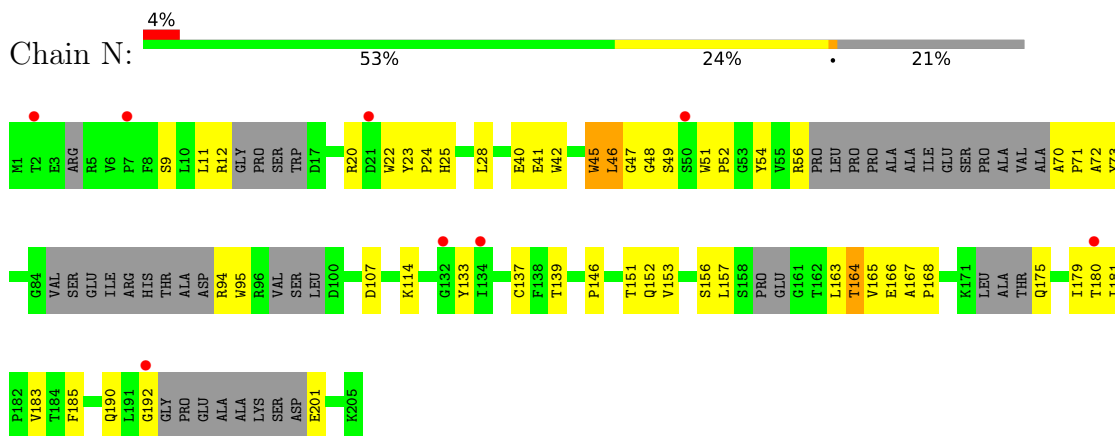
● Molecule 1: Heat shock protein beta-1



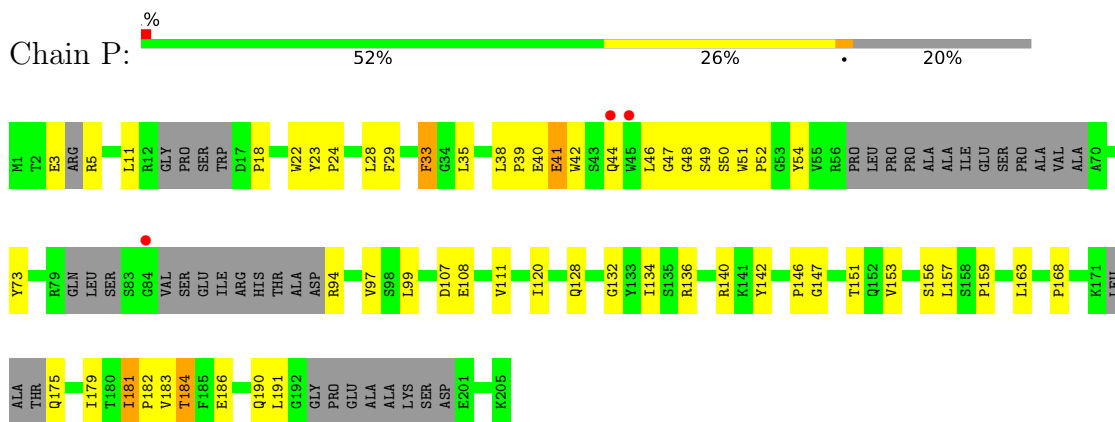
- Molecule 1: Heat shock protein beta-1



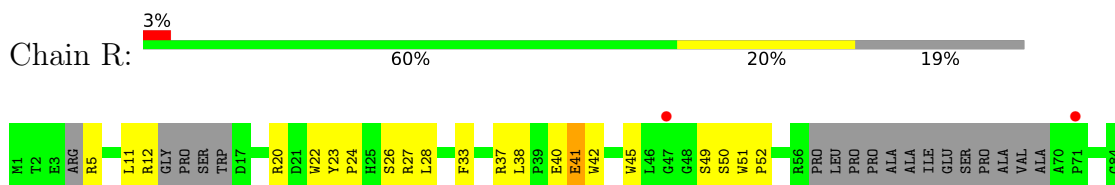
- Molecule 1: Heat shock protein beta-1



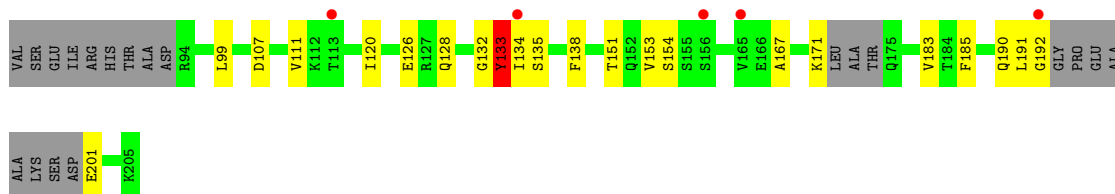
- Molecule 1: Heat shock protein beta-1



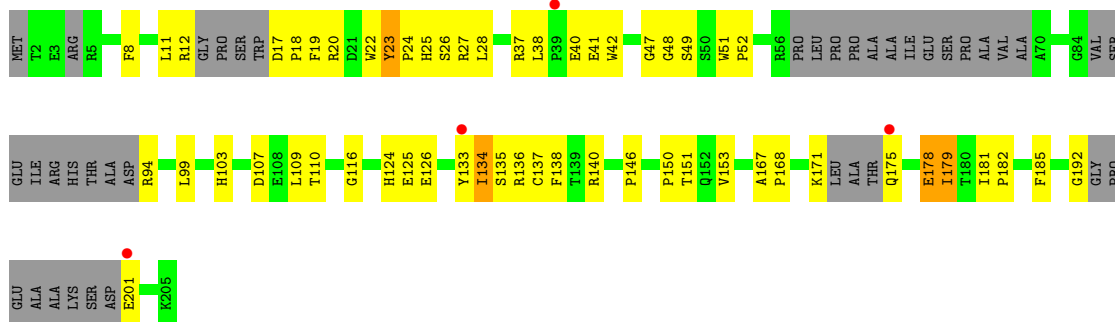
- Molecule 1: Heat shock protein beta-1



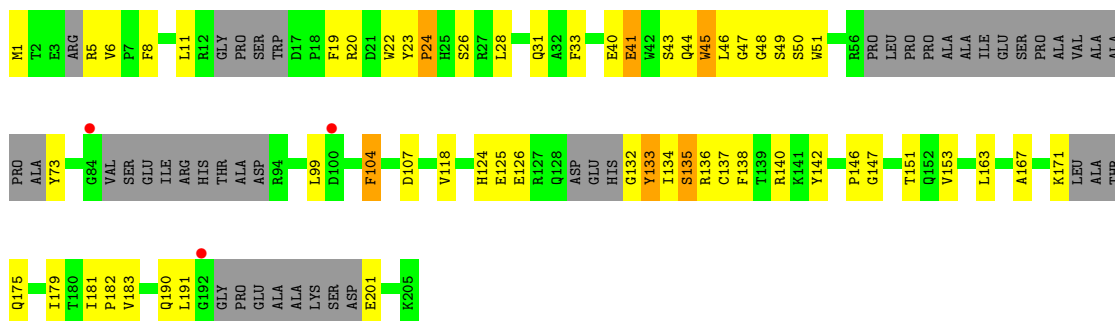




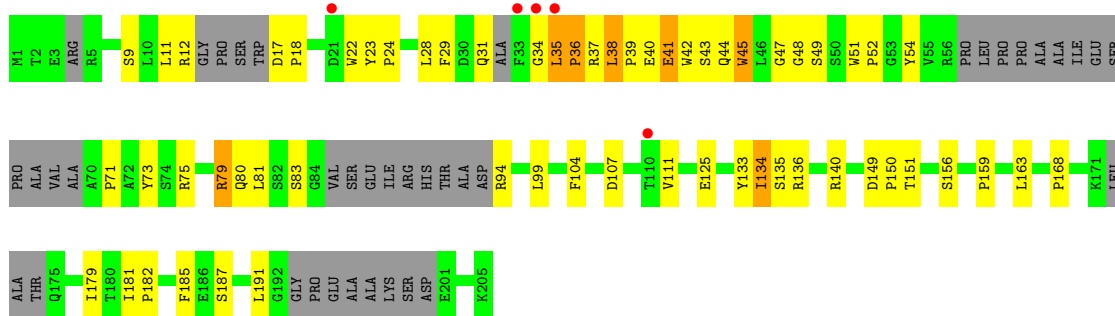
- Molecule 1: Heat shock protein beta-1



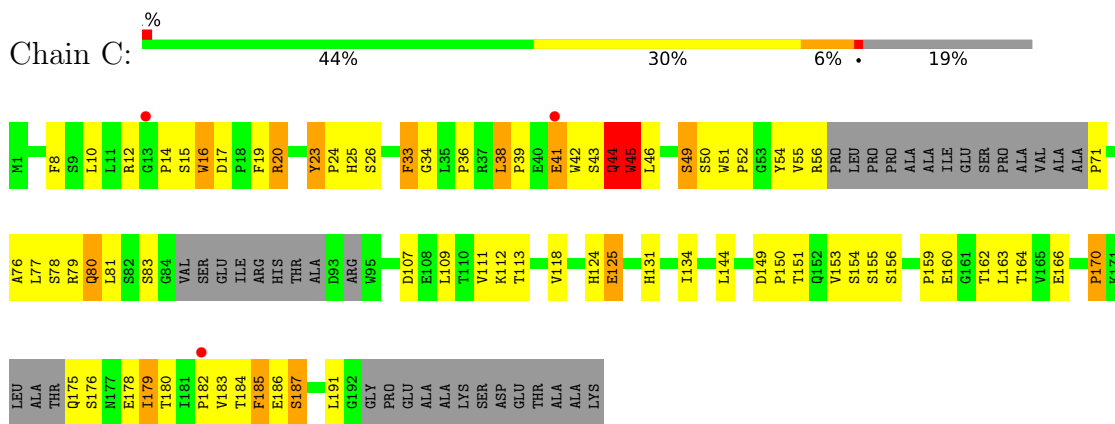
- Molecule 1: Heat shock protein beta-1



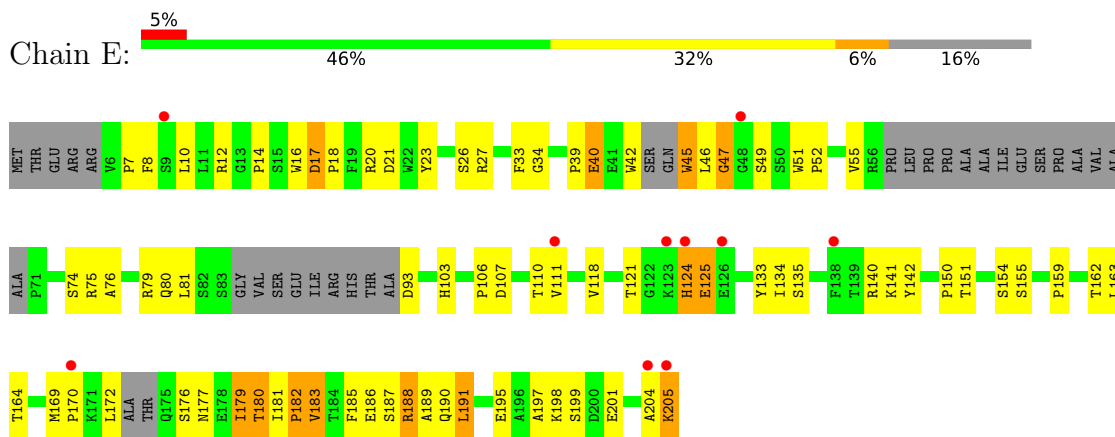
- Molecule 1: Heat shock protein beta-1



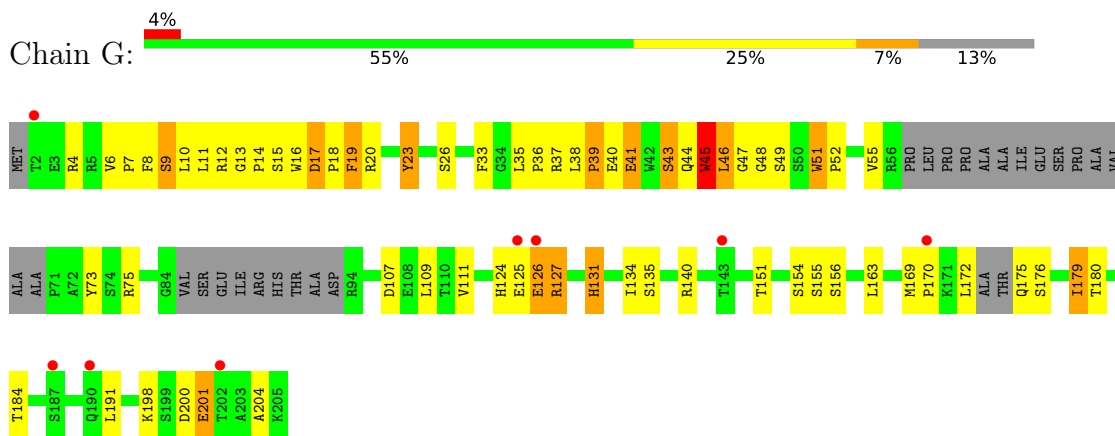
- Molecule 1: Heat shock protein beta-1



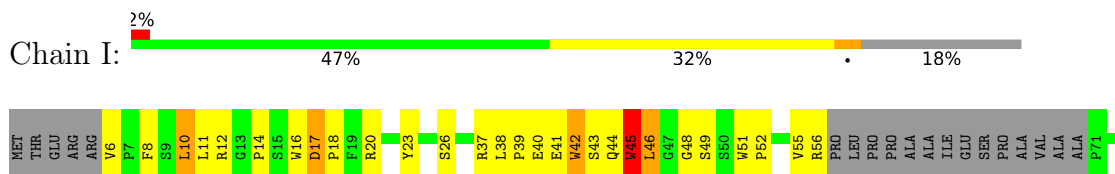
- Molecule 1: Heat shock protein beta-1

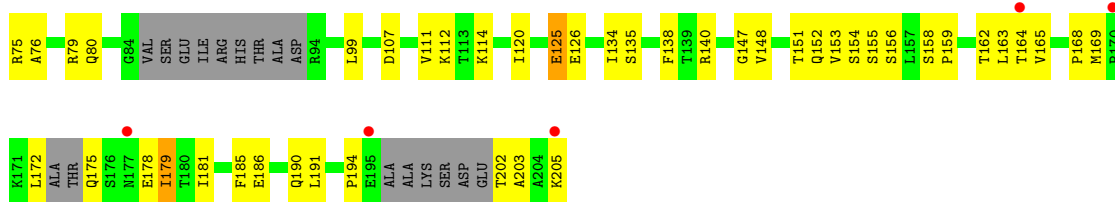


- Molecule 1: Heat shock protein beta-1

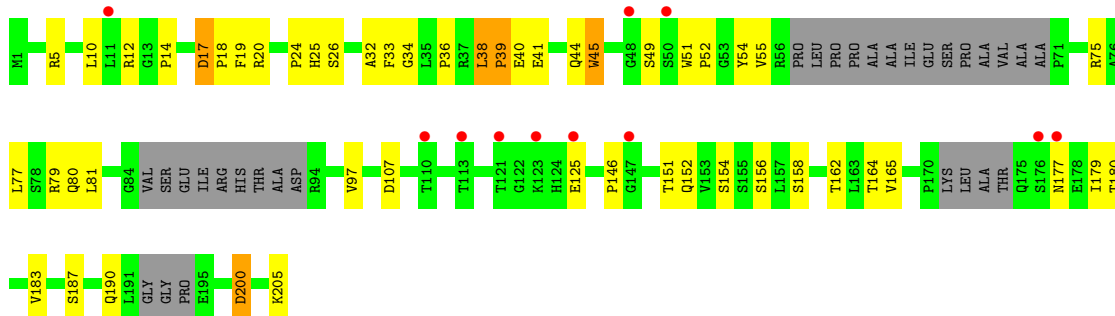


- Molecule 1: Heat shock protein beta-1

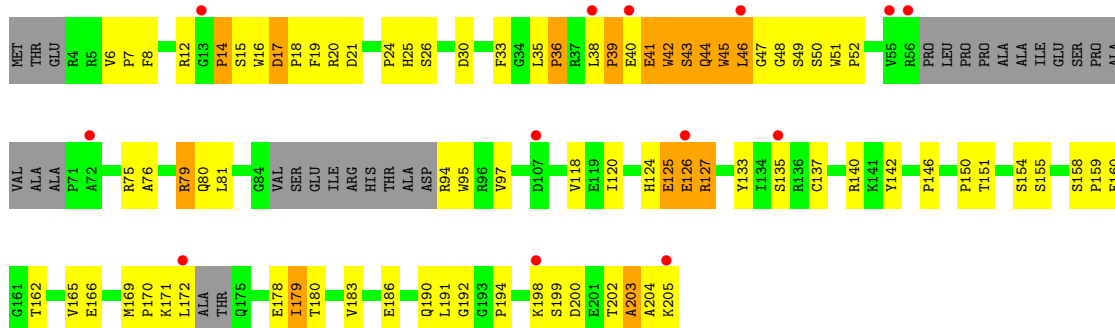




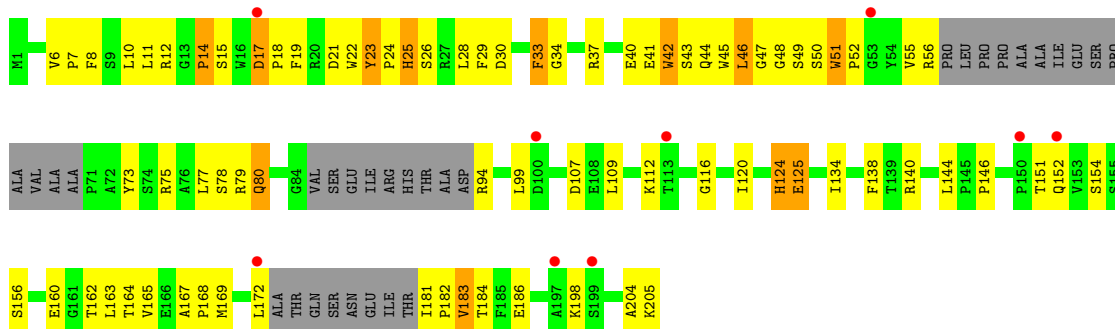
• Molecule 1: Heat shock protein beta-1



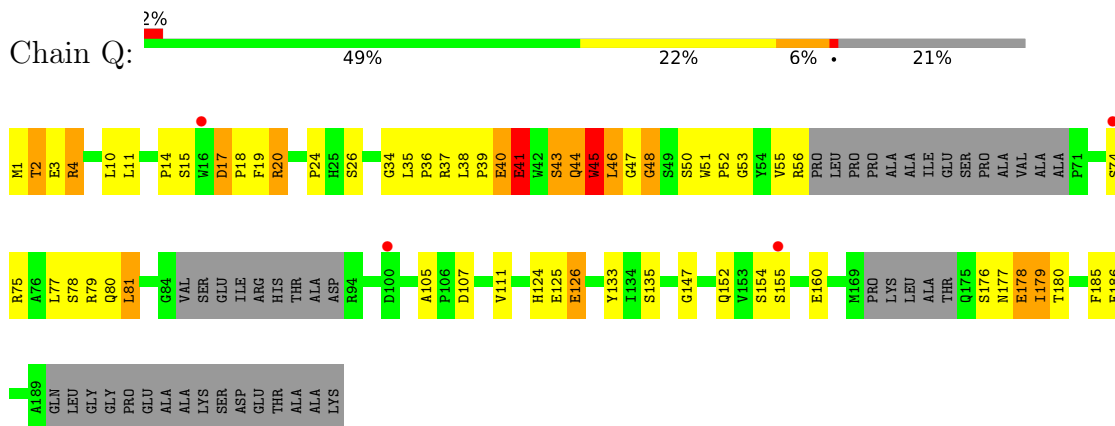
• Molecule 1: Heat shock protein beta-1



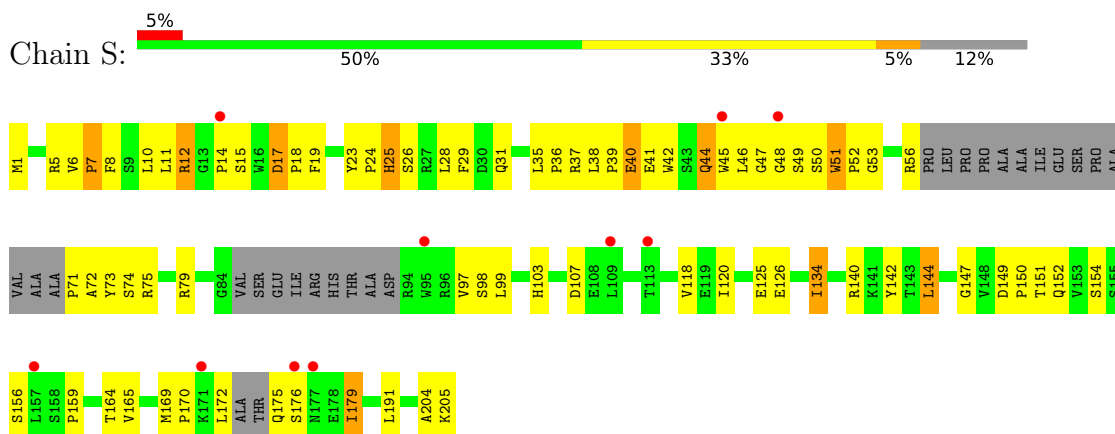
• Molecule 1: Heat shock protein beta-1



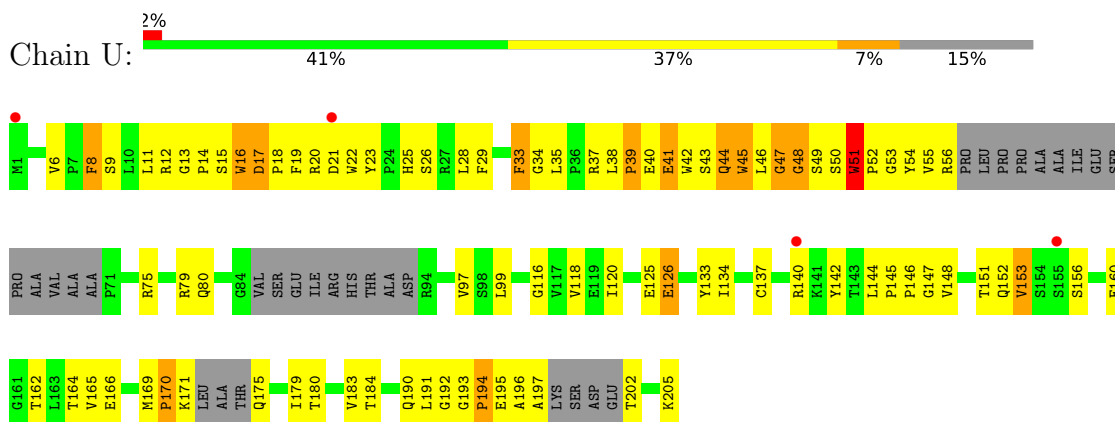
- Molecule 1: Heat shock protein beta-1



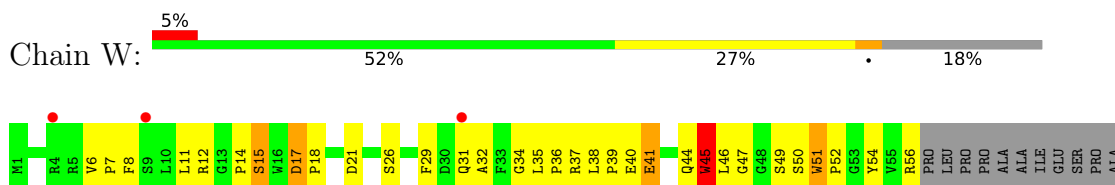
- Molecule 1: Heat shock protein beta-1

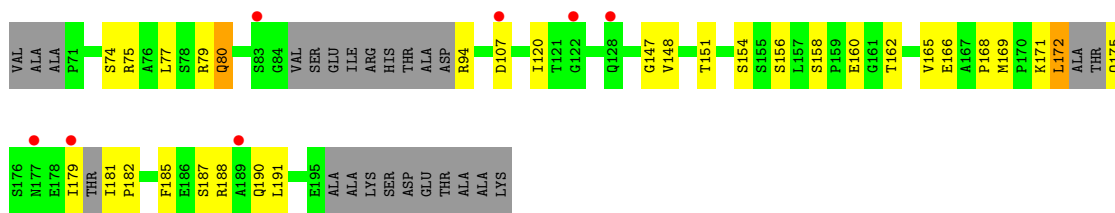


- Molecule 1: Heat shock protein beta-1



- Molecule 1: Heat shock protein beta-1





## 4 Data and refinement statistics i

Property	Value	Source
Space group	H 3	Depositor
Cell constants a, b, c, $\alpha$ , $\beta$ , $\gamma$	324.70Å 324.70Å 198.76Å 90.00° 90.00° 120.00°	Depositor
Resolution (Å)	93.73 – 3.58 93.73 – 3.58	Depositor EDS
% Data completeness (in resolution range)	99.8 (93.73-3.58) 99.8 (93.73-3.58)	Depositor EDS
$R_{merge}$	(Not available)	Depositor
$R_{sym}$	(Not available)	Depositor
$\langle I/\sigma(I) \rangle$ <sup>1</sup>	18.26 (at 3.58Å)	Xtrriage
Refinement program	REFMAC 5.8.0107	Depositor
R, $R_{free}$	0.238 , 0.242 0.235 , 0.239	Depositor DCC
$R_{free}$ test set	4645 reflections (5.05%)	wwPDB-VP
Wilson B-factor (Å <sup>2</sup> )	48.3	Xtrriage
Anisotropy	0.096	Xtrriage
Bulk solvent $k_{sol}$ (e/Å <sup>3</sup> ), $B_{sol}$ (Å <sup>2</sup> )	0.35 , 26.9	EDS
L-test for twinning <sup>2</sup>	$\langle  L  \rangle = 0.50$ , $\langle L^2 \rangle = 0.34$	Xtrriage
Estimated twinning fraction	0.000 for -2/3*h-1/3*k-4/3*l,-1/3*h-2/3*k+ 4/3*l,-1/3*h+1/3*k+1/3*l 0.000 for -h,1/3*h-1/3*k-4/3*l,-1/3*h-2/3*k +1/3*l 0.000 for -1/3*h+1/3*k+4/3*l,-k,2/3*h+1/ 3*k+1/3*l 0.000 for -h,2/3*h+1/3*k+4/3*l,1/3*h+2/3 *k-1/3*l 0.000 for -1/3*h-2/3*k+4/3*l,-2/3*h-1/3*k- 4/3*l,1/3*h-1/3*k-1/3*l 0.002 for 1/3*h+2/3*k-4/3*l,-k,-2/3*h-1/3* k-1/3*l 0.000 for h,-h-k,-l	Xtrriage

Continued on next page...

<sup>1</sup>Intensities estimated from amplitudes.

<sup>2</sup>Theoretical values of  $\langle |L| \rangle$ ,  $\langle L^2 \rangle$  for acentric reflections are 0.5, 0.333 respectively for untwinned datasets, and 0.375, 0.2 for perfectly twinned datasets.

*Continued from previous page...*

Property	Value	Source
Reported twinning fraction	0.580 for H, K, L 0.057 for K, H, -L 0.062 for -K, -1/3H+1/3K+4/3L, -2/3H-1/3K-1/3L 0.061 for -1/3H+1/3K+4/3L, -K, 2/3H+1/3K+1/3L 0.062 for 1/3H-1/3K-4/3L, -H, 1/3H+2/3K-1/3L 0.061 for -H, 1/3H-1/3K-4/3L, -1/3H-2/3K+1/3L 0.059 for -1/3H-2/3K+4/3L, H+K, -1/3H+1/3K+1/3L 0.059 for -2/3H-1/3K-4/3L, H+K, 1/3H-1/3K-1/3L	Depositor
Outliers	0 of 91924 reflections	Xtrriage
$F_o, F_c$ correlation	0.82	EDS
Total number of atoms	32356	wwPDB-VP
Average B, all atoms ( $\text{\AA}^2$ )	66.0	wwPDB-VP

Xtrriage's analysis on translational NCS is as follows: *The largest off-origin peak in the Patterson function is 1.69% of the height of the origin peak. No significant pseudotranslation is detected.*

## 5 Model quality [i](#)

### 5.1 Standard geometry [i](#)

The Z score for a bond length (or angle) is the number of standard deviations the observed value is removed from the expected value. A bond length (or angle) with  $|Z| > 5$  is considered an outlier worth inspection. RMSZ is the root-mean-square of all Z scores of the bond lengths (or angles).

Mol	Chain	Bond lengths		Bond angles	
		RMSZ	# Z  >5	RMSZ	# Z  >5
1	A	0.75	0/1483	0.84	0/2014
1	B	0.69	0/1294	0.80	0/1761
1	C	0.71	0/1373	0.81	1/1863 (0.1%)
1	D	0.68	0/1370	0.79	0/1855
1	E	0.71	0/1417	0.84	1/1923 (0.1%)
1	F	0.67	0/1341	0.79	0/1814
1	G	0.70	0/1467	0.83	0/1990
1	H	0.68	0/1325	0.77	0/1791
1	I	0.68	0/1386	0.84	1/1881 (0.1%)
1	J	0.67	0/1341	0.79	0/1816
1	K	0.69	0/1441	0.83	1/1953 (0.1%)
1	L	0.66	0/1355	0.74	0/1834
1	M	0.69	0/1451	0.78	1/1968 (0.1%)
1	N	0.69	0/1333	0.81	0/1799
1	O	0.64	0/1428	0.81	1/1936 (0.1%)
1	P	0.67	0/1349	0.78	0/1824
1	Q	0.71	0/1339	0.84	1/1818 (0.1%)
1	R	0.65	0/1373	0.80	0/1858
1	S	0.68	0/1475	0.84	1/2000 (0.1%)
1	T	0.70	0/1365	0.78	0/1848
1	U	0.73	0/1434	0.87	1/1944 (0.1%)
1	V	0.70	0/1326	0.80	0/1791
1	W	0.71	0/1398	0.83	1/1896 (0.1%)
1	X	0.68	0/1367	0.80	0/1848
All	All	0.69	0/33231	0.81	10/45025 (0.0%)

There are no bond length outliers.

All (10) bond angle outliers are listed below:

Mol	Chain	Res	Type	Atoms	Z	Observed(°)	Ideal(°)
1	Q	14	PRO	N-CA-CB	7.01	111.71	103.30
1	W	14	PRO	N-CA-CB	6.96	111.65	103.30
1	E	14	PRO	N-CA-CB	6.79	111.45	103.30

*Continued on next page...*



*Continued from previous page...*

Mol	Chain	Res	Type	Atoms	Z	Observed(°)	Ideal(°)
1	K	14	PRO	N-CA-CB	6.67	111.31	103.30
1	O	14	PRO	N-CA-CB	6.66	111.29	103.30
1	M	14	PRO	N-CA-CB	6.52	111.12	103.30
1	I	14	PRO	N-CA-CB	6.17	110.71	103.30
1	S	14	PRO	N-CA-CB	5.92	110.40	103.30
1	U	14	PRO	N-CA-CB	5.79	110.24	103.30
1	C	14	PRO	N-CA-CB	5.22	109.57	103.30

There are no chirality outliers.

There are no planarity outliers.

## 5.2 Too-close contacts

In the following table, the Non-H and H(model) columns list the number of non-hydrogen atoms and hydrogen atoms in the chain respectively. The H(added) column lists the number of hydrogen atoms added and optimized by MolProbity. The Clashes column lists the number of clashes within the asymmetric unit, whereas Symm-Clashes lists symmetry-related clashes.

Mol	Chain	Non-H	H(model)	H(added)	Clashes	Symm-Clashes
1	A	1442	0	1393	195	0
1	B	1256	0	1195	132	0
1	C	1335	0	1277	146	0
1	D	1335	0	1285	194	0
1	E	1378	0	1318	158	0
1	F	1307	0	1257	113	0
1	G	1427	0	1370	102	0
1	H	1292	0	1243	88	0
1	I	1347	0	1292	119	0
1	J	1307	0	1256	77	0
1	K	1403	0	1344	86	0
1	L	1321	0	1270	73	0
1	M	1411	0	1357	149	0
1	N	1302	0	1252	117	0
1	O	1388	0	1339	174	0
1	P	1316	0	1267	73	0
1	Q	1301	0	1245	113	0
1	R	1339	0	1292	86	0
1	S	1435	0	1382	163	0
1	T	1331	0	1280	95	0
1	U	1395	0	1342	144	0
1	V	1295	0	1257	113	0

*Continued on next page...*

Continued from previous page...

Mol	Chain	Non-H	H(model)	H(added)	Clashes	Symm-Clashes
1	W	1359	0	1306	127	0
1	X	1334	0	1286	84	0
All	All	32356	0	31105	2239	0

The all-atom clashscore is defined as the number of clashes found per 1000 atoms (including hydrogen atoms). The all-atom clashscore for this structure is 35.

All (2239) close contacts within the same asymmetric unit are listed below, sorted by their clash magnitude.

Atom-1	Atom-2	Interatomic distance (Å)	Clash overlap (Å)
1:A:33:PHE:CE1	1:A:35:LEU:HG	1.31	1.62
1:O:94:ARG:HB2	1:O:169:MET:CG	1.39	1.52
1:O:45:TRP:HB2	1:O:50:SER:CB	1.37	1.50
1:A:35:LEU:HB3	1:Q:46:LEU:CD2	1.42	1.45
1:A:15:SER:HB2	1:A:16:TRP:CE3	1.52	1.40
1:D:11:LEU:HD11	1:D:171:LYS:NZ	1.32	1.39
1:T:19:PHE:HA	1:T:28:LEU:CD2	1.52	1.38
1:N:152:GLN:HB3	1:N:168:PRO:CD	1.51	1.37
1:M:41:GLU:CD	1:M:42:TRP:H	1.28	1.35
1:Q:37:ARG:CB	1:Q:40:GLU:HG3	1.52	1.35
1:N:163:LEU:HD12	1:N:164:THR:N	1.39	1.34
1:N:45:TRP:CD1	1:N:48:GLY:HA3	1.61	1.34
1:T:178:GLU:O	1:T:179:ILE:HG12	1.24	1.34
1:O:45:TRP:CB	1:O:50:SER:HB2	1.58	1.33
1:L:36:PRO:O	1:L:37:ARG:HG3	1.22	1.33
1:S:175:GLN:HG3	1:S:191:LEU:CD1	1.59	1.33
1:B:18:PRO:HG3	1:B:77:LEU:CD2	1.59	1.32
1:M:202:THR:HG21	1:M:205:LYS:NZ	1.42	1.31
1:V:44:GLN:HB2	1:V:45:TRP:CZ3	1.64	1.31
1:Q:38:LEU:CD1	1:Q:39:PRO:HD3	1.59	1.30
1:N:45:TRP:HD1	1:N:48:GLY:CA	1.41	1.30
1:Q:37:ARG:HB2	1:Q:40:GLU:CG	1.59	1.30
1:D:146:PRO:HD2	1:D:175:GLN:NE2	1.44	1.29
1:N:152:GLN:CB	1:N:168:PRO:HD2	1.63	1.28
1:O:94:ARG:CB	1:O:169:MET:HG2	1.61	1.27
1:M:42:TRP:HB3	1:U:41:GLU:OE1	1.32	1.27
1:L:182:PRO:O	1:L:183:VAL:HG13	1.35	1.26
1:P:38:LEU:HD22	1:P:44:GLN:NE2	1.50	1.26
1:T:18:PRO:O	1:T:28:LEU:HD23	1.36	1.26
1:C:184:THR:CA	1:C:191:LEU:HD23	1.67	1.25
1:Q:38:LEU:HD12	1:Q:39:PRO:CD	1.66	1.24

Continued on next page...

*Continued from previous page...*

Atom-1	Atom-2	Interatomic distance (Å)	Clash overlap (Å)
1:Q:37:ARG:HD2	1:Q:40:GLU:CD	1.58	1.24
1:M:172:LEU:HD22	1:M:204:ALA:CB	1.70	1.22
1:S:29:PHE:CB	1:S:45:TRP:HZ2	1.52	1.22
1:D:159:PRO:CA	1:C:186:GLU:HG2	1.71	1.21
1:J:104:PHE:CE2	1:J:138:PHE:CE1	2.27	1.21
1:A:174:THR:O	1:A:191:LEU:HD13	1.41	1.20
1:S:10:LEU:O	1:S:10:LEU:HD12	1.39	1.20
1:X:133:TYR:CE1	1:X:134:ILE:HD11	1.76	1.19
1:B:17:ASP:HB3	1:B:18:PRO:CD	1.72	1.19
1:S:45:TRP:HD1	1:S:51:TRP:CH2	1.61	1.18
1:L:181:ILE:H	1:L:182:PRO:CD	1.49	1.18
1:V:133:TYR:CD1	1:U:142:TYR:HE1	1.60	1.18
1:D:159:PRO:CB	1:C:186:GLU:HG2	1.73	1.18
1:M:146:PRO:HG2	1:M:205:LYS:HD2	1.25	1.18
1:A:33:PHE:CE1	1:A:35:LEU:CG	2.26	1.17
1:Q:38:LEU:CG	1:Q:39:PRO:HD3	1.75	1.17
1:S:45:TRP:CD1	1:S:51:TRP:CH2	2.31	1.17
1:B:19:PHE:CA	1:B:28:LEU:HG	1.75	1.16
1:L:146:PRO:HB2	1:L:175:GLN:N	1.57	1.16
1:V:44:GLN:HB2	1:V:45:TRP:CE3	1.78	1.16
1:W:35:LEU:HD23	1:W:37:ARG:NH1	1.60	1.16
1:U:184:THR:HA	1:U:191:LEU:HD11	1.27	1.16
1:I:42:TRP:H	1:I:44:GLN:NE2	1.43	1.16
1:C:184:THR:HB	1:C:191:LEU:CD2	1.73	1.16
1:Q:38:LEU:HD12	1:Q:39:PRO:N	1.60	1.16
1:R:151:THR:HG21	1:S:154:SER:HB3	1.25	1.16
1:J:110:THR:HG22	1:K:180:THR:HG21	1.28	1.15
1:B:15:SER:O	1:B:20:ARG:HG3	1.46	1.15
1:L:151:THR:CG2	1:M:154:SER:HB3	1.76	1.14
1:M:12:ARG:HH12	1:M:21:ASP:HB3	1.09	1.14
1:W:35:LEU:HD23	1:W:37:ARG:HH12	1.04	1.14
1:D:81:LEU:HD13	1:D:92:ALA:CB	1.76	1.14
1:M:26:SER:HB3	1:U:40:GLU:OE1	1.47	1.14
1:C:44:GLN:HB3	1:W:44:GLN:HG3	1.30	1.14
1:C:184:THR:CB	1:C:191:LEU:HD23	1.77	1.14
1:B:17:ASP:HB3	1:B:18:PRO:HD3	1.26	1.14
1:I:181:ILE:HG22	1:I:190:GLN:NE2	1.61	1.14
1:J:104:PHE:CD2	1:J:138:PHE:CE1	2.37	1.13
1:L:149:ASP:OD1	1:L:152:GLN:HG2	1.49	1.13
1:V:44:GLN:CB	1:V:45:TRP:CZ3	2.30	1.13
1:O:37:ARG:HB2	1:O:40:GLU:OE1	1.46	1.13

*Continued on next page...*

*Continued from previous page...*

Atom-1	Atom-2	Interatomic distance (Å)	Clash overlap (Å)
1:W:37:ARG:HB2	1:W:40:GLU:HG2	1.31	1.13
1:I:45:TRP:CE3	1:I:46:LEU:CD1	2.31	1.12
1:T:19:PHE:CA	1:T:28:LEU:HD22	1.80	1.12
1:N:45:TRP:CD1	1:N:48:GLY:CA	2.27	1.11
1:N:45:TRP:HZ3	1:R:51:TRP:CD1	1.69	1.11
1:O:41:GLU:HB3	1:S:44:GLN:OE1	1.47	1.11
1:B:18:PRO:HG3	1:B:77:LEU:HD23	1.22	1.11
1:C:81:LEU:HD12	1:C:83:SER:N	1.64	1.11
1:M:172:LEU:HD22	1:M:204:ALA:HB1	1.19	1.11
1:A:12:ARG:NH1	1:A:16:TRP:H	1.48	1.10
1:V:44:GLN:CB	1:V:45:TRP:CE3	2.33	1.10
1:S:175:GLN:HG3	1:S:191:LEU:HD12	1.32	1.10
1:O:146:PRO:HG2	1:O:205:LYS:HD2	1.33	1.10
1:N:107:ASP:O	1:O:181:ILE:HD13	1.49	1.10
1:X:35:LEU:HB3	1:X:36:PRO:CD	1.81	1.10
1:H:1:MET:HG2	1:H:7:PRO:HD3	1.27	1.10
1:P:49:SER:HA	1:Q:52:PRO:HG3	1.27	1.09
1:T:23:TYR:HB2	1:T:24:PRO:CD	1.81	1.09
1:C:81:LEU:HD12	1:C:83:SER:H	0.95	1.09
1:A:45:TRP:HH2	1:Q:51:TRP:CD1	1.71	1.09
1:B:19:PHE:HA	1:B:28:LEU:HG	1.24	1.09
1:O:12:ARG:HH12	1:O:21:ASP:HB3	1.03	1.09
1:H:20:ARG:HH12	1:W:15:SER:HA	1.17	1.09
1:S:175:GLN:HG3	1:S:191:LEU:HD11	1.29	1.08
1:A:35:LEU:CB	1:Q:46:LEU:CD2	2.31	1.08
1:O:33:PHE:CE2	1:O:42:TRP:HA	1.89	1.08
1:I:45:TRP:CE3	1:I:46:LEU:HD12	1.88	1.08
1:B:17:ASP:CB	1:B:18:PRO:CD	2.29	1.07
1:A:124:HIS:HB2	1:A:136:ARG:HG2	1.35	1.07
1:D:146:PRO:HG2	1:D:175:GLN:HG3	1.15	1.07
1:P:38:LEU:CD2	1:P:44:GLN:HE21	1.66	1.07
1:U:12:ARG:HH12	1:U:21:ASP:HB3	1.19	1.07
1:R:52:PRO:HB2	1:S:10:LEU:HD13	1.30	1.07
1:C:184:THR:N	1:C:191:LEU:HD23	1.70	1.06
1:M:178:GLU:O	1:M:179:ILE:HG22	1.55	1.06
1:F:108:GLU:HB2	1:E:180:THR:HG21	1.33	1.06
1:A:12:ARG:HD3	1:X:12:ARG:HH22	1.13	1.06
1:V:19:PHE:HA	1:V:28:LEU:HD12	1.11	1.06
1:M:6:VAL:HG12	1:M:8:PHE:CZ	1.91	1.06
1:B:16:TRP:HE1	1:Q:15:SER:CB	1.67	1.06
1:N:152:GLN:HB3	1:N:168:PRO:CG	1.86	1.06

*Continued on next page...*

*Continued from previous page...*

Atom-1	Atom-2	Interatomic distance (Å)	Clash overlap (Å)
1:Q:38:LEU:CD1	1:Q:39:PRO:CD	2.27	1.06
1:S:29:PHE:HB3	1:S:45:TRP:HZ2	1.17	1.06
1:J:104:PHE:CE2	1:J:138:PHE:HE1	1.71	1.06
1:A:12:ARG:HH12	1:A:16:TRP:N	1.53	1.05
1:C:184:THR:HB	1:C:191:LEU:HD23	1.34	1.05
1:X:111:VAL:HG13	1:I:151:THR:CG2	1.85	1.05
1:M:6:VAL:CG1	1:M:8:PHE:CZ	2.38	1.05
1:B:133:TYR:HB3	1:E:140:ARG:CD	1.87	1.05
1:A:126:GLU:HG2	1:A:127:ARG:H	1.21	1.05
1:D:81:LEU:HD13	1:D:92:ALA:HB2	1.34	1.05
1:Q:75:ARG:HD2	1:Q:79:ARG:HD2	1.38	1.05
1:U:183:VAL:HG11	1:U:190:GLN:HE21	1.13	1.05
1:Q:37:ARG:HD2	1:Q:40:GLU:OE2	1.54	1.05
1:O:30:ASP:OD1	1:O:42:TRP:HB3	1.57	1.05
1:K:38:LEU:HB3	1:K:39:PRO:HD2	1.33	1.04
1:G:40:GLU:CG	1:W:46:LEU:HD11	1.87	1.04
1:T:19:PHE:HA	1:T:28:LEU:HD22	1.07	1.04
1:I:99:LEU:CD1	1:I:140:ARG:HD3	1.86	1.04
1:B:18:PRO:CG	1:B:77:LEU:HD23	1.87	1.04
1:F:159:PRO:HG3	1:E:186:GLU:HB2	1.12	1.04
1:X:133:TYR:HD1	1:X:134:ILE:HG13	1.17	1.04
1:K:41:GLU:HB3	1:O:44:GLN:HG3	1.40	1.04
1:O:51:TRP:HB2	1:O:52:PRO:HD2	1.38	1.04
1:C:33:PHE:HE1	1:G:46:LEU:HD21	1.17	1.04
1:I:42:TRP:N	1:I:44:GLN:HE22	1.56	1.04
1:D:159:PRO:HA	1:C:186:GLU:HG2	1.36	1.03
1:V:147:GLY:HA2	1:V:181:ILE:CG2	1.87	1.03
1:M:26:SER:HB2	1:M:45:TRP:CZ3	1.93	1.03
1:C:34:GLY:HA3	1:G:46:LEU:HG	1.40	1.03
1:L:181:ILE:H	1:L:182:PRO:HD2	1.22	1.02
1:B:18:PRO:HG3	1:B:77:LEU:HD21	1.39	1.02
1:A:10:LEU:HG	1:A:77:LEU:CD1	1.89	1.02
1:B:18:PRO:CG	1:B:77:LEU:CD2	2.37	1.02
1:T:52:PRO:HA	1:U:55:VAL:HG12	1.36	1.02
1:C:23:TYR:HB3	1:C:25:HIS:HD2	1.22	1.02
1:A:35:LEU:CB	1:Q:46:LEU:HD23	1.87	1.02
1:D:146:PRO:HG2	1:D:175:GLN:CG	1.88	1.02
1:F:156:SER:HB3	1:E:185:PHE:CZ	1.95	1.02
1:I:99:LEU:HD11	1:I:140:ARG:HD3	1.41	1.02
1:M:202:THR:HG21	1:M:205:LYS:HZ1	1.22	1.02
1:S:29:PHE:CB	1:S:45:TRP:CZ2	2.41	1.02

*Continued on next page...*

*Continued from previous page...*

Atom-1	Atom-2	Interatomic distance (Å)	Clash overlap (Å)
1:R:52:PRO:HG2	1:S:11:LEU:HD23	1.41	1.02
1:N:45:TRP:CZ2	1:S:52:PRO:HA	1.95	1.01
1:R:52:PRO:HB2	1:S:10:LEU:CD1	1.89	1.01
1:T:52:PRO:HA	1:U:55:VAL:CG1	1.90	1.01
1:Q:38:LEU:HG	1:Q:39:PRO:HD3	1.39	1.01
1:I:45:TRP:CZ3	1:I:46:LEU:CD1	2.43	1.01
1:A:45:TRP:CH2	1:Q:51:TRP:HD1	1.77	1.00
1:L:151:THR:HG21	1:M:154:SER:HB3	1.02	1.00
1:X:133:TYR:CD1	1:X:134:ILE:HG13	1.96	1.00
1:M:41:GLU:CD	1:M:42:TRP:N	2.14	1.00
1:O:94:ARG:HG3	1:O:169:MET:HB2	1.41	1.00
1:D:99:LEU:HD12	1:D:163:LEU:HD23	1.43	1.00
1:U:183:VAL:HG11	1:U:190:GLN:NE2	1.77	1.00
1:A:10:LEU:HG	1:A:77:LEU:HD13	1.41	0.99
1:D:159:PRO:HB3	1:C:186:GLU:HG2	1.42	0.99
1:N:163:LEU:CD1	1:N:164:THR:H	1.75	0.99
1:X:111:VAL:HG13	1:I:151:THR:HG23	1.40	0.99
1:K:38:LEU:HB3	1:K:39:PRO:CD	1.93	0.99
1:T:178:GLU:O	1:T:179:ILE:CG1	2.10	0.99
1:C:184:THR:N	1:C:191:LEU:CD2	2.25	0.99
1:E:42:TRP:HB2	1:U:44:GLN:OE1	1.60	0.99
1:B:126:GLU:OE1	1:B:134:ILE:HD13	1.59	0.99
1:L:181:ILE:N	1:L:182:PRO:HD2	1.76	0.99
1:F:157:LEU:O	1:E:185:PHE:HD2	1.44	0.99
1:H:149:ASP:HB2	1:H:184:THR:HG22	1.45	0.99
1:T:19:PHE:HA	1:T:28:LEU:HD23	1.44	0.99
1:O:94:ARG:CB	1:O:169:MET:CG	2.28	0.98
1:V:49:SER:N	1:W:52:PRO:HG3	1.78	0.98
1:V:147:GLY:HA2	1:V:181:ILE:HG22	1.41	0.98
1:A:45:TRP:CH2	1:Q:51:TRP:CD1	2.50	0.98
1:L:36:PRO:O	1:L:37:ARG:CG	2.11	0.98
1:D:11:LEU:CD1	1:D:171:LYS:NZ	2.26	0.98
1:T:19:PHE:CA	1:T:28:LEU:CD2	2.40	0.98
1:D:146:PRO:CG	1:D:175:GLN:HG3	1.93	0.98
1:B:133:TYR:HB3	1:E:140:ARG:NE	1.78	0.97
1:N:163:LEU:CD1	1:N:164:THR:N	2.26	0.97
1:N:45:TRP:CZ3	1:R:51:TRP:CD1	2.51	0.97
1:P:38:LEU:HD22	1:P:44:GLN:HE21	0.82	0.97
1:A:5:ARG:O	1:A:6:VAL:HB	1.64	0.97
1:D:146:PRO:CD	1:D:175:GLN:NE2	2.27	0.97
1:B:17:ASP:CB	1:B:18:PRO:HD2	1.94	0.97

*Continued on next page...*

*Continued from previous page...*

Atom-1	Atom-2	Interatomic distance (Å)	Clash overlap (Å)
1:T:17:ASP:N	1:T:20:ARG:HH21	1.63	0.97
1:V:44:GLN:O	1:V:45:TRP:HE3	1.46	0.97
1:U:184:THR:HG22	1:U:191:LEU:HD13	1.45	0.97
1:N:163:LEU:HD12	1:N:164:THR:CA	1.95	0.97
1:V:133:TYR:CD1	1:U:142:TYR:CE1	2.52	0.97
1:S:45:TRP:CE3	1:S:46:LEU:N	2.33	0.97
1:W:80:GLN:NE2	1:W:160:GLU:HG3	1.79	0.97
1:N:45:TRP:HD1	1:N:48:GLY:N	1.62	0.97
1:H:149:ASP:CB	1:H:184:THR:HG22	1.94	0.96
1:T:23:TYR:HB2	1:T:24:PRO:HD2	1.44	0.96
1:I:169:MET:SD	1:I:172:LEU:HD12	2.06	0.96
1:A:142:TYR:CD1	1:D:133:TYR:HE1	1.82	0.96
1:E:93:ASP:OD2	1:E:169:MET:HG3	1.66	0.96
1:E:172:LEU:HD22	1:E:204:ALA:HA	1.46	0.96
1:D:11:LEU:HD11	1:D:171:LYS:HZ3	1.13	0.96
1:R:45:TRP:HD1	1:R:49:SER:HG	1.12	0.96
1:B:126:GLU:CD	1:B:134:ILE:HD13	1.86	0.95
1:A:142:TYR:HD1	1:D:133:TYR:HE1	1.11	0.95
1:D:11:LEU:HD21	1:D:201:GLU:OE2	1.65	0.95
1:D:168:PRO:HB3	1:D:188:ARG:NH2	1.82	0.95
1:T:20:ARG:HG2	1:T:25:HIS:ND1	1.81	0.95
1:H:11:LEU:HD11	1:H:171:LYS:HE3	1.46	0.95
1:G:45:TRP:O	1:G:46:LEU:HB2	1.66	0.94
1:P:190:GLN:OE1	1:Q:74:SER:HB3	1.67	0.94
1:M:172:LEU:CD2	1:M:204:ALA:CB	2.46	0.94
1:V:126:GLU:HG3	1:V:134:ILE:HG21	1.49	0.94
1:N:151:THR:CG2	1:O:154:SER:HB3	1.97	0.94
1:O:45:TRP:CB	1:O:50:SER:CB	2.29	0.94
1:A:15:SER:CB	1:A:16:TRP:CE3	2.49	0.94
1:F:12:ARG:CZ	1:F:20:ARG:HD3	1.98	0.94
1:S:97:VAL:HG11	1:S:142:TYR:HE2	1.33	0.94
1:R:151:THR:CG2	1:S:154:SER:HB3	1.98	0.94
1:C:33:PHE:CE1	1:G:46:LEU:CD2	2.51	0.94
1:A:35:LEU:HD12	1:A:35:LEU:O	1.68	0.94
1:A:50:SER:O	1:A:51:TRP:HB2	1.64	0.94
1:V:19:PHE:CA	1:V:28:LEU:HD12	1.97	0.94
1:I:181:ILE:HG22	1:I:190:GLN:CD	1.88	0.94
1:A:33:PHE:HE1	1:A:35:LEU:HG	1.16	0.93
1:I:41:GLU:HB3	1:I:44:GLN:NE2	1.82	0.93
1:M:30:ASP:HB2	1:M:45:TRP:HZ2	1.33	0.93
1:A:15:SER:HB2	1:A:16:TRP:CZ3	2.03	0.93

*Continued on next page...*

*Continued from previous page...*

Atom-1	Atom-2	Interatomic distance (Å)	Clash overlap (Å)
1:A:33:PHE:CD1	1:A:35:LEU:HG	2.03	0.93
1:M:202:THR:HG21	1:M:205:LYS:HZ2	1.30	0.93
1:M:202:THR:CG2	1:M:205:LYS:NZ	2.31	0.93
1:N:45:TRP:HZ2	1:S:52:PRO:HA	1.29	0.93
1:B:17:ASP:HB2	1:B:18:PRO:HD2	1.50	0.93
1:A:1:MET:SD	1:A:9:SER:OG	2.25	0.93
1:A:12:ARG:HD3	1:X:12:ARG:NH2	1.83	0.93
1:V:44:GLN:HB2	1:V:45:TRP:HZ3	1.30	0.93
1:O:12:ARG:NH1	1:O:21:ASP:HB3	1.82	0.93
1:C:183:VAL:HG12	1:C:187:SER:CB	1.99	0.92
1:D:99:LEU:HD23	1:D:140:ARG:NH1	1.83	0.92
1:L:181:ILE:N	1:L:182:PRO:CD	2.23	0.92
1:O:80:GLN:OE1	1:O:160:GLU:HG2	1.69	0.92
1:U:191:LEU:O	1:U:191:LEU:HD12	1.70	0.92
1:D:159:PRO:HA	1:C:186:GLU:CG	1.98	0.92
1:U:40:GLU:O	1:U:41:GLU:HG2	1.70	0.92
1:N:152:GLN:HB3	1:N:168:PRO:HD2	0.94	0.92
1:T:23:TYR:CB	1:T:24:PRO:CD	2.43	0.92
1:X:133:TYR:CE1	1:X:134:ILE:CD1	2.52	0.92
1:I:45:TRP:CZ3	1:I:46:LEU:HD11	2.04	0.92
1:A:123:LYS:HA	1:A:136:ARG:O	1.69	0.92
1:F:159:PRO:CG	1:E:186:GLU:HB2	1.99	0.92
1:W:35:LEU:CD2	1:W:37:ARG:HH12	1.82	0.92
1:D:81:LEU:CD1	1:D:92:ALA:HB1	1.99	0.92
1:F:159:PRO:HG3	1:E:186:GLU:CB	1.99	0.92
1:C:184:THR:CB	1:C:191:LEU:CD2	2.43	0.92
1:B:133:TYR:CZ	1:E:142:TYR:CD1	2.58	0.92
1:D:146:PRO:CD	1:D:175:GLN:HE21	1.82	0.92
1:X:133:TYR:HE1	1:X:134:ILE:HD11	1.29	0.91
1:O:45:TRP:CE3	1:O:46:LEU:N	2.39	0.91
1:B:19:PHE:HA	1:B:28:LEU:CG	2.00	0.91
1:B:128:GLN:HB2	1:B:131:HIS:O	1.68	0.91
1:B:16:TRP:HE1	1:Q:15:SER:HB2	1.32	0.91
1:L:146:PRO:CB	1:L:175:GLN:N	2.33	0.91
1:U:183:VAL:CG1	1:U:190:GLN:HE21	1.83	0.91
1:L:182:PRO:O	1:L:183:VAL:CG1	2.18	0.91
1:U:184:THR:HG22	1:U:191:LEU:CD1	1.99	0.91
1:I:44:GLN:HG2	1:Q:44:GLN:HE21	1.33	0.91
1:O:94:ARG:CG	1:O:169:MET:HB2	1.99	0.91
1:L:151:THR:HG21	1:M:154:SER:CB	1.98	0.91
1:F:191:LEU:HD11	1:E:75:ARG:CZ	2.00	0.91

*Continued on next page...*



*Continued from previous page...*

Atom-1	Atom-2	Interatomic distance (Å)	Clash overlap (Å)
1:O:55:VAL:HG23	1:O:56:ARG:H	1.34	0.91
1:D:11:LEU:CD1	1:D:171:LYS:HZ3	1.82	0.90
1:P:49:SER:CA	1:Q:52:PRO:HG3	2.01	0.90
1:C:23:TYR:HB3	1:C:25:HIS:CD2	2.06	0.90
1:B:15:SER:HA	1:B:20:ARG:NH2	1.86	0.90
1:F:37:ARG:O	1:F:42:TRP:CD1	2.24	0.90
1:N:133:TYR:CD1	1:M:140:ARG:NH2	2.39	0.90
1:R:33:PHE:CG	1:S:7:PRO:HG2	2.06	0.90
1:G:184:THR:CG2	1:G:191:LEU:HD23	2.00	0.90
1:D:183:VAL:HG13	1:C:156:SER:HB3	1.53	0.90
1:C:33:PHE:HE1	1:G:46:LEU:CD2	1.84	0.90
1:M:41:GLU:OE2	1:M:42:TRP:HB2	1.72	0.90
1:W:80:GLN:HE22	1:W:160:GLU:HG3	1.34	0.90
1:D:44:GLN:O	1:D:45:TRP:CD1	2.25	0.90
1:F:156:SER:HB3	1:E:185:PHE:HZ	1.33	0.90
1:N:163:LEU:HD12	1:N:164:THR:H	1.10	0.90
1:C:33:PHE:CE1	1:G:46:LEU:HD21	2.05	0.89
1:D:81:LEU:CD1	1:D:92:ALA:CB	2.50	0.89
1:O:51:TRP:CB	1:O:52:PRO:HD2	2.01	0.89
1:A:45:TRP:HH2	1:Q:51:TRP:HD1	0.91	0.89
1:M:172:LEU:HD21	1:M:204:ALA:HA	1.53	0.89
1:O:30:ASP:O	1:O:33:PHE:CE2	2.25	0.89
1:A:35:LEU:HB3	1:Q:46:LEU:HD23	0.92	0.89
1:C:183:VAL:HG12	1:C:187:SER:HB2	1.53	0.89
1:O:21:ASP:OD2	1:O:73:TYR:CE1	2.25	0.89
1:M:95:TRP:HZ3	1:M:165:VAL:HG12	1.34	0.89
1:M:12:ARG:NH1	1:M:21:ASP:HB3	1.86	0.89
1:S:29:PHE:HB3	1:S:45:TRP:CZ2	2.06	0.89
1:S:97:VAL:HG11	1:S:142:TYR:CE2	2.08	0.89
1:I:181:ILE:HG22	1:I:190:GLN:HE22	1.38	0.89
1:O:51:TRP:HB2	1:O:52:PRO:CD	2.01	0.89
1:W:12:ARG:HH12	1:W:21:ASP:HB3	1.35	0.89
1:G:40:GLU:HG3	1:W:46:LEU:HD11	1.52	0.88
1:O:30:ASP:OD1	1:O:42:TRP:CB	2.21	0.88
1:S:29:PHE:CD2	1:S:45:TRP:HH2	1.92	0.88
1:L:149:ASP:OD2	1:L:184:THR:HB	1.72	0.88
1:O:30:ASP:OD1	1:O:33:PHE:HE2	1.56	0.88
1:B:10:LEU:O	1:B:15:SER:HB3	1.72	0.88
1:D:11:LEU:HD11	1:D:171:LYS:HZ2	1.05	0.88
1:C:81:LEU:CD1	1:C:83:SER:HA	2.03	0.88
1:X:111:VAL:CG1	1:I:151:THR:CG2	2.52	0.88

*Continued on next page...*

*Continued from previous page...*

Atom-1	Atom-2	Interatomic distance (Å)	Clash overlap (Å)
1:A:33:PHE:CD2	1:A:42:TRP:O	2.27	0.87
1:J:104:PHE:CE2	1:J:138:PHE:CD1	2.62	0.87
1:T:110:THR:HA	1:U:180:THR:HG21	1.53	0.87
1:A:133:TYR:CD1	1:D:141:LYS:O	2.27	0.87
1:L:181:ILE:H	1:L:182:PRO:HD3	1.38	0.87
1:L:149:ASP:OD1	1:L:152:GLN:CG	2.23	0.87
1:M:6:VAL:HG11	1:M:8:PHE:CZ	2.07	0.87
1:A:124:HIS:HB2	1:A:136:ARG:CG	2.04	0.87
1:J:43:SER:HA	1:R:45:TRP:HH2	1.39	0.87
1:V:44:GLN:C	1:V:45:TRP:HE3	1.78	0.87
1:I:181:ILE:CG2	1:I:190:GLN:OE1	2.23	0.87
1:V:49:SER:CA	1:W:52:PRO:HG3	2.05	0.86
1:R:33:PHE:CD2	1:S:7:PRO:HG2	2.09	0.86
1:T:133:TYR:HB3	1:S:140:ARG:HE	1.38	0.86
1:J:38:LEU:HB3	1:J:39:PRO:HD3	1.55	0.86
1:C:49:SER:HA	1:W:51:TRP:CE2	2.11	0.86
1:X:35:LEU:HB3	1:X:36:PRO:HD2	1.55	0.86
1:E:183:VAL:HG22	1:E:187:SER:HB2	1.58	0.86
1:V:49:SER:HA	1:W:52:PRO:HG3	1.57	0.86
1:A:12:ARG:HD2	1:A:18:PRO:HA	1.57	0.86
1:A:174:THR:HG22	1:A:192:GLY:N	1.90	0.86
1:D:45:TRP:CZ3	1:H:51:TRP:CD2	2.64	0.86
1:U:45:TRP:CZ3	1:U:46:LEU:HG	2.11	0.86
1:K:25:HIS:CE1	1:S:37:ARG:NE	2.45	0.85
1:N:151:THR:HG23	1:O:154:SER:N	1.91	0.85
1:P:49:SER:HA	1:Q:52:PRO:CG	2.07	0.85
1:Q:37:ARG:CD	1:Q:40:GLU:OE2	2.24	0.85
1:D:146:PRO:HD2	1:D:175:GLN:HE21	1.06	0.85
1:M:172:LEU:CD2	1:M:204:ALA:HA	2.05	0.85
1:F:41:GLU:HG3	1:L:26:SER:HB2	1.57	0.85
1:X:34:GLY:C	1:X:35:LEU:HD12	1.96	0.85
1:F:20:ARG:CZ	1:U:15:SER:HA	2.05	0.85
1:T:17:ASP:N	1:T:18:PRO:HD2	1.92	0.85
1:O:33:PHE:HD1	1:O:34:GLY:N	1.74	0.85
1:V:44:GLN:O	1:V:45:TRP:CE3	2.29	0.85
1:O:41:GLU:CB	1:S:44:GLN:OE1	2.23	0.85
1:D:81:LEU:HD13	1:D:92:ALA:HB1	1.54	0.85
1:P:23:TYR:HB2	1:P:24:PRO:HD3	1.57	0.85
1:E:75:ARG:HD2	1:E:79:ARG:HD2	1.58	0.85
1:V:44:GLN:C	1:V:45:TRP:CE3	2.50	0.84
1:B:140:ARG:HH11	1:E:134:ILE:HG12	1.41	0.84

*Continued on next page...*

*Continued from previous page...*

Atom-1	Atom-2	Interatomic distance (Å)	Clash overlap (Å)
1:O:172:LEU:HD21	1:O:204:ALA:HA	1.59	0.84
1:S:45:TRP:CD1	1:S:51:TRP:CZ2	2.65	0.84
1:D:51:TRP:CE2	1:V:45:TRP:CD1	2.66	0.84
1:D:81:LEU:CD2	1:D:92:ALA:HA	2.08	0.84
1:H:149:ASP:CB	1:H:184:THR:CG2	2.56	0.84
1:O:43:SER:HB3	1:O:45:TRP:CD1	2.13	0.84
1:D:45:TRP:HH2	1:H:51:TRP:N	1.74	0.84
1:R:190:GLN:HB2	1:S:74:SER:HB2	1.60	0.84
1:A:10:LEU:HD11	1:A:77:LEU:HD21	1.58	0.83
1:A:51:TRP:HB2	1:A:52:PRO:HD3	1.59	0.83
1:O:42:TRP:NE1	1:O:44:GLN:NE2	2.26	0.83
1:A:142:TYR:CD1	1:D:133:TYR:CE1	2.65	0.83
1:S:10:LEU:O	1:S:10:LEU:CD1	2.23	0.83
1:O:40:GLU:HG3	1:S:26:SER:HB3	1.59	0.83
1:N:151:THR:HG21	1:O:154:SER:HB3	1.58	0.83
1:O:77:LEU:HD12	1:O:78:SER:N	1.93	0.83
1:S:45:TRP:HD1	1:S:51:TRP:HH2	1.17	0.83
1:A:10:LEU:HD21	1:A:77:LEU:HD22	1.59	0.83
1:M:30:ASP:HB2	1:M:45:TRP:CZ2	2.14	0.83
1:T:20:ARG:NH1	1:M:15:SER:HA	1.94	0.83
1:O:37:ARG:CB	1:O:40:GLU:OE1	2.27	0.83
1:D:51:TRP:CZ2	1:V:45:TRP:CD1	2.67	0.82
1:N:45:TRP:CD1	1:N:48:GLY:N	2.45	0.82
1:O:146:PRO:CG	1:O:205:LYS:HD2	2.09	0.82
1:D:31:GLN:O	1:D:73:TYR:HE2	1.61	0.82
1:D:99:LEU:CD2	1:D:140:ARG:NH1	2.42	0.82
1:C:184:THR:HB	1:C:191:LEU:HD21	1.59	0.82
1:O:29:PHE:CD2	1:O:45:TRP:HZ2	1.97	0.82
1:B:10:LEU:O	1:B:15:SER:CB	2.28	0.82
1:G:40:GLU:HG2	1:W:46:LEU:HD11	1.61	0.82
1:R:52:PRO:CB	1:S:10:LEU:HD13	2.10	0.82
1:G:184:THR:HG22	1:G:191:LEU:HD23	1.61	0.82
1:H:20:ARG:HH12	1:W:15:SER:CA	1.93	0.82
1:G:20:ARG:NH1	1:G:23:TYR:H	1.76	0.82
1:I:41:GLU:HB3	1:I:44:GLN:HE22	1.44	0.82
1:C:33:PHE:CD1	1:G:46:LEU:HD23	2.15	0.82
1:B:133:TYR:HB3	1:E:140:ARG:CG	2.09	0.82
1:H:20:ARG:NH1	1:W:15:SER:HA	1.95	0.82
1:R:52:PRO:HG2	1:S:11:LEU:CD2	2.08	0.82
1:O:30:ASP:O	1:O:33:PHE:CD2	2.33	0.82
1:B:99:LEU:CD1	1:B:140:ARG:HD3	2.10	0.81

*Continued on next page...*

*Continued from previous page...*

Atom-1	Atom-2	Interatomic distance (Å)	Clash overlap (Å)
1:T:19:PHE:HD1	1:T:28:LEU:CB	1.93	0.81
1:M:146:PRO:HG2	1:M:205:LYS:CD	2.08	0.81
1:O:33:PHE:CD1	1:O:34:GLY:N	2.47	0.81
1:B:16:TRP:HE1	1:Q:15:SER:HB3	1.44	0.81
1:P:184:THR:HA	1:Q:75:ARG:HH21	1.43	0.81
1:C:44:GLN:HB2	1:G:44:GLN:HG2	1.63	0.81
1:O:94:ARG:HB2	1:O:169:MET:HG3	1.57	0.81
1:B:133:TYR:CZ	1:E:142:TYR:HD1	1.98	0.81
1:A:10:LEU:CG	1:A:77:LEU:HD22	2.10	0.81
1:V:48:GLY:C	1:W:52:PRO:HG3	2.00	0.81
1:W:80:GLN:CD	1:W:160:GLU:HG3	2.01	0.81
1:M:6:VAL:HG12	1:M:8:PHE:CE1	2.15	0.81
1:M:80:GLN:HG3	1:M:160:GLU:HG3	1.62	0.81
1:M:94:ARG:HB2	1:M:169:MET:HG2	1.62	0.81
1:S:45:TRP:HB2	1:S:50:SER:CB	2.11	0.81
1:D:131:HIS:CD2	1:D:133:TYR:OH	2.34	0.81
1:M:46:LEU:HD12	1:M:46:LEU:H	1.46	0.81
1:P:190:GLN:NE2	1:Q:55:VAL:HG13	1.95	0.81
1:A:149:ASP:HA	1:A:175:GLN:HE22	1.46	0.81
1:R:52:PRO:CG	1:S:11:LEU:HD23	2.10	0.80
1:A:126:GLU:HG2	1:A:127:ARG:N	1.94	0.80
1:D:81:LEU:HD22	1:D:92:ALA:HA	1.62	0.80
1:A:12:ARG:CD	1:X:12:ARG:NH2	2.44	0.80
1:O:45:TRP:HE3	1:O:47:GLY:H	1.30	0.80
1:A:10:LEU:HD11	1:A:77:LEU:CD2	2.12	0.80
1:N:45:TRP:CH2	1:R:50:SER:N	2.50	0.80
1:K:177:ASN:HD21	1:K:200:ASP:HA	1.44	0.80
1:D:99:LEU:HD21	1:D:142:TYR:OH	1.81	0.80
1:M:42:TRP:CB	1:U:41:GLU:OE1	2.26	0.80
1:D:44:GLN:O	1:D:45:TRP:HD1	1.63	0.80
1:Q:38:LEU:CG	1:Q:39:PRO:CD	2.57	0.80
1:B:15:SER:O	1:B:20:ARG:CG	2.29	0.80
1:O:12:ARG:HH12	1:O:21:ASP:CB	1.92	0.79
1:F:179:ILE:O	1:F:181:ILE:HD12	1.83	0.79
1:U:40:GLU:O	1:U:41:GLU:CG	2.29	0.79
1:I:202:THR:HB	1:I:205:LYS:NZ	1.97	0.79
1:D:131:HIS:CD2	1:D:133:TYR:CZ	2.71	0.79
1:T:23:TYR:CB	1:T:24:PRO:HD3	2.11	0.79
1:V:11:LEU:HD13	1:W:56:ARG:HD2	1.64	0.79
1:I:169:MET:SD	1:I:172:LEU:CD1	2.70	0.79
1:T:19:PHE:CD1	1:T:28:LEU:HB3	2.17	0.79

*Continued on next page...*

*Continued from previous page...*

Atom-1	Atom-2	Interatomic distance (Å)	Clash overlap (Å)
1:B:18:PRO:CD	1:B:77:LEU:HD23	2.11	0.79
1:K:12:ARG:HG3	1:K:19:PHE:HD1	1.48	0.79
1:Q:37:ARG:CD	1:Q:40:GLU:CD	2.47	0.79
1:S:118:VAL:HG23	1:S:144:LEU:HD21	1.63	0.79
1:A:5:ARG:O	1:A:6:VAL:CB	2.25	0.78
1:A:51:TRP:CB	1:A:52:PRO:HD3	2.13	0.78
1:O:12:ARG:HG2	1:O:19:PHE:HA	1.65	0.78
1:B:26:SER:HB2	1:P:41:GLU:HG3	1.62	0.78
1:J:37:ARG:O	1:J:39:PRO:HD2	1.84	0.78
1:C:34:GLY:HA3	1:G:46:LEU:CG	2.13	0.78
1:S:29:PHE:HB2	1:S:45:TRP:HZ2	1.48	0.78
1:D:184:THR:HG22	1:D:191:LEU:HD13	1.66	0.78
1:L:175:GLN:N	1:L:181:ILE:CD1	2.46	0.78
1:A:44:GLN:OE1	1:I:44:GLN:CB	2.31	0.78
1:D:45:TRP:CH2	1:H:51:TRP:CG	2.70	0.78
1:O:33:PHE:CE2	1:O:42:TRP:CA	2.64	0.78
1:N:95:TRP:HE3	1:N:167:ALA:HB3	1.48	0.78
1:W:80:GLN:OE1	1:W:160:GLU:HG3	1.83	0.78
1:A:35:LEU:HB3	1:Q:46:LEU:HD21	1.59	0.78
1:L:151:THR:CG2	1:M:154:SER:CB	2.59	0.78
1:T:18:PRO:O	1:T:28:LEU:CD2	2.26	0.78
1:X:133:TYR:CD1	1:X:134:ILE:CG1	2.66	0.78
1:U:12:ARG:NH1	1:U:21:ASP:HB3	1.98	0.78
1:B:140:ARG:HH11	1:E:134:ILE:CG1	1.97	0.77
1:K:40:GLU:HB3	1:O:46:LEU:HD21	1.65	0.77
1:U:184:THR:CA	1:U:191:LEU:HD11	2.12	0.77
1:D:45:TRP:CH2	1:H:51:TRP:N	2.51	0.77
1:X:35:LEU:HB3	1:X:36:PRO:HD3	1.65	0.77
1:I:75:ARG:HD2	1:I:79:ARG:HD2	1.66	0.77
1:O:42:TRP:CD1	1:O:44:GLN:NE2	2.52	0.77
1:M:46:LEU:HD12	1:M:46:LEU:N	1.98	0.77
1:W:147:GLY:HA2	1:W:175:GLN:HA	1.65	0.77
1:B:133:TYR:CB	1:E:140:ARG:NE	2.47	0.77
1:A:51:TRP:CD1	1:Q:50:SER:O	2.37	0.77
1:V:44:GLN:HB3	1:V:45:TRP:CE3	2.19	0.77
1:V:133:TYR:HD1	1:U:142:TYR:HE1	1.26	0.77
1:B:19:PHE:O	1:B:28:LEU:HD23	1.84	0.77
1:A:12:ARG:CD	1:X:12:ARG:HH22	1.96	0.77
1:G:10:LEU:O	1:G:10:LEU:HD23	1.85	0.77
1:D:99:LEU:CD2	1:D:140:ARG:HD3	2.15	0.77
1:A:10:LEU:CD2	1:A:77:LEU:HD22	2.14	0.77

*Continued on next page...*

*Continued from previous page...*

Atom-1	Atom-2	Interatomic distance (Å)	Clash overlap (Å)
1:L:116:GLY:O	1:L:144:LEU:HG	1.85	0.77
1:C:184:THR:H	1:C:191:LEU:CD2	1.96	0.77
1:M:14:PRO:O	1:M:15:SER:OG	2.03	0.77
1:K:40:GLU:C	1:K:41:GLU:OE2	2.23	0.77
1:K:41:GLU:CB	1:O:44:GLN:HG3	2.13	0.77
1:S:29:PHE:CD2	1:S:45:TRP:CH2	2.73	0.77
1:F:20:ARG:NH2	1:U:15:SER:HA	2.00	0.77
1:D:45:TRP:CZ3	1:H:51:TRP:CG	2.73	0.76
1:B:16:TRP:NE1	1:Q:15:SER:HB2	2.00	0.76
1:Q:41:GLU:N	1:Q:41:GLU:OE1	2.18	0.76
1:M:16:TRP:O	1:M:17:ASP:O	2.03	0.76
1:D:49:SER:HA	1:C:52:PRO:HG3	1.65	0.76
1:U:40:GLU:O	1:U:41:GLU:CB	2.31	0.76
1:A:44:GLN:HG3	1:A:45:TRP:CE3	2.19	0.76
1:F:157:LEU:O	1:E:185:PHE:CD2	2.35	0.76
1:J:51:TRP:NE1	1:R:45:TRP:CZ3	2.54	0.76
1:R:151:THR:HG23	1:S:154:SER:CA	2.16	0.76
1:V:44:GLN:HB3	1:V:45:TRP:CZ3	2.19	0.76
1:M:38:LEU:HB2	1:M:39:PRO:HD3	1.68	0.76
1:U:169:MET:HB3	1:U:170:PRO:HD2	1.68	0.76
1:J:185:PHE:CE2	1:K:156:SER:OG	2.38	0.76
1:T:48:GLY:HA2	1:M:50:SER:O	1.85	0.76
1:K:38:LEU:CB	1:K:39:PRO:CD	2.60	0.76
1:O:33:PHE:CD2	1:O:42:TRP:HA	2.21	0.76
1:S:29:PHE:HB2	1:S:45:TRP:CZ2	2.21	0.76
1:T:17:ASP:N	1:T:18:PRO:CD	2.47	0.76
1:T:23:TYR:HB2	1:T:24:PRO:HD3	1.65	0.76
1:W:37:ARG:HB2	1:W:40:GLU:CG	2.13	0.76
1:N:151:THR:HG23	1:O:154:SER:HB3	1.68	0.76
1:I:181:ILE:CG2	1:I:190:GLN:CD	2.53	0.76
1:U:40:GLU:C	1:U:41:GLU:HG2	2.06	0.76
1:B:133:TYR:CE2	1:E:142:TYR:HE1	2.03	0.76
1:H:1:MET:CE	1:H:192:GLY:C	2.55	0.76
1:T:133:TYR:HB3	1:S:140:ARG:NE	2.01	0.76
1:X:133:TYR:CD1	1:X:134:ILE:CD1	2.68	0.75
1:B:133:TYR:CE1	1:E:142:TYR:CD1	2.75	0.75
1:X:37:ARG:O	1:X:42:TRP:CD1	2.39	0.75
1:S:175:GLN:CG	1:S:191:LEU:HD12	2.13	0.75
1:C:77:LEU:HD12	1:C:78:SER:N	2.01	0.75
1:M:172:LEU:CD2	1:M:204:ALA:CA	2.64	0.75
1:O:51:TRP:CD1	1:O:52:PRO:HD2	2.21	0.75

*Continued on next page...*

*Continued from previous page...*

Atom-1	Atom-2	Interatomic distance (Å)	Clash overlap (Å)
1:B:133:TYR:CE2	1:E:142:TYR:CE1	2.74	0.75
1:M:46:LEU:HB3	1:U:33:PHE:O	1.86	0.75
1:M:81:LEU:HA	1:M:162:THR:HG21	1.69	0.75
1:O:30:ASP:OD1	1:O:33:PHE:CE2	2.40	0.75
1:A:10:LEU:CD1	1:A:77:LEU:HD21	2.17	0.74
1:N:151:THR:HG23	1:O:154:SER:CA	2.16	0.74
1:S:29:PHE:CG	1:S:45:TRP:CZ2	2.74	0.74
1:O:45:TRP:HB2	1:O:50:SER:OG	1.87	0.74
1:A:126:GLU:CG	1:A:127:ARG:H	1.97	0.74
1:H:40:GLU:HB2	1:G:8:PHE:CE2	2.21	0.74
1:I:42:TRP:H	1:I:44:GLN:HE22	0.77	0.74
1:M:202:THR:CG2	1:M:205:LYS:HZ1	1.93	0.74
1:D:159:PRO:HB3	1:C:186:GLU:CG	2.16	0.74
1:C:183:VAL:HG12	1:C:187:SER:HB3	1.69	0.74
1:M:171:LYS:HD2	1:M:192:GLY:O	1.86	0.74
1:V:147:GLY:CA	1:V:181:ILE:CG2	2.66	0.74
1:N:45:TRP:CZ3	1:R:51:TRP:NE1	2.55	0.74
1:A:44:GLN:HG3	1:A:45:TRP:CD2	2.23	0.74
1:H:45:TRP:HE1	1:V:49:SER:HG	1.32	0.74
1:B:133:TYR:HB3	1:E:140:ARG:HG3	1.70	0.73
1:A:50:SER:O	1:A:51:TRP:CB	2.32	0.73
1:T:151:THR:N	1:U:152:GLN:O	2.21	0.73
1:O:45:TRP:CB	1:O:50:SER:OG	2.37	0.73
1:S:45:TRP:CE3	1:S:46:LEU:CA	2.71	0.73
1:S:172:LEU:HD22	1:S:204:ALA:HA	1.69	0.73
1:G:19:PHE:CZ	1:G:55:VAL:HG13	2.24	0.73
1:T:8:PHE:HE1	1:U:56:ARG:HH12	1.34	0.73
1:Q:38:LEU:HG	1:Q:39:PRO:CD	2.16	0.73
1:J:77:LEU:HD12	1:J:78:SER:N	2.03	0.73
1:N:107:ASP:O	1:O:181:ILE:CD1	2.35	0.73
1:T:18:PRO:C	1:T:28:LEU:HD23	2.08	0.73
1:M:16:TRP:HD1	1:M:20:ARG:HD2	1.54	0.73
1:M:30:ASP:CB	1:M:45:TRP:HZ2	2.01	0.73
1:F:157:LEU:N	1:E:185:PHE:HE2	1.86	0.73
1:F:191:LEU:CD1	1:E:75:ARG:NH2	2.52	0.73
1:J:38:LEU:HB3	1:J:39:PRO:CD	2.14	0.72
1:T:20:ARG:HG2	1:T:25:HIS:CE1	2.23	0.72
1:X:44:GLN:O	1:X:49:SER:HB3	1.88	0.72
1:E:42:TRP:C	1:U:44:GLN:HE22	1.92	0.72
1:K:10:LEU:CD1	1:K:77:LEU:HD13	2.19	0.72
1:M:16:TRP:CD1	1:M:20:ARG:HD2	2.23	0.72

*Continued on next page...*

*Continued from previous page...*

Atom-1	Atom-2	Interatomic distance (Å)	Clash overlap (Å)
1:M:41:GLU:CG	1:M:42:TRP:H	2.01	0.72
1:O:94:ARG:N	1:O:168:PRO:HA	2.04	0.72
1:D:11:LEU:HD23	1:C:56:ARG:HG2	1.70	0.72
1:T:49:SER:HA	1:U:52:PRO:HG2	1.70	0.72
1:U:196:ALA:O	1:U:197:ALA:CB	2.36	0.72
1:D:169:MET:HB3	1:D:170:PRO:HD2	1.69	0.72
1:G:37:ARG:HB2	1:G:40:GLU:HB2	1.70	0.72
1:L:183:VAL:HG23	1:L:184:THR:N	2.04	0.72
1:C:51:TRP:HB2	1:C:52:PRO:HD2	1.70	0.72
1:T:25:HIS:O	1:T:27:ARG:N	2.22	0.72
1:C:33:PHE:CD1	1:G:46:LEU:CD2	2.72	0.72
1:M:43:SER:O	1:M:44:GLN:HB2	1.87	0.72
1:U:47:GLY:O	1:U:49:SER:N	2.22	0.72
1:D:12:ARG:NH1	1:D:20:ARG:HD3	2.05	0.72
1:B:54:TYR:CD2	1:A:7:PRO:HG3	2.25	0.72
1:N:49:SER:HA	1:O:52:PRO:HG3	1.69	0.72
1:V:126:GLU:CG	1:V:134:ILE:HG21	2.20	0.72
1:I:202:THR:HB	1:I:205:LYS:HZ1	1.54	0.72
1:V:8:PHE:HE2	1:W:34:GLY:HA2	1.53	0.71
1:O:45:TRP:CE3	1:O:46:LEU:CA	2.72	0.71
1:F:108:GLU:HB2	1:E:180:THR:CG2	2.15	0.71
1:U:16:TRP:HB2	1:U:20:ARG:HD2	1.73	0.71
1:H:149:ASP:HB2	1:H:184:THR:CG2	2.19	0.71
1:F:12:ARG:NH2	1:F:20:ARG:HD3	2.05	0.71
1:F:128:GLN:OE1	1:F:133:TYR:CE1	2.44	0.71
1:R:5:ARG:HE	1:S:36:PRO:HG3	1.55	0.71
1:T:19:PHE:C	1:T:28:LEU:HD22	2.10	0.71
1:K:25:HIS:CE1	1:S:37:ARG:HE	2.06	0.71
1:U:51:TRP:HB2	1:U:52:PRO:CD	2.21	0.71
1:X:35:LEU:CB	1:X:36:PRO:CD	2.63	0.71
1:S:45:TRP:HB3	1:S:51:TRP:CZ3	2.25	0.71
1:A:10:LEU:HG	1:A:77:LEU:CD2	2.21	0.71
1:D:99:LEU:CD2	1:D:140:ARG:CZ	2.69	0.71
1:L:37:ARG:O	1:L:42:TRP:CD1	2.44	0.71
1:I:45:TRP:CE3	1:I:46:LEU:HD13	2.25	0.71
1:A:12:ARG:HB3	1:A:19:PHE:HA	1.71	0.71
1:H:3:GLU:O	1:H:4:ARG:CB	2.39	0.71
1:O:29:PHE:CD2	1:O:45:TRP:CZ2	2.79	0.71
1:A:12:ARG:NE	1:A:17:ASP:O	2.23	0.71
1:D:110:THR:OG1	1:C:180:THR:HG23	1.91	0.71
1:V:147:GLY:CA	1:V:181:ILE:HG21	2.20	0.71

*Continued on next page...*



*Continued from previous page...*

Atom-1	Atom-2	Interatomic distance (Å)	Clash overlap (Å)
1:B:16:TRP:NE1	1:Q:15:SER:CB	2.49	0.71
1:B:99:LEU:HD12	1:B:140:ARG:HD3	1.72	0.71
1:F:184:THR:HA	1:E:75:ARG:HH21	1.54	0.71
1:O:29:PHE:CG	1:O:45:TRP:HZ2	2.09	0.71
1:J:104:PHE:CD2	1:J:138:PHE:HE1	1.91	0.70
1:C:81:LEU:CD1	1:C:83:SER:CA	2.67	0.70
1:H:1:MET:HG2	1:H:7:PRO:CD	2.17	0.70
1:M:146:PRO:CG	1:M:205:LYS:HD2	2.15	0.70
1:A:33:PHE:CZ	1:A:35:LEU:HG	2.18	0.70
1:D:99:LEU:HD22	1:D:140:ARG:HD3	1.73	0.70
1:R:33:PHE:CZ	1:S:7:PRO:HB2	2.26	0.70
1:B:18:PRO:CG	1:B:77:LEU:HD21	2.12	0.70
1:A:142:TYR:HD1	1:D:133:TYR:CE1	2.02	0.70
1:D:159:PRO:CB	1:C:186:GLU:CG	2.63	0.70
1:N:45:TRP:HZ2	1:S:52:PRO:CA	2.04	0.70
1:S:99:LEU:HD11	1:S:140:ARG:HD3	1.72	0.70
1:R:33:PHE:CD1	1:S:7:PRO:HG2	2.26	0.70
1:V:44:GLN:O	1:V:49:SER:HB3	1.90	0.70
1:C:81:LEU:CD1	1:C:83:SER:H	1.90	0.70
1:R:192:GLY:HA3	1:R:201:GLU:HA	1.74	0.70
1:V:151:THR:CG2	1:W:154:SER:HB3	2.21	0.70
1:I:49:SER:O	1:Q:51:TRP:CE2	2.45	0.70
1:D:129:ASP:OD1	1:D:130:GLU:N	2.23	0.70
1:N:45:TRP:O	1:N:46:LEU:HB2	1.90	0.70
1:I:120:ILE:HG21	1:I:163:LEU:HD21	1.71	0.70
1:W:12:ARG:NH1	1:W:21:ASP:HB3	2.05	0.70
1:J:139:THR:O	1:I:135:SER:HB2	1.92	0.70
1:G:40:GLU:HG2	1:W:46:LEU:CD1	2.22	0.70
1:O:33:PHE:CZ	1:O:42:TRP:HA	2.27	0.70
1:P:5:ARG:NH1	1:P:175:GLN:OE1	2.25	0.69
1:K:45:TRP:CZ3	1:S:41:GLU:OE1	2.44	0.69
1:Q:37:ARG:CB	1:Q:40:GLU:CG	2.41	0.69
1:S:175:GLN:CG	1:S:191:LEU:HD11	2.17	0.69
1:H:3:GLU:O	1:H:4:ARG:HB2	1.92	0.69
1:M:81:LEU:HD23	1:M:162:THR:HG21	1.74	0.69
1:A:10:LEU:CG	1:A:77:LEU:CD2	2.71	0.69
1:V:133:TYR:CE1	1:U:142:TYR:HE1	2.08	0.69
1:E:176:SER:HB2	1:E:181:ILE:HG13	1.72	0.69
1:A:142:TYR:CE1	1:D:133:TYR:CE1	2.81	0.69
1:D:11:LEU:CD2	1:D:201:GLU:OE2	2.39	0.69
1:F:37:ARG:HG3	1:F:37:ARG:HH11	1.56	0.69

*Continued on next page...*

*Continued from previous page...*

Atom-1	Atom-2	Interatomic distance (Å)	Clash overlap (Å)
1:B:19:PHE:N	1:B:28:LEU:HG	2.08	0.69
1:A:44:GLN:OE1	1:I:44:GLN:HB2	1.93	0.69
1:P:38:LEU:HD11	1:X:39:PRO:HB3	1.74	0.69
1:X:159:PRO:HG3	1:I:186:GLU:HB2	1.74	0.69
1:D:45:TRP:CH2	1:H:51:TRP:CD1	2.80	0.69
1:V:8:PHE:CE1	1:W:56:ARG:NH2	2.61	0.69
1:E:12:ARG:HH12	1:E:21:ASP:HB3	1.57	0.69
1:U:194:PRO:O	1:U:195:GLU:CD	2.30	0.69
1:D:81:LEU:HD11	1:D:92:ALA:HB1	1.73	0.69
1:D:150:PRO:HD2	1:C:154:SER:HB2	1.74	0.69
1:T:49:SER:HA	1:U:52:PRO:CG	2.23	0.69
1:V:134:ILE:HA	1:U:140:ARG:NH1	2.07	0.69
1:S:45:TRP:HB2	1:S:50:SER:HB2	1.73	0.69
1:A:131:HIS:HB3	1:A:134:ILE:HD12	1.74	0.69
1:H:1:MET:CG	1:H:7:PRO:HD3	2.14	0.69
1:V:147:GLY:HA2	1:V:181:ILE:HG21	1.70	0.69
1:I:99:LEU:HD12	1:I:140:ARG:HD3	1.73	0.69
1:K:44:GLN:CD	1:S:41:GLU:HB3	2.13	0.69
1:O:94:ARG:N	1:O:167:ALA:O	2.26	0.69
1:Q:17:ASP:HB3	1:Q:47:GLY:HA3	1.75	0.69
1:Q:35:LEU:CD2	1:Q:37:ARG:HG3	2.22	0.69
1:W:51:TRP:HB2	1:W:52:PRO:HD2	1.74	0.69
1:W:171:LYS:NZ	1:W:188:ARG:NH1	2.41	0.69
1:D:99:LEU:CD2	1:D:142:TYR:OH	2.41	0.69
1:N:146:PRO:HB3	1:N:181:ILE:CD1	2.23	0.69
1:V:44:GLN:O	1:V:45:TRP:HB2	1.92	0.69
1:J:37:ARG:HG2	1:J:40:GLU:CD	2.12	0.69
1:A:41:GLU:HB3	1:Q:44:GLN:HA	1.75	0.68
1:A:12:ARG:HH12	1:A:16:TRP:H	0.76	0.68
1:F:157:LEU:HD22	1:E:182:PRO:HB3	1.74	0.68
1:M:125:GLU:HG2	1:M:126:GLU:H	1.59	0.68
1:D:184:THR:HG22	1:D:191:LEU:CD1	2.22	0.68
1:J:185:PHE:CE2	1:K:156:SER:CB	2.76	0.68
1:C:183:VAL:CG1	1:C:187:SER:CB	2.70	0.68
1:G:45:TRP:O	1:G:46:LEU:CB	2.40	0.68
1:M:45:TRP:CZ3	1:U:41:GLU:HG2	2.28	0.68
1:N:163:LEU:CG	1:N:164:THR:H	2.06	0.68
1:A:44:GLN:OE1	1:I:44:GLN:HB3	1.92	0.68
1:D:23:TYR:HB2	1:D:24:PRO:HD3	1.74	0.68
1:D:150:PRO:HB2	1:C:153:VAL:O	1.94	0.68
1:C:81:LEU:HD12	1:C:83:SER:CA	2.24	0.68

*Continued on next page...*

*Continued from previous page...*

Atom-1	Atom-2	Interatomic distance (Å)	Clash overlap (Å)
1:Q:46:LEU:H	1:Q:50:SER:HB2	1.58	0.68
1:U:29:PHE:CD1	1:U:45:TRP:CZ3	2.82	0.68
1:J:23:TYR:HB2	1:J:24:PRO:HD3	1.75	0.68
1:N:23:TYR:HB2	1:N:24:PRO:HD3	1.75	0.68
1:U:12:ARG:HG3	1:U:19:PHE:CD1	2.29	0.68
1:A:18:PRO:HG3	1:X:47:GLY:HA3	1.74	0.68
1:N:192:GLY:HA3	1:N:201:GLU:HA	1.76	0.68
1:S:37:ARG:HB2	1:S:40:GLU:HG2	1.74	0.68
1:T:25:HIS:C	1:T:27:ARG:H	1.97	0.68
1:M:41:GLU:OE1	1:M:42:TRP:N	2.23	0.68
1:A:136:ARG:HA	1:D:138:PHE:HA	1.75	0.67
1:A:184:THR:HA	1:A:191:LEU:HD11	1.75	0.67
1:G:184:THR:HG23	1:G:191:LEU:HD23	1.75	0.67
1:K:12:ARG:HG3	1:K:19:PHE:CD1	2.29	0.67
1:F:5:ARG:HD3	1:F:205:LYS:O	1.95	0.67
1:N:152:GLN:CG	1:N:168:PRO:HG2	2.25	0.67
1:P:146:PRO:HB3	1:P:181:ILE:HD11	1.76	0.67
1:X:111:VAL:CG1	1:I:151:THR:HG23	2.18	0.67
1:B:23:TYR:HB2	1:B:24:PRO:HD3	1.76	0.67
1:A:45:TRP:HB2	1:A:50:SER:CA	2.24	0.67
1:C:184:THR:N	1:C:191:LEU:HD22	2.07	0.67
1:K:10:LEU:CD1	1:K:77:LEU:CD1	2.72	0.67
1:O:45:TRP:O	1:O:46:LEU:HB2	1.95	0.67
1:A:75:ARG:O	1:A:79:ARG:HB3	1.95	0.67
1:P:50:SER:H	1:Q:52:PRO:CG	2.07	0.67
1:C:10:LEU:CD2	1:C:77:LEU:HD22	2.24	0.67
1:S:23:TYR:O	1:S:25:HIS:N	2.28	0.67
1:D:20:ARG:HG2	1:D:25:HIS:ND1	2.10	0.67
1:N:45:TRP:CZ3	1:R:49:SER:HB2	2.29	0.67
1:V:19:PHE:HA	1:V:28:LEU:CD1	2.06	0.67
1:O:94:ARG:CG	1:O:169:MET:CB	2.70	0.67
1:S:29:PHE:CG	1:S:45:TRP:CH2	2.82	0.67
1:B:157:LEU:HB3	1:A:183:VAL:HG22	1.76	0.67
1:F:5:ARG:CZ	1:F:205:LYS:O	2.43	0.67
1:C:46:LEU:HD13	1:W:40:GLU:OE1	1.94	0.67
1:J:111:VAL:CG1	1:K:151:THR:HG21	2.25	0.67
1:C:33:PHE:HD1	1:G:46:LEU:HD23	1.58	0.67
1:M:172:LEU:HD22	1:M:204:ALA:CA	2.25	0.67
1:U:40:GLU:O	1:U:41:GLU:HB2	1.94	0.67
1:D:12:ARG:CZ	1:D:20:ARG:HD3	2.25	0.67
1:D:35:LEU:HB3	1:D:36:PRO:HD2	1.77	0.67

*Continued on next page...*

*Continued from previous page...*

Atom-1	Atom-2	Interatomic distance (Å)	Clash overlap (Å)
1:L:183:VAL:HG23	1:L:184:THR:H	1.60	0.67
1:R:151:THR:CG2	1:S:154:SER:CB	2.72	0.67
1:O:51:TRP:CH2	1:S:49:SER:HB3	2.29	0.67
1:W:75:ARG:HD3	1:W:79:ARG:HB2	1.77	0.67
1:A:51:TRP:CB	1:A:52:PRO:CD	2.73	0.66
1:F:191:LEU:HD11	1:E:75:ARG:NH2	2.10	0.66
1:V:23:TYR:HB2	1:V:24:PRO:HD3	1.76	0.66
1:O:51:TRP:CG	1:O:52:PRO:HD2	2.30	0.66
1:A:10:LEU:CD1	1:A:77:LEU:CD2	2.72	0.66
1:A:35:LEU:HD22	1:A:40:GLU:HB3	1.77	0.66
1:A:51:TRP:HB2	1:A:52:PRO:CD	2.25	0.66
1:N:151:THR:HG23	1:O:154:SER:CB	2.23	0.66
1:N:152:GLN:HB3	1:N:168:PRO:HG2	1.74	0.66
1:P:175:GLN:N	1:P:181:ILE:HD13	2.09	0.66
1:V:132:GLY:O	1:V:134:ILE:N	2.28	0.66
1:B:140:ARG:NH1	1:E:134:ILE:CG1	2.58	0.66
1:L:149:ASP:CG	1:L:152:GLN:HG2	2.14	0.66
1:M:26:SER:CB	1:M:45:TRP:CZ3	2.76	0.66
1:Q:3:GLU:O	1:Q:4:ARG:HB2	1.93	0.66
1:F:39:PRO:HD3	1:L:38:LEU:HD11	1.76	0.66
1:O:45:TRP:HB2	1:O:50:SER:HB2	0.67	0.66
1:L:118:VAL:HG23	1:L:144:LEU:HD23	1.78	0.66
1:O:43:SER:HB3	1:O:45:TRP:HD1	1.57	0.66
1:D:45:TRP:CE2	1:H:49:SER:HB3	2.31	0.66
1:R:151:THR:HG21	1:S:154:SER:CB	2.16	0.66
1:D:151:THR:HG21	1:C:166:GLU:HG3	1.77	0.66
1:J:104:PHE:CZ	1:J:138:PHE:CD1	2.84	0.66
1:R:23:TYR:HB2	1:R:24:PRO:HD3	1.77	0.66
1:M:202:THR:CG2	1:M:205:LYS:HZ2	2.03	0.66
1:N:152:GLN:HE21	1:N:168:PRO:CG	2.09	0.66
1:E:176:SER:HB2	1:E:181:ILE:CG1	2.26	0.66
1:S:45:TRP:HE3	1:S:47:GLY:H	1.41	0.66
1:H:20:ARG:HH22	1:W:15:SER:HB2	1.60	0.66
1:B:185:PHE:O	1:A:94:ARG:NH1	2.29	0.66
1:N:11:LEU:HD22	1:O:56:ARG:HB2	1.77	0.66
1:P:186:GLU:OE2	1:P:186:GLU:HA	1.96	0.66
1:O:94:ARG:HB2	1:O:169:MET:HG2	0.68	0.66
1:A:45:TRP:CE3	1:A:50:SER:HA	2.31	0.65
1:A:49:SER:O	1:A:51:TRP:CE3	2.49	0.65
1:P:48:GLY:O	1:Q:52:PRO:HD3	1.95	0.65
1:V:147:GLY:N	1:V:181:ILE:HG21	2.12	0.65

*Continued on next page...*

*Continued from previous page...*

Atom-1	Atom-2	Interatomic distance (Å)	Clash overlap (Å)
1:C:183:VAL:CG1	1:C:187:SER:HB2	2.25	0.65
1:S:45:TRP:CE3	1:S:46:LEU:HA	2.30	0.65
1:C:81:LEU:CD1	1:C:83:SER:N	2.51	0.65
1:H:149:ASP:HB3	1:H:184:THR:CG2	2.26	0.65
1:G:169:MET:HB3	1:G:172:LEU:HD12	1.77	0.65
1:I:181:ILE:HG21	1:I:190:GLN:OE1	1.95	0.65
1:K:40:GLU:HB3	1:O:46:LEU:CD2	2.25	0.65
1:M:26:SER:HB3	1:U:40:GLU:CD	2.16	0.65
1:I:190:GLN:HG3	1:I:191:LEU:HD12	1.78	0.65
1:A:44:GLN:HG2	1:A:45:TRP:CZ3	2.31	0.65
1:A:124:HIS:HB3	1:A:134:ILE:O	1.97	0.65
1:A:191:LEU:HD12	1:A:191:LEU:O	1.97	0.65
1:C:10:LEU:HD21	1:C:77:LEU:HD22	1.78	0.65
1:A:142:TYR:CE1	1:D:133:TYR:CD1	2.85	0.65
1:D:170:PRO:O	1:D:171:LYS:HB3	1.95	0.65
1:F:156:SER:CB	1:E:185:PHE:HZ	2.10	0.65
1:A:124:HIS:CB	1:A:136:ARG:HG2	2.19	0.65
1:A:134:ILE:HG12	1:D:140:ARG:HD2	1.79	0.65
1:S:17:ASP:HB3	1:S:47:GLY:HA3	1.79	0.65
1:A:16:TRP:CD1	1:A:17:ASP:OD1	2.49	0.65
1:V:151:THR:HB	1:W:154:SER:HB3	1.77	0.65
1:X:111:VAL:CG1	1:I:151:THR:HG21	2.26	0.65
1:E:33:PHE:O	1:U:47:GLY:CA	2.44	0.65
1:B:185:PHE:O	1:B:186:GLU:CB	2.44	0.65
1:F:181:ILE:O	1:F:183:VAL:HG23	1.96	0.64
1:T:20:ARG:HH12	1:M:15:SER:C	2.01	0.64
1:E:172:LEU:CD2	1:E:204:ALA:HA	2.24	0.64
1:E:33:PHE:O	1:U:47:GLY:HA2	1.98	0.64
1:O:33:PHE:CD2	1:O:42:TRP:CA	2.79	0.64
1:S:99:LEU:CD1	1:S:140:ARG:HD3	2.28	0.64
1:W:29:PHE:HB2	1:W:45:TRP:CZ2	2.31	0.64
1:R:154:SER:HB3	1:S:152:GLN:HE21	1.62	0.64
1:V:1:MET:N	1:W:31:GLN:HE22	1.94	0.64
1:O:45:TRP:CE3	1:O:46:LEU:HA	2.33	0.64
1:X:111:VAL:HG11	1:I:151:THR:HG21	1.80	0.64
1:E:46:LEU:HD22	1:M:40:GLU:HB2	1.80	0.64
1:M:125:GLU:O	1:M:126:GLU:HB2	1.97	0.64
1:Q:45:TRP:O	1:Q:46:LEU:HB2	1.96	0.64
1:B:19:PHE:O	1:B:28:LEU:CD2	2.46	0.64
1:A:51:TRP:HH2	1:I:51:TRP:HA	1.62	0.64
1:T:19:PHE:HD1	1:T:28:LEU:HB2	1.63	0.64

*Continued on next page...*

*Continued from previous page...*

Atom-1	Atom-2	Interatomic distance (Å)	Clash overlap (Å)
1:M:190:GLN:HG3	1:M:191:LEU:HD12	1.78	0.64
1:O:44:GLN:NE2	1:S:44:GLN:OE1	2.31	0.64
1:W:47:GLY:HA2	1:W:50:SER:OG	1.98	0.64
1:A:26:SER:HB3	1:I:41:GLU:OE1	1.97	0.64
1:A:52:PRO:O	1:A:54:TYR:CD2	2.51	0.64
1:D:45:TRP:NE1	1:H:49:SER:HB3	2.13	0.64
1:F:185:PHE:HE2	1:E:79:ARG:HE	1.43	0.64
1:N:152:GLN:HG3	1:N:168:PRO:HG2	1.79	0.64
1:N:157:LEU:HD21	1:O:182:PRO:O	1.97	0.64
1:P:140:ARG:NE	1:O:134:ILE:HD12	2.12	0.64
1:R:33:PHE:CE2	1:S:7:PRO:HG2	2.32	0.64
1:T:19:PHE:HD1	1:T:28:LEU:HB3	1.53	0.64
1:F:23:TYR:HB2	1:F:24:PRO:HD3	1.78	0.64
1:U:195:GLU:O	1:U:202:THR:N	2.30	0.64
1:B:15:SER:HA	1:B:20:ARG:CZ	2.28	0.64
1:B:133:TYR:CZ	1:E:142:TYR:CE1	2.86	0.64
1:D:11:LEU:CD1	1:D:171:LYS:HZ2	1.96	0.64
1:J:38:LEU:CB	1:J:39:PRO:CD	2.76	0.64
1:T:126:GLU:CD	1:T:134:ILE:HD12	2.18	0.63
1:X:71:PRO:O	1:X:75:ARG:HG3	1.97	0.63
1:O:45:TRP:CD2	1:O:46:LEU:N	2.56	0.63
1:S:149:ASP:OD1	1:S:150:PRO:HD2	1.98	0.63
1:A:15:SER:CB	1:A:16:TRP:CZ3	2.78	0.63
1:C:38:LEU:HB3	1:C:39:PRO:HD3	1.80	0.63
1:S:175:GLN:C	1:S:191:LEU:HD11	2.18	0.63
1:U:26:SER:O	1:U:45:TRP:CZ2	2.51	0.63
1:E:181:ILE:HG21	1:E:191:LEU:HG	1.81	0.63
1:O:94:ARG:HG3	1:O:169:MET:CB	2.24	0.63
1:A:44:GLN:CG	1:A:45:TRP:CE3	2.82	0.63
1:I:45:TRP:CH2	1:Q:41:GLU:OE2	2.52	0.63
1:A:45:TRP:HB2	1:A:50:SER:HA	1.80	0.63
1:H:183:VAL:HG13	1:G:156:SER:HB3	1.79	0.63
1:N:133:TYR:HD1	1:M:140:ARG:NH2	1.93	0.63
1:A:35:LEU:HD21	1:A:41:GLU:O	1.99	0.63
1:D:131:HIS:HD2	1:D:133:TYR:OH	1.82	0.63
1:F:156:SER:HB3	1:E:185:PHE:CE2	2.33	0.63
1:J:38:LEU:CB	1:J:39:PRO:HD3	2.28	0.63
1:O:55:VAL:HG23	1:O:56:ARG:N	2.12	0.63
1:U:16:TRP:CD1	1:U:20:ARG:HD2	2.33	0.63
1:I:120:ILE:HG21	1:I:163:LEU:CD2	2.28	0.63
1:K:146:PRO:HG2	1:K:205:LYS:HE3	1.80	0.63

*Continued on next page...*

*Continued from previous page...*

Atom-1	Atom-2	Interatomic distance (Å)	Clash overlap (Å)
1:D:99:LEU:HD23	1:D:140:ARG:CZ	2.27	0.63
1:A:137:CYS:O	1:D:137:CYS:HB3	1.99	0.63
1:A:147:GLY:HA2	1:A:175:GLN:HB2	1.79	0.63
1:A:171:LYS:O	1:A:172:LEU:HB2	1.98	0.63
1:D:184:THR:CG2	1:D:191:LEU:HD13	2.29	0.63
1:W:171:LYS:HZ1	1:W:188:ARG:NH1	1.96	0.63
1:H:1:MET:SD	1:H:192:GLY:C	2.77	0.62
1:I:26:SER:HB2	1:I:45:TRP:CH2	2.33	0.62
1:D:81:LEU:HD21	1:D:92:ALA:HA	1.81	0.62
1:D:26:SER:HB3	1:H:41:GLU:HG2	1.81	0.62
1:T:19:PHE:CD1	1:T:28:LEU:CB	2.76	0.62
1:F:12:ARG:NE	1:F:20:ARG:HH11	1.97	0.62
1:P:108:GLU:OE1	1:Q:180:THR:CG2	2.48	0.62
1:E:39:PRO:O	1:E:40:GLU:HG3	1.98	0.62
1:O:33:PHE:CE2	1:O:42:TRP:HB3	2.35	0.62
1:A:43:SER:O	1:A:44:GLN:HB3	2.00	0.62
1:F:157:LEU:CD2	1:E:182:PRO:HB3	2.30	0.62
1:H:1:MET:CE	1:H:192:GLY:O	2.48	0.62
1:P:50:SER:N	1:Q:52:PRO:HG3	2.14	0.62
1:X:23:TYR:HB2	1:X:24:PRO:HD3	1.80	0.62
1:E:12:ARG:NH1	1:E:21:ASP:HB3	2.14	0.62
1:I:45:TRP:HE3	1:I:46:LEU:CD1	2.10	0.62
1:Q:38:LEU:CD1	1:Q:39:PRO:N	2.50	0.62
1:U:192:GLY:N	1:U:195:GLU:OE2	2.31	0.62
1:W:45:TRP:HB2	1:W:50:SER:HA	1.82	0.62
1:W:80:GLN:HE22	1:W:160:GLU:CG	2.11	0.62
1:K:40:GLU:HA	1:O:26:SER:HB3	1.81	0.62
1:D:159:PRO:CA	1:C:186:GLU:CG	2.58	0.62
1:H:40:GLU:HB2	1:G:8:PHE:HE2	1.61	0.62
1:C:12:ARG:HH22	1:C:77:LEU:HD23	1.65	0.62
1:E:49:SER:HB2	1:M:33:PHE:O	1.98	0.62
1:Q:35:LEU:HD23	1:Q:37:ARG:HG3	1.82	0.62
1:S:51:TRP:HB2	1:S:52:PRO:HD2	1.82	0.62
1:A:130:GLU:O	1:D:140:ARG:NH2	2.31	0.62
1:D:111:VAL:O	1:C:150:PRO:HB2	1.99	0.62
1:M:46:LEU:HD23	1:U:33:PHE:HB2	1.82	0.62
1:P:50:SER:H	1:Q:52:PRO:HG3	1.64	0.62
1:R:151:THR:HG23	1:S:154:SER:HA	1.81	0.62
1:T:185:PHE:CZ	1:U:164:THR:OG1	2.52	0.62
1:K:10:LEU:HD13	1:K:77:LEU:CD1	2.30	0.62
1:V:124:HIS:HB3	1:V:136:ARG:HG3	1.81	0.61

*Continued on next page...*

*Continued from previous page...*

Atom-1	Atom-2	Interatomic distance (Å)	Clash overlap (Å)
1:E:187:SER:C	1:E:189:ALA:H	2.02	0.61
1:U:41:GLU:C	1:U:42:TRP:CD1	2.74	0.61
1:B:175:GLN:OE1	1:B:176:SER:N	2.31	0.61
1:A:51:TRP:CZ2	1:P:48:GLY:O	2.53	0.61
1:D:17:ASP:HB3	1:D:89:ARG:HB3	1.81	0.61
1:H:1:MET:HE2	1:H:192:GLY:C	2.20	0.61
1:N:41:GLU:OE2	1:O:11:LEU:HD13	2.00	0.61
1:N:45:TRP:HH2	1:R:50:SER:H	1.48	0.61
1:V:8:PHE:HE1	1:W:56:ARG:NH2	1.98	0.61
1:M:95:TRP:CZ3	1:M:165:VAL:HG12	2.26	0.61
1:O:21:ASP:OD1	1:O:22:TRP:N	2.32	0.61
1:P:184:THR:H	1:P:191:LEU:HD13	1.64	0.61
1:T:52:PRO:HA	1:U:55:VAL:HG11	1.77	0.61
1:M:44:GLN:HG3	1:U:44:GLN:HB2	1.82	0.61
1:A:12:ARG:CZ	1:A:16:TRP:O	2.49	0.61
1:D:146:PRO:CB	1:D:175:GLN:HG3	2.29	0.61
1:L:5:ARG:HE	1:M:36:PRO:HG3	1.65	0.61
1:P:184:THR:HB	1:P:191:LEU:HD13	1.81	0.61
1:A:10:LEU:HG	1:A:77:LEU:HD22	1.79	0.61
1:T:41:GLU:HB3	1:U:11:LEU:HD22	1.83	0.61
1:C:45:TRP:HE3	1:C:45:TRP:H	1.46	0.61
1:S:75:ARG:HB3	1:S:79:ARG:HD2	1.82	0.61
1:A:22:TRP:CD1	1:A:72:ALA:HB1	2.36	0.61
1:H:23:TYR:HB2	1:H:24:PRO:HD3	1.81	0.61
1:N:152:GLN:CB	1:N:168:PRO:CG	2.72	0.61
1:R:190:GLN:HB2	1:S:74:SER:CB	2.29	0.61
1:X:40:GLU:HB2	1:I:8:PHE:CZ	2.34	0.61
1:E:51:TRP:CD1	1:U:49:SER:HB2	2.36	0.61
1:Q:45:TRP:O	1:Q:46:LEU:CB	2.48	0.61
1:B:133:TYR:CD2	1:E:140:ARG:NH2	2.69	0.61
1:A:33:PHE:CE1	1:A:35:LEU:CD1	2.84	0.61
1:I:99:LEU:CD1	1:I:140:ARG:CD	2.73	0.61
1:G:17:ASP:HB3	1:G:18:PRO:HD2	1.83	0.61
1:O:94:ARG:HG2	1:O:169:MET:H	1.64	0.61
1:D:99:LEU:HD21	1:D:140:ARG:HD3	1.82	0.61
1:F:179:ILE:O	1:F:181:ILE:CD1	2.49	0.61
1:N:45:TRP:HH2	1:R:50:SER:N	1.97	0.61
1:P:190:GLN:NE2	1:Q:55:VAL:CG1	2.62	0.61
1:R:151:THR:CG2	1:S:154:SER:N	2.64	0.61
1:I:42:TRP:N	1:I:44:GLN:NE2	2.28	0.61
1:B:19:PHE:HA	1:B:28:LEU:CB	2.30	0.61

*Continued on next page...*



*Continued from previous page...*

Atom-1	Atom-2	Interatomic distance (Å)	Clash overlap (Å)
1:A:51:TRP:HZ2	1:P:48:GLY:O	1.84	0.61
1:F:134:ILE:HG23	1:F:134:ILE:O	2.00	0.61
1:H:33:PHE:HB3	1:H:42:TRP:CH2	2.36	0.61
1:H:183:VAL:HG13	1:G:156:SER:CB	2.29	0.61
1:N:190:GLN:NE2	1:O:55:VAL:HG21	2.16	0.61
1:P:97:VAL:HG21	1:P:142:TYR:CE2	2.36	0.61
1:A:49:SER:O	1:A:51:TRP:CZ3	2.54	0.60
1:N:25:HIS:N	1:R:41:GLU:OE2	2.34	0.60
1:C:118:VAL:HG23	1:C:144:LEU:HD11	1.81	0.60
1:O:23:TYR:O	1:O:25:HIS:N	2.33	0.60
1:U:191:LEU:HA	1:U:195:GLU:OE1	2.01	0.60
1:M:49:SER:HB2	1:U:56:ARG:NH2	2.16	0.60
1:U:29:PHE:HB2	1:U:45:TRP:CE2	2.36	0.60
1:E:49:SER:OG	1:M:33:PHE:HB2	2.02	0.60
1:W:17:ASP:HB3	1:W:47:GLY:HA3	1.83	0.60
1:L:23:TYR:HB2	1:L:24:PRO:HD3	1.82	0.60
1:O:94:ARG:CB	1:O:169:MET:HG3	2.24	0.60
1:B:43:SER:HA	1:X:45:TRP:HH2	1.66	0.60
1:D:27:ARG:NH1	1:D:30:ASP:OD2	2.33	0.60
1:F:128:GLN:OE1	1:F:133:TYR:CZ	2.54	0.60
1:V:133:TYR:HD1	1:U:142:TYR:CE1	2.08	0.60
1:C:44:GLN:CB	1:W:44:GLN:HG3	2.20	0.60
1:E:183:VAL:O	1:E:187:SER:CB	2.50	0.60
1:G:51:TRP:HB2	1:G:52:PRO:HD2	1.81	0.60
1:D:77:LEU:HD12	1:D:89:ARG:HE	1.66	0.60
1:D:183:VAL:CG1	1:C:156:SER:HB3	2.29	0.60
1:K:10:LEU:HG	1:K:10:LEU:O	2.01	0.60
1:S:35:LEU:HG	1:S:36:PRO:HD2	1.84	0.60
1:U:99:LEU:HD11	1:U:140:ARG:HD2	1.84	0.60
1:B:33:PHE:HB3	1:B:42:TRP:CH2	2.36	0.60
1:A:133:TYR:CE1	1:D:142:TYR:HA	2.36	0.60
1:J:38:LEU:HD23	1:R:38:LEU:HD13	1.84	0.60
1:I:43:SER:N	1:I:44:GLN:OE1	2.34	0.60
1:O:33:PHE:CE2	1:O:42:TRP:CB	2.85	0.60
1:G:20:ARG:HG3	1:G:20:ARG:O	2.01	0.60
1:O:183:VAL:HG23	1:O:184:THR:H	1.67	0.60
1:S:45:TRP:CZ3	1:S:46:LEU:HA	2.36	0.60
1:A:17:ASP:HB2	1:A:18:PRO:HD2	1.83	0.60
1:N:146:PRO:HB2	1:N:175:GLN:HG2	1.83	0.60
1:E:81:LEU:HD23	1:E:162:THR:HG21	1.84	0.60
1:D:51:TRP:NE1	1:V:45:TRP:NE1	2.49	0.59

*Continued on next page...*

*Continued from previous page...*

Atom-1	Atom-2	Interatomic distance (Å)	Clash overlap (Å)
1:J:185:PHE:CZ	1:K:156:SER:HB2	2.36	0.59
1:Q:35:LEU:HD22	1:Q:37:ARG:NE	2.17	0.59
1:Q:125:GLU:CD	1:Q:135:SER:OG	2.39	0.59
1:A:97:VAL:HG22	1:A:165:VAL:HB	1.84	0.59
1:C:77:LEU:HD12	1:C:78:SER:HB2	1.83	0.59
1:D:78:SER:OG	1:D:81:LEU:HD23	2.02	0.59
1:J:51:TRP:CD1	1:R:45:TRP:CZ3	2.90	0.59
1:N:52:PRO:HA	1:O:55:VAL:HG13	1.84	0.59
1:R:191:LEU:HD23	1:S:71:PRO:O	2.01	0.59
1:T:140:ARG:HD2	1:S:134:ILE:HG23	1.83	0.59
1:Q:50:SER:OG	1:Q:51:TRP:N	2.34	0.59
1:S:45:TRP:HE3	1:S:46:LEU:N	1.96	0.59
1:E:150:PRO:HG3	1:E:179:ILE:HG21	1.84	0.59
1:F:175:GLN:OE1	1:F:205:LYS:OXT	2.20	0.59
1:L:183:VAL:HA	1:M:155:SER:O	2.02	0.59
1:V:151:THR:HG21	1:W:154:SER:HB3	1.85	0.59
1:B:133:TYR:O	1:B:135:SER:N	2.35	0.59
1:N:163:LEU:HD12	1:N:164:THR:HA	1.83	0.59
1:T:12:ARG:NH2	1:T:20:ARG:HH11	2.00	0.59
1:S:12:ARG:HG2	1:S:18:PRO:HA	1.85	0.59
1:A:43:SER:O	1:A:44:GLN:CB	2.51	0.59
1:N:165:VAL:O	1:N:165:VAL:HG12	2.03	0.59
1:R:52:PRO:CB	1:S:10:LEU:CD1	2.74	0.59
1:I:99:LEU:HG	1:I:140:ARG:NH1	2.17	0.59
1:K:97:VAL:HG23	1:K:165:VAL:HG22	1.85	0.59
1:M:45:TRP:O	1:M:45:TRP:HE3	1.86	0.59
1:P:94:ARG:HG2	1:P:168:PRO:HA	1.85	0.59
1:K:38:LEU:HG	1:K:39:PRO:HD3	1.83	0.59
1:O:181:ILE:O	1:O:181:ILE:HG23	2.02	0.59
1:N:47:GLY:HA2	1:S:48:GLY:HA2	1.85	0.59
1:U:37:ARG:HB2	1:U:40:GLU:CG	2.33	0.59
1:D:45:TRP:HH2	1:H:50:SER:C	2.05	0.59
1:D:168:PRO:CB	1:D:188:ARG:NH2	2.60	0.59
1:N:152:GLN:HB2	1:N:168:PRO:HD2	1.74	0.59
1:A:35:LEU:CB	1:Q:46:LEU:HD21	2.25	0.58
1:N:45:TRP:HH2	1:R:51:TRP:H	1.49	0.58
1:V:183:VAL:O	1:W:156:SER:OG	2.20	0.58
1:S:5:ARG:O	1:S:6:VAL:HG13	2.03	0.58
1:B:140:ARG:NH1	1:E:134:ILE:HG13	2.17	0.58
1:J:133:TYR:O	1:I:140:ARG:NE	2.36	0.58
1:K:26:SER:HA	1:K:45:TRP:HH2	1.68	0.58

*Continued on next page...*

*Continued from previous page...*

Atom-1	Atom-2	Interatomic distance (Å)	Clash overlap (Å)
1:O:21:ASP:OD2	1:O:73:TYR:CD1	2.56	0.58
1:U:29:PHE:HD1	1:U:45:TRP:CH2	2.20	0.58
1:U:196:ALA:O	1:U:197:ALA:HB3	2.03	0.58
1:F:12:ARG:HB3	1:F:20:ARG:HH12	1.68	0.58
1:N:153:VAL:HA	1:N:166:GLU:O	2.04	0.58
1:N:157:LEU:HD11	1:O:183:VAL:HG12	1.84	0.58
1:E:118:VAL:HB	1:E:142:TYR:HB2	1.85	0.58
1:V:153:VAL:O	1:W:151:THR:O	2.22	0.58
1:I:99:LEU:HD12	1:I:140:ARG:CD	2.34	0.58
1:B:16:TRP:CD1	1:B:20:ARG:NH1	2.71	0.58
1:D:20:ARG:HG2	1:D:25:HIS:HB3	1.83	0.58
1:D:81:LEU:HD22	1:D:92:ALA:CA	2.34	0.58
1:F:12:ARG:NH1	1:F:20:ARG:HD3	2.17	0.58
1:H:1:MET:HE1	1:H:192:GLY:O	2.04	0.58
1:V:153:VAL:HA	1:V:167:ALA:HB2	1.84	0.58
1:Q:45:TRP:C	1:Q:45:TRP:HE3	2.07	0.58
1:W:35:LEU:HG	1:W:36:PRO:HD2	1.85	0.58
1:A:12:ARG:NH1	1:A:16:TRP:N	2.28	0.58
1:A:174:THR:HG21	1:A:202:THR:O	2.04	0.58
1:C:26:SER:HB3	1:C:45:TRP:CZ3	2.38	0.58
1:Q:38:LEU:HD11	1:Q:39:PRO:HD3	1.75	0.58
1:A:35:LEU:HD13	1:A:37:ARG:O	2.03	0.58
1:H:3:GLU:O	1:H:4:ARG:CG	2.52	0.58
1:R:185:PHE:HZ	1:S:164:THR:HB	1.68	0.58
1:T:23:TYR:HB3	1:T:24:PRO:HD3	1.85	0.58
1:G:45:TRP:CD1	1:G:51:TRP:CH2	2.92	0.58
1:U:51:TRP:HB2	1:U:52:PRO:HD2	1.85	0.58
1:B:16:TRP:NE1	1:Q:15:SER:HB3	2.16	0.58
1:D:81:LEU:HD21	1:D:188:ARG:NH1	2.18	0.58
1:A:20:ARG:HG3	1:A:24:PRO:HD3	1.86	0.58
1:D:77:LEU:O	1:D:89:ARG:HG2	2.03	0.58
1:A:15:SER:HB2	1:A:16:TRP:HE3	1.51	0.58
1:A:131:HIS:HB3	1:A:134:ILE:CD1	2.34	0.58
1:K:177:ASN:ND2	1:K:200:ASP:HA	2.17	0.58
1:N:25:HIS:CD2	1:S:11:LEU:HB2	2.39	0.57
1:N:45:TRP:HH2	1:R:51:TRP:N	2.01	0.57
1:P:47:GLY:HA2	1:I:48:GLY:HA2	1.85	0.57
1:A:30:ASP:O	1:A:33:PHE:CE2	2.57	0.57
1:H:184:THR:HG23	1:H:184:THR:O	2.03	0.57
1:B:99:LEU:HD11	1:B:140:ARG:HD3	1.85	0.57
1:J:29:PHE:HB2	1:J:46:LEU:HD21	1.85	0.57

*Continued on next page...*

*Continued from previous page...*

Atom-1	Atom-2	Interatomic distance (Å)	Clash overlap (Å)
1:N:152:GLN:CB	1:N:168:PRO:HG2	2.34	0.57
1:P:3:GLU:C	1:Q:36:PRO:HB3	2.24	0.57
1:E:79:ARG:O	1:E:81:LEU:N	2.33	0.57
1:A:12:ARG:NH1	1:A:15:SER:OG	2.37	0.57
1:D:150:PRO:O	1:C:151:THR:O	2.23	0.57
1:L:175:GLN:N	1:L:181:ILE:HD13	2.20	0.57
1:N:48:GLY:O	1:O:52:PRO:HD3	2.05	0.57
1:M:162:THR:O	1:M:162:THR:HG22	2.05	0.57
1:F:157:LEU:N	1:E:185:PHE:CE2	2.71	0.57
1:V:8:PHE:CE2	1:W:34:GLY:HA2	2.39	0.57
1:X:35:LEU:HD12	1:X:35:LEU:N	2.19	0.57
1:E:183:VAL:HG22	1:E:187:SER:CB	2.32	0.57
1:I:44:GLN:CG	1:Q:44:GLN:HE21	2.12	0.57
1:O:33:PHE:CG	1:O:42:TRP:O	2.58	0.57
1:B:118:VAL:HG23	1:B:144:LEU:HD11	1.85	0.57
1:I:148:VAL:HG22	1:I:169:MET:HG2	1.85	0.57
1:Q:45:TRP:O	1:Q:45:TRP:HE3	1.87	0.57
1:W:51:TRP:CZ2	1:W:54:TYR:HE2	2.22	0.57
1:C:49:SER:HA	1:W:51:TRP:CZ2	2.39	0.57
1:K:146:PRO:CG	1:K:205:LYS:HE3	2.34	0.57
1:M:94:ARG:HB2	1:M:169:MET:CG	2.34	0.57
1:O:94:ARG:CG	1:O:169:MET:CG	2.82	0.57
1:U:45:TRP:HB3	1:U:51:TRP:CZ2	2.40	0.57
1:D:52:PRO:HG2	1:C:10:LEU:O	2.04	0.57
1:L:144:LEU:O	1:L:144:LEU:HD12	2.05	0.57
1:X:191:LEU:HD11	1:I:75:ARG:HH21	1.70	0.57
1:C:39:PRO:O	1:G:26:SER:OG	2.22	0.57
1:G:45:TRP:O	1:G:46:LEU:HD23	2.04	0.57
1:K:26:SER:HA	1:K:45:TRP:CH2	2.39	0.57
1:U:26:SER:O	1:U:45:TRP:HZ2	1.88	0.57
1:B:128:GLN:CB	1:B:131:HIS:O	2.48	0.57
1:H:151:THR:HG23	1:G:154:SER:HB3	1.86	0.57
1:N:157:LEU:HD12	1:N:157:LEU:O	2.04	0.57
1:R:128:GLN:HB2	1:R:132:GLY:CA	2.34	0.57
1:R:151:THR:HG23	1:S:154:SER:N	2.19	0.57
1:T:12:ARG:CZ	1:T:20:ARG:HD3	2.34	0.57
1:V:49:SER:HA	1:W:52:PRO:CG	2.31	0.57
1:M:160:GLU:OE1	1:M:160:GLU:HA	2.05	0.57
1:X:104:PHE:CE1	1:X:136:ARG:HG3	2.39	0.57
1:I:49:SER:HB3	1:Q:51:TRP:CZ3	2.39	0.57
1:D:25:HIS:HB2	1:H:41:GLU:OE1	2.05	0.56

*Continued on next page...*

*Continued from previous page...*

Atom-1	Atom-2	Interatomic distance (Å)	Clash overlap (Å)
1:R:151:THR:CG2	1:S:154:SER:CA	2.83	0.56
1:V:1:MET:N	1:W:31:GLN:NE2	2.53	0.56
1:V:8:PHE:HE1	1:W:56:ARG:CZ	2.18	0.56
1:V:48:GLY:C	1:W:52:PRO:CG	2.73	0.56
1:K:183:VAL:O	1:K:187:SER:OG	2.23	0.56
1:D:111:VAL:HG23	1:D:120:ILE:HG12	1.86	0.56
1:L:192:GLY:HA3	1:L:201:GLU:HA	1.86	0.56
1:N:45:TRP:O	1:N:46:LEU:CB	2.51	0.56
1:V:133:TYR:CE1	1:U:142:TYR:CE1	2.90	0.56
1:X:44:GLN:O	1:X:45:TRP:HB2	2.04	0.56
1:C:184:THR:HA	1:C:191:LEU:HD23	1.76	0.56
1:Q:38:LEU:HD12	1:Q:39:PRO:CA	2.35	0.56
1:S:28:LEU:HD21	1:S:73:TYR:OH	2.05	0.56
1:D:149:ASP:OD2	1:D:183:VAL:O	2.23	0.56
1:F:191:LEU:CD1	1:E:75:ARG:CZ	2.78	0.56
1:L:150:PRO:O	1:M:151:THR:O	2.23	0.56
1:P:159:PRO:HA	1:Q:186:GLU:CD	2.25	0.56
1:T:23:TYR:N	1:T:23:TYR:CD1	2.73	0.56
1:E:46:LEU:O	1:E:46:LEU:HG	2.05	0.56
1:K:44:GLN:HG3	1:O:44:GLN:CB	2.36	0.56
1:M:80:GLN:CG	1:M:160:GLU:HG3	2.32	0.56
1:O:37:ARG:HB2	1:O:40:GLU:CD	2.22	0.56
1:U:16:TRP:HD1	1:U:20:ARG:HD2	1.69	0.56
1:B:133:TYR:CB	1:E:140:ARG:HG3	2.34	0.56
1:D:94:ARG:HG2	1:D:168:PRO:HA	1.88	0.56
1:H:45:TRP:CE3	1:H:45:TRP:HA	2.40	0.56
1:J:175:GLN:N	1:J:181:ILE:HD12	2.20	0.56
1:M:16:TRP:HB2	1:M:20:ARG:HD2	1.86	0.56
1:B:158:SER:HA	1:A:186:GLU:HG2	1.86	0.56
1:R:33:PHE:CZ	1:S:7:PRO:CB	2.89	0.56
1:D:71:PRO:O	1:D:72:ALA:HB2	2.04	0.56
1:N:152:GLN:HE21	1:N:168:PRO:HG3	1.70	0.56
1:Q:38:LEU:HD12	1:Q:39:PRO:CG	2.34	0.56
1:B:37:ARG:NH2	1:A:4:ARG:HD2	2.21	0.56
1:L:182:PRO:C	1:L:183:VAL:HG13	2.20	0.56
1:V:5:ARG:HE	1:W:36:PRO:HG3	1.71	0.56
1:O:152:GLN:O	1:O:167:ALA:HB1	2.06	0.56
1:A:97:VAL:HG21	1:A:142:TYR:CE2	2.41	0.56
1:J:111:VAL:HG12	1:K:151:THR:HG21	1.88	0.56
1:J:140:ARG:CZ	1:I:134:ILE:HG12	2.36	0.56
1:N:49:SER:CA	1:O:52:PRO:HG3	2.35	0.56

*Continued on next page...*

*Continued from previous page...*

Atom-1	Atom-2	Interatomic distance (Å)	Clash overlap (Å)
1:T:20:ARG:NH1	1:M:15:SER:CA	2.68	0.56
1:C:51:TRP:HE1	1:C:54:TYR:HE2	1.53	0.56
1:K:97:VAL:HG23	1:K:165:VAL:CG2	2.36	0.56
1:J:185:PHE:CE1	1:K:164:THR:O	2.59	0.56
1:L:171:LYS:HG3	1:L:192:GLY:HA2	1.88	0.56
1:N:146:PRO:HB3	1:N:181:ILE:HD11	1.88	0.56
1:C:46:LEU:HD23	1:W:34:GLY:HA3	1.88	0.56
1:W:7:PRO:O	1:W:11:LEU:HD13	2.06	0.56
1:D:20:ARG:CG	1:D:25:HIS:ND1	2.69	0.56
1:D:45:TRP:CE3	1:H:51:TRP:CE2	2.94	0.56
1:H:3:GLU:O	1:H:4:ARG:HG2	2.05	0.56
1:L:11:LEU:HD11	1:L:171:LYS:NZ	2.20	0.56
1:N:45:TRP:CE3	1:R:51:TRP:NE1	2.74	0.56
1:N:45:TRP:HB3	1:N:49:SER:N	2.20	0.56
1:T:133:TYR:O	1:T:135:SER:N	2.39	0.56
1:V:104:PHE:HE1	1:V:136:ARG:HG3	1.71	0.56
1:U:12:ARG:HG3	1:U:19:PHE:HD1	1.68	0.56
1:W:26:SER:HA	1:W:45:TRP:HH2	1.71	0.56
1:R:201:GLU:OE2	1:S:56:ARG:HB2	2.06	0.55
1:V:40:GLU:O	1:V:41:GLU:HB2	2.06	0.55
1:G:17:ASP:HB3	1:G:18:PRO:CD	2.36	0.55
1:K:146:PRO:HG2	1:K:205:LYS:CE	2.35	0.55
1:N:153:VAL:O	1:O:151:THR:O	2.24	0.55
1:T:94:ARG:HG2	1:T:168:PRO:HA	1.88	0.55
1:V:50:SER:H	1:W:52:PRO:HB3	1.71	0.55
1:X:36:PRO:O	1:X:38:LEU:HD22	2.06	0.55
1:X:51:TRP:CZ3	1:I:11:LEU:HD22	2.41	0.55
1:X:151:THR:HG23	1:I:154:SER:CB	2.36	0.55
1:O:51:TRP:CE2	1:S:49:SER:HA	2.40	0.55
1:N:152:GLN:CB	1:N:168:PRO:CD	2.43	0.55
1:A:134:ILE:O	1:A:134:ILE:HG22	2.05	0.55
1:E:188:ARG:HG3	1:E:188:ARG:O	2.07	0.55
1:Q:37:ARG:HD2	1:Q:40:GLU:OE1	2.04	0.55
1:B:49:SER:HB2	1:X:45:TRP:CH2	2.42	0.55
1:A:45:TRP:HB2	1:A:50:SER:HB3	1.87	0.55
1:D:146:PRO:CG	1:D:175:GLN:NE2	2.70	0.55
1:T:40:GLU:OE1	1:U:6:VAL:HG13	2.06	0.55
1:V:99:LEU:HB3	1:V:163:LEU:HB3	1.89	0.55
1:V:151:THR:CB	1:W:154:SER:HB3	2.36	0.55
1:L:94:ARG:HG2	1:L:168:PRO:HA	1.88	0.55
1:N:12:ARG:NH1	1:S:12:ARG:HB3	2.22	0.55

*Continued on next page...*

*Continued from previous page...*

Atom-1	Atom-2	Interatomic distance (Å)	Clash overlap (Å)
1:T:116:GLY:HA3	1:T:181:ILE:HD11	1.87	0.55
1:V:51:TRP:CE3	1:W:11:LEU:HG	2.42	0.55
1:C:45:TRP:N	1:C:45:TRP:CE3	2.75	0.55
1:T:51:TRP:CE3	1:U:11:LEU:HD23	2.41	0.55
1:C:175:GLN:HB2	1:C:191:LEU:HD11	1.89	0.55
1:I:49:SER:O	1:Q:51:TRP:CD2	2.59	0.55
1:U:192:GLY:H	1:U:195:GLU:CD	2.09	0.55
1:B:51:TRP:CD1	1:X:45:TRP:CZ2	2.94	0.55
1:F:5:ARG:NH1	1:F:205:LYS:O	2.40	0.55
1:J:49:SER:HA	1:K:52:PRO:HG3	1.88	0.55
1:K:44:GLN:CD	1:S:44:GLN:HE21	2.10	0.55
1:K:97:VAL:CG2	1:K:165:VAL:CG2	2.85	0.55
1:U:194:PRO:O	1:U:195:GLU:CG	2.55	0.55
1:D:183:VAL:HG13	1:C:156:SER:CB	2.32	0.55
1:P:99:LEU:HB3	1:P:163:LEU:HB3	1.89	0.55
1:B:16:TRP:NE1	1:B:20:ARG:NH1	2.54	0.55
1:D:146:PRO:CG	1:D:175:GLN:CG	2.70	0.55
1:F:191:LEU:HD12	1:E:75:ARG:NH2	2.22	0.55
1:H:150:PRO:O	1:G:151:THR:O	2.25	0.55
1:N:45:TRP:CE3	1:R:49:SER:HB2	2.41	0.55
1:N:183:VAL:O	1:O:156:SER:OG	2.22	0.55
1:T:133:TYR:CE1	1:S:142:TYR:CD2	2.94	0.55
1:M:178:GLU:O	1:M:179:ILE:CG2	2.44	0.55
1:O:45:TRP:CG	1:O:46:LEU:N	2.75	0.55
1:W:175:GLN:CD	1:W:191:LEU:O	2.45	0.55
1:A:1:MET:CG	1:A:9:SER:OG	2.54	0.54
1:V:51:TRP:HE3	1:W:11:LEU:HG	1.73	0.54
1:C:51:TRP:CE2	1:G:49:SER:HB2	2.42	0.54
1:E:107:ASP:H	1:E:124:HIS:HB3	1.72	0.54
1:K:10:LEU:HD11	1:K:77:LEU:HD13	1.88	0.54
1:S:6:VAL:HG23	1:S:6:VAL:O	2.06	0.54
1:B:133:TYR:OH	1:E:142:TYR:HD1	1.88	0.54
1:D:75:ARG:C	1:D:77:LEU:H	2.10	0.54
1:T:20:ARG:HH12	1:M:15:SER:CA	2.20	0.54
1:E:183:VAL:HG11	1:E:190:GLN:HE21	1.72	0.54
1:G:55:VAL:HG23	1:G:55:VAL:O	2.07	0.54
1:I:42:TRP:C	1:I:44:GLN:OE1	2.46	0.54
1:K:38:LEU:CG	1:K:39:PRO:HD3	2.37	0.54
1:B:133:TYR:CE1	1:E:141:LYS:O	2.61	0.54
1:G:19:PHE:HZ	1:G:55:VAL:HG13	1.71	0.54
1:O:12:ARG:CG	1:O:19:PHE:HA	2.37	0.54

*Continued on next page...*

*Continued from previous page...*

Atom-1	Atom-2	Interatomic distance (Å)	Clash overlap (Å)
1:X:150:PRO:HB2	1:I:153:VAL:O	2.07	0.54
1:E:51:TRP:HB2	1:E:52:PRO:HD2	1.89	0.54
1:A:12:ARG:NH2	1:X:12:ARG:NH2	2.55	0.54
1:F:156:SER:CB	1:E:185:PHE:CZ	2.81	0.54
1:M:49:SER:HB2	1:U:56:ARG:HH22	1.72	0.54
1:W:171:LYS:HZ3	1:W:188:ARG:CZ	2.19	0.54
1:D:31:GLN:O	1:D:73:TYR:CE2	2.52	0.54
1:N:12:ARG:HH12	1:S:12:ARG:HB3	1.72	0.54
1:N:114:LYS:HD2	1:O:112:LYS:HD2	1.90	0.54
1:O:30:ASP:OD1	1:O:42:TRP:HB2	2.07	0.54
1:U:169:MET:HB3	1:U:170:PRO:CD	2.38	0.54
1:B:95:TRP:CZ2	1:B:144:LEU:HD23	2.43	0.54
1:N:22:TRP:HB2	1:N:28:LEU:HD11	1.89	0.54
1:N:40:GLU:OE1	1:O:6:VAL:HG21	2.07	0.54
1:T:135:SER:HB2	1:S:140:ARG:HA	1.89	0.54
1:O:33:PHE:CD2	1:O:42:TRP:C	2.81	0.54
1:A:44:GLN:CG	1:A:45:TRP:CZ3	2.91	0.54
1:M:171:LYS:HG3	1:M:171:LYS:O	2.07	0.54
1:D:44:GLN:O	1:D:49:SER:HB2	2.07	0.54
1:D:99:LEU:CD2	1:D:140:ARG:CD	2.86	0.54
1:H:50:SER:H	1:G:52:PRO:HB3	1.72	0.54
1:N:45:TRP:CE2	1:S:52:PRO:HA	2.42	0.54
1:N:152:GLN:HE21	1:N:168:PRO:HG2	1.71	0.54
1:N:180:THR:HG21	1:O:109:LEU:H	1.73	0.54
1:V:201:GLU:OE2	1:W:56:ARG:HG3	2.08	0.54
1:U:29:PHE:HD1	1:U:45:TRP:CZ3	2.26	0.54
1:B:19:PHE:C	1:B:28:LEU:HG	2.28	0.54
1:A:51:TRP:CH2	1:I:51:TRP:HA	2.42	0.54
1:D:108:GLU:HB2	1:C:180:THR:HG22	1.90	0.54
1:D:111:VAL:HG22	1:C:151:THR:CG2	2.38	0.54
1:J:150:PRO:O	1:K:151:THR:O	2.25	0.54
1:R:37:ARG:HB2	1:R:40:GLU:OE2	2.08	0.54
1:E:189:ALA:O	1:E:201:GLU:CD	2.47	0.54
1:F:36:PRO:O	1:F:37:ARG:HB2	2.08	0.53
1:L:146:PRO:HG2	1:L:175:GLN:HG2	1.89	0.53
1:M:80:GLN:O	1:M:162:THR:HB	2.09	0.53
1:M:172:LEU:CD2	1:M:204:ALA:HB2	2.36	0.53
1:A:122:GLY:O	1:A:137:CYS:HA	2.09	0.53
1:F:5:ARG:CD	1:F:205:LYS:O	2.56	0.53
1:F:133:TYR:O	1:F:134:ILE:HG22	2.07	0.53
1:V:140:ARG:CZ	1:U:134:ILE:HD13	2.38	0.53

*Continued on next page...*



*Continued from previous page...*

Atom-1	Atom-2	Interatomic distance (Å)	Clash overlap (Å)
1:G:169:MET:CB	1:G:172:LEU:HD12	2.38	0.53
1:I:42:TRP:CE3	1:I:44:GLN:NE2	2.76	0.53
1:A:30:ASP:HA	1:A:43:SER:HB2	1.91	0.53
1:F:8:PHE:HZ	1:E:33:PHE:O	1.90	0.53
1:J:185:PHE:CE2	1:K:156:SER:HB2	2.43	0.53
1:G:6:VAL:N	1:G:7:PRO:HD3	2.23	0.53
1:B:156:SER:OG	1:A:185:PHE:HB2	2.08	0.53
1:L:35:LEU:HB3	1:L:36:PRO:CD	2.38	0.53
1:T:20:ARG:HH12	1:M:15:SER:HA	1.70	0.53
1:X:185:PHE:CZ	1:I:156:SER:HB3	2.44	0.53
1:E:172:LEU:HD22	1:E:204:ALA:CA	2.31	0.53
1:E:187:SER:O	1:E:189:ALA:N	2.38	0.53
1:G:8:PHE:O	1:G:9:SER:CB	2.57	0.53
1:D:99:LEU:HD11	1:D:120:ILE:CD1	2.38	0.53
1:O:45:TRP:CE3	1:O:47:GLY:N	2.73	0.53
1:W:154:SER:OG	1:W:166:GLU:HG2	2.08	0.53
1:W:175:GLN:NE2	1:W:191:LEU:O	2.41	0.53
1:F:39:PRO:HB3	1:L:38:LEU:HD21	1.90	0.53
1:H:33:PHE:HE1	1:H:54:TYR:HB3	1.73	0.53
1:N:185:PHE:HZ	1:O:164:THR:HB	1.74	0.53
1:T:109:LEU:O	1:U:180:THR:HG22	2.09	0.53
1:K:45:TRP:HZ3	1:S:41:GLU:OE1	1.90	0.53
1:O:33:PHE:HE2	1:O:42:TRP:HB3	1.73	0.53
1:J:37:ARG:O	1:J:39:PRO:CD	2.56	0.53
1:K:40:GLU:O	1:K:41:GLU:OE2	2.26	0.53
1:M:16:TRP:C	1:M:17:ASP:O	2.44	0.53
1:O:183:VAL:HG23	1:O:184:THR:N	2.24	0.53
1:Q:38:LEU:HD12	1:Q:39:PRO:CB	2.38	0.53
1:J:170:PRO:HB2	1:J:192:GLY:HA3	1.91	0.53
1:V:19:PHE:HD1	1:V:28:LEU:HB2	1.73	0.53
1:M:16:TRP:HB2	1:M:20:ARG:HB2	1.91	0.53
1:F:37:ARG:HG3	1:F:37:ARG:NH1	2.23	0.53
1:V:44:GLN:CA	1:V:45:TRP:CE3	2.92	0.53
1:G:45:TRP:N	1:G:45:TRP:CE3	2.77	0.53
1:M:38:LEU:CB	1:M:39:PRO:HD3	2.38	0.53
1:M:120:ILE:HD11	1:M:165:VAL:HG21	1.91	0.53
1:B:126:GLU:OE2	1:B:134:ILE:HD13	2.08	0.53
1:F:24:PRO:HG2	1:F:27:ARG:HB3	1.91	0.53
1:E:39:PRO:O	1:E:40:GLU:CG	2.57	0.53
1:U:17:ASP:HB3	1:U:18:PRO:HD2	1.90	0.53
1:D:109:LEU:HD23	1:D:122:GLY:HA3	1.92	0.52

*Continued on next page...*

*Continued from previous page...*

Atom-1	Atom-2	Interatomic distance (Å)	Clash overlap (Å)
1:V:44:GLN:O	1:V:45:TRP:CB	2.56	0.52
1:S:19:PHE:CD2	1:S:45:TRP:CZ3	2.96	0.52
1:L:126:GLU:HG3	1:L:134:ILE:HD11	1.91	0.52
1:E:111:VAL:HG21	1:E:155:SER:HB3	1.90	0.52
1:I:202:THR:CB	1:I:205:LYS:NZ	2.72	0.52
1:O:33:PHE:HA	1:S:49:SER:OG	2.10	0.52
1:B:54:TYR:CE2	1:A:7:PRO:HG3	2.44	0.52
1:B:176:SER:O	1:B:178:GLU:N	2.43	0.52
1:V:44:GLN:HB2	1:V:45:TRP:HE3	1.60	0.52
1:Q:35:LEU:HD22	1:Q:37:ARG:HG3	1.92	0.52
1:S:37:ARG:HB2	1:S:40:GLU:CG	2.39	0.52
1:C:184:THR:H	1:C:191:LEU:HD22	1.68	0.52
1:I:45:TRP:HE3	1:I:46:LEU:HD13	1.73	0.52
1:O:10:LEU:HD22	1:O:77:LEU:HD22	1.91	0.52
1:W:51:TRP:CD1	1:W:52:PRO:HD2	2.44	0.52
1:A:12:ARG:CZ	1:X:12:ARG:HH21	2.22	0.52
1:L:151:THR:CG2	1:M:154:SER:CA	2.87	0.52
1:R:183:VAL:HA	1:S:156:SER:HA	1.92	0.52
1:C:26:SER:OG	1:W:40:GLU:OE1	2.25	0.52
1:E:17:ASP:HB3	1:E:47:GLY:HA3	1.92	0.52
1:F:157:LEU:CD2	1:E:182:PRO:CB	2.88	0.52
1:J:37:ARG:O	1:J:38:LEU:HB2	2.09	0.52
1:N:153:VAL:HG22	1:N:167:ALA:HB2	1.92	0.52
1:O:30:ASP:CG	1:O:42:TRP:CB	2.76	0.52
1:W:6:VAL:CG2	1:W:8:PHE:CE2	2.93	0.52
1:D:72:ALA:HB1	1:D:75:ARG:HB3	1.92	0.52
1:F:12:ARG:HB3	1:F:20:ARG:NH1	2.25	0.52
1:F:94:ARG:HE	1:F:96:ARG:NH2	2.07	0.52
1:H:94:ARG:HG2	1:H:168:PRO:HA	1.90	0.52
1:P:40:GLU:O	1:P:41:GLU:HB2	2.10	0.52
1:F:40:GLU:O	1:F:41:GLU:HB2	2.10	0.52
1:P:153:VAL:O	1:Q:152:GLN:HG2	2.10	0.52
1:K:51:TRP:HB2	1:K:52:PRO:HD2	1.91	0.52
1:O:77:LEU:HD12	1:O:78:SER:HB2	1.91	0.52
1:F:51:TRP:HB3	1:F:52:PRO:HD2	1.92	0.52
1:F:151:THR:N	1:E:154:SER:HB3	2.25	0.52
1:H:169:MET:HG3	1:H:170:PRO:HD2	1.92	0.52
1:E:176:SER:CB	1:E:181:ILE:CG1	2.87	0.52
1:W:51:TRP:CB	1:W:52:PRO:HD2	2.39	0.52
1:A:33:PHE:HE1	1:A:35:LEU:CG	1.93	0.52
1:F:156:SER:C	1:E:185:PHE:HE2	2.11	0.52

*Continued on next page...*

*Continued from previous page...*

Atom-1	Atom-2	Interatomic distance (Å)	Clash overlap (Å)
1:G:40:GLU:CG	1:W:46:LEU:CD1	2.73	0.52
1:J:53:GLY:H	1:K:55:VAL:HG12	1.75	0.51
1:N:24:PRO:HB3	1:R:41:GLU:OE1	2.11	0.51
1:R:171:LYS:HZ2	1:R:190:GLN:H	1.56	0.51
1:X:187:SER:HB3	1:I:75:ARG:HH22	1.75	0.51
1:I:38:LEU:HD12	1:I:39:PRO:HD3	1.92	0.51
1:K:154:SER:O	1:K:165:VAL:HA	2.10	0.51
1:U:17:ASP:HB3	1:U:18:PRO:CD	2.40	0.51
1:U:43:SER:OG	1:U:45:TRP:NE1	2.41	0.51
1:A:142:TYR:HE1	1:D:133:TYR:CD1	2.27	0.51
1:L:49:SER:HA	1:M:52:PRO:HG3	1.93	0.51
1:N:156:SER:O	1:N:164:THR:HB	2.09	0.51
1:O:51:TRP:CZ3	1:S:49:SER:O	2.63	0.51
1:R:24:PRO:HG2	1:R:27:ARG:HB3	1.91	0.51
1:V:140:ARG:NH1	1:U:134:ILE:HD13	2.25	0.51
1:A:12:ARG:CB	1:A:19:PHE:HA	2.38	0.51
1:H:45:TRP:HA	1:H:45:TRP:HE3	1.73	0.51
1:P:38:LEU:CD2	1:P:44:GLN:NE2	2.41	0.51
1:V:125:GLU:HG2	1:V:135:SER:HB3	1.91	0.51
1:V:137:CYS:O	1:U:137:CYS:O	2.29	0.51
1:E:39:PRO:HB2	1:E:42:TRP:HE1	1.75	0.51
1:E:110:THR:HB	1:E:121:THR:OG1	2.10	0.51
1:G:6:VAL:HG23	1:G:6:VAL:O	2.09	0.51
1:W:190:GLN:HG3	1:W:191:LEU:HD12	1.91	0.51
1:B:18:PRO:HD3	1:B:77:LEU:HD23	1.89	0.51
1:B:35:LEU:O	1:B:42:TRP:CH2	2.63	0.51
1:D:74:SER:O	1:D:75:ARG:NH1	2.44	0.51
1:D:146:PRO:HB2	1:D:175:GLN:CD	2.31	0.51
1:L:151:THR:HG23	1:M:154:SER:CA	2.40	0.51
1:C:46:LEU:HD21	1:W:35:LEU:H	1.75	0.51
1:B:133:TYR:HD2	1:E:140:ARG:NH2	2.09	0.51
1:A:35:LEU:HD12	1:A:35:LEU:C	2.31	0.51
1:D:11:LEU:HD23	1:C:56:ARG:CG	2.40	0.51
1:T:19:PHE:CA	1:T:28:LEU:HD23	2.23	0.51
1:T:40:GLU:OE1	1:U:6:VAL:CG1	2.59	0.51
1:X:71:PRO:O	1:X:75:ARG:CG	2.59	0.51
1:X:133:TYR:CD1	1:G:140:ARG:NH2	2.78	0.51
1:Q:3:GLU:O	1:Q:4:ARG:CB	2.58	0.51
1:Q:125:GLU:HG3	1:Q:135:SER:OG	2.11	0.51
1:D:112:LYS:HG3	1:C:113:THR:O	2.11	0.51
1:H:149:ASP:CG	1:H:184:THR:HG22	2.31	0.51

*Continued on next page...*

*Continued from previous page...*

Atom-1	Atom-2	Interatomic distance (Å)	Clash overlap (Å)
1:J:72:ALA:HB1	1:J:75:ARG:HB2	1.93	0.51
1:V:50:SER:N	1:W:52:PRO:HB3	2.25	0.51
1:O:169:MET:HE3	1:O:172:LEU:HD12	1.93	0.51
1:S:19:PHE:CZ	1:S:53:GLY:HA2	2.46	0.51
1:D:89:ARG:HG2	1:D:90:HIS:CD2	2.45	0.51
1:P:50:SER:H	1:Q:52:PRO:CB	2.23	0.51
1:G:12:ARG:HD2	1:G:19:PHE:CD1	2.46	0.51
1:L:180:THR:C	1:L:181:ILE:HG13	2.31	0.51
1:M:6:VAL:HG11	1:M:8:PHE:HZ	1.66	0.51
1:A:12:ARG:CZ	1:X:12:ARG:NH2	2.74	0.51
1:D:30:ASP:HA	1:D:42:TRP:HZ3	1.75	0.51
1:H:45:TRP:CE3	1:V:51:TRP:CZ2	2.98	0.51
1:J:104:PHE:CZ	1:J:138:PHE:HD1	2.28	0.51
1:N:12:ARG:HD3	1:S:18:PRO:HD3	1.92	0.51
1:O:51:TRP:CE3	1:S:49:SER:O	2.64	0.51
1:Q:46:LEU:HG	1:Q:46:LEU:O	2.09	0.51
1:S:51:TRP:HB2	1:S:52:PRO:CD	2.40	0.51
1:A:10:LEU:HG	1:A:77:LEU:HD11	1.88	0.50
1:A:40:GLU:HA	1:Q:26:SER:HB3	1.92	0.50
1:H:26:SER:HB2	1:V:41:GLU:HG3	1.94	0.50
1:T:25:HIS:C	1:T:27:ARG:N	2.63	0.50
1:C:183:VAL:CG1	1:C:187:SER:HB3	2.38	0.50
1:E:45:TRP:HD1	1:E:51:TRP:CH2	2.30	0.50
1:I:41:GLU:CB	1:I:44:GLN:HE22	2.21	0.50
1:O:17:ASP:HB3	1:O:18:PRO:HD2	1.93	0.50
1:D:75:ARG:C	1:D:77:LEU:N	2.63	0.50
1:D:191:LEU:HD23	1:C:71:PRO:O	2.11	0.50
1:J:51:TRP:NE1	1:R:45:TRP:CE3	2.79	0.50
1:R:126:GLU:OE1	1:R:128:GLN:OE1	2.30	0.50
1:T:146:PRO:HB2	1:T:175:GLN:HG3	1.93	0.50
1:C:175:GLN:HB2	1:C:191:LEU:CD1	2.41	0.50
1:M:44:GLN:O	1:M:51:TRP:HZ3	1.94	0.50
1:W:187:SER:OG	1:W:190:GLN:HG2	2.10	0.50
1:D:27:ARG:HD2	1:D:30:ASP:HB3	1.92	0.50
1:T:22:TRP:O	1:T:23:TYR:O	2.29	0.50
1:X:9:SER:O	1:X:17:ASP:N	2.45	0.50
1:E:140:ARG:CZ	1:E:142:TYR:OH	2.60	0.50
1:O:40:GLU:HG3	1:S:26:SER:CB	2.37	0.50
1:S:72:ALA:HB1	1:S:159:PRO:HD3	1.92	0.50
1:N:11:LEU:HD22	1:O:56:ARG:CB	2.41	0.50
1:V:44:GLN:CB	1:V:45:TRP:HE3	2.11	0.50

*Continued on next page...*

*Continued from previous page...*

Atom-1	Atom-2	Interatomic distance (Å)	Clash overlap (Å)
1:I:6:VAL:HB	1:I:8:PHE:CE2	2.46	0.50
1:O:51:TRP:HD1	1:O:52:PRO:HD2	1.75	0.50
1:O:51:TRP:CZ2	1:S:49:SER:HB3	2.45	0.50
1:W:148:VAL:O	1:W:179:ILE:HD11	2.12	0.50
1:T:37:ARG:HB2	1:U:6:VAL:HG21	1.93	0.50
1:C:45:TRP:HB2	1:C:50:SER:HB2	1.93	0.50
1:I:42:TRP:O	1:I:44:GLN:N	2.44	0.50
1:M:30:ASP:HA	1:M:45:TRP:HE1	1.77	0.50
1:A:16:TRP:CD1	1:A:17:ASP:CG	2.85	0.50
1:A:99:LEU:HG	1:A:140:ARG:HH11	1.76	0.50
1:P:136:ARG:HA	1:O:138:PHE:HB2	1.92	0.50
1:R:24:PRO:HG2	1:R:27:ARG:CB	2.41	0.50
1:R:154:SER:HB3	1:S:152:GLN:NE2	2.25	0.50
1:T:11:LEU:HD21	1:T:171:LYS:NZ	2.27	0.50
1:M:35:LEU:O	1:M:40:GLU:OE1	2.30	0.50
1:M:146:PRO:CG	1:M:205:LYS:CD	2.84	0.50
1:B:6:VAL:HB	1:A:34:GLY:HA2	1.94	0.50
1:B:133:TYR:CG	1:E:140:ARG:NE	2.80	0.50
1:D:151:THR:HG23	1:C:154:SER:OG	2.12	0.50
1:Q:147:GLY:HA2	1:Q:176:SER:H	1.76	0.50
1:U:37:ARG:HB2	1:U:40:GLU:HG2	1.94	0.50
1:W:80:GLN:OE1	1:W:160:GLU:CG	2.57	0.50
1:X:22:TRP:HB2	1:X:28:LEU:HD11	1.93	0.50
1:G:38:LEU:HB3	1:G:39:PRO:HD3	1.92	0.50
1:I:112:LYS:HD3	1:I:114:LYS:HB2	1.94	0.50
1:K:44:GLN:HG3	1:S:44:GLN:HG3	1.93	0.50
1:K:44:GLN:OE1	1:S:41:GLU:HB3	2.12	0.50
1:M:81:LEU:HA	1:M:162:THR:CG2	2.40	0.50
1:S:45:TRP:HE3	1:S:46:LEU:CA	2.24	0.50
1:U:41:GLU:C	1:U:42:TRP:HD1	2.15	0.50
1:A:45:TRP:HB2	1:A:50:SER:CB	2.42	0.50
1:K:20:ARG:HG3	1:K:24:PRO:HG3	1.93	0.50
1:M:49:SER:OG	1:U:54:TYR:CE2	2.65	0.50
1:U:175:GLN:NE2	1:U:192:GLY:O	2.45	0.50
1:A:52:PRO:O	1:A:54:TYR:HD2	1.95	0.49
1:D:12:ARG:CZ	1:G:18:PRO:HA	2.42	0.49
1:F:151:THR:HG23	1:E:154:SER:CB	2.42	0.49
1:L:149:ASP:CG	1:L:184:THR:HB	2.31	0.49
1:N:52:PRO:HA	1:O:55:VAL:CG1	2.41	0.49
1:R:33:PHE:CE1	1:S:7:PRO:HG2	2.47	0.49
1:V:1:MET:H2	1:W:31:GLN:NE2	2.09	0.49

*Continued on next page...*

*Continued from previous page...*

Atom-1	Atom-2	Interatomic distance (Å)	Clash overlap (Å)
1:I:147:GLY:HA3	1:I:175:GLN:N	2.27	0.49
1:O:152:GLN:O	1:O:167:ALA:CB	2.60	0.49
1:U:75:ARG:HG3	1:U:79:ARG:HD2	1.94	0.49
1:U:184:THR:HG22	1:U:191:LEU:HD11	1.90	0.49
1:B:11:LEU:C	1:B:11:LEU:HD12	2.32	0.49
1:A:202:THR:CG2	1:A:205:LYS:HE3	2.41	0.49
1:F:20:ARG:HD2	1:U:13:GLY:HA2	1.94	0.49
1:J:51:TRP:CD1	1:R:45:TRP:HZ3	2.30	0.49
1:V:191:LEU:HD11	1:W:75:ARG:NH1	2.26	0.49
1:I:37:ARG:HB3	1:I:39:PRO:HD2	1.94	0.49
1:K:41:GLU:HB2	1:O:44:GLN:HA	1.94	0.49
1:Q:77:LEU:HD12	1:Q:78:SER:OG	2.11	0.49
1:B:185:PHE:O	1:B:186:GLU:HB3	2.11	0.49
1:R:111:VAL:HG13	1:R:120:ILE:HD13	1.93	0.49
1:E:17:ASP:HB3	1:E:18:PRO:HD2	1.94	0.49
1:M:51:TRP:HB2	1:M:52:PRO:HD2	1.95	0.49
1:H:118:VAL:HG23	1:H:144:LEU:HD11	1.93	0.49
1:J:43:SER:HA	1:R:45:TRP:CH2	2.32	0.49
1:E:39:PRO:HG2	1:E:42:TRP:HZ2	1.77	0.49
1:O:45:TRP:CB	1:O:50:SER:HG	2.24	0.49
1:S:176:SER:HB2	1:S:179:ILE:HA	1.94	0.49
1:A:33:PHE:CZ	1:A:35:LEU:CD1	2.96	0.49
1:D:89:ARG:HG2	1:D:90:HIS:HD2	1.77	0.49
1:L:146:PRO:HB2	1:L:175:GLN:HG3	1.94	0.49
1:R:190:GLN:CB	1:S:74:SER:HB2	2.36	0.49
1:V:47:GLY:O	1:W:52:PRO:HG2	2.13	0.49
1:K:10:LEU:HD11	1:K:77:LEU:CD1	2.43	0.49
1:B:45:TRP:CZ3	1:P:51:TRP:CD2	3.01	0.49
1:B:51:TRP:CD1	1:X:45:TRP:CH2	3.00	0.49
1:F:51:TRP:CD1	1:L:45:TRP:CZ2	3.00	0.49
1:H:128:GLN:HB2	1:H:132:GLY:HA2	1.95	0.49
1:M:40:GLU:O	1:M:41:GLU:HB3	2.12	0.49
1:O:45:TRP:HE3	1:O:47:GLY:N	2.03	0.49
1:D:51:TRP:CZ2	1:V:45:TRP:HD1	2.25	0.49
1:F:181:ILE:N	1:F:182:PRO:HD2	2.27	0.49
1:T:103:HIS:CE1	1:S:103:HIS:CE1	3.00	0.49
1:T:125:GLU:HA	1:T:134:ILE:O	2.13	0.49
1:T:185:PHE:HZ	1:U:164:THR:OG1	1.93	0.49
1:X:29:PHE:HE2	1:X:43:SER:HG	1.61	0.49
1:X:133:TYR:HD1	1:X:134:ILE:CG1	2.00	0.49
1:S:1:MET:SD	1:S:1:MET:N	2.74	0.49

*Continued on next page...*

*Continued from previous page...*

Atom-1	Atom-2	Interatomic distance (Å)	Clash overlap (Å)
1:B:188:ARG:O	1:B:190:GLN:N	2.45	0.49
1:A:44:GLN:NE2	1:Q:44:GLN:O	2.45	0.49
1:F:181:ILE:O	1:F:181:ILE:HG22	2.12	0.49
1:F:185:PHE:HZ	1:E:164:THR:HB	1.78	0.49
1:S:45:TRP:HE3	1:S:47:GLY:N	2.10	0.49
1:U:46:LEU:O	1:U:48:GLY:N	2.46	0.49
1:F:94:ARG:NE	1:F:96:ARG:NH2	2.61	0.49
1:J:111:VAL:HG12	1:K:151:THR:CG2	2.42	0.49
1:R:23:TYR:HB2	1:R:24:PRO:CD	2.43	0.49
1:K:97:VAL:HG22	1:K:165:VAL:HG23	1.94	0.49
1:H:149:ASP:OD2	1:H:183:VAL:O	2.29	0.49
1:T:12:ARG:NH2	1:T:20:ARG:NH1	2.60	0.49
1:V:99:LEU:HD11	1:V:138:PHE:HE2	1.78	0.49
1:I:45:TRP:O	1:I:46:LEU:HB2	2.12	0.49
1:K:25:HIS:CE1	1:S:37:ARG:CD	2.96	0.49
1:O:42:TRP:CD1	1:O:44:GLN:CD	2.86	0.49
1:F:159:PRO:HB3	1:E:186:GLU:CB	2.42	0.48
1:N:45:TRP:CH2	1:R:49:SER:HA	2.48	0.48
1:X:35:LEU:N	1:X:35:LEU:CD1	2.76	0.48
1:X:99:LEU:HB3	1:X:163:LEU:HB3	1.95	0.48
1:O:30:ASP:CG	1:O:42:TRP:HB2	2.32	0.48
1:W:45:TRP:O	1:W:49:SER:HB2	2.13	0.48
1:D:18:PRO:HA	1:D:89:ARG:CD	2.43	0.48
1:M:198:LYS:O	1:M:200:ASP:N	2.45	0.48
1:O:45:TRP:CA	1:O:50:SER:HB2	2.36	0.48
1:O:169:MET:CE	1:O:172:LEU:HD12	2.43	0.48
1:W:120:ILE:HD11	1:W:165:VAL:HG21	1.94	0.48
1:N:41:GLU:CD	1:O:11:LEU:HD13	2.33	0.48
1:E:81:LEU:CD2	1:E:162:THR:HG21	2.43	0.48
1:O:51:TRP:HB3	1:S:50:SER:O	2.13	0.48
1:F:51:TRP:NE1	1:L:45:TRP:CD2	2.82	0.48
1:F:131:HIS:O	1:F:133:TYR:CE1	2.66	0.48
1:H:151:THR:HG23	1:G:154:SER:CB	2.43	0.48
1:N:9:SER:HA	1:N:20:ARG:HH22	1.78	0.48
1:G:16:TRP:HB2	1:G:20:ARG:HB2	1.95	0.48
1:O:21:ASP:CG	1:O:73:TYR:CE1	2.85	0.48
1:W:51:TRP:HB2	1:W:52:PRO:CD	2.41	0.48
1:A:133:TYR:O	1:D:140:ARG:HG3	2.14	0.48
1:D:153:VAL:HA	1:D:167:ALA:HB2	1.94	0.48
1:D:185:PHE:HZ	1:C:164:THR:HB	1.78	0.48
1:F:151:THR:HG23	1:E:154:SER:OG	2.14	0.48

*Continued on next page...*

*Continued from previous page...*

Atom-1	Atom-2	Interatomic distance (Å)	Clash overlap (Å)
1:P:23:TYR:HB2	1:P:24:PRO:CD	2.38	0.48
1:R:133:TYR:O	1:R:135:SER:N	2.47	0.48
1:E:39:PRO:O	1:E:40:GLU:CB	2.61	0.48
1:K:39:PRO:C	1:K:41:GLU:H	2.16	0.48
1:H:51:TRP:CZ3	1:G:11:LEU:HD22	2.47	0.48
1:V:8:PHE:HE1	1:W:56:ARG:NE	2.10	0.48
1:C:33:PHE:CE1	1:G:46:LEU:HD23	2.33	0.48
1:G:131:HIS:HB2	1:G:134:ILE:CD1	2.43	0.48
1:O:109:LEU:HD13	1:O:163:LEU:HD13	1.95	0.48
1:S:97:VAL:HG12	1:S:98:SER:N	2.29	0.48
1:B:133:TYR:CD1	1:E:141:LYS:O	2.67	0.48
1:D:99:LEU:HD11	1:D:120:ILE:HD13	1.95	0.48
1:F:159:PRO:HB3	1:E:186:GLU:HG2	1.94	0.48
1:R:153:VAL:HA	1:R:167:ALA:HB2	1.95	0.48
1:V:147:GLY:CA	1:V:181:ILE:HG22	2.29	0.48
1:X:35:LEU:CB	1:X:36:PRO:HD3	2.40	0.48
1:X:40:GLU:O	1:X:41:GLU:HB2	2.13	0.48
1:I:120:ILE:HD11	1:I:165:VAL:HG21	1.96	0.48
1:K:33:PHE:CG	1:K:34:GLY:N	2.81	0.48
1:M:194:PRO:HB3	1:M:203:ALA:HB2	1.95	0.48
1:O:79:ARG:NH1	1:O:162:THR:O	2.45	0.48
1:Q:1:MET:O	1:Q:2:THR:OG1	2.32	0.48
1:D:111:VAL:HG13	1:C:151:THR:HG23	1.95	0.48
1:F:24:PRO:HG2	1:F:27:ARG:CB	2.43	0.48
1:N:70:ALA:N	1:N:71:PRO:CD	2.77	0.48
1:K:49:SER:HA	1:S:51:TRP:CE2	2.49	0.48
1:Q:37:ARG:HB2	1:Q:40:GLU:HG3	0.64	0.48
1:S:45:TRP:CD2	1:S:46:LEU:N	2.77	0.48
1:H:45:TRP:HE1	1:V:49:SER:CB	2.26	0.48
1:V:11:LEU:HD21	1:V:171:LYS:NZ	2.29	0.48
1:Q:80:GLN:HG2	1:Q:160:GLU:HG3	1.96	0.48
1:B:18:PRO:O	1:B:19:PHE:CG	2.67	0.48
1:F:51:TRP:CE2	1:L:45:TRP:CE3	3.02	0.48
1:H:149:ASP:CG	1:H:183:VAL:O	2.52	0.48
1:L:180:THR:O	1:L:181:ILE:HG13	2.13	0.48
1:N:49:SER:HA	1:O:52:PRO:CG	2.40	0.48
1:P:181:ILE:N	1:P:182:PRO:CD	2.77	0.48
1:V:140:ARG:NH1	1:U:134:ILE:CD1	2.77	0.48
1:C:124:HIS:O	1:C:125:GLU:HB2	2.14	0.48
1:G:41:GLU:HB3	1:W:44:GLN:CD	2.35	0.48
1:I:51:TRP:HB2	1:I:52:PRO:HD2	1.95	0.48

*Continued on next page...*



*Continued from previous page...*

Atom-1	Atom-2	Interatomic distance (Å)	Clash overlap (Å)
1:M:38:LEU:HB2	1:M:39:PRO:CD	2.40	0.48
1:D:108:GLU:HB2	1:C:180:THR:O	2.14	0.47
1:J:101:VAL:HG23	1:J:138:PHE:CZ	2.49	0.47
1:L:170:PRO:HB2	1:L:192:GLY:C	2.35	0.47
1:P:48:GLY:O	1:Q:52:PRO:CD	2.62	0.47
1:G:33:PHE:HB2	1:W:49:SER:OG	2.14	0.47
1:K:45:TRP:HD1	1:K:51:TRP:CZ2	2.32	0.47
1:W:171:LYS:NZ	1:W:188:ARG:CZ	2.77	0.47
1:A:33:PHE:CZ	1:A:35:LEU:CG	2.91	0.47
1:H:33:PHE:CE1	1:H:54:TYR:HB3	2.49	0.47
1:J:43:SER:CA	1:R:45:TRP:HH2	2.20	0.47
1:X:151:THR:HG23	1:I:154:SER:HB3	1.95	0.47
1:C:77:LEU:HD12	1:C:78:SER:CB	2.44	0.47
1:G:155:SER:HB2	1:G:163:LEU:HD11	1.96	0.47
1:M:6:VAL:CG1	1:M:8:PHE:CE2	2.94	0.47
1:B:44:GLN:HA	1:P:39:PRO:HA	1.97	0.47
1:A:195:GLU:HB2	1:A:201:GLU:HB2	1.96	0.47
1:N:28:LEU:HD23	1:N:73:TYR:HE1	1.79	0.47
1:P:33:PHE:HB3	1:P:42:TRP:CH2	2.50	0.47
1:V:6:VAL:CG2	1:W:32:ALA:HA	2.44	0.47
1:C:41:GLU:HB3	1:G:44:GLN:CD	2.35	0.47
1:C:49:SER:CB	1:W:51:TRP:CZ2	2.97	0.47
1:G:169:MET:HB3	1:G:172:LEU:CD1	2.44	0.47
1:O:17:ASP:HB3	1:O:18:PRO:CD	2.44	0.47
1:B:140:ARG:NH1	1:E:134:ILE:HG12	2.20	0.47
1:H:42:TRP:CD1	1:G:8:PHE:HZ	2.32	0.47
1:N:54:TYR:HE1	1:N:56:ARG:HB2	1.79	0.47
1:P:151:THR:OG1	1:Q:154:SER:N	2.47	0.47
1:C:20:ARG:HG3	1:C:24:PRO:HB3	1.96	0.47
1:C:33:PHE:CD1	1:G:46:LEU:HG	2.49	0.47
1:O:186:GLU:HG3	1:O:186:GLU:O	2.13	0.47
1:S:19:PHE:HD2	1:S:45:TRP:CZ3	2.32	0.47
1:A:183:VAL:O	1:A:191:LEU:HD11	2.15	0.47
1:R:52:PRO:CG	1:S:11:LEU:CD2	2.81	0.47
1:E:180:THR:O	1:E:181:ILE:HD13	2.14	0.47
1:W:17:ASP:HB3	1:W:18:PRO:HD2	1.95	0.47
1:B:15:SER:O	1:B:20:ARG:NE	2.47	0.47
1:D:99:LEU:HD21	1:D:140:ARG:CD	2.42	0.47
1:T:17:ASP:N	1:T:20:ARG:NH2	2.47	0.47
1:X:34:GLY:O	1:X:35:LEU:HD12	2.14	0.47
1:E:45:TRP:HE3	1:E:46:LEU:N	2.12	0.47

*Continued on next page...*

*Continued from previous page...*

Atom-1	Atom-2	Interatomic distance (Å)	Clash overlap (Å)
1:G:200:ASP:O	1:G:201:GLU:HG2	2.13	0.47
1:I:202:THR:CB	1:I:205:LYS:HZ1	2.23	0.47
1:M:18:PRO:HD3	1:M:48:GLY:CA	2.44	0.47
1:O:45:TRP:CZ3	1:O:46:LEU:HA	2.49	0.47
1:U:6:VAL:HG13	1:U:6:VAL:O	2.15	0.47
1:U:120:ILE:HD11	1:U:165:VAL:HG21	1.96	0.47
1:B:45:TRP:CZ3	1:P:41:GLU:HB3	2.49	0.47
1:B:153:VAL:HA	1:B:167:ALA:HB2	1.96	0.47
1:A:33:PHE:CD1	1:A:34:GLY:N	2.83	0.47
1:D:18:PRO:HA	1:D:89:ARG:HD2	1.97	0.47
1:D:52:PRO:HB3	1:C:55:VAL:HG21	1.97	0.47
1:D:99:LEU:CD1	1:D:120:ILE:HD13	2.44	0.47
1:D:120:ILE:O	1:D:139:THR:HA	2.15	0.47
1:F:5:ARG:NE	1:F:205:LYS:O	2.47	0.47
1:H:3:GLU:C	1:H:4:ARG:HG2	2.35	0.47
1:H:38:LEU:HA	1:H:42:TRP:CD1	2.49	0.47
1:P:183:VAL:HG12	1:P:184:THR:N	2.30	0.47
1:V:190:GLN:HB2	1:W:74:SER:HB2	1.97	0.47
1:X:191:LEU:HD11	1:I:75:ARG:NH2	2.29	0.47
1:E:42:TRP:C	1:U:44:GLN:NE2	2.65	0.47
1:E:76:ALA:HB2	1:E:159:PRO:HG2	1.97	0.47
1:I:194:PRO:HB3	1:I:203:ALA:HB2	1.97	0.47
1:K:51:TRP:CE2	1:O:49:SER:HA	2.49	0.47
1:S:11:LEU:O	1:S:12:ARG:O	2.32	0.47
1:B:52:PRO:HG3	1:A:11:LEU:HA	1.97	0.47
1:A:175:GLN:CD	1:A:179:ILE:O	2.53	0.47
1:J:11:LEU:HD21	1:J:171:LYS:NZ	2.30	0.47
1:P:147:GLY:N	1:P:181:ILE:HD12	2.29	0.47
1:V:134:ILE:HA	1:U:140:ARG:HH11	1.75	0.47
1:S:45:TRP:O	1:S:46:LEU:C	2.53	0.47
1:J:131:HIS:HB3	1:J:133:TYR:CE1	2.50	0.47
1:T:181:ILE:N	1:T:182:PRO:CD	2.78	0.47
1:X:79:ARG:HB2	1:X:81:LEU:HG	1.97	0.47
1:E:181:ILE:HG21	1:E:191:LEU:CG	2.44	0.47
1:I:17:ASP:HB3	1:I:18:PRO:CD	2.45	0.47
1:Q:177:ASN:O	1:Q:178:GLU:HB2	2.15	0.47
1:W:171:LYS:HZ3	1:W:188:ARG:NH1	2.13	0.47
1:B:133:TYR:CD2	1:E:142:TYR:CE1	3.03	0.47
1:F:146:PRO:HB2	1:F:175:GLN:HG3	1.96	0.47
1:L:113:THR:HG22	1:L:118:VAL:HG22	1.96	0.47
1:V:22:TRP:HB2	1:V:28:LEU:HD21	1.96	0.47

*Continued on next page...*

*Continued from previous page...*

Atom-1	Atom-2	Interatomic distance (Å)	Clash overlap (Å)
1:C:44:GLN:HB3	1:W:44:GLN:CG	2.22	0.47
1:E:176:SER:OG	1:E:177:ASN:N	2.47	0.47
1:E:187:SER:C	1:E:189:ALA:N	2.68	0.47
1:E:195:GLU:HB2	1:E:201:GLU:HB2	1.96	0.47
1:M:44:GLN:HA	1:M:44:GLN:NE2	2.30	0.47
1:B:35:LEU:O	1:B:42:TRP:CZ2	2.68	0.46
1:B:38:LEU:HD22	1:B:44:GLN:HE21	1.80	0.46
1:A:10:LEU:CD1	1:A:77:LEU:HD22	2.44	0.46
1:A:15:SER:HB3	1:A:20:ARG:HH11	1.80	0.46
1:J:140:ARG:NH1	1:I:134:ILE:HG12	2.31	0.46
1:J:185:PHE:C	1:J:187:SER:H	2.19	0.46
1:R:191:LEU:HD11	1:S:75:ARG:HG3	1.97	0.46
1:C:23:TYR:O	1:C:25:HIS:N	2.48	0.46
1:D:149:ASP:CG	1:D:183:VAL:O	2.53	0.46
1:F:157:LEU:HD22	1:E:182:PRO:CB	2.45	0.46
1:C:81:LEU:HD11	1:C:83:SER:HA	1.92	0.46
1:M:46:LEU:HD23	1:U:33:PHE:CB	2.44	0.46
1:S:10:LEU:O	1:S:11:LEU:HG	2.16	0.46
1:W:6:VAL:HG23	1:W:8:PHE:CE2	2.51	0.46
1:D:99:LEU:HB2	1:D:163:LEU:HB3	1.98	0.46
1:R:33:PHE:CZ	1:S:7:PRO:HG2	2.51	0.46
1:E:33:PHE:CG	1:E:34:GLY:N	2.82	0.46
1:G:45:TRP:O	1:G:46:LEU:CD2	2.63	0.46
1:B:11:LEU:HD22	1:B:77:LEU:HD13	1.98	0.46
1:N:139:THR:O	1:M:135:SER:OG	2.34	0.46
1:E:45:TRP:HD1	1:E:51:TRP:HH2	1.63	0.46
1:E:106:PRO:HA	1:E:124:HIS:HB3	1.95	0.46
1:E:172:LEU:HD22	1:E:205:LYS:H	1.81	0.46
1:U:147:GLY:O	1:U:170:PRO:HG3	2.14	0.46
1:B:15:SER:O	1:B:20:ARG:CD	2.63	0.46
1:D:159:PRO:HA	1:C:186:GLU:CB	2.45	0.46
1:F:33:PHE:HB3	1:F:42:TRP:CH2	2.49	0.46
1:V:44:GLN:CA	1:V:45:TRP:HE3	2.29	0.46
1:V:134:ILE:HG13	1:V:135:SER:N	2.31	0.46
1:C:109:LEU:HD13	1:C:163:LEU:HD13	1.98	0.46
1:C:184:THR:OG1	1:C:185:PHE:N	2.48	0.46
1:D:81:LEU:CD2	1:D:188:ARG:NH1	2.78	0.46
1:F:159:PRO:CG	1:E:186:GLU:CB	2.79	0.46
1:H:45:TRP:HZ2	1:V:43:SER:HA	1.80	0.46
1:J:37:ARG:HG2	1:J:40:GLU:OE1	2.15	0.46
1:J:153:VAL:HA	1:J:167:ALA:HB2	1.97	0.46

*Continued on next page...*

*Continued from previous page...*

Atom-1	Atom-2	Interatomic distance (Å)	Clash overlap (Å)
1:J:175:GLN:N	1:J:181:ILE:CD1	2.79	0.46
1:T:185:PHE:HD1	1:U:166:GLU:HG2	1.80	0.46
1:J:5:ARG:HG3	1:K:36:PRO:HG3	1.98	0.46
1:G:47:GLY:O	1:G:48:GLY:C	2.54	0.46
1:M:41:GLU:CG	1:M:42:TRP:N	2.68	0.46
1:O:44:GLN:HB2	1:S:44:GLN:HG3	1.98	0.46
1:B:133:TYR:HB3	1:E:140:ARG:HD2	1.88	0.46
1:D:41:GLU:HG3	1:V:26:SER:HB3	1.97	0.46
1:N:25:HIS:CD2	1:S:11:LEU:HD12	2.51	0.46
1:T:124:HIS:HB3	1:T:136:ARG:HG3	1.97	0.46
1:X:181:ILE:HD12	1:X:182:PRO:HD3	1.97	0.46
1:C:183:VAL:HG12	1:C:183:VAL:O	2.16	0.46
1:M:16:TRP:HD1	1:M:20:ARG:CD	2.27	0.46
1:Q:20:ARG:HG3	1:Q:24:PRO:HG3	1.98	0.46
1:Q:43:SER:HB3	1:Q:45:TRP:NE1	2.30	0.46
1:D:99:LEU:HD21	1:D:140:ARG:NE	2.30	0.46
1:F:131:HIS:O	1:F:133:TYR:CD1	2.69	0.46
1:F:156:SER:HB2	1:F:164:THR:HG23	1.98	0.46
1:J:44:GLN:O	1:J:49:SER:HB3	2.15	0.46
1:T:151:THR:CA	1:U:152:GLN:O	2.64	0.46
1:V:134:ILE:O	1:V:135:SER:CB	2.64	0.46
1:E:17:ASP:HB3	1:E:18:PRO:CD	2.45	0.46
1:U:145:PRO:HB2	1:U:169:MET:HE2	1.98	0.46
1:B:32:ALA:HB2	1:B:73:TYR:CD2	2.51	0.46
1:H:1:MET:SD	1:H:192:GLY:O	2.74	0.46
1:J:136:ARG:HA	1:I:138:PHE:HB2	1.98	0.46
1:V:146:PRO:HB2	1:V:175:GLN:HG3	1.98	0.46
1:C:178:GLU:O	1:C:179:ILE:HG22	2.16	0.46
1:G:35:LEU:HD23	1:G:37:ARG:HG2	1.98	0.46
1:K:187:SER:HB2	1:K:190:GLN:OE1	2.16	0.46
1:M:46:LEU:H	1:M:46:LEU:CD1	2.23	0.46
1:S:45:TRP:HB2	1:S:50:SER:CA	2.45	0.46
1:U:16:TRP:HB2	1:U:20:ARG:HB2	1.98	0.46
1:W:51:TRP:CB	1:W:52:PRO:CD	2.94	0.46
1:A:39:PRO:C	1:A:41:GLU:H	2.19	0.45
1:L:144:LEU:HD12	1:L:144:LEU:C	2.36	0.45
1:C:184:THR:CB	1:C:191:LEU:HD21	2.31	0.45
1:K:38:LEU:CB	1:K:39:PRO:HD3	2.44	0.45
1:M:16:TRP:O	1:M:17:ASP:C	2.54	0.45
1:M:45:TRP:CZ3	1:U:41:GLU:CG	2.96	0.45
1:Q:52:PRO:O	1:Q:53:GLY:C	2.53	0.45

*Continued on next page...*

*Continued from previous page...*

Atom-1	Atom-2	Interatomic distance (Å)	Clash overlap (Å)
1:W:79:ARG:HD3	1:W:158:SER:HB3	1.98	0.45
1:B:150:PRO:HD2	1:B:182:PRO:HB3	1.97	0.45
1:D:93:ASP:HB3	1:D:169:MET:HB2	1.99	0.45
1:F:150:PRO:O	1:E:151:THR:O	2.34	0.45
1:H:110:THR:HB	1:G:180:THR:HG23	1.96	0.45
1:J:152:GLN:HB3	1:J:168:PRO:HD2	1.98	0.45
1:J:185:PHE:HE1	1:K:164:THR:O	1.97	0.45
1:L:144:LEU:HD12	1:L:145:PRO:O	2.16	0.45
1:L:183:VAL:HG23	1:L:191:LEU:HD13	1.98	0.45
1:R:22:TRP:HB2	1:R:28:LEU:HD11	1.98	0.45
1:T:153:VAL:HA	1:T:167:ALA:HB2	1.99	0.45
1:X:156:SER:HA	1:I:185:PHE:CE2	2.51	0.45
1:I:125:GLU:OE2	1:I:135:SER:HA	2.15	0.45
1:K:17:ASP:HB3	1:K:18:PRO:CD	2.46	0.45
1:M:42:TRP:O	1:M:44:GLN:N	2.50	0.45
1:O:30:ASP:OD1	1:O:30:ASP:O	2.34	0.45
1:W:26:SER:HA	1:W:45:TRP:CH2	2.50	0.45
1:D:151:THR:H	1:C:154:SER:HB3	1.82	0.45
1:J:51:TRP:NE1	1:R:45:TRP:HZ3	2.12	0.45
1:M:79:ARG:HD3	1:M:158:SER:HB3	1.98	0.45
1:A:33:PHE:CZ	1:A:35:LEU:HD11	2.52	0.45
1:N:40:GLU:HB3	1:O:8:PHE:CE1	2.52	0.45
1:E:181:ILE:CG2	1:E:191:LEU:HG	2.46	0.45
1:G:19:PHE:CZ	1:G:55:VAL:CG1	2.95	0.45
1:M:183:VAL:HG11	1:M:190:GLN:HE21	1.82	0.45
1:O:22:TRP:O	1:O:23:TYR:O	2.34	0.45
1:U:38:LEU:HB3	1:U:39:PRO:HD3	1.99	0.45
1:H:2:THR:O	1:H:3:GLU:HB2	2.17	0.45
1:R:45:TRP:HB2	1:R:49:SER:OG	2.17	0.45
1:K:32:ALA:O	1:K:54:TYR:OH	2.22	0.45
1:K:97:VAL:CG2	1:K:165:VAL:HG23	2.46	0.45
1:F:156:SER:O	1:F:164:THR:HG22	2.16	0.45
1:F:175:GLN:CD	1:F:205:LYS:OXT	2.55	0.45
1:L:35:LEU:HB3	1:L:36:PRO:HD2	1.98	0.45
1:N:12:ARG:CD	1:S:18:PRO:N	2.80	0.45
1:R:45:TRP:HB2	1:R:49:SER:N	2.32	0.45
1:R:185:PHE:CZ	1:S:164:THR:HB	2.50	0.45
1:T:19:PHE:CD1	1:T:28:LEU:HB2	2.47	0.45
1:C:49:SER:HA	1:W:51:TRP:NE1	2.31	0.45
1:B:10:LEU:O	1:B:15:SER:HB2	2.13	0.45
1:A:97:VAL:HG21	1:A:142:TYR:CZ	2.51	0.45

*Continued on next page...*

*Continued from previous page...*

Atom-1	Atom-2	Interatomic distance (Å)	Clash overlap (Å)
1:A:124:HIS:O	1:A:125:GLU:HB3	2.15	0.45
1:H:108:GLU:HB2	1:G:180:THR:HG22	1.99	0.45
1:N:185:PHE:CZ	1:O:164:THR:HB	2.51	0.45
1:K:75:ARG:HD2	1:K:79:ARG:HB2	1.98	0.45
1:S:18:PRO:HD2	1:S:47:GLY:HA3	1.98	0.45
1:C:51:TRP:HB2	1:C:52:PRO:CD	2.44	0.45
1:K:32:ALA:HB3	1:K:54:TYR:OH	2.16	0.45
1:U:196:ALA:O	1:U:197:ALA:HB2	2.17	0.45
1:D:11:LEU:CG	1:D:171:LYS:HZ3	2.28	0.45
1:H:187:SER:HB2	1:G:75:ARG:HH22	1.82	0.45
1:J:45:TRP:HH2	1:N:42:TRP:C	2.21	0.45
1:J:49:SER:HA	1:K:52:PRO:CG	2.47	0.45
1:P:22:TRP:HB2	1:P:28:LEU:HD13	1.99	0.45
1:P:151:THR:OG1	1:Q:154:SER:OG	2.28	0.45
1:T:12:ARG:NH1	1:T:20:ARG:HD3	2.32	0.45
1:G:51:TRP:HB2	1:G:52:PRO:CD	2.46	0.45
1:K:81:LEU:HA	1:K:162:THR:HB	1.98	0.45
1:D:45:TRP:CZ3	1:H:51:TRP:CE2	3.05	0.45
1:D:52:PRO:HA	1:C:55:VAL:HG23	1.98	0.45
1:D:111:VAL:CG2	1:D:120:ILE:HG12	2.46	0.45
1:J:185:PHE:CZ	1:K:156:SER:CB	2.99	0.45
1:L:35:LEU:CB	1:L:36:PRO:CD	2.95	0.45
1:C:41:GLU:HB3	1:G:44:GLN:HG3	1.99	0.45
1:E:140:ARG:NE	1:E:142:TYR:OH	2.50	0.45
1:O:184:THR:O	1:O:186:GLU:N	2.45	0.45
1:U:194:PRO:O	1:U:195:GLU:HG3	2.17	0.45
1:W:17:ASP:HB3	1:W:18:PRO:CD	2.47	0.45
1:F:51:TRP:NE1	1:E:52:PRO:HB2	2.32	0.44
1:H:33:PHE:HB3	1:H:42:TRP:HH2	1.82	0.44
1:R:12:ARG:HB3	1:R:20:ARG:HH21	1.82	0.44
1:T:47:GLY:HA2	1:M:48:GLY:HA2	1.99	0.44
1:X:149:ASP:OD2	1:I:154:SER:HB2	2.17	0.44
1:G:41:GLU:HB3	1:W:44:GLN:OE1	2.17	0.44
1:G:111:VAL:HG21	1:G:155:SER:HB3	1.99	0.44
1:M:40:GLU:O	1:M:41:GLU:CB	2.65	0.44
1:Q:125:GLU:HG2	1:Q:126:GLU:H	1.81	0.44
1:U:170:PRO:HB2	1:U:171:LYS:H	1.68	0.44
1:B:9:SER:O	1:B:16:TRP:HD1	1.99	0.44
1:B:183:VAL:CG1	1:A:75:ARG:HG3	2.48	0.44
1:D:99:LEU:HD21	1:D:140:ARG:CZ	2.47	0.44
1:D:168:PRO:CB	1:D:188:ARG:HH21	2.30	0.44

*Continued on next page...*

*Continued from previous page...*

Atom-1	Atom-2	Interatomic distance (Å)	Clash overlap (Å)
1:J:187:SER:HB2	1:K:75:ARG:HH22	1.82	0.44
1:V:118:VAL:HB	1:V:142:TYR:HB2	1.99	0.44
1:C:33:PHE:CG	1:C:43:SER:HB3	2.52	0.44
1:E:183:VAL:O	1:E:183:VAL:HG13	2.18	0.44
1:I:202:THR:CG2	1:I:205:LYS:HZ1	2.31	0.44
1:M:126:GLU:O	1:M:127:ARG:HB2	2.16	0.44
1:S:35:LEU:HG	1:S:36:PRO:CD	2.47	0.44
1:A:118:VAL:HB	1:A:142:TYR:HB2	1.99	0.44
1:X:150:PRO:O	1:I:151:THR:O	2.35	0.44
1:E:46:LEU:CD2	1:M:35:LEU:H	2.31	0.44
1:U:125:GLU:HG2	1:U:126:GLU:H	1.82	0.44
1:W:51:TRP:CD1	1:W:52:PRO:CD	3.00	0.44
1:A:12:ARG:HD2	1:A:18:PRO:CA	2.40	0.44
1:A:174:THR:HG22	1:A:192:GLY:CA	2.48	0.44
1:D:45:TRP:HA	1:H:51:TRP:CZ2	2.52	0.44
1:D:184:THR:HG22	1:D:191:LEU:CB	2.48	0.44
1:X:17:ASP:N	1:X:18:PRO:CD	2.81	0.44
1:G:172:LEU:CD2	1:G:204:ALA:HA	2.47	0.44
1:A:12:ARG:NE	1:X:12:ARG:NH2	2.65	0.44
1:A:79:ARG:NH2	1:A:156:SER:O	2.50	0.44
1:D:175:GLN:NE2	1:D:205:LYS:OXT	2.51	0.44
1:F:47:GLY:O	1:U:48:GLY:O	2.36	0.44
1:N:45:TRP:CZ2	1:S:52:PRO:CA	2.82	0.44
1:P:111:VAL:HG22	1:P:120:ILE:HG23	1.99	0.44
1:X:51:TRP:CE3	1:I:11:LEU:HD22	2.53	0.44
1:C:44:GLN:CB	1:G:44:GLN:HG2	2.41	0.44
1:Q:45:TRP:C	1:Q:45:TRP:CE3	2.88	0.44
1:H:38:LEU:N	1:H:39:PRO:CD	2.81	0.44
1:R:37:ARG:O	1:R:42:TRP:CD1	2.71	0.44
1:X:48:GLY:C	1:I:52:PRO:HG3	2.38	0.44
1:M:25:HIS:CE1	1:U:37:ARG:NE	2.85	0.44
1:Q:39:PRO:O	1:Q:41:GLU:OE1	2.35	0.44
1:U:23:TYR:O	1:U:25:HIS:N	2.51	0.44
1:U:153:VAL:HG13	1:U:165:VAL:HG13	2.00	0.44
1:A:202:THR:HG23	1:A:205:LYS:HE3	2.00	0.44
1:T:137:CYS:SG	1:T:138:PHE:N	2.91	0.44
1:X:151:THR:HG23	1:I:154:SER:N	2.33	0.44
1:G:126:GLU:O	1:G:127:ARG:HB2	2.18	0.44
1:D:99:LEU:CD2	1:D:140:ARG:HH11	2.25	0.44
1:X:149:ASP:OD1	1:X:182:PRO:HB2	2.17	0.44
1:G:45:TRP:CD1	1:G:51:TRP:CZ2	3.06	0.44

*Continued on next page...*

*Continued from previous page...*

Atom-1	Atom-2	Interatomic distance (Å)	Clash overlap (Å)
1:G:175:GLN:HG3	1:G:191:LEU:HD12	1.99	0.44
1:I:152:GLN:OE1	1:I:168:PRO:HG2	2.17	0.44
1:Q:17:ASP:HB3	1:Q:18:PRO:HD2	2.00	0.44
1:Q:111:VAL:HG21	1:Q:155:SER:HB3	2.00	0.44
1:U:8:PHE:O	1:U:9:SER:HB3	2.17	0.44
1:B:8:PHE:CZ	1:Q:48:GLY:HA3	2.53	0.44
1:B:31:GLN:HB3	1:B:73:TYR:OH	2.18	0.44
1:F:54:TYR:HD1	1:E:10:LEU:HD12	1.82	0.44
1:N:137:CYS:O	1:M:137:CYS:O	2.36	0.44
1:C:77:LEU:HD12	1:C:78:SER:CA	2.48	0.44
1:C:80:GLN:OE1	1:C:160:GLU:HG3	2.18	0.44
1:G:175:GLN:HG2	1:G:191:LEU:HG	2.00	0.44
1:I:6:VAL:O	1:I:6:VAL:HG23	2.18	0.44
1:M:16:TRP:CB	1:M:20:ARG:HB2	2.48	0.44
1:Q:125:GLU:CG	1:Q:135:SER:OG	2.66	0.44
1:W:47:GLY:CA	1:W:50:SER:OG	2.64	0.44
1:B:27:ARG:O	1:B:30:ASP:N	2.51	0.43
1:L:159:PRO:HG3	1:M:186:GLU:HB2	2.00	0.43
1:G:47:GLY:C	1:G:49:SER:N	2.70	0.43
1:Q:178:GLU:C	1:Q:179:ILE:HD12	2.38	0.43
1:B:181:ILE:HD12	1:B:182:PRO:HD3	2.00	0.43
1:A:44:GLN:OE1	1:I:44:GLN:O	2.35	0.43
1:C:44:GLN:HG2	1:W:44:GLN:CG	2.49	0.43
1:C:76:ALA:HB2	1:C:159:PRO:HG2	2.01	0.43
1:E:39:PRO:HB2	1:E:42:TRP:NE1	2.34	0.43
1:D:159:PRO:HB3	1:C:186:GLU:CD	2.38	0.43
1:F:185:PHE:CZ	1:E:164:THR:HB	2.52	0.43
1:T:109:LEU:O	1:U:180:THR:CG2	2.67	0.43
1:G:8:PHE:O	1:G:9:SER:OG	2.32	0.43
1:U:116:GLY:HA2	1:U:144:LEU:HD12	2.00	0.43
1:U:146:PRO:HG2	1:U:205:LYS:HE2	2.01	0.43
1:W:154:SER:O	1:W:165:VAL:HA	2.18	0.43
1:W:181:ILE:HG21	1:W:191:LEU:HD11	1.99	0.43
1:D:126:GLU:HG3	1:D:133:TYR:O	2.19	0.43
1:F:12:ARG:CZ	1:F:20:ARG:HH11	2.31	0.43
1:F:38:LEU:HA	1:F:42:TRP:HB2	2.00	0.43
1:F:45:TRP:HZ3	1:T:41:GLU:HA	1.84	0.43
1:V:20:ARG:NH2	1:C:15:SER:O	2.51	0.43
1:C:79:ARG:NH1	1:C:162:THR:O	2.43	0.43
1:E:176:SER:HB2	1:E:181:ILE:CD1	2.48	0.43
1:G:109:LEU:HD13	1:G:163:LEU:HD13	2.00	0.43

*Continued on next page...*



*Continued from previous page...*

Atom-1	Atom-2	Interatomic distance (Å)	Clash overlap (Å)
1:G:125:GLU:OE2	1:G:135:SER:HA	2.18	0.43
1:K:79:ARG:HD3	1:K:158:SER:HB3	2.01	0.43
1:D:111:VAL:HG22	1:C:151:THR:HG23	2.00	0.43
1:F:190:GLN:HB2	1:E:74:SER:HB2	2.01	0.43
1:H:40:GLU:C	1:H:41:GLU:HG3	2.37	0.43
1:C:46:LEU:HD22	1:W:40:GLU:HB3	2.00	0.43
1:C:124:HIS:O	1:C:125:GLU:CB	2.66	0.43
1:E:125:GLU:HB3	1:E:135:SER:HA	2.00	0.43
1:S:38:LEU:HB2	1:S:39:PRO:HD3	2.01	0.43
1:U:50:SER:OG	1:U:51:TRP:N	2.50	0.43
1:B:49:SER:HB2	1:X:45:TRP:CZ2	2.54	0.43
1:F:23:TYR:HB2	1:F:24:PRO:CD	2.46	0.43
1:F:157:LEU:C	1:E:185:PHE:HD2	2.18	0.43
1:J:33:PHE:HB3	1:J:42:TRP:CH2	2.54	0.43
1:N:163:LEU:CG	1:N:164:THR:N	2.72	0.43
1:X:52:PRO:HB2	1:I:10:LEU:HG	2.01	0.43
1:I:55:VAL:O	1:I:55:VAL:HG13	2.19	0.43
1:W:12:ARG:HH21	1:W:77:LEU:HD23	1.82	0.43
1:A:12:ARG:NH1	1:A:16:TRP:O	2.52	0.43
1:J:151:THR:HB	1:K:154:SER:HB3	2.01	0.43
1:N:180:THR:CG2	1:O:109:LEU:O	2.66	0.43
1:R:151:THR:HG23	1:S:154:SER:CB	2.46	0.43
1:T:192:GLY:HA3	1:T:201:GLU:HA	2.00	0.43
1:C:186:GLU:OE1	1:C:186:GLU:HA	2.18	0.43
1:M:26:SER:HG	1:M:45:TRP:HH2	1.56	0.43
1:M:80:GLN:HG3	1:M:160:GLU:CG	2.39	0.43
1:W:79:ARG:NH1	1:W:162:THR:O	2.51	0.43
1:H:51:TRP:CE3	1:G:11:LEU:HD22	2.53	0.43
1:J:181:ILE:O	1:J:183:VAL:HG23	2.19	0.43
1:N:54:TYR:CE1	1:N:56:ARG:HB2	2.54	0.43
1:P:128:GLN:HB2	1:P:132:GLY:HA2	2.00	0.43
1:I:75:ARG:HD2	1:I:79:ARG:CD	2.44	0.43
1:S:18:PRO:HD2	1:S:47:GLY:CA	2.47	0.43
1:B:44:GLN:OE1	1:P:44:GLN:NE2	2.52	0.43
1:D:151:THR:N	1:C:154:SER:HB3	2.33	0.43
1:D:185:PHE:CZ	1:C:164:THR:HB	2.54	0.43
1:H:153:VAL:HA	1:H:167:ALA:HB2	2.01	0.43
1:J:49:SER:CA	1:K:52:PRO:HG3	2.49	0.43
1:P:51:TRP:HB3	1:P:52:PRO:HD2	2.01	0.43
1:P:146:PRO:HB2	1:P:175:GLN:HG3	2.00	0.43
1:E:47:GLY:C	1:E:49:SER:H	2.22	0.43

*Continued on next page...*

*Continued from previous page...*

Atom-1	Atom-2	Interatomic distance (Å)	Clash overlap (Å)
1:E:197:ALA:O	1:E:199:SER:N	2.52	0.43
1:K:44:GLN:HG3	1:O:44:GLN:HB3	2.01	0.43
1:S:38:LEU:HB2	1:S:39:PRO:CD	2.48	0.43
1:A:33:PHE:HE1	1:A:35:LEU:O	2.01	0.43
1:F:159:PRO:CB	1:E:186:GLU:CB	2.97	0.43
1:H:20:ARG:HH12	1:W:15:SER:CB	2.31	0.43
1:L:22:TRP:HB2	1:L:28:LEU:HD11	2.01	0.43
1:V:1:MET:H1	1:W:31:GLN:HE22	1.65	0.43
1:E:39:PRO:HG2	1:E:42:TRP:CZ2	2.54	0.43
1:I:120:ILE:CG2	1:I:163:LEU:HD21	2.46	0.43
1:S:147:GLY:O	1:S:170:PRO:HG3	2.18	0.43
1:U:45:TRP:CE3	1:U:46:LEU:HG	2.52	0.43
1:A:133:TYR:CG	1:D:141:LYS:O	2.71	0.42
1:D:44:GLN:O	1:D:45:TRP:CG	2.69	0.42
1:L:151:THR:OG1	1:L:152:GLN:NE2	2.50	0.42
1:L:152:GLN:HB3	1:L:168:PRO:HD2	2.00	0.42
1:V:49:SER:HA	1:W:52:PRO:CB	2.48	0.42
1:V:181:ILE:N	1:V:182:PRO:CD	2.82	0.42
1:G:43:SER:HB2	1:G:51:TRP:HH2	1.83	0.42
1:I:26:SER:HB2	1:I:45:TRP:HH2	1.80	0.42
1:A:54:TYR:HB2	1:A:56:ARG:HG2	2.01	0.42
1:P:146:PRO:CB	1:P:181:ILE:HD11	2.48	0.42
1:R:99:LEU:HD11	1:R:138:PHE:HE2	1.84	0.42
1:C:26:SER:OG	1:W:40:GLU:HA	2.19	0.42
1:C:44:GLN:HG2	1:W:44:GLN:HE21	1.82	0.42
1:K:40:GLU:HA	1:O:26:SER:CB	2.49	0.42
1:O:94:ARG:HG2	1:O:169:MET:HB2	1.95	0.42
1:S:149:ASP:OD1	1:S:150:PRO:CD	2.67	0.42
1:L:151:THR:HG23	1:M:154:SER:HA	2.01	0.42
1:N:151:THR:CG2	1:O:154:SER:CB	2.79	0.42
1:V:31:GLN:HG2	1:V:73:TYR:OH	2.20	0.42
1:X:125:GLU:HG2	1:X:135:SER:HB2	2.01	0.42
1:C:77:LEU:CD1	1:C:78:SER:HB2	2.49	0.42
1:G:4:ARG:HG3	1:G:4:ARG:O	2.20	0.42
1:G:13:GLY:O	1:G:15:SER:N	2.51	0.42
1:G:35:LEU:HG	1:G:36:PRO:HD2	2.01	0.42
1:M:39:PRO:C	1:M:41:GLU:N	2.69	0.42
1:A:99:LEU:HD22	1:A:101:VAL:HG23	2.02	0.42
1:D:89:ARG:HD3	1:D:90:HIS:NE2	2.34	0.42
1:D:144:LEU:HD22	1:D:148:VAL:HG11	2.02	0.42
1:L:183:VAL:CG2	1:L:184:THR:H	2.25	0.42

*Continued on next page...*

*Continued from previous page...*

Atom-1	Atom-2	Interatomic distance (Å)	Clash overlap (Å)
1:T:151:THR:HA	1:U:152:GLN:HG3	2.00	0.42
1:C:56:ARG:NH2	1:G:48:GLY:O	2.52	0.42
1:G:38:LEU:CB	1:G:39:PRO:HD3	2.50	0.42
1:I:76:ALA:HA	1:I:159:PRO:HD2	2.02	0.42
1:M:16:TRP:HB2	1:M:20:ARG:CB	2.49	0.42
1:O:99:LEU:HG	1:O:140:ARG:HH11	1.85	0.42
1:W:38:LEU:HB2	1:W:39:PRO:HD3	2.00	0.42
1:A:26:SER:HB2	1:I:40:GLU:HA	2.00	0.42
1:D:17:ASP:N	1:D:20:ARG:NH2	2.67	0.42
1:F:181:ILE:N	1:F:182:PRO:CD	2.82	0.42
1:H:181:ILE:O	1:H:183:VAL:HG23	2.19	0.42
1:J:39:PRO:O	1:R:26:SER:HB3	2.19	0.42
1:P:108:GLU:OE1	1:Q:180:THR:HG21	2.16	0.42
1:P:183:VAL:HG11	1:Q:75:ARG:HG3	2.01	0.42
1:X:11:LEU:CD2	1:I:56:ARG:HD2	2.50	0.42
1:X:99:LEU:HD13	1:X:140:ARG:HD3	2.01	0.42
1:E:176:SER:HB2	1:E:181:ILE:HD11	2.02	0.42
1:G:124:HIS:CG	1:G:125:GLU:H	2.38	0.42
1:A:75:ARG:O	1:A:79:ARG:CB	2.67	0.42
1:A:75:ARG:HA	1:A:75:ARG:HD3	1.92	0.42
1:D:35:LEU:HB3	1:D:36:PRO:CD	2.46	0.42
1:F:36:PRO:HB2	1:F:37:ARG:H	1.69	0.42
1:N:133:TYR:HD1	1:M:140:ARG:CZ	2.32	0.42
1:R:128:GLN:HB2	1:R:132:GLY:N	2.34	0.42
1:C:33:PHE:CD1	1:G:46:LEU:CG	3.02	0.42
1:C:131:HIS:HB3	1:C:134:ILE:HD12	2.00	0.42
1:E:189:ALA:O	1:E:201:GLU:HG2	2.20	0.42
1:K:25:HIS:HE1	1:S:37:ARG:CD	2.32	0.42
1:S:6:VAL:O	1:S:8:PHE:N	2.52	0.42
1:A:126:GLU:N	1:A:126:GLU:OE1	2.52	0.42
1:J:22:TRP:HB2	1:J:28:LEU:HD11	2.02	0.42
1:J:42:TRP:O	1:R:45:TRP:CH2	2.72	0.42
1:P:184:THR:HB	1:P:191:LEU:CD1	2.48	0.42
1:I:10:LEU:HG	1:I:10:LEU:O	2.20	0.42
1:M:75:ARG:HB3	1:M:79:ARG:HD2	2.02	0.42
1:A:12:ARG:NH1	1:A:16:TRP:C	2.72	0.42
1:H:125:GLU:HG2	1:H:135:SER:HB3	2.02	0.42
1:H:147:GLY:HA2	1:H:181:ILE:CG2	2.50	0.42
1:V:134:ILE:HG13	1:V:135:SER:H	1.84	0.42
1:G:40:GLU:OE2	1:W:46:LEU:HD21	2.20	0.42
1:M:26:SER:CB	1:M:45:TRP:CH2	3.02	0.42

*Continued on next page...*

*Continued from previous page...*

Atom-1	Atom-2	Interatomic distance (Å)	Clash overlap (Å)
1:M:194:PRO:HB3	1:M:203:ALA:CB	2.50	0.42
1:O:51:TRP:CZ2	1:S:49:SER:CB	3.03	0.42
1:O:116:GLY:HA2	1:O:144:LEU:HD12	2.01	0.42
1:O:198:LYS:HE2	1:O:198:LYS:HA	2.02	0.42
1:D:20:ARG:HB3	1:D:25:HIS:ND1	2.35	0.42
1:D:181:ILE:O	1:D:183:VAL:HG23	2.20	0.42
1:F:54:TYR:CD1	1:E:10:LEU:HD12	2.53	0.42
1:F:183:VAL:HG12	1:E:75:ARG:HE	1.85	0.42
1:P:28:LEU:O	1:P:73:TYR:OH	2.22	0.42
1:C:149:ASP:HB2	1:C:170:PRO:HG3	2.02	0.42
1:E:16:TRP:HB2	1:E:20:ARG:HB2	2.02	0.42
1:M:95:TRP:O	1:M:166:GLU:HA	2.19	0.42
1:O:77:LEU:HD12	1:O:78:SER:CA	2.49	0.42
1:B:168:PRO:HB3	1:B:188:ARG:HH21	1.85	0.42
1:A:148:VAL:O	1:A:175:GLN:OE1	2.38	0.42
1:T:22:TRP:HB3	1:T:23:TYR:H	1.73	0.42
1:T:150:PRO:O	1:U:152:GLN:HA	2.20	0.42
1:C:44:GLN:HA	1:W:41:GLU:HB3	2.02	0.42
1:C:51:TRP:NE1	1:G:49:SER:HB2	2.35	0.42
1:O:22:TRP:O	1:O:28:LEU:HD22	2.20	0.42
1:S:125:GLU:HB3	1:S:126:GLU:H	1.73	0.42
1:B:45:TRP:CE3	1:P:51:TRP:CE2	3.08	0.41
1:B:133:TYR:HE1	1:E:142:TYR:HA	1.84	0.41
1:B:150:PRO:O	1:A:152:GLN:HA	2.19	0.41
1:B:175:GLN:CD	1:B:176:SER:N	2.73	0.41
1:A:1:MET:CE	1:A:9:SER:OG	2.67	0.41
1:A:175:GLN:HA	1:A:191:LEU:HD22	2.01	0.41
1:F:40:GLU:O	1:E:8:PHE:CZ	2.73	0.41
1:L:23:TYR:HB2	1:L:24:PRO:CD	2.48	0.41
1:L:175:GLN:N	1:L:181:ILE:HD11	2.31	0.41
1:P:140:ARG:CD	1:O:134:ILE:HD12	2.50	0.41
1:V:1:MET:N	1:V:175:GLN:O	2.53	0.41
1:X:185:PHE:HZ	1:I:164:THR:HB	1.84	0.41
1:I:178:GLU:O	1:I:179:ILE:HG22	2.19	0.41
1:O:33:PHE:CB	1:O:42:TRP:O	2.68	0.41
1:D:12:ARG:NH2	1:G:12:ARG:O	2.45	0.41
1:D:49:SER:CA	1:C:52:PRO:HG3	2.42	0.41
1:T:126:GLU:CG	1:T:134:ILE:HD12	2.51	0.41
1:G:43:SER:N	1:W:44:GLN:OE1	2.53	0.41
1:I:79:ARG:HD3	1:I:158:SER:HB3	2.02	0.41
1:K:44:GLN:OE1	1:S:42:TRP:N	2.46	0.41

*Continued on next page...*

*Continued from previous page...*

Atom-1	Atom-2	Interatomic distance (Å)	Clash overlap (Å)
1:M:20:ARG:HG3	1:M:24:PRO:HG3	2.03	0.41
1:S:169:MET:CE	1:S:172:LEU:HD11	2.49	0.41
1:U:22:TRP:O	1:U:28:LEU:HD21	2.20	0.41
1:U:33:PHE:CG	1:U:34:GLY:N	2.88	0.41
1:A:12:ARG:NH2	1:X:12:ARG:HH21	2.18	0.41
1:A:54:TYR:CD2	1:A:56:ARG:NH2	2.88	0.41
1:F:151:THR:H	1:E:154:SER:HB3	1.85	0.41
1:J:47:GLY:O	1:O:48:GLY:HA2	2.21	0.41
1:X:94:ARG:HG2	1:X:168:PRO:HA	2.02	0.41
1:M:46:LEU:HD11	1:U:51:TRP:CH2	2.55	0.41
1:M:95:TRP:CH2	1:M:97:VAL:HG22	2.55	0.41
1:M:150:PRO:HG3	1:M:179:ILE:HD11	2.02	0.41
1:U:79:ARG:NH1	1:U:162:THR:O	2.53	0.41
1:W:38:LEU:HB2	1:W:39:PRO:CD	2.50	0.41
1:B:103:HIS:NE2	1:E:103:HIS:CE1	2.89	0.41
1:D:146:PRO:CG	1:D:175:GLN:HE21	2.32	0.41
1:T:12:ARG:NH2	1:M:17:ASP:O	2.53	0.41
1:V:133:TYR:HE1	1:U:97:VAL:CG1	2.33	0.41
1:C:111:VAL:HG21	1:C:155:SER:HB3	2.01	0.41
1:U:79:ARG:NH2	1:U:156:SER:HB2	2.35	0.41
1:B:103:HIS:CG	1:B:103:HIS:O	2.74	0.41
1:B:185:PHE:O	1:B:186:GLU:HB2	2.19	0.41
1:A:38:LEU:HB3	1:A:39:PRO:HD3	2.01	0.41
1:D:44:GLN:O	1:D:45:TRP:CB	2.68	0.41
1:D:111:VAL:HG23	1:D:120:ILE:CG1	2.51	0.41
1:D:114:LYS:HD2	1:C:112:LYS:HD3	2.01	0.41
1:H:44:GLN:O	1:H:49:SER:HB2	2.21	0.41
1:L:39:PRO:N	1:T:38:LEU:HD11	2.35	0.41
1:P:11:LEU:HD23	1:Q:56:ARG:HD2	2.01	0.41
1:X:37:ARG:HD2	1:I:6:VAL:HG11	2.02	0.41
1:X:80:GLN:HG2	1:X:80:GLN:O	2.19	0.41
1:C:16:TRP:HA	1:C:16:TRP:CE3	2.55	0.41
1:E:46:LEU:HD23	1:M:35:LEU:H	1.85	0.41
1:I:169:MET:SD	1:I:172:LEU:HD11	2.58	0.41
1:M:6:VAL:HG12	1:M:8:PHE:CE2	2.50	0.41
1:U:35:LEU:HD22	1:U:37:ARG:HH12	1.85	0.41
1:U:193:GLY:HA3	1:U:194:PRO:HD3	1.85	0.41
1:D:114:LYS:HD2	1:C:112:LYS:CD	2.50	0.41
1:F:51:TRP:NE1	1:E:52:PRO:CB	2.84	0.41
1:F:175:GLN:NE2	1:F:205:LYS:OXT	2.54	0.41
1:H:44:GLN:O	1:H:45:TRP:HB2	2.20	0.41

*Continued on next page...*

*Continued from previous page...*

Atom-1	Atom-2	Interatomic distance (Å)	Clash overlap (Å)
1:L:39:PRO:CA	1:T:38:LEU:HD11	2.50	0.41
1:V:134:ILE:CG1	1:V:135:SER:N	2.84	0.41
1:E:26:SER:OG	1:E:27:ARG:N	2.53	0.41
1:E:183:VAL:O	1:E:187:SER:HB3	2.21	0.41
1:I:111:VAL:HG21	1:I:155:SER:CB	2.50	0.41
1:S:120:ILE:HD11	1:S:165:VAL:HG21	2.01	0.41
1:A:51:TRP:CE3	1:A:51:TRP:HA	2.56	0.41
1:H:45:TRP:CE3	1:V:51:TRP:CE2	3.08	0.41
1:J:138:PHE:CD1	1:J:138:PHE:N	2.89	0.41
1:L:30:ASP:HA	1:L:42:TRP:HZ3	1.86	0.41
1:P:18:PRO:O	1:P:28:LEU:HD23	2.21	0.41
1:P:157:LEU:O	1:Q:185:PHE:HB2	2.21	0.41
1:C:42:TRP:O	1:C:43:SER:OG	2.39	0.41
1:G:47:GLY:O	1:G:49:SER:N	2.53	0.41
1:K:165:VAL:HG23	1:K:165:VAL:O	2.20	0.41
1:O:55:VAL:CG2	1:O:56:ARG:H	2.14	0.41
1:S:99:LEU:HD22	1:S:120:ILE:HD13	2.01	0.41
1:S:149:ASP:OD2	1:S:151:THR:OG1	2.36	0.41
1:B:25:HIS:HB2	1:P:41:GLU:OE2	2.21	0.41
1:B:104:PHE:CE2	1:B:106:PRO:HB3	2.56	0.41
1:A:171:LYS:O	1:A:171:LYS:HG3	2.21	0.41
1:D:20:ARG:CB	1:D:25:HIS:ND1	2.83	0.41
1:F:41:GLU:HB3	1:L:45:TRP:CZ3	2.55	0.41
1:J:134:ILE:HG13	1:I:140:ARG:CZ	2.51	0.41
1:N:45:TRP:CH2	1:R:51:TRP:N	2.85	0.41
1:P:51:TRP:CE3	1:Q:11:LEU:HD22	2.55	0.41
1:P:97:VAL:HG21	1:P:142:TYR:CZ	2.56	0.41
1:X:28:LEU:HG	1:X:73:TYR:HE2	1.86	0.41
1:C:10:LEU:HD23	1:C:77:LEU:HD22	2.01	0.41
1:E:172:LEU:HD22	1:E:205:LYS:N	2.35	0.41
1:M:76:ALA:HA	1:M:159:PRO:HD2	2.02	0.41
1:S:45:TRP:HB2	1:S:50:SER:HA	2.01	0.41
1:B:9:SER:O	1:B:16:TRP:HB2	2.21	0.41
1:B:133:TYR:CB	1:E:140:ARG:CZ	2.98	0.41
1:B:133:TYR:CA	1:E:140:ARG:HG3	2.50	0.41
1:D:9:SER:HA	1:G:15:SER:O	2.21	0.41
1:D:12:ARG:CZ	1:D:20:ARG:CD	2.98	0.41
1:D:41:GLU:O	1:C:8:PHE:CZ	2.74	0.41
1:F:11:LEU:HD21	1:F:171:LYS:NZ	2.36	0.41
1:F:152:GLN:HB3	1:F:168:PRO:HD2	2.03	0.41
1:H:99:LEU:HB3	1:H:163:LEU:HB3	2.03	0.41

*Continued on next page...*

*Continued from previous page...*

Atom-1	Atom-2	Interatomic distance (Å)	Clash overlap (Å)
1:L:24:PRO:HG2	1:L:27:ARG:CB	2.50	0.41
1:T:151:THR:HA	1:U:152:GLN:O	2.21	0.41
1:V:1:MET:H2	1:W:31:GLN:HE22	1.64	0.41
1:C:155:SER:HB2	1:C:163:LEU:HD11	2.03	0.41
1:E:39:PRO:O	1:E:40:GLU:HB2	2.20	0.41
1:I:16:TRP:HB2	1:I:20:ARG:HD2	2.03	0.41
1:I:46:LEU:HD23	1:Q:34:GLY:HA3	2.03	0.41
1:K:79:ARG:NH1	1:K:162:THR:O	2.46	0.41
1:S:118:VAL:CG2	1:S:144:LEU:HD21	2.43	0.41
1:W:51:TRP:HD1	1:W:52:PRO:HD2	1.84	0.41
1:W:94:ARG:HG2	1:W:168:PRO:HA	2.02	0.41
1:B:9:SER:O	1:B:16:TRP:CD1	2.74	0.41
1:F:40:GLU:HB3	1:E:8:PHE:CE2	2.56	0.41
1:F:45:TRP:HH2	1:T:42:TRP:C	2.24	0.41
1:F:157:LEU:C	1:E:185:PHE:CD2	2.94	0.41
1:J:45:TRP:HZ3	1:N:41:GLU:HA	1.86	0.41
1:J:118:VAL:HB	1:J:142:TYR:HB2	2.03	0.41
1:N:153:VAL:HA	1:N:167:ALA:HB2	2.03	0.41
1:P:54:TYR:HD1	1:Q:10:LEU:HD12	1.86	0.41
1:T:150:PRO:HA	1:T:153:VAL:HG23	2.03	0.41
1:E:55:VAL:O	1:E:55:VAL:HG13	2.21	0.41
1:I:79:ARG:NH1	1:I:162:THR:O	2.43	0.41
1:M:118:VAL:HB	1:M:142:TYR:HB2	2.03	0.41
1:Q:105:ALA:O	1:Q:124:HIS:ND1	2.51	0.41
1:U:41:GLU:O	1:U:42:TRP:CD1	2.74	0.41
1:W:51:TRP:HD1	1:W:52:PRO:CD	2.34	0.41
1:B:35:LEU:HD11	1:A:4:ARG:HB3	2.02	0.40
1:F:105:ALA:O	1:F:124:HIS:ND1	2.54	0.40
1:J:126:GLU:C	1:J:128:GLN:H	2.24	0.40
1:P:28:LEU:HG	1:P:73:TYR:OH	2.21	0.40
1:T:150:PRO:O	1:U:151:THR:O	2.38	0.40
1:E:155:SER:HB2	1:E:163:LEU:HD11	2.03	0.40
1:O:45:TRP:O	1:O:49:SER:OG	2.39	0.40
1:W:169:MET:HB3	1:W:172:LEU:HD23	2.03	0.40
1:A:35:LEU:O	1:A:35:LEU:CD1	2.53	0.40
1:A:124:HIS:HB3	1:A:125:GLU:H	1.59	0.40
1:F:156:SER:CA	1:E:185:PHE:HE2	2.34	0.40
1:N:22:TRP:CD1	1:N:28:LEU:HD21	2.56	0.40
1:P:46:LEU:HD23	1:P:50:SER:HA	2.03	0.40
1:I:45:TRP:HB3	1:I:51:TRP:HZ3	1.86	0.40
1:S:97:VAL:CG1	1:S:98:SER:N	2.84	0.40

*Continued on next page...*

*Continued from previous page...*

Atom-1	Atom-2	Interatomic distance (Å)	Clash overlap (Å)
1:B:152:GLN:HB3	1:B:168:PRO:HD2	2.02	0.40
1:A:1:MET:HG2	1:A:9:SER:OG	2.22	0.40
1:H:181:ILE:N	1:H:182:PRO:CD	2.84	0.40
1:J:153:VAL:HG22	1:J:167:ALA:HB2	2.03	0.40
1:N:94:ARG:HG2	1:N:167:ALA:O	2.22	0.40
1:X:40:GLU:O	1:I:8:PHE:CD1	2.74	0.40
1:X:54:TYR:HB2	1:I:10:LEU:CD2	2.51	0.40
1:G:176:SER:HB2	1:G:179:ILE:HA	2.03	0.40
1:O:124:HIS:O	1:O:125:GLU:HB2	2.21	0.40
1:U:29:PHE:CD1	1:U:45:TRP:CH2	3.04	0.40
1:U:148:VAL:HA	1:U:170:PRO:HD3	2.03	0.40
1:U:148:VAL:HG22	1:U:169:MET:HG2	2.04	0.40
1:U:184:THR:CG2	1:U:191:LEU:HD11	2.52	0.40
1:H:11:LEU:CD1	1:H:171:LYS:HE3	2.31	0.40
1:J:151:THR:HA	1:K:152:GLN:C	2.42	0.40
1:L:139:THR:O	1:Q:135:SER:HB2	2.21	0.40
1:N:51:TRP:HE3	1:N:52:PRO:HD2	1.86	0.40
1:P:29:PHE:HB2	1:P:46:LEU:HD11	2.03	0.40
1:P:156:SER:HB3	1:Q:185:PHE:CD1	2.57	0.40
1:R:11:LEU:HD21	1:R:171:LYS:NZ	2.36	0.40
1:V:8:PHE:HE2	1:W:34:GLY:CA	2.28	0.40
1:Q:40:GLU:O	1:Q:41:GLU:O	2.39	0.40
1:U:118:VAL:HB	1:U:142:TYR:HB2	2.03	0.40
1:B:126:GLU:CD	1:B:134:ILE:CD1	2.75	0.40
1:D:45:TRP:CZ2	1:H:49:SER:HB3	2.57	0.40
1:F:17:ASP:N	1:F:20:ARG:NH2	2.69	0.40
1:F:47:GLY:O	1:U:49:SER:HA	2.22	0.40
1:F:190:GLN:OE1	1:E:74:SER:HB2	2.21	0.40
1:N:12:ARG:HD3	1:S:18:PRO:CD	2.50	0.40
1:R:133:TYR:CD1	1:R:133:TYR:N	2.88	0.40
1:V:201:GLU:CD	1:W:56:ARG:HG3	2.42	0.40
1:G:43:SER:HB2	1:G:51:TRP:CH2	2.57	0.40
1:M:12:ARG:HG3	1:M:19:PHE:CD2	2.57	0.40
1:O:120:ILE:HD11	1:O:165:VAL:HG21	2.03	0.40
1:Q:43:SER:HB3	1:Q:45:TRP:HE1	1.85	0.40

There are no symmetry-related clashes.



## 5.3 Torsion angles [i](#)

### 5.3.1 Protein backbone [i](#)

In the following table, the Percentiles column shows the percent Ramachandran outliers of the chain as a percentile score with respect to all X-ray entries followed by that with respect to entries of similar resolution.

The Analysed column shows the number of residues for which the backbone conformation was analysed, and the total number of residues.

Mol	Chain	Analysed	Favoured	Allowed	Outliers	Percentiles	
1	A	175/205 (85%)	124 (71%)	37 (21%)	14 (8%)	1	11
1	B	146/205 (71%)	112 (77%)	28 (19%)	6 (4%)	3	26
1	C	157/205 (77%)	107 (68%)	36 (23%)	14 (9%)	1	9
1	D	151/205 (74%)	129 (85%)	15 (10%)	7 (5%)	2	23
1	E	163/205 (80%)	120 (74%)	29 (18%)	14 (9%)	1	10
1	F	149/205 (73%)	125 (84%)	22 (15%)	2 (1%)	12	49
1	G	171/205 (83%)	125 (73%)	31 (18%)	15 (9%)	1	9
1	H	146/205 (71%)	122 (84%)	14 (10%)	10 (7%)	1	15
1	I	159/205 (78%)	119 (75%)	30 (19%)	10 (6%)	1	17
1	J	148/205 (72%)	126 (85%)	17 (12%)	5 (3%)	3	31
1	K	165/205 (80%)	124 (75%)	35 (21%)	6 (4%)	3	29
1	L	151/205 (74%)	129 (85%)	15 (10%)	7 (5%)	2	23
1	M	169/205 (82%)	123 (73%)	29 (17%)	17 (10%)	0	8
1	N	144/205 (70%)	117 (81%)	22 (15%)	5 (4%)	3	30
1	O	166/205 (81%)	119 (72%)	36 (22%)	11 (7%)	1	16
1	P	148/205 (72%)	125 (84%)	18 (12%)	5 (3%)	3	31
1	Q	153/205 (75%)	113 (74%)	26 (17%)	14 (9%)	1	9
1	R	153/205 (75%)	131 (86%)	19 (12%)	3 (2%)	7	41
1	S	172/205 (84%)	129 (75%)	34 (20%)	9 (5%)	2	20
1	T	152/205 (74%)	125 (82%)	22 (14%)	5 (3%)	4	31
1	U	165/205 (80%)	111 (67%)	39 (24%)	15 (9%)	1	9
1	V	145/205 (71%)	124 (86%)	15 (10%)	6 (4%)	3	26
1	W	159/205 (78%)	120 (76%)	33 (21%)	6 (4%)	3	27
1	X	150/205 (73%)	127 (85%)	14 (9%)	9 (6%)	1	17
All	All	3757/4920 (76%)	2926 (78%)	616 (16%)	215 (6%)	1	18

All (215) Ramachandran outliers are listed below:

Mol	Chain	Res	Type
1	B	17	ASP
1	B	134	ILE
1	B	177	ASN
1	B	189	ALA
1	A	44	GLN
1	A	51	TRP
1	A	179	ILE
1	D	72	ALA
1	D	184	THR
1	H	45	TRP
1	H	184	THR
1	J	38	LEU
1	J	184	THR
1	L	37	ARG
1	L	181	ILE
1	L	183	VAL
1	P	184	THR
1	T	23	TYR
1	T	26	SER
1	T	134	ILE
1	T	178	GLU
1	T	179	ILE
1	V	133	TYR
1	V	135	SER
1	X	41	GLU
1	X	79	ARG
1	X	83	SER
1	C	38	LEU
1	C	125	GLU
1	C	179	ILE
1	E	40	GLU
1	E	198	LYS
1	G	9	SER
1	G	14	PRO
1	G	45	TRP
1	G	51	TRP
1	G	126	GLU
1	I	46	LEU
1	I	125	GLU
1	K	38	LEU
1	K	179	ILE
1	K	200	ASP

*Continued on next page...*

*Continued from previous page...*

<b>Mol</b>	<b>Chain</b>	<b>Res</b>	<b>Type</b>
1	M	17	ASP
1	M	41	GLU
1	M	127	ARG
1	M	179	ILE
1	O	125	GLU
1	Q	4	ARG
1	Q	41	GLU
1	Q	46	LEU
1	Q	178	GLU
1	S	7	PRO
1	S	12	ARG
1	S	24	PRO
1	S	40	GLU
1	S	51	TRP
1	S	179	ILE
1	U	41	GLU
1	U	48	GLY
1	W	51	TRP
1	B	186	GLU
1	A	126	GLU
1	A	172	LEU
1	D	45	TRP
1	F	96	ARG
1	H	4	ARG
1	H	127	ARG
1	J	45	TRP
1	N	46	LEU
1	V	41	GLU
1	V	45	TRP
1	X	35	LEU
1	X	45	TRP
1	C	49	SER
1	C	176	SER
1	C	182	PRO
1	E	125	GLU
1	E	180	THR
1	G	17	ASP
1	G	43	SER
1	G	46	LEU
1	G	179	ILE
1	I	179	ILE
1	M	47	GLY

*Continued on next page...*

*Continued from previous page...*

<b>Mol</b>	<b>Chain</b>	<b>Res</b>	<b>Type</b>
1	M	199	SER
1	M	203	ALA
1	O	46	LEU
1	O	183	VAL
1	Q	40	GLU
1	Q	81	LEU
1	U	45	TRP
1	U	47	GLY
1	U	170	PRO
1	B	183	VAL
1	A	40	GLU
1	A	80	GLN
1	N	72	ALA
1	R	133	TYR
1	X	36	PRO
1	C	44	GLN
1	C	80	GLN
1	E	188	ARG
1	G	39	PRO
1	I	10	LEU
1	I	12	ARG
1	I	17	ASP
1	I	23	TYR
1	I	126	GLU
1	K	17	ASP
1	M	36	PRO
1	M	44	GLN
1	M	125	GLU
1	M	180	THR
1	O	15	SER
1	O	80	GLN
1	Q	2	THR
1	S	15	SER
1	U	16	TRP
1	U	39	PRO
1	U	126	GLU
1	U	179	ILE
1	U	194	PRO
1	W	15	SER
1	W	45	TRP
1	W	80	GLN
1	W	182	PRO

*Continued on next page...*

*Continued from previous page...*

<b>Mol</b>	<b>Chain</b>	<b>Res</b>	<b>Type</b>
1	A	6	VAL
1	A	16	TRP
1	A	83	SER
1	A	152	GLN
1	D	183	VAL
1	F	41	GLU
1	L	46	LEU
1	N	45	TRP
1	P	41	GLU
1	R	41	GLU
1	C	45	TRP
1	E	17	ASP
1	E	80	GLN
1	G	201	GLU
1	I	45	TRP
1	K	39	PRO
1	M	43	SER
1	O	14	PRO
1	O	17	ASP
1	O	23	TYR
1	Q	44	GLN
1	Q	126	GLU
1	S	44	GLN
1	U	44	GLN
1	W	17	ASP
1	A	125	GLU
1	H	39	PRO
1	H	144	LEU
1	H	183	VAL
1	N	164	THR
1	C	20	ARG
1	C	23	TYR
1	E	7	PRO
1	E	124	HIS
1	E	182	PRO
1	G	127	ARG
1	M	79	ARG
1	M	126	GLU
1	Q	20	ARG
1	Q	45	TRP
1	U	17	ASP
1	U	53	GLY

*Continued on next page...*

*Continued from previous page...*

<b>Mol</b>	<b>Chain</b>	<b>Res</b>	<b>Type</b>
1	D	41	GLU
1	J	183	VAL
1	L	184	THR
1	P	134	ILE
1	R	134	ILE
1	V	46	LEU
1	X	38	LEU
1	C	170	PRO
1	E	47	GLY
1	G	41	GLU
1	G	170	PRO
1	I	80	GLN
1	K	80	GLN
1	M	39	PRO
1	O	51	TRP
1	Q	17	ASP
1	D	134	ILE
1	J	179	ILE
1	P	179	ILE
1	X	134	ILE
1	C	36	PRO
1	E	170	PRO
1	E	179	ILE
1	G	23	TYR
1	M	170	PRO
1	Q	48	GLY
1	A	18	PRO
1	H	38	LEU
1	L	147	GLY
1	L	179	ILE
1	V	179	ILE
1	X	179	ILE
1	N	179	ILE
1	C	17	ASP
1	O	7	PRO
1	S	17	ASP
1	U	153	VAL
1	A	17	ASP
1	D	179	ILE
1	H	179	ILE
1	E	183	VAL
1	M	7	PRO

*Continued on next page...*

*Continued from previous page...*

Mol	Chain	Res	Type
1	O	24	PRO
1	Q	179	ILE
1	H	134	ILE
1	P	181	ILE
1	U	51	TRP

### 5.3.2 Protein sidechains [i](#)

In the following table, the Percentiles column shows the percent sidechain outliers of the chain as a percentile score with respect to all X-ray entries followed by that with respect to entries of similar resolution.

The Analysed column shows the number of residues for which the sidechain conformation was analysed, and the total number of residues.

Mol	Chain	Analysed	Rotameric	Outliers	Percentiles
1	A	157/175 (90%)	151 (96%)	6 (4%)	33 66
1	B	139/175 (79%)	134 (96%)	5 (4%)	35 67
1	C	147/175 (84%)	138 (94%)	9 (6%)	18 53
1	D	146/175 (83%)	141 (97%)	5 (3%)	37 69
1	E	150/175 (86%)	145 (97%)	5 (3%)	38 69
1	F	143/175 (82%)	143 (100%)	0	100 100
1	G	155/175 (89%)	149 (96%)	6 (4%)	32 65
1	H	142/175 (81%)	138 (97%)	4 (3%)	43 73
1	I	147/175 (84%)	144 (98%)	3 (2%)	55 79
1	J	143/175 (82%)	138 (96%)	5 (4%)	36 68
1	K	153/175 (87%)	149 (97%)	4 (3%)	46 74
1	L	145/175 (83%)	143 (99%)	2 (1%)	67 85
1	M	153/175 (87%)	148 (97%)	5 (3%)	38 69
1	N	142/175 (81%)	142 (100%)	0	100 100
1	O	150/175 (86%)	144 (96%)	6 (4%)	31 65
1	P	144/175 (82%)	141 (98%)	3 (2%)	53 79
1	Q	143/175 (82%)	136 (95%)	7 (5%)	25 59
1	R	147/175 (84%)	145 (99%)	2 (1%)	67 85
1	S	156/175 (89%)	150 (96%)	6 (4%)	33 66
1	T	146/175 (83%)	144 (99%)	2 (1%)	67 85

*Continued on next page...*

*Continued from previous page...*

Mol	Chain	Analysed	Rotameric	Outliers	Percentiles	
1	U	151/175 (86%)	145 (96%)	6 (4%)	31	65
1	V	143/175 (82%)	139 (97%)	4 (3%)	43	73
1	W	149/175 (85%)	144 (97%)	5 (3%)	37	69
1	X	147/175 (84%)	145 (99%)	2 (1%)	67	85
All	All	3538/4200 (84%)	3436 (97%)	102 (3%)	42	72

All (102) residues with a non-rotameric sidechain are listed below:

Mol	Chain	Res	Type
1	B	33	PHE
1	B	107	ASP
1	B	114	LYS
1	B	117	VAL
1	B	175	GLN
1	A	19	PHE
1	A	51	TRP
1	A	101	VAL
1	A	103	HIS
1	A	133	TYR
1	A	166	GLU
1	D	51	TRP
1	D	123	LYS
1	D	126	GLU
1	D	131	HIS
1	D	171	LYS
1	H	33	PHE
1	H	107	ASP
1	H	128	GLN
1	H	135	SER
1	J	45	TRP
1	J	99	LEU
1	J	107	ASP
1	J	131	HIS
1	J	138	PHE
1	L	20	ARG
1	L	107	ASP
1	P	33	PHE
1	P	35	LEU
1	P	107	ASP
1	R	107	ASP
1	R	133	TYR

*Continued on next page...*



*Continued from previous page...*

<b>Mol</b>	<b>Chain</b>	<b>Res</b>	<b>Type</b>
1	T	99	LEU
1	T	107	ASP
1	V	24	PRO
1	V	33	PHE
1	V	104	PHE
1	V	107	ASP
1	X	31	GLN
1	X	107	ASP
1	C	16	TRP
1	C	19	PHE
1	C	33	PHE
1	C	41	GLU
1	C	44	GLN
1	C	45	TRP
1	C	107	ASP
1	C	185	PHE
1	C	187	SER
1	E	23	TYR
1	E	45	TRP
1	E	133	TYR
1	E	191	LEU
1	E	205	LYS
1	G	19	PHE
1	G	45	TRP
1	G	73	TYR
1	G	107	ASP
1	G	131	HIS
1	G	198	LYS
1	I	42	TRP
1	I	45	TRP
1	I	107	ASP
1	K	5	ARG
1	K	45	TRP
1	K	107	ASP
1	K	125	GLU
1	M	42	TRP
1	M	45	TRP
1	M	46	LEU
1	M	124	HIS
1	M	133	TYR
1	O	25	HIS
1	O	33	PHE

*Continued on next page...*

*Continued from previous page...*

Mol	Chain	Res	Type
1	O	42	TRP
1	O	75	ARG
1	O	107	ASP
1	O	124	HIS
1	Q	19	PHE
1	Q	41	GLU
1	Q	43	SER
1	Q	45	TRP
1	Q	81	LEU
1	Q	107	ASP
1	Q	133	TYR
1	S	25	HIS
1	S	31	GLN
1	S	107	ASP
1	S	134	ILE
1	S	144	LEU
1	S	205	LYS
1	U	8	PHE
1	U	33	PHE
1	U	51	TRP
1	U	80	GLN
1	U	133	TYR
1	U	160	GLU
1	W	41	GLU
1	W	45	TRP
1	W	107	ASP
1	W	172	LEU
1	W	185	PHE

Sometimes sidechains can be flipped to improve hydrogen bonding and reduce clashes. All (35) such sidechains are listed below:

Mol	Chain	Res	Type
1	A	124	HIS
1	D	31	GLN
1	D	90	HIS
1	D	131	HIS
1	D	175	GLN
1	F	128	GLN
1	F	175	GLN
1	L	152	GLN
1	N	152	GLN
1	N	190	GLN

*Continued on next page...*

*Continued from previous page...*

Mol	Chain	Res	Type
1	P	44	GLN
1	P	177	ASN
1	R	175	GLN
1	T	103	HIS
1	T	175	GLN
1	T	190	GLN
1	C	25	HIS
1	E	152	GLN
1	E	190	GLN
1	G	103	HIS
1	I	44	GLN
1	I	80	GLN
1	K	25	HIS
1	K	31	GLN
1	M	25	HIS
1	M	80	GLN
1	M	190	GLN
1	Q	44	GLN
1	S	25	HIS
1	S	31	GLN
1	S	103	HIS
1	S	152	GLN
1	U	190	GLN
1	W	31	GLN
1	W	175	GLN

### 5.3.3 RNA [i](#)

There are no RNA molecules in this entry.

### 5.4 Non-standard residues in protein, DNA, RNA chains [i](#)

There are no non-standard protein/DNA/RNA residues in this entry.

### 5.5 Carbohydrates [i](#)

There are no monosaccharides in this entry.

## 5.6 Ligand geometry [i](#)

There are no ligands in this entry.

## 5.7 Other polymers [i](#)

There are no such residues in this entry.

## 5.8 Polymer linkage issues [i](#)

There are no chain breaks in this entry.

## 6 Fit of model and data i

### 6.1 Protein, DNA and RNA chains i

In the following table, the column labelled ‘#RSRZ> 2’ contains the number (and percentage) of RSRZ outliers, followed by percent RSRZ outliers for the chain as percentile scores relative to all X-ray entries and entries of similar resolution. The OWAB column contains the minimum, median, 95<sup>th</sup> percentile and maximum values of the occupancy-weighted average B-factor per residue. The column labelled ‘Q< 0.9’ lists the number of (and percentage) of residues with an average occupancy less than 0.9.

Mol	Chain	Analysed	<RSRZ>	#RSRZ>2	OWAB(Å <sup>2</sup> )	Q<0.9
1	A	181/205 (88%)	0.82	15 (8%) 11 6	27, 61, 113, 195	0
1	B	156/205 (76%)	0.86	14 (8%) 9 5	47, 60, 112, 161	0
1	C	166/205 (80%)	0.50	3 (1%) 68 51	28, 60, 95, 158	0
1	D	165/205 (80%)	0.57	2 (1%) 79 64	13, 65, 104, 165	0
1	E	173/205 (84%)	0.79	10 (5%) 23 12	24, 65, 99, 131	0
1	F	163/205 (79%)	0.74	7 (4%) 35 21	27, 65, 112, 138	0
1	G	179/205 (87%)	0.69	8 (4%) 33 19	16, 64, 105, 133	0
1	H	160/205 (78%)	0.89	14 (8%) 10 5	24, 66, 100, 166	0
1	I	169/205 (82%)	0.59	5 (2%) 50 32	18, 61, 99, 152	0
1	J	162/205 (79%)	0.73	8 (4%) 29 17	26, 65, 101, 136	0
1	K	175/205 (85%)	0.75	11 (6%) 20 10	19, 68, 100, 135	0
1	L	165/205 (80%)	0.64	3 (1%) 68 51	16, 61, 95, 177	0
1	M	177/205 (86%)	0.68	13 (7%) 15 8	29, 65, 123, 159	0
1	N	162/205 (79%)	0.71	8 (4%) 29 17	31, 67, 112, 156	0
1	O	174/205 (84%)	0.68	9 (5%) 27 16	27, 66, 107, 146	0
1	P	164/205 (80%)	0.53	3 (1%) 68 51	25, 65, 108, 137	0
1	Q	161/205 (78%)	0.51	4 (2%) 57 39	27, 63, 102, 175	0
1	R	167/205 (81%)	0.77	7 (4%) 36 22	20, 64, 97, 138	0
1	S	180/205 (87%)	0.71	10 (5%) 24 13	28, 67, 106, 141	0
1	T	166/205 (80%)	0.55	4 (2%) 59 41	23, 67, 97, 151	0
1	U	175/205 (85%)	0.57	4 (2%) 60 42	26, 64, 108, 246	0
1	V	161/205 (78%)	0.57	3 (1%) 66 49	29, 63, 106, 156	0
1	W	169/205 (82%)	0.69	10 (5%) 22 11	24, 65, 114, 159	0
1	X	166/205 (80%)	0.61	5 (3%) 50 32	32, 63, 98, 177	0

*Continued on next page...*

*Continued from previous page...*

Mol	Chain	Analysed	<RSRZ>	#RSRZ>2	OWAB(Å <sup>2</sup> )	Q<0.9
All	All	4036/4920 (82%)	0.67	180 (4%) 33 19	13, 64, 107, 246	0

All (180) RSRZ outliers are listed below:

Mol	Chain	Res	Type	RSRZ
1	N	192	GLY	6.9
1	L	192	GLY	4.7
1	I	195	GLU	4.4
1	A	172	LEU	4.1
1	A	14	PRO	4.0
1	O	150	PRO	4.0
1	A	2	THR	3.9
1	A	176	SER	3.8
1	F	192	GLY	3.7
1	W	128	GLN	3.6
1	R	192	GLY	3.6
1	F	175	GLN	3.5
1	W	31	GLN	3.5
1	H	72	ALA	3.4
1	U	155	SER	3.4
1	A	72	ALA	3.3
1	J	26	SER	3.2
1	H	107	ASP	3.2
1	N	21	ASP	3.2
1	S	176	SER	3.2
1	J	94	ARG	3.2
1	M	135	SER	3.1
1	X	33	PHE	3.1
1	I	205	LYS	3.1
1	H	9	SER	3.1
1	J	192	GLY	3.0
1	K	113	THR	3.0
1	G	170	PRO	3.0
1	S	48	GLY	3.0
1	B	178	GLU	3.0
1	G	126	GLU	3.0
1	V	192	GLY	3.0
1	R	113	THR	2.9
1	R	71	PRO	2.9
1	Q	155	SER	2.9
1	G	202	THR	2.9
1	A	197	ALA	2.9

*Continued on next page...*

*Continued from previous page...*

<b>Mol</b>	<b>Chain</b>	<b>Res</b>	<b>Type</b>	<b>RSRZ</b>
1	V	100	ASP	2.8
1	T	201	GLU	2.8
1	S	14	PRO	2.8
1	M	107	ASP	2.8
1	J	43	SER	2.8
1	J	135	SER	2.8
1	B	11	LEU	2.8
1	M	205	LYS	2.8
1	B	102	ASN	2.8
1	B	6	VAL	2.8
1	W	4	ARG	2.8
1	B	17	ASP	2.8
1	D	132	GLY	2.8
1	K	48	GLY	2.8
1	O	100	ASP	2.7
1	B	7	PRO	2.7
1	X	21	ASP	2.7
1	A	53	GLY	2.7
1	A	13	GLY	2.7
1	I	177	ASN	2.7
1	N	132	GLY	2.7
1	U	140	ARG	2.6
1	I	170	PRO	2.6
1	E	123	LYS	2.6
1	X	35	LEU	2.6
1	K	147	GLY	2.6
1	V	84	GLY	2.6
1	M	126	GLU	2.6
1	F	111	VAL	2.6
1	W	83	SER	2.6
1	H	133	TYR	2.6
1	O	113	THR	2.6
1	B	177	ASN	2.5
1	E	48	GLY	2.5
1	O	17	ASP	2.5
1	A	205	LYS	2.5
1	F	9	SER	2.5
1	A	171	LYS	2.5
1	E	124	HIS	2.5
1	S	113	THR	2.5
1	G	187	SER	2.5
1	R	47	GLY	2.4

*Continued on next page...*

*Continued from previous page...*

<b>Mol</b>	<b>Chain</b>	<b>Res</b>	<b>Type</b>	<b>RSRZ</b>
1	K	123	LYS	2.4
1	M	198	LYS	2.4
1	J	2	THR	2.4
1	A	175	GLN	2.4
1	W	177	ASN	2.4
1	M	40	GLU	2.4
1	A	196	ALA	2.4
1	B	124	HIS	2.4
1	X	34	GLY	2.4
1	E	170	PRO	2.4
1	O	53	GLY	2.4
1	X	110	THR	2.4
1	U	1	MET	2.4
1	F	147	GLY	2.4
1	Q	100	ASP	2.4
1	G	190	GLN	2.4
1	S	95	TRP	2.4
1	N	2	THR	2.4
1	R	134	ILE	2.3
1	J	35	LEU	2.3
1	S	157	LEU	2.3
1	E	138	PHE	2.3
1	K	50	SER	2.3
1	M	13	GLY	2.3
1	A	173	ALA	2.3
1	J	127	ARG	2.3
1	C	13	GLY	2.3
1	S	109	LEU	2.3
1	H	34	GLY	2.3
1	S	45	TRP	2.3
1	W	179	ILE	2.3
1	N	7	PRO	2.3
1	O	152	GLN	2.3
1	D	37	ARG	2.3
1	H	8	PHE	2.3
1	A	45	TRP	2.2
1	S	177	ASN	2.2
1	U	21	ASP	2.2
1	B	18	PRO	2.2
1	B	175	GLN	2.2
1	P	45	TRP	2.2
1	K	176	SER	2.2

*Continued on next page...*



*Continued from previous page...*

<b>Mol</b>	<b>Chain</b>	<b>Res</b>	<b>Type</b>	<b>RSRZ</b>
1	B	83	SER	2.2
1	B	190	GLN	2.2
1	H	105	ALA	2.2
1	H	121	THR	2.2
1	P	44	GLN	2.2
1	G	125	GLU	2.2
1	K	121	THR	2.2
1	M	46	LEU	2.2
1	M	72	ALA	2.2
1	Q	16	TRP	2.2
1	B	103	HIS	2.2
1	H	100	ASP	2.2
1	N	180	THR	2.2
1	W	122	GLY	2.2
1	L	135	SER	2.2
1	N	50	SER	2.2
1	K	110	THR	2.2
1	O	197	ALA	2.2
1	O	172	LEU	2.2
1	K	177	ASN	2.1
1	C	182	PRO	2.1
1	W	189	ALA	2.1
1	G	143	THR	2.1
1	E	204	ALA	2.1
1	M	56	ARG	2.1
1	T	175	GLN	2.1
1	H	187	SER	2.1
1	G	2	THR	2.1
1	W	107	ASP	2.1
1	T	39	PRO	2.1
1	T	133	TYR	2.1
1	H	5	ARG	2.1
1	H	106	PRO	2.1
1	E	205	LYS	2.1
1	F	116	GLY	2.1
1	L	3	GLU	2.1
1	P	84	GLY	2.1
1	I	164	THR	2.1
1	R	165	VAL	2.1
1	E	111	VAL	2.1
1	M	38	LEU	2.1
1	N	134	ILE	2.0

*Continued on next page...*

*Continued from previous page...*

Mol	Chain	Res	Type	RSRZ
1	H	118	VAL	2.0
1	M	172	LEU	2.0
1	B	97	VAL	2.0
1	O	199	SER	2.0
1	Q	74	SER	2.0
1	K	11	LEU	2.0
1	S	171	LYS	2.0
1	H	163	LEU	2.0
1	E	9	SER	2.0
1	M	55	VAL	2.0
1	W	9	SER	2.0
1	K	125	GLU	2.0
1	R	156	SER	2.0
1	F	125	GLU	2.0
1	C	41	GLU	2.0
1	E	126	GLU	2.0
1	A	178	GLU	2.0

## 6.2 Non-standard residues in protein, DNA, RNA chains [i](#)

There are no non-standard protein/DNA/RNA residues in this entry.

## 6.3 Carbohydrates [i](#)

There are no monosaccharides in this entry.

## 6.4 Ligands [i](#)

There are no ligands in this entry.

## 6.5 Other polymers [i](#)

There are no such residues in this entry.