



# Full wwPDB X-ray Structure Validation Report ⓘ

May 22, 2020 – 04:12 pm BST

PDB ID : 5D1W  
Title : Crystal structure of Mycobacterium tuberculosis Rv3249c transcriptional regulator.  
Authors : Chou, T.-H.; Delmar, J.; Su, C.-C.; Yu, E.  
Deposited on : 2015-08-04  
Resolution : 3.59 Å(reported)

This is a Full wwPDB X-ray Structure Validation Report for a publicly released PDB entry.

We welcome your comments at [validation@mail.wwpdb.org](mailto:validation@mail.wwpdb.org)

A user guide is available at

<https://www.wwpdb.org/validation/2017/XrayValidationReportHelp>

with specific help available everywhere you see the ⓘ symbol.

---

The following versions of software and data (see [references ⓘ](#)) were used in the production of this report:

MolProbity : 4.02b-467  
Mogul : 1.8.5 (274361), CSD as541be (2020)  
Xtriage (Phenix) : 1.13  
EDS : 2.11  
buster-report : 1.1.7 (2018)  
Percentile statistics : 20191225.v01 (using entries in the PDB archive December 25th 2019)  
Refmac : 5.8.0158  
CCP4 : 7.0.044 (Gargrove)  
Ideal geometry (proteins) : Engh & Huber (2001)  
Ideal geometry (DNA, RNA) : Parkinson et al. (1996)  
Validation Pipeline (wwPDB-VP) : 2.11

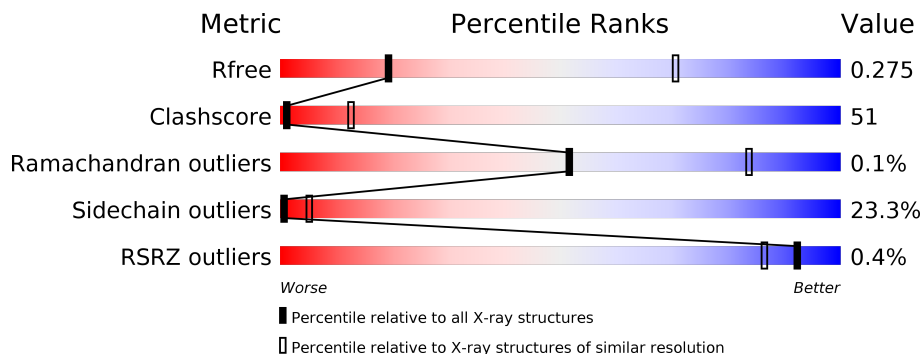
# 1 Overall quality at a glance

The following experimental techniques were used to determine the structure:

*X-RAY DIFFRACTION*

The reported resolution of this entry is 3.59 Å.

Percentile scores (ranging between 0-100) for global validation metrics of the entry are shown in the following graphic. The table shows the number of entries on which the scores are based.



Metric	Whole archive (#Entries)	Similar resolution (#Entries, resolution range(Å))
$R_{free}$	130704	1257 (3.70-3.50)
Clashscore	141614	1353 (3.70-3.50)
Ramachandran outliers	138981	1307 (3.70-3.50)
Sidechain outliers	138945	1307 (3.70-3.50)
RSRZ outliers	127900	1161 (3.70-3.50)

The table below summarises the geometric issues observed across the polymeric chains and their fit to the electron density. The red, orange, yellow and green segments on the lower bar indicate the fraction of residues that contain outliers for  $\geq 3$ , 2, 1 and 0 types of geometric quality criteria respectively. A grey segment represents the fraction of residues that are not modelled. The numeric value for each fraction is indicated below the corresponding segment, with a dot representing fractions  $\leq 5\%$ . The upper red bar (where present) indicates the fraction of residues that have poor fit to the electron density. The numeric value is given above the bar.

Mol	Chain	Length	Quality of chain
1	A	217	28% 47% 16% 10%
1	B	217	24% 50% 16% 10%
1	C	217	26% 47% 15% 12%
1	D	217	37% 44% 9% 10%
1	E	217	2% 35% 44% 10% 11%
1	F	217	31% 47% 10% 12%

## 2 Entry composition

There are 2 unique types of molecules in this entry. The entry contains 9108 atoms, of which 124 are hydrogens and 0 are deuteriums.

In the tables below, the ZeroOcc column contains the number of atoms modelled with zero occupancy, the AltConf column contains the number of residues with at least one atom in alternate conformation and the Trace column contains the number of residues modelled with at most 2 atoms.

- Molecule 1 is a protein called Rv3249c transcriptional regulator.

Mol	Chain	Residues	Atoms					ZeroOcc	AltConf	Trace
			Total	C	N	O	S			
1	A	195	1495	942	266	284	3	0	0	0
1	B	195	1495	942	266	284	3	0	0	0
1	C	192	1473	929	260	281	3	0	0	0
1	D	196	1500	946	265	286	3	0	0	0
1	E	193	1484	935	264	282	3	0	0	0
1	F	191	1465	923	259	280	3	0	0	0

There are 36 discrepancies between the modelled and reference sequences:

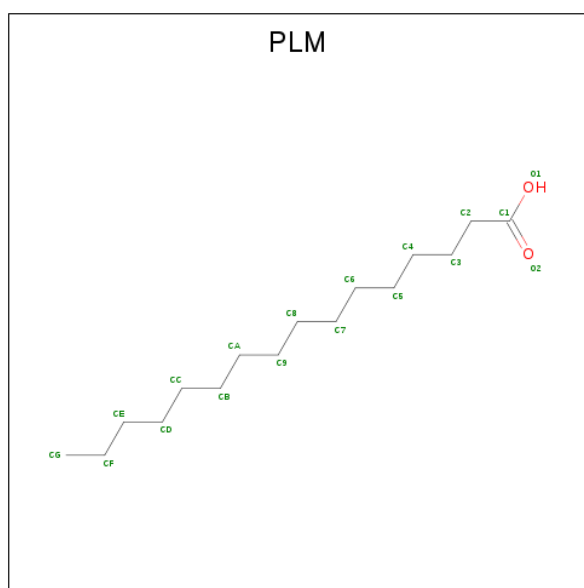
Chain	Residue	Modelled	Actual	Comment	Reference
A	212	HIS	-	expression tag	UNP O05892
A	213	HIS	-	expression tag	UNP O05892
A	214	HIS	-	expression tag	UNP O05892
A	215	HIS	-	expression tag	UNP O05892
A	216	HIS	-	expression tag	UNP O05892
A	217	HIS	-	expression tag	UNP O05892
B	212	HIS	-	expression tag	UNP O05892
B	213	HIS	-	expression tag	UNP O05892
B	214	HIS	-	expression tag	UNP O05892
B	215	HIS	-	expression tag	UNP O05892
B	216	HIS	-	expression tag	UNP O05892
B	217	HIS	-	expression tag	UNP O05892
C	212	HIS	-	expression tag	UNP O05892
C	213	HIS	-	expression tag	UNP O05892
C	214	HIS	-	expression tag	UNP O05892
C	215	HIS	-	expression tag	UNP O05892
C	216	HIS	-	expression tag	UNP O05892

*Continued on next page...*

Continued from previous page...

Chain	Residue	Modelled	Actual	Comment	Reference
C	217	HIS	-	expression tag	UNP O05892
D	212	HIS	-	expression tag	UNP O05892
D	213	HIS	-	expression tag	UNP O05892
D	214	HIS	-	expression tag	UNP O05892
D	215	HIS	-	expression tag	UNP O05892
D	216	HIS	-	expression tag	UNP O05892
D	217	HIS	-	expression tag	UNP O05892
E	212	HIS	-	expression tag	UNP O05892
E	213	HIS	-	expression tag	UNP O05892
E	214	HIS	-	expression tag	UNP O05892
E	215	HIS	-	expression tag	UNP O05892
E	216	HIS	-	expression tag	UNP O05892
E	217	HIS	-	expression tag	UNP O05892
F	212	HIS	-	expression tag	UNP O05892
F	213	HIS	-	expression tag	UNP O05892
F	214	HIS	-	expression tag	UNP O05892
F	215	HIS	-	expression tag	UNP O05892
F	216	HIS	-	expression tag	UNP O05892
F	217	HIS	-	expression tag	UNP O05892

- Molecule 2 is PALMITIC ACID (three-letter code: PLM) (formula: C<sub>16</sub>H<sub>32</sub>O<sub>2</sub>).



Mol	Chain	Residues	Atoms				ZeroOcc	AltConf
2	A	1	Total	C	H	O	0	0
			49	16	31	2		
2	B	1	Total	C	H	O	0	0
			49	16	31	2		

Continued on next page...

*Continued from previous page...*

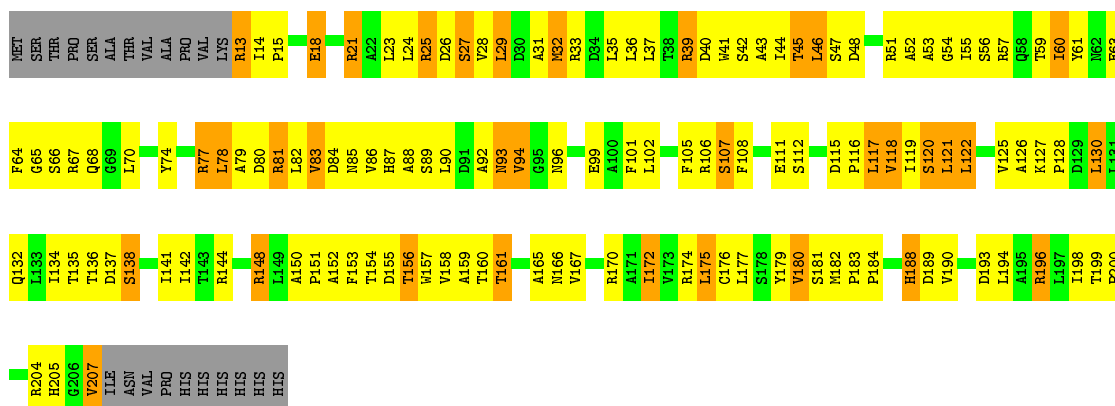
<b>Mol</b>	<b>Chain</b>	<b>Residues</b>	<b>Atoms</b>				<b>ZeroOcc</b>	<b>AltConf</b>
2	C	1	Total	C	H	O	0	0
			49	16	31	2		
2	D	1	Total	C	H	O	0	0
			49	16	31	2		

### 3 Residue-property plots [i](#)

These plots are drawn for all protein, RNA and DNA chains in the entry. The first graphic for a chain summarises the proportions of the various outlier classes displayed in the second graphic. The second graphic shows the sequence view annotated by issues in geometry and electron density. Residues are color-coded according to the number of geometric quality criteria for which they contain at least one outlier: green = 0, yellow = 1, orange = 2 and red = 3 or more. A red dot above a residue indicates a poor fit to the electron density ( $RSRZ > 2$ ). Stretches of 2 or more consecutive residues without any outlier are shown as a green connector. Residues present in the sample, but not in the model, are shown in grey.

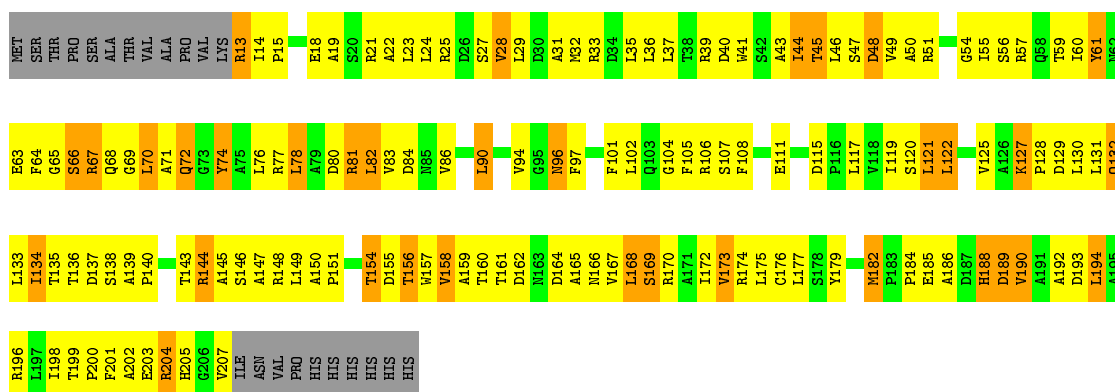
- Molecule 1: Rv3249c transcriptional regulator

Chain A: 




- Molecule 1: Rv3249c transcriptional regulator

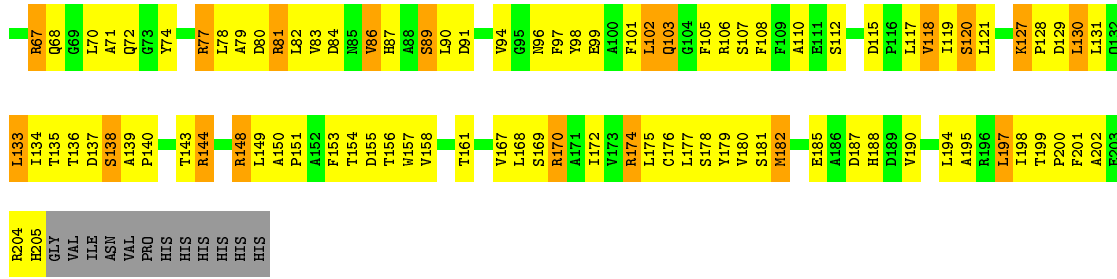
Chain B: 



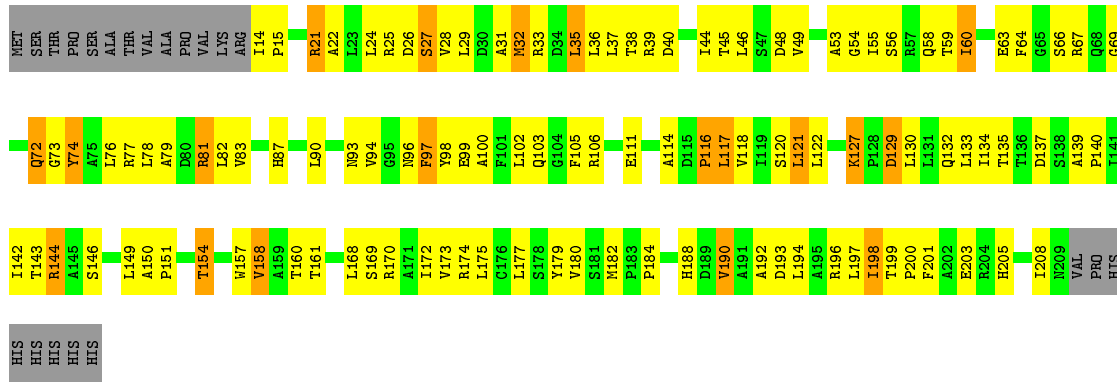

- Molecule 1: Rv3249c transcriptional regulator

Chain C: 






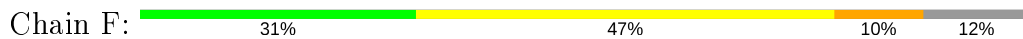
• Molecule 1: Rv3249c transcriptional regulator

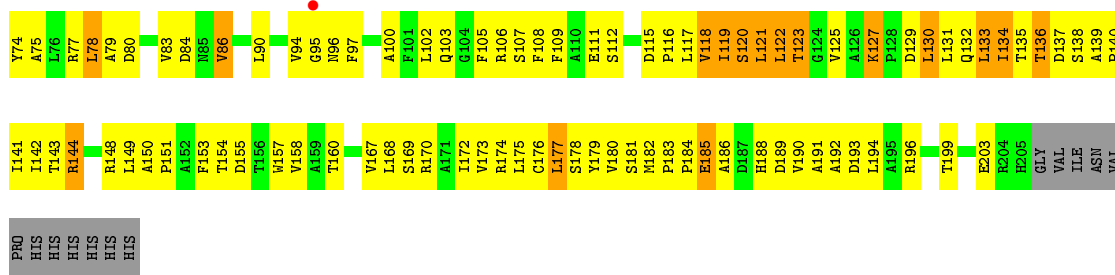


• Molecule 1: Rv3249c transcriptional regulator



• Molecule 1: Rv3249c transcriptional regulator







## 4 Data and refinement statistics

Property	Value	Source
Space group	C 1 2 1	Depositor
Cell constants a, b, c, $\alpha$ , $\beta$ , $\gamma$	234.05Å 75.49Å 125.36Å 90.00° 121.55° 90.00°	Depositor
Resolution (Å)	39.63 – 3.59 39.63 – 3.59	Depositor EDS
% Data completeness (in resolution range)	95.1 (39.63-3.59) 95.5 (39.63-3.59)	Depositor EDS
$R_{merge}$	0.11	Depositor
$R_{sym}$	(Not available)	Depositor
$\langle I/\sigma(I) \rangle$ <sup>1</sup>	3.15 (at 3.57Å)	Xtrriage
Refinement program	REFMAC	Depositor
R, $R_{free}$	0.177 , 0.278 0.184 , 0.275	Depositor DCC
$R_{free}$ test set	1082 reflections (5.12%)	wwPDB-VP
Wilson B-factor (Å <sup>2</sup> )	91.8	Xtrriage
Anisotropy	0.978	Xtrriage
Bulk solvent $k_{sol}$ (e/Å <sup>3</sup> ), $B_{sol}$ (Å <sup>2</sup> )	0.27 , 36.6	EDS
L-test for twinning <sup>2</sup>	$\langle  L  \rangle = 0.48$ , $\langle L^2 \rangle = 0.31$	Xtrriage
Estimated twinning fraction	0.024 for -h-2*1,-k,l	Xtrriage
$F_o, F_c$ correlation	0.94	EDS
Total number of atoms	9108	wwPDB-VP
Average B, all atoms (Å <sup>2</sup> )	56.0	wwPDB-VP

Xtrriage's analysis on translational NCS is as follows: *The largest off-origin peak in the Patterson function is 4.17% of the height of the origin peak. No significant pseudotranslation is detected.*

<sup>1</sup>Intensities estimated from amplitudes.

<sup>2</sup>Theoretical values of  $\langle |L| \rangle$ ,  $\langle L^2 \rangle$  for acentric reflections are 0.5, 0.333 respectively for untwinned datasets, and 0.375, 0.2 for perfectly twinned datasets.

## 5 Model quality [i](#)

### 5.1 Standard geometry [i](#)

Bond lengths and bond angles in the following residue types are not validated in this section: PLM

The Z score for a bond length (or angle) is the number of standard deviations the observed value is removed from the expected value. A bond length (or angle) with  $|Z| > 5$  is considered an outlier worth inspection. RMSZ is the root-mean-square of all Z scores of the bond lengths (or angles).

Mol	Chain	Bond lengths		Bond angles	
		RMSZ	# Z  >5	RMSZ	# Z  >5
1	A	0.69	0/1522	0.94	1/2076 (0.0%)
1	B	0.65	0/1522	0.92	2/2076 (0.1%)
1	C	0.62	0/1500	0.84	0/2047
1	D	0.62	0/1527	0.84	1/2084 (0.0%)
1	E	0.48	0/1511	0.67	0/2061
1	F	0.46	0/1492	0.64	0/2035
All	All	0.60	0/9074	0.82	4/12379 (0.0%)

There are no bond length outliers.

All (4) bond angle outliers are listed below:

Mol	Chain	Res	Type	Atoms	Z	Observed(°)	Ideal(°)
1	B	82	LEU	CA-CB-CG	-6.05	101.38	115.30
1	D	158	VAL	CB-CA-C	-5.85	100.29	111.40
1	A	130	LEU	CB-CG-CD2	-5.70	101.31	111.00
1	B	158	VAL	CB-CA-C	-5.51	100.93	111.40

There are no chirality outliers.

There are no planarity outliers.

### 5.2 Too-close contacts [i](#)

In the following table, the Non-H and H(model) columns list the number of non-hydrogen atoms and hydrogen atoms in the chain respectively. The H(added) column lists the number of hydrogen atoms added and optimized by MolProbity. The Clashes column lists the number of clashes within the asymmetric unit, whereas Symm-Clashes lists symmetry related clashes.

Mol	Chain	Non-H	H(model)	H(added)	Clashes	Symm-Clashes
1	A	1495	0	1490	167	0

*Continued on next page...*

*Continued from previous page...*

Mol	Chain	Non-H	H(model)	H(added)	Clashes	Symm-Clashes
1	B	1495	0	1490	200	0
1	C	1473	0	1465	148	0
1	D	1500	0	1494	153	0
1	E	1484	0	1478	147	0
1	F	1465	0	1455	152	0
2	A	18	31	31	0	0
2	B	18	31	31	4	0
2	C	18	31	31	2	0
2	D	18	31	31	0	0
All	All	8984	124	8996	923	0

The all-atom clashscore is defined as the number of clashes found per 1000 atoms (including hydrogen atoms). The all-atom clashscore for this structure is 51.

All (923) close contacts within the same asymmetric unit are listed below, sorted by their clash magnitude.

Atom-1	Atom-2	Interatomic distance (Å)	Clash overlap (Å)
1:B:168:LEU:HD12	1:B:172:ILE:HD11	1.29	1.14
1:B:45:THR:H	1:B:48:ASP:HB2	1.07	1.13
1:B:151:PRO:HA	1:B:154:THR:HG22	1.31	1.11
1:A:13:ARG:HD2	1:A:14:ILE:HG12	1.31	1.08
1:F:29:LEU:HD12	1:F:77:ARG:HD2	1.33	1.08
1:E:193:ASP:HB3	1:F:167:VAL:HG11	1.36	1.08
1:A:29:LEU:HB2	1:A:77:ARG:HH12	1.16	1.07
1:B:179:TYR:CE1	1:B:190:VAL:HG11	1.90	1.07
1:C:151:PRO:HA	1:C:154:THR:HG22	1.38	1.05
1:B:179:TYR:HE1	1:B:190:VAL:HG11	1.17	1.05
1:A:32:MET:CE	1:A:70:LEU:HG	1.89	1.02
1:B:127:LYS:HD2	1:B:130:LEU:HD12	1.36	1.02
1:C:134:ILE:HG22	1:C:177:LEU:HD11	1.38	1.02
1:D:151:PRO:HA	1:D:154:THR:HG23	1.42	1.01
1:E:28:VAL:HG12	1:E:29:LEU:HD23	1.42	0.97
1:E:83:VAL:HG11	1:E:148:ARG:HG2	1.46	0.97
1:A:120:SER:O	1:A:127:LYS:NZ	2.00	0.95
1:D:149:LEU:HD23	1:D:169:SER:HB2	1.46	0.95
1:A:48:ASP:HA	1:A:51:ARG:HH12	1.32	0.94
1:A:151:PRO:HA	1:A:154:THR:HG22	1.50	0.93
1:C:179:TYR:CE1	1:C:190:VAL:HG11	2.04	0.93
1:B:168:LEU:CD1	1:B:172:ILE:HD11	1.98	0.92
1:B:35:LEU:HD12	1:B:49:VAL:HG12	1.47	0.92
1:B:168:LEU:HD12	1:B:172:ILE:CD1	2.00	0.92

*Continued on next page...*

*Continued from previous page...*

Atom-1	Atom-2	Interatomic distance (Å)	Clash overlap (Å)
1:F:119:ILE:HD12	1:F:123:THR:HG23	1.50	0.92
1:B:45:THR:N	1:B:48:ASP:HB2	1.85	0.91
1:B:45:THR:H	1:B:48:ASP:CB	1.82	0.91
1:B:121:LEU:HD11	1:B:134:ILE:CD1	2.00	0.91
1:E:39:ARG:HH22	1:E:43:ALA:HB1	1.33	0.90
1:A:29:LEU:HD21	1:A:64:PHE:CZ	2.07	0.90
1:E:182:MET:HB3	1:F:174:ARG:HH22	1.37	0.89
1:E:121:LEU:HD21	1:E:130:LEU:HD12	1.51	0.88
1:F:150:ALA:HB3	1:F:151:PRO:HD3	1.53	0.88
1:A:175:LEU:HD12	1:A:194:LEU:HD21	1.56	0.88
1:E:39:ARG:NH2	1:E:43:ALA:HB1	1.89	0.87
1:A:179:TYR:HD1	1:A:184:PRO:HD3	1.38	0.86
1:E:168:LEU:O	1:E:172:ILE:HG13	1.74	0.86
1:E:97:PHE:CZ	1:E:158:VAL:HG13	2.11	0.86
1:D:168:LEU:HD11	1:D:172:ILE:HD11	1.57	0.85
1:A:48:ASP:HA	1:A:51:ARG:NH1	1.91	0.85
1:A:29:LEU:HB2	1:A:77:ARG:NH1	1.91	0.85
1:D:35:LEU:H	1:D:35:LEU:HD12	1.40	0.85
1:A:32:MET:HE3	1:A:70:LEU:HG	1.56	0.85
1:B:35:LEU:CD1	1:B:49:VAL:HG12	2.06	0.85
1:F:142:ILE:HG23	1:F:143:THR:HG23	1.58	0.84
1:D:105:PHE:HE2	1:D:198:ILE:HD11	1.43	0.84
1:A:175:LEU:CD2	1:B:175:LEU:HG	2.08	0.84
1:E:97:PHE:HZ	1:E:158:VAL:HG13	1.42	0.83
1:E:121:LEU:HD21	1:E:130:LEU:CD1	2.08	0.83
1:B:46:LEU:HD23	1:B:70:LEU:HD23	1.60	0.81
1:A:13:ARG:CD	1:A:14:ILE:HG12	2.10	0.81
1:C:167:VAL:HG22	1:D:193:ASP:HB3	1.61	0.81
1:A:160:THR:CG2	1:A:165:ALA:HB2	2.10	0.80
1:E:32:MET:CE	1:E:74:TYR:HB2	2.12	0.80
1:F:86:VAL:HG11	1:F:149:LEU:HD11	1.62	0.80
1:A:46:LEU:HD23	1:A:61:TYR:CZ	2.17	0.79
1:C:29:LEU:HB2	1:C:77:ARG:HH12	1.45	0.79
1:C:45:THR:HG22	1:C:47:SER:H	1.48	0.79
1:B:32:MET:HA	1:B:35:LEU:HB2	1.65	0.79
1:D:168:LEU:CD1	1:D:172:ILE:HD11	2.12	0.79
1:A:46:LEU:HD23	1:A:61:TYR:CE1	2.18	0.78
1:A:80:ASP:HB3	1:A:148:ARG:NH2	1.99	0.78
1:E:58:GLN:O	1:E:62:ASN:ND2	2.16	0.78
1:F:158:VAL:HG12	1:F:160:THR:HG23	1.66	0.78
1:C:185:GLU:OE2	1:C:185:GLU:N	2.16	0.78

*Continued on next page...*

*Continued from previous page...*

Atom-1	Atom-2	Interatomic distance (Å)	Clash overlap (Å)
1:F:32:MET:SD	1:F:70:LEU:HD11	2.22	0.78
1:B:90:LEU:HD13	1:B:156:THR:HG21	1.64	0.78
1:E:97:PHE:CE2	1:E:202:ALA:HB1	2.19	0.78
1:F:34:ASP:HA	1:F:37:LEU:HD12	1.65	0.77
1:C:45:THR:HB	1:C:48:ASP:H	1.49	0.77
1:A:28:VAL:O	1:A:31:ALA:N	2.17	0.77
1:D:105:PHE:CE2	1:D:198:ILE:HD11	2.20	0.77
1:F:31:ALA:HB2	1:F:53:ALA:HB2	1.66	0.77
1:D:96:ASN:OD1	1:D:99:GLU:HB2	1.84	0.76
1:C:97:PHE:CE1	1:C:202:ALA:HB1	2.19	0.76
1:D:120:SER:O	1:D:127:LYS:NZ	2.16	0.76
1:D:55:ILE:HG22	1:D:56:SER:O	1.85	0.76
1:E:148:ARG:O	1:E:151:PRO:HD2	1.86	0.76
1:B:80:ASP:HA	1:B:83:VAL:HG12	1.65	0.75
1:D:32:MET:HE2	1:D:74:TYR:CD2	2.20	0.75
1:D:38:THR:HG23	1:D:39:ARG:HG3	1.69	0.75
1:A:45:THR:HB	1:A:48:ASP:H	1.52	0.75
1:C:174:ARG:NH2	1:D:182:MET:HG3	2.02	0.75
1:D:53:ALA:CB	1:D:55:ILE:HG12	2.16	0.75
1:A:138:SER:HB3	1:A:142:ILE:HD12	1.69	0.75
1:F:94:VAL:HG13	1:F:157:TRP:CD2	2.22	0.74
1:F:94:VAL:HG22	1:F:157:TRP:CD1	2.21	0.74
1:F:94:VAL:HG22	1:F:157:TRP:NE1	2.02	0.74
1:B:140:PRO:HA	1:B:143:THR:HG22	1.68	0.74
1:C:105:PHE:CE1	1:C:194:LEU:HD13	2.22	0.73
1:C:172:ILE:HD11	1:C:198:ILE:HD13	1.70	0.73
1:C:174:ARG:HH22	1:D:182:MET:HG3	1.52	0.73
1:C:150:ALA:HB3	1:C:151:PRO:HD3	1.69	0.73
1:D:102:LEU:HD23	1:D:192:ALA:HA	1.71	0.73
1:B:102:LEU:HD11	1:B:106:ARG:NE	2.03	0.73
1:B:54:GLY:C	1:B:55:ILE:HD12	2.09	0.73
1:D:36:LEU:HD13	1:D:117:LEU:HD23	1.71	0.73
1:F:190:VAL:HG12	1:F:194:LEU:HD11	1.70	0.73
1:A:170:ARG:HD3	1:B:188:HIS:HE1	1.53	0.73
1:D:132:GLN:HG3	1:D:137:ASP:OD2	1.89	0.73
1:B:76:LEU:H	1:B:76:LEU:HD12	1.54	0.72
1:E:127:LYS:HB3	1:E:130:LEU:HB2	1.71	0.72
1:A:93:ASN:OD1	1:A:93:ASN:N	2.22	0.72
1:B:204:ARG:HG3	1:B:205:HIS:ND1	2.04	0.72
1:F:121:LEU:HD11	1:F:134:ILE:HD11	1.70	0.72
1:F:83:VAL:HG11	1:F:148:ARG:HD3	1.71	0.72

*Continued on next page...*

*Continued from previous page...*

Atom-1	Atom-2	Interatomic distance (Å)	Clash overlap (Å)
1:C:39:ARG:HD2	1:C:43:ALA:CB	2.19	0.72
1:E:149:LEU:HD21	1:E:153:PHE:HE2	1.55	0.72
1:F:109:PHE:CE2	1:F:191:ALA:HB2	2.25	0.72
1:D:150:ALA:HB3	1:D:151:PRO:HD3	1.72	0.72
1:E:185:GLU:O	1:E:188:HIS:HB2	1.90	0.72
1:B:185:GLU:OE1	1:B:185:GLU:N	2.14	0.71
1:D:45:THR:H	1:D:48:ASP:HB2	1.55	0.71
1:C:175:LEU:O	1:C:178:SER:OG	2.03	0.71
1:B:94:VAL:HA	1:B:157:TRP:CE2	2.26	0.71
1:F:46:LEU:HD12	1:F:61:TYR:CE1	2.24	0.71
1:A:175:LEU:HD23	1:B:175:LEU:HG	1.70	0.71
1:D:169:SER:O	1:D:173:VAL:HG23	1.91	0.71
1:E:139:ALA:O	1:E:143:THR:OG1	2.07	0.71
1:D:32:MET:CE	1:D:74:TYR:HD2	2.04	0.71
1:B:57:ARG:O	1:B:60:ILE:HG22	1.91	0.71
1:B:102:LEU:HD13	1:B:106:ARG:HG3	1.72	0.70
1:E:182:MET:HB2	1:F:174:ARG:HH12	1.56	0.70
1:A:160:THR:HG22	1:A:165:ALA:HB2	1.72	0.70
1:F:142:ILE:HD12	1:F:173:VAL:CG1	2.21	0.70
1:A:166:ASN:HB3	1:A:170:ARG:HH21	1.54	0.70
1:A:142:ILE:HD11	1:B:182:MET:SD	2.31	0.70
1:D:25:ARG:CG	1:D:63:GLU:HG3	2.21	0.70
1:E:41:TRP:O	1:E:67:ARG:NH2	2.25	0.70
1:B:159:ALA:O	1:B:207:VAL:HG12	1.92	0.69
1:A:55:ILE:HG22	1:A:56:SER:N	2.07	0.69
1:B:40:ASP:OD1	1:B:127:LYS:NZ	2.24	0.69
1:D:77:ARG:NH1	1:D:81:ARG:HH22	1.90	0.69
1:B:28:VAL:O	1:B:31:ALA:HB3	1.93	0.69
1:E:168:LEU:HD11	1:E:172:ILE:HD11	1.73	0.69
1:B:72:GLN:HG3	1:B:72:GLN:O	1.91	0.69
1:A:199:THR:HB	1:A:200:PRO:HD3	1.75	0.69
1:B:66:SER:OG	1:B:69:GLY:N	2.25	0.69
1:A:55:ILE:HG22	1:A:56:SER:H	1.57	0.69
1:C:151:PRO:HA	1:C:154:THR:CG2	2.21	0.69
1:E:28:VAL:HG11	1:E:60:ILE:HD11	1.75	0.69
1:E:169:SER:O	1:E:173:VAL:HG23	1.93	0.68
1:F:90:LEU:CD2	1:F:100:ALA:HB1	2.24	0.68
1:E:45:THR:HG22	1:E:46:LEU:H	1.57	0.68
1:C:33:ARG:O	1:C:37:LEU:HD12	1.93	0.68
1:E:46:LEU:HD22	1:E:60:ILE:HG23	1.75	0.68
1:B:104:GLY:HA3	2:B:301:PLM:O2	1.92	0.68

*Continued on next page...*

*Continued from previous page...*

Atom-1	Atom-2	Interatomic distance (Å)	Clash overlap (Å)
1:D:29:LEU:HB3	1:D:77:ARG:HH21	1.59	0.68
1:E:177:LEU:O	1:E:180:VAL:HB	1.92	0.68
1:C:29:LEU:CB	1:C:77:ARG:HH12	2.07	0.68
1:D:83:VAL:CG2	1:D:149:LEU:HB2	2.24	0.68
1:A:121:LEU:HD23	1:A:122:LEU:HD23	1.74	0.68
1:B:121:LEU:HB3	1:B:122:LEU:HD23	1.75	0.68
1:C:68:GLN:OE1	1:C:133:LEU:HD12	1.93	0.68
1:E:83:VAL:HG23	1:E:149:LEU:HD13	1.76	0.68
1:B:47:SER:HB3	1:B:57:ARG:CG	2.24	0.68
1:B:94:VAL:HA	1:B:157:TRP:NE1	2.09	0.68
1:D:66:SER:O	1:D:69:GLY:N	2.27	0.67
1:F:121:LEU:CD1	1:F:134:ILE:HD11	2.24	0.67
1:A:150:ALA:HB3	1:A:151:PRO:HD3	1.76	0.67
1:A:35:LEU:HD11	1:A:52:ALA:CB	2.24	0.67
1:D:32:MET:CE	1:D:74:TYR:CD2	2.77	0.67
1:C:21:ARG:HG3	1:C:22:ALA:N	2.07	0.67
1:A:55:ILE:CG2	1:A:59:THR:HB	2.25	0.67
1:B:108:PHE:CZ	1:B:176:CYS:HB3	2.30	0.67
1:E:83:VAL:CG1	1:E:148:ARG:HG2	2.21	0.67
1:D:76:LEU:O	1:D:79:ALA:HB3	1.95	0.67
1:A:199:THR:HB	1:A:200:PRO:CD	2.25	0.67
1:B:45:THR:HB	1:B:48:ASP:H	1.60	0.67
1:E:168:LEU:HD22	1:E:201:PHE:CD2	2.30	0.67
1:A:13:ARG:HD2	1:A:14:ILE:CG1	2.18	0.66
1:D:25:ARG:HG2	1:D:63:GLU:HG3	1.78	0.66
1:D:133:LEU:HD12	1:D:133:LEU:O	1.96	0.66
1:B:179:TYR:CE1	1:B:190:VAL:CG1	2.75	0.66
1:B:55:ILE:HG22	1:B:56:SER:N	2.11	0.66
1:F:121:LEU:CD2	1:F:130:LEU:HD13	2.25	0.66
1:D:83:VAL:HG23	1:D:149:LEU:HB2	1.78	0.66
1:F:15:PRO:HB2	1:F:18:GLU:HG2	1.76	0.66
1:B:188:HIS:CD2	1:B:188:HIS:H	2.10	0.66
1:D:32:MET:HE1	1:D:74:TYR:HB2	1.77	0.66
1:D:74:TYR:C	1:D:74:TYR:HD1	1.99	0.66
1:D:60:ILE:HG22	1:D:64:PHE:HD2	1.60	0.66
1:A:39:ARG:HG3	1:A:40:ASP:N	2.11	0.66
1:B:199:THR:HB	1:B:200:PRO:HD3	1.78	0.66
1:F:120:SER:O	1:F:127:LYS:NZ	2.22	0.66
1:D:45:THR:HG22	1:D:46:LEU:H	1.60	0.65
1:E:29:LEU:HD21	1:E:64:PHE:CZ	2.31	0.65
1:A:33:ARG:O	1:A:33:ARG:HG3	1.96	0.65

*Continued on next page...*

*Continued from previous page...*

Atom-1	Atom-2	Interatomic distance (Å)	Clash overlap (Å)
1:D:53:ALA:HB1	1:D:55:ILE:HG12	1.79	0.65
1:A:106:ARG:HH11	1:A:106:ARG:HG2	1.59	0.65
1:E:46:LEU:HD22	1:E:60:ILE:CG2	2.27	0.65
1:F:119:ILE:CD1	1:F:123:THR:HG23	2.25	0.65
1:A:175:LEU:HD21	1:B:175:LEU:HG	1.79	0.65
1:E:83:VAL:CG2	1:E:149:LEU:HB2	2.27	0.65
1:F:102:LEU:HD11	1:F:106:ARG:HE	1.62	0.65
1:F:80:ASP:HA	1:F:83:VAL:HG12	1.79	0.65
1:F:90:LEU:HD11	1:F:153:PHE:CE1	2.32	0.65
1:B:76:LEU:N	1:B:76:LEU:HD12	2.11	0.65
1:C:154:THR:HG23	1:C:155:ASP:OD1	1.96	0.64
1:F:55:ILE:HG22	1:F:59:THR:HB	1.78	0.64
1:B:128:PRO:O	1:B:132:GLN:NE2	2.29	0.64
1:C:23:LEU:O	1:C:27:SER:HB3	1.96	0.64
1:A:40:ASP:O	1:A:43:ALA:N	2.28	0.64
1:B:186:ALA:HB3	1:B:188:HIS:CD2	2.33	0.64
1:C:201:PHE:CD1	1:D:197:LEU:HA	2.32	0.64
1:D:77:ARG:HD2	1:D:81:ARG:NH1	2.11	0.64
1:E:97:PHE:HE1	1:E:158:VAL:HG22	1.62	0.64
1:B:179:TYR:HD1	1:B:184:PRO:HG3	1.63	0.64
1:D:55:ILE:CG2	1:D:59:THR:HB	2.28	0.64
1:B:76:LEU:HD23	1:B:144:ARG:HD2	1.79	0.64
1:C:78:LEU:HD13	2:C:301:PLM:HE1	1.78	0.64
1:B:97:PHE:HD1	1:B:101:PHE:HE2	1.46	0.64
1:E:168:LEU:HD22	1:E:201:PHE:HD2	1.63	0.64
1:B:165:ALA:O	1:B:169:SER:HB2	1.98	0.64
1:F:31:ALA:CB	1:F:53:ALA:HB2	2.28	0.64
1:B:70:LEU:HD12	1:B:70:LEU:O	1.97	0.64
1:B:151:PRO:HA	1:B:154:THR:CG2	2.20	0.63
1:E:125:VAL:HG12	1:E:126:ALA:N	2.13	0.63
1:B:168:LEU:HD22	1:B:201:PHE:CD2	2.33	0.63
1:A:166:ASN:CB	1:A:170:ARG:HH21	2.11	0.63
1:C:39:ARG:HD2	1:C:43:ALA:HB1	1.78	0.63
1:F:90:LEU:HD22	1:F:100:ALA:HB1	1.78	0.63
1:B:43:ALA:C	1:B:44:ILE:HD13	2.18	0.63
1:E:25:ARG:NE	1:E:63:GLU:OE1	2.32	0.63
1:A:179:TYR:CE2	1:B:174:ARG:HD3	2.33	0.63
1:F:135:THR:OG1	1:F:136:THR:N	2.30	0.63
1:A:37:LEU:HD23	1:A:37:LEU:O	1.99	0.62
1:B:150:ALA:HB3	1:B:151:PRO:HD3	1.80	0.62
1:B:90:LEU:CD1	1:B:156:THR:HG21	2.29	0.62

*Continued on next page...*



*Continued from previous page...*

Atom-1	Atom-2	Interatomic distance (Å)	Clash overlap (Å)
1:A:115:ASP:OD2	1:A:117:LEU:N	2.30	0.62
1:D:158:VAL:HG12	1:D:160:THR:CG2	2.29	0.62
1:E:74:TYR:HD1	1:E:74:TYR:O	1.82	0.62
1:A:46:LEU:CD2	1:A:61:TYR:CE1	2.82	0.62
1:B:97:PHE:CE1	1:B:202:ALA:HB1	2.34	0.62
1:D:74:TYR:C	1:D:74:TYR:CD1	2.73	0.62
1:F:121:LEU:HD23	1:F:130:LEU:HD13	1.81	0.62
1:D:54:GLY:C	1:D:55:ILE:HD13	2.19	0.62
1:A:29:LEU:HD21	1:A:64:PHE:CE1	2.35	0.62
1:A:135:THR:OG1	1:A:136:THR:N	2.32	0.62
1:A:175:LEU:CD1	1:A:194:LEU:HD21	2.29	0.62
1:A:32:MET:CE	1:A:70:LEU:CG	2.72	0.62
1:B:47:SER:HB3	1:B:57:ARG:HD3	1.80	0.62
1:D:24:LEU:HD21	1:D:59:THR:HG22	1.81	0.61
1:E:168:LEU:HD12	1:E:168:LEU:O	1.99	0.61
1:E:188:HIS:CD2	1:F:170:ARG:HH12	2.18	0.61
1:A:108:PHE:CZ	1:A:176:CYS:HB3	2.35	0.61
1:A:190:VAL:HG13	1:A:194:LEU:HD12	1.82	0.61
1:F:109:PHE:HE2	1:F:191:ALA:HB2	1.64	0.61
1:C:118:VAL:O	1:C:121:LEU:HB3	2.00	0.61
1:C:102:LEU:O	1:C:102:LEU:HD22	2.00	0.61
1:E:83:VAL:HG21	1:E:149:LEU:HB2	1.82	0.61
1:A:81:ARG:HG2	1:A:81:ARG:HH11	1.65	0.61
1:F:182:MET:SD	1:F:183:PRO:HD2	2.40	0.61
1:A:152:ALA:O	1:A:156:THR:HG23	2.00	0.61
1:B:33:ARG:O	1:B:37:LEU:HD13	2.01	0.61
1:E:45:THR:O	1:E:49:VAL:HG23	2.00	0.61
1:F:97:PHE:CE1	1:F:158:VAL:HG13	2.36	0.61
1:A:80:ASP:HB3	1:A:148:ARG:HH21	1.63	0.61
1:E:29:LEU:HB2	1:E:77:ARG:HH11	1.66	0.61
1:E:132:GLN:HG3	1:E:136:THR:HB	1.83	0.61
1:B:46:LEU:CD2	1:B:70:LEU:HD23	2.30	0.60
1:D:199:THR:HB	1:D:200:PRO:HD3	1.83	0.60
1:D:45:THR:N	1:D:48:ASP:HB2	2.16	0.60
1:A:159:ALA:HB1	1:A:207:VAL:H	1.65	0.60
1:A:96:ASN:OD1	1:A:99:GLU:HB2	2.01	0.60
1:C:153:PHE:O	1:C:158:VAL:HB	2.00	0.60
1:B:77:ARG:O	1:B:80:ASP:N	2.35	0.60
1:D:149:LEU:HG	1:D:149:LEU:O	2.01	0.60
1:D:53:ALA:HB3	1:D:55:ILE:HG12	1.83	0.60
1:A:112:SER:O	1:A:118:VAL:HG11	2.01	0.60

*Continued on next page...*

*Continued from previous page...*

Atom-1	Atom-2	Interatomic distance (Å)	Clash overlap (Å)
1:A:118:VAL:HG12	1:A:119:ILE:N	2.16	0.60
1:A:54:GLY:C	1:A:55:ILE:HD12	2.21	0.60
1:B:127:LYS:O	1:B:131:LEU:HG	2.01	0.60
1:E:168:LEU:CD1	1:E:172:ILE:HD11	2.31	0.60
1:B:41:TRP:CZ2	1:B:67:ARG:HG2	2.36	0.60
1:F:24:LEU:HD12	1:F:24:LEU:O	2.00	0.60
1:A:39:ARG:HG3	1:A:40:ASP:H	1.64	0.60
1:B:32:MET:HE2	1:B:36:LEU:HD11	1.84	0.60
1:F:44:ILE:HG23	1:F:48:ASP:HB2	1.84	0.60
1:A:36:LEU:HD21	1:A:41:TRP:HB2	1.84	0.60
1:E:121:LEU:HD23	1:E:121:LEU:N	2.16	0.60
1:F:29:LEU:CD1	1:F:77:ARG:HD2	2.22	0.60
1:D:83:VAL:HG23	1:D:149:LEU:CD1	2.32	0.60
1:B:55:ILE:N	1:B:55:ILE:HD12	2.17	0.59
1:C:204:ARG:HG2	1:C:205:HIS:CE1	2.37	0.59
1:B:45:THR:OG1	1:B:48:ASP:OD2	2.20	0.59
1:F:127:LYS:HB3	1:F:130:LEU:HB2	1.84	0.59
1:B:55:ILE:HG22	1:B:56:SER:H	1.66	0.59
1:E:116:PRO:HA	1:E:119:ILE:HD12	1.84	0.59
1:A:55:ILE:HD12	1:A:55:ILE:N	2.18	0.59
1:D:97:PHE:HE1	1:D:158:VAL:HG22	1.68	0.59
1:F:107:SER:O	1:F:111:GLU:HB2	2.03	0.59
1:C:170:ARG:O	1:C:174:ARG:HB2	2.02	0.59
1:D:45:THR:HG22	1:D:46:LEU:N	2.16	0.59
1:E:150:ALA:HB3	1:E:151:PRO:HD3	1.85	0.59
1:D:44:ILE:HD13	1:D:44:ILE:N	2.18	0.59
1:F:94:VAL:HG13	1:F:157:TRP:CE2	2.38	0.59
1:F:90:LEU:HD11	1:F:153:PHE:HE1	1.67	0.59
1:E:40:ASP:OD1	1:E:120:SER:OG	2.18	0.59
1:A:181:SER:O	1:A:183:PRO:HD3	2.03	0.58
1:B:36:LEU:CD1	1:B:117:LEU:HD23	2.33	0.58
1:C:139:ALA:N	1:C:140:PRO:HD2	2.18	0.58
1:C:45:THR:HG22	1:C:47:SER:N	2.17	0.58
1:B:135:THR:OG1	1:B:136:THR:N	2.31	0.58
1:A:94:VAL:HG13	1:A:157:TRP:CD1	2.38	0.58
1:B:133:LEU:O	1:B:138:SER:HA	2.03	0.58
1:B:156:THR:HG23	1:B:157:TRP:N	2.19	0.58
1:B:32:MET:SD	1:B:74:TYR:HD2	2.26	0.58
1:A:101:PHE:HE1	1:A:153:PHE:HE1	1.50	0.58
1:A:161:THR:HG23	1:A:205:HIS:O	2.04	0.58
1:C:94:VAL:HG22	1:C:157:TRP:NE1	2.19	0.58

*Continued on next page...*

*Continued from previous page...*

Atom-1	Atom-2	Interatomic distance (Å)	Clash overlap (Å)
1:E:193:ASP:CB	1:F:167:VAL:HG11	2.24	0.58
1:A:188:HIS:CD2	1:B:170:ARG:HH11	2.21	0.58
1:A:36:LEU:CD2	1:A:41:TRP:HB2	2.33	0.58
1:C:135:THR:OG1	1:C:136:THR:N	2.36	0.58
1:F:49:VAL:HG21	1:F:70:LEU:HD21	1.86	0.58
1:F:75:ALA:O	1:F:78:LEU:N	2.34	0.58
1:D:29:LEU:CB	1:D:77:ARG:NH2	2.66	0.58
1:E:83:VAL:HG13	1:E:148:ARG:HD2	1.86	0.58
1:F:125:VAL:O	1:F:127:LYS:HD3	2.04	0.58
1:B:47:SER:HB3	1:B:57:ARG:HG3	1.86	0.58
1:C:94:VAL:HG13	1:C:157:TRP:CG	2.39	0.58
1:D:78:LEU:O	1:D:78:LEU:HD23	2.04	0.58
1:A:132:GLN:HG3	1:A:132:GLN:O	2.04	0.58
1:D:117:LEU:O	1:D:120:SER:N	2.36	0.58
1:E:195:ALA:O	1:E:199:THR:OG1	2.21	0.58
1:B:174:ARG:HH11	1:B:174:ARG:HG2	1.69	0.57
1:B:21:ARG:HA	1:B:24:LEU:HB3	1.85	0.57
1:C:32:MET:HE1	1:C:74:TYR:HB2	1.85	0.57
1:C:29:LEU:HD12	1:C:77:ARG:NH1	2.19	0.57
1:A:190:VAL:CG1	1:A:194:LEU:HD12	2.34	0.57
1:B:117:LEU:O	1:B:120:SER:HB3	2.04	0.57
1:B:189:ASP:OD1	1:B:192:ALA:HB2	2.03	0.57
1:B:41:TRP:CZ2	1:B:71:ALA:HB2	2.39	0.57
1:C:39:ARG:HD2	1:C:43:ALA:HB3	1.85	0.57
1:D:118:VAL:HG22	1:D:180:VAL:HG12	1.87	0.57
1:D:158:VAL:HG12	1:D:160:THR:HG22	1.86	0.57
1:E:182:MET:CB	1:F:174:ARG:HH12	2.17	0.57
1:A:61:TYR:O	1:A:65:GLY:HA2	2.04	0.57
1:A:81:ARG:HG2	1:A:81:ARG:NH1	2.20	0.57
1:C:175:LEU:HD13	1:C:194:LEU:HD21	1.86	0.57
1:F:186:ALA:HB3	1:F:188:HIS:CE1	2.40	0.57
1:C:175:LEU:HD21	1:D:175:LEU:HG	1.87	0.57
1:B:21:ARG:O	1:B:24:LEU:HB3	2.04	0.57
1:B:173:VAL:HG13	2:B:301:PLM:H71	1.86	0.57
1:F:133:LEU:HD11	1:F:141:ILE:HD11	1.85	0.57
1:E:139:ALA:HB2	1:F:182:MET:CE	2.35	0.57
1:B:97:PHE:HD1	1:B:101:PHE:CE2	2.23	0.57
1:D:32:MET:HE1	1:D:74:TYR:CB	2.34	0.57
1:A:179:TYR:CD1	1:A:184:PRO:HD3	2.30	0.57
1:A:55:ILE:HG22	1:A:59:THR:HB	1.86	0.57
1:E:121:LEU:HD11	1:E:130:LEU:HD12	1.87	0.57

*Continued on next page...*

*Continued from previous page...*

Atom-1	Atom-2	Interatomic distance (Å)	Clash overlap (Å)
1:F:151:PRO:HA	1:F:154:THR:CG2	2.35	0.57
1:F:190:VAL:HG12	1:F:194:LEU:CD1	2.36	0.56
1:C:96:ASN:ND2	1:C:99:GLU:HG3	2.19	0.56
1:D:106:ARG:HH11	1:D:106:ARG:HG2	1.70	0.56
1:E:149:LEU:O	1:E:149:LEU:HG	2.05	0.56
1:E:38:THR:C	1:E:39:ARG:HG3	2.24	0.56
1:B:185:GLU:CD	1:B:185:GLU:H	2.07	0.56
1:C:35:LEU:HD13	1:C:49:VAL:HG23	1.88	0.56
1:E:32:MET:HE3	1:E:74:TYR:HD2	1.70	0.56
1:A:179:TYR:CE1	1:A:190:VAL:HG11	2.40	0.56
1:C:179:TYR:HE1	1:C:190:VAL:HG11	1.64	0.56
1:D:24:LEU:HD21	1:D:59:THR:CG2	2.35	0.56
1:C:156:THR:HG23	1:C:158:VAL:H	1.70	0.56
1:E:109:PHE:HZ	1:E:194:LEU:CD1	2.19	0.56
1:D:32:MET:HA	1:D:35:LEU:CD1	2.35	0.56
1:F:142:ILE:HD12	1:F:173:VAL:HG11	1.87	0.56
1:A:79:ALA:O	1:A:83:VAL:HG13	2.06	0.55
1:D:93:ASN:ND2	1:D:103:GLN:OE1	2.39	0.55
1:B:189:ASP:O	1:B:192:ALA:HB3	2.06	0.55
1:C:172:ILE:HD11	1:C:198:ILE:CD1	2.35	0.55
1:C:60:ILE:HG22	1:C:61:TYR:N	2.21	0.55
1:C:94:VAL:HG13	1:C:157:TRP:CD2	2.41	0.55
1:E:139:ALA:N	1:E:140:PRO:HD2	2.20	0.55
1:D:83:VAL:HG23	1:D:149:LEU:HD13	1.88	0.55
1:B:83:VAL:CG2	1:B:149:LEU:HB2	2.36	0.55
1:B:15:PRO:O	1:B:18:GLU:HB3	2.07	0.55
1:C:168:LEU:HD12	1:C:201:PHE:CD2	2.42	0.55
1:E:45:THR:H	1:E:48:ASP:HB2	1.71	0.55
1:E:29:LEU:N	1:E:29:LEU:HD23	2.20	0.55
1:B:188:HIS:HD2	1:B:188:HIS:H	1.52	0.55
1:B:45:THR:HB	1:B:48:ASP:N	2.22	0.55
1:B:44:ILE:O	1:B:67:ARG:HD2	2.06	0.55
1:E:142:ILE:HA	1:E:173:VAL:HG11	1.87	0.55
1:F:70:LEU:HD12	1:F:70:LEU:O	2.07	0.55
1:A:154:THR:HG23	1:A:155:ASP:OD1	2.07	0.55
1:A:188:HIS:CD2	1:B:170:ARG:NH1	2.74	0.55
1:B:96:ASN:N	1:B:96:ASN:OD1	2.40	0.55
1:F:133:LEU:CD1	1:F:141:ILE:HD11	2.37	0.55
1:B:94:VAL:HG22	1:B:157:TRP:CD1	2.42	0.55
1:A:157:TRP:O	1:A:157:TRP:HE3	1.90	0.54
1:B:47:SER:HB3	1:B:57:ARG:CD	2.37	0.54

*Continued on next page...*

*Continued from previous page...*

Atom-1	Atom-2	Interatomic distance (Å)	Clash overlap (Å)
1:F:168:LEU:O	1:F:172:ILE:HG13	2.07	0.54
1:B:102:LEU:CD1	1:B:106:ARG:HG3	2.37	0.54
1:E:139:ALA:HB2	1:F:182:MET:HE1	1.87	0.54
1:F:55:ILE:CG2	1:F:59:THR:HB	2.38	0.54
1:B:21:ARG:HG3	1:B:22:ALA:N	2.22	0.54
1:C:35:LEU:O	1:C:38:THR:HG23	2.07	0.54
1:E:109:PHE:CZ	1:E:194:LEU:CD1	2.91	0.54
1:F:115:ASP:OD1	1:F:117:LEU:N	2.40	0.54
1:C:28:VAL:CG1	1:C:60:ILE:HD11	2.38	0.54
1:C:182:MET:HB2	1:D:174:ARG:HH12	1.73	0.54
1:F:37:LEU:HD23	1:F:116:PRO:HG3	1.90	0.54
1:A:160:THR:HG21	1:A:165:ALA:HB2	1.90	0.54
1:E:28:VAL:CG1	1:E:60:ILE:HD11	2.38	0.54
1:C:91:ASP:HA	1:C:157:TRP:HE1	1.73	0.54
1:D:28:VAL:O	1:D:31:ALA:HB3	2.08	0.54
1:A:32:MET:HE3	1:A:70:LEU:CG	2.34	0.54
1:C:199:THR:HB	1:C:200:PRO:HD3	1.90	0.54
1:F:83:VAL:HG21	1:F:148:ARG:HB3	1.89	0.54
1:E:48:ASP:OD1	1:E:51:ARG:NH2	2.38	0.54
1:C:175:LEU:CD1	1:C:194:LEU:HD21	2.38	0.53
1:C:78:LEU:O	1:C:82:LEU:HD12	2.08	0.53
1:E:45:THR:HG22	1:E:46:LEU:N	2.23	0.53
1:B:144:ARG:CG	1:B:145:ALA:N	2.71	0.53
1:B:23:LEU:HD12	1:B:23:LEU:O	2.09	0.53
1:C:26:ASP:N	1:C:26:ASP:OD1	2.42	0.53
1:C:28:VAL:O	1:C:31:ALA:HB3	2.09	0.53
1:E:108:PHE:CZ	1:E:176:CYS:HB3	2.43	0.53
1:C:45:THR:HG22	1:C:46:LEU:N	2.24	0.53
1:E:32:MET:HE2	1:E:74:TYR:HB2	1.90	0.53
1:A:53:ALA:HB3	1:A:55:ILE:HD13	1.90	0.53
1:B:140:PRO:O	1:B:143:THR:HG22	2.08	0.53
1:F:102:LEU:HD11	1:F:106:ARG:NE	2.23	0.53
1:F:144:ARG:HH12	1:F:148:ARG:NE	2.06	0.53
1:A:106:ARG:NH1	1:A:106:ARG:HG2	2.24	0.53
1:F:169:SER:O	1:F:173:VAL:HG23	2.09	0.53
1:F:184:PRO:HB3	1:F:190:VAL:CG2	2.39	0.53
1:B:121:LEU:HD11	1:B:134:ILE:HD11	1.87	0.53
1:C:167:VAL:HG22	1:D:193:ASP:CB	2.35	0.53
1:C:67:ARG:C	1:C:67:ARG:HD2	2.29	0.53
1:F:193:ASP:O	1:F:196:ARG:HB3	2.09	0.53
1:F:57:ARG:O	1:F:60:ILE:HG22	2.09	0.53

*Continued on next page...*

*Continued from previous page...*

Atom-1	Atom-2	Interatomic distance (Å)	Clash overlap (Å)
1:B:179:TYR:CD1	1:B:184:PRO:HG3	2.44	0.53
1:D:58:GLN:O	1:D:58:GLN:HG3	2.08	0.53
1:E:78:LEU:HD11	1:E:115:ASP:CG	2.30	0.53
1:F:29:LEU:HD21	1:F:64:PHE:CZ	2.44	0.53
1:A:45:THR:HG22	1:A:46:LEU:N	2.24	0.52
1:F:86:VAL:HG11	1:F:149:LEU:CD1	2.38	0.52
1:B:151:PRO:CA	1:B:154:THR:HG22	2.22	0.52
1:C:96:ASN:HB2	1:C:99:GLU:HB2	1.91	0.52
1:D:28:VAL:HG11	1:D:64:PHE:CE2	2.43	0.52
1:F:97:PHE:HD2	1:F:203:GLU:HG3	1.74	0.52
1:A:204:ARG:HH22	1:B:203:GLU:HB2	1.75	0.52
1:C:41:TRP:HA	1:C:44:ILE:HG12	1.91	0.52
1:C:74:TYR:C	1:C:74:TYR:CD1	2.83	0.52
1:F:139:ALA:HB3	1:F:140:PRO:CD	2.40	0.52
1:A:156:THR:OG1	1:A:157:TRP:N	2.41	0.52
1:E:142:ILE:O	1:E:146:SER:HB3	2.09	0.52
1:E:32:MET:CE	1:E:74:TYR:HD2	2.22	0.52
1:B:121:LEU:HD11	1:B:134:ILE:HD13	1.85	0.52
1:C:128:PRO:HA	1:C:131:LEU:HD12	1.92	0.52
1:F:127:LYS:HZ1	1:F:130:LEU:CD1	2.23	0.52
1:A:105:PHE:HZ	1:A:172:ILE:HD13	1.74	0.52
1:E:31:ALA:CB	1:E:53:ALA:HB2	2.40	0.52
1:E:29:LEU:HB2	1:E:77:ARG:NH1	2.25	0.52
1:C:28:VAL:HG13	1:C:60:ILE:HD11	1.92	0.52
1:F:175:LEU:CD1	1:F:194:LEU:HD22	2.40	0.52
1:A:28:VAL:CG1	1:A:60:ILE:HD11	2.39	0.52
1:B:55:ILE:CG2	1:B:56:SER:H	2.23	0.52
1:B:46:LEU:CD1	1:B:61:TYR:HB2	2.40	0.52
1:A:83:VAL:O	1:A:86:VAL:HG12	2.09	0.52
1:C:41:TRP:CD1	1:C:130:LEU:HD21	2.45	0.52
1:C:174:ARG:NH1	1:D:179:TYR:CD1	2.78	0.51
1:E:122:LEU:HD23	1:E:122:LEU:N	2.25	0.51
1:E:53:ALA:HB3	1:E:55:ILE:HD13	1.93	0.51
1:E:191:ALA:O	1:E:194:LEU:HB2	2.09	0.51
1:A:157:TRP:CE3	1:A:157:TRP:O	2.62	0.51
1:A:175:LEU:HD12	1:A:194:LEU:CD2	2.36	0.51
1:C:149:LEU:O	1:C:149:LEU:HD12	2.09	0.51
1:C:55:ILE:HG22	1:C:56:SER:N	2.25	0.51
1:D:36:LEU:CD1	1:D:117:LEU:HD23	2.38	0.51
1:D:150:ALA:N	1:D:151:PRO:HD2	2.25	0.51
1:E:138:SER:O	1:E:142:ILE:HG12	2.09	0.51

*Continued on next page...*

*Continued from previous page...*

Atom-1	Atom-2	Interatomic distance (Å)	Clash overlap (Å)
1:A:182:MET:SD	1:B:139:ALA:HB2	2.51	0.51
1:E:154:THR:HG23	1:E:155:ASP:OD1	2.11	0.51
1:F:150:ALA:CB	1:F:151:PRO:HD3	2.33	0.51
1:E:161:THR:HG23	1:E:164:ASP:HB2	1.92	0.51
1:A:107:SER:OG	1:A:108:PHE:N	2.44	0.51
1:D:32:MET:HE2	1:D:74:TYR:HD2	1.62	0.51
1:E:109:PHE:HZ	1:E:194:LEU:HD11	1.76	0.51
1:F:142:ILE:HG23	1:F:143:THR:N	2.26	0.51
1:F:34:ASP:HA	1:F:37:LEU:CD1	2.38	0.51
1:F:29:LEU:HB2	1:F:77:ARG:NH1	2.26	0.51
1:C:133:LEU:O	1:C:138:SER:HA	2.10	0.51
1:B:107:SER:O	1:B:111:GLU:HB2	2.11	0.51
1:D:25:ARG:HG3	1:D:63:GLU:CG	2.41	0.51
1:A:85:ASN:O	1:A:88:ALA:HB3	2.11	0.51
1:D:102:LEU:CD2	1:D:192:ALA:HA	2.40	0.51
1:D:25:ARG:CG	1:D:63:GLU:CG	2.88	0.51
1:E:163:ASN:O	1:E:166:ASN:HB2	2.10	0.51
1:B:24:LEU:O	1:B:27:SER:HB2	2.10	0.51
1:E:177:LEU:O	1:E:177:LEU:HD12	2.10	0.51
1:F:109:PHE:CD2	1:F:191:ALA:HB2	2.46	0.51
1:A:141:ILE:HD12	1:A:141:ILE:H	1.76	0.50
1:C:58:GLN:O	1:C:62:ASN:HB2	2.11	0.50
1:D:102:LEU:HD13	1:D:102:LEU:O	2.11	0.50
1:D:38:THR:C	1:D:39:ARG:HG3	2.32	0.50
1:F:175:LEU:O	1:F:178:SER:OG	2.28	0.50
1:F:186:ALA:HB3	1:F:188:HIS:ND1	2.26	0.50
1:C:197:LEU:O	1:C:197:LEU:HD12	2.10	0.50
1:C:33:ARG:HG3	1:C:37:LEU:HD11	1.92	0.50
1:C:181:SER:HB2	1:D:135:THR:CG2	2.41	0.50
1:F:21:ARG:O	1:F:24:LEU:N	2.45	0.50
1:C:24:LEU:O	1:C:28:VAL:HG23	2.12	0.50
1:D:97:PHE:HE1	1:D:158:VAL:CG2	2.24	0.50
1:A:172:ILE:O	1:A:172:ILE:HG22	2.11	0.50
1:B:173:VAL:HG12	2:B:301:PLM:H91	1.93	0.50
1:B:44:ILE:N	1:B:44:ILE:HD13	2.26	0.50
1:B:45:THR:HG22	1:B:46:LEU:H	1.76	0.50
1:D:83:VAL:HG21	1:D:149:LEU:HB2	1.93	0.50
1:F:127:LYS:O	1:F:131:LEU:HG	2.12	0.50
1:C:181:SER:HB2	1:D:135:THR:HG22	1.94	0.50
1:E:28:VAL:HG12	1:E:29:LEU:CD2	2.27	0.50
1:B:102:LEU:HD13	1:B:102:LEU:C	2.31	0.50

*Continued on next page...*

*Continued from previous page...*

Atom-1	Atom-2	Interatomic distance (Å)	Clash overlap (Å)
1:B:83:VAL:CG1	1:B:148:ARG:HH11	2.25	0.50
1:E:32:MET:HE3	1:E:74:TYR:CD2	2.47	0.50
1:F:119:ILE:HD12	1:F:123:THR:CG2	2.35	0.50
1:B:132:GLN:O	1:B:137:ASP:HB2	2.11	0.50
1:F:150:ALA:O	1:F:154:THR:HG22	2.12	0.50
1:F:24:LEU:HD12	1:F:24:LEU:C	2.32	0.50
1:F:29:LEU:HD13	1:F:74:TYR:HA	1.94	0.50
1:C:198:ILE:HG22	1:D:197:LEU:HD11	1.94	0.49
1:F:138:SER:O	1:F:142:ILE:HG22	2.12	0.49
1:C:32:MET:HE2	1:C:74:TYR:CD2	2.47	0.49
1:D:150:ALA:HB3	1:D:151:PRO:CD	2.42	0.49
1:F:142:ILE:HD11	1:F:174:ARG:HG3	1.93	0.49
1:E:204:ARG:HG3	1:E:205:HIS:CE1	2.47	0.49
1:A:196:ARG:HH22	1:B:164:ASP:CG	2.16	0.49
1:A:29:LEU:HD12	1:A:77:ARG:NH1	2.27	0.49
1:E:102:LEU:HD11	1:E:106:ARG:HE	1.76	0.49
1:F:28:VAL:O	1:F:31:ALA:HB3	2.13	0.49
1:B:64:PHE:CD2	1:B:70:LEU:HB2	2.48	0.49
1:B:97:PHE:CE1	1:B:158:VAL:HG13	2.47	0.49
1:E:121:LEU:CD2	1:E:130:LEU:HD12	2.33	0.49
1:F:144:ARG:HH12	1:F:148:ARG:HE	1.59	0.49
1:D:37:LEU:CD2	1:D:116:PRO:HG3	2.43	0.49
1:D:197:LEU:O	1:D:197:LEU:HD12	2.12	0.49
1:A:29:LEU:HD12	1:A:77:ARG:HH11	1.77	0.49
1:C:120:SER:O	1:C:127:LYS:NZ	2.43	0.49
1:E:125:VAL:CG1	1:E:126:ALA:N	2.76	0.49
1:E:97:PHE:CE2	1:E:202:ALA:CB	2.93	0.49
1:C:41:TRP:CH2	1:C:67:ARG:HD3	2.47	0.49
1:C:96:ASN:HD22	1:C:99:GLU:HG3	1.78	0.49
1:D:102:LEU:O	1:D:106:ARG:HG3	2.12	0.49
1:E:54:GLY:C	1:E:55:ILE:HD12	2.33	0.49
1:D:97:PHE:CE1	1:D:158:VAL:HG22	2.48	0.48
1:E:41:TRP:CD1	1:E:130:LEU:HD23	2.48	0.48
1:E:40:ASP:O	1:E:43:ALA:HB3	2.12	0.48
1:B:117:LEU:O	1:B:117:LEU:HD13	2.14	0.48
1:C:79:ALA:HB2	2:C:301:PLM:HB2	1.95	0.48
1:D:151:PRO:CA	1:D:154:THR:HG23	2.28	0.48
1:D:201:PHE:CE1	1:D:205:HIS:ND1	2.81	0.48
1:F:105:PHE:CB	1:F:191:ALA:HB1	2.43	0.48
1:B:115:ASP:O	1:B:119:ILE:HG13	2.13	0.48
1:B:55:ILE:CG2	1:B:56:SER:N	2.74	0.48

*Continued on next page...*



*Continued from previous page...*

Atom-1	Atom-2	Interatomic distance (Å)	Clash overlap (Å)
1:D:118:VAL:CG2	1:D:180:VAL:CG1	2.91	0.48
1:D:27:SER:O	1:D:31:ALA:HB2	2.13	0.48
1:E:97:PHE:CE1	1:E:158:VAL:HG13	2.48	0.48
1:A:180:VAL:HG12	1:A:181:SER:N	2.29	0.48
1:F:131:LEU:N	1:F:131:LEU:HD23	2.28	0.48
1:E:102:LEU:C	1:E:102:LEU:HD13	2.34	0.48
1:E:191:ALA:HA	1:E:194:LEU:HD12	1.95	0.48
1:F:83:VAL:HG13	1:F:148:ARG:HH11	1.78	0.48
1:A:28:VAL:HG11	1:A:60:ILE:HD11	1.94	0.48
1:B:82:LEU:HD21	1:B:111:GLU:HG2	1.94	0.48
1:F:112:SER:O	1:F:118:VAL:HG21	2.13	0.48
1:D:149:LEU:HD23	1:D:169:SER:CB	2.31	0.48
1:D:28:VAL:CG1	1:D:64:PHE:CE2	2.97	0.48
1:D:97:PHE:HB3	1:D:199:THR:HG23	1.95	0.48
1:E:193:ASP:OD2	1:F:167:VAL:HG21	2.14	0.48
1:F:136:THR:HG22	1:F:137:ASP:OD2	2.14	0.48
1:C:72:GLN:HA	1:C:133:LEU:HD21	1.95	0.48
1:E:102:LEU:HD21	1:E:106:ARG:HE	1.79	0.48
1:F:105:PHE:HB3	1:F:191:ALA:CB	2.43	0.48
1:A:55:ILE:CG2	1:A:56:SER:N	2.76	0.48
1:B:186:ALA:HB3	1:B:188:HIS:NE2	2.29	0.48
1:B:36:LEU:HD13	1:B:117:LEU:HD23	1.96	0.48
1:B:49:VAL:HG23	1:B:50:ALA:N	2.29	0.48
1:C:98:TYR:CD1	1:C:195:ALA:HB1	2.49	0.48
1:E:134:ILE:HG23	1:E:177:LEU:HD11	1.96	0.48
1:F:90:LEU:HD23	1:F:100:ALA:HB1	1.95	0.48
1:A:82:LEU:HA	1:A:82:LEU:HD23	1.75	0.47
1:B:169:SER:O	1:B:173:VAL:HG23	2.14	0.47
1:A:66:SER:OG	1:A:68:GLN:N	2.47	0.47
1:D:29:LEU:CB	1:D:77:ARG:HH21	2.25	0.47
1:F:139:ALA:O	1:F:142:ILE:HG22	2.15	0.47
1:A:170:ARG:HD3	1:B:188:HIS:CE1	2.42	0.47
1:B:108:PHE:CD1	1:B:108:PHE:C	2.88	0.47
1:B:168:LEU:HD22	1:B:201:PHE:CE2	2.49	0.47
1:C:33:ARG:CG	1:C:34:ASP:N	2.77	0.47
1:F:107:SER:O	1:F:111:GLU:N	2.47	0.47
1:F:134:ILE:HG22	1:F:177:LEU:CD1	2.45	0.47
1:F:94:VAL:HG12	1:F:95:GLY:N	2.30	0.47
1:C:61:TYR:C	1:C:61:TYR:CD1	2.88	0.47
1:D:29:LEU:HB2	1:D:77:ARG:NH2	2.30	0.47
1:D:32:MET:HA	1:D:35:LEU:HD11	1.96	0.47

*Continued on next page...*

*Continued from previous page...*

Atom-1	Atom-2	Interatomic distance (Å)	Clash overlap (Å)
1:F:46:LEU:HD12	1:F:61:TYR:CD1	2.49	0.47
1:E:55:ILE:HG22	1:E:56:SER:N	2.30	0.47
1:F:119:ILE:HD13	1:F:119:ILE:HA	1.61	0.47
1:F:133:LEU:HD13	1:F:133:LEU:O	2.14	0.47
1:D:77:ARG:HD2	1:D:81:ARG:HH12	1.79	0.47
1:A:170:ARG:NH1	1:B:188:HIS:ND1	2.62	0.47
1:B:154:THR:HG23	1:B:155:ASP:OD1	2.14	0.47
1:E:83:VAL:HG23	1:E:149:LEU:HB2	1.95	0.47
1:A:116:PRO:O	1:A:120:SER:HB3	2.15	0.47
1:A:35:LEU:HD11	1:A:52:ALA:HB1	1.97	0.47
1:B:121:LEU:HB3	1:B:122:LEU:CD2	2.44	0.47
1:C:168:LEU:HD23	1:C:168:LEU:O	2.15	0.47
1:F:142:ILE:HD12	1:F:173:VAL:HG12	1.97	0.47
1:F:189:ASP:O	1:F:192:ALA:HB3	2.15	0.47
1:A:35:LEU:N	1:A:35:LEU:HD12	2.30	0.47
1:C:45:THR:HG21	1:C:47:SER:HB2	1.96	0.47
1:C:32:MET:HE1	1:C:74:TYR:CB	2.44	0.47
1:F:55:ILE:HG22	1:F:56:SER:N	2.29	0.47
1:A:108:PHE:CZ	1:A:176:CYS:CB	2.98	0.46
1:A:138:SER:HB3	1:A:142:ILE:CD1	2.43	0.46
1:C:29:LEU:HD12	1:C:77:ARG:HH12	1.79	0.46
1:C:86:VAL:HG12	1:C:87:HIS:N	2.29	0.46
1:F:50:ALA:O	1:F:54:GLY:N	2.48	0.46
1:B:120:SER:O	1:B:127:LYS:HE3	2.14	0.46
1:A:167:VAL:HG22	1:B:193:ASP:HB3	1.96	0.46
1:C:84:ASP:OD2	1:C:148:ARG:NH1	2.48	0.46
1:E:101:PHE:O	1:E:105:PHE:HB2	2.15	0.46
1:E:149:LEU:CD2	1:E:153:PHE:HE2	2.26	0.46
1:F:105:PHE:HZ	1:F:172:ILE:HD13	1.81	0.46
1:B:32:MET:CE	1:B:36:LEU:HD11	2.45	0.46
1:C:78:LEU:O	1:C:78:LEU:HD23	2.16	0.46
1:C:89:SER:HB2	1:C:103:GLN:HB3	1.98	0.46
1:C:83:VAL:O	1:C:86:VAL:HB	2.15	0.46
1:E:102:LEU:CD1	1:E:106:ARG:HE	2.28	0.46
1:F:175:LEU:HD13	1:F:194:LEU:HD22	1.96	0.46
1:A:177:LEU:HA	1:A:177:LEU:HD12	1.43	0.46
1:A:35:LEU:HD21	1:A:48:ASP:O	2.16	0.46
1:D:35:LEU:N	1:D:35:LEU:HD12	2.17	0.46
1:D:60:ILE:H	1:D:60:ILE:HG12	1.62	0.46
1:D:29:LEU:HB3	1:D:77:ARG:NH2	2.24	0.46
1:F:175:LEU:HD11	1:F:194:LEU:CD2	2.46	0.46

*Continued on next page...*

*Continued from previous page...*

Atom-1	Atom-2	Interatomic distance (Å)	Clash overlap (Å)
1:B:132:GLN:HE21	1:B:132:GLN:HB2	1.48	0.46
1:C:107:SER:O	1:C:110:ALA:HB3	2.16	0.46
1:D:94:VAL:HA	1:D:157:TRP:CE2	2.50	0.46
1:E:32:MET:CE	1:E:74:TYR:CD2	2.99	0.46
1:D:38:THR:O	1:D:39:ARG:HG3	2.16	0.46
1:E:55:ILE:CG2	1:E:59:THR:HG21	2.46	0.46
1:F:33:ARG:HG3	1:F:33:ARG:O	2.14	0.46
1:F:45:THR:HB	1:F:47:SER:H	1.81	0.46
1:A:117:LEU:HA	1:A:117:LEU:HD23	1.30	0.46
1:A:196:ARG:NH1	1:B:205:HIS:CD2	2.84	0.46
1:B:44:ILE:HG23	1:B:49:VAL:HG13	1.96	0.46
1:B:77:ARG:HG2	1:B:78:LEU:N	2.29	0.46
1:A:160:THR:HG22	1:A:161:THR:O	2.16	0.45
1:A:179:TYR:HE1	1:A:190:VAL:HG21	1.80	0.45
1:D:121:LEU:HB3	1:D:122:LEU:HD23	1.98	0.45
1:D:45:THR:HB	1:D:48:ASP:H	1.79	0.45
1:E:190:VAL:O	1:E:194:LEU:HD12	2.16	0.45
1:F:119:ILE:HD13	1:F:122:LEU:CD2	2.45	0.45
1:E:135:THR:OG1	1:F:131:LEU:HD13	2.16	0.45
1:B:201:PHE:HE1	1:B:205:HIS:CG	2.34	0.45
1:C:91:ASP:O	1:C:94:VAL:HG23	2.17	0.45
1:D:97:PHE:CE1	1:D:158:VAL:HG13	2.51	0.45
1:E:168:LEU:HD12	1:E:172:ILE:HG13	1.97	0.45
1:B:106:ARG:HG2	1:B:106:ARG:HH11	1.81	0.45
1:C:81:ARG:HG3	1:C:81:ARG:O	2.15	0.45
1:D:29:LEU:HD21	1:D:64:PHE:CZ	2.51	0.45
1:E:180:VAL:HG12	1:E:181:SER:N	2.31	0.45
1:E:29:LEU:HD21	1:E:64:PHE:CE2	2.50	0.45
1:A:24:LEU:HD21	1:A:59:THR:CG2	2.46	0.45
1:C:96:ASN:HD22	1:C:99:GLU:CG	2.30	0.45
1:E:91:ASP:HA	1:E:157:TRP:HE1	1.81	0.45
1:F:119:ILE:HD13	1:F:122:LEU:HD22	1.98	0.45
1:F:151:PRO:HA	1:F:154:THR:HG23	1.97	0.45
1:F:32:MET:SD	1:F:70:LEU:CD1	2.99	0.45
1:A:152:ALA:O	1:A:156:THR:CG2	2.65	0.45
1:B:14:ILE:HB	1:B:19:ALA:HB2	1.98	0.45
1:C:78:LEU:HD11	1:C:115:ASP:OD2	2.16	0.45
1:C:121:LEU:HD21	1:C:180:VAL:HG12	1.99	0.45
1:D:177:LEU:HA	1:D:180:VAL:HG23	1.99	0.45
1:D:28:VAL:CG1	1:D:64:PHE:HE2	2.29	0.45
1:A:182:MET:HB2	1:B:135:THR:O	2.17	0.45

*Continued on next page...*

*Continued from previous page...*

Atom-1	Atom-2	Interatomic distance (Å)	Clash overlap (Å)
1:A:90:LEU:O	1:A:157:TRP:NE1	2.38	0.45
1:B:156:THR:HG23	1:B:158:VAL:H	1.82	0.45
1:E:127:LYS:HB2	1:E:127:LYS:HE3	1.65	0.45
1:E:164:ASP:HB3	1:E:201:PHE:HZ	1.80	0.45
1:F:136:THR:HG22	1:F:137:ASP:CG	2.37	0.45
1:F:84:ASP:CG	1:F:148:ARG:HH12	2.20	0.45
1:B:151:PRO:O	1:B:154:THR:N	2.49	0.45
1:B:47:SER:CB	1:B:57:ARG:HD3	2.47	0.45
1:B:70:LEU:C	1:B:70:LEU:HD12	2.37	0.45
1:D:74:TYR:O	1:D:74:TYR:HD1	1.99	0.45
1:E:41:TRP:CD1	1:E:130:LEU:CD2	3.00	0.45
1:E:133:LEU:HD13	1:E:133:LEU:HA	1.76	0.45
1:B:74:TYR:HD1	1:B:74:TYR:O	2.00	0.45
1:B:84:ASP:OD2	1:B:148:ARG:NH1	2.50	0.45
1:F:151:PRO:O	1:F:155:ASP:N	2.41	0.45
1:A:89:SER:HA	1:A:92:ALA:CB	2.47	0.45
1:F:122:LEU:H	1:F:122:LEU:HD13	1.82	0.45
1:F:26:ASP:O	1:F:30:ASP:HB2	2.17	0.45
1:A:14:ILE:HA	1:A:15:PRO:HD3	1.75	0.44
1:D:79:ALA:O	1:D:83:VAL:HG12	2.17	0.44
1:B:13:ARG:CZ	1:B:15:PRO:HG3	2.47	0.44
1:B:90:LEU:HD21	1:B:158:VAL:CG2	2.47	0.44
1:C:55:ILE:HG22	1:C:56:SER:O	2.17	0.44
1:E:164:ASP:HB3	1:E:201:PHE:CZ	2.52	0.44
1:B:13:ARG:HD2	1:B:13:ARG:C	2.36	0.44
1:C:68:GLN:O	1:C:71:ALA:HB3	2.17	0.44
1:F:175:LEU:HD21	1:F:179:TYR:HE2	1.82	0.44
1:F:50:ALA:O	1:F:53:ALA:N	2.49	0.44
1:B:45:THR:CA	1:B:48:ASP:HB2	2.46	0.44
1:B:90:LEU:HD21	1:B:158:VAL:HG21	1.98	0.44
1:C:112:SER:O	1:C:118:VAL:HG11	2.18	0.44
1:C:41:TRP:CZ2	1:C:71:ALA:HB2	2.53	0.44
1:C:188:HIS:CE1	1:D:170:ARG:HH11	2.34	0.44
1:D:45:THR:H	1:D:48:ASP:CB	2.28	0.44
1:E:102:LEU:O	1:E:106:ARG:HG3	2.17	0.44
1:F:132:GLN:HG2	1:F:137:ASP:OD2	2.17	0.44
1:A:64:PHE:CD2	1:A:70:LEU:HD12	2.52	0.44
1:B:147:ALA:O	1:B:151:PRO:HD3	2.18	0.44
1:B:97:PHE:HE1	1:B:158:VAL:HG13	1.83	0.44
1:C:55:ILE:CG2	1:C:56:SER:N	2.80	0.44
1:C:32:MET:SD	1:C:70:LEU:HD11	2.58	0.44

*Continued on next page...*

*Continued from previous page...*

Atom-1	Atom-2	Interatomic distance (Å)	Clash overlap (Å)
1:E:127:LYS:CB	1:E:130:LEU:HB2	2.45	0.44
1:C:102:LEU:HD11	1:C:106:ARG:NH2	2.32	0.44
1:C:135:THR:O	1:C:138:SER:HB3	2.18	0.44
1:C:25:ARG:CZ	1:C:64:PHE:HE1	2.31	0.44
1:E:78:LEU:HD11	1:E:115:ASP:OD1	2.18	0.44
1:A:57:ARG:O	1:A:59:THR:N	2.51	0.44
1:F:50:ALA:HB1	1:F:55:ILE:O	2.17	0.44
1:F:79:ALA:O	1:F:83:VAL:HG12	2.18	0.44
1:C:194:LEU:HA	1:C:194:LEU:HD23	1.59	0.44
1:D:111:GLU:O	1:D:114:ALA:HB3	2.17	0.44
1:D:129:ASP:OD1	1:D:129:ASP:N	2.35	0.44
1:F:144:ARG:NH1	1:F:148:ARG:HD2	2.33	0.44
1:A:53:ALA:CB	1:A:55:ILE:HD13	2.47	0.43
1:B:105:PHE:CE2	1:B:198:ILE:HD11	2.53	0.43
1:B:84:ASP:OD2	1:B:148:ARG:NH2	2.51	0.43
1:D:117:LEU:HA	1:D:117:LEU:HD23	1.54	0.43
1:F:83:VAL:HG23	1:F:149:LEU:HD13	2.00	0.43
1:A:121:LEU:HD23	1:A:122:LEU:CD2	2.45	0.43
1:A:46:LEU:HG	1:A:60:ILE:HG21	2.00	0.43
1:B:29:LEU:N	1:B:29:LEU:HD23	2.32	0.43
1:D:78:LEU:HD23	1:D:82:LEU:HG	1.99	0.43
1:F:136:THR:HG22	1:F:137:ASP:N	2.33	0.43
1:A:126:ALA:O	1:A:128:PRO:HD3	2.17	0.43
1:A:25:ARG:CZ	1:A:63:GLU:OE1	2.66	0.43
1:B:61:TYR:HD1	1:B:65:GLY:HA2	1.83	0.43
1:D:127:LYS:HE2	1:D:127:LYS:HB2	1.36	0.43
1:E:46:LEU:HA	1:E:46:LEU:HD23	1.62	0.43
1:F:134:ILE:HG22	1:F:177:LEU:HD11	2.00	0.43
1:A:190:VAL:HG13	1:A:194:LEU:CD1	2.48	0.43
1:B:132:GLN:HG2	1:B:137:ASP:OD1	2.19	0.43
1:B:133:LEU:O	1:B:138:SER:CA	2.65	0.43
1:B:83:VAL:HG23	1:B:149:LEU:HB2	1.99	0.43
1:B:168:LEU:HD13	1:B:168:LEU:HA	1.78	0.43
1:A:174:ARG:NH1	1:B:182:MET:O	2.49	0.43
1:B:185:GLU:HG2	1:B:186:ALA:N	2.33	0.43
1:B:49:VAL:O	1:B:51:ARG:N	2.51	0.43
1:C:21:ARG:O	1:C:24:LEU:N	2.52	0.43
1:D:102:LEU:HD11	1:D:106:ARG:NE	2.34	0.43
1:E:32:MET:SD	1:E:70:LEU:CD2	3.07	0.43
1:C:121:LEU:CD2	1:C:180:VAL:HG12	2.47	0.43
1:D:102:LEU:HD13	1:D:102:LEU:C	2.39	0.43

*Continued on next page...*

*Continued from previous page...*

Atom-1	Atom-2	Interatomic distance (Å)	Clash overlap (Å)
1:E:56:SER:HB3	1:E:59:THR:HB	1.99	0.43
1:A:170:ARG:CD	1:B:188:HIS:HE1	2.27	0.43
1:E:104:GLY:O	1:E:107:SER:HB3	2.18	0.43
1:B:188:HIS:N	1:B:188:HIS:CD2	2.82	0.43
1:B:78:LEU:HD23	1:B:78:LEU:HA	1.51	0.43
1:C:33:ARG:HG3	1:C:37:LEU:CD1	2.49	0.43
1:E:31:ALA:HB3	1:E:53:ALA:HB2	1.99	0.43
1:B:184:PRO:HA	1:B:185:GLU:OE1	2.19	0.43
1:D:102:LEU:HD11	1:D:106:ARG:HE	1.84	0.43
1:E:102:LEU:CD2	1:E:106:ARG:HE	2.32	0.43
1:A:21:ARG:HD2	1:A:63:GLU:OE2	2.19	0.43
1:A:57:ARG:NH1	1:A:61:TYR:OH	2.52	0.43
1:B:134:ILE:HG22	1:B:177:LEU:HD11	2.00	0.43
1:B:190:VAL:O	1:B:194:LEU:HB2	2.19	0.43
1:B:29:LEU:HA	1:B:32:MET:HG2	2.01	0.43
1:C:179:TYR:CE1	1:C:190:VAL:CG1	2.91	0.43
1:C:172:ILE:CD1	1:C:198:ILE:HD13	2.44	0.43
1:D:97:PHE:O	1:D:100:ALA:HB3	2.19	0.43
1:D:72:GLN:O	1:D:76:LEU:HB2	2.19	0.43
1:D:118:VAL:O	1:D:122:LEU:HG	2.19	0.43
1:D:76:LEU:HD22	1:D:144:ARG:HH11	1.84	0.43
1:D:146:SER:HA	1:D:173:VAL:HG21	2.01	0.43
1:D:175:LEU:HD13	1:D:194:LEU:HD21	2.01	0.43
1:E:94:VAL:HG22	1:E:157:TRP:CD1	2.53	0.43
1:F:176:CYS:O	1:F:180:VAL:HG23	2.18	0.43
1:A:32:MET:HE3	1:A:70:LEU:CD2	2.49	0.42
1:A:32:MET:HE1	1:A:70:LEU:HG	1.91	0.42
1:B:122:LEU:CD2	1:B:122:LEU:N	2.81	0.42
1:C:32:MET:HG2	1:C:74:TYR:CD2	2.54	0.42
1:E:170:ARG:O	1:E:174:ARG:HG3	2.19	0.42
1:E:21:ARG:O	1:E:24:LEU:HB3	2.19	0.42
1:F:74:TYR:C	1:F:74:TYR:CD1	2.92	0.42
1:F:121:LEU:HD23	1:F:121:LEU:HA	1.58	0.42
1:F:28:VAL:HG12	1:F:64:PHE:HE2	1.84	0.42
1:C:168:LEU:O	1:C:172:ILE:HG13	2.19	0.42
1:C:105:PHE:CD1	1:C:194:LEU:HD13	2.53	0.42
1:C:197:LEU:C	1:C:197:LEU:HD12	2.39	0.42
1:E:135:THR:OG1	1:E:136:THR:N	2.52	0.42
1:B:140:PRO:HA	1:B:143:THR:CG2	2.42	0.42
1:E:147:ALA:O	1:E:151:PRO:HD3	2.18	0.42
1:F:125:VAL:HG13	1:F:125:VAL:O	2.19	0.42

*Continued on next page...*

*Continued from previous page...*

Atom-1	Atom-2	Interatomic distance (Å)	Clash overlap (Å)
1:A:15:PRO:HD2	1:A:18:GLU:CB	2.49	0.42
1:B:60:ILE:HG23	1:B:61:TYR:N	2.34	0.42
1:B:74:TYR:CD1	1:B:74:TYR:C	2.92	0.42
1:B:74:TYR:CD1	1:B:74:TYR:O	2.72	0.42
1:B:77:ARG:HG3	1:B:81:ARG:HE	1.83	0.42
1:E:21:ARG:HG3	1:E:63:GLU:OE2	2.19	0.42
1:F:151:PRO:HA	1:F:154:THR:HG22	2.02	0.42
1:A:193:ASP:HB3	1:B:167:VAL:HG13	2.00	0.42
1:A:77:ARG:HG2	1:A:77:ARG:NH1	2.33	0.42
1:A:89:SER:HA	1:A:92:ALA:HB3	2.01	0.42
1:C:14:ILE:HB	1:C:15:PRO:HD3	2.02	0.42
1:C:71:ALA:O	1:C:74:TYR:HB3	2.20	0.42
1:C:83:VAL:HB	1:C:149:LEU:HB2	2.02	0.42
1:C:77:ARG:HA	1:C:80:ASP:HB2	2.02	0.42
1:E:39:ARG:CZ	1:E:43:ALA:HB1	2.47	0.42
1:E:99:GLU:OE1	1:E:99:GLU:HA	2.19	0.42
1:A:46:LEU:HG	1:A:60:ILE:CG2	2.49	0.42
1:B:57:ARG:HB2	1:B:57:ARG:CZ	2.49	0.42
1:C:101:PHE:O	1:C:105:PHE:HD2	2.03	0.42
1:D:14:ILE:HA	1:D:15:PRO:HD3	1.85	0.42
1:D:28:VAL:HG11	1:D:64:PHE:HE2	1.82	0.42
1:D:40:ASP:OD1	1:D:120:SER:OG	2.37	0.42
1:A:84:ASP:CG	1:A:148:ARG:HH12	2.22	0.42
1:C:31:ALA:HB2	1:C:53:ALA:HB2	2.01	0.42
1:D:140:PRO:O	1:D:144:ARG:HB2	2.20	0.42
1:A:118:VAL:CG1	1:A:119:ILE:N	2.82	0.42
1:A:130:LEU:HA	1:A:130:LEU:HD23	1.24	0.42
1:E:32:MET:HE3	1:E:74:TYR:HB2	1.96	0.42
1:E:83:VAL:HG11	1:E:148:ARG:CG	2.34	0.42
1:F:68:GLN:NE2	1:F:133:LEU:HD23	2.35	0.42
1:A:125:VAL:O	1:A:125:VAL:HG13	2.20	0.41
1:A:46:LEU:HD12	1:A:46:LEU:HA	1.70	0.41
1:C:41:TRP:CZ2	1:C:67:ARG:CD	3.02	0.41
1:F:108:PHE:CZ	1:F:176:CYS:HB3	2.55	0.41
1:A:180:VAL:CG1	1:A:181:SER:N	2.83	0.41
1:E:204:ARG:HD3	1:E:204:ARG:HA	1.86	0.41
1:A:153:PHE:O	1:A:158:VAL:O	2.37	0.41
1:A:175:LEU:HA	1:A:175:LEU:HD22	1.82	0.41
1:A:86:VAL:CG1	1:A:87:HIS:N	2.83	0.41
1:C:108:PHE:CZ	1:C:176:CYS:HB3	2.54	0.41
1:C:170:ARG:HB2	1:C:170:ARG:HE	1.45	0.41

*Continued on next page...*

*Continued from previous page...*

Atom-1	Atom-2	Interatomic distance (Å)	Clash overlap (Å)
1:D:168:LEU:HD11	1:D:198:ILE:HG21	2.02	0.41
1:B:105:PHE:CZ	1:B:194:LEU:HD13	2.55	0.41
1:C:27:SER:OG	1:C:28:VAL:N	2.53	0.41
1:C:40:ASP:O	1:C:42:SER:N	2.53	0.41
1:D:76:LEU:HD23	1:D:76:LEU:HA	1.81	0.41
1:F:28:VAL:CG1	1:F:64:PHE:HE2	2.32	0.41
1:B:49:VAL:C	1:B:51:ARG:N	2.74	0.41
1:C:82:LEU:HD22	1:C:108:PHE:HD2	1.85	0.41
1:C:94:VAL:HG13	1:C:157:TRP:CD1	2.55	0.41
1:C:35:LEU:CD1	1:C:49:VAL:HG23	2.50	0.41
1:D:122:LEU:N	1:D:122:LEU:HD23	2.34	0.41
1:D:44:ILE:CG2	1:D:49:VAL:HG23	2.50	0.41
1:B:169:SER:O	1:B:173:VAL:CG2	2.69	0.41
1:B:61:TYR:CD1	1:B:61:TYR:O	2.74	0.41
1:C:86:VAL:CG1	1:C:87:HIS:N	2.83	0.41
1:D:184:PRO:HB3	1:D:190:VAL:HG21	2.03	0.41
1:A:74:TYR:C	1:A:74:TYR:CD1	2.94	0.41
1:B:25:ARG:O	1:B:28:VAL:HG23	2.21	0.41
1:C:36:LEU:C	1:C:38:THR:N	2.74	0.41
1:C:167:VAL:CG2	1:D:193:ASP:OD2	2.69	0.41
1:D:46:LEU:HD23	1:D:46:LEU:HA	1.85	0.41
1:E:122:LEU:HD11	1:E:180:VAL:O	2.21	0.41
1:E:199:THR:HB	1:E:200:PRO:HD3	2.03	0.41
1:E:53:ALA:C	1:E:55:ILE:HD12	2.41	0.41
1:C:134:ILE:HG22	1:C:177:LEU:CD1	2.29	0.41
1:D:130:LEU:HD23	1:D:133:LEU:HD23	2.03	0.41
1:D:199:THR:O	1:D:203:GLU:HG3	2.20	0.41
1:D:55:ILE:N	1:D:55:ILE:HD13	2.32	0.41
1:D:60:ILE:HG22	1:D:64:PHE:CD2	2.49	0.41
1:F:105:PHE:HB2	1:F:191:ALA:HB1	2.01	0.41
1:A:39:ARG:HG3	1:A:43:ALA:HB3	2.02	0.41
1:D:139:ALA:HB3	1:D:140:PRO:CD	2.50	0.41
1:D:118:VAL:HG22	1:D:180:VAL:CG1	2.48	0.41
1:D:198:ILE:H	1:D:198:ILE:HG12	1.72	0.41
1:D:21:ARG:HG2	1:D:22:ALA:N	2.33	0.41
1:F:102:LEU:HD12	1:F:106:ARG:HG3	2.03	0.41
1:F:185:GLU:HG3	1:F:185:GLU:H	1.38	0.41
1:A:23:LEU:O	1:A:27:SER:HB2	2.21	0.41
1:A:55:ILE:CD1	1:A:55:ILE:N	2.84	0.41
1:A:24:LEU:HD21	1:A:59:THR:HG22	2.03	0.41
1:A:67:ARG:HG2	1:A:67:ARG:NH1	2.36	0.41

*Continued on next page...*



Continued from previous page...

Atom-1	Atom-2	Interatomic distance (Å)	Clash overlap (Å)
1:A:78:LEU:CD2	1:A:82:LEU:HG	2.50	0.41
1:B:134:ILE:C	1:B:138:SER:HB3	2.41	0.41
1:B:86:VAL:HG11	1:B:149:LEU:HD11	2.03	0.41
1:E:121:LEU:N	1:E:121:LEU:CD2	2.81	0.41
1:E:144:ARG:O	1:E:148:ARG:HB3	2.21	0.41
1:F:150:ALA:HB3	1:F:151:PRO:CD	2.38	0.41
1:F:182:MET:HA	1:F:183:PRO:HD3	1.82	0.41
1:B:199:THR:O	1:B:203:GLU:HG2	2.21	0.41
1:B:201:PHE:CE1	1:B:205:HIS:HB2	2.55	0.41
1:B:35:LEU:HD23	1:B:35:LEU:HA	1.79	0.41
1:D:150:ALA:N	1:D:151:PRO:CD	2.83	0.41
1:A:101:PHE:CG	1:A:198:ILE:HD11	2.56	0.40
1:C:199:THR:N	1:C:200:PRO:CD	2.84	0.40
1:D:73:GLY:HA2	1:D:76:LEU:HB2	2.02	0.40
1:D:87:HIS:HA	1:D:90:LEU:HB3	2.03	0.40
1:A:179:TYR:CE2	1:B:174:ARG:CD	3.03	0.40
1:A:55:ILE:HG21	1:A:59:THR:HB	2.00	0.40
1:E:60:ILE:O	1:E:64:PHE:HB2	2.21	0.40
1:A:190:VAL:CG1	1:A:194:LEU:CD1	2.98	0.40
1:A:86:VAL:HG13	1:A:87:HIS:N	2.36	0.40
1:B:55:ILE:HG22	1:B:59:THR:OG1	2.21	0.40
1:C:134:ILE:HD12	1:C:181:SER:HB3	2.03	0.40
1:D:60:ILE:HD12	1:D:60:ILE:HG21	1.81	0.40
1:E:82:LEU:HD23	1:E:82:LEU:HA	1.82	0.40
1:A:81:ARG:CG	1:A:81:ARG:HH11	2.31	0.40
1:B:198:ILE:HG12	1:B:198:ILE:H	1.75	0.40
1:B:46:LEU:HD13	1:B:61:TYR:HB2	2.04	0.40
1:C:144:ARG:C	1:C:144:ARG:HD3	2.41	0.40
1:C:101:PHE:HE1	1:C:153:PHE:CE1	2.39	0.40
1:C:41:TRP:O	1:C:41:TRP:CG	2.74	0.40
1:E:125:VAL:HG12	1:E:126:ALA:H	1.85	0.40
1:F:144:ARG:O	1:F:148:ARG:HB2	2.22	0.40
1:A:44:ILE:CG2	1:A:45:THR:N	2.82	0.40
1:B:108:PHE:HE2	2:B:301:PLM:H81	1.87	0.40
1:C:41:TRP:NE1	1:C:130:LEU:HD21	2.37	0.40
1:C:150:ALA:CB	1:C:151:PRO:HD3	2.47	0.40
1:C:188:HIS:CE1	1:D:170:ARG:NH1	2.90	0.40
1:E:117:LEU:O	1:E:117:LEU:HD22	2.21	0.40

There are no symmetry-related clashes.

## 5.3 Torsion angles [i](#)

### 5.3.1 Protein backbone [i](#)

In the following table, the Percentiles column shows the percent Ramachandran outliers of the chain as a percentile score with respect to all X-ray entries followed by that with respect to entries of similar resolution.

The Analysed column shows the number of residues for which the backbone conformation was analysed, and the total number of residues.

Mol	Chain	Analysed	Favoured	Allowed	Outliers	Percentiles	
1	A	193/217 (89%)	171 (89%)	21 (11%)	1 (0%)	29	68
1	B	193/217 (89%)	177 (92%)	16 (8%)	0	100	100
1	C	190/217 (88%)	172 (90%)	18 (10%)	0	100	100
1	D	194/217 (89%)	184 (95%)	10 (5%)	0	100	100
1	E	191/217 (88%)	181 (95%)	10 (5%)	0	100	100
1	F	189/217 (87%)	179 (95%)	10 (5%)	0	100	100
All	All	1150/1302 (88%)	1064 (92%)	85 (7%)	1 (0%)	51	83

All (1) Ramachandran outliers are listed below:

Mol	Chain	Res	Type
1	A	122	LEU

### 5.3.2 Protein sidechains [i](#)

In the following table, the Percentiles column shows the percent sidechain outliers of the chain as a percentile score with respect to all X-ray entries followed by that with respect to entries of similar resolution.

The Analysed column shows the number of residues for which the sidechain conformation was analysed, and the total number of residues.

Mol	Chain	Analysed	Rotameric	Outliers	Percentiles	
1	A	156/176 (89%)	115 (74%)	41 (26%)	0	4
1	B	156/176 (89%)	113 (72%)	43 (28%)	0	3
1	C	154/176 (88%)	109 (71%)	45 (29%)	0	2
1	D	157/176 (89%)	128 (82%)	29 (18%)	1	10
1	E	155/176 (88%)	125 (81%)	30 (19%)	1	9
1	F	153/176 (87%)	124 (81%)	29 (19%)	1	9

*Continued on next page...*

*Continued from previous page...*

Mol	Chain	Analysed	Rotameric	Outliers	Percentiles
All	All	931/1056 (88%)	714 (77%)	217 (23%)	<b>1</b> <b>5</b>

All (217) residues with a non-rotameric sidechain are listed below:

Mol	Chain	Res	Type
1	A	13	ARG
1	A	18	GLU
1	A	21	ARG
1	A	25	ARG
1	A	26	ASP
1	A	27	SER
1	A	29	LEU
1	A	32	MET
1	A	39	ARG
1	A	42	SER
1	A	45	THR
1	A	46	LEU
1	A	47	SER
1	A	60	ILE
1	A	77	ARG
1	A	78	LEU
1	A	81	ARG
1	A	83	VAL
1	A	93	ASN
1	A	94	VAL
1	A	102	LEU
1	A	107	SER
1	A	111	GLU
1	A	117	LEU
1	A	118	VAL
1	A	120	SER
1	A	121	LEU
1	A	134	ILE
1	A	137	ASP
1	A	138	SER
1	A	144	ARG
1	A	148	ARG
1	A	156	THR
1	A	161	THR
1	A	172	ILE
1	A	175	LEU
1	A	180	VAL

*Continued on next page...*

*Continued from previous page...*

<b>Mol</b>	<b>Chain</b>	<b>Res</b>	<b>Type</b>
1	A	188	HIS
1	A	189	ASP
1	A	196	ARG
1	A	207	VAL
1	B	13	ARG
1	B	28	VAL
1	B	39	ARG
1	B	44	ILE
1	B	45	THR
1	B	48	ASP
1	B	61	TYR
1	B	63	GLU
1	B	66	SER
1	B	67	ARG
1	B	68	GLN
1	B	70	LEU
1	B	72	GLN
1	B	74	TYR
1	B	78	LEU
1	B	81	ARG
1	B	90	LEU
1	B	96	ASN
1	B	121	LEU
1	B	122	LEU
1	B	125	VAL
1	B	127	LYS
1	B	129	ASP
1	B	132	GLN
1	B	134	ILE
1	B	144	ARG
1	B	146	SER
1	B	154	THR
1	B	156	THR
1	B	160	THR
1	B	161	THR
1	B	162	ASP
1	B	166	ASN
1	B	168	LEU
1	B	169	SER
1	B	173	VAL
1	B	182	MET
1	B	188	HIS

*Continued on next page...*

*Continued from previous page...*

<b>Mol</b>	<b>Chain</b>	<b>Res</b>	<b>Type</b>
1	B	189	ASP
1	B	190	VAL
1	B	194	LEU
1	B	196	ARG
1	B	204	ARG
1	C	21	ARG
1	C	23	LEU
1	C	27	SER
1	C	30	ASP
1	C	33	ARG
1	C	34	ASP
1	C	35	LEU
1	C	38	THR
1	C	42	SER
1	C	47	SER
1	C	49	VAL
1	C	51	ARG
1	C	59	THR
1	C	60	ILE
1	C	61	TYR
1	C	62	ASN
1	C	63	GLU
1	C	67	ARG
1	C	77	ARG
1	C	81	ARG
1	C	86	VAL
1	C	89	SER
1	C	90	LEU
1	C	102	LEU
1	C	103	GLN
1	C	117	LEU
1	C	118	VAL
1	C	119	ILE
1	C	120	SER
1	C	127	LYS
1	C	129	ASP
1	C	130	LEU
1	C	133	LEU
1	C	137	ASP
1	C	138	SER
1	C	143	THR
1	C	144	ARG

*Continued on next page...*

*Continued from previous page...*

<b>Mol</b>	<b>Chain</b>	<b>Res</b>	<b>Type</b>
1	C	148	ARG
1	C	161	THR
1	C	169	SER
1	C	170	ARG
1	C	174	ARG
1	C	182	MET
1	C	187	ASP
1	C	197	LEU
1	D	21	ARG
1	D	26	ASP
1	D	27	SER
1	D	32	MET
1	D	33	ARG
1	D	35	LEU
1	D	60	ILE
1	D	67	ARG
1	D	72	GLN
1	D	74	TYR
1	D	81	ARG
1	D	97	PHE
1	D	98	TYR
1	D	116	PRO
1	D	117	LEU
1	D	121	LEU
1	D	127	LYS
1	D	129	ASP
1	D	134	ILE
1	D	142	ILE
1	D	143	THR
1	D	144	ARG
1	D	154	THR
1	D	161	THR
1	D	188	HIS
1	D	190	VAL
1	D	196	ARG
1	D	198	ILE
1	D	208	ILE
1	E	13	ARG
1	E	21	ARG
1	E	26	ASP
1	E	32	MET
1	E	37	LEU

*Continued on next page...*

*Continued from previous page...*

<b>Mol</b>	<b>Chain</b>	<b>Res</b>	<b>Type</b>
1	E	58	GLN
1	E	61	TYR
1	E	74	TYR
1	E	78	LEU
1	E	86	VAL
1	E	87	HIS
1	E	97	PHE
1	E	103	GLN
1	E	105	PHE
1	E	117	LEU
1	E	121	LEU
1	E	123	THR
1	E	127	LYS
1	E	130	LEU
1	E	137	ASP
1	E	143	THR
1	E	144	ARG
1	E	148	ARG
1	E	155	ASP
1	E	161	THR
1	E	168	LEU
1	E	181	SER
1	E	188	HIS
1	E	194	LEU
1	E	199	THR
1	F	20	SER
1	F	24	LEU
1	F	26	ASP
1	F	30	ASP
1	F	33	ARG
1	F	37	LEU
1	F	45	THR
1	F	62	ASN
1	F	78	LEU
1	F	86	VAL
1	F	96	ASN
1	F	103	GLN
1	F	118	VAL
1	F	119	ILE
1	F	120	SER
1	F	121	LEU
1	F	122	LEU

*Continued on next page...*

*Continued from previous page...*

Mol	Chain	Res	Type
1	F	123	THR
1	F	127	LYS
1	F	129	ASP
1	F	130	LEU
1	F	133	LEU
1	F	134	ILE
1	F	136	THR
1	F	144	ARG
1	F	177	LEU
1	F	181	SER
1	F	185	GLU
1	F	199	THR

Some sidechains can be flipped to improve hydrogen bonding and reduce clashes. All (5) such sidechains are listed below:

Mol	Chain	Res	Type
1	A	72	GLN
1	B	132	GLN
1	B	188	HIS
1	C	96	ASN
1	D	93	ASN

### 5.3.3 RNA [i](#)

There are no RNA molecules in this entry.

### 5.4 Non-standard residues in protein, DNA, RNA chains [i](#)

There are no non-standard protein/DNA/RNA residues in this entry.

### 5.5 Carbohydrates [i](#)

There are no carbohydrates in this entry.

### 5.6 Ligand geometry [i](#)

4 ligands are modelled in this entry.



In the following table, the Counts columns list the number of bonds (or angles) for which Mogul statistics could be retrieved, the number of bonds (or angles) that are observed in the model and the number of bonds (or angles) that are defined in the Chemical Component Dictionary. The Link column lists molecule types, if any, to which the group is linked. The Z score for a bond length (or angle) is the number of standard deviations the observed value is removed from the expected value. A bond length (or angle) with  $|Z| > 2$  is considered an outlier worth inspection. RMSZ is the root-mean-square of all Z scores of the bond lengths (or angles).

Mol	Type	Chain	Res	Link	Bond lengths			Bond angles		
					Counts	RMSZ	# Z  > 2	Counts	RMSZ	# Z  > 2
2	PLM	A	301	-	14,17,17	0.34	0	13,17,17	0.86	0
2	PLM	C	301	-	14,17,17	0.37	0	13,17,17	0.80	0
2	PLM	B	301	-	14,17,17	0.16	0	13,17,17	1.18	1 (7%)
2	PLM	D	301	-	14,17,17	0.25	0	13,17,17	0.99	0

In the following table, the Chirals column lists the number of chiral outliers, the number of chiral centers analysed, the number of these observed in the model and the number defined in the Chemical Component Dictionary. Similar counts are reported in the Torsion and Rings columns. '-' means no outliers of that kind were identified.

Mol	Type	Chain	Res	Link	Chirals	Torsions	Rings
2	PLM	A	301	-	-	5/13/15/15	-
2	PLM	C	301	-	-	4/13/15/15	-
2	PLM	B	301	-	-	3/13/15/15	-
2	PLM	D	301	-	-	5/13/15/15	-

There are no bond length outliers.

All (1) bond angle outliers are listed below:

Mol	Chain	Res	Type	Atoms	Z	Observed(°)	Ideal(°)
2	B	301	PLM	C9-C8-C7	2.37	126.48	114.42

There are no chirality outliers.

All (17) torsion outliers are listed below:

Mol	Chain	Res	Type	Atoms
2	C	301	PLM	CC-CD-CE-CF
2	A	301	PLM	C2-C3-C4-C5
2	D	301	PLM	CA-CB-CC-CD
2	D	301	PLM	C6-C7-C8-C9
2	B	301	PLM	C5-C6-C7-C8
2	D	301	PLM	C5-C6-C7-C8

*Continued on next page...*

*Continued from previous page...*

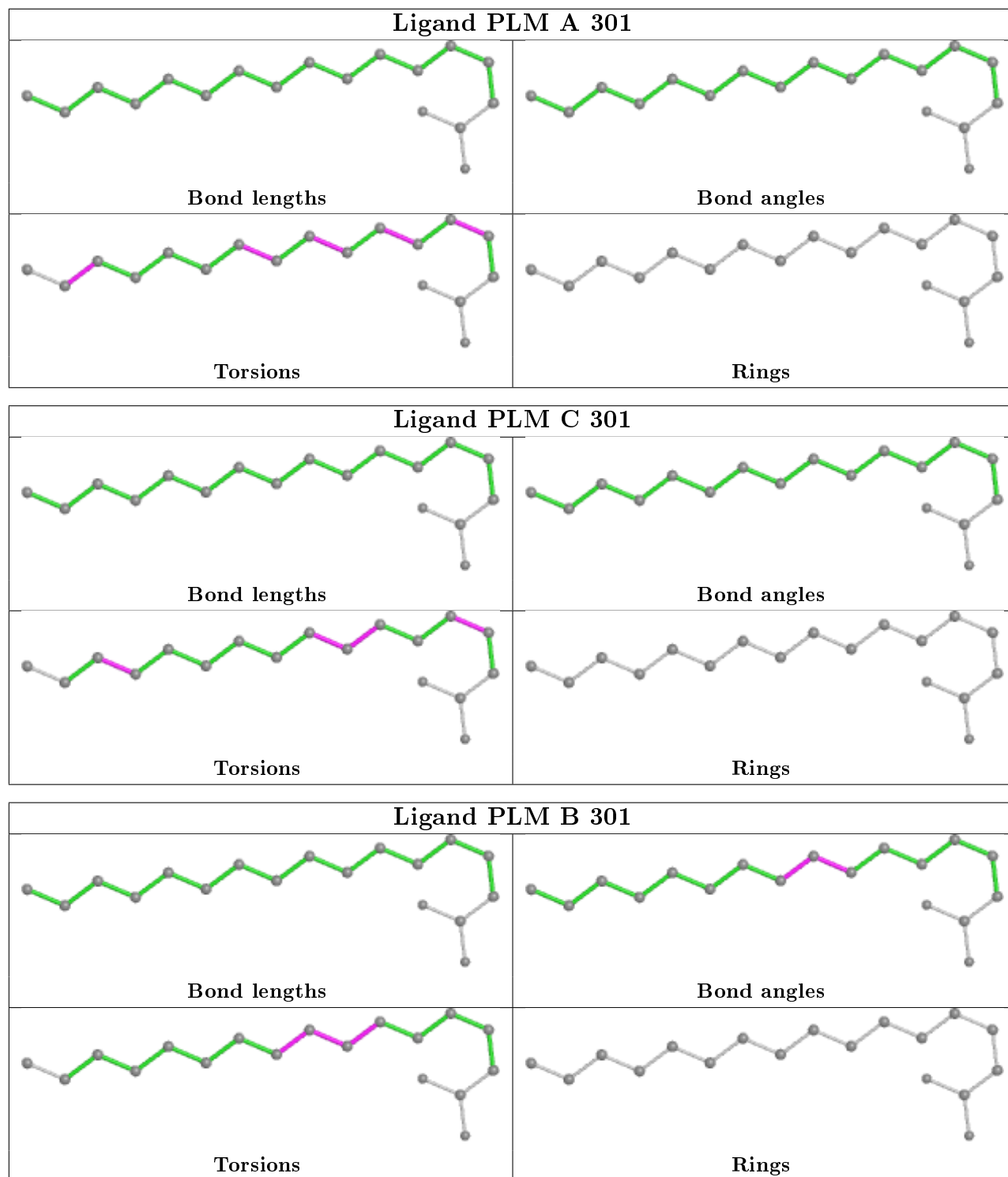
Mol	Chain	Res	Type	Atoms
2	A	301	PLM	C6-C7-C8-C9
2	C	301	PLM	C6-C7-C8-C9
2	D	301	PLM	CC-CD-CE-CF
2	C	301	PLM	C5-C6-C7-C8
2	A	301	PLM	C8-C9-CA-CB
2	D	301	PLM	C9-CA-CB-CC
2	C	301	PLM	C2-C3-C4-C5
2	A	301	PLM	C4-C5-C6-C7
2	A	301	PLM	CD-CE-CF-CG
2	B	301	PLM	C7-C8-C9-CA
2	B	301	PLM	C6-C7-C8-C9

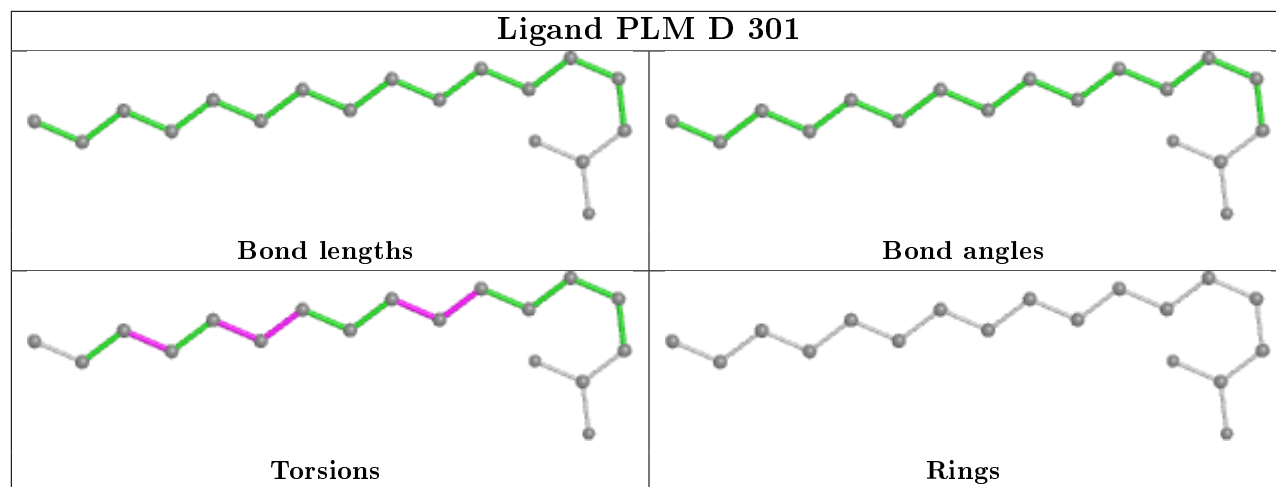
There are no ring outliers.

2 monomers are involved in 6 short contacts:

Mol	Chain	Res	Type	Clashes	Symm-Clashes
2	C	301	PLM	2	0
2	B	301	PLM	4	0

The following is a two-dimensional graphical depiction of Mogul quality analysis of bond lengths, bond angles, torsion angles, and ring geometry for all instances of the Ligand of Interest. In addition, ligands with molecular weight > 250 and outliers as shown on the validation Tables will also be included. For torsion angles, if less than 5% of the Mogul distribution of torsion angles is within 10 degrees of the torsion angle in question, then that torsion angle is considered an outlier. Any bond that is central to one or more torsion angles identified as an outlier by Mogul will be highlighted in the graph. For rings, the root-mean-square deviation (RMSD) between the ring in question and similar rings identified by Mogul is calculated over all ring torsion angles. If the average RMSD is greater than 60 degrees and the minimal RMSD between the ring in question and any Mogul-identified rings is also greater than 60 degrees, then that ring is considered an outlier. The outliers are highlighted in purple. The color gray indicates Mogul did not find sufficient equivalents in the CSD to analyse the geometry.





## 5.7 Other polymers [i](#)

There are no such residues in this entry.

## 5.8 Polymer linkage issues [i](#)

There are no chain breaks in this entry.

## 6 Fit of model and data [i](#)

### 6.1 Protein, DNA and RNA chains [i](#)

In the following table, the column labelled ‘#RSRZ> 2’ contains the number (and percentage) of RSRZ outliers, followed by percent RSRZ outliers for the chain as percentile scores relative to all X-ray entries and entries of similar resolution. The OWAB column contains the minimum, median, 95<sup>th</sup> percentile and maximum values of the occupancy-weighted average B-factor per residue. The column labelled ‘Q< 0.9’ lists the number of (and percentage) of residues with an average occupancy less than 0.9.

Mol	Chain	Analysed	<RSRZ>	#RSRZ>2		OWAB(Å <sup>2</sup> )	Q<0.9	
1	A	195/217 (89%)	-0.41	0	100	100	13, 27, 47, 91	0
1	B	195/217 (89%)	-0.40	0	100	100	16, 36, 60, 79	0
1	C	192/217 (88%)	-0.47	0	100	100	21, 42, 76, 85	0
1	D	196/217 (90%)	-0.42	0	100	100	19, 35, 66, 89	0
1	E	193/217 (88%)	-0.17	4 (2%)	63	48	44, 88, 136, 144	0
1	F	191/217 (88%)	-0.26	1 (0%)	91	83	48, 89, 134, 144	0
All	All	1162/1302 (89%)	-0.35	5 (0%)	92	86	13, 47, 127, 144	0

All (5) RSRZ outliers are listed below:

Mol	Chain	Res	Type	RSRZ
1	E	96	ASN	3.2
1	F	95	GLY	3.1
1	E	95	GLY	2.5
1	E	100	ALA	2.1
1	E	97	PHE	2.0

### 6.2 Non-standard residues in protein, DNA, RNA chains [i](#)

There are no non-standard protein/DNA/RNA residues in this entry.

### 6.3 Carbohydrates [i](#)

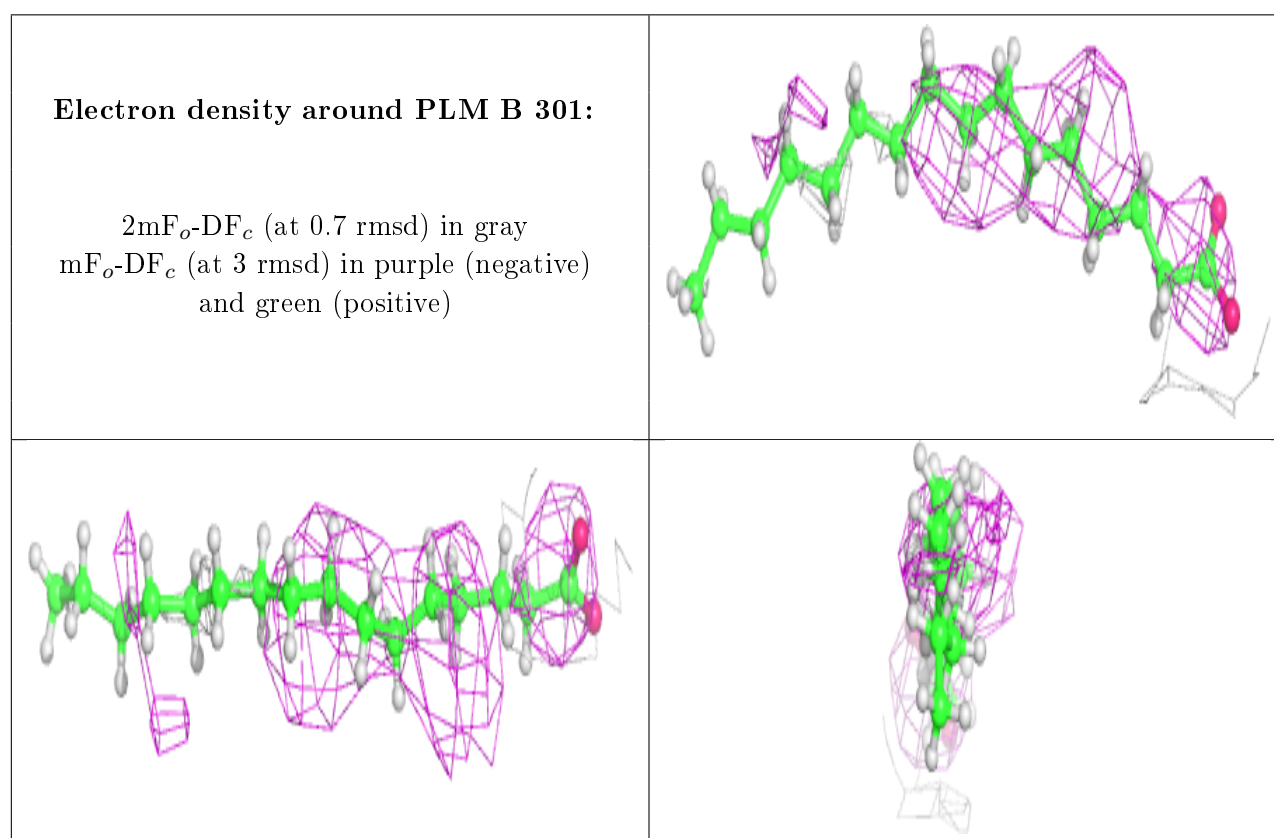
There are no carbohydrates in this entry.

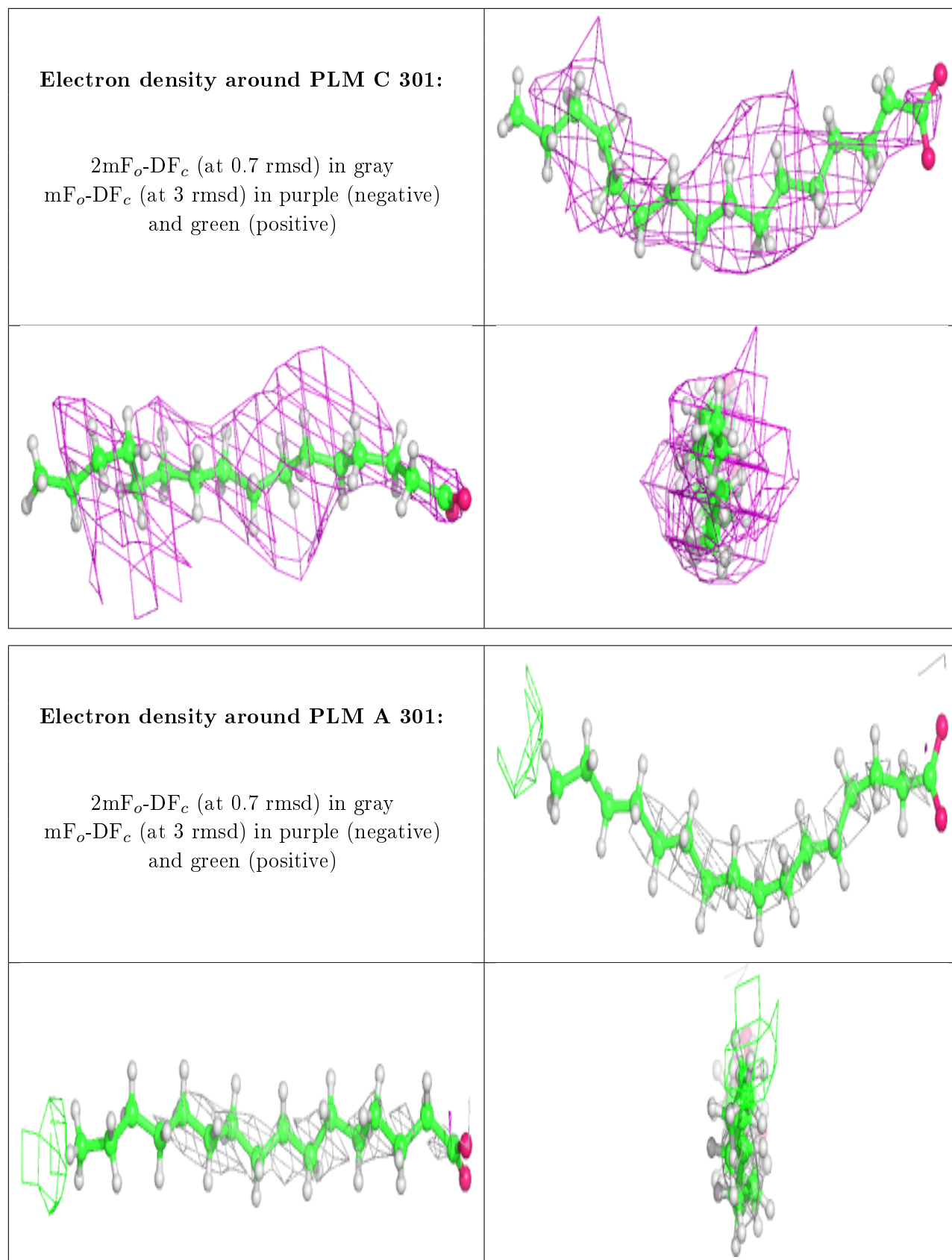
## 6.4 Ligands [i](#)

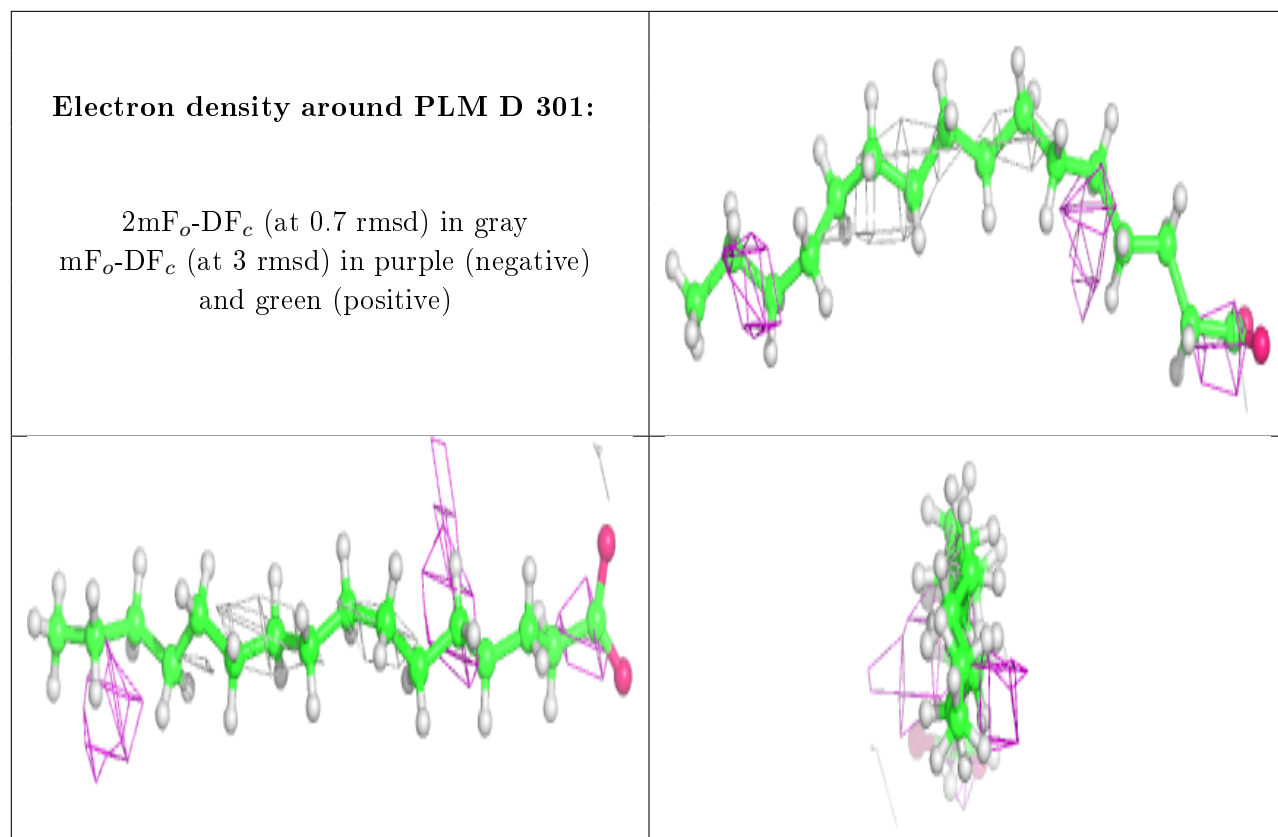
In the following table, the Atoms column lists the number of modelled atoms in the group and the number defined in the chemical component dictionary. The B-factors column lists the minimum, median, 95<sup>th</sup> percentile and maximum values of B factors of atoms in the group. The column labelled 'Q<0.9' lists the number of atoms with occupancy less than 0.9.

Mol	Type	Chain	Res	Atoms	RSCC	RSR	B-factors(Å <sup>2</sup> )	Q<0.9
2	PLM	B	301	18/18	0.87	0.98	13,23,38,39	0
2	PLM	C	301	18/18	0.90	1.44	18,37,70,76	0
2	PLM	A	301	18/18	0.90	0.68	10,16,40,41	0
2	PLM	D	301	18/18	0.91	0.89	15,23,52,56	0

The following is a graphical depiction of the model fit to experimental electron density of all instances of the Ligand of Interest. In addition, ligands with molecular weight > 250 and outliers as shown on the geometry validation Tables will also be included. Each fit is shown from different orientation to approximate a three-dimensional view.







## 6.5 Other polymers [i](#)

There are no such residues in this entry.