



Full wwPDB EM Validation Report ⓘ

Nov 29, 2022 – 12:06 PM EST

PDB ID : 8CYE
EMDB ID : EMD-27076
Title : Cryo-EM asymmetric reconstruction of the EPEC H6 bacterial flagellar filament Normal Waveform
Authors : Kreutzberger, M.A.B.; Chatterjee, S.; Frankel, G.; Egelman, E.H.
Deposited on : 2022-05-23
Resolution : 3.90 Å(reported)

This is a Full wwPDB EM Validation Report for a publicly released PDB entry.

We welcome your comments at validation@mail.wwpdb.org

A user guide is available at

<https://www.wwpdb.org/validation/2017/EMValidationReportHelp>

with specific help available everywhere you see the ⓘ symbol.

The types of validation reports are described at

<http://www.wwpdb.org/validation/2017/FAQs#types>.

The following versions of software and data (see [references ⓘ](#)) were used in the production of this report:

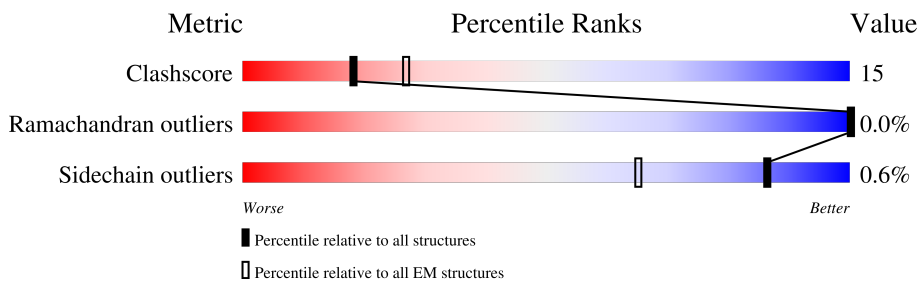
EMDB validation analysis : 0.0.1.dev43
MolProbity : 4.02b-467
Percentile statistics : 20191225.v01 (using entries in the PDB archive December 25th 2019)
MapQ : 1.9.9
Ideal geometry (proteins) : Engh & Huber (2001)
Ideal geometry (DNA, RNA) : Parkinson et al. (1996)
Validation Pipeline (wwPDB-VP) : 2.31.2

1 Overall quality at a glance i

The following experimental techniques were used to determine the structure:
ELECTRON MICROSCOPY

The reported resolution of this entry is 3.90 Å.

Percentile scores (ranging between 0-100) for global validation metrics of the entry are shown in the following graphic. The table shows the number of entries on which the scores are based.






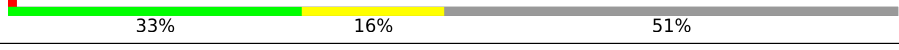










Metric	Whole archive (#Entries)	EM structures (#Entries)
Clashscore	158937	4297
Ramachandran outliers	154571	4023
Sidechain outliers	154315	3826

The table below summarises the geometric issues observed across the polymeric chains and their fit to the map. The red, orange, yellow and green segments of the bar indicate the fraction of residues that contain outliers for ≥ 3 , 2, 1 and 0 types of geometric quality criteria respectively. A grey segment represents the fraction of residues that are not modelled. The numeric value for each fraction is indicated below the corresponding segment, with a dot representing fractions $\leq 5\%$. The upper red bar (where present) indicates the fraction of residues that have poor fit to the EM map (all-atom inclusion $< 40\%$). The numeric value is given above the bar.

Mol	Chain	Length	Quality of chain
1	A	548	
1	B	548	
1	C	548	
1	D	548	
1	E	548	
1	F	548	
1	G	548	
1	H	548	

Continued on next page...

Continued from previous page...

Mol	Chain	Length	Quality of chain
1	I	548	 33% 16% 51%
1	J	548	 36% 12% 51%
1	K	548	 34% 14% 51%
1	L	548	 33% 16% 51%
1	M	548	 35% 14% 51%
1	N	548	 5% 33% 16% 51%
1	O	548	 31% 18% 51%
1	P	548	 6% 33% 16% 51%
1	Q	548	 6% 32% 17% 51%
1	R	548	 33% 16% 51%
1	S	548	 33% 16% 51%
1	T	548	 35% 14% 51%
1	U	548	 37% 12% 51%
1	V	548	 34% 14% 51%

2 Entry composition [i](#)

There is only 1 type of molecule in this entry. The entry contains 44198 atoms, of which 0 are hydrogens and 0 are deuteriums.

In the tables below, the AltConf column contains the number of residues with at least one atom in alternate conformation and the Trace column contains the number of residues modelled with at most 2 atoms.


- Molecule 1 is a protein called Flagellin.

Mol	Chain	Residues	Atoms					AltConf	Trace
			Total	C	N	O	S		
1	B	269	2009	1205	367	435	2	1	0
1	A	269	2009	1205	367	435	2	1	0
1	M	269	2009	1205	367	435	2	1	0
1	C	269	2009	1205	367	435	2	1	0
1	N	269	2009	1205	367	435	2	1	0
1	D	269	2009	1205	367	435	2	1	0
1	O	269	2009	1205	367	435	2	1	0
1	E	269	2009	1205	367	435	2	1	0
1	P	269	2009	1205	367	435	2	1	0
1	F	269	2009	1205	367	435	2	1	0
1	Q	269	2009	1205	367	435	2	1	0
1	G	269	2009	1205	367	435	2	1	0
1	R	269	2009	1205	367	435	2	1	0
1	H	269	2009	1205	367	435	2	1	0
1	S	269	2009	1205	367	435	2	1	0
1	I	269	2009	1205	367	435	2	1	0
1	T	269	2009	1205	367	435	2	1	0


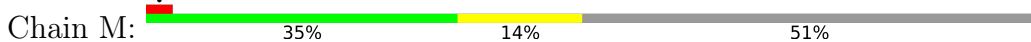
Continued on next page...

Continued from previous page...

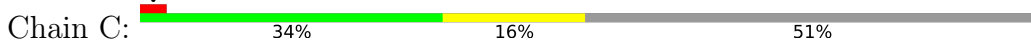
Mol	Chain	Residues	Atoms					AltConf	Trace
			Total	C	N	O	S		
1	J	269	Total 2009	1205	367	435	2	1	0
1	U	269	Total 2009	1205	367	435	2	1	0
1	K	269	Total 2009	1205	367	435	2	1	0
1	V	269	Total 2009	1205	367	435	2	1	0
1	L	269	Total 2009	1205	367	435	2	1	0




• Molecule 1: Flagellin


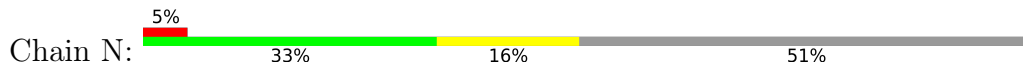


• Molecule 1: Flagellin



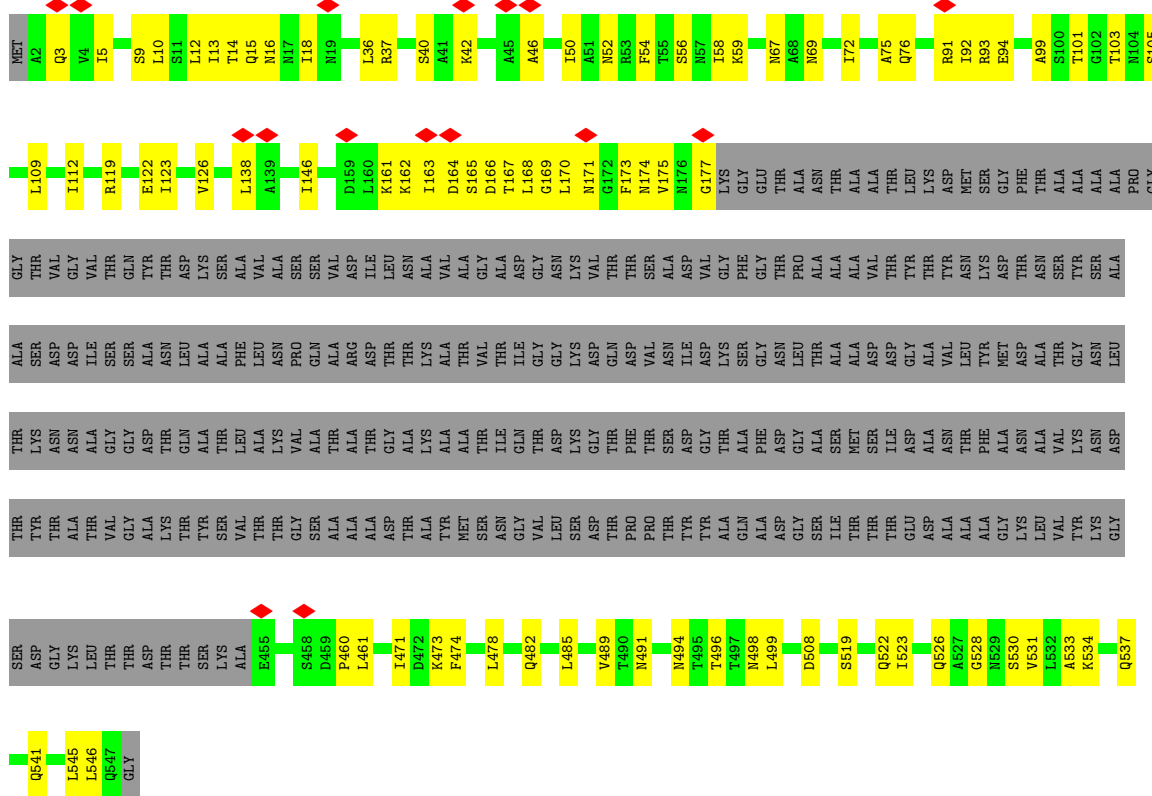
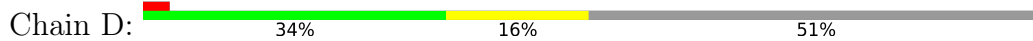


● Molecule 1: Flagellin

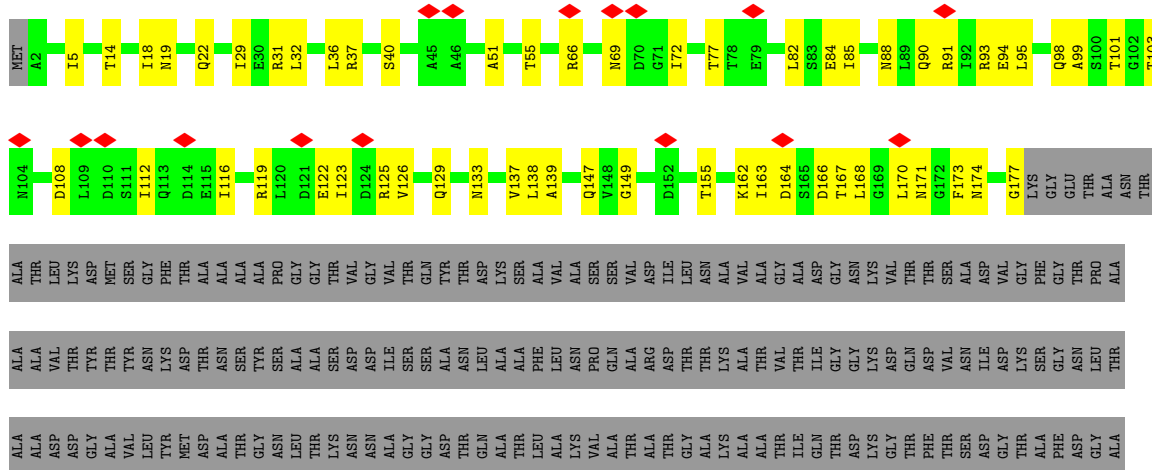
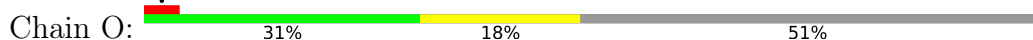


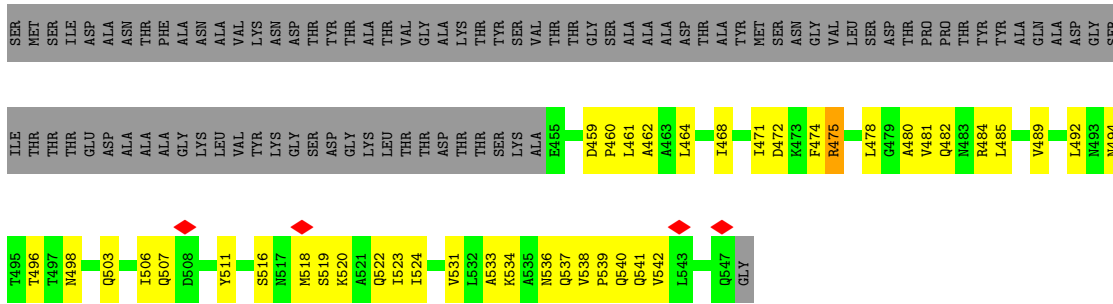


● Molecule 1: Flagellin


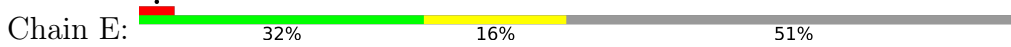


● Molecule 1: Flagellin

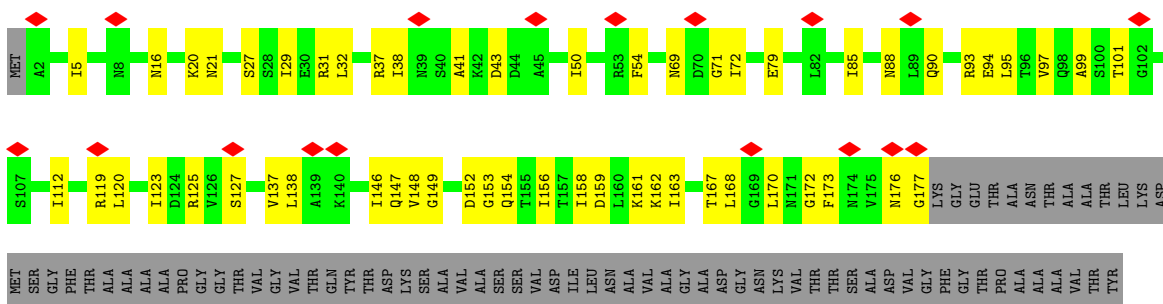
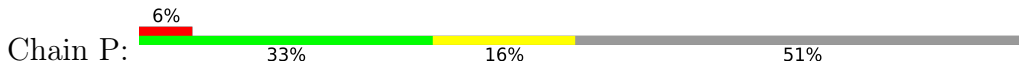


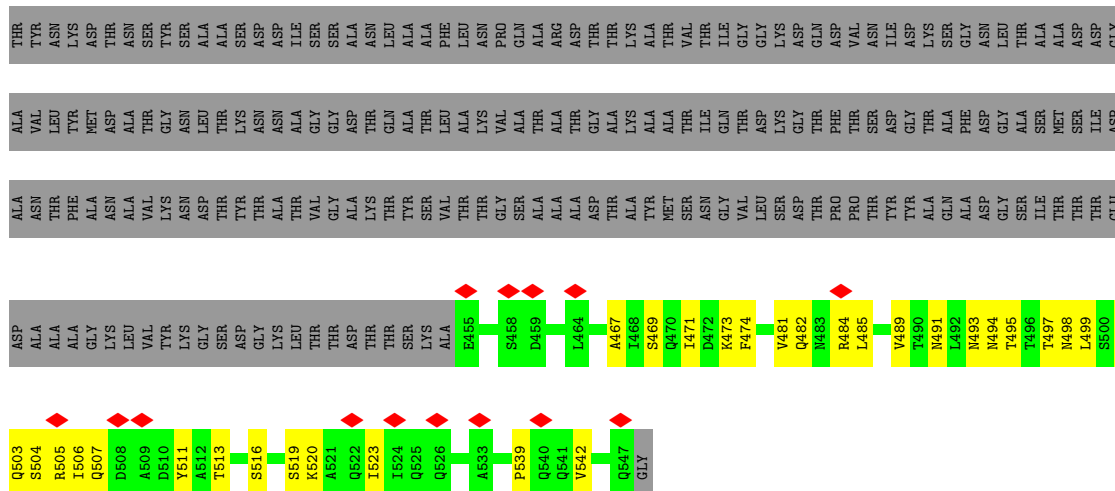


• Molecule 1: Flagellin

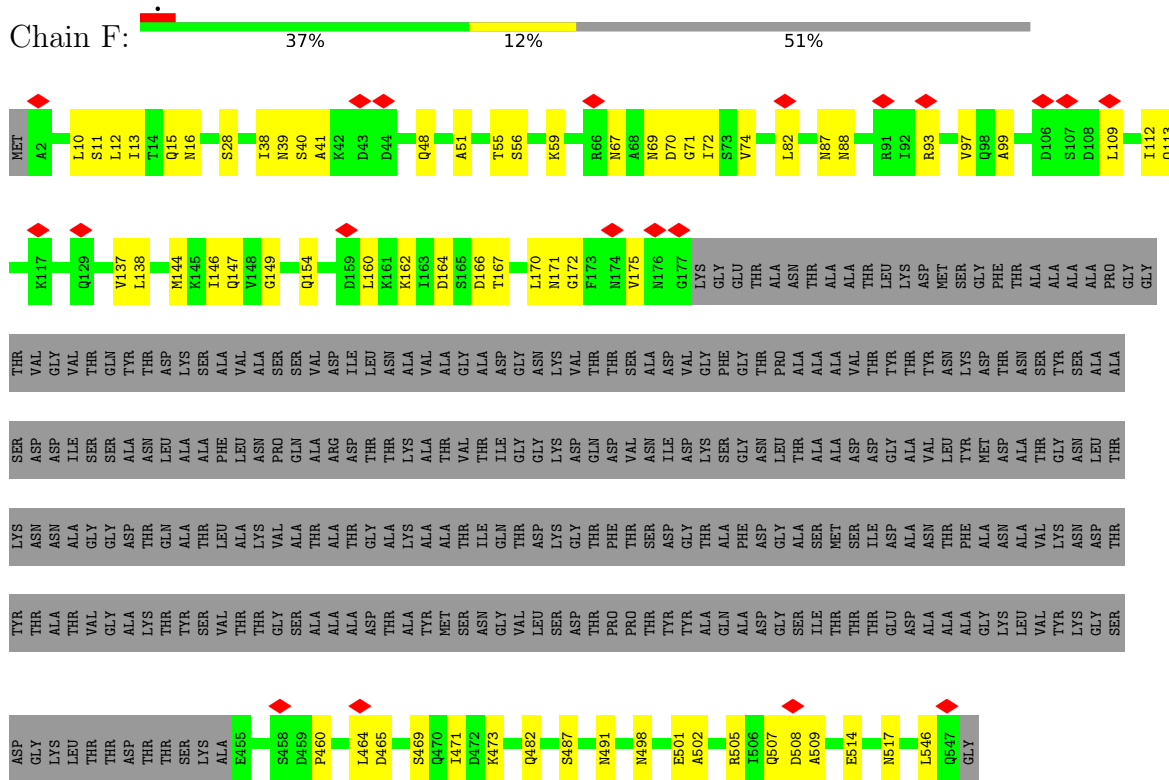


• Molecule 1: Flagellin

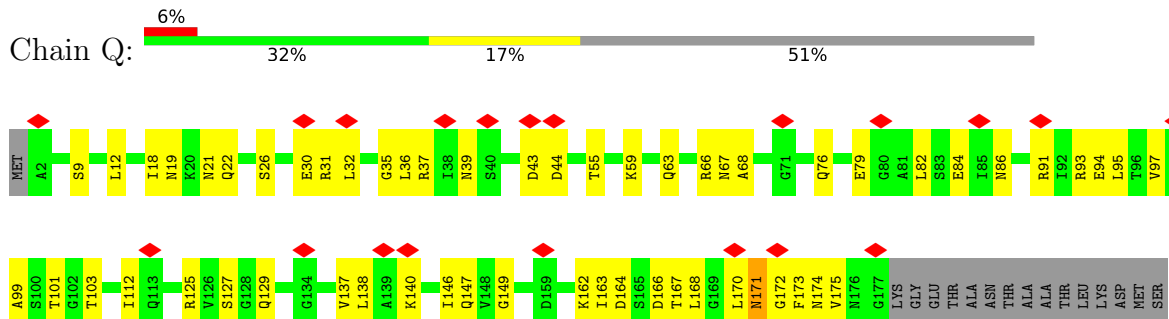





• Molecule 1: Flagellin


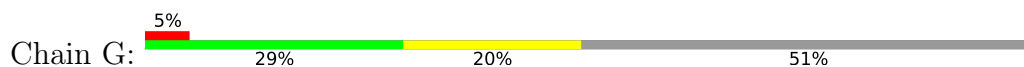


• Molecule 1: Flagellin

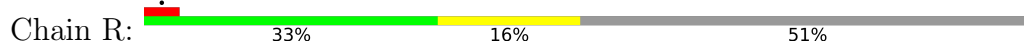


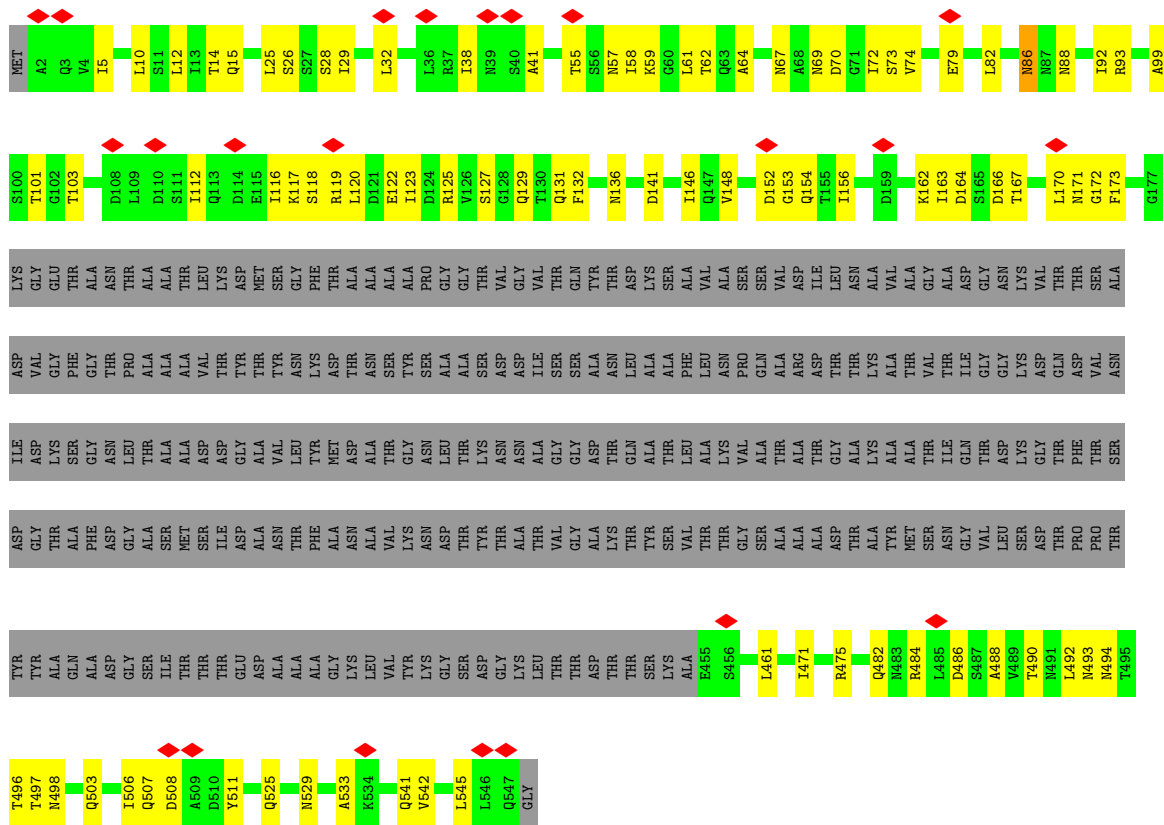


● Molecule 1: Flagellin


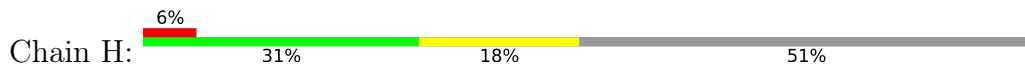


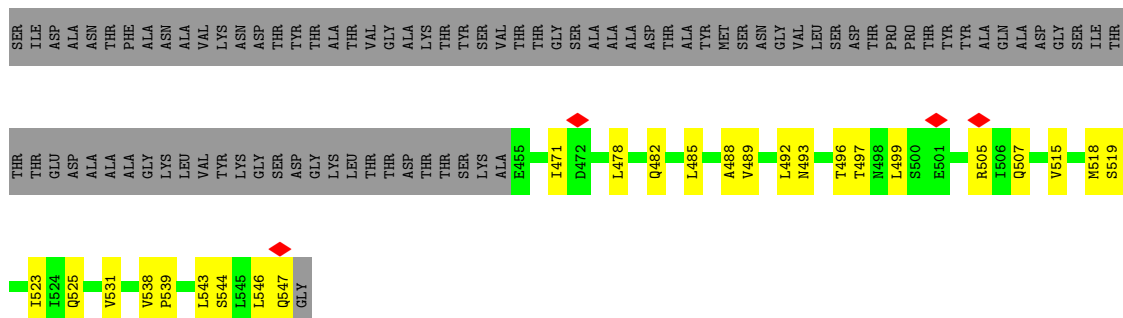
● Molecule 1: Flagellin




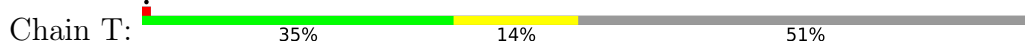


• Molecule 1: Flagellin

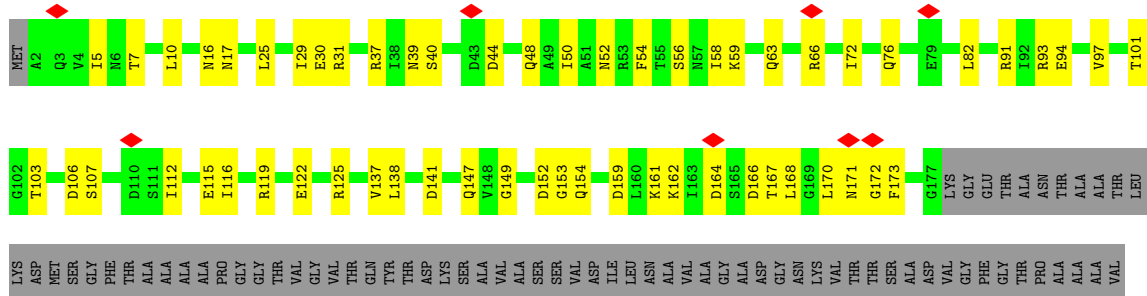
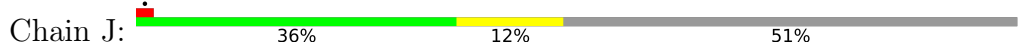


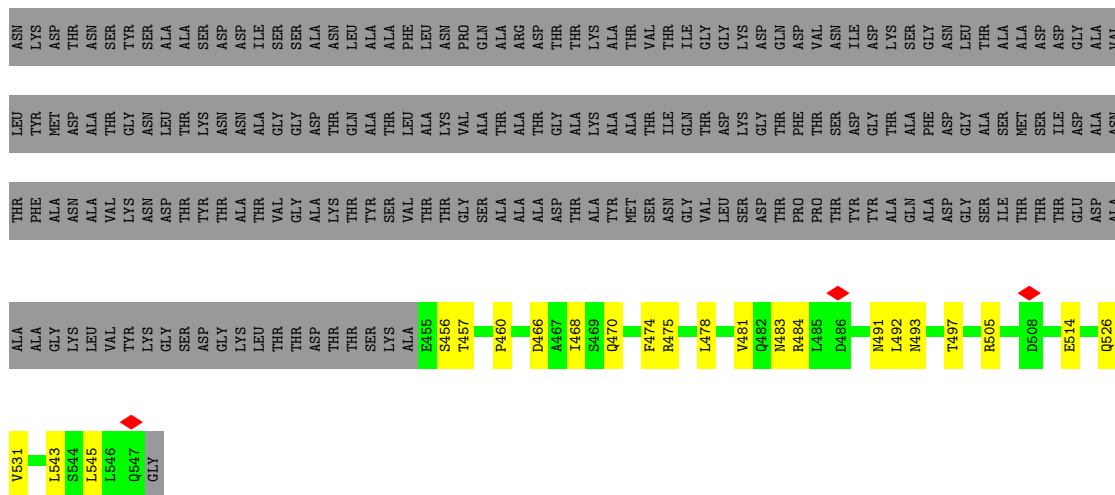


● Molecule 1: Flagellin


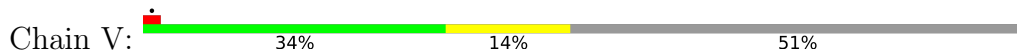


● Molecule 1: Flagellin

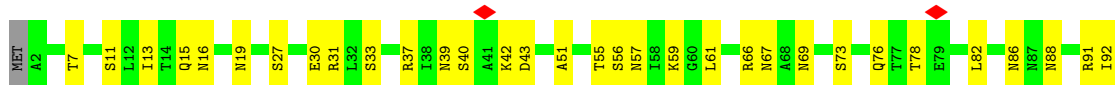
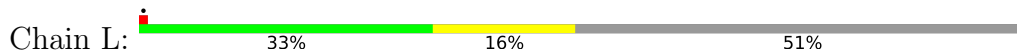


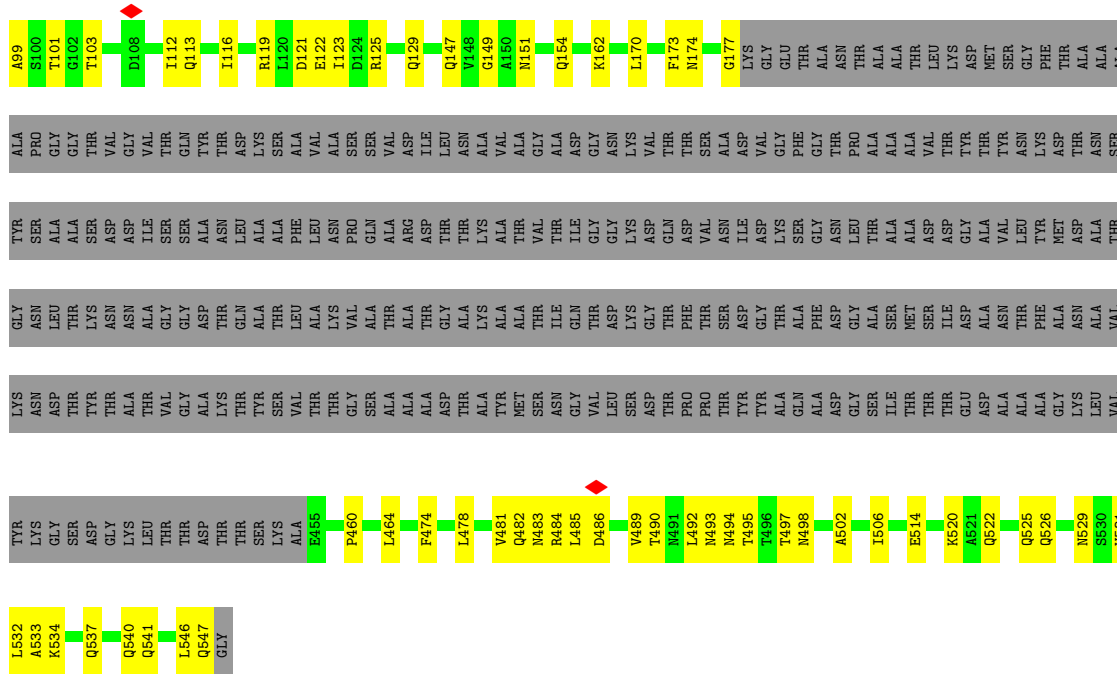


• Molecule 1: Flagellin



• Molecule 1: Flagellin





4 Experimental information

Property	Value	Source
EM reconstruction method	SINGLE PARTICLE	Depositor
Imposed symmetry	POINT, Not provided	
Number of particles used	46895	Depositor
Resolution determination method	FSC 0.33 CUT-OFF	Depositor
CTF correction method	PHASE FLIPPING AND AMPLITUDE CORRECTION	Depositor
Microscope	TFS KRIOS	Depositor
Voltage (kV)	300	Depositor
Electron dose ($e^-/\text{\AA}^2$)	50	Depositor
Minimum defocus (nm)	1200	Depositor
Maximum defocus (nm)	2500	Depositor
Magnification	Not provided	
Image detector	GATAN K3 (6k x 4k)	Depositor
Maximum map value	0.779	Depositor
Minimum map value	-0.474	Depositor
Average map value	0.001	Depositor
Map value standard deviation	0.022	Depositor
Recommended contour level	0.177	Depositor
Map size (Å)	673.92004, 673.92004, 673.92004	wwPDB
Map dimensions	624, 624, 624	wwPDB
Map angles (°)	90.0, 90.0, 90.0	wwPDB
Pixel spacing (Å)	1.08, 1.08, 1.08	Depositor

5 Model quality [i](#)

5.1 Standard geometry [i](#)

The Z score for a bond length (or angle) is the number of standard deviations the observed value is removed from the expected value. A bond length (or angle) with $|Z| > 5$ is considered an outlier worth inspection. RMSZ is the root-mean-square of all Z scores of the bond lengths (or angles).

Mol	Chain	Bond lengths		Bond angles	
		RMSZ	# Z >5	RMSZ	# Z >5
1	A	0.24	0/2014	0.47	0/2724
1	B	0.30	0/2014	0.53	0/2724
1	C	0.25	0/2014	0.51	0/2724
1	D	0.26	0/2014	0.52	0/2724
1	E	0.26	0/2014	0.50	0/2724
1	F	0.25	0/2014	0.48	0/2724
1	G	0.25	0/2014	0.50	0/2724
1	H	0.25	0/2014	0.52	0/2724
1	I	0.25	0/2014	0.48	0/2724
1	J	0.24	0/2014	0.48	0/2724
1	K	0.25	0/2014	0.48	0/2724
1	L	0.26	0/2014	0.50	0/2724
1	M	0.26	0/2014	0.52	0/2724
1	N	0.26	0/2014	0.52	0/2724
1	O	0.26	0/2014	0.50	0/2724
1	P	0.26	0/2014	0.49	0/2724
1	Q	0.26	0/2014	0.51	0/2724
1	R	0.25	0/2014	0.50	0/2724
1	S	0.25	0/2014	0.47	0/2724
1	T	0.25	0/2014	0.48	0/2724
1	U	0.25	0/2014	0.49	0/2724
1	V	0.26	0/2014	0.49	0/2724
All	All	0.26	0/44308	0.50	0/59928

Chiral center outliers are detected by calculating the chiral volume of a chiral center and verifying if the center is modelled as a planar moiety or with the opposite hand. A planarity outlier is detected by checking planarity of atoms in a peptide group, atoms in a mainchain group or atoms of a sidechain that are expected to be planar.

Mol	Chain	#Chirality outliers	#Planarity outliers
1	B	0	1
1	D	0	1
1	E	0	2

Continued on next page...

Continued from previous page...

Mol	Chain	#Chirality outliers	#Planarity outliers
1	H	0	1
1	I	0	1
1	J	0	1
1	L	0	1
1	O	0	1
1	S	0	1
1	T	0	1
1	U	0	1
1	V	0	1
All	All	0	13

There are no bond length outliers.

There are no bond angle outliers.

There are no chirality outliers.

All (13) planarity outliers are listed below:

Mol	Chain	Res	Type	Group
1	B	169	GLY	Peptide
1	D	169	GLY	Peptide
1	E	40	SER	Peptide
1	E	41	ALA	Peptide
1	H	40	SER	Peptide
1	I	41	ALA	Peptide
1	J	40	SER	Peptide
1	L	40	SER	Peptide
1	O	40	SER	Peptide
1	S	40	SER	Peptide
1	T	40	SER	Peptide
1	U	41	ALA	Peptide
1	V	41	ALA	Peptide

5.2 Too-close contacts [i](#)

In the following table, the Non-H and H(model) columns list the number of non-hydrogen atoms and hydrogen atoms in the chain respectively. The H(added) column lists the number of hydrogen atoms added and optimized by MolProbity. The Clashes column lists the number of clashes within the asymmetric unit, whereas Symm-Clashes lists symmetry-related clashes.

Mol	Chain	Non-H	H(model)	H(added)	Clashes	Symm-Clashes
1	A	2009	0	1994	43	0

Continued on next page...

Continued from previous page...

Mol	Chain	Non-H	H(model)	H(added)	Clashes	Symm-Clashes
1	B	2009	0	1994	91	0
1	C	2009	0	1994	69	0
1	D	2009	0	1994	66	0
1	E	2009	0	1994	76	0
1	F	2009	0	1994	55	0
1	G	2009	0	1994	93	0
1	H	2009	0	1994	80	0
1	I	2009	0	1994	72	0
1	J	2009	0	1994	56	0
1	K	2009	0	1994	68	0
1	L	2009	0	1994	80	0
1	M	2009	0	1994	60	0
1	N	2009	0	1994	82	0
1	O	2009	0	1994	88	0
1	P	2009	0	1994	72	0
1	Q	2009	0	1994	73	0
1	R	2009	0	1994	76	0
1	S	2009	0	1994	66	0
1	T	2009	0	1994	67	0
1	U	2009	0	1994	58	0
1	V	2009	0	1994	60	0
All	All	44198	0	43868	1299	0

The all-atom clashscore is defined as the number of clashes found per 1000 atoms (including hydrogen atoms). The all-atom clashscore for this structure is 15.

All (1299) close contacts within the same asymmetric unit are listed below, sorted by their clash magnitude.

Atom-1	Atom-2	Interatomic distance (Å)	Clash overlap (Å)
1:B:32:LEU:HD22	1:L:531:VAL:CG2	1.66	1.24
1:B:32:LEU:HD22	1:L:531:VAL:HG21	1.28	1.14
1:K:83:SER:HA	1:K:475:ARG:HH22	1.35	0.90
1:A:505:ARG:HD3	1:C:69:ASN:HB3	1.53	0.88
1:B:32:LEU:CD2	1:L:531:VAL:HG21	2.04	0.87
1:M:166:ASP:HB3	1:M:171:ASN:HD22	1.36	0.87
1:B:42:LYS:O	1:B:42:LYS:NZ	2.08	0.87
1:T:147:GLN:NE2	1:T:149:GLY:O	2.10	0.85
1:G:31:ARG:HH21	1:G:37:ARG:HB2	1.42	0.85
1:C:147:GLN:NE2	1:C:149:GLY:O	2.11	0.84
1:B:32:LEU:CD2	1:L:531:VAL:CG2	2.53	0.83
1:K:505:ARG:HH21	1:L:69:ASN:HD22	1.25	0.83

Continued on next page...

Continued from previous page...

Atom-1	Atom-2	Interatomic distance (Å)	Clash overlap (Å)
1:N:99:ALA:HB2	1:N:112:ILE:HG21	1.62	0.82
1:S:508:ASP:HB2	1:I:4:VAL:HG11	1.62	0.81
1:K:484:ARG:HH12	1:L:121:ASP:HB3	1.45	0.81
1:K:95:LEU:HD11	1:K:116:ILE:HD11	1.62	0.81
1:B:518:MET:SD	1:L:534:LYS:NZ	2.53	0.81
1:M:520:LYS:NZ	1:N:6:ASN:O	2.12	0.81
1:G:520:LYS:NZ	1:H:5:ILE:O	2.15	0.80
1:V:497:THR:HG21	1:L:16:ASN:HD21	1.47	0.80
1:M:518:MET:SD	1:M:522:GLN:NE2	2.56	0.79
1:G:156:ILE:HD11	1:R:125:ARG:HH12	1.49	0.78
1:I:95:LEU:HD11	1:I:116:ILE:HD11	1.65	0.78
1:U:523:ILE:HD11	1:L:540:GLN:HG3	1.65	0.78
1:I:147:GLN:NE2	1:I:149:GLY:O	2.16	0.78
1:B:166:ASP:HB2	1:B:171:ASN:HD22	1.49	0.77
1:B:32:LEU:HD22	1:L:531:VAL:HG23	1.62	0.77
1:O:147:GLN:NE2	1:O:149:GLY:O	2.17	0.77
1:R:482:GLN:OE1	1:H:42:LYS:NZ	2.17	0.77
1:S:147:GLN:NE2	1:S:149:GLY:O	2.17	0.77
1:B:36:LEU:O	1:B:36:LEU:HD12	1.85	0.76
1:E:10:LEU:HD21	1:P:29:ILE:HG21	1.68	0.76
1:N:10:LEU:HD21	1:O:29:ILE:HG21	1.68	0.76
1:H:506:ILE:O	1:I:66:ARG:NH2	2.19	0.75
1:R:166:ASP:OD1	1:R:171:ASN:ND2	2.20	0.75
1:E:147:GLN:NE2	1:E:149:GLY:O	2.19	0.75
1:T:137:VAL:HG23	1:T:138:LEU:HG	1.69	0.74
1:T:490:THR:O	1:T:494:ASN:ND2	2.19	0.74
1:O:173:PHE:HE1	1:O:460:PRO:HB3	1.51	0.74
1:V:162:LYS:NZ	1:V:164:ASP:OD2	2.21	0.74
1:N:166:ASP:OD1	1:N:171:ASN:ND2	2.21	0.74
1:S:511:TYR:HE2	1:I:5:ILE:H	1.36	0.73
1:F:491:ASN:ND2	1:G:84:GLU:OE1	2.21	0.73
1:N:164:ASP:OD1	1:N:165:SER:N	2.22	0.73
1:M:38[B]:ILE:HG23	1:M:41:ALA:HB2	1.69	0.73
1:L:147:GLN:NE2	1:L:149:GLY:O	2.22	0.73
1:M:38[A]:ILE:HG23	1:M:41:ALA:HB2	1.70	0.73
1:A:147:GLN:HG2	1:A:155:THR:HG22	1.69	0.72
1:N:538:VAL:O	1:N:541:GLN:NE2	2.22	0.72
1:F:147:GLN:NE2	1:F:149:GLY:O	2.22	0.72
1:O:538:VAL:O	1:O:541:GLN:NE2	2.22	0.72
1:A:501:GLU:OE2	1:A:505:ARG:NH2	2.20	0.72
1:N:145:LYS:HB3	1:N:155:THR:HG21	1.71	0.72

Continued on next page...

Continued from previous page...

Atom-1	Atom-2	Interatomic distance (Å)	Clash overlap (Å)
1:P:99:ALA:HB2	1:P:112:ILE:HG21	1.72	0.71
1:E:162:LYS:NZ	1:E:164:ASP:OD2	2.23	0.71
1:L:31:ARG:NH1	1:L:37:ARG:O	2.24	0.71
1:B:99:ALA:HB2	1:B:112:ILE:HG21	1.72	0.71
1:G:484:ARG:HD2	1:R:118:SER:HB2	1.72	0.71
1:I:492:LEU:O	1:I:496:THR:HG23	1.91	0.71
1:I:544:SER:HA	1:I:547:GLN:HE21	1.56	0.71
1:U:116:ILE:HG21	1:U:173:PHE:HD2	1.55	0.71
1:Q:101:THR:HG23	1:G:146:ILE:HA	1.72	0.70
1:D:163:ILE:HG23	1:D:168:LEU:HD11	1.73	0.70
1:B:162:LYS:NZ	1:B:164:ASP:OD2	2.25	0.70
1:N:497:THR:HG21	1:D:16:ASN:HD22	1.57	0.70
1:G:27:SER:O	1:G:31:ARG:HG3	1.90	0.70
1:Q:9:SER:HA	1:Q:12:LEU:HD12	1.72	0.70
1:B:129:GLN:OE1	1:L:151:ASN:ND2	2.25	0.70
1:C:63:GLN:NE2	1:C:67:ASN:OD1	2.25	0.69
1:Q:18:ILE:HG22	1:Q:22:GLN:HE22	1.56	0.69
1:B:90:GLN:NE2	1:A:56:SER:OG	2.25	0.69
1:P:137:VAL:HG23	1:P:138:LEU:HG	1.73	0.69
1:J:31:ARG:NH1	1:J:37:ARG:O	2.25	0.69
1:N:50:ILE:HD12	1:O:133:ASN:HD21	1.57	0.69
1:D:164:ASP:OD1	1:D:165:SER:N	2.25	0.69
1:O:90:GLN:NE2	1:E:55:THR:OG1	2.26	0.69
1:C:115:GLU:OE2	1:C:119:ARG:NH2	2.26	0.69
1:D:15:GLN:HA	1:D:18:ILE:HD12	1.75	0.69
1:P:168:LEU:HD23	1:P:467:ALA:HB1	1.75	0.69
1:V:497:THR:HG21	1:L:16:ASN:ND2	2.07	0.69
1:G:58:ILE:HG23	1:G:496:THR:HG23	1.74	0.69
1:I:3:GLN:HG3	1:I:4:VAL:H	1.58	0.68
1:O:523:ILE:HG13	1:P:539:PRO:HB2	1.74	0.68
1:G:18:ILE:HG22	1:G:22:GLN:HE22	1.58	0.68
1:E:538:VAL:O	1:E:541:GLN:NE2	2.26	0.68
1:D:58:ILE:HG23	1:D:496:THR:HG23	1.76	0.68
1:K:92:ILE:HG23	1:K:116:ILE:HD12	1.74	0.68
1:P:95:LEU:HD11	1:P:112:ILE:HG12	1.76	0.68
1:G:174:ASN:HB3	1:G:456:SER:HA	1.76	0.68
1:T:94:GLU:OE2	1:J:63:GLN:NE2	2.26	0.68
1:D:170:LEU:HD12	1:D:171:ASN:N	2.09	0.67
1:O:94:GLU:HB3	1:E:59:LYS:HZ2	1.58	0.67
1:Q:147:GLN:NE2	1:Q:149:GLY:O	2.28	0.67
1:K:3:GLN:NE2	1:L:19:ASN:OD1	2.27	0.67

Continued on next page...

Continued from previous page...

Atom-1	Atom-2	Interatomic distance (Å)	Clash overlap (Å)
1:K:15:GLN:O	1:K:19:ASN:ND2	2.26	0.67
1:V:137:VAL:HG23	1:V:138:LEU:HG	1.75	0.67
1:B:163:ILE:HG23	1:B:168:LEU:HD11	1.76	0.67
1:B:37:ARG:HB2	1:B:508:ASP:O	1.95	0.67
1:O:533:ALA:O	1:O:537:GLN:NE2	2.28	0.67
1:I:505:ARG:NH2	1:T:76:GLN:OE1	2.27	0.67
1:K:82:LEU:HD21	1:K:474:PHE:HD2	1.61	0.66
1:O:163:ILE:HG23	1:O:168:LEU:HD21	1.78	0.66
1:B:88:ASN:OD1	1:B:119:ARG:NH1	2.27	0.66
1:R:525:GLN:NE2	1:R:529:ASN:OD1	2.28	0.66
1:H:151:ASN:ND2	1:I:129:GLN:OE1	2.28	0.66
1:J:542:VAL:HA	1:J:545:LEU:HD12	1.78	0.66
1:B:44:ASP:OD2	1:B:44:ASP:N	2.27	0.66
1:Q:93:ARG:HE	1:Q:461:LEU:HD22	1.61	0.66
1:R:506:ILE:O	1:S:66:ARG:NH2	2.28	0.66
1:V:543:LEU:HD23	1:V:546:LEU:HD12	1.78	0.66
1:C:156:ILE:HG23	1:C:484:ARG:HD3	1.78	0.65
1:P:88:ASN:OD1	1:P:119:ARG:NH1	2.29	0.65
1:H:113:GLN:HE22	1:H:174:ASN:HA	1.61	0.65
1:N:67:ASN:HD22	1:N:147:GLN:HB3	1.60	0.65
1:A:505:ARG:NH1	1:C:73:SER:OG	2.30	0.65
1:M:490:THR:O	1:M:494:ASN:ND2	2.28	0.65
1:N:90:GLN:NE2	1:D:56:SER:OG	2.29	0.65
1:G:505:ARG:NH1	1:R:73:SER:OG	2.30	0.65
1:B:79:GLU:OE1	1:B:482:GLN:NE2	2.30	0.65
1:S:88:ASN:OD1	1:S:119:ARG:NH1	2.30	0.65
1:K:174:ASN:H	1:K:457:THR:HG23	1.62	0.65
1:T:31:ARG:HH11	1:T:37:ARG:HB2	1.62	0.64
1:N:490:THR:O	1:N:494:ASN:ND2	2.30	0.64
1:P:523:ILE:HD12	1:G:543:LEU:HD21	1.78	0.64
1:I:84:GLU:O	1:I:88:ASN:ND2	2.31	0.64
1:T:94:GLU:HG3	1:J:59:LYS:HE2	1.79	0.64
1:G:110:ASP:OD2	1:G:176:ASN:ND2	2.30	0.64
1:H:80:GLY:O	1:H:83:SER:OG	2.11	0.64
1:M:14:THR:O	1:M:18:ILE:HG13	1.98	0.64
1:D:75:ALA:HB1	1:D:482:GLN:HE21	1.62	0.64
1:G:92:ILE:O	1:G:96:THR:HG23	1.98	0.64
1:H:505:ARG:NH1	1:I:73:SER:OG	2.31	0.64
1:T:163:ILE:HG23	1:T:168:LEU:HD11	1.80	0.64
1:V:120:LEU:HD11	1:V:173:PHE:HD2	1.61	0.64
1:S:99:ALA:HB2	1:S:112:ILE:HG21	1.79	0.64

Continued on next page...

Continued from previous page...

Atom-1	Atom-2	Interatomic distance (Å)	Clash overlap (Å)
1:S:168:LEU:HD23	1:S:467:ALA:HB1	1.79	0.64
1:V:91:ARG:NH2	1:V:94:GLU:OE1	2.31	0.64
1:V:101:THR:OG1	1:L:67:ASN:ND2	2.31	0.63
1:P:101:THR:HB	1:F:67:ASN:HD21	1.64	0.63
1:Q:140:LYS:HA	1:Q:162:LYS:HE3	1.80	0.63
1:T:525:GLN:O	1:T:529:ASN:ND2	2.32	0.63
1:P:497:THR:HG21	1:F:16:ASN:HD21	1.63	0.63
1:T:64:ALA:HB1	1:T:148:VAL:HA	1.80	0.63
1:T:88:ASN:ND2	1:T:122:GLU:OE1	2.31	0.63
1:E:163:ILE:HG23	1:E:168:LEU:HD11	1.81	0.63
1:S:79:GLU:OE1	1:S:482:GLN:NE2	2.32	0.63
1:E:537:GLN:O	1:E:540:GLN:NE2	2.32	0.63
1:G:82:LEU:HG	1:G:471:ILE:HD11	1.80	0.63
1:H:170:LEU:HD13	1:H:173:PHE:HB2	1.81	0.63
1:S:510:ASP:H	1:I:4:VAL:HG12	1.63	0.63
1:V:14:THR:O	1:V:18:ILE:HG13	1.98	0.63
1:D:162:LYS:NZ	1:D:167:THR:OG1	2.23	0.63
1:I:154:GLN:NE2	1:T:129:GLN:OE1	2.31	0.63
1:N:173:PHE:HE1	1:N:460:PRO:HB3	1.63	0.62
1:D:119:ARG:O	1:D:123:ILE:HG12	1.99	0.62
1:V:38[A]:ILE:HG23	1:V:41:ALA:HB2	1.80	0.62
1:V:38[B]:ILE:HG23	1:V:41:ALA:HB2	1.80	0.62
1:B:32:LEU:CD2	1:L:531:VAL:HB	2.29	0.62
1:K:86:ASN:HB2	1:K:475:ARG:HH21	1.64	0.62
1:L:31:ARG:NH1	1:L:43:ASP:OD2	2.23	0.62
1:R:101:THR:HG23	1:H:146:ILE:HA	1.81	0.62
1:H:158:ILE:HG12	1:H:481:VAL:HG21	1.82	0.62
1:M:98:GLN:NE2	1:C:63:GLN:OE1	2.28	0.62
1:R:497:THR:HG21	1:H:16:ASN:HD21	1.65	0.62
1:V:493:ASN:O	1:V:497:THR:HG23	2.00	0.62
1:E:112:ILE:O	1:E:116:ILE:HG12	1.99	0.62
1:P:138:LEU:HD22	1:P:163:ILE:HD12	1.81	0.62
1:G:147:GLN:NE2	1:G:149:GLY:O	2.27	0.62
1:J:44:ASP:OD1	1:U:91:ARG:NH2	2.32	0.62
1:J:487:SER:OG	1:K:84:GLU:OE1	2.18	0.62
1:N:101:THR:HG22	1:N:103:THR:H	1.65	0.62
1:Q:497:THR:HG21	1:G:16:ASN:HD21	1.64	0.62
1:J:137:VAL:HG23	1:J:138:LEU:HG	1.81	0.62
1:K:483:ASN:HB3	1:L:119:ARG:HH12	1.65	0.62
1:F:38[A]:ILE:HG23	1:F:41:ALA:HB2	1.82	0.62
1:G:166:ASP:HA	1:G:171:ASN:HB2	1.81	0.62

Continued on next page...

Continued from previous page...

Atom-1	Atom-2	Interatomic distance (Å)	Clash overlap (Å)
1:F:38[B]:ILE:HG23	1:F:41:ALA:HB2	1.82	0.62
1:G:101:THR:O	1:G:104:ASN:ND2	2.33	0.62
1:T:542:VAL:HA	1:T:545:LEU:HD12	1.82	0.62
1:N:101:THR:OG1	1:D:67:ASN:ND2	2.26	0.62
1:S:9:SER:HA	1:S:12:LEU:HD12	1.81	0.62
1:J:106:ASP:OD1	1:J:107:SER:N	2.32	0.62
1:V:110:ASP:OD1	1:V:176:ASN:ND2	2.32	0.62
1:T:90:GLN:OE1	1:J:56:SER:OG	2.16	0.61
1:N:94:GLU:OE1	1:D:59:LYS:HB3	2.01	0.61
1:B:523:ILE:HG23	1:C:543:LEU:HD11	1.83	0.61
1:M:89:LEU:HA	1:M:92:ILE:HD12	1.81	0.61
1:O:531:VAL:HA	1:O:534:LYS:HE2	1.83	0.61
1:M:137:VAL:HG23	1:M:138:LEU:HG	1.81	0.61
1:D:54:PHE:HE1	1:D:499:LEU:HD22	1.65	0.61
1:H:170:LEU:HD12	1:H:171:ASN:N	2.15	0.61
1:B:534:LYS:NZ	1:M:29:ILE:HG12	2.15	0.61
1:V:92:ILE:HD12	1:V:116:ILE:HG23	1.82	0.61
1:R:494:ASN:O	1:R:498:ASN:ND2	2.34	0.61
1:H:170:LEU:HD12	1:H:171:ASN:H	1.65	0.60
1:A:99:ALA:HB2	1:A:112:ILE:HG21	1.82	0.60
1:M:90:GLN:OE1	1:C:56:SER:OG	2.19	0.60
1:C:541:GLN:OE1	1:N:529:ASN:ND2	2.15	0.60
1:I:159:ASP:OD2	1:I:161:LYS:NZ	2.34	0.60
1:C:68:ALA:HB2	1:C:148:VAL:HG12	1.84	0.60
1:G:480:ALA:O	1:G:484:ARG:HG3	2.01	0.60
1:R:120:LEU:HD23	1:R:123:ILE:HD12	1.83	0.60
1:B:166:ASP:HA	1:B:171:ASN:HB2	1.83	0.60
1:E:154:GLN:HE22	1:P:125:ARG:HG3	1.65	0.60
1:P:94:GLU:HB2	1:F:59:LYS:CE	2.31	0.60
1:I:91:ARG:HE	1:I:95:LEU:HD23	1.67	0.60
1:V:101:THR:HG22	1:V:103:THR:H	1.66	0.60
1:N:137:VAL:HG23	1:N:138:LEU:HD13	1.84	0.60
1:U:93:ARG:HE	1:K:56:SER:HG	1.50	0.60
1:U:112:ILE:O	1:U:116:ILE:HD12	2.02	0.60
1:U:163:ILE:HG23	1:U:168:LEU:HD11	1.84	0.60
1:M:119:ARG:O	1:M:123:ILE:HD12	2.00	0.60
1:O:51:ALA:HB1	1:O:503:GLN:HE22	1.66	0.60
1:I:31:ARG:NH2	1:I:37:ARG:HG3	2.17	0.60
1:N:174:ASN:ND2	1:N:177:GLY:O	2.34	0.60
1:B:534:LYS:HZ2	1:M:29:ILE:HG12	1.67	0.60
1:P:163:ILE:HG23	1:P:168:LEU:HD11	1.83	0.60

Continued on next page...

Continued from previous page...

Atom-1	Atom-2	Interatomic distance (Å)	Clash overlap (Å)
1:B:170:LEU:HD13	1:B:173:PHE:CD2	2.37	0.60
1:I:31:ARG:HH22	1:I:37:ARG:HG3	1.66	0.60
1:F:113:GLN:HE21	1:F:175:VAL:HG22	1.66	0.59
1:L:88:ASN:HB3	1:L:123:ILE:HD11	1.84	0.59
1:C:14:THR:O	1:C:18:ILE:HG12	2.02	0.59
1:O:472:ASP:OD1	1:E:52:ASN:ND2	2.33	0.59
1:S:86:ASN:HD21	1:I:52:ASN:ND2	2.00	0.59
1:B:32:LEU:CD2	1:L:531:VAL:CB	2.80	0.59
1:F:162:LYS:NZ	1:F:167:THR:OG1	2.35	0.59
1:V:166:ASP:HA	1:V:171:ASN:HB2	1.83	0.59
1:Q:63:GLN:NE2	1:Q:67:ASN:OD1	2.35	0.59
1:G:68:ALA:HB1	1:G:485:LEU:HD12	1.84	0.59
1:F:10:LEU:HD21	1:G:29:ILE:HD13	1.85	0.59
1:J:93:ARG:HH12	1:J:461:LEU:HD13	1.67	0.59
1:K:147:GLN:NE2	1:K:149:GLY:O	2.29	0.59
1:C:166:ASP:OD1	1:C:171:ASN:ND2	2.36	0.59
1:Q:37:ARG:NH2	1:Q:506:ILE:O	2.36	0.59
1:K:151:ASN:H	1:K:154:GLN:NE2	2.00	0.59
1:G:158:ILE:HG12	1:G:481:VAL:HG21	1.84	0.59
1:H:95:LEU:HD11	1:H:116:ILE:HD11	1.85	0.59
1:V:525:GLN:O	1:V:529:ASN:ND2	2.36	0.59
1:S:85:ILE:HG23	1:S:123:ILE:HD12	1.85	0.59
1:U:510:ASP:HA	1:K:3:GLN:HB3	1.85	0.59
1:B:484:ARG:HG2	1:M:122:GLU:OE2	2.03	0.58
1:Q:19:ASN:HA	1:Q:22:GLN:OE1	2.03	0.58
1:K:82:LEU:HD21	1:K:474:PHE:CD2	2.38	0.58
1:D:9:SER:O	1:D:13:ILE:HG13	2.02	0.58
1:B:493:ASN:HA	1:B:496:THR:HG22	1.85	0.58
1:C:478:LEU:O	1:C:481:VAL:HG22	2.03	0.58
1:Q:26:SER:O	1:Q:30:GLU:HG2	2.03	0.58
1:Q:127:SER:OG	1:Q:163:ILE:O	2.18	0.58
1:R:12:LEU:HA	1:R:15:GLN:HE21	1.68	0.58
1:J:122:GLU:OE2	1:J:125:ARG:NH2	2.37	0.58
1:L:91:ARG:HG2	1:L:119:ARG:HH21	1.67	0.58
1:B:143:SER:OG	1:B:157:THR:OG1	2.22	0.58
1:N:101:THR:HG23	1:D:146:ILE:HA	1.85	0.58
1:G:170:LEU:HD12	1:G:170:LEU:H	1.68	0.58
1:H:469:SER:O	1:H:473:LYS:HG3	2.03	0.58
1:I:10:LEU:HD13	1:T:29:ILE:HG21	1.84	0.58
1:J:491:ASN:C	1:J:491:ASN:HD22	2.06	0.58
1:N:170:LEU:HG	1:N:171:ASN:H	1.69	0.58

Continued on next page...

Continued from previous page...

Atom-1	Atom-2	Interatomic distance (Å)	Clash overlap (Å)
1:D:138:LEU:HD22	1:D:163:ILE:HD13	1.85	0.58
1:E:537:GLN:HA	1:E:540:GLN:HE22	1.67	0.58
1:P:176:ASN:OD1	1:P:177:GLY:N	2.37	0.58
1:S:92:ILE:HG23	1:S:116:ILE:HD12	1.84	0.58
1:C:486:ASP:HA	1:C:489:VAL:HG12	1.86	0.58
1:D:174:ASN:ND2	1:D:177:GLY:O	2.37	0.58
1:R:162:LYS:NZ	1:R:167:THR:OG1	2.31	0.58
1:K:505:ARG:HH21	1:L:69:ASN:ND2	1.99	0.58
1:L:55:THR:O	1:L:59:LYS:HG3	2.03	0.58
1:L:525:GLN:O	1:L:529:ASN:ND2	2.37	0.58
1:N:86:ASN:O	1:N:90:GLN:HG2	2.03	0.58
1:D:99:ALA:HB2	1:D:112:ILE:HG21	1.86	0.58
1:I:27:SER:O	1:I:31:ARG:HG3	2.04	0.57
1:I:505:ARG:HD2	1:T:69:ASN:HB3	1.86	0.57
1:P:16:ASN:HB3	1:P:20:LYS:NZ	2.19	0.57
1:V:504:SER:HB3	1:L:7:THR:HG21	1.86	0.57
1:G:545:LEU:HD23	1:R:533:ALA:HB2	1.87	0.57
1:S:131:GLN:HA	1:S:136:ASN:HA	1.86	0.57
1:B:168:LEU:HD23	1:B:467:ALA:HB1	1.84	0.57
1:M:91:ARG:NH1	1:M:94:GLU:OE1	2.38	0.57
1:O:122:GLU:OE2	1:O:125:ARG:NH2	2.33	0.57
1:M:113:GLN:NE2	1:M:173:PHE:O	2.28	0.57
1:J:154:GLN:OE1	1:K:129:GLN:NE2	2.36	0.57
1:U:101:THR:HG22	1:U:103:THR:H	1.69	0.57
1:B:531:VAL:HG11	1:M:33:SER:HA	1.86	0.57
1:J:10:LEU:HD23	1:K:29:ILE:HG21	1.87	0.57
1:E:161:LYS:H	1:E:474:PHE:HE2	1.52	0.57
1:P:38[B]:ILE:HG23	1:P:41:ALA:HB2	1.86	0.57
1:V:93:ARG:NH1	1:L:56:SER:OG	2.38	0.57
1:E:31:ARG:HD3	1:E:37:ARG:HG3	1.87	0.57
1:V:88:ASN:OD1	1:V:119:ARG:NH1	2.38	0.57
1:A:170:LEU:O	1:A:172:GLY:N	2.37	0.57
1:P:94:GLU:HB2	1:F:59:LYS:HE2	1.87	0.57
1:K:483:ASN:HB3	1:L:119:ARG:NH1	2.20	0.57
1:V:520:LYS:O	1:V:524:ILE:HG12	2.04	0.57
1:N:78:THR:HG23	1:N:138:LEU:HD11	1.87	0.57
1:K:154:GLN:OE1	1:L:129:GLN:HB3	2.03	0.57
1:C:148:VAL:HG11	1:C:156:ILE:HD12	1.85	0.56
1:D:166:ASP:OD1	1:D:167:THR:N	2.38	0.56
1:J:159:ASP:OD2	1:J:161:LYS:NZ	2.36	0.56
1:O:14:THR:O	1:O:18:ILE:HG13	2.05	0.56

Continued on next page...

Continued from previous page...

Atom-1	Atom-2	Interatomic distance (Å)	Clash overlap (Å)
1:P:159:ASP:OD1	1:P:161:LYS:NZ	2.38	0.56
1:J:63:GLN:OE1	1:J:66:ARG:NE	2.38	0.56
1:V:83:SER:HB2	1:V:475:ARG:NH1	2.19	0.56
1:Q:514:GLU:HA	1:Q:517:ASN:ND2	2.21	0.56
1:G:141:ASP:OD1	1:G:142:GLY:N	2.39	0.56
1:G:534:LYS:NZ	1:H:546:LEU:O	2.38	0.56
1:U:35:GLY:C	1:K:6:ASN:HD21	2.08	0.56
1:E:516:SER:O	1:E:520:LYS:HG3	2.06	0.56
1:Q:95:LEU:HD12	1:Q:112:ILE:HG23	1.88	0.56
1:J:162:LYS:NZ	1:J:164:ASP:OD2	2.32	0.56
1:P:38[A]:ILE:HG23	1:P:41:ALA:HB2	1.86	0.56
1:F:144:MET:HB2	1:F:160:LEU:HD11	1.85	0.56
1:G:168:LEU:HD12	1:G:467:ALA:HB1	1.86	0.56
1:J:164:ASP:O	1:J:168:LEU:HD12	2.05	0.56
1:P:156:ILE:HG13	1:P:484:ARG:NH2	2.21	0.56
1:P:162:LYS:NZ	1:P:167:THR:OG1	2.26	0.56
1:R:461:LEU:HB2	1:H:152:ASP:HB2	1.88	0.56
1:J:147:GLN:NE2	1:J:149:GLY:O	2.36	0.56
1:K:174:ASN:HB3	1:K:456:SER:HA	1.86	0.56
1:O:69:ASN:O	1:O:72:ILE:HG22	2.05	0.56
1:E:59:LYS:HA	1:E:62:THR:HG22	1.88	0.56
1:E:18:ILE:O	1:E:22:GLN:HG3	2.05	0.56
1:L:13:ILE:HA	1:L:16:ASN:ND2	2.20	0.56
1:F:501:GLU:O	1:F:505:ARG:HG3	2.05	0.56
1:E:69:ASN:HA	1:E:72:ILE:HG22	1.88	0.56
1:Q:166:ASP:OD1	1:Q:167:THR:N	2.39	0.56
1:G:55:THR:O	1:G:59:LYS:HG3	2.07	0.56
1:Q:483:ASN:OD1	1:G:42:LYS:NZ	2.38	0.55
1:V:541:GLN:O	1:V:545:LEU:HG	2.06	0.55
1:C:88:ASN:HB3	1:C:119:ARG:HG3	1.88	0.55
1:O:164:ASP:OD1	1:O:167:THR:N	2.35	0.55
1:T:50:ILE:HD13	1:T:53:ARG:HH21	1.70	0.55
1:M:101:THR:OG1	1:C:67:ASN:ND2	2.37	0.55
1:G:64:ALA:HB1	1:G:148:VAL:HA	1.87	0.55
1:S:51:ALA:O	1:S:55:THR:HG23	2.06	0.55
1:U:54:PHE:HB3	1:U:503:GLN:HE21	1.70	0.55
1:A:8:ASN:HB2	1:L:520:LYS:NZ	2.22	0.55
1:E:170:LEU:HG	1:E:171:ASN:H	1.71	0.55
1:Q:516:SER:O	1:Q:520:LYS:HG3	2.07	0.55
1:U:103:THR:O	1:K:133:ASN:ND2	2.40	0.55
1:B:32:LEU:HD22	1:L:531:VAL:CB	2.34	0.55

Continued on next page...

Continued from previous page...

Atom-1	Atom-2	Interatomic distance (Å)	Clash overlap (Å)
1:A:106:ASP:OD1	1:A:107:SER:N	2.40	0.55
1:G:9:SER:O	1:G:13:ILE:HG12	2.06	0.55
1:S:461:LEU:HB2	1:I:152:ASP:HB2	1.89	0.55
1:A:79:GLU:OE1	1:A:482:GLN:NE2	2.39	0.55
1:C:51:ALA:O	1:C:55:THR:HG23	2.07	0.55
1:N:483:ASN:ND2	1:D:42:LYS:O	2.39	0.55
1:U:522:GLN:O	1:U:526:GLN:HG3	2.07	0.55
1:N:154:GLN:NE2	1:O:129:GLN:HG3	2.22	0.55
1:M:519:SER:O	1:M:523:ILE:HG12	2.07	0.55
1:N:108:ASP:O	1:N:112:ILE:HG12	2.06	0.55
1:E:88:ASN:OD1	1:E:119:ARG:NH1	2.40	0.55
1:F:113:GLN:HE21	1:F:175:VAL:H	1.55	0.55
1:G:542:VAL:HA	1:G:545:LEU:HD12	1.88	0.55
1:D:170:LEU:HD22	1:D:173:PHE:CD2	2.40	0.55
1:E:37:ARG:NH2	1:E:506:ILE:O	2.39	0.55
1:F:487:SER:OG	1:G:84:GLU:OE2	2.23	0.55
1:O:534:LYS:O	1:O:538:VAL:HG23	2.07	0.54
1:N:170:LEU:HD12	1:N:173:PHE:HB2	1.88	0.54
1:P:491:ASN:HB2	1:Q:84:GLU:OE2	2.07	0.54
1:Q:137:VAL:HG23	1:Q:138:LEU:HG	1.90	0.54
1:V:494:ASN:O	1:V:498:ASN:ND2	2.41	0.54
1:O:516:SER:O	1:O:520:LYS:HG2	2.07	0.54
1:E:127:SER:OG	1:E:163:ILE:O	2.18	0.54
1:R:99:ALA:HB2	1:R:112:ILE:HG21	1.88	0.54
1:J:17:ASN:N	1:J:17:ASN:HD22	2.04	0.54
1:P:497:THR:HG21	1:F:16:ASN:ND2	2.23	0.54
1:S:490:THR:O	1:S:494:ASN:ND2	2.40	0.54
1:J:72:ILE:O	1:J:76:GLN:HG3	2.07	0.54
1:V:112:ILE:O	1:V:116:ILE:HG13	2.08	0.54
1:V:485:LEU:O	1:V:489:VAL:HG23	2.08	0.54
1:L:546:LEU:HD22	1:L:547:GLN:NE2	2.22	0.54
1:B:137:VAL:HG23	1:B:138:LEU:HG	1.88	0.54
1:E:55:THR:O	1:E:59:LYS:HG2	2.07	0.54
1:E:519:SER:O	1:E:523:ILE:HG12	2.08	0.54
1:R:10:LEU:O	1:R:14:THR:HG23	2.08	0.54
1:I:55:THR:O	1:I:59:LYS:HG2	2.07	0.54
1:K:122:GLU:OE1	1:K:125:ARG:NH2	2.39	0.54
1:C:541:GLN:NE2	1:C:544:SER:OG	2.41	0.54
1:O:173:PHE:CE1	1:O:460:PRO:HB3	2.37	0.54
1:Q:36:LEU:O	1:Q:39:ASN:ND2	2.41	0.54
1:Q:93:ARG:NH2	1:G:150:ALA:O	2.41	0.54

Continued on next page...

Continued from previous page...

Atom-1	Atom-2	Interatomic distance (Å)	Clash overlap (Å)
1:S:32:LEU:HD12	1:S:511:TYR:HD1	1.71	0.54
1:O:170:LEU:HD13	1:O:173:PHE:CD1	2.43	0.54
1:T:31:ARG:NH1	1:T:37:ARG:O	2.41	0.54
1:J:152:ASP:OD1	1:J:153:GLY:N	2.40	0.54
1:U:170:LEU:HD13	1:U:173:PHE:CD1	2.42	0.54
1:N:491:ASN:HD21	1:O:126:VAL:HG23	1.73	0.54
1:Q:97:VAL:HG13	1:G:147:GLN:HE22	1.73	0.54
1:I:82:LEU:HD12	1:I:471:ILE:HG23	1.89	0.54
1:B:102:GLY:HA3	1:A:145:LYS:HB3	1.89	0.54
1:G:52:ASN:O	1:G:55:THR:OG1	2.23	0.54
1:G:484:ARG:NE	1:R:122:GLU:OE2	2.36	0.54
1:H:130:THR:HG21	1:H:138:LEU:HD12	1.89	0.54
1:S:158:ILE:HG12	1:S:481:VAL:HG21	1.89	0.54
1:C:82:LEU:HD21	1:C:474:PHE:CD2	2.43	0.53
1:C:145:LYS:HD2	1:C:155:THR:HG21	1.90	0.53
1:O:99:ALA:HB2	1:O:112:ILE:HG21	1.90	0.53
1:C:141:ASP:HB2	1:C:162:LYS:HG2	1.90	0.53
1:N:57:ASN:O	1:N:61:LEU:HG	2.08	0.53
1:F:113:GLN:NE2	1:F:175:VAL:HG22	2.23	0.53
1:Q:497:THR:HG22	1:G:12:LEU:HD21	1.89	0.53
1:R:25:LEU:O	1:R:29:ILE:HD12	2.08	0.53
1:H:491:ASN:HB2	1:I:84:GLU:OE1	2.08	0.53
1:B:14:THR:O	1:B:18:ILE:HG13	2.09	0.53
1:B:531:VAL:HG23	1:B:534:LYS:HE3	1.89	0.53
1:P:154:GLN:HG2	1:Q:129:GLN:HG2	1.88	0.53
1:Q:31:ARG:HG2	1:Q:39:ASN:HD22	1.73	0.53
1:T:37:ARG:NH1	1:U:66:ARG:HH12	2.07	0.53
1:A:469:SER:HB3	1:A:473:LYS:NZ	2.24	0.53
1:E:68:ALA:HB2	1:E:148:VAL:HG23	1.90	0.53
1:P:79:GLU:OE1	1:P:482:GLN:NE2	2.31	0.53
1:G:19:ASN:HA	1:G:22:GLN:OE1	2.08	0.53
1:G:31:ARG:NH2	1:G:37:ARG:HB2	2.18	0.53
1:S:530:SER:O	1:S:534:LYS:HG3	2.08	0.53
1:M:534:LYS:O	1:M:538:VAL:HG23	2.09	0.53
1:K:61:LEU:HD22	1:K:492:LEU:HD22	1.89	0.53
1:L:101:THR:HG22	1:L:103:THR:H	1.73	0.53
1:C:74:VAL:HG22	1:C:132:PHE:CD1	2.44	0.53
1:Q:31:ARG:HH21	1:Q:37:ARG:HG2	1.74	0.53
1:K:137:VAL:HG23	1:K:138:LEU:HG	1.90	0.53
1:B:32:LEU:HD21	1:L:531:VAL:HB	1.90	0.53
1:M:55:THR:HB	1:M:503:GLN:HE22	1.73	0.53

Continued on next page...

Continued from previous page...

Atom-1	Atom-2	Interatomic distance (Å)	Clash overlap (Å)
1:E:82:LEU:HD11	1:E:474:PHE:HD1	1.74	0.53
1:Q:35:GLY:O	1:G:6:ASN:ND2	2.41	0.53
1:H:92:ILE:HD11	1:H:119:ARG:HB3	1.91	0.53
1:B:112:ILE:O	1:B:116:ILE:HG12	2.09	0.53
1:T:491:ASN:HB2	1:U:84:GLU:HG3	1.91	0.53
1:H:478:LEU:O	1:H:482:GLN:HG3	2.08	0.53
1:S:82:LEU:HD21	1:S:138:LEU:HD21	1.90	0.53
1:M:461:LEU:HD12	1:C:152:ASP:HA	1.91	0.53
1:T:37:ARG:CZ	1:U:66:ARG:HH22	2.22	0.53
1:Q:99:ALA:HB2	1:Q:112:ILE:HD13	1.91	0.52
1:E:173:PHE:HE1	1:E:460:PRO:HB3	1.74	0.52
1:G:50:ILE:HG22	1:G:54:PHE:CE2	2.44	0.52
1:E:110:ASP:OD1	1:E:176:ASN:ND2	2.43	0.52
1:M:513:THR:HA	1:N:15:GLN:HE22	1.74	0.52
1:Q:43:ASP:CG	1:Q:44:ASP:H	2.13	0.52
1:K:37:ARG:HD2	1:L:66:ARG:HH22	1.73	0.52
1:K:98:GLN:O	1:K:104:ASN:ND2	2.42	0.52
1:V:138:LEU:HB3	1:V:163:ILE:HG22	1.91	0.52
1:F:514:GLU:HA	1:F:517:ASN:HD22	1.75	0.52
1:K:493:ASN:O	1:K:497:THR:HG23	2.10	0.52
1:B:488:ALA:O	1:B:492:LEU:HG	2.09	0.52
1:N:3:GLN:OE1	1:O:19:ASN:ND2	2.42	0.52
1:K:16:ASN:HA	1:K:19:ASN:HD22	1.75	0.52
1:V:511:TYR:HA	1:V:514:GLU:HB3	1.90	0.52
1:P:147:GLN:NE2	1:P:149:GLY:O	2.43	0.52
1:P:170:LEU:C	1:P:172:GLY:H	2.13	0.52
1:F:82:LEU:HD12	1:F:471:ILE:HG23	1.91	0.52
1:B:37:ARG:HE	1:M:66:ARG:HH12	1.56	0.52
1:B:125:ARG:HH11	1:B:129:GLN:NE2	2.08	0.52
1:M:465:ASP:HA	1:M:468:ILE:HD12	1.92	0.52
1:F:13:ILE:HA	1:F:16:ASN:HD22	1.75	0.52
1:G:38[A]:ILE:HG21	1:G:48:GLN:HB3	1.92	0.52
1:B:511:TYR:HE2	1:A:5:ILE:HG21	1.75	0.52
1:C:130:THR:HG21	1:C:138:LEU:HD12	1.92	0.52
1:F:55:THR:O	1:F:59:LYS:HG2	2.09	0.52
1:G:38[B]:ILE:HG21	1:G:48:GLN:HB3	1.92	0.52
1:R:93:ARG:NH2	1:H:150:ALA:O	2.34	0.52
1:I:543:LEU:HA	1:I:546:LEU:HD12	1.91	0.52
1:U:166:ASP:HA	1:U:171:ASN:HB2	1.91	0.52
1:K:51:ALA:O	1:K:55:THR:HG23	2.10	0.52
1:P:119:ARG:O	1:P:123:ILE:HG13	2.10	0.52

Continued on next page...

Continued from previous page...

Atom-1	Atom-2	Interatomic distance (Å)	Clash overlap (Å)
1:Q:479:GLY:O	1:Q:483:ASN:ND2	2.42	0.52
1:J:164:ASP:H	1:J:167:THR:HB	1.74	0.52
1:C:154:GLN:OE1	1:N:129:GLN:HG2	2.10	0.51
1:E:161:LYS:HG2	1:E:474:PHE:HE2	1.75	0.51
1:Q:520:LYS:O	1:Q:524:ILE:HG12	2.11	0.51
1:H:10:LEU:HD11	1:I:29:ILE:HG21	1.91	0.51
1:N:507:GLN:HG3	1:N:507:GLN:O	2.10	0.51
1:G:18:ILE:HG22	1:G:22:GLN:NE2	2.26	0.51
1:H:10:LEU:HD21	1:I:29:ILE:HD13	1.91	0.51
1:A:78:THR:HG22	1:A:137:VAL:HG21	1.92	0.51
1:C:519:SER:O	1:C:523:ILE:HG12	2.10	0.51
1:D:69:ASN:HA	1:D:72:ILE:HG12	1.92	0.51
1:T:519:SER:O	1:T:523:ILE:HG12	2.11	0.51
1:Q:127:SER:OG	1:Q:164:ASP:OD1	2.28	0.51
1:S:82:LEU:HD12	1:S:471:ILE:HG23	1.91	0.51
1:J:141:ASP:HB2	1:J:162:LYS:H	1.75	0.51
1:M:170:LEU:C	1:M:172:GLY:H	2.13	0.51
1:N:5:ILE:HG12	1:N:542:VAL:HG11	1.92	0.51
1:N:32:LEU:HD12	1:N:511:TYR:CD1	2.45	0.51
1:E:161:LYS:HG2	1:E:474:PHE:CE2	2.45	0.51
1:P:31:ARG:HH22	1:P:37:ARG:HH21	1.58	0.51
1:S:461:LEU:HD12	1:I:152:ASP:HA	1.93	0.51
1:J:50:ILE:HD11	1:U:108:ASP:OD2	2.10	0.51
1:B:485:LEU:O	1:B:489:VAL:HG23	2.10	0.51
1:C:34:SER:HB2	1:C:36:LEU:HD23	1.92	0.51
1:C:498:ASN:HB3	1:N:77:THR:HG22	1.92	0.51
1:C:534:LYS:O	1:C:538:VAL:HG23	2.11	0.51
1:N:509:ALA:HB3	1:D:5:ILE:HD13	1.93	0.51
1:D:522:GLN:O	1:D:526:GLN:HG2	2.11	0.51
1:O:93:ARG:NH1	1:E:56:SER:OG	2.44	0.51
1:O:480:ALA:O	1:O:484:ARG:HG3	2.11	0.51
1:P:494:ASN:O	1:P:498:ASN:ND2	2.44	0.51
1:K:163:ILE:HG23	1:K:168:LEU:HD11	1.92	0.51
1:V:108:ASP:O	1:V:112:ILE:HG13	2.10	0.51
1:E:91:ARG:HG2	1:E:119:ARG:HE	1.74	0.51
1:G:145:LYS:HB3	1:G:155:THR:HB	1.92	0.51
1:S:86:ASN:OD1	1:S:468:ILE:HD11	2.10	0.51
1:T:541:GLN:N	1:T:541:GLN:OE1	2.44	0.51
1:G:164:ASP:H	1:G:167:THR:HB	1.76	0.51
1:S:62:THR:O	1:S:66:ARG:HG2	2.11	0.51
1:S:93:ARG:NH1	1:S:461:LEU:HD22	2.26	0.51

Continued on next page...

Continued from previous page...

Atom-1	Atom-2	Interatomic distance (Å)	Clash overlap (Å)
1:J:484:ARG:HH21	1:K:125:ARG:HH21	1.57	0.51
1:C:170:LEU:C	1:C:172:GLY:H	2.14	0.51
1:P:501:GLU:O	1:P:505:ARG:HG3	2.10	0.51
1:R:154:GLN:HE21	1:S:129:GLN:HE21	1.59	0.51
1:I:116:ILE:HG21	1:I:173:PHE:HD2	1.76	0.51
1:T:152:ASP:OD1	1:T:153:GLY:N	2.44	0.51
1:L:125:ARG:O	1:L:129:GLN:HG2	2.11	0.51
1:N:154:GLN:HE22	1:O:129:GLN:HG3	1.75	0.51
1:D:170:LEU:HD22	1:D:173:PHE:CE2	2.45	0.51
1:E:533:ALA:O	1:E:537:GLN:HG2	2.10	0.51
1:R:5:ILE:HG23	1:R:542:VAL:HG21	1.93	0.51
1:J:5:ILE:HD13	1:J:542:VAL:HG11	1.92	0.51
1:J:491:ASN:HB2	1:K:84:GLU:HG3	1.92	0.51
1:D:174:ASN:OD1	1:D:177:GLY:N	2.44	0.50
1:O:464:LEU:O	1:O:468:ILE:HG13	2.11	0.50
1:Q:174:ASN:OD1	1:Q:175:VAL:N	2.44	0.50
1:G:504:SER:O	1:G:508:ASP:HB3	2.11	0.50
1:H:31:ARG:HD3	1:H:37:ARG:HG3	1.93	0.50
1:U:137:VAL:HG23	1:U:138:LEU:HG	1.92	0.50
1:V:15:GLN:O	1:V:19:ASN:ND2	2.44	0.50
1:B:528:GLY:HA2	1:B:531:VAL:HG12	1.92	0.50
1:Q:79:GLU:HA	1:Q:82:LEU:HG	1.94	0.50
1:R:497:THR:HG22	1:H:12:LEU:HD21	1.92	0.50
1:T:481:VAL:HG12	1:T:484:ARG:HH12	1.76	0.50
1:U:491:ASN:HD22	1:V:125:ARG:HH22	1.59	0.50
1:O:98:GLN:HB3	1:E:63:GLN:CD	2.32	0.50
1:O:461:LEU:HD11	1:E:150:ALA:O	2.10	0.50
1:E:116:ILE:HG21	1:E:173:PHE:CE2	2.46	0.50
1:F:137:VAL:HG23	1:F:138:LEU:HG	1.92	0.50
1:H:17:ASN:ND2	1:I:33:SER:OG	2.45	0.50
1:S:86:ASN:HD22	1:S:475:ARG:NH2	2.09	0.50
1:J:112:ILE:O	1:J:116:ILE:HG12	2.11	0.50
1:B:37:ARG:NE	1:M:66:ARG:NH1	2.59	0.50
1:B:541:GLN:NE2	1:M:525:GLN:OE1	2.30	0.50
1:C:82:LEU:HA	1:C:85:ILE:HD12	1.94	0.50
1:Q:494:ASN:O	1:Q:497:THR:OG1	2.27	0.50
1:M:488:ALA:O	1:M:492:LEU:HG	2.11	0.50
1:C:486:ASP:OD1	1:C:487:SER:N	2.44	0.50
1:E:91:ARG:HG2	1:E:119:ARG:NE	2.26	0.50
1:Q:171:ASN:O	1:Q:171:ASN:ND2	2.44	0.50
1:R:58:ILE:O	1:R:62:THR:HG23	2.11	0.50

Continued on next page...

Continued from previous page...

Atom-1	Atom-2	Interatomic distance (Å)	Clash overlap (Å)
1:N:498:ASN:HB3	1:O:77:THR:HG22	1.94	0.50
1:G:531:VAL:HG22	1:R:29:ILE:HG23	1.94	0.50
1:R:88:ASN:HA	1:R:119:ARG:HH21	1.76	0.50
1:N:46:ALA:O	1:N:50:ILE:HG12	2.11	0.50
1:D:170:LEU:HD12	1:D:171:ASN:H	1.77	0.50
1:D:494:ASN:OD1	1:D:498:ASN:ND2	2.44	0.50
1:F:87:ASN:OD1	1:F:88:ASN:N	2.45	0.50
1:P:163:ILE:HD11	1:P:474:PHE:CE1	2.46	0.50
1:Q:511:TYR:O	1:Q:515:VAL:HG23	2.12	0.50
1:I:106:ASP:HA	1:I:109:LEU:HD12	1.94	0.50
1:T:162:LYS:NZ	1:T:167:THR:OG1	2.42	0.50
1:J:82:LEU:HD12	1:J:471:ILE:HG23	1.94	0.50
1:J:115:GLU:OE2	1:J:119:ARG:NH1	2.45	0.50
1:A:501:GLU:OE2	1:C:76:GLN:NE2	2.45	0.50
1:E:171:ASN:O	1:E:171:ASN:ND2	2.45	0.50
1:Q:168:LEU:HD21	1:Q:471:ILE:HD11	1.92	0.50
1:R:64:ALA:HB1	1:R:148:VAL:HA	1.93	0.50
1:H:44:ASP:OD1	1:S:91:ARG:NH2	2.45	0.50
1:S:94:GLU:OE1	1:I:59:LYS:HE2	2.12	0.50
1:U:25:LEU:HB2	1:U:521:ALA:HB1	1.93	0.50
1:L:69:ASN:OD1	1:L:489:VAL:HG21	2.12	0.50
1:H:21:ASN:ND2	1:H:524:ILE:HG23	2.27	0.49
1:T:93:ARG:HH11	1:T:461:LEU:HD22	1.77	0.49
1:T:168:LEU:HD23	1:T:467:ALA:HB1	1.94	0.49
1:K:531:VAL:HG21	1:L:33:SER:HA	1.94	0.49
1:B:478:LEU:O	1:B:481:VAL:HG12	2.13	0.49
1:D:54:PHE:CE1	1:D:499:LEU:HD22	2.47	0.49
1:F:508:ASP:OD1	1:F:509:ALA:N	2.45	0.49
1:D:541:GLN:O	1:D:545:LEU:HG	2.11	0.49
1:G:27:SER:O	1:G:30:GLU:HG3	2.12	0.49
1:H:173:PHE:HE1	1:H:460:PRO:HB3	1.77	0.49
1:T:156:ILE:HD11	1:T:484:ARG:HD2	1.93	0.49
1:U:82:LEU:HD12	1:U:471:ILE:HG23	1.93	0.49
1:D:122:GLU:O	1:D:126:VAL:HG12	2.12	0.49
1:R:79:GLU:OE2	1:R:475:ARG:NE	2.32	0.49
1:I:85:ILE:HG23	1:I:123:ILE:HG23	1.94	0.49
1:M:166:ASP:OD1	1:M:167:THR:N	2.46	0.49
1:D:101:THR:HG22	1:D:103:THR:H	1.77	0.49
1:F:38[A]:ILE:HG12	1:F:507:GLN:HG3	1.94	0.49
1:R:493:ASN:O	1:R:497:THR:HG23	2.12	0.49
1:K:505:ARG:HA	1:K:505:ARG:HH11	1.77	0.49

Continued on next page...

Continued from previous page...

Atom-1	Atom-2	Interatomic distance (Å)	Clash overlap (Å)
1:N:32:LEU:HD12	1:N:511:TYR:HD1	1.78	0.49
1:N:32:LEU:HD11	1:D:546:LEU:HD11	1.93	0.49
1:O:82:LEU:HD13	1:O:85:ILE:HD12	1.94	0.49
1:Q:101:THR:HB	1:G:67:ASN:HD22	1.76	0.49
1:N:3:GLN:HG2	1:O:22:GLN:HE22	1.77	0.49
1:E:492:LEU:O	1:E:496:THR:HG23	2.13	0.49
1:R:92:ILE:HG13	1:R:119:ARG:HD3	1.94	0.49
1:H:69:ASN:O	1:H:72:ILE:HG22	2.12	0.49
1:I:137:VAL:HG23	1:I:138:LEU:HD23	1.94	0.49
1:U:86:ASN:HB2	1:U:475:ARG:HH22	1.77	0.49
1:C:92:ILE:HD11	1:C:119:ARG:HB3	1.95	0.49
1:D:162:LYS:HZ3	1:D:167:THR:HG1	1.57	0.49
1:O:506:ILE:HG23	1:O:507:GLN:OE1	2.12	0.49
1:E:520:LYS:O	1:E:524:ILE:HG12	2.13	0.49
1:F:11:SER:O	1:F:15:GLN:HG3	2.13	0.49
1:A:162:LYS:O	1:A:163:ILE:HD13	2.12	0.49
1:N:16:ASN:O	1:N:20:LYS:NZ	2.46	0.49
1:D:491:ASN:ND2	1:E:126:VAL:HG23	2.28	0.49
1:O:32:LEU:HD12	1:O:511:TYR:CD1	2.48	0.49
1:I:70:ASP:O	1:I:74:VAL:HG23	2.13	0.49
1:L:11:SER:O	1:L:15:GLN:HG3	2.13	0.49
1:C:99:ALA:HB2	1:C:112:ILE:HG21	1.93	0.49
1:P:120:LEU:HD23	1:P:123:ILE:HD12	1.95	0.49
1:F:170:LEU:C	1:F:172:GLY:H	2.17	0.49
1:Q:18:ILE:HG22	1:Q:22:GLN:NE2	2.27	0.49
1:G:15:GLN:HA	1:G:18:ILE:HD12	1.93	0.49
1:S:539:PRO:O	1:S:542:VAL:HG12	2.13	0.49
1:P:50:ILE:O	1:P:54:PHE:HD1	1.96	0.48
1:F:149:GLY:N	1:F:154:GLN:HG2	2.28	0.48
1:R:162:LYS:NZ	1:R:164:ASP:OD2	2.45	0.48
1:I:154:GLN:HG3	1:T:129:GLN:HE22	1.78	0.48
1:A:151:ASN:ND2	1:C:129:GLN:OE1	2.47	0.48
1:O:459:ASP:OD2	1:O:462:ALA:HB3	2.13	0.48
1:P:513:THR:O	1:P:516:SER:OG	2.32	0.48
1:Q:76:GLN:O	1:Q:79:GLU:HG2	2.13	0.48
1:S:176:ASN:OD1	1:S:177:GLY:N	2.47	0.48
1:E:128:GLY:O	1:E:136:ASN:ND2	2.46	0.48
1:T:475:ARG:HH22	1:J:48:GLN:NE2	2.12	0.48
1:N:116:ILE:HG21	1:N:173:PHE:CD2	2.48	0.48
1:N:519:SER:O	1:N:523:ILE:HG12	2.14	0.48
1:D:519:SER:O	1:D:523:ILE:HG12	2.14	0.48

Continued on next page...

Continued from previous page...

Atom-1	Atom-2	Interatomic distance (Å)	Clash overlap (Å)
1:E:174:ASN:OD1	1:E:177:GLY:N	2.45	0.48
1:G:5:ILE:HD11	1:G:542:VAL:HG11	1.96	0.48
1:R:503:GLN:HE22	1:R:507:GLN:HE21	1.61	0.48
1:A:8:ASN:HB2	1:L:520:LYS:HZ1	1.76	0.48
1:D:474:PHE:O	1:D:478:LEU:HG	2.13	0.48
1:A:534:LYS:O	1:A:538:VAL:HG23	2.13	0.48
1:E:174:ASN:ND2	1:E:177:GLY:O	2.45	0.48
1:R:86:ASN:C	1:R:86:ASN:HD22	2.13	0.48
1:R:497:THR:HG21	1:H:16:ASN:ND2	2.27	0.48
1:V:120:LEU:HD11	1:V:173:PHE:CD2	2.44	0.48
1:B:493:ASN:OD1	1:B:494:ASN:N	2.46	0.48
1:O:88:ASN:OD1	1:O:119:ARG:NH1	2.47	0.48
1:F:99:ALA:HB2	1:F:112:ILE:HG21	1.96	0.48
1:F:166:ASP:OD1	1:F:167:THR:N	2.45	0.48
1:R:74:VAL:HG22	1:R:132:PHE:CD2	2.49	0.48
1:S:147:GLN:HA	1:S:155:THR:HG22	1.95	0.48
1:G:136:ASN:HB3	1:G:139:ALA:HB3	1.95	0.48
1:R:503:GLN:HA	1:R:506:ILE:HD12	1.95	0.48
1:T:93:ARG:NH1	1:T:461:LEU:HD22	2.29	0.48
1:L:11:SER:HB2	1:L:532:LEU:HD12	1.96	0.48
1:B:37:ARG:HE	1:M:66:ARG:NH1	2.12	0.48
1:B:145:LYS:NZ	1:B:155:THR:HG21	2.28	0.48
1:O:471:ILE:HG22	1:O:475:ARG:NE	2.29	0.48
1:O:494:ASN:OD1	1:O:498:ASN:ND2	2.46	0.48
1:F:502:ALA:HA	1:F:505:ARG:HD2	1.96	0.48
1:R:541:GLN:O	1:R:545:LEU:HG	2.14	0.48
1:H:91:ARG:HG3	1:H:95:LEU:HD23	1.95	0.48
1:H:170:LEU:HD13	1:H:173:PHE:CB	2.44	0.48
1:U:545:LEU:HD21	1:V:529:ASN:HB3	1.95	0.48
1:V:21:ASN:ND2	1:V:21:ASN:O	2.46	0.48
1:B:85:ILE:HG23	1:B:123:ILE:HG23	1.96	0.48
1:Q:168:LEU:HD23	1:Q:467:ALA:HB1	1.96	0.48
1:R:88:ASN:HA	1:R:119:ARG:HE	1.79	0.48
1:H:9:SER:O	1:H:13:ILE:HG13	2.14	0.48
1:S:14:THR:O	1:S:18:ILE:HG13	2.14	0.48
1:T:37:ARG:NE	1:U:66:ARG:HH22	2.11	0.48
1:J:166:ASP:HA	1:J:171:ASN:HB2	1.96	0.48
1:V:54:PHE:HE1	1:V:499:LEU:HD22	1.78	0.48
1:V:501:GLU:O	1:V:504:SER:OG	2.23	0.48
1:Q:55:THR:O	1:Q:59:LYS:HG3	2.14	0.47
1:R:127:SER:OG	1:R:163:ILE:O	2.21	0.47

Continued on next page...

Continued from previous page...

Atom-1	Atom-2	Interatomic distance (Å)	Clash overlap (Å)
1:H:517:ASN:HA	1:H:520:LYS:NZ	2.29	0.47
1:S:88:ASN:HB2	1:S:123:ILE:HD11	1.96	0.47
1:Q:515:VAL:HA	1:Q:518:MET:HE1	1.97	0.47
1:R:488:ALA:O	1:R:492:LEU:HD23	2.14	0.47
1:H:162:LYS:NZ	1:H:167:THR:OG1	2.47	0.47
1:U:91:ARG:HG2	1:U:119:ARG:CZ	2.44	0.47
1:U:501:GLU:OE2	1:U:505:ARG:NE	2.44	0.47
1:K:89:LEU:HD22	1:K:468:ILE:HG13	1.96	0.47
1:B:37:ARG:NE	1:M:66:ARG:HH12	2.13	0.47
1:A:8:ASN:OD1	1:A:11:SER:N	2.43	0.47
1:C:488:ALA:O	1:C:492:LEU:HG	2.14	0.47
1:R:154:GLN:HB2	1:S:129:GLN:NE2	2.30	0.47
1:H:93:ARG:HH11	1:H:93:ARG:HG2	1.80	0.47
1:H:517:ASN:HA	1:H:520:LYS:HZ3	1.80	0.47
1:N:31:ARG:HD3	1:N:37:ARG:HA	1.96	0.47
1:D:161:LYS:HE3	1:D:162:LYS:H	1.79	0.47
1:Q:511:TYR:HA	1:Q:514:GLU:HG3	1.97	0.47
1:Q:516:SER:O	1:Q:519:SER:OG	2.28	0.47
1:C:149:GLY:HA3	1:C:154:GLN:HG3	1.96	0.47
1:O:116:ILE:HG21	1:O:173:PHE:HD2	1.79	0.47
1:Q:173:PHE:HE1	1:Q:460:PRO:HB3	1.80	0.47
1:G:511:TYR:O	1:G:515:VAL:HG23	2.14	0.47
1:I:3:GLN:HB2	1:T:22:GLN:OE1	2.14	0.47
1:I:62:THR:O	1:I:66:ARG:HG2	2.13	0.47
1:J:25:LEU:O	1:J:29:ILE:HG12	2.15	0.47
1:Q:461:LEU:HB2	1:G:152:ASP:OD2	2.14	0.47
1:R:10:LEU:HD11	1:S:29:ILE:HG21	1.95	0.47
1:R:82:LEU:HD12	1:R:471:ILE:HG23	1.96	0.47
1:I:136:ASN:HB2	1:I:140:LYS:HZ2	1.80	0.47
1:T:534:LYS:O	1:T:538:VAL:HG23	2.15	0.47
1:J:17:ASN:N	1:J:17:ASN:ND2	2.62	0.47
1:K:78:THR:HG23	1:K:138:LEU:HD21	1.96	0.47
1:B:92:ILE:O	1:B:96:THR:HG23	2.15	0.47
1:B:119:ARG:HH21	1:L:483:ASN:HD21	1.62	0.47
1:B:534:LYS:O	1:B:538:VAL:HG23	2.15	0.47
1:N:477:SER:O	1:N:481:VAL:HG23	2.15	0.47
1:O:5:ILE:HB	1:O:542:VAL:HG21	1.96	0.47
1:P:127:SER:HB3	1:P:163:ILE:O	2.15	0.47
1:G:488:ALA:HB2	1:R:125:ARG:HH22	1.80	0.47
1:H:537:GLN:HA	1:H:540:GLN:HE22	1.79	0.47
1:B:21:ASN:ND2	1:B:524:ILE:HG22	2.30	0.47

Continued on next page...

Continued from previous page...

Atom-1	Atom-2	Interatomic distance (Å)	Clash overlap (Å)
1:B:86:ASN:HD21	1:A:52:ASN:ND2	2.12	0.47
1:C:477:SER:O	1:C:481:VAL:HG13	2.15	0.47
1:C:484:ARG:HH12	1:N:122:GLU:N	2.12	0.47
1:N:508:ASP:OD1	1:D:5:ILE:HD12	2.15	0.47
1:E:170:LEU:C	1:E:172:GLY:H	2.18	0.47
1:P:16:ASN:HB3	1:P:20:LYS:HZ1	1.79	0.47
1:H:37:ARG:NH2	1:I:66:ARG:HH22	2.13	0.47
1:H:49:ALA:HB1	1:H:53:ARG:HH12	1.79	0.47
1:L:119:ARG:O	1:L:123:ILE:HG12	2.15	0.47
1:B:29:ILE:O	1:B:32:LEU:HB3	2.15	0.47
1:A:525:GLN:HE22	1:A:529:ASN:HD21	1.62	0.47
1:C:70:ASP:O	1:C:74:VAL:HG23	2.15	0.47
1:C:93:ARG:HA	1:C:464:LEU:HD13	1.97	0.47
1:N:488:ALA:O	1:N:492:LEU:HG	2.15	0.47
1:N:501:GLU:O	1:N:504:SER:OG	2.32	0.47
1:Q:68:ALA:HA	1:Q:146:ILE:HG21	1.96	0.47
1:Q:504:SER:HB3	1:G:7:THR:HB	1.96	0.47
1:H:14:THR:O	1:H:18:ILE:HG13	2.15	0.47
1:K:116:ILE:HG21	1:K:173:PHE:CD2	2.49	0.47
1:A:92:ILE:HG22	1:A:464:LEU:HD21	1.97	0.47
1:D:37:ARG:HG2	1:D:508:ASP:H	1.80	0.47
1:O:95:LEU:O	1:O:98:GLN:HG3	2.15	0.47
1:O:166:ASP:HA	1:O:171:ASN:HB2	1.97	0.47
1:P:501:GLU:O	1:P:504:SER:OG	2.32	0.47
1:F:28:SER:HA	1:F:514:GLU:OE1	2.14	0.47
1:R:70:ASP:O	1:R:74:VAL:HG23	2.15	0.47
1:J:541:GLN:HE21	1:K:526:GLN:NE2	2.12	0.47
1:U:113:GLN:HE22	1:U:174:ASN:HA	1.79	0.47
1:K:170:LEU:C	1:K:172:GLY:H	2.19	0.47
1:V:119:ARG:O	1:V:123:ILE:HG13	2.15	0.47
1:Q:101:THR:HG22	1:Q:103:THR:H	1.80	0.46
1:G:46:ALA:O	1:G:50:ILE:HG13	2.15	0.46
1:K:120:LEU:HA	1:K:123:ILE:HG12	1.98	0.46
1:O:101:THR:HG22	1:O:103:THR:H	1.79	0.46
1:P:85:ILE:HG23	1:P:123:ILE:HG23	1.97	0.46
1:G:10:LEU:HD11	1:R:26:SER:HA	1.97	0.46
1:H:53:ARG:NH2	1:S:108:ASP:OD1	2.48	0.46
1:H:64:ALA:HB1	1:H:148:VAL:HA	1.98	0.46
1:H:502:ALA:O	1:H:506:ILE:HG13	2.15	0.46
1:S:54:PHE:HB3	1:S:503:GLN:HE21	1.80	0.46
1:S:57:ASN:O	1:S:61:LEU:HG	2.15	0.46

Continued on next page...

Continued from previous page...

Atom-1	Atom-2	Interatomic distance (Å)	Clash overlap (Å)
1:T:485:LEU:O	1:T:489:VAL:HG23	2.15	0.46
1:U:170:LEU:HD13	1:U:173:PHE:HD1	1.80	0.46
1:P:495:THR:O	1:P:499:LEU:HD23	2.15	0.46
1:H:116:ILE:HG21	1:H:173:PHE:HD2	1.81	0.46
1:I:163:ILE:HG23	1:I:168:LEU:HD21	1.97	0.46
1:J:170:LEU:HB3	1:J:173:PHE:HB2	1.96	0.46
1:U:484:ARG:HE	1:V:122:GLU:HB2	1.80	0.46
1:N:27:SER:O	1:N:30:GLU:HG3	2.14	0.46
1:D:46:ALA:O	1:D:50:ILE:HG12	2.14	0.46
1:D:168:LEU:HD21	1:D:471:ILE:HD11	1.96	0.46
1:G:478:LEU:O	1:G:482:GLN:HG3	2.15	0.46
1:I:85:ILE:HA	1:I:88:ASN:HD22	1.80	0.46
1:I:485:LEU:O	1:I:489:VAL:HG23	2.15	0.46
1:K:9:SER:HA	1:K:12:LEU:HB3	1.97	0.46
1:B:94:GLU:OE1	1:B:95:LEU:HD12	2.16	0.46
1:N:69:ASN:HA	1:N:72:ILE:HG12	1.97	0.46
1:R:508:ASP:HB2	1:H:4:VAL:HG22	1.97	0.46
1:I:117:LYS:O	1:I:117:LYS:HD3	2.15	0.46
1:U:154:GLN:OE1	1:V:129:GLN:NE2	2.49	0.46
1:L:27:SER:HA	1:L:30:GLU:HG2	1.98	0.46
1:M:78:THR:HG22	1:M:478:LEU:HD11	1.96	0.46
1:C:125:ARG:NH1	1:C:125:ARG:HG2	2.31	0.46
1:N:478:LEU:O	1:N:482:GLN:OE1	2.32	0.46
1:D:109:LEU:HA	1:D:112:ILE:HD12	1.97	0.46
1:O:95:LEU:HA	1:O:98:GLN:HG3	1.96	0.46
1:P:93:ARG:O	1:P:97:VAL:HG23	2.16	0.46
1:G:512:ALA:O	1:H:15:GLN:NE2	2.49	0.46
1:U:78:THR:HG23	1:U:138:LEU:HD21	1.97	0.46
1:U:94:GLU:OE2	1:K:59:LYS:HB3	2.15	0.46
1:L:533:ALA:O	1:L:537:GLN:HG2	2.16	0.46
1:N:164:ASP:H	1:N:167:THR:HG22	1.80	0.46
1:D:533:ALA:O	1:D:537:GLN:HG2	2.16	0.46
1:R:116:ILE:HG21	1:R:173:PHE:CD2	2.51	0.46
1:T:475:ARG:HH12	1:J:48:GLN:HE22	1.63	0.46
1:U:93:ARG:NH1	1:K:150:ALA:O	2.40	0.46
1:C:10:LEU:HD21	1:N:29:ILE:HG21	1.98	0.46
1:C:25:LEU:HB2	1:C:521:ALA:HB1	1.97	0.46
1:P:50:ILE:HG22	1:P:54:PHE:CE1	2.51	0.46
1:R:156:ILE:HD11	1:R:484:ARG:HB3	1.98	0.46
1:S:162:LYS:NZ	1:S:164:ASP:OD1	2.37	0.46
1:O:166:ASP:OD1	1:O:171:ASN:ND2	2.47	0.46

Continued on next page...

Continued from previous page...

Atom-1	Atom-2	Interatomic distance (Å)	Clash overlap (Å)
1:O:524:ILE:HG22	1:P:5:ILE:HD12	1.97	0.46
1:E:101:THR:HG22	1:E:103:THR:H	1.81	0.46
1:F:12:LEU:O	1:F:16:ASN:ND2	2.49	0.46
1:H:154:GLN:HG2	1:I:129:GLN:HE21	1.80	0.46
1:U:113:GLN:NE2	1:U:174:ASN:HA	2.31	0.46
1:C:125:ARG:HG2	1:C:125:ARG:HH11	1.81	0.46
1:N:497:THR:HG22	1:D:12:LEU:HD21	1.97	0.46
1:O:478:LEU:HA	1:O:481:VAL:HG22	1.98	0.46
1:P:170:LEU:HD13	1:P:173:PHE:CD1	2.51	0.46
1:R:131:GLN:HB3	1:R:136:ASN:ND2	2.32	0.46
1:R:154:GLN:NE2	1:S:129:GLN:HE21	2.14	0.46
1:R:484:ARG:NE	1:S:122:GLU:OE1	2.49	0.46
1:T:72:ILE:HG13	1:T:482:GLN:HG3	1.97	0.46
1:T:82:LEU:HD13	1:T:475:ARG:HG3	1.97	0.46
1:U:158:ILE:HD11	1:U:485:LEU:HD11	1.97	0.46
1:B:36:LEU:HD12	1:B:36:LEU:C	2.33	0.45
1:B:37:ARG:CZ	1:M:66:ARG:CZ	2.94	0.45
1:B:502:ALA:O	1:B:506:ILE:HG12	2.16	0.45
1:E:76:GLN:HA	1:E:79:GLU:HG2	1.98	0.45
1:E:174:ASN:OD1	1:E:176:ASN:N	2.49	0.45
1:E:503:GLN:HG2	1:E:507:GLN:HE22	1.81	0.45
1:E:507:GLN:HG2	1:E:507:GLN:O	2.16	0.45
1:P:90:GLN:NE2	1:F:56:SER:OG	2.41	0.45
1:Q:170:LEU:C	1:Q:172:GLY:H	2.19	0.45
1:H:5:ILE:HD11	1:H:542:VAL:HG21	1.98	0.45
1:C:491:ASN:HD22	1:N:84:GLU:HG2	1.81	0.45
1:I:519:SER:O	1:I:523:ILE:HG12	2.16	0.45
1:T:164:ASP:OD1	1:T:167:THR:N	2.40	0.45
1:V:51:ALA:O	1:V:55:THR:HG23	2.15	0.45
1:L:492:LEU:HA	1:L:495:THR:HG22	1.98	0.45
1:L:494:ASN:O	1:L:498:ASN:ND2	2.49	0.45
1:B:164:ASP:H	1:B:167:THR:HB	1.81	0.45
1:B:512:ALA:HA	1:A:545:LEU:HD21	1.99	0.45
1:O:164:ASP:O	1:O:168:LEU:HG	2.17	0.45
1:E:141:ASP:HA	1:E:161:LYS:HA	1.98	0.45
1:E:144:MET:HB3	1:E:158:ILE:HB	1.98	0.45
1:Q:164:ASP:H	1:Q:167:THR:HB	1.81	0.45
1:Q:485:LEU:O	1:Q:489:VAL:HG23	2.16	0.45
1:I:17:ASN:HA	1:I:20:LYS:HD2	1.97	0.45
1:B:70:ASP:O	1:B:74:VAL:HG23	2.16	0.45
1:B:125:ARG:CG	1:B:129:GLN:HE21	2.30	0.45

Continued on next page...

Continued from previous page...

Atom-1	Atom-2	Interatomic distance (Å)	Clash overlap (Å)
1:M:116:ILE:HG21	1:M:173:PHE:HD2	1.81	0.45
1:C:531:VAL:HG11	1:N:32:LEU:HG	1.98	0.45
1:F:70:ASP:O	1:F:74:VAL:HG23	2.16	0.45
1:I:488:ALA:O	1:I:492:LEU:HD23	2.17	0.45
1:J:170:LEU:HD13	1:J:173:PHE:HB2	1.97	0.45
1:J:484:ARG:NH2	1:K:122:GLU:OE1	2.49	0.45
1:V:170:LEU:HD11	1:V:463:ALA:HB3	1.98	0.45
1:L:481:VAL:O	1:L:485:LEU:HD23	2.16	0.45
1:B:3:GLN:OE1	1:M:22:GLN:HG2	2.17	0.45
1:M:74:VAL:HG22	1:M:132:PHE:CD2	2.51	0.45
1:O:31:ARG:HD3	1:O:37:ARG:HG3	1.99	0.45
1:Q:505:ARG:HB2	1:Q:505:ARG:NH1	2.32	0.45
1:Q:518:MET:O	1:Q:522:GLN:HG3	2.16	0.45
1:C:479:GLY:HA2	1:C:482:GLN:OE1	2.17	0.45
1:C:498:ASN:HD22	1:N:77:THR:HA	1.81	0.45
1:D:92:ILE:HD11	1:D:119:ARG:HB3	1.98	0.45
1:P:27:SER:O	1:P:31:ARG:HG3	2.17	0.45
1:P:503:GLN:OE1	1:P:507:GLN:NE2	2.50	0.45
1:R:69:ASN:O	1:R:72:ILE:HG12	2.16	0.45
1:R:486:ASP:OD2	1:H:42:LYS:HE3	2.15	0.45
1:V:92:ILE:HD11	1:V:119:ARG:CB	2.46	0.45
1:B:146:ILE:HD13	1:B:485:LEU:HD21	1.98	0.45
1:M:45:ALA:HB1	1:M:48:GLN:HE21	1.82	0.45
1:N:112:ILE:O	1:N:116:ILE:HG12	2.17	0.45
1:O:69:ASN:HA	1:O:72:ILE:HG22	1.98	0.45
1:F:10:LEU:HD11	1:G:29:ILE:HG21	1.99	0.45
1:R:170:LEU:C	1:R:172:GLY:H	2.20	0.45
1:U:520:LYS:O	1:U:524:ILE:HG12	2.17	0.45
1:L:174:ASN:ND2	1:L:177:GLY:O	2.50	0.45
1:L:502:ALA:O	1:L:506:ILE:HG12	2.17	0.45
1:B:31:ARG:HA	1:B:39:ASN:HD21	1.80	0.45
1:M:511:TYR:O	1:M:515:VAL:HG12	2.16	0.45
1:G:176:ASN:OD1	1:G:176:ASN:N	2.49	0.45
1:H:152:ASP:OD1	1:H:153:GLY:N	2.50	0.45
1:J:170:LEU:C	1:J:172:GLY:H	2.20	0.45
1:C:116:ILE:HG21	1:C:173:PHE:HD2	1.81	0.45
1:O:147:GLN:HA	1:O:155:THR:HG22	1.99	0.45
1:P:50:ILE:HG22	1:P:54:PHE:HE1	1.81	0.45
1:K:91:ARG:HD3	1:K:95:LEU:HD23	1.98	0.45
1:L:493:ASN:O	1:L:497:THR:HG23	2.16	0.45
1:B:154:GLN:HE21	1:B:155:THR:H	1.63	0.45

Continued on next page...

Continued from previous page...

Atom-1	Atom-2	Interatomic distance (Å)	Clash overlap (Å)
1:M:82:LEU:HD12	1:M:471:ILE:HG23	1.99	0.45
1:O:85:ILE:HG23	1:O:123:ILE:HG23	1.99	0.45
1:E:537:GLN:CA	1:E:540:GLN:HE22	2.30	0.45
1:P:163:ILE:HD11	1:P:474:PHE:CD1	2.52	0.45
1:F:69:ASN:O	1:F:72:ILE:HG22	2.16	0.45
1:Q:521:ALA:O	1:Q:524:ILE:N	2.50	0.45
1:T:113:GLN:OE1	1:T:174:ASN:HA	2.17	0.45
1:N:474:PHE:CE2	1:N:478:LEU:HD11	2.52	0.44
1:D:485:LEU:O	1:D:489:VAL:HG23	2.17	0.44
1:P:152:ASP:OD1	1:P:153:GLY:N	2.49	0.44
1:S:97:VAL:HG13	1:I:147:GLN:OE1	2.17	0.44
1:I:122:GLU:OE2	1:I:125:ARG:NE	2.48	0.44
1:J:485:LEU:O	1:J:489:VAL:HG23	2.18	0.44
1:V:525:GLN:HG2	1:V:529:ASN:HD21	1.82	0.44
1:L:514:GLU:HA	1:L:514:GLU:OE1	2.16	0.44
1:C:10:LEU:HD11	1:N:29:ILE:HB	1.98	0.44
1:D:105:SER:O	1:D:109:LEU:HD12	2.17	0.44
1:P:516:SER:O	1:P:520:LYS:HG3	2.17	0.44
1:K:166:ASP:OD1	1:K:167:THR:N	2.50	0.44
1:N:162:LYS:HG3	1:N:167:THR:HG21	2.00	0.44
1:D:173:PHE:HE1	1:D:460:PRO:HA	1.83	0.44
1:P:158:ILE:HG12	1:P:481:VAL:HG21	1.99	0.44
1:P:168:LEU:HD21	1:P:471:ILE:HD11	1.99	0.44
1:R:58:ILE:HG23	1:R:496:THR:HG23	1.99	0.44
1:R:152:ASP:OD1	1:R:153:GLY:N	2.50	0.44
1:R:486:ASP:O	1:R:490:THR:HG22	2.17	0.44
1:T:162:LYS:NZ	1:T:167:THR:HG1	2.15	0.44
1:J:101:THR:HG22	1:J:103:THR:H	1.81	0.44
1:U:116:ILE:HG21	1:U:173:PHE:CD2	2.44	0.44
1:L:486:ASP:O	1:L:490:THR:HG23	2.17	0.44
1:L:522:GLN:O	1:L:526:GLN:HG3	2.17	0.44
1:A:109:LEU:HB3	1:A:176:ASN:HB3	1.99	0.44
1:M:125:ARG:NH1	1:M:125:ARG:HG2	2.33	0.44
1:D:3:GLN:N	1:D:3:GLN:OE1	2.50	0.44
1:E:52:ASN:O	1:E:55:THR:OG1	2.30	0.44
1:P:37:ARG:NH1	1:Q:66:ARG:HH22	2.14	0.44
1:P:148:VAL:HG22	1:Q:125:ARG:HH21	1.82	0.44
1:R:55:THR:O	1:R:59:LYS:HG3	2.17	0.44
1:R:170:LEU:HG	1:R:171:ASN:H	1.83	0.44
1:S:112:ILE:O	1:S:116:ILE:HG12	2.17	0.44
1:U:520:LYS:HB2	1:U:520:LYS:HE2	1.70	0.44

Continued on next page...

Continued from previous page...

Atom-1	Atom-2	Interatomic distance (Å)	Clash overlap (Å)
1:B:125:ARG:O	1:B:129:GLN:HG3	2.17	0.44
1:H:85:ILE:O	1:H:89:LEU:HD13	2.17	0.44
1:I:515:VAL:O	1:I:518:MET:HG3	2.16	0.44
1:J:91:ARG:NH1	1:J:94:GLU:OE1	2.50	0.44
1:D:530:SER:O	1:D:534:LYS:NZ	2.50	0.44
1:E:170:LEU:HG	1:E:171:ASN:N	2.33	0.44
1:P:32:LEU:HD12	1:P:511:TYR:CD1	2.52	0.44
1:Q:32:LEU:HD13	1:Q:514:GLU:OE2	2.17	0.44
1:H:63:GLN:OE1	1:H:63:GLN:HA	2.16	0.44
1:T:13:ILE:O	1:T:17:ASN:ND2	2.51	0.44
1:B:526:GLN:HG2	1:L:541:GLN:OE1	2.18	0.44
1:C:531:VAL:HG21	1:N:33:SER:HA	1.98	0.44
1:E:168:LEU:HD21	1:E:471:ILE:HD11	2.00	0.44
1:F:109:LEU:HA	1:F:112:ILE:HD12	1.99	0.44
1:S:96:THR:HG21	1:S:460:PRO:HB2	1.98	0.44
1:I:61:LEU:HD11	1:I:499:LEU:HD12	2.00	0.44
1:J:484:ARG:NE	1:K:122:GLU:HB2	2.33	0.44
1:U:9:SER:HA	1:U:12:LEU:HB3	2.00	0.44
1:K:101:THR:HG22	1:K:103:THR:H	1.82	0.44
1:L:122:GLU:HA	1:L:122:GLU:OE2	2.17	0.44
1:M:69:ASN:HA	1:M:72:ILE:HG12	2.00	0.44
1:O:72:ILE:HD11	1:O:482:GLN:HG2	2.00	0.44
1:O:474:PHE:O	1:O:478:LEU:HD23	2.18	0.44
1:F:38[B]:ILE:HG12	1:F:507:GLN:HG3	2.00	0.44
1:F:71:GLY:HA3	1:F:146:ILE:HD13	2.00	0.44
1:V:147:GLN:HA	1:V:155:THR:HG22	2.00	0.44
1:V:460:PRO:HG2	1:V:461:LEU:HD12	1.99	0.44
1:B:48:GLN:OE1	1:B:48:GLN:HA	2.18	0.44
1:N:170:LEU:C	1:N:172:GLY:H	2.21	0.44
1:F:51:ALA:O	1:F:55:THR:HG23	2.16	0.44
1:F:72:ILE:HD11	1:F:482:GLN:HG3	2.00	0.44
1:U:92:ILE:HD11	1:U:119:ARG:HB2	2.00	0.44
1:U:534:LYS:O	1:U:538:VAL:HG23	2.17	0.44
1:B:78:THR:OG1	1:B:478:LEU:HD11	2.18	0.43
1:B:92:ILE:HG23	1:B:116:ILE:HG23	1.99	0.43
1:O:82:LEU:HG	1:O:474:PHE:CD2	2.53	0.43
1:P:5:ILE:HG22	1:P:542:VAL:HG21	1.99	0.43
1:F:498:ASN:HA	1:F:501:GLU:HG2	1.99	0.43
1:R:484:ARG:HD2	1:S:122:GLU:HB2	2.00	0.43
1:I:82:LEU:HD13	1:I:85:ILE:HD12	2.00	0.43
1:I:147:GLN:HA	1:I:155:THR:HG22	2.00	0.43

Continued on next page...

Continued from previous page...

Atom-1	Atom-2	Interatomic distance (Å)	Clash overlap (Å)
1:J:162:LYS:O	1:J:167:THR:HG21	2.18	0.43
1:J:484:ARG:HD3	1:K:118:SER:O	2.18	0.43
1:U:10:LEU:HD21	1:V:29:ILE:HG21	2.00	0.43
1:A:145:LYS:NZ	1:A:155:THR:HG21	2.33	0.43
1:M:92:ILE:HG23	1:M:116:ILE:HD12	1.99	0.43
1:F:39:ASN:O	1:F:40:SER:OG	2.33	0.43
1:G:455:GLU:OE2	1:G:456:SER:N	2.48	0.43
1:S:518:MET:SD	1:S:522:GLN:NE2	2.91	0.43
1:T:541:GLN:NE2	1:U:526:GLN:HE21	2.15	0.43
1:L:73:SER:O	1:L:76:GLN:HG2	2.18	0.43
1:L:78:THR:O	1:L:82:LEU:HD23	2.17	0.43
1:B:478:LEU:O	1:B:482:GLN:HG3	2.18	0.43
1:C:152:ASP:OD1	1:C:153:GLY:N	2.50	0.43
1:P:71:GLY:HA3	1:P:146:ILE:HD13	2.00	0.43
1:I:164:ASP:O	1:I:168:LEU:HG	2.19	0.43
1:T:90:GLN:NE2	1:J:52:ASN:OD1	2.52	0.43
1:L:478:LEU:O	1:L:482:GLN:HG3	2.18	0.43
1:E:152:ASP:OD1	1:E:153:GLY:N	2.52	0.43
1:T:170:LEU:HD13	1:T:173:PHE:CD1	2.53	0.43
1:V:122:GLU:O	1:V:126:VAL:HG12	2.17	0.43
1:M:59:LYS:HB2	1:M:59:LYS:HE2	1.78	0.43
1:C:38[A]:ILE:HG22	1:C:41:ALA:H	1.83	0.43
1:E:71:GLY:HA2	1:E:74:VAL:HG12	1.99	0.43
1:Q:497:THR:HG21	1:G:16:ASN:ND2	2.32	0.43
1:H:488:ALA:O	1:H:492:LEU:HD23	2.18	0.43
1:I:75:ALA:HA	1:I:478:LEU:HD11	2.01	0.43
1:T:170:LEU:HD13	1:T:173:PHE:HB2	2.01	0.43
1:A:37:ARG:HB2	1:A:508:ASP:O	2.19	0.43
1:A:538:VAL:HB	1:A:539:PRO:HD3	2.01	0.43
1:M:99:ALA:HB1	1:M:175:VAL:HB	2.00	0.43
1:F:546:LEU:HD23	1:F:546:LEU:HA	1.92	0.43
1:G:520:LYS:O	1:G:524:ILE:HG12	2.18	0.43
1:V:141:ASP:HB2	1:V:162:LYS:HB2	2.01	0.43
1:B:119:ARG:NH2	1:L:483:ASN:HD21	2.16	0.43
1:O:51:ALA:O	1:O:55:THR:HG23	2.19	0.43
1:E:82:LEU:HD13	1:E:475:ARG:HG2	1.99	0.43
1:P:147:GLN:NE2	1:P:149:GLY:H	2.16	0.43
1:P:523:ILE:HG23	1:G:543:LEU:HD21	2.01	0.43
1:F:460:PRO:O	1:F:464:LEU:HD13	2.19	0.43
1:G:76:GLN:HA	1:G:79:GLU:HG3	2.00	0.43
1:G:141:ASP:N	1:G:162:LYS:HB3	2.33	0.43

Continued on next page...

Continued from previous page...

Atom-1	Atom-2	Interatomic distance (Å)	Clash overlap (Å)
1:G:156:ILE:HG23	1:G:484:ARG:NH2	2.33	0.43
1:H:69:ASN:HA	1:H:72:ILE:HG22	2.01	0.43
1:A:14:THR:O	1:A:18:ILE:HG13	2.19	0.43
1:C:163:ILE:HG23	1:C:168:LEU:HD21	2.01	0.43
1:C:515:VAL:O	1:C:518:MET:HG3	2.19	0.43
1:D:72:ILE:O	1:D:76:GLN:HG2	2.18	0.43
1:G:170:LEU:HD22	1:G:173:PHE:CE1	2.53	0.43
1:R:28:SER:O	1:R:32:LEU:HD23	2.18	0.43
1:R:162:LYS:HZ2	1:R:167:THR:HG1	1.61	0.43
1:H:37:ARG:HB2	1:H:508:ASP:O	2.19	0.43
1:H:93:ARG:HA	1:H:464:LEU:HD13	2.01	0.43
1:V:31:ARG:HD2	1:V:37:ARG:HA	2.01	0.43
1:L:526:GLN:HA	1:L:529:ASN:HD22	1.84	0.43
1:A:70:ASP:O	1:A:74:VAL:HG23	2.19	0.43
1:N:505:ARG:O	1:O:66:ARG:NH2	2.52	0.43
1:P:469:SER:O	1:P:473:LYS:HG2	2.19	0.43
1:G:518:MET:O	1:G:522:GLN:HG3	2.19	0.43
1:G:537:GLN:OE1	1:G:541:GLN:NE2	2.51	0.43
1:H:174:ASN:OD1	1:H:177:GLY:N	2.52	0.43
1:H:498:ASN:HA	1:H:501:GLU:OE1	2.19	0.43
1:S:156:ILE:HD13	1:S:485:LEU:HD22	2.01	0.43
1:I:79:GLU:OE1	1:I:482:GLN:NE2	2.51	0.43
1:K:38[B]:ILE:HG23	1:K:41:ALA:HB2	2.00	0.43
1:V:25:LEU:HD22	1:V:525:GLN:OE1	2.19	0.43
1:A:61:LEU:O	1:A:492:LEU:HD23	2.19	0.43
1:A:469:SER:HB3	1:A:473:LYS:HZ1	1.84	0.43
1:M:174:ASN:ND2	1:M:177:GLY:O	2.48	0.43
1:E:536:ASN:O	1:E:539:PRO:HD2	2.18	0.43
1:P:5:ILE:HG21	1:P:542:VAL:HG11	2.00	0.43
1:S:86:ASN:HD21	1:I:52:ASN:HD21	1.66	0.43
1:A:493:ASN:O	1:A:497:THR:HG23	2.19	0.42
1:N:149:GLY:HA3	1:N:154:GLN:OE1	2.19	0.42
1:N:494:ASN:ND2	1:O:84:GLU:OE2	2.33	0.42
1:N:506:ILE:HA	1:O:66:ARG:HH21	1.84	0.42
1:R:141:ASP:N	1:R:162:LYS:HB3	2.34	0.42
1:R:484:ARG:HH12	1:S:121:ASP:HB3	1.83	0.42
1:H:108:ASP:O	1:H:112:ILE:HD12	2.19	0.42
1:T:69:ASN:HA	1:T:72:ILE:HG22	2.00	0.42
1:J:58:ILE:HG13	1:J:496:THR:HG23	2.00	0.42
1:V:94:GLU:OE2	1:L:59:LYS:HB3	2.19	0.42
1:B:74:VAL:HG22	1:B:132:PHE:CD2	2.54	0.42

Continued on next page...

Continued from previous page...

Atom-1	Atom-2	Interatomic distance (Å)	Clash overlap (Å)
1:M:74:VAL:HG22	1:M:132:PHE:HD2	1.83	0.42
1:D:91:ARG:HD2	1:D:94:GLU:OE2	2.18	0.42
1:O:66:ARG:HA	1:O:66:ARG:HD2	1.76	0.42
1:O:98:GLN:HB3	1:E:63:GLN:CG	2.49	0.42
1:P:41:ALA:HB1	1:P:43:ASP:OD1	2.20	0.42
1:F:38[B]:ILE:HB	1:F:507:GLN:HE21	1.84	0.42
1:T:478:LEU:HA	1:T:481:VAL:HG22	2.01	0.42
1:U:173:PHE:HE1	1:U:460:PRO:HB3	1.84	0.42
1:B:541:GLN:HB3	1:M:529:ASN:ND2	2.34	0.42
1:D:14:THR:O	1:D:18:ILE:HG13	2.20	0.42
1:O:492:LEU:O	1:O:496:THR:HG23	2.18	0.42
1:T:170:LEU:HB3	1:T:173:PHE:HB2	2.02	0.42
1:A:81:ALA:O	1:A:85:ILE:HG13	2.20	0.42
1:C:38[B]:ILE:HG22	1:C:41:ALA:H	1.83	0.42
1:C:501:GLU:O	1:C:505:ARG:HG3	2.20	0.42
1:O:37:ARG:HB3	1:O:507:GLN:HB2	2.01	0.42
1:O:90:GLN:OE1	1:E:59:LYS:HE3	2.18	0.42
1:E:478:LEU:HA	1:E:481:VAL:HG22	2.01	0.42
1:F:164:ASP:N	1:F:164:ASP:OD2	2.52	0.42
1:G:82:LEU:HD21	1:G:474:PHE:CD1	2.54	0.42
1:H:116:ILE:HG21	1:H:173:PHE:CD2	2.54	0.42
1:S:459:ASP:HB3	1:S:462:ALA:HB3	2.00	0.42
1:I:14:THR:HG21	1:I:531:VAL:HG13	2.02	0.42
1:I:531:VAL:HG11	1:T:33:SER:HA	2.00	0.42
1:T:82:LEU:HD11	1:T:474:PHE:CD2	2.55	0.42
1:T:481:VAL:HA	1:T:484:ARG:HH12	1.84	0.42
1:A:40:SER:O	1:A:42:LYS:N	2.52	0.42
1:M:520:LYS:HZ2	1:M:520:LYS:HG3	1.57	0.42
1:O:511:TYR:CD2	1:E:5:ILE:HD13	2.54	0.42
1:P:519:SER:O	1:P:523:ILE:HG12	2.19	0.42
1:S:536:ASN:O	1:S:539:PRO:HD2	2.19	0.42
1:I:120:LEU:HD23	1:I:123:ILE:HD12	2.02	0.42
1:I:141:ASP:HB2	1:I:162:LYS:H	1.85	0.42
1:T:481:VAL:HA	1:T:484:ARG:NH1	2.34	0.42
1:K:514:GLU:OE1	1:K:514:GLU:HA	2.20	0.42
1:V:110:ASP:HA	1:V:176:ASN:HD22	1.83	0.42
1:L:51:ALA:O	1:L:55:THR:HG23	2.20	0.42
1:A:10:LEU:HA	1:A:13:ILE:HG22	2.01	0.42
1:C:164:ASP:OD1	1:C:167:THR:HG23	2.20	0.42
1:O:94:GLU:HB3	1:E:59:LYS:NZ	2.31	0.42
1:F:93:ARG:O	1:F:97:VAL:HG13	2.19	0.42

Continued on next page...

Continued from previous page...

Atom-1	Atom-2	Interatomic distance (Å)	Clash overlap (Å)
1:H:99:ALA:HB2	1:H:112:ILE:HG21	2.02	0.42
1:S:85:ILE:HG23	1:S:123:ILE:HG23	2.01	0.42
1:S:93:ARG:HA	1:S:464:LEU:HD13	2.02	0.42
1:I:82:LEU:HD21	1:I:138:LEU:HD11	2.01	0.42
1:K:478:LEU:HA	1:K:481:VAL:HG22	2.02	0.42
1:L:30:GLU:OE1	1:L:39:ASN:ND2	2.53	0.42
1:L:113:GLN:HA	1:L:116:ILE:HG12	2.01	0.42
1:M:61:LEU:CD1	1:M:492:LEU:HD22	2.50	0.42
1:N:141:ASP:N	1:N:162:LYS:HB3	2.35	0.42
1:F:38[A]:ILE:HB	1:F:507:GLN:HE21	1.85	0.42
1:G:518:MET:HB3	1:G:518:MET:HE2	1.82	0.42
1:H:166:ASP:HA	1:H:171:ASN:HB3	2.01	0.42
1:K:147:GLN:HA	1:K:155:THR:HG22	2.02	0.42
1:K:505:ARG:NH2	1:L:69:ASN:HD22	2.04	0.42
1:V:161:LYS:HE2	1:V:474:PHE:CD1	2.55	0.42
1:C:75:ALA:HB1	1:C:482:GLN:NE2	2.35	0.42
1:P:69:ASN:O	1:P:72:ILE:HG22	2.19	0.42
1:Q:480:ALA:HA	1:Q:483:ASN:HD22	1.84	0.42
1:R:101:THR:HG22	1:R:103:THR:H	1.85	0.42
1:H:74:VAL:HG22	1:H:132:PHE:CD2	2.54	0.42
1:I:138:LEU:HD12	1:I:163:ILE:HB	2.01	0.42
1:I:139:ALA:O	1:I:162:LYS:HG3	2.19	0.42
1:T:15:GLN:HA	1:T:18:ILE:HG22	2.01	0.42
1:T:520:LYS:O	1:T:524:ILE:HG13	2.20	0.42
1:U:162:LYS:NZ	1:U:164:ASP:OD2	2.53	0.42
1:L:170:LEU:HD12	1:L:173:PHE:CE1	2.55	0.42
1:N:493:ASN:O	1:N:497:THR:HG23	2.20	0.42
1:O:174:ASN:OD1	1:O:177:GLY:N	2.53	0.42
1:U:117:LYS:O	1:U:117:LYS:HD3	2.20	0.42
1:U:170:LEU:C	1:U:172:GLY:H	2.22	0.42
1:V:511:TYR:O	1:V:515:VAL:HG12	2.20	0.42
1:V:536:ASN:O	1:V:539:PRO:HD2	2.19	0.42
1:V:542:VAL:O	1:V:546:LEU:HG	2.19	0.42
1:B:154:GLN:HE21	1:B:155:THR:N	2.17	0.42
1:A:156:ILE:HD11	1:A:484:ARG:HG2	2.01	0.42
1:M:485:LEU:O	1:M:489:VAL:HG23	2.20	0.42
1:Q:493:ASN:O	1:Q:497:THR:HG23	2.20	0.42
1:G:69:ASN:HA	1:G:72:ILE:HG12	2.01	0.42
1:G:170:LEU:C	1:G:172:GLY:H	2.23	0.42
1:S:119:ARG:O	1:S:123:ILE:HG12	2.20	0.42
1:S:519:SER:O	1:S:523:ILE:HG12	2.19	0.42

Continued on next page...

Continued from previous page...

Atom-1	Atom-2	Interatomic distance (Å)	Clash overlap (Å)
1:K:84:GLU:OE1	1:K:88:ASN:ND2	2.53	0.42
1:V:90:GLN:NE2	1:L:55:THR:OG1	2.52	0.42
1:B:78:THR:O	1:B:82:LEU:HD23	2.19	0.41
1:N:116:ILE:HG21	1:N:173:PHE:HD2	1.84	0.41
1:O:537:GLN:O	1:O:540:GLN:HG2	2.20	0.41
1:F:93:ARG:NH1	1:F:465:ASP:OD1	2.53	0.41
1:Q:91:ARG:O	1:Q:94:GLU:HB3	2.20	0.41
1:H:494:ASN:O	1:H:497:THR:OG1	2.33	0.41
1:H:522:GLN:O	1:H:526:GLN:OE1	2.38	0.41
1:T:92:ILE:HG23	1:T:116:ILE:HD12	2.01	0.41
1:T:170:LEU:C	1:T:172:GLY:H	2.22	0.41
1:J:50:ILE:HG22	1:J:54:PHE:CE2	2.55	0.41
1:U:78:THR:O	1:U:82:LEU:HD23	2.19	0.41
1:K:116:ILE:HG21	1:K:173:PHE:CE2	2.55	0.41
1:K:173:PHE:HE1	1:K:460:PRO:HB3	1.85	0.41
1:L:92:ILE:HD11	1:L:119:ARG:HG3	2.02	0.41
1:B:38[A]:ILE:O	1:B:38[A]:ILE:HG22	2.19	0.41
1:B:79:GLU:HB2	1:B:478:LEU:HD22	2.01	0.41
1:B:129:GLN:HE22	1:L:154:GLN:HG2	1.85	0.41
1:B:461:LEU:HB2	1:A:152:ASP:HB2	2.01	0.41
1:N:520:LYS:HZ3	1:E:5:ILE:C	2.22	0.41
1:E:68:ALA:HB1	1:E:485:LEU:HD12	2.02	0.41
1:G:101:THR:HG22	1:G:103:THR:HG22	2.01	0.41
1:N:170:LEU:HG	1:N:171:ASN:N	2.33	0.41
1:D:40:SER:O	1:D:40:SER:OG	2.38	0.41
1:O:137:VAL:HG23	1:O:138:LEU:HG	2.03	0.41
1:G:505:ARG:CZ	1:R:69:ASN:HB3	2.50	0.41
1:T:18:ILE:HD12	1:T:18:ILE:HA	1.91	0.41
1:T:523:ILE:HD12	1:K:543:LEU:HD11	2.01	0.41
1:V:82:LEU:HD12	1:V:471:ILE:HG23	2.02	0.41
1:L:57:ASN:OD1	1:L:61:LEU:HD13	2.21	0.41
1:M:91:ARG:HD2	1:M:91:ARG:HA	1.89	0.41
1:D:50:ILE:HD11	1:O:108:ASP:OD2	2.21	0.41
1:E:530:SER:HB2	1:F:546:LEU:HD13	2.02	0.41
1:P:498:ASN:O	1:P:501:GLU:HG2	2.21	0.41
1:G:511:TYR:HA	1:G:514:GLU:OE2	2.20	0.41
1:R:25:LEU:O	1:R:28:SER:OG	2.30	0.41
1:R:57:ASN:O	1:R:61:LEU:HG	2.21	0.41
1:L:474:PHE:CE2	1:L:478:LEU:HD21	2.56	0.41
1:B:491:ASN:C	1:B:491:ASN:HD22	2.20	0.41
1:M:101:THR:HG22	1:M:103:THR:H	1.85	0.41

Continued on next page...

Continued from previous page...

Atom-1	Atom-2	Interatomic distance (Å)	Clash overlap (Å)
1:N:93:ARG:NH1	1:N:465:ASP:OD2	2.53	0.41
1:O:170:LEU:HD13	1:O:173:PHE:HD1	1.85	0.41
1:O:481:VAL:O	1:O:485:LEU:HD23	2.20	0.41
1:O:485:LEU:O	1:O:489:VAL:HG23	2.20	0.41
1:H:120:LEU:HD11	1:H:170:LEU:HD11	2.03	0.41
1:B:170:LEU:C	1:B:172:GLY:H	2.23	0.41
1:A:528:GLY:HA2	1:A:531:VAL:HG12	2.02	0.41
1:N:86:ASN:HD21	1:D:52:ASN:ND2	2.17	0.41
1:D:112:ILE:HG22	1:D:175:VAL:HG21	2.02	0.41
1:E:534:LYS:O	1:E:538:VAL:HG23	2.20	0.41
1:G:34:SER:OG	1:G:39:ASN:OD1	2.32	0.41
1:R:67:ASN:OD1	1:R:146:ILE:HG23	2.21	0.41
1:H:113:GLN:NE2	1:H:174:ASN:HA	2.32	0.41
1:U:92:ILE:HA	1:U:95:LEU:HD23	2.03	0.41
1:K:474:PHE:O	1:K:478:LEU:HD23	2.21	0.41
1:O:482:GLN:OE1	1:E:42:LYS:HD3	2.19	0.41
1:P:485:LEU:O	1:P:489:VAL:HG23	2.20	0.41
1:Q:170:LEU:HG	1:Q:171:ASN:H	1.85	0.41
1:Q:541:GLN:O	1:Q:545:LEU:HG	2.20	0.41
1:G:170:LEU:HD22	1:G:173:PHE:CZ	2.56	0.41
1:R:484:ARG:NH2	1:S:125:ARG:HD3	2.36	0.41
1:S:122:GLU:O	1:S:126:VAL:HG12	2.21	0.41
1:T:10:LEU:HD21	1:U:26:SER:HA	2.03	0.41
1:T:80:GLY:O	1:T:84:GLU:HG3	2.20	0.41
1:J:30:GLU:O	1:J:39:ASN:ND2	2.53	0.41
1:K:545:LEU:HD21	1:L:529:ASN:HB3	2.03	0.41
1:M:163:ILE:O	1:M:163:ILE:HG23	2.20	0.41
1:E:49:ALA:O	1:E:53:ARG:HG3	2.21	0.41
1:H:154:GLN:HG2	1:I:129:GLN:NE2	2.36	0.41
1:T:497:THR:HG21	1:J:16:ASN:OD1	2.21	0.41
1:J:93:ARG:O	1:J:97:VAL:HG23	2.21	0.41
1:A:170:LEU:C	1:A:172:GLY:H	2.23	0.41
1:M:94:GLU:O	1:M:97:VAL:HG22	2.21	0.41
1:N:30:GLU:OE1	1:N:39:ASN:ND2	2.53	0.41
1:N:113:GLN:HE22	1:N:174:ASN:HA	1.86	0.41
1:D:93:ARG:HH12	1:D:461:LEU:HB3	1.85	0.41
1:O:82:LEU:HG	1:O:474:PHE:CE2	2.56	0.41
1:O:168:LEU:HD22	1:O:471:ILE:HD11	2.02	0.41
1:O:518:MET:O	1:O:522:GLN:HG3	2.21	0.41
1:O:519:SER:O	1:O:523:ILE:HG12	2.21	0.41
1:O:536:ASN:O	1:O:539:PRO:HD2	2.20	0.41

Continued on next page...

Continued from previous page...

Atom-1	Atom-2	Interatomic distance (Å)	Clash overlap (Å)
1:E:37:ARG:HB2	1:E:508:ASP:O	2.21	0.41
1:E:481:VAL:O	1:E:485:LEU:HD23	2.21	0.41
1:P:95:LEU:HG	1:P:112:ILE:HG23	2.02	0.41
1:F:170:LEU:HG	1:F:171:ASN:H	1.85	0.41
1:F:469:SER:O	1:F:473:LYS:HG2	2.21	0.41
1:Q:469:SER:O	1:Q:473:LYS:HG3	2.21	0.41
1:Q:472:ASP:HA	1:Q:475:ARG:HG2	2.03	0.41
1:G:515:VAL:O	1:G:518:MET:HG2	2.20	0.41
1:G:528:GLY:HA2	1:G:531:VAL:HG12	2.03	0.41
1:R:494:ASN:O	1:R:497:THR:OG1	2.33	0.41
1:R:511:TYR:CE1	1:H:5:ILE:HD12	2.56	0.41
1:H:51:ALA:O	1:H:55:THR:HG23	2.21	0.41
1:H:481:VAL:O	1:H:485:LEU:HD23	2.21	0.41
1:S:485:LEU:O	1:S:489:VAL:HG23	2.21	0.41
1:T:95:LEU:HA	1:T:98:GLN:HG3	2.03	0.41
1:T:511:TYR:HE1	1:J:5:ILE:HG21	1.85	0.41
1:U:14:THR:O	1:U:18:ILE:HG12	2.21	0.41
1:L:42:LYS:HE2	1:L:42:LYS:HB3	1.86	0.41
1:L:460:PRO:O	1:L:464:LEU:HG	2.21	0.41
1:A:18:ILE:O	1:A:22:GLN:HG3	2.21	0.41
1:D:50:ILE:HD12	1:E:133:ASN:OD1	2.21	0.41
1:G:26:SER:HA	1:G:29:ILE:HG22	2.01	0.41
1:G:151:ASN:HD21	1:R:129:GLN:NE2	2.18	0.41
1:S:538:VAL:HB	1:S:539:PRO:HD3	2.03	0.41
1:I:493:ASN:O	1:I:497:THR:HG23	2.20	0.41
1:V:78:THR:O	1:V:82:LEU:HD23	2.20	0.41
1:B:38[B]:ILE:O	1:B:38[B]:ILE:HG22	2.20	0.40
1:B:511:TYR:HA	1:B:514:GLU:HB2	2.02	0.40
1:A:3:GLN:HG2	1:C:22:GLN:OE1	2.21	0.40
1:M:71:GLY:HA3	1:M:146:ILE:HD13	2.03	0.40
1:M:89:LEU:HD11	1:M:467:ALA:HB1	2.02	0.40
1:C:73:SER:O	1:C:76:GLN:HG2	2.22	0.40
1:G:3:GLN:HG2	1:G:4:VAL:HG13	2.02	0.40
1:T:101:THR:HG22	1:T:103:THR:H	1.86	0.40
1:K:69:ASN:O	1:K:72:ILE:HG22	2.21	0.40
1:K:117:LYS:NZ	1:K:121:ASP:OD1	2.54	0.40
1:L:520:LYS:HD3	1:L:520:LYS:HA	1.75	0.40
1:O:139:ALA:O	1:O:162:LYS:HG3	2.20	0.40
1:Q:503:GLN:O	1:Q:507:GLN:HG2	2.21	0.40
1:R:117:LYS:HA	1:R:117:LYS:HD3	1.81	0.40
1:H:98:GLN:O	1:H:104:ASN:ND2	2.54	0.40

Continued on next page...

Continued from previous page...

Atom-1	Atom-2	Interatomic distance (Å)	Clash overlap (Å)
1:S:73:SER:O	1:S:77:THR:HG23	2.21	0.40
1:S:484:ARG:HE	1:S:484:ARG:HB3	1.72	0.40
1:I:51:ALA:HB1	1:I:507:GLN:NE2	2.37	0.40
1:B:125:ARG:HD3	1:L:484:ARG:NH2	2.37	0.40
1:A:69:ASN:O	1:A:72:ILE:HG22	2.20	0.40
1:M:80:GLY:O	1:M:83:SER:HB3	2.21	0.40
1:N:510:ASP:H	1:D:5:ILE:HD12	1.87	0.40
1:O:472:ASP:OD1	1:O:475:ARG:NH2	2.49	0.40
1:O:492:LEU:HD23	1:O:492:LEU:HA	1.95	0.40
1:E:480:ALA:O	1:E:484:ARG:HG3	2.21	0.40
1:P:506:ILE:O	1:Q:66:ARG:NH2	2.55	0.40
1:R:38[B]:ILE:HG23	1:R:41:ALA:HB2	2.03	0.40
1:H:112:ILE:O	1:H:116:ILE:HG12	2.21	0.40
1:I:520:LYS:NZ	1:J:7:THR:HA	2.37	0.40
1:T:511:TYR:CE1	1:J:5:ILE:HG21	2.55	0.40
1:U:54:PHE:HZ	1:V:132:PHE:CZ	2.40	0.40
1:M:512:ALA:O	1:N:15:GLN:NE2	2.54	0.40
1:C:91:ARG:HD3	1:C:91:ARG:O	2.20	0.40
1:C:93:ARG:HH11	1:C:93:ARG:HG3	1.85	0.40
1:D:473:LYS:HA	1:D:473:LYS:HD3	1.85	0.40
1:O:119:ARG:O	1:O:123:ILE:HG13	2.22	0.40
1:P:502:ALA:O	1:P:506:ILE:HG12	2.22	0.40
1:Q:466:ASP:O	1:Q:470:GLN:OE1	2.38	0.40
1:Q:475:ARG:NH2	1:G:40:SER:O	2.54	0.40
1:G:125:ARG:NH1	1:G:129:GLN:OE1	2.52	0.40
1:H:170:LEU:C	1:H:172:GLY:H	2.25	0.40
1:H:528:GLY:HA2	1:H:531:VAL:HG22	2.03	0.40
1:I:538:VAL:HB	1:I:539:PRO:HD3	2.04	0.40
1:U:51:ALA:O	1:U:55:THR:HG23	2.21	0.40
1:U:99:ALA:HB2	1:U:112:ILE:HG21	2.03	0.40
1:L:31:ARG:HH11	1:L:37:ARG:HG3	1.86	0.40
1:D:10:LEU:HD21	1:E:29:ILE:HD12	2.03	0.40
1:D:528:GLY:HA2	1:D:531:VAL:HG12	2.04	0.40
1:O:91:ARG:HG2	1:O:119:ARG:NH2	2.36	0.40
1:P:493:ASN:O	1:P:497:THR:HG23	2.22	0.40
1:F:514:GLU:HA	1:F:517:ASN:ND2	2.36	0.40
1:Q:103:THR:HA	1:G:144:MET:SD	2.61	0.40
1:G:37:ARG:HB3	1:G:508:ASP:O	2.20	0.40
1:H:110:ASP:OD1	1:H:176:ASN:ND2	2.50	0.40
1:H:525:GLN:HE21	1:H:525:GLN:HB3	1.71	0.40
1:S:15:GLN:HA	1:S:18:ILE:HD12	2.02	0.40

Continued on next page...

Continued from previous page...

Atom-1	Atom-2	Interatomic distance (Å)	Clash overlap (Å)
1:S:25:LEU:HB2	1:S:521:ALA:HB1	2.04	0.40
1:S:64:ALA:HB1	1:S:148:VAL:HA	2.03	0.40
1:U:90:GLN:HE22	1:U:468:ILE:HD13	1.86	0.40
1:K:38[A]:ILE:HG23	1:K:41:ALA:HB2	2.02	0.40
1:K:466:ASP:O	1:K:470:GLN:HG2	2.21	0.40
1:L:99:ALA:HB2	1:L:112:ILE:HG21	2.03	0.40

There are no symmetry-related clashes.

5.3 Torsion angles [i](#)

5.3.1 Protein backbone [i](#)

In the following table, the Percentiles column shows the percent Ramachandran outliers of the chain as a percentile score with respect to all PDB entries followed by that with respect to all EM entries.

The Analysed column shows the number of residues for which the backbone conformation was analysed, and the total number of residues.

Mol	Chain	Analysed	Favoured	Allowed	Outliers	Percentiles	
1	A	266/548 (48%)	255 (96%)	10 (4%)	1 (0%)	34	71
1	B	266/548 (48%)	256 (96%)	10 (4%)	0	100	100
1	C	266/548 (48%)	256 (96%)	10 (4%)	0	100	100
1	D	266/548 (48%)	255 (96%)	11 (4%)	0	100	100
1	E	266/548 (48%)	255 (96%)	11 (4%)	0	100	100
1	F	266/548 (48%)	253 (95%)	13 (5%)	0	100	100
1	G	266/548 (48%)	254 (96%)	12 (4%)	0	100	100
1	H	266/548 (48%)	257 (97%)	8 (3%)	1 (0%)	34	71
1	I	266/548 (48%)	255 (96%)	11 (4%)	0	100	100
1	J	266/548 (48%)	253 (95%)	13 (5%)	0	100	100
1	K	266/548 (48%)	251 (94%)	15 (6%)	0	100	100
1	L	266/548 (48%)	255 (96%)	11 (4%)	0	100	100
1	M	266/548 (48%)	254 (96%)	12 (4%)	0	100	100
1	N	266/548 (48%)	251 (94%)	15 (6%)	0	100	100
1	O	266/548 (48%)	255 (96%)	11 (4%)	0	100	100

Continued on next page...

Continued from previous page...

Mol	Chain	Analysed	Favoured	Allowed	Outliers	Percentiles	
1	P	266/548 (48%)	253 (95%)	13 (5%)	0	100	100
1	Q	266/548 (48%)	251 (94%)	15 (6%)	0	100	100
1	R	266/548 (48%)	253 (95%)	13 (5%)	0	100	100
1	S	266/548 (48%)	257 (97%)	9 (3%)	0	100	100
1	T	266/548 (48%)	254 (96%)	12 (4%)	0	100	100
1	U	266/548 (48%)	254 (96%)	12 (4%)	0	100	100
1	V	266/548 (48%)	253 (95%)	13 (5%)	0	100	100
All	All	5852/12056 (48%)	5590 (96%)	260 (4%)	2 (0%)	100	100

All (2) Ramachandran outliers are listed below:

Mol	Chain	Res	Type
1	A	171	ASN
1	H	41	ALA

5.3.2 Protein sidechains [i](#)

In the following table, the Percentiles column shows the percent sidechain outliers of the chain as a percentile score with respect to all PDB entries followed by that with respect to all EM entries.

The Analysed column shows the number of residues for which the sidechain conformation was analysed, and the total number of residues.

Mol	Chain	Analysed	Rotameric	Outliers	Percentiles	
1	A	227/425 (53%)	227 (100%)	0	100	100
1	B	227/425 (53%)	224 (99%)	3 (1%)	69	82
1	C	227/425 (53%)	227 (100%)	0	100	100
1	D	227/425 (53%)	227 (100%)	0	100	100
1	E	227/425 (53%)	225 (99%)	2 (1%)	78	87
1	F	227/425 (53%)	226 (100%)	1 (0%)	91	94
1	G	227/425 (53%)	226 (100%)	1 (0%)	91	94
1	H	227/425 (53%)	226 (100%)	1 (0%)	91	94
1	I	227/425 (53%)	224 (99%)	3 (1%)	69	82
1	J	227/425 (53%)	226 (100%)	1 (0%)	91	94
1	K	227/425 (53%)	225 (99%)	2 (1%)	78	87

Continued on next page...

Continued from previous page...

Mol	Chain	Analysed	Rotameric	Outliers	Percentiles	
1	L	227/425 (53%)	225 (99%)	2 (1%)	78	87
1	M	227/425 (53%)	227 (100%)	0	100	100
1	N	227/425 (53%)	226 (100%)	1 (0%)	91	94
1	O	227/425 (53%)	226 (100%)	1 (0%)	91	94
1	P	227/425 (53%)	226 (100%)	1 (0%)	91	94
1	Q	227/425 (53%)	224 (99%)	3 (1%)	69	82
1	R	227/425 (53%)	226 (100%)	1 (0%)	91	94
1	S	227/425 (53%)	225 (99%)	2 (1%)	78	87
1	T	227/425 (53%)	226 (100%)	1 (0%)	91	94
1	U	227/425 (53%)	225 (99%)	2 (1%)	78	87
1	V	227/425 (53%)	226 (100%)	1 (0%)	91	94
All	All	4994/9350 (53%)	4965 (99%)	29 (1%)	86	91

All (29) residues with a non-rotameric sidechain are listed below:

Mol	Chain	Res	Type
1	B	491	ASN
1	B	503	GLN
1	B	534	LYS
1	N	22	GLN
1	O	475	ARG
1	E	86	ASN
1	E	171	ASN
1	P	21	ASN
1	F	48	GLN
1	Q	21	ASN
1	Q	86	ASN
1	Q	171	ASN
1	G	52	ASN
1	R	86	ASN
1	H	525	GLN
1	S	22	GLN
1	S	93	ARG
1	I	86	ASN
1	I	93	ARG
1	I	525	GLN
1	T	491	ASN
1	J	491	ASN

Continued on next page...

Continued from previous page...

Mol	Chain	Res	Type
1	U	93	ARG
1	U	525	GLN
1	K	91	ARG
1	K	491	ASN
1	V	21	ASN
1	L	86	ASN
1	L	162	LYS

Sometimes sidechains can be flipped to improve hydrogen bonding and reduce clashes. All (72) such sidechains are listed below:

Mol	Chain	Res	Type
1	B	19	ASN
1	B	98	GLN
1	B	129	GLN
1	B	171	ASN
1	B	482	GLN
1	B	503	GLN
1	B	507	GLN
1	A	154	GLN
1	A	525	GLN
1	M	171	ASN
1	M	503	GLN
1	N	15	GLN
1	N	90	GLN
1	N	113	GLN
1	N	154	GLN
1	N	171	ASN
1	N	491	ASN
1	D	16	ASN
1	O	86	ASN
1	O	133	ASN
1	O	503	GLN
1	O	537	GLN
1	E	136	ASN
1	E	151	ASN
1	E	540	GLN
1	P	498	ASN
1	P	503	GLN
1	P	507	GLN
1	F	16	ASN
1	F	67	ASN
1	F	113	GLN

Continued on next page...

Continued from previous page...

Mol	Chain	Res	Type
1	F	517	ASN
1	Q	63	GLN
1	Q	76	GLN
1	Q	86	ASN
1	G	67	ASN
1	G	104	ASN
1	R	86	ASN
1	R	129	GLN
1	R	154	GLN
1	R	498	ASN
1	R	503	GLN
1	R	522	GLN
1	R	525	GLN
1	R	529	ASN
1	H	17	ASN
1	H	48	GLN
1	H	113	GLN
1	S	86	ASN
1	I	88	ASN
1	I	151	ASN
1	I	154	GLN
1	I	547	GLN
1	T	90	GLN
1	T	129	GLN
1	J	17	ASN
1	J	48	GLN
1	J	52	ASN
1	U	491	ASN
1	U	503	GLN
1	U	507	GLN
1	U	526	GLN
1	K	19	ASN
1	K	154	GLN
1	K	491	ASN
1	K	526	GLN
1	V	19	ASN
1	L	16	ASN
1	L	52	ASN
1	L	69	ASN
1	L	151	ASN
1	L	529	ASN

5.3.3 RNA [i](#)

There are no RNA molecules in this entry.

5.4 Non-standard residues in protein, DNA, RNA chains [i](#)

There are no non-standard protein/DNA/RNA residues in this entry.

5.5 Carbohydrates [i](#)

There are no monosaccharides in this entry.

5.6 Ligand geometry [i](#)

There are no ligands in this entry.

5.7 Other polymers [i](#)

There are no such residues in this entry.

5.8 Polymer linkage issues [i](#)

There are no chain breaks in this entry.


6 Map visualisation [i](#)

This section contains visualisations of the EMDB entry EMD-27076. These allow visual inspection of the internal detail of the map and identification of artifacts.


Images derived from a raw map, generated by summing the deposited half-maps, are presented below the corresponding image components of the primary map to allow further visual inspection and comparison with those of the primary map.

6.1 Orthogonal projections [i](#)

6.1.1 Primary map



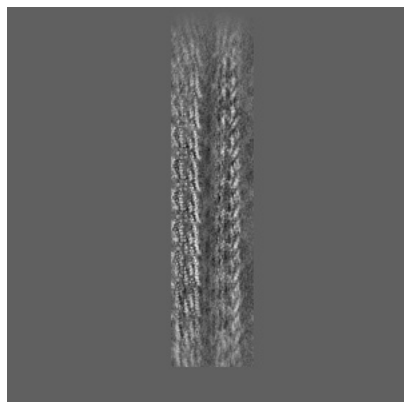
6.1.2 Raw map




The images above show the map projected in three orthogonal directions.

6.2 Central slices [i](#)


6.2.1 Primary map



X Index: 312




Y Index: 312




Z Index: 312

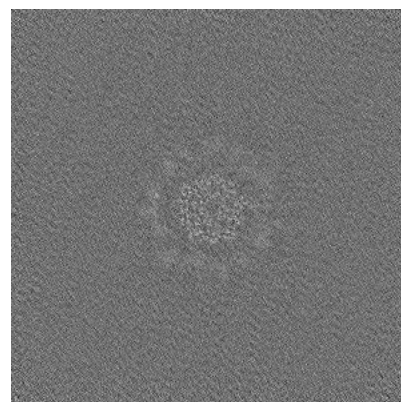
6.2.2 Raw map



X Index: 312



Y Index: 312




Z Index: 312


The images above show central slices of the map in three orthogonal directions.

6.3 Largest variance slices [i](#)


6.3.1 Primary map



X Index: 294




Y Index: 314




Z Index: 331


6.3.2 Raw map



X Index: 0



Y Index: 0

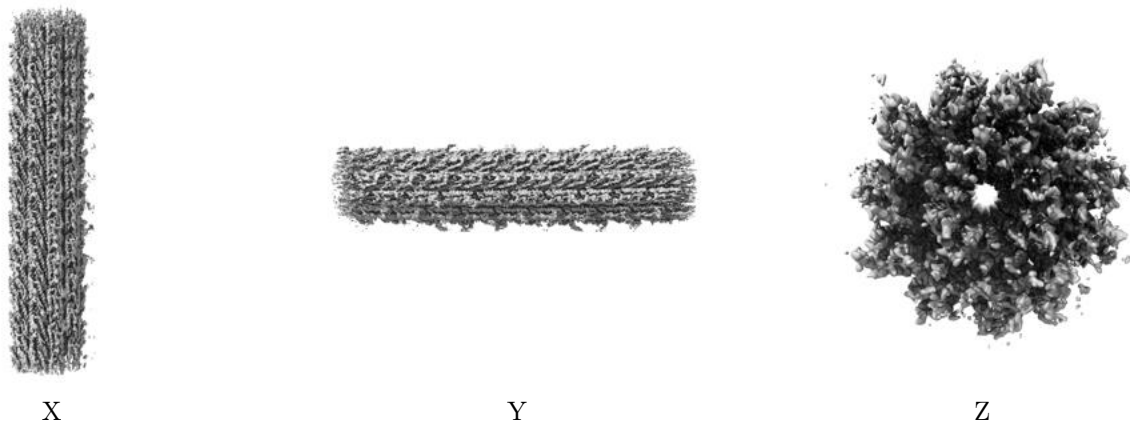


Z Index: 0

The images above show the largest variance slices of the map in three orthogonal directions.


6.4 Orthogonal surface views [i](#)

6.4.1 Primary map



The images above show the 3D surface view of the map at the recommended contour level 0.177. These images, in conjunction with the slice images, may facilitate assessment of whether an appropriate contour level has been provided.

6.4.2 Raw map



These images show the 3D surface of the raw map. The raw map's contour level was selected so that its surface encloses the same volume as the primary map does at its recommended contour level.


6.5 Mask visualisation [i](#)

This section shows the 3D surface view of the primary map at 50% transparency overlaid with the specified mask at 0% transparency


A mask typically either:

- Encompasses the whole structure
- Separates out a domain, a functional unit, a monomer or an area of interest from a larger structure


6.5.1 emd_27076_msk_1.map [i](#)



X



Y

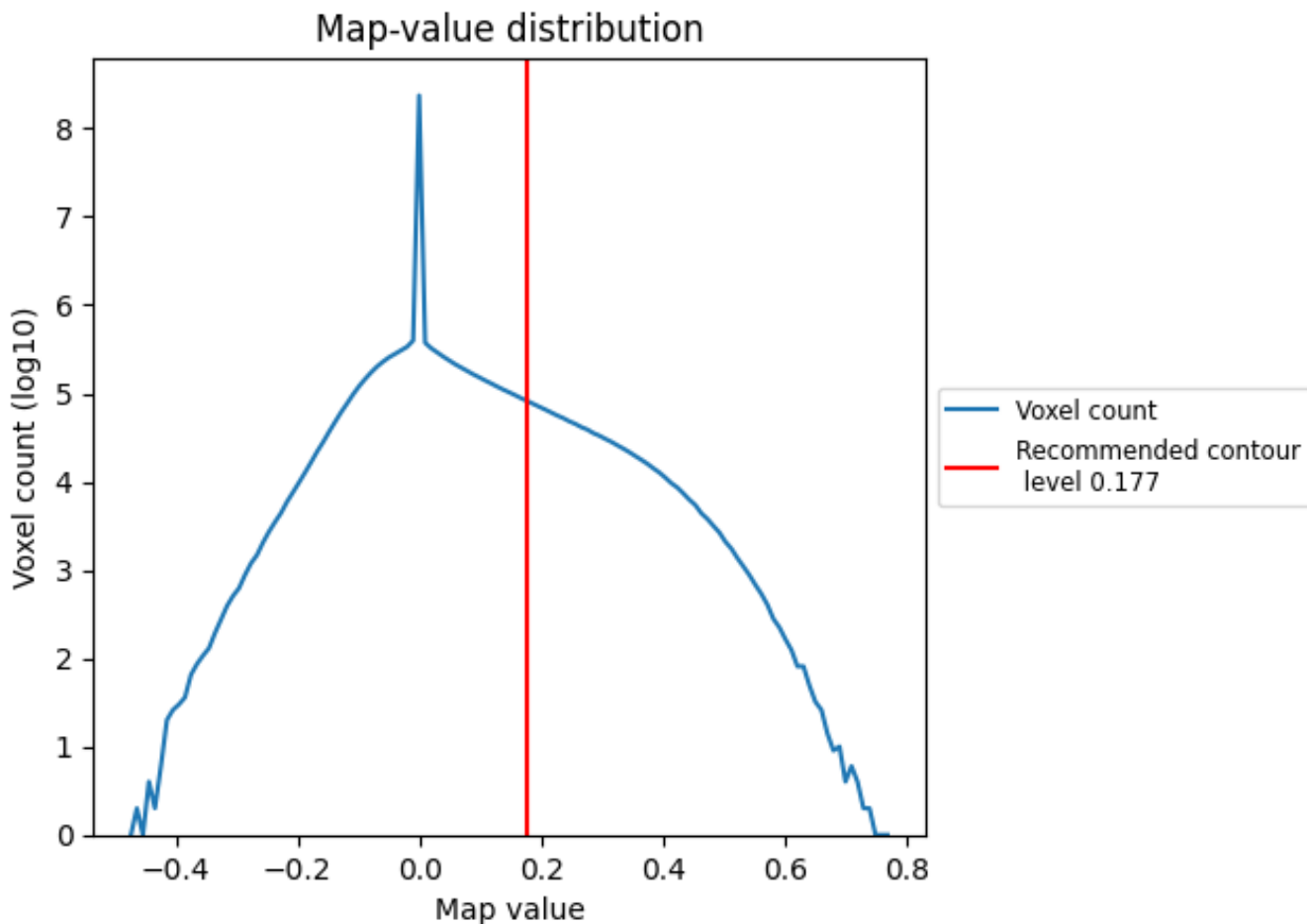


Z

7 Map analysis [i](#)

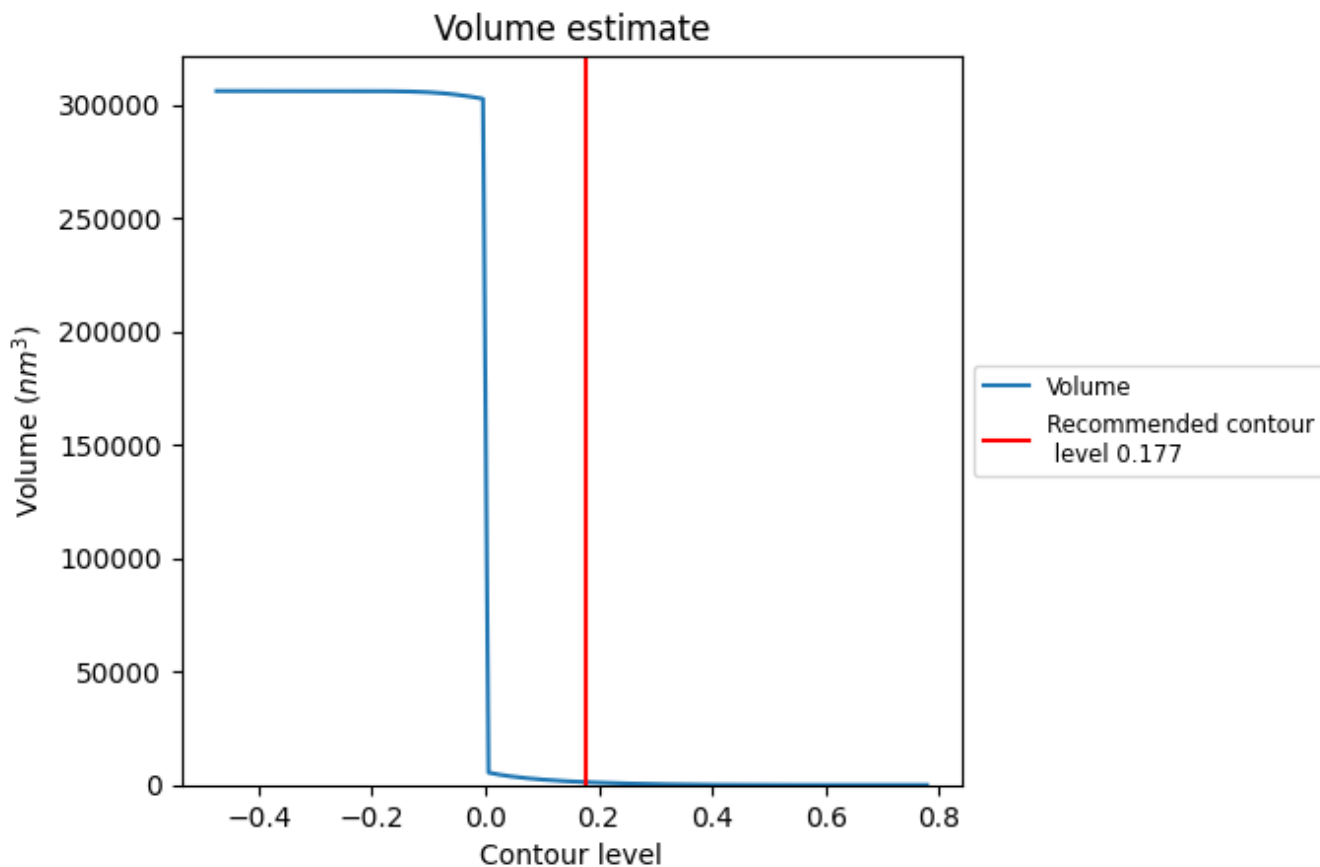
This section contains the results of statistical analysis of the map.

7.1 Map-value distribution [i](#)



The map-value distribution is plotted in 128 intervals along the x-axis. The y-axis is logarithmic. A spike in this graph at zero usually indicates that the volume has been masked.

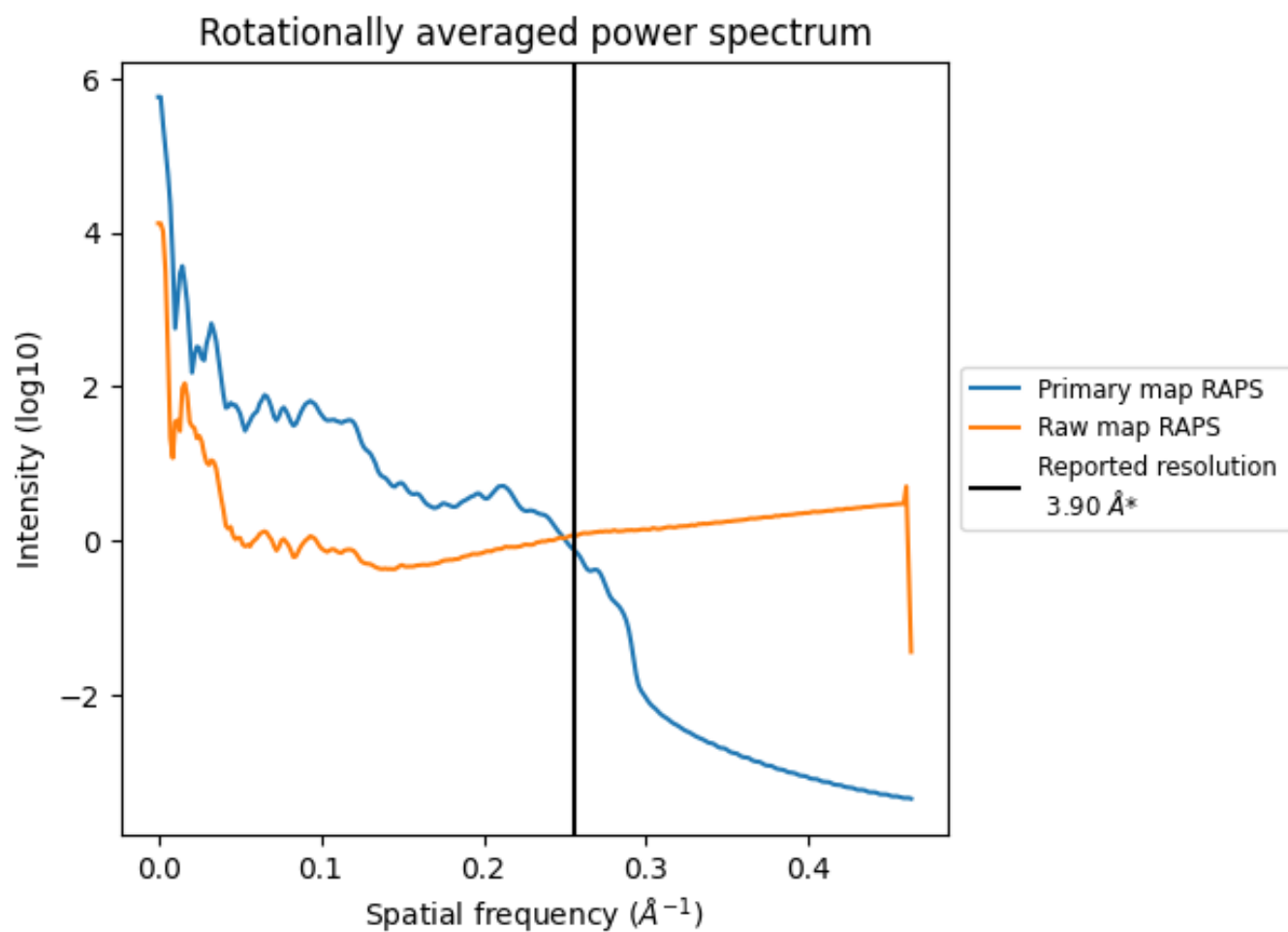
7.2 Volume estimate [\(i\)](#)



The volume at the recommended contour level is 1247 nm³; this corresponds to an approximate mass of 1126 kDa.

The volume estimate graph shows how the enclosed volume varies with the contour level. The recommended contour level is shown as a vertical line and the intersection between the line and the curve gives the volume of the enclosed surface at the given level.

7.3 Rotationally averaged power spectrum i

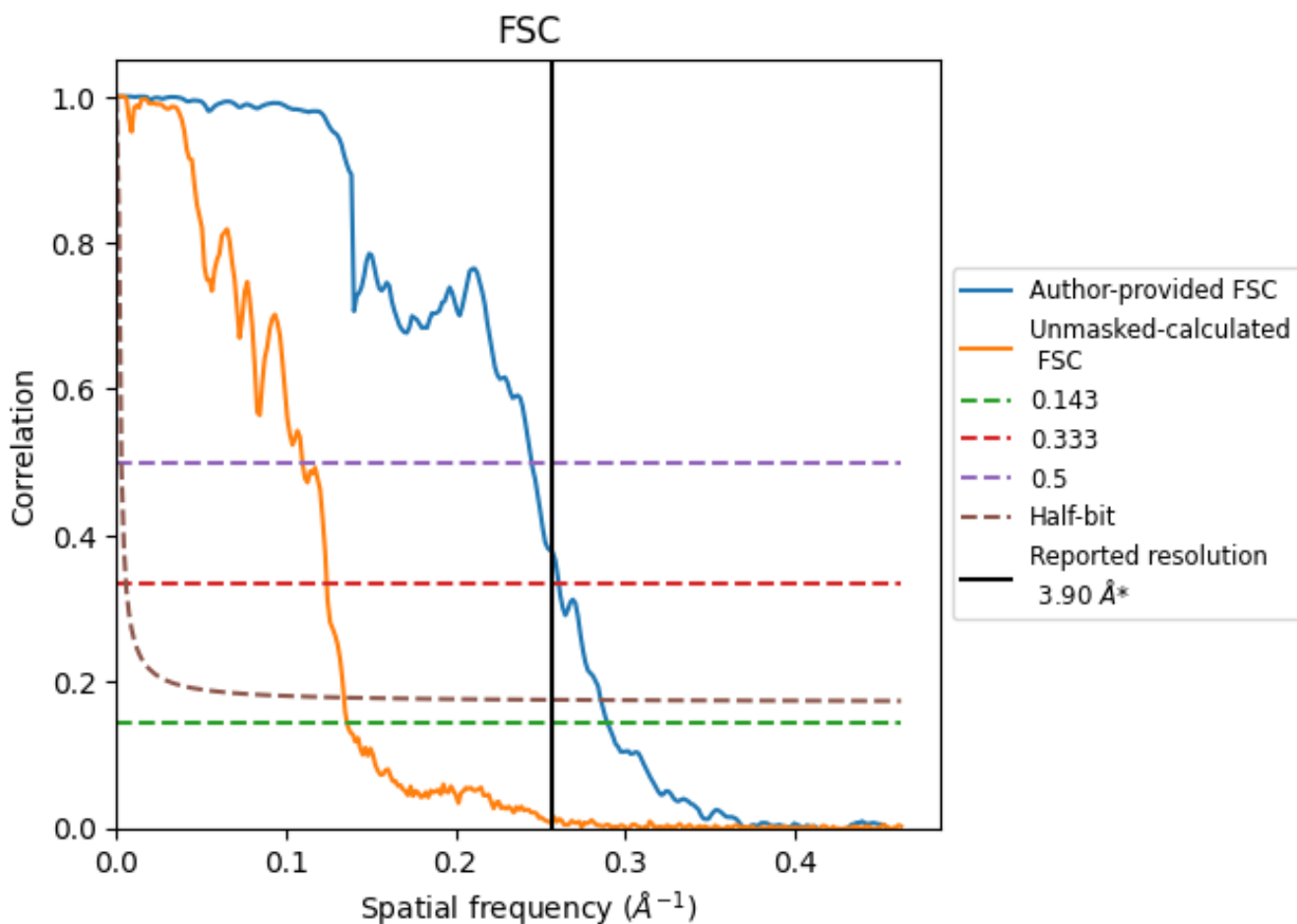


*Reported resolution corresponds to spatial frequency of 0.256 Å⁻¹

8 Fourier-Shell correlation [i](#)

Fourier-Shell Correlation (FSC) is the most commonly used method to estimate the resolution of single-particle and subtomogram-averaged maps. The shape of the curve depends on the imposed symmetry, mask and whether or not the two 3D reconstructions used were processed from a common reference. The reported resolution is shown as a black line. A curve is displayed for the half-bit criterion in addition to lines showing the 0.143 gold standard cut-off and 0.5 cut-off.

8.1 FSC [i](#)



*Reported resolution corresponds to spatial frequency of 0.256 Å⁻¹

8.2 Resolution estimates [i](#)


Resolution estimate (Å)	Estimation criterion (FSC cut-off)			
	0.143	0.5	Half-bit	0.333
Reported by author	-	-	-	3.90
Author-provided FSC curve	3.45	4.08	3.50	3.83
Unmasked-calculated*	7.34	9.11	7.45	8.06

*Resolution estimate based on FSC curve calculated by comparison of deposited half-maps. The value from deposited half-maps intersecting FSC 0.33 CUT-OFF 8.06 differs from the reported value 3.9 by more than 10 %

9 Map-model fit [i](#)


This section contains information regarding the fit between EMDB map EMD-27076 and PDB model 8CYE. Per-residue inclusion information can be found in section 3 on page 6.

9.1 Map-model overlay [i](#)



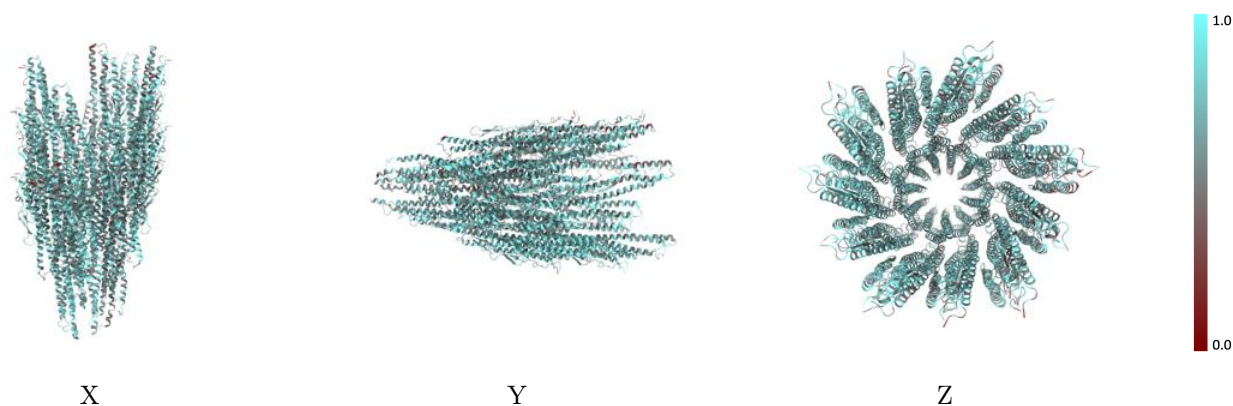
The images above show the 3D surface view of the map at the recommended contour level 0.177 at 50% transparency in yellow overlaid with a ribbon representation of the model coloured in blue. These images allow for the visual assessment of the quality of fit between the atomic model and the map.

9.2 Q-score mapped to coordinate model [\(i\)](#)



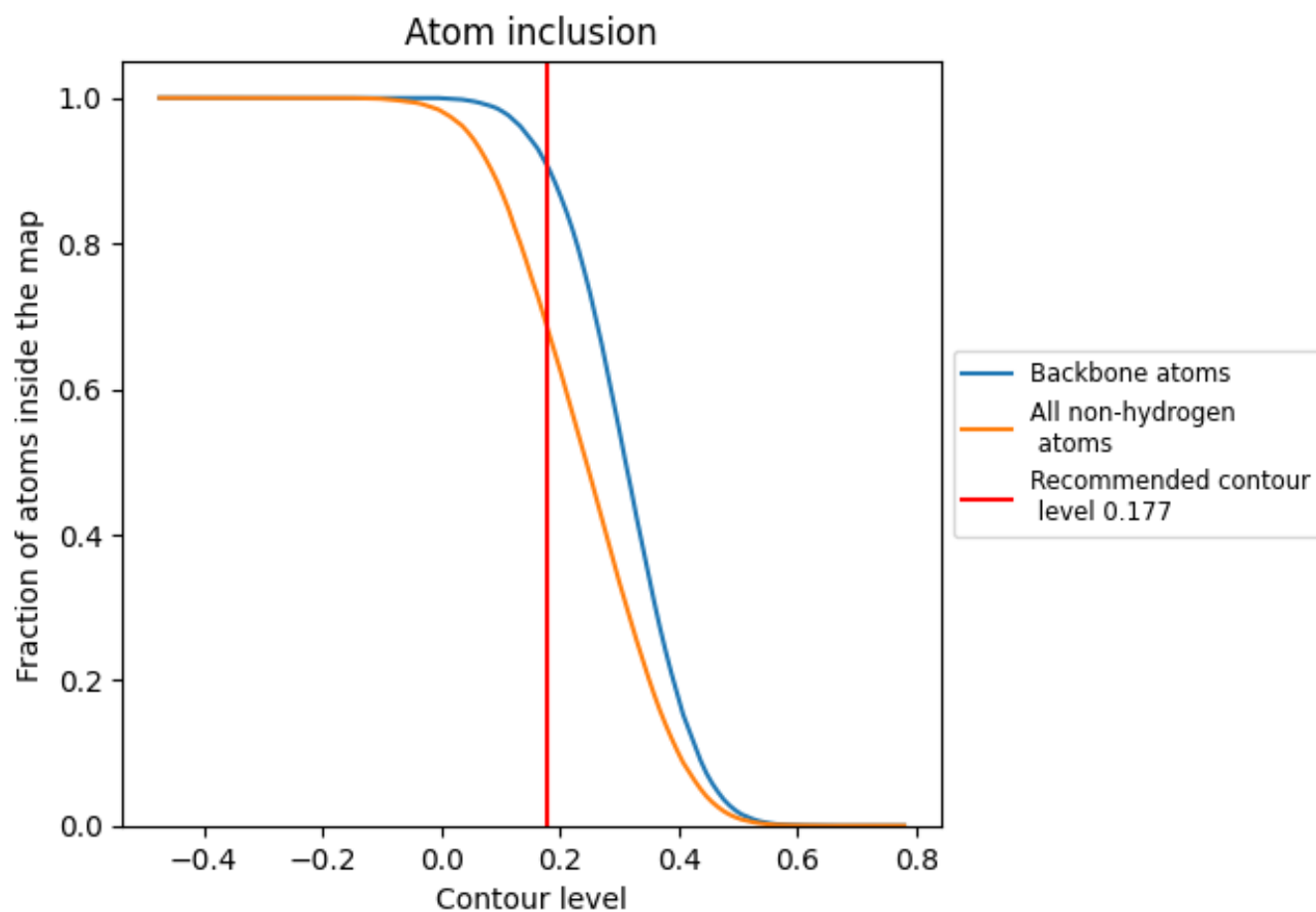
The images above show the model with each residue coloured according to its Q-score. This shows their resolvability in the map with higher Q-score values reflecting better resolvability. Please note: Q-score is calculating the resolvability of atoms, and thus high values are only expected at resolutions at which atoms can be resolved. Low Q-score values may therefore be expected for many entries.

9.3 Atom inclusion mapped to coordinate model [\(i\)](#)



The images above show the model with each residue coloured according to its atom inclusion. This shows to what extent they are inside the map at the recommended contour level (0.177).















































9.4 Atom inclusion [i](#)



At the recommended contour level, 91% of all backbone atoms, 69% of all non-hydrogen atoms, are inside the map.

9.5 Map-model fit summary

The table lists the average atom inclusion at the recommended contour level (0.177) and Q-score for the entire model and for each chain.

Chain	Atom inclusion	Q-score
All	 0.6876	 0.3910
A	 0.7108	 0.4120
B	 0.7048	 0.4150
C	 0.7154	 0.4010
D	 0.6830	 0.3870
E	 0.6684	 0.3830
F	 0.6527	 0.3610
G	 0.6527	 0.3470
H	 0.6441	 0.3620
I	 0.6815	 0.3880
J	 0.7007	 0.4250
K	 0.7179	 0.4270
L	 0.7118	 0.4120
M	 0.7209	 0.4050
N	 0.6547	 0.3960
O	 0.6820	 0.3830
P	 0.6360	 0.3660
Q	 0.6411	 0.3400
R	 0.6769	 0.3560
S	 0.6769	 0.3840
T	 0.7604	 0.4200
U	 0.7219	 0.4260
V	 0.7123	 0.4140

