



## Full wwPDB EM Validation Report ⓘ

Nov 21, 2022 – 02:04 AM JST

PDB ID : 7CYD  
EMDB ID : EMD-30497  
Title : Cryo-EM structures of Alphacoronavirus spike glycoprotein  
Authors : Song, X.; Shi, Y.; Ding, W.; Liu, Z.J.; Peng, G.  
Deposited on : 2020-09-03  
Resolution : 3.55 Å (reported)  
Based on initial model : 5SZS

This is a Full wwPDB EM Validation Report for a publicly released PDB entry.

We welcome your comments at [validation@mail.wwpdb.org](mailto:validation@mail.wwpdb.org)

A user guide is available at

<https://www.wwpdb.org/validation/2017/EMValidationReportHelp>

with specific help available everywhere you see the ⓘ symbol.

The types of validation reports are described at

<http://www.wwpdb.org/validation/2017/FAQs#types>.

---

The following versions of software and data (see [references ⓘ](#)) were used in the production of this report:

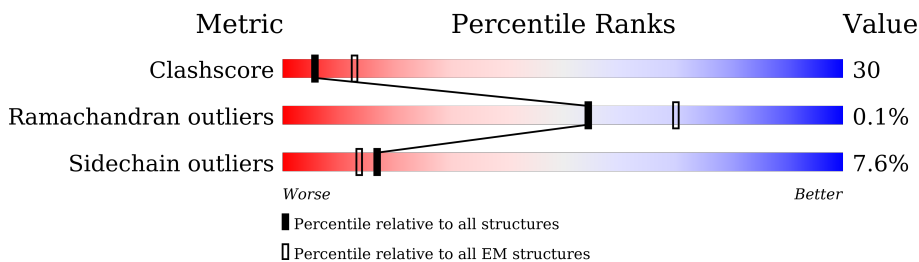
EMDB validation analysis : 0.0.1.dev43  
Mogul : 1.8.5 (274361), CSD as541be (2020)  
MolProbity : 4.02b-467  
buster-report : 1.1.7 (2018)  
Percentile statistics : 20191225.v01 (using entries in the PDB archive December 25th 2019)  
MapQ : 1.9.9  
Ideal geometry (proteins) : Engh & Huber (2001)  
Ideal geometry (DNA, RNA) : Parkinson et al. (1996)  
Validation Pipeline (wwPDB-VP) : 2.31.3

# 1 Overall quality at a glance i

The following experimental techniques were used to determine the structure:  
*ELECTRON MICROSCOPY*

The reported resolution of this entry is 3.55 Å.

Percentile scores (ranging between 0-100) for global validation metrics of the entry are shown in the following graphic. The table shows the number of entries on which the scores are based.



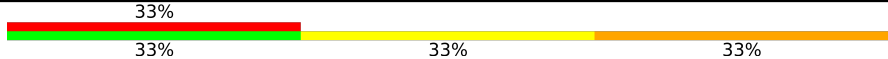
Metric	Whole archive (#Entries)	EM structures (#Entries)
Clashscore	158937	4297
Ramachandran outliers	154571	4023
Sidechain outliers	154315	3826

The table below summarises the geometric issues observed across the polymeric chains and their fit to the map. The red, orange, yellow and green segments of the bar indicate the fraction of residues that contain outliers for  $\geq 3$ , 2, 1 and 0 types of geometric quality criteria respectively. A grey segment represents the fraction of residues that are not modelled. The numeric value for each fraction is indicated below the corresponding segment, with a dot representing fractions  $\leq 5\%$ . The upper red bar (where present) indicates the fraction of residues that have poor fit to the EM map (all-atom inclusion  $< 40\%$ ). The numeric value is given above the bar.

Mol	Chain	Length	Quality of chain
1	A	1116	
1	B	1116	
1	C	1116	
2	D	7	
2	F	7	
2	H	7	
3	E	3	
3	G	3	

*Continued on next page...*

*Continued from previous page...*

Mol	Chain	Length	Quality of chain
3	I	3	 <p>A horizontal bar chart representing the quality of chain. The bar is divided into three equal segments, each labeled '33%'. The segments are colored red, yellow, and orange from left to right.</p>

## 2 Entry composition [i](#)

There are 4 unique types of molecules in this entry. The entry contains 22320 atoms, of which 0 are hydrogens and 0 are deuteriums.

In the tables below, the AltConf column contains the number of residues with at least one atom in alternate conformation and the Trace column contains the number of residues modelled with at most 2 atoms.

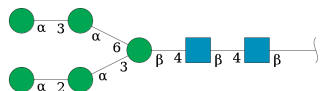
- Molecule 1 is a protein called Spike glycoprotein.

Mol	Chain	Residues	Atoms					AltConf	Trace
			Total	C	N	O	S		
1	A	964	7122	4504	1228	1353	37	0	0
1	B	964	7122	4504	1228	1353	37	0	0
1	C	964	7122	4504	1228	1353	37	0	0

There are 24 discrepancies between the modelled and reference sequences:

Chain	Residue	Modelled	Actual	Comment	Reference
A	642	MET	ARG	variant	UNP P15423
A	681	ARG	THR	variant	UNP P15423
A	765	ALA	VAL	variant	UNP P15423
A	775	SER	ALA	variant	UNP P15423
A	871	ILE	THR	variant	UNP P15423
A	937	LEU	ILE	variant	UNP P15423
A	971	ARG	THR	variant	UNP P15423
A	1005	ILE	MET	variant	UNP P15423
B	642	MET	ARG	variant	UNP P15423
B	681	ARG	THR	variant	UNP P15423
B	765	ALA	VAL	variant	UNP P15423
B	775	SER	ALA	variant	UNP P15423
B	871	ILE	THR	variant	UNP P15423
B	937	LEU	ILE	variant	UNP P15423
B	971	ARG	THR	variant	UNP P15423
B	1005	ILE	MET	variant	UNP P15423
C	642	MET	ARG	variant	UNP P15423
C	681	ARG	THR	variant	UNP P15423
C	765	ALA	VAL	variant	UNP P15423
C	775	SER	ALA	variant	UNP P15423
C	871	ILE	THR	variant	UNP P15423
C	937	LEU	ILE	variant	UNP P15423
C	971	ARG	THR	variant	UNP P15423
C	1005	ILE	MET	variant	UNP P15423

- Molecule 2 is an oligosaccharide called alpha-D-mannopyranose-(1-2)-alpha-D-mannopyranose-(1-3)-[alpha-D-mannopyranose-(1-3)-alpha-D-mannopyranose-(1-6)]beta-D-mannopyranose-(1-4)-2-acetamido-2-deoxy-beta-D-glucopyranose-(1-4)-2-acetamido-2-deoxy-beta-D-glucopyranose.



Mol	Chain	Residues	Atoms				AltConf	Trace
			Total	C	N	O		
2	D	7	Total	C	N	O	0	0
			83	46	2	35		
2	F	7	Total	C	N	O	0	0
			83	46	2	35		
2	H	7	Total	C	N	O	0	0
			83	46	2	35		

- Molecule 3 is an oligosaccharide called beta-D-mannopyranose-(1-4)-2-acetamido-2-deoxy-beta-D-glucopyranose-(1-4)-2-acetamido-2-deoxy-beta-D-glucopyranose.



Mol	Chain	Residues	Atoms				AltConf	Trace
			Total	C	N	O		
3	E	3	Total	C	N	O	0	0
			39	22	2	15		
3	G	3	Total	C	N	O	0	0
			39	22	2	15		
3	I	3	Total	C	N	O	0	0
			39	22	2	15		

- Molecule 4 is 2-acetamido-2-deoxy-beta-D-glucopyranose (three-letter code: NAG) (formula: C<sub>8</sub>H<sub>15</sub>NO<sub>6</sub>) (labeled as "Ligand of Interest" by depositor).





*Continued from previous page...*

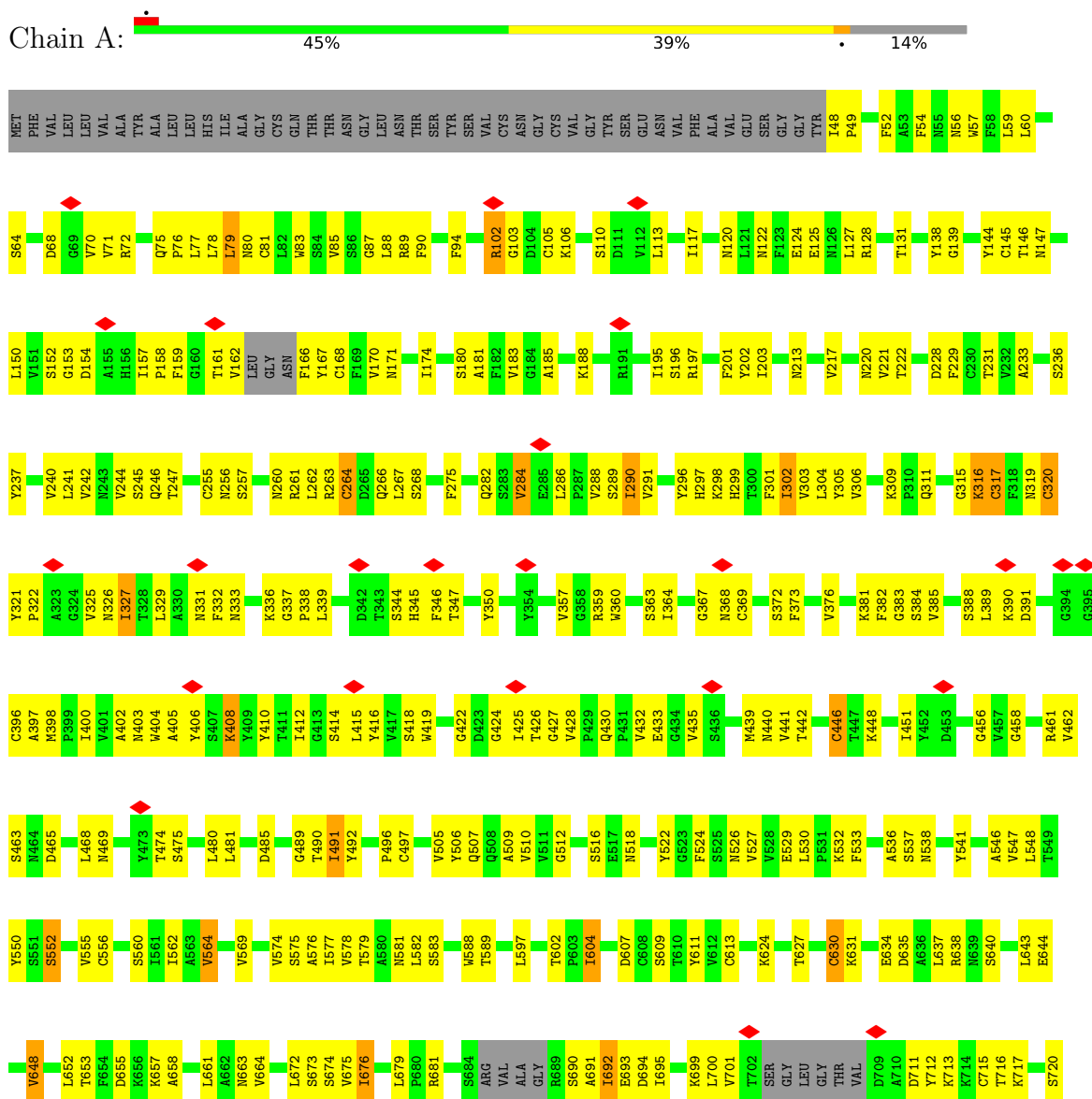
<b>Mol</b>	<b>Chain</b>	<b>Residues</b>	<b>Atoms</b>				<b>AltConf</b>
4	C	1	Total 196	C 112	N 14	O 70	0
4	C	1	Total 196	C 112	N 14	O 70	0
4	C	1	Total 196	C 112	N 14	O 70	0
4	C	1	Total 196	C 112	N 14	O 70	0
4	C	1	Total 196	C 112	N 14	O 70	0
4	C	1	Total 196	C 112	N 14	O 70	0
4	C	1	Total 196	C 112	N 14	O 70	0

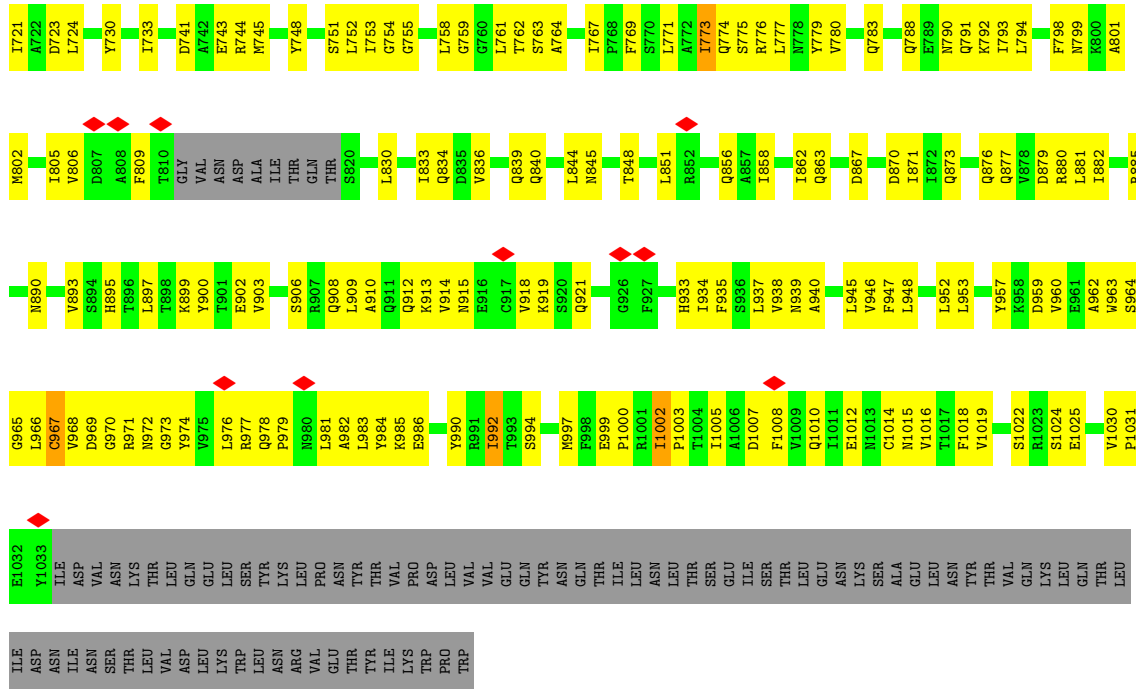


### 3 Residue-property plots

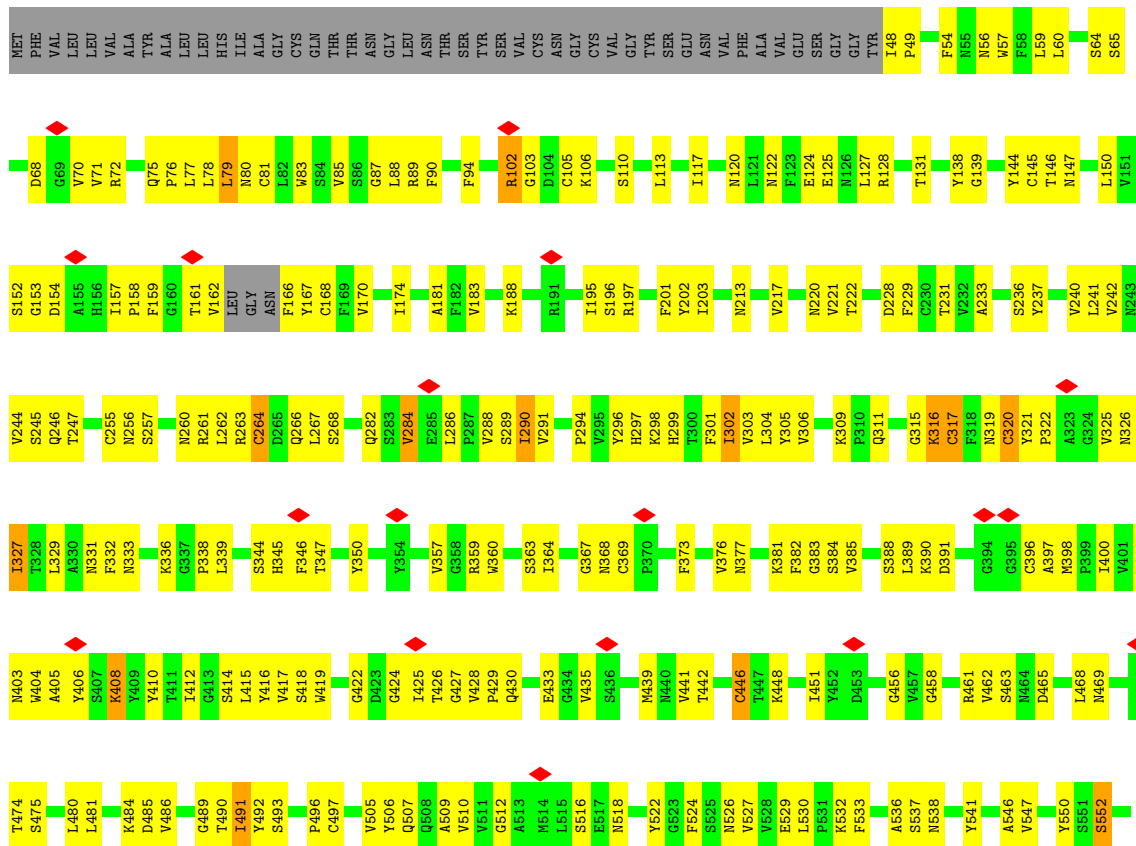
These plots are drawn for all protein, RNA, DNA and oligosaccharide chains in the entry. The first graphic for a chain summarises the proportions of the various outlier classes displayed in the second graphic. The second graphic shows the sequence view annotated by issues in geometry and atom inclusion in map density. Residues are color-coded according to the number of geometric quality criteria for which they contain at least one outlier: green = 0, yellow = 1, orange = 2 and red = 3 or more. A red diamond above a residue indicates a poor fit to the EM map for this residue (all-atom inclusion < 40%). Stretches of 2 or more consecutive residues without any outlier are shown as a green connector. Residues present in the sample, but not in the model, are shown in grey.

#### • Molecule 1: Spike glycoprotein

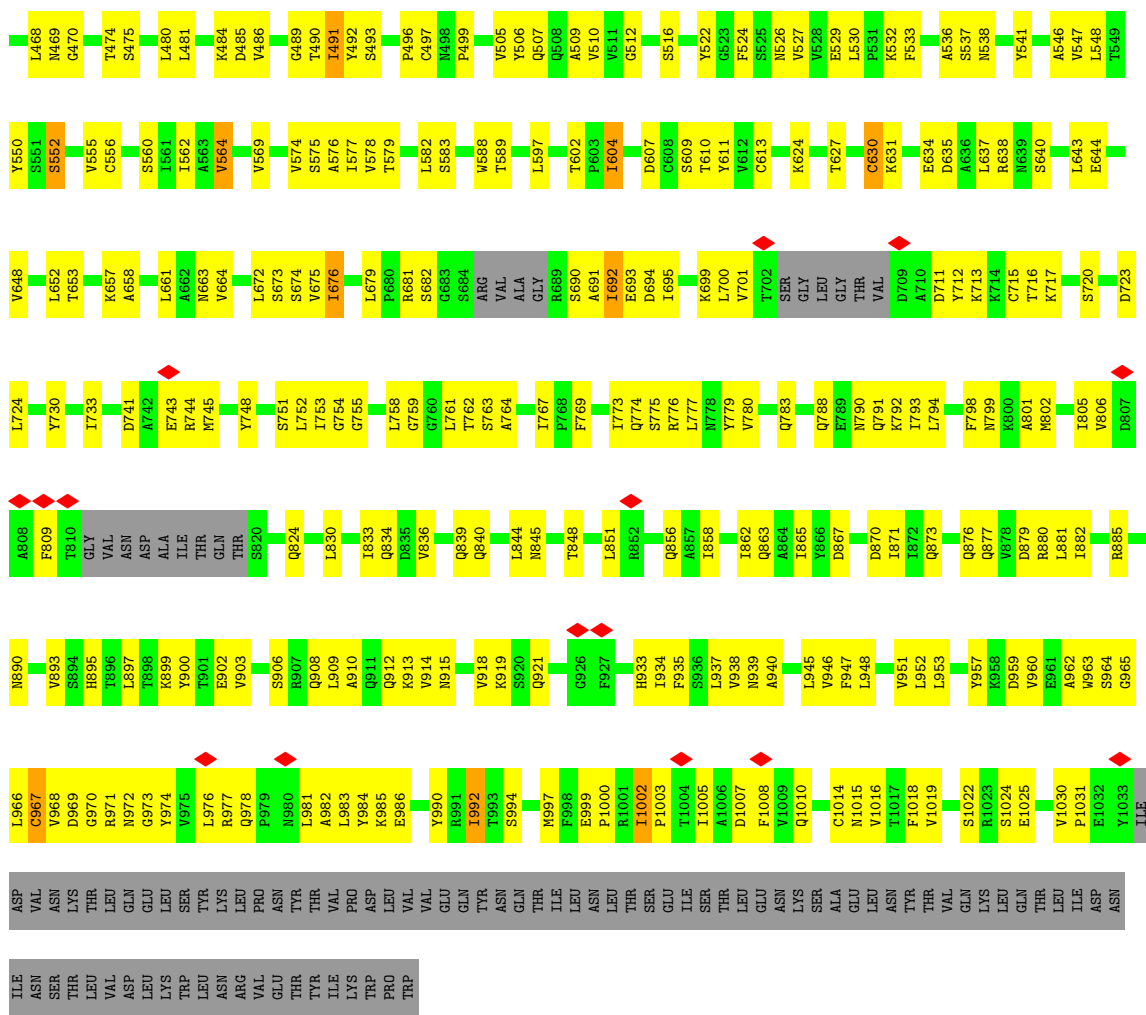




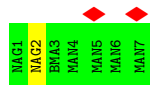
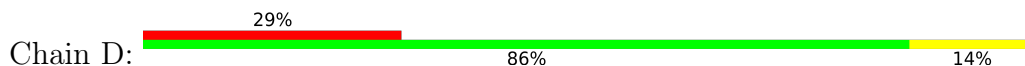
• Molecule 1: Spike glycoprotein



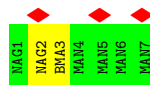
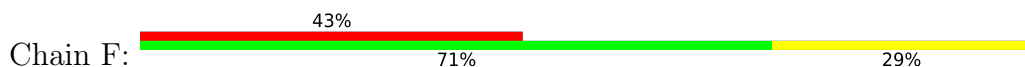





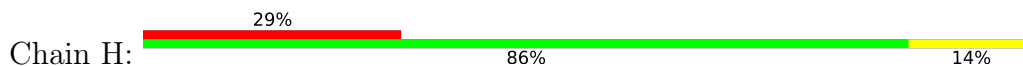
- Molecule 2: alpha-D-mannopyranose-(1-2)-alpha-D-mannopyranose-(1-3)-[alpha-D-mannopyranose-(1-3)-alpha-D-mannopyranose-(1-6)]beta-D-mannopyranose-(1-4)-2-acetamido-2-deoxy-beta-D-glucopyranose-(1-4)-2-acetamido-2-deoxy-beta-D-glucopyranose



- Molecule 2: alpha-D-mannopyranose-(1-2)-alpha-D-mannopyranose-(1-3)-[alpha-D-mannopyranose-(1-3)-alpha-D-mannopyranose-(1-6)]beta-D-mannopyranose-(1-4)-2-acetamido-2-deoxy-beta-D-glucopyranose-(1-4)-2-acetamido-2-deoxy-beta-D-glucopyranose



- Molecule 2: alpha-D-mannopyranose-(1-2)-alpha-D-mannopyranose-(1-3)-[alpha-D-mannopyranose-(1-3)-alpha-D-mannopyranose-(1-6)]beta-D-mannopyranose-(1-4)-2-acetamido-2-deoxy-beta-D-glucopyranose-(1-4)-2-acetamido-2-deoxy-beta-D-glucopyranose



- Molecule 3: beta-D-mannopyranose-(1-4)-2-acetamido-2-deoxy-beta-D-glucopyranose-(1-4)-2-acetamido-2-deoxy-beta-D-glucopyranose



- Molecule 3: beta-D-mannopyranose-(1-4)-2-acetamido-2-deoxy-beta-D-glucopyranose-(1-4)-2-acetamido-2-deoxy-beta-D-glucopyranose



- Molecule 3: beta-D-mannopyranose-(1-4)-2-acetamido-2-deoxy-beta-D-glucopyranose-(1-4)-2-acetamido-2-deoxy-beta-D-glucopyranose



## 4 Experimental information

Property	Value	Source
EM reconstruction method	SINGLE PARTICLE	Depositor
Imposed symmetry	POINT, Not provided	
Number of particles used	55513	Depositor
Resolution determination method	FSC 0.143 CUT-OFF	Depositor
CTF correction method	PHASE FLIPPING AND AMPLITUDE CORRECTION	Depositor
Microscope	FEI TITAN KRIOS	Depositor
Voltage (kV)	300	Depositor
Electron dose ( $e^-/\text{\AA}^2$ )	60	Depositor
Minimum defocus (nm)	2000	Depositor
Maximum defocus (nm)	3000	Depositor
Magnification	18000	Depositor
Image detector	GATAN K2 SUMMIT (4k x 4k)	Depositor
Maximum map value	23.498	Depositor
Minimum map value	-10.870	Depositor
Average map value	0.000	Depositor
Map value standard deviation	1.000	Depositor
Recommended contour level	4.0	Depositor
Map size ( $\text{\AA}$ )	280.0, 280.0, 280.0	wwPDB
Map dimensions	200, 200, 200	wwPDB
Map angles ( $^\circ$ )	90.0, 90.0, 90.0	wwPDB
Pixel spacing ( $\text{\AA}$ )	1.4, 1.4, 1.4	Depositor

## 5 Model quality [i](#)

### 5.1 Standard geometry [i](#)

Bond lengths and bond angles in the following residue types are not validated in this section: BMA, NAG, MAN

The Z score for a bond length (or angle) is the number of standard deviations the observed value is removed from the expected value. A bond length (or angle) with  $|Z| > 5$  is considered an outlier worth inspection. RMSZ is the root-mean-square of all Z scores of the bond lengths (or angles).

Mol	Chain	Bond lengths		Bond angles	
		RMSZ	# Z  >5	RMSZ	# Z  >5
1	A	0.47	1/7276 (0.0%)	0.64	0/9790
1	B	0.47	1/7276 (0.0%)	0.64	0/9790
1	C	0.47	1/7276 (0.0%)	0.64	0/9790
All	All	0.47	3/21828 (0.0%)	0.64	0/29370

All (3) bond length outliers are listed below:

Mol	Chain	Res	Type	Atoms	Z	Observed(Å)	Ideal(Å)
1	C	439	MET	C-N	5.86	1.47	1.34
1	A	439	MET	C-N	5.86	1.47	1.34
1	B	439	MET	C-N	5.84	1.47	1.34

There are no bond angle outliers.

There are no chirality outliers.

There are no planarity outliers.

### 5.2 Too-close contacts [i](#)

In the following table, the Non-H and H(model) columns list the number of non-hydrogen atoms and hydrogen atoms in the chain respectively. The H(added) column lists the number of hydrogen atoms added and optimized by MolProbity. The Clashes column lists the number of clashes within the asymmetric unit, whereas Symm-Clashes lists symmetry-related clashes.

Mol	Chain	Non-H	H(model)	H(added)	Clashes	Symm-Clashes
1	A	7122	0	6276	434	0
1	B	7122	0	6276	460	0
1	C	7122	0	6275	447	0
2	D	83	0	70	0	0
2	F	83	0	70	0	0

*Continued on next page...*

*Continued from previous page...*

Mol	Chain	Non-H	H(model)	H(added)	Clashes	Symm-Clashes
2	H	83	0	70	0	0
3	E	39	0	34	8	0
3	G	39	0	34	6	0
3	I	39	0	34	7	0
4	A	196	0	182	10	0
4	B	196	0	182	18	0
4	C	196	0	182	5	0
All	All	22320	0	19685	1266	0

The all-atom clashscore is defined as the number of clashes found per 1000 atoms (including hydrogen atoms). The all-atom clashscore for this structure is 30.

All (1266) close contacts within the same asymmetric unit are listed below, sorted by their clash magnitude.

Atom-1	Atom-2	Interatomic distance (Å)	Clash overlap (Å)
1:B:518:ASN:HD22	4:B:1206:NAG:C1	0.98	1.56
1:A:518:ASN:HD22	4:A:1206:NAG:C1	0.91	1.50
1:B:587:ASN:HD21	4:B:1212:NAG:C1	0.89	1.50
1:C:245:SER:CB	3:I:2:NAG:O7	1.84	1.26
1:A:245:SER:CB	3:E:2:NAG:O7	1.90	1.18
1:B:775:SER:HB3	1:C:576:ALA:HB2	1.26	1.17
1:C:774:GLN:HB3	1:C:783:GLN:HE22	1.17	1.06
1:A:576:ALA:HB2	1:C:775:SER:HB3	1.37	1.05
1:A:775:SER:HB3	1:B:576:ALA:HB2	1.35	1.05
1:B:245:SER:CB	3:G:2:NAG:O7	2.03	1.05
1:B:774:GLN:HB3	1:B:783:GLN:HE22	1.16	1.04
1:A:774:GLN:HB3	1:A:783:GLN:HE22	1.16	1.04
1:C:315:GLY:HA2	1:C:404:TRP:HZ2	1.21	1.04
1:B:315:GLY:HA2	1:B:404:TRP:HZ2	1.22	1.00
1:A:315:GLY:HA2	1:A:404:TRP:HZ2	1.22	1.00
1:A:311:GLN:HG2	1:A:320:CYS:HA	1.48	0.95
1:C:245:SER:HB2	3:I:2:NAG:O7	1.62	0.95
1:B:311:GLN:HG2	1:B:320:CYS:HA	1.48	0.94
1:A:908:GLN:O	1:A:912:GLN:HB2	1.69	0.93
1:C:311:GLN:HG2	1:C:320:CYS:HA	1.48	0.93
1:C:908:GLN:O	1:C:912:GLN:HB2	1.69	0.92
1:A:317:CYS:O	1:A:317:CYS:SG	2.28	0.92
1:A:588:TRP:CD1	1:A:952:LEU:HA	2.05	0.92
1:B:908:GLN:O	1:B:912:GLN:HB2	1.69	0.91
1:A:533:PHE:HA	1:C:713:LYS:HD2	1.51	0.91
1:C:317:CYS:O	1:C:317:CYS:SG	2.28	0.91

*Continued on next page...*



*Continued from previous page...*

Atom-1	Atom-2	Interatomic distance (Å)	Clash overlap (Å)
1:B:317:CYS:SG	1:B:317:CYS:O	2.28	0.90
1:C:588:TRP:CD1	1:C:952:LEU:HA	2.05	0.90
1:A:245:SER:HB2	3:E:2:NAG:O7	1.70	0.90
1:B:775:SER:HB3	1:C:576:ALA:CB	2.02	0.90
1:B:588:TRP:CD1	1:B:952:LEU:HA	2.05	0.90
1:A:266:GLN:OE1	1:C:631:LYS:NZ	2.06	0.89
1:B:297:HIS:HA	1:B:345:HIS:CD2	2.11	0.86
1:C:297:HIS:HA	1:C:345:HIS:CD2	2.11	0.86
1:A:297:HIS:HA	1:A:345:HIS:CD2	2.11	0.86
1:A:577:ILE:HD12	1:A:965:GLY:HA3	1.59	0.85
1:C:577:ILE:HD12	1:C:965:GLY:HA3	1.59	0.84
1:B:577:ILE:HD12	1:B:965:GLY:HA3	1.59	0.84
1:A:316:LYS:HE2	1:A:316:LYS:HA	1.60	0.84
1:B:122:ASN:CG	4:B:1202:NAG:C1	2.45	0.83
1:C:316:LYS:HE2	1:C:316:LYS:HA	1.60	0.83
1:C:245:SER:OG	3:I:2:NAG:O7	1.96	0.83
1:B:316:LYS:HA	1:B:316:LYS:HE2	1.60	0.83
1:B:245:SER:HB2	3:G:2:NAG:O7	1.79	0.83
1:A:576:ALA:CB	1:C:775:SER:HB3	2.08	0.82
1:B:75:GLN:HB2	1:B:77:LEU:HG	1.61	0.82
1:C:75:GLN:HB2	1:C:77:LEU:HG	1.61	0.82
1:B:315:GLY:HA2	1:B:404:TRP:CZ2	2.13	0.82
1:C:68:ASP:HA	1:C:245:SER:HA	1.62	0.81
1:A:75:GLN:HB2	1:A:77:LEU:HG	1.61	0.81
1:A:775:SER:HB3	1:B:576:ALA:CB	2.09	0.81
1:A:266:GLN:HA	1:C:631:LYS:HE2	1.63	0.81
1:B:68:ASP:HA	1:B:245:SER:HA	1.62	0.81
1:C:522:TYR:HB2	1:C:538:ASN:HB2	1.63	0.80
1:B:522:TYR:HB2	1:B:538:ASN:HB2	1.63	0.80
1:A:915:ASN:HA	1:A:919:LYS:HZ2	1.45	0.79
1:C:879:ASP:HA	1:C:882:ILE:HG12	1.65	0.79
1:A:68:ASP:HA	1:A:245:SER:HA	1.62	0.79
1:A:245:SER:OG	3:E:2:NAG:O7	1.99	0.79
1:A:879:ASP:HA	1:A:882:ILE:HG12	1.64	0.79
1:B:879:ASP:HA	1:B:882:ILE:HG12	1.64	0.79
1:A:522:TYR:HB2	1:A:538:ASN:HB2	1.63	0.79
1:B:144:TYR:HE2	4:B:1203:NAG:H2	1.48	0.79
1:B:716:THR:O	1:C:461:ARG:NH1	2.16	0.79
3:G:1:NAG:H2	3:G:1:NAG:H61	1.65	0.78
3:I:1:NAG:H61	3:I:1:NAG:H2	1.65	0.78
1:A:315:GLY:HA2	1:A:404:TRP:CZ2	2.13	0.78

*Continued on next page...*

*Continued from previous page...*

Atom-1	Atom-2	Interatomic distance (Å)	Clash overlap (Å)
3:E:1:NAG:H2	3:E:1:NAG:H61	1.65	0.78
1:A:1003:PRO:HB2	1:A:1031:PRO:HD2	1.66	0.78
1:B:730:TYR:CD1	1:C:496:PRO:HG3	2.19	0.77
1:B:541:TYR:O	1:B:541:TYR:CD1	2.38	0.77
1:A:1015:ASN:CG	4:A:1214:NAG:C1	2.53	0.77
1:A:981:LEU:HD12	1:A:994:SER:HA	1.66	0.77
1:C:1003:PRO:HB2	1:C:1031:PRO:HD2	1.66	0.77
1:C:315:GLY:HA2	1:C:404:TRP:CZ2	2.13	0.76
1:A:85:VAL:HG23	1:A:88:LEU:HG	1.67	0.76
1:A:624:LYS:HG2	1:B:72:ARG:HE	1.50	0.76
1:A:963:TRP:HE1	1:A:985:LYS:HB2	1.51	0.76
1:B:700:LEU:HD23	1:B:700:LEU:O	1.85	0.76
1:B:963:TRP:HE1	1:B:985:LYS:HB2	1.51	0.76
1:C:541:TYR:O	1:C:541:TYR:CD1	2.38	0.76
1:B:602:THR:CB	1:B:840:GLN:HE22	1.99	0.76
1:B:1003:PRO:HB2	1:B:1031:PRO:HD2	1.66	0.76
1:A:541:TYR:O	1:A:541:TYR:CD1	2.38	0.76
1:C:602:THR:CB	1:C:840:GLN:HE22	1.99	0.76
1:C:700:LEU:HD23	1:C:700:LEU:O	1.85	0.76
1:C:848:THR:HA	1:C:851:LEU:HD12	1.68	0.76
1:C:85:VAL:HG13	1:C:88:LEU:HG	1.67	0.76
1:A:602:THR:CB	1:A:840:GLN:HE22	1.99	0.75
1:C:915:ASN:HA	1:C:919:LYS:HZ2	1.51	0.75
1:C:981:LEU:HD12	1:C:994:SER:HA	1.66	0.75
1:B:245:SER:OG	3:G:2:NAG:O7	2.04	0.75
1:B:848:THR:HA	1:B:851:LEU:HD12	1.68	0.75
1:B:85:VAL:HG23	1:B:88:LEU:HG	1.67	0.75
1:B:383:GLY:HA3	1:B:422:GLY:HA3	1.67	0.75
1:B:915:ASN:HA	1:B:919:LYS:HZ2	1.52	0.75
1:B:981:LEU:HD12	1:B:994:SER:HA	1.66	0.75
1:A:700:LEU:HD23	1:A:700:LEU:O	1.85	0.74
1:A:848:THR:HA	1:A:851:LEU:HD12	1.68	0.74
1:A:383:GLY:HA3	1:A:422:GLY:HA3	1.68	0.74
1:C:963:TRP:HE1	1:C:985:LYS:HB2	1.51	0.74
1:C:383:GLY:HA3	1:C:422:GLY:HA3	1.68	0.74
1:A:113:LEU:H	1:A:113:LEU:HD22	1.52	0.73
1:B:713:LYS:HD3	1:C:516:SER:HA	1.70	0.73
1:C:76:PRO:HA	1:C:237:TYR:HA	1.70	0.73
1:B:113:LEU:HD22	1:B:113:LEU:H	1.52	0.73
1:C:806:VAL:HA	1:C:809:PHE:HD2	1.54	0.73
1:C:113:LEU:H	1:C:113:LEU:HD22	1.52	0.73

*Continued on next page...*

*Continued from previous page...*

Atom-1	Atom-2	Interatomic distance (Å)	Clash overlap (Å)
1:B:76:PRO:HA	1:B:237:TYR:HA	1.70	0.73
1:B:713:LYS:HD2	1:C:533:PHE:HA	1.70	0.72
1:B:1002:ILE:HD13	1:C:1010:GLN:HB3	1.71	0.72
1:C:245:SER:HB3	3:I:2:NAG:O7	1.86	0.72
1:B:631:LYS:HE2	1:C:266:GLN:HA	1.70	0.72
1:B:518:ASN:HD22	4:B:1206:NAG:C2	1.96	0.72
1:A:76:PRO:HA	1:A:237:TYR:HA	1.70	0.72
1:B:1002:ILE:HD11	1:C:1010:GLN:H	1.54	0.72
1:A:144:TYR:HE2	4:A:1203:NAG:H2	1.54	0.72
1:B:806:VAL:HA	1:B:809:PHE:HD2	1.54	0.71
1:A:157:ILE:HD12	1:A:158:PRO:HD2	1.72	0.71
1:A:992:ILE:HD11	1:A:1003:PRO:HA	1.72	0.71
1:B:157:ILE:HD12	1:B:158:PRO:HD2	1.72	0.71
1:C:862:ILE:HD12	1:C:862:ILE:H	1.56	0.71
1:A:806:VAL:HA	1:A:809:PHE:HD2	1.54	0.71
1:C:157:ILE:HD12	1:C:158:PRO:HD2	1.72	0.71
1:A:862:ILE:HD12	1:A:862:ILE:H	1.56	0.70
1:A:974:TYR:HE1	1:A:1008:PHE:HA	1.57	0.70
1:C:799:ASN:HA	1:C:802:MET:HG2	1.73	0.70
1:C:627:THR:O	1:C:631:LYS:N	2.24	0.70
1:A:799:ASN:HA	1:A:802:MET:HG2	1.73	0.70
1:B:862:ILE:HD12	1:B:862:ILE:H	1.56	0.70
1:B:974:TYR:HE1	1:B:1008:PHE:HA	1.57	0.70
1:A:382:PHE:O	1:A:425:ILE:N	2.25	0.70
1:A:245:SER:HB3	3:E:2:NAG:O7	1.91	0.69
1:C:327:ILE:HD13	1:C:332:PHE:CE2	2.27	0.69
1:A:627:THR:O	1:A:631:LYS:N	2.24	0.69
1:B:799:ASN:HA	1:B:802:MET:HG2	1.73	0.69
1:B:382:PHE:O	1:B:425:ILE:N	2.25	0.69
1:B:992:ILE:HD11	1:B:1003:PRO:HA	1.73	0.69
1:A:644:GLU:O	1:A:648:VAL:HG12	1.93	0.69
1:A:327:ILE:HD13	1:A:332:PHE:CE2	2.27	0.69
1:B:644:GLU:O	1:B:648:VAL:HG12	1.93	0.69
1:C:974:TYR:HE1	1:C:1008:PHE:HA	1.57	0.69
1:B:188:LYS:HE2	1:C:489:GLY:N	2.07	0.69
1:B:597:LEU:HD11	1:B:913:LYS:HZ3	1.57	0.69
1:B:627:THR:O	1:B:631:LYS:N	2.24	0.69
1:A:85:VAL:HG21	1:A:229:PHE:HB2	1.74	0.69
1:B:327:ILE:HD13	1:B:332:PHE:CE2	2.27	0.68
1:C:382:PHE:O	1:C:425:ILE:N	2.25	0.68
1:A:188:LYS:HE2	1:B:489:GLY:N	2.08	0.68

*Continued on next page...*

*Continued from previous page...*

Atom-1	Atom-2	Interatomic distance (Å)	Clash overlap (Å)
1:A:556:CYS:SG	1:A:562:ILE:HD11	2.34	0.68
1:C:992:ILE:HD11	1:C:1003:PRO:HA	1.73	0.68
1:C:302:ILE:HA	1:C:329:LEU:HG	1.75	0.68
1:A:863:GLN:NE2	1:A:867:ASP:OD1	2.25	0.68
1:B:131:THR:O	1:B:220:ASN:HB3	1.94	0.68
1:B:556:CYS:SG	1:B:562:ILE:HD11	2.34	0.68
1:B:863:GLN:NE2	1:B:867:ASP:OD1	2.25	0.68
1:C:644:GLU:O	1:C:648:VAL:HG22	1.93	0.68
1:B:85:VAL:HG21	1:B:229:PHE:HB2	1.75	0.68
1:B:309:LYS:HE2	1:B:321:TYR:HB3	1.76	0.68
1:C:85:VAL:HG11	1:C:229:PHE:HB2	1.74	0.68
1:C:863:GLN:NE2	1:C:867:ASP:OD1	2.26	0.68
1:A:131:THR:O	1:A:220:ASN:HB3	1.94	0.68
1:A:338:PRO:HA	1:A:388:SER:HB2	1.76	0.68
1:B:679:LEU:O	1:B:681:ARG:NH1	2.27	0.68
1:C:113:LEU:HD22	1:C:113:LEU:N	2.09	0.68
1:C:131:THR:O	1:C:220:ASN:HB3	1.94	0.68
1:A:679:LEU:O	1:A:681:ARG:NH1	2.27	0.68
1:A:302:ILE:HA	1:A:329:LEU:HG	1.75	0.67
1:C:556:CYS:SG	1:C:562:ILE:HD11	2.33	0.67
1:A:113:LEU:HD22	1:A:113:LEU:N	2.09	0.67
1:A:1002:ILE:HD13	1:B:1010:GLN:HB3	1.77	0.67
1:B:113:LEU:HD22	1:B:113:LEU:N	2.09	0.67
1:C:338:PRO:HA	1:C:388:SER:HB2	1.76	0.67
1:C:597:LEU:HD11	1:C:913:LYS:HZ3	1.58	0.67
1:A:624:LYS:HG2	1:B:72:ARG:NE	2.09	0.67
1:B:302:ILE:HA	1:B:329:LEU:HG	1.75	0.67
1:A:588:TRP:CZ2	1:A:953:LEU:HB2	2.30	0.67
1:A:774:GLN:HB3	1:A:783:GLN:NE2	2.01	0.67
1:C:679:LEU:O	1:C:681:ARG:NH1	2.27	0.66
1:A:694:ASP:OD1	1:A:695:ILE:HD13	1.96	0.66
1:B:311:GLN:HB2	1:B:321:TYR:HD2	1.61	0.66
1:C:602:THR:CB	1:C:840:GLN:NE2	2.59	0.66
1:C:694:ASP:OD1	1:C:695:ILE:HD13	1.96	0.66
1:B:113:LEU:H	1:B:113:LEU:CD2	2.07	0.66
1:C:113:LEU:H	1:C:113:LEU:CD2	2.07	0.66
1:A:327:ILE:HD12	1:A:327:ILE:H	1.61	0.66
1:B:338:PRO:HA	1:B:388:SER:HB2	1.76	0.66
1:C:309:LYS:HE2	1:C:321:TYR:HB3	1.76	0.66
1:A:602:THR:CB	1:A:840:GLN:NE2	2.59	0.66
1:B:518:ASN:ND2	4:B:1206:NAG:C2	2.57	0.66

*Continued on next page...*

*Continued from previous page...*

Atom-1	Atom-2	Interatomic distance (Å)	Clash overlap (Å)
1:C:311:GLN:HB2	1:C:321:TYR:HD2	1.61	0.66
1:A:309:LYS:HE2	1:A:321:TYR:HB3	1.76	0.66
1:A:113:LEU:H	1:A:113:LEU:CD2	2.08	0.66
1:A:730:TYR:CD1	1:B:496:PRO:HG3	2.31	0.66
1:A:150:LEU:HG	1:A:153:GLY:H	1.61	0.65
1:C:588:TRP:CZ2	1:C:953:LEU:HB2	2.30	0.65
1:A:532:LYS:HE3	1:C:711:ASP:H	1.61	0.65
1:B:150:LEU:HG	1:B:153:GLY:H	1.61	0.65
1:B:744:ARG:HH21	1:C:564:VAL:CB	2.09	0.65
1:A:597:LEU:HD11	1:A:913:LYS:HZ1	1.61	0.65
1:B:588:TRP:CZ2	1:B:953:LEU:HB2	2.30	0.65
1:B:327:ILE:H	1:B:327:ILE:HD12	1.61	0.65
1:C:144:TYR:HE2	4:C:1203:NAG:H2	1.62	0.65
1:B:602:THR:CB	1:B:840:GLN:NE2	2.59	0.65
1:C:316:LYS:HE2	1:C:316:LYS:CA	2.26	0.65
1:C:327:ILE:HD12	1:C:327:ILE:H	1.61	0.65
1:A:316:LYS:HE2	1:A:316:LYS:CA	2.26	0.65
1:B:694:ASP:OD1	1:B:695:ILE:HD13	1.96	0.65
1:B:971:ARG:NH2	1:B:1014:CYS:SG	2.70	0.65
1:A:518:ASN:ND2	4:A:1206:NAG:C2	2.60	0.65
1:A:1010:GLN:HB3	1:C:1002:ILE:HD13	1.77	0.65
1:C:657:LYS:HA	1:C:764:ALA:HB1	1.79	0.65
1:C:971:ARG:NH2	1:C:1014:CYS:SG	2.70	0.65
1:A:311:GLN:HB2	1:A:321:TYR:HD2	1.61	0.65
1:B:657:LYS:HA	1:B:764:ALA:HB1	1.79	0.65
1:A:971:ARG:NH2	1:A:1014:CYS:SG	2.70	0.64
1:B:579:THR:HA	1:B:962:ALA:O	1.98	0.64
1:B:775:SER:CB	1:C:576:ALA:HB2	2.17	0.64
1:A:588:TRP:NE1	1:A:952:LEU:HA	2.13	0.64
1:B:144:TYR:CE2	4:B:1203:NAG:H2	2.30	0.64
1:C:969:ASP:OD1	1:C:970:GLY:N	2.31	0.64
1:A:631:LYS:HE2	1:B:266:GLN:HA	1.80	0.64
1:C:579:THR:HA	1:C:962:ALA:O	1.98	0.64
1:A:657:LYS:HA	1:A:764:ALA:HB1	1.79	0.64
1:C:150:LEU:HG	1:C:153:GLY:H	1.61	0.64
1:B:48:ILE:HD13	1:B:79:LEU:HD11	1.80	0.64
1:B:588:TRP:NE1	1:B:952:LEU:HA	2.13	0.64
1:B:774:GLN:HB3	1:B:783:GLN:NE2	2.01	0.64
1:A:532:LYS:HG3	1:C:711:ASP:OD2	1.98	0.64
1:C:346:PHE:HD1	1:C:427:GLY:O	1.81	0.64
1:B:316:LYS:HZ3	1:B:316:LYS:HB3	1.63	0.63

*Continued on next page...*

*Continued from previous page...*

Atom-1	Atom-2	Interatomic distance (Å)	Clash overlap (Å)
1:C:588:TRP:NE1	1:C:952:LEU:HA	2.13	0.63
1:A:485:ASP:OD1	1:A:490:THR:N	2.32	0.63
1:A:346:PHE:HD1	1:A:427:GLY:O	1.81	0.63
1:A:969:ASP:OD1	1:A:970:GLY:N	2.31	0.63
1:B:475:SER:HB3	1:B:481:LEU:HD21	1.81	0.63
1:C:85:VAL:H	1:C:231:THR:HA	1.63	0.63
3:G:1:NAG:H2	3:G:1:NAG:C6	2.28	0.63
1:B:85:VAL:H	1:B:231:THR:HA	1.63	0.63
1:B:316:LYS:HE2	1:B:316:LYS:CA	2.26	0.63
1:B:743:GLU:HG3	1:B:744:ARG:H	1.64	0.63
1:C:316:LYS:HB3	1:C:316:LYS:HZ3	1.63	0.63
1:A:475:SER:HB3	1:A:481:LEU:HD21	1.81	0.63
1:A:579:THR:HA	1:A:962:ALA:O	1.98	0.63
1:C:316:LYS:HB3	1:C:316:LYS:NZ	2.13	0.63
1:C:743:GLU:HG3	1:C:744:ARG:H	1.64	0.63
3:I:1:NAG:H2	3:I:1:NAG:C6	2.29	0.63
1:B:346:PHE:HD1	1:B:427:GLY:O	1.82	0.63
1:A:546:ALA:HB2	1:A:562:ILE:HD13	1.81	0.62
1:A:921:GLN:HG2	1:A:933:HIS:HD2	1.63	0.62
1:B:691:ALA:HA	1:B:694:ASP:OD2	1.99	0.62
1:B:969:ASP:OD1	1:B:970:GLY:N	2.31	0.62
1:C:546:ALA:HB2	1:C:562:ILE:HD13	1.81	0.62
1:B:485:ASP:OD1	1:B:490:THR:N	2.32	0.62
1:B:546:ALA:HB2	1:B:562:ILE:HD13	1.81	0.62
1:C:921:GLN:HG2	1:C:933:HIS:HD2	1.63	0.62
1:A:48:ILE:HD13	1:A:79:LEU:HD11	1.80	0.62
1:C:48:ILE:HD13	1:C:79:LEU:HD11	1.80	0.62
1:B:87:GLY:O	1:B:89:ARG:NH1	2.32	0.62
1:B:316:LYS:HB3	1:B:316:LYS:NZ	2.13	0.62
1:A:87:GLY:O	1:A:89:ARG:NH1	2.32	0.62
1:A:316:LYS:HB3	1:A:316:LYS:NZ	2.13	0.62
1:A:485:ASP:OD1	1:A:489:GLY:N	2.33	0.62
1:A:713:LYS:HD2	1:B:533:PHE:HA	1.82	0.62
1:B:68:ASP:HA	1:B:244:VAL:O	1.99	0.62
1:A:85:VAL:H	1:A:231:THR:HA	1.63	0.62
1:A:691:ALA:HA	1:A:694:ASP:OD2	1.99	0.62
1:A:68:ASP:HA	1:A:244:VAL:O	1.99	0.62
1:C:475:SER:HB3	1:C:481:LEU:HD21	1.81	0.62
3:E:1:NAG:H2	3:E:1:NAG:C6	2.29	0.62
1:A:385:VAL:HA	1:A:419:TRP:HA	1.82	0.62
1:B:921:GLN:HG2	1:B:933:HIS:HD2	1.63	0.62

*Continued on next page...*

*Continued from previous page...*

Atom-1	Atom-2	Interatomic distance (Å)	Clash overlap (Å)
1:C:485:ASP:OD1	1:C:490:THR:N	2.32	0.62
1:C:485:ASP:OD1	1:C:489:GLY:N	2.33	0.62
1:C:974:TYR:CE1	1:C:1008:PHE:HA	2.35	0.62
1:A:743:GLU:HG3	1:A:744:ARG:H	1.64	0.61
1:A:871:ILE:HD12	1:A:871:ILE:H	1.65	0.61
1:C:87:GLY:O	1:C:89:ARG:NH1	2.32	0.61
1:C:385:VAL:HA	1:C:419:TRP:HA	1.82	0.61
1:C:691:ALA:HA	1:C:694:ASP:OD2	1.99	0.61
1:B:391:ASP:OD1	1:B:391:ASP:N	2.34	0.61
1:A:159:PHE:HE2	1:A:221:VAL:HG13	1.65	0.61
1:B:90:PHE:HZ	4:B:1204:NAG:H3	1.66	0.61
1:B:871:ILE:HD12	1:B:871:ILE:H	1.65	0.61
1:C:68:ASP:HA	1:C:244:VAL:O	1.99	0.61
1:B:526:ASN:N	1:B:538:ASN:O	2.34	0.61
1:A:124:GLU:OE1	1:A:124:GLU:N	2.27	0.61
1:A:974:TYR:CE1	1:A:1008:PHE:HA	2.35	0.61
1:B:297:HIS:HB2	1:B:433:GLU:HG3	1.83	0.61
1:B:367:GLY:HA3	1:B:397:ALA:O	2.01	0.61
1:B:485:ASP:OD1	1:B:489:GLY:N	2.33	0.61
1:B:624:LYS:HG2	1:C:72:ARG:NE	2.15	0.61
1:A:72:ARG:NE	1:C:624:LYS:HG2	2.16	0.61
1:B:723:ASP:OD1	1:B:724:LEU:N	2.34	0.61
1:A:297:HIS:HB2	1:A:433:GLU:HG3	1.82	0.61
1:A:367:GLY:HA3	1:A:397:ALA:O	2.01	0.61
1:C:774:GLN:HB3	1:C:783:GLN:NE2	2.01	0.61
1:A:806:VAL:HA	1:A:809:PHE:CD2	2.36	0.60
1:A:984:TYR:HE2	1:A:986:GLU:HB3	1.66	0.60
1:B:159:PHE:HE2	1:B:221:VAL:HG13	1.65	0.60
1:C:871:ILE:HD12	1:C:871:ILE:H	1.66	0.60
1:A:391:ASP:N	1:A:391:ASP:OD1	2.34	0.60
1:A:583:SER:HB2	1:A:957:TYR:HB3	1.83	0.60
1:B:125:GLU:OE1	1:B:161:THR:N	2.34	0.60
1:C:159:PHE:HE2	1:C:221:VAL:HG13	1.65	0.60
1:B:385:VAL:HA	1:B:419:TRP:HA	1.83	0.60
1:A:526:ASN:N	1:A:538:ASN:O	2.34	0.60
1:C:255:CYS:SG	1:C:261:ARG:HD2	2.41	0.60
1:C:806:VAL:HA	1:C:809:PHE:CD2	2.36	0.60
1:B:255:CYS:SG	1:B:261:ARG:HD2	2.41	0.60
1:B:332:PHE:CD1	1:B:339:LEU:HD21	2.37	0.60
1:B:711:ASP:H	1:C:532:LYS:HE3	1.66	0.60
1:C:657:LYS:NZ	1:C:762:THR:O	2.35	0.60

*Continued on next page...*



*Continued from previous page...*

Atom-1	Atom-2	Interatomic distance (Å)	Clash overlap (Å)
1:A:255:CYS:SG	1:A:261:ARG:HD2	2.41	0.60
1:C:297:HIS:HB2	1:C:433:GLU:HG3	1.82	0.60
1:A:332:PHE:CD1	1:A:339:LEU:HD21	2.37	0.60
1:A:657:LYS:NZ	1:A:762:THR:O	2.35	0.60
1:B:583:SER:HB2	1:B:957:TYR:HB3	1.83	0.60
1:B:974:TYR:CE1	1:B:1008:PHE:HA	2.35	0.60
1:C:332:PHE:CD1	1:C:339:LEU:HD21	2.37	0.60
1:C:367:GLY:HA3	1:C:397:ALA:O	2.01	0.60
1:C:526:ASN:N	1:C:538:ASN:O	2.34	0.60
1:C:583:SER:HB2	1:C:957:TYR:HB3	1.83	0.60
1:A:723:ASP:OD1	1:A:724:LEU:N	2.34	0.59
1:B:70:VAL:HA	1:B:242:VAL:O	2.02	0.59
1:C:984:TYR:HE2	1:C:986:GLU:HB3	1.66	0.59
1:B:145:CYS:SG	1:B:146:THR:N	2.76	0.59
1:C:1015:ASN:HB3	1:C:1018:PHE:CD2	2.37	0.59
1:A:533:PHE:HB2	1:C:713:LYS:NZ	2.18	0.59
1:B:877:GLN:HA	1:B:880:ARG:HG2	1.84	0.59
1:B:1015:ASN:HB3	1:B:1018:PHE:CD2	2.37	0.59
1:C:391:ASP:N	1:C:391:ASP:OD1	2.34	0.59
1:C:316:LYS:N	1:C:316:LYS:HD2	2.18	0.59
1:C:723:ASP:OD1	1:C:724:LEU:N	2.34	0.59
1:A:144:TYR:CE2	4:A:1203:NAG:H2	2.38	0.59
1:B:124:GLU:OE1	1:B:124:GLU:N	2.27	0.59
1:B:984:TYR:HE2	1:B:986:GLU:HB3	1.66	0.59
1:C:145:CYS:SG	1:C:146:THR:N	2.76	0.59
1:C:877:GLN:HA	1:C:880:ARG:HG2	1.84	0.59
1:A:70:VAL:HA	1:A:242:VAL:O	2.02	0.59
1:A:546:ALA:HA	1:A:556:CYS:HA	1.85	0.59
1:B:806:VAL:HA	1:B:809:PHE:CD2	2.36	0.59
1:B:1007:ASP:OD1	1:C:977:ARG:NH2	2.36	0.59
1:C:260:ASN:OD1	1:C:263:ARG:NH1	2.23	0.59
1:A:83:TRP:H	1:A:103:GLY:HA3	1.68	0.59
1:B:385:VAL:HG12	1:B:419:TRP:HB2	1.85	0.59
1:A:72:ARG:HE	1:C:624:LYS:HG2	1.65	0.59
1:A:332:PHE:HD1	1:A:339:LEU:HD21	1.68	0.59
1:A:1015:ASN:HB3	1:A:1018:PHE:CD2	2.38	0.59
1:C:332:PHE:HD1	1:C:339:LEU:HD21	1.68	0.59
1:A:316:LYS:HB3	1:A:316:LYS:HZ3	1.68	0.58
1:A:648:VAL:O	1:A:652:LEU:HG	2.03	0.58
1:B:546:ALA:HA	1:B:556:CYS:HA	1.85	0.58
1:C:359:ARG:CZ	1:C:405:ALA:H	2.16	0.58

*Continued on next page...*



*Continued from previous page...*

Atom-1	Atom-2	Interatomic distance (Å)	Clash overlap (Å)
1:A:125:GLU:OE1	1:A:161:THR:N	2.34	0.58
1:A:145:CYS:SG	1:A:146:THR:N	2.76	0.58
1:B:359:ARG:CZ	1:B:405:ALA:H	2.16	0.58
1:C:70:VAL:HA	1:C:242:VAL:O	2.03	0.58
1:C:147:ASN:HA	1:C:166:PHE:CD1	2.39	0.58
1:B:316:LYS:HD2	1:B:316:LYS:N	2.18	0.58
1:B:327:ILE:HD11	1:B:389:LEU:HD13	1.85	0.58
1:B:624:LYS:HG2	1:C:72:ARG:HE	1.68	0.58
1:C:327:ILE:HD11	1:C:389:LEU:HD13	1.85	0.58
1:A:713:LYS:HD3	1:B:516:SER:HA	1.86	0.58
1:B:332:PHE:HD1	1:B:339:LEU:HD21	1.68	0.58
1:B:657:LYS:NZ	1:B:762:THR:O	2.35	0.58
1:C:320:CYS:SG	1:C:410:TYR:OH	2.57	0.58
1:A:147:ASN:HA	1:A:166:PHE:CD1	2.38	0.58
1:A:316:LYS:HD2	1:A:316:LYS:N	2.18	0.58
1:A:877:GLN:HA	1:A:880:ARG:HG2	1.84	0.58
1:B:147:ASN:HA	1:B:166:PHE:CD1	2.39	0.58
1:B:568:ASN:ND2	4:B:1210:NAG:O5	2.35	0.58
1:C:125:GLU:OE1	1:C:161:THR:N	2.34	0.58
1:C:83:TRP:H	1:C:103:GLY:HA3	1.68	0.58
1:A:327:ILE:HD11	1:A:389:LEU:HD13	1.85	0.58
1:B:144:TYR:CD2	4:B:1203:NAG:H83	2.39	0.58
1:A:1010:GLN:H	1:C:1002:ILE:HD11	1.68	0.58
1:A:1002:ILE:HD11	1:B:1010:GLN:H	1.68	0.57
1:B:146:THR:O	1:B:166:PHE:HA	2.04	0.57
1:C:145:CYS:HA	1:C:168:CYS:HA	1.86	0.57
1:A:146:THR:O	1:A:166:PHE:HA	2.04	0.57
1:A:385:VAL:HG12	1:A:419:TRP:HB2	1.85	0.57
1:A:533:PHE:CA	1:C:713:LYS:HD2	2.31	0.57
1:B:648:VAL:O	1:B:652:LEU:HG	2.03	0.57
1:A:145:CYS:HA	1:A:168:CYS:HA	1.86	0.57
1:A:609:SER:O	1:A:613:CYS:HB2	2.05	0.57
1:B:83:TRP:H	1:B:103:GLY:HA3	1.68	0.57
1:B:195:ILE:HD13	1:B:201:PHE:HB2	1.87	0.57
1:B:556:CYS:SG	1:B:560:SER:HB2	2.45	0.57
1:C:939:ASN:OD1	1:C:940:ALA:N	2.36	0.57
1:C:546:ALA:HA	1:C:556:CYS:HA	1.85	0.57
1:A:359:ARG:CZ	1:A:405:ALA:H	2.16	0.57
1:A:556:CYS:SG	1:A:560:SER:HB2	2.45	0.57
1:C:385:VAL:HG22	1:C:419:TRP:HB2	1.85	0.57
1:A:195:ILE:HD13	1:A:201:PHE:HB2	1.87	0.57

*Continued on next page...*

*Continued from previous page...*

Atom-1	Atom-2	Interatomic distance (Å)	Clash overlap (Å)
1:C:195:ILE:HD13	1:C:201:PHE:HB2	1.87	0.57
1:B:465:ASP:N	1:B:491:ILE:HD11	2.20	0.57
1:C:146:THR:O	1:C:166:PHE:HA	2.04	0.57
1:C:609:SER:O	1:C:613:CYS:HB2	2.05	0.57
1:B:78:LEU:HB3	1:B:236:SER:OG	2.05	0.56
1:A:465:ASP:N	1:A:491:ILE:HD11	2.20	0.56
1:C:648:VAL:O	1:C:652:LEU:HG	2.03	0.56
1:A:105:CYS:HB3	1:A:110:SER:HA	1.86	0.56
1:A:247:THR:HA	1:B:469:ASN:OD1	2.05	0.56
1:B:145:CYS:HA	1:B:168:CYS:HA	1.86	0.56
1:B:609:SER:O	1:B:613:CYS:HB2	2.05	0.56
1:B:939:ASN:OD1	1:B:940:ALA:N	2.36	0.56
1:C:556:CYS:SG	1:C:560:SER:HB2	2.45	0.56
1:A:346:PHE:HB3	1:A:428:VAL:CB	2.36	0.56
1:C:105:CYS:HB3	1:C:110:SER:HA	1.86	0.56
1:C:465:ASP:N	1:C:491:ILE:HD11	2.20	0.56
1:B:282:GLN:HB2	1:B:284:VAL:HG12	1.87	0.56
1:B:333:ASN:HD21	1:B:336:LYS:HZ3	1.53	0.56
1:C:801:ALA:O	1:C:805:ILE:CB	2.54	0.56
1:A:1005:ILE:HA	1:A:1008:PHE:CD2	2.41	0.56
1:B:105:CYS:HB3	1:B:110:SER:HA	1.86	0.56
1:C:85:VAL:HG13	1:C:88:LEU:H	1.71	0.56
1:A:801:ALA:O	1:A:805:ILE:CB	2.54	0.56
1:B:188:LYS:NZ	1:C:486:VAL:O	2.34	0.56
1:B:360:TRP:NE1	1:B:402:ALA:HB1	2.21	0.56
1:C:346:PHE:HB3	1:C:428:VAL:CB	2.36	0.56
1:A:78:LEU:HB3	1:A:236:SER:OG	2.05	0.56
1:A:85:VAL:HG23	1:A:88:LEU:H	1.71	0.56
1:B:346:PHE:HB3	1:B:428:VAL:CB	2.36	0.56
1:C:78:LEU:HB3	1:C:236:SER:OG	2.05	0.56
1:C:170:VAL:N	1:C:181:ALA:O	2.36	0.56
1:A:385:VAL:H	1:A:425:ILE:HD12	1.72	0.55
1:B:144:TYR:HE2	4:B:1203:NAG:C2	2.19	0.55
1:B:801:ALA:O	1:B:805:ILE:CB	2.54	0.55
1:B:968:VAL:H	1:B:973:GLY:HA2	1.72	0.55
1:A:90:PHE:HZ	4:A:1204:NAG:H3	1.71	0.55
1:A:1022:SER:OG	1:A:1024:SER:OG	2.24	0.55
1:A:939:ASN:OD1	1:A:940:ALA:N	2.36	0.55
1:A:968:VAL:H	1:A:973:GLY:HA2	1.72	0.55
1:B:85:VAL:HG23	1:B:88:LEU:H	1.71	0.55
1:C:776:ARG:HD3	1:C:935:PHE:HB3	1.88	0.55

*Continued on next page...*

*Continued from previous page...*

Atom-1	Atom-2	Interatomic distance (Å)	Clash overlap (Å)
1:C:1005:ILE:HA	1:C:1008:PHE:CD2	2.41	0.55
1:C:968:VAL:H	1:C:973:GLY:HA2	1.72	0.55
1:A:289:SER:OG	1:A:442:THR:N	2.40	0.55
1:B:1005:ILE:HA	1:B:1008:PHE:CD2	2.41	0.55
1:A:576:ALA:HB2	1:C:775:SER:CB	2.24	0.55
1:B:485:ASP:N	1:B:490:THR:O	2.27	0.55
1:B:775:SER:HB3	1:C:576:ALA:CA	2.37	0.55
1:C:360:TRP:NE1	1:C:402:ALA:HB1	2.21	0.55
1:C:385:VAL:H	1:C:425:ILE:HD12	1.71	0.55
1:A:333:ASN:HD21	1:A:336:LYS:HZ3	1.54	0.55
1:A:458:GLY:HA2	1:A:497:CYS:HB3	1.89	0.55
1:B:776:ARG:HD3	1:B:935:PHE:HB3	1.88	0.55
1:A:776:ARG:HD3	1:A:935:PHE:HB3	1.88	0.55
1:A:895:HIS:O	1:A:899:LYS:HD3	2.07	0.55
1:B:986:GLU:H	1:B:986:GLU:CD	2.09	0.55
1:A:360:TRP:NE1	1:A:402:ALA:HB1	2.21	0.55
1:C:895:HIS:O	1:C:899:LYS:HD3	2.07	0.55
3:E:1:NAG:C6	3:E:1:NAG:C2	2.85	0.55
1:A:986:GLU:H	1:A:986:GLU:CD	2.09	0.54
1:C:282:GLN:HB2	1:C:284:VAL:HG12	1.87	0.54
1:A:282:GLN:HB2	1:A:284:VAL:HG12	1.87	0.54
1:A:297:HIS:CB	1:A:433:GLU:HG3	2.38	0.54
1:C:986:GLU:CD	1:C:986:GLU:H	2.09	0.54
1:B:297:HIS:CB	1:B:433:GLU:HG3	2.38	0.54
1:B:527:VAL:HG23	1:B:537:SER:H	1.72	0.54
1:C:527:VAL:HG13	1:C:537:SER:H	1.72	0.54
1:B:289:SER:OG	1:B:442:THR:N	2.40	0.54
1:B:791:GLN:O	1:B:794:LEU:HG	2.07	0.54
1:B:895:HIS:O	1:B:899:LYS:HD3	2.07	0.54
1:C:368:ASN:HD21	1:C:396:CYS:HA	1.73	0.54
1:A:327:ILE:H	1:A:327:ILE:CD1	2.19	0.54
1:A:527:VAL:HG23	1:A:537:SER:H	1.73	0.54
1:A:791:GLN:O	1:A:794:LEU:HG	2.07	0.54
1:C:289:SER:OG	1:C:442:THR:N	2.40	0.54
1:C:458:GLY:HA2	1:C:497:CYS:HB3	1.89	0.54
3:G:1:NAG:C6	3:G:1:NAG:C2	2.85	0.54
1:A:311:GLN:HB2	1:A:321:TYR:CD2	2.43	0.54
1:B:385:VAL:H	1:B:425:ILE:HD12	1.72	0.54
1:C:389:LEU:HA	1:C:415:LEU:HB2	1.90	0.54
1:A:465:ASP:HB2	1:A:491:ILE:HD11	1.90	0.54
1:A:597:LEU:HD11	1:A:913:LYS:NZ	2.23	0.54

*Continued on next page...*

*Continued from previous page...*

Atom-1	Atom-2	Interatomic distance (Å)	Clash overlap (Å)
1:A:624:LYS:HE2	1:B:72:ARG:CD	2.38	0.54
1:B:65:SER:HB3	1:C:470:GLY:HA3	1.90	0.54
1:B:170:VAL:N	1:B:181:ALA:O	2.36	0.54
1:B:316:LYS:CA	1:B:316:LYS:CE	2.85	0.54
1:B:320:CYS:SG	1:B:410:TYR:OH	2.57	0.54
1:C:506:TYR:N	1:C:509:ALA:O	2.34	0.54
1:B:128:ARG:HH12	1:B:228:ASP:HB2	1.73	0.54
1:B:260:ASN:OD1	1:B:263:ARG:NH1	2.23	0.54
1:B:368:ASN:HD21	1:B:396:CYS:HA	1.73	0.54
1:C:485:ASP:N	1:C:490:THR:O	2.27	0.54
1:A:170:VAL:O	1:A:181:ALA:N	2.29	0.54
1:C:937:LEU:HB2	1:C:948:LEU:HB2	1.90	0.54
1:A:937:LEU:HB2	1:A:948:LEU:HB2	1.90	0.53
1:B:458:GLY:HA2	1:B:497:CYS:HB3	1.90	0.53
1:B:694:ASP:OD1	1:B:695:ILE:N	2.42	0.53
1:C:311:GLN:HB2	1:C:321:TYR:CD2	2.43	0.53
1:A:403:ASN:HD21	1:A:406:TYR:HD1	1.56	0.53
1:C:298:LYS:HG2	1:C:345:HIS:CE1	2.43	0.53
1:C:333:ASN:HD21	1:C:336:LYS:HZ3	1.53	0.53
1:C:791:GLN:O	1:C:794:LEU:HG	2.07	0.53
1:A:893:VAL:O	1:A:897:LEU:HG	2.09	0.53
1:B:465:ASP:HB2	1:B:491:ILE:HD11	1.90	0.53
1:B:893:VAL:O	1:B:897:LEU:HG	2.09	0.53
1:B:937:LEU:HB2	1:B:948:LEU:HB2	1.90	0.53
1:C:124:GLU:OE1	1:C:124:GLU:N	2.27	0.53
3:I:1:NAG:C6	3:I:1:NAG:C2	2.85	0.53
1:A:260:ASN:OD1	1:A:263:ARG:NH1	2.23	0.53
1:A:304:LEU:HD12	1:A:305:TYR:H	1.74	0.53
1:B:298:LYS:HG2	1:B:345:HIS:CE1	2.43	0.53
1:B:304:LEU:HD12	1:B:305:TYR:H	1.74	0.53
1:B:311:GLN:HB2	1:B:321:TYR:CD2	2.43	0.53
1:C:297:HIS:CB	1:C:433:GLU:HG3	2.38	0.53
1:A:128:ARG:HH12	1:A:228:ASP:HB2	1.73	0.53
1:A:368:ASN:HD21	1:A:396:CYS:HA	1.73	0.53
1:A:298:LYS:HG2	1:A:345:HIS:CE1	2.43	0.53
1:B:711:ASP:OD2	1:C:532:LYS:HG3	2.08	0.53
1:C:893:VAL:O	1:C:897:LEU:HG	2.09	0.53
1:C:541:TYR:HA	1:C:560:SER:OG	2.09	0.53
1:A:170:VAL:N	1:A:181:ALA:O	2.36	0.53
1:A:384:SER:H	1:A:425:ILE:HG13	1.74	0.53
1:A:959:ASP:OD1	1:A:960:VAL:N	2.42	0.53

*Continued on next page...*

*Continued from previous page...*

Atom-1	Atom-2	Interatomic distance (Å)	Clash overlap (Å)
1:B:306:VAL:HA	1:B:325:VAL:HA	1.90	0.53
1:B:959:ASP:OD1	1:B:960:VAL:N	2.42	0.53
1:C:128:ARG:HH12	1:C:228:ASP:HB2	1.73	0.53
1:B:986:GLU:OE1	1:B:986:GLU:N	2.33	0.53
1:C:983:LEU:HD11	1:C:990:TYR:HB3	1.91	0.53
1:A:389:LEU:HA	1:A:415:LEU:HB2	1.90	0.52
1:B:597:LEU:HD11	1:B:913:LYS:NZ	2.23	0.52
1:B:607:ASP:OD1	1:B:609:SER:N	2.42	0.52
1:C:306:VAL:HA	1:C:325:VAL:HA	1.90	0.52
1:C:316:LYS:CA	1:C:316:LYS:CE	2.85	0.52
1:C:959:ASP:OD1	1:C:960:VAL:N	2.42	0.52
1:A:694:ASP:OD1	1:A:695:ILE:N	2.42	0.52
1:A:788:GLN:O	1:A:792:LYS:NZ	2.43	0.52
1:B:389:LEU:HA	1:B:415:LEU:HB2	1.90	0.52
1:B:541:TYR:HA	1:B:560:SER:OG	2.09	0.52
1:C:304:LEU:HD12	1:C:305:TYR:H	1.74	0.52
1:C:465:ASP:HB2	1:C:491:ILE:HD11	1.90	0.52
1:C:984:TYR:CE2	1:C:986:GLU:HB3	2.44	0.52
3:E:1:NAG:H61	3:E:1:NAG:C2	2.38	0.52
1:A:541:TYR:HA	1:A:560:SER:OG	2.09	0.52
1:C:694:ASP:OD1	1:C:695:ILE:N	2.42	0.52
1:A:440:ASN:CG	4:A:1207:NAG:C1	2.69	0.52
1:A:588:TRP:CH2	1:A:953:LEU:HB2	2.45	0.52
1:B:106:LYS:HG2	1:B:106:LYS:O	2.10	0.52
1:B:403:ASN:HD21	1:B:406:TYR:HD1	1.56	0.52
1:C:690:SER:HB3	1:C:939:ASN:HD21	1.75	0.52
1:B:682:SER:O	1:B:682:SER:OG	2.28	0.52
1:B:788:GLN:O	1:B:792:LYS:NZ	2.43	0.52
1:B:984:TYR:CE2	1:B:986:GLU:HB3	2.44	0.52
1:C:597:LEU:HD11	1:C:913:LYS:NZ	2.23	0.52
1:A:506:TYR:N	1:A:509:ALA:O	2.34	0.52
1:C:588:TRP:CH2	1:C:953:LEU:HB2	2.45	0.52
1:C:640:SER:HA	1:C:643:LEU:HD12	1.92	0.52
1:A:306:VAL:HA	1:A:325:VAL:HA	1.90	0.52
1:B:384:SER:H	1:B:425:ILE:HG13	1.74	0.52
1:C:384:SER:H	1:C:425:ILE:HG13	1.74	0.52
1:A:309:LYS:NZ	1:A:322:PRO:O	2.41	0.52
1:B:611:TYR:CZ	1:B:851:LEU:HD21	2.45	0.52
1:A:128:ARG:HB2	1:A:159:PHE:HD2	1.75	0.52
1:A:971:ARG:HA	1:A:971:ARG:NE	2.25	0.52
1:C:611:TYR:CZ	1:C:851:LEU:HD21	2.45	0.52

*Continued on next page...*

*Continued from previous page...*

Atom-1	Atom-2	Interatomic distance (Å)	Clash overlap (Å)
1:A:228:ASP:OD1	1:A:229:PHE:N	2.43	0.51
1:B:367:GLY:N	1:B:398:MET:SD	2.83	0.51
1:B:1015:ASN:HB3	1:B:1018:PHE:CE2	2.46	0.51
1:C:971:ARG:HA	1:C:971:ARG:NE	2.25	0.51
1:A:1015:ASN:HB3	1:A:1018:PHE:CE2	2.46	0.51
1:A:716:THR:O	1:B:461:ARG:NH1	2.39	0.51
1:B:588:TRP:CH2	1:B:953:LEU:HB2	2.45	0.51
1:B:870:ASP:HB2	1:B:873:GLN:HE22	1.76	0.51
1:C:170:VAL:O	1:C:181:ALA:N	2.29	0.51
1:C:921:GLN:OE1	1:C:934:ILE:HA	2.11	0.51
1:C:986:GLU:OE1	1:C:986:GLU:N	2.33	0.51
1:A:640:SER:HA	1:A:643:LEU:HD12	1.91	0.51
1:A:690:SER:O	1:A:693:GLU:HG2	2.11	0.51
1:A:983:LEU:HD11	1:A:990:TYR:HB3	1.91	0.51
1:B:122:ASN:OD1	4:B:1202:NAG:C1	2.58	0.51
1:B:890:ASN:HA	1:B:893:VAL:HG12	1.92	0.51
1:B:983:LEU:HD11	1:B:990:TYR:HB3	1.91	0.51
1:C:106:LYS:O	1:C:106:LYS:HG2	2.10	0.51
1:C:474:THR:HA	1:C:480:LEU:HA	1.93	0.51
1:A:106:LYS:O	1:A:106:LYS:HG2	2.09	0.51
1:A:485:ASP:N	1:A:490:THR:O	2.27	0.51
1:A:607:ASP:OD1	1:A:609:SER:N	2.42	0.51
1:C:303:VAL:H	1:C:329:LEU:HA	1.76	0.51
1:C:607:ASP:OD1	1:C:609:SER:N	2.42	0.51
1:C:690:SER:O	1:C:693:GLU:HG2	2.11	0.51
1:A:611:TYR:CZ	1:A:851:LEU:HD21	2.45	0.51
1:A:690:SER:HB3	1:A:939:ASN:HD21	1.75	0.51
1:A:1008:PHE:CE2	1:A:1030:VAL:HG11	2.46	0.51
1:B:921:GLN:OE1	1:B:934:ILE:HA	2.11	0.51
1:B:971:ARG:HA	1:B:971:ARG:NE	2.25	0.51
1:C:1022:SER:OG	1:C:1024:SER:OG	2.24	0.51
1:A:144:TYR:CD2	4:A:1203:NAG:H83	2.46	0.51
1:B:389:LEU:HD23	1:B:389:LEU:H	1.76	0.51
1:B:474:THR:HA	1:B:480:LEU:HA	1.93	0.51
1:C:403:ASN:HD21	1:C:406:TYR:HD1	1.56	0.51
1:C:788:GLN:O	1:C:792:LYS:NZ	2.43	0.51
1:A:909:LEU:O	1:A:913:LYS:HG3	2.11	0.51
1:A:984:TYR:CE2	1:A:986:GLU:HB3	2.44	0.51
1:B:128:ARG:HB2	1:B:159:PHE:HD2	1.75	0.51
1:B:506:TYR:N	1:B:509:ALA:O	2.34	0.51
1:B:690:SER:O	1:B:693:GLU:HG2	2.10	0.51

*Continued on next page...*

*Continued from previous page...*

Atom-1	Atom-2	Interatomic distance (Å)	Clash overlap (Å)
1:B:1022:SER:OG	1:B:1024:SER:OG	2.24	0.51
1:C:228:ASP:OD1	1:C:229:PHE:N	2.43	0.51
1:A:489:GLY:N	1:C:188:LYS:HE2	2.26	0.51
1:B:228:ASP:OD1	1:B:229:PHE:N	2.43	0.51
1:C:870:ASP:HB2	1:C:873:GLN:HE22	1.76	0.51
1:C:890:ASN:HA	1:C:893:VAL:HG12	1.92	0.51
1:C:909:LEU:O	1:C:913:LYS:HG3	2.11	0.51
1:A:262:LEU:O	1:A:266:GLN:HG2	2.12	0.50
1:A:367:GLY:N	1:A:398:MET:SD	2.83	0.50
1:A:474:THR:HA	1:A:480:LEU:HA	1.93	0.50
1:A:576:ALA:CA	1:C:775:SER:HB3	2.41	0.50
1:B:640:SER:HA	1:B:643:LEU:HD12	1.91	0.50
1:C:1015:ASN:HB3	1:C:1018:PHE:CE2	2.46	0.50
1:A:154:ASP:OD1	1:A:154:ASP:N	2.44	0.50
1:A:657:LYS:O	1:A:661:LEU:HD23	2.11	0.50
1:C:316:LYS:N	1:C:316:LYS:CD	2.73	0.50
1:A:550:TYR:HD2	1:A:552:SER:H	1.59	0.50
1:A:890:ASN:HA	1:A:893:VAL:HG12	1.92	0.50
1:C:389:LEU:H	1:C:389:LEU:HD23	1.76	0.50
1:A:303:VAL:H	1:A:329:LEU:HA	1.76	0.50
1:B:170:VAL:O	1:B:181:ALA:N	2.29	0.50
1:B:262:LEU:O	1:B:266:GLN:HG2	2.12	0.50
1:B:303:VAL:H	1:B:329:LEU:HA	1.76	0.50
1:B:1008:PHE:CE2	1:B:1030:VAL:HG11	2.46	0.50
1:C:367:GLY:N	1:C:398:MET:SD	2.83	0.50
1:A:316:LYS:N	1:A:316:LYS:CD	2.73	0.50
1:B:309:LYS:NZ	1:B:322:PRO:O	2.41	0.50
1:C:327:ILE:HD12	1:C:327:ILE:N	2.26	0.50
1:A:389:LEU:H	1:A:389:LEU:HD23	1.76	0.50
1:A:402:ALA:HB3	1:A:410:TYR:HB2	1.93	0.50
1:A:921:GLN:OE1	1:A:934:ILE:HA	2.11	0.50
1:B:402:ALA:HB3	1:B:410:TYR:HB2	1.93	0.50
1:B:550:TYR:HD2	1:B:552:SER:H	1.58	0.50
1:B:711:ASP:H	1:C:532:LYS:CE	2.25	0.50
1:C:168:CYS:HB2	1:C:183:VAL:CB	2.42	0.50
1:A:316:LYS:NZ	1:A:316:LYS:CB	2.73	0.50
1:A:346:PHE:HA	1:A:426:THR:C	2.32	0.50
1:A:524:PHE:HB2	1:A:538:ASN:HB3	1.93	0.50
1:B:147:ASN:HB3	1:B:154:ASP:OD2	2.12	0.50
1:B:296:TYR:O	1:B:345:HIS:NE2	2.45	0.50
1:B:690:SER:HB3	1:B:939:ASN:HD21	1.75	0.50

*Continued on next page...*



*Continued from previous page...*

Atom-1	Atom-2	Interatomic distance (Å)	Clash overlap (Å)
1:C:402:ALA:HB3	1:C:410:TYR:HB2	1.93	0.50
1:A:113:LEU:N	1:A:113:LEU:CD2	2.73	0.50
1:B:83:TRP:N	1:B:103:GLY:HA3	2.27	0.50
1:B:168:CYS:HB2	1:B:183:VAL:CB	2.42	0.50
1:B:196:SER:OG	1:B:197:ARG:N	2.45	0.50
1:B:288:VAL:CB	1:B:448:LYS:HB3	2.42	0.50
1:B:299:HIS:ND1	1:B:301:PHE:HE1	2.10	0.50
1:B:657:LYS:O	1:B:661:LEU:HD23	2.11	0.50
1:C:299:HIS:ND1	1:C:301:PHE:HE1	2.10	0.50
1:C:672:LEU:O	1:C:674:SER:N	2.45	0.50
1:B:127:LEU:HD23	1:B:159:PHE:O	2.12	0.50
1:C:288:VAL:CB	1:C:448:LYS:HB3	2.42	0.50
1:C:296:TYR:O	1:C:345:HIS:NE2	2.45	0.50
1:C:524:PHE:HB2	1:C:538:ASN:HB3	1.93	0.50
1:C:657:LYS:O	1:C:661:LEU:HD23	2.11	0.50
1:A:168:CYS:HB2	1:A:183:VAL:CB	2.42	0.49
1:A:288:VAL:CB	1:A:448:LYS:HB3	2.42	0.49
1:A:296:TYR:O	1:A:345:HIS:NE2	2.45	0.49
1:A:298:LYS:H	1:A:345:HIS:CE1	2.30	0.49
1:A:672:LEU:O	1:A:674:SER:N	2.45	0.49
1:B:909:LEU:O	1:B:913:LYS:HG3	2.11	0.49
1:C:360:TRP:CE2	1:C:402:ALA:HB1	2.47	0.49
1:B:113:LEU:N	1:B:113:LEU:CD2	2.73	0.49
1:C:147:ASN:HB3	1:C:154:ASP:OD2	2.12	0.49
1:A:299:HIS:ND1	1:A:301:PHE:HE1	2.10	0.49
1:B:315:GLY:CA	1:B:404:TRP:HZ2	2.10	0.49
1:C:196:SER:OG	1:C:197:ARG:N	2.45	0.49
1:C:910:ALA:O	1:C:914:VAL:HG13	2.12	0.49
1:A:83:TRP:N	1:A:103:GLY:HA3	2.27	0.49
1:A:127:LEU:HD23	1:A:159:PHE:O	2.12	0.49
1:A:446:CYS:SG	1:A:497:CYS:HB2	2.53	0.49
1:A:577:ILE:HG13	1:A:577:ILE:O	2.13	0.49
1:A:910:ALA:O	1:A:914:VAL:HG23	2.12	0.49
1:B:908:GLN:O	1:B:912:GLN:CB	2.53	0.49
1:C:83:TRP:N	1:C:103:GLY:HA3	2.27	0.49
1:C:1008:PHE:CE2	1:C:1030:VAL:HG21	2.46	0.49
1:C:1024:SER:OG	1:C:1025:GLU:OE2	2.31	0.49
1:A:870:ASP:HB2	1:A:873:GLN:HE22	1.76	0.49
1:B:360:TRP:CE2	1:B:402:ALA:HB1	2.47	0.49
1:C:256:ASN:OD1	1:C:257:SER:N	2.46	0.49
1:C:262:LEU:O	1:C:266:GLN:HG2	2.12	0.49

*Continued on next page...*



*Continued from previous page...*

Atom-1	Atom-2	Interatomic distance (Å)	Clash overlap (Å)
1:C:297:HIS:ND1	1:C:345:HIS:HB3	2.28	0.49
1:A:188:LYS:NZ	1:B:486:VAL:O	2.45	0.49
1:A:611:TYR:CE1	1:A:851:LEU:HD11	2.48	0.49
1:B:346:PHE:HA	1:B:426:THR:C	2.32	0.49
1:C:127:LEU:HD23	1:C:159:PHE:O	2.12	0.49
1:C:128:ARG:HB2	1:C:159:PHE:HD2	1.75	0.49
1:C:291:VAL:CB	1:C:451:ILE:HG13	2.43	0.49
1:C:400:ILE:HG13	1:C:414:SER:OG	2.13	0.49
1:C:550:TYR:HD2	1:C:552:SER:H	1.59	0.49
1:C:918:VAL:HG22	1:C:919:LYS:HD3	1.95	0.49
1:A:578:VAL:HA	1:A:964:SER:OG	2.13	0.49
1:B:711:ASP:HB2	1:C:532:LYS:O	2.12	0.49
1:C:298:LYS:H	1:C:345:HIS:CE1	2.30	0.49
1:A:83:TRP:HB3	1:A:233:ALA:HA	1.94	0.49
1:A:297:HIS:ND1	1:A:345:HIS:HB3	2.28	0.49
1:B:512:GLY:HA2	1:B:536:ALA:O	2.13	0.49
1:B:868:ARG:O	1:C:372:SER:OG	2.31	0.49
1:C:311:GLN:CG	1:C:320:CYS:HA	2.34	0.49
1:A:291:VAL:CB	1:A:451:ILE:HG13	2.43	0.49
1:A:327:ILE:HD12	1:A:327:ILE:N	2.26	0.49
1:A:712:TYR:HA	1:A:715:CYS:SG	2.53	0.49
1:C:346:PHE:HA	1:C:426:THR:C	2.32	0.49
1:A:290:ILE:HD12	1:A:290:ILE:N	2.28	0.49
1:A:945:LEU:HB3	1:A:947:PHE:HE1	1.78	0.49
1:A:986:GLU:OE1	1:A:986:GLU:N	2.33	0.49
1:A:1024:SER:OG	1:A:1025:GLU:OE2	2.31	0.49
1:B:154:ASP:OD1	1:B:154:ASP:N	2.44	0.49
1:B:256:ASN:OD1	1:B:257:SER:N	2.46	0.49
1:B:524:PHE:HB2	1:B:538:ASN:HB3	1.93	0.49
1:B:578:VAL:HA	1:B:964:SER:OG	2.13	0.49
1:C:446:CYS:SG	1:C:497:CYS:HB2	2.53	0.49
1:A:404:TRP:HE3	1:A:408:LYS:HG3	1.78	0.48
1:B:672:LEU:O	1:B:674:SER:N	2.45	0.48
1:B:833:ILE:HG13	1:B:834:GLN:N	2.28	0.48
1:B:899:LYS:O	1:B:902:GLU:HG3	2.13	0.48
1:C:512:GLY:HA2	1:C:536:ALA:O	2.13	0.48
1:C:833:ILE:HG13	1:C:834:GLN:N	2.28	0.48
1:A:147:ASN:HB3	1:A:154:ASP:OD2	2.12	0.48
1:A:400:ILE:HG13	1:A:414:SER:OG	2.13	0.48
1:A:461:ARG:NH1	1:C:716:THR:O	2.45	0.48
1:A:512:GLY:HA2	1:A:536:ALA:O	2.13	0.48

*Continued on next page...*

*Continued from previous page...*

Atom-1	Atom-2	Interatomic distance (Å)	Clash overlap (Å)
1:B:147:ASN:O	1:B:166:PHE:N	2.46	0.48
1:B:587:ASN:CG	4:B:1212:NAG:C1	2.69	0.48
1:B:910:ALA:O	1:B:914:VAL:HG23	2.12	0.48
1:B:1024:SER:OG	1:B:1025:GLU:OE2	2.31	0.48
1:C:83:TRP:HB3	1:C:233:ALA:HA	1.94	0.48
1:C:147:ASN:O	1:C:166:PHE:N	2.46	0.48
1:C:611:TYR:CE1	1:C:851:LEU:HD11	2.48	0.48
1:C:899:LYS:O	1:C:902:GLU:HG3	2.13	0.48
1:A:976:LEU:HG	1:A:978:GLN:O	2.14	0.48
1:B:400:ILE:HG13	1:B:414:SER:OG	2.13	0.48
1:B:712:TYR:HA	1:B:715:CYS:SG	2.53	0.48
1:C:578:VAL:HA	1:C:964:SER:OG	2.13	0.48
1:C:752:LEU:HD12	1:C:753:ILE:HG13	1.95	0.48
1:A:360:TRP:CE2	1:A:402:ALA:HB1	2.47	0.48
1:B:446:CYS:SG	1:B:497:CYS:HB2	2.53	0.48
1:B:691:ALA:O	1:B:695:ILE:HG12	2.14	0.48
1:B:752:LEU:HD12	1:B:753:ILE:HG13	1.95	0.48
1:B:856:GLN:HB3	1:B:880:ARG:HD3	1.95	0.48
1:B:918:VAL:HG22	1:B:919:LYS:HD3	1.95	0.48
1:A:196:SER:OG	1:A:197:ARG:N	2.45	0.48
1:A:798:PHE:O	1:A:802:MET:HG2	2.14	0.48
1:A:856:GLN:HB3	1:A:880:ARG:HD3	1.95	0.48
1:B:611:TYR:CE1	1:B:851:LEU:HD11	2.48	0.48
1:B:790:ASN:HA	1:B:793:ILE:HG12	1.95	0.48
1:B:945:LEU:HB3	1:B:947:PHE:HE1	1.78	0.48
1:C:309:LYS:NZ	1:C:322:PRO:O	2.41	0.48
1:A:496:PRO:HG3	1:C:730:TYR:CD1	2.48	0.48
1:A:611:TYR:HE1	1:A:851:LEU:HD11	1.79	0.48
1:A:790:ASN:HA	1:A:793:ILE:HG12	1.95	0.48
1:A:833:ILE:HG13	1:A:834:GLN:N	2.28	0.48
1:B:291:VAL:CB	1:B:451:ILE:HG13	2.43	0.48
1:C:76:PRO:HG3	1:C:237:TYR:HE1	1.79	0.48
1:C:290:ILE:HD12	1:C:290:ILE:N	2.28	0.48
1:C:611:TYR:HE1	1:C:851:LEU:HD11	1.78	0.48
1:C:691:ALA:O	1:C:695:ILE:HG12	2.14	0.48
1:C:712:TYR:HA	1:C:715:CYS:SG	2.53	0.48
1:A:316:LYS:CA	1:A:316:LYS:CE	2.85	0.48
1:B:327:ILE:H	1:B:327:ILE:CD1	2.19	0.48
1:B:404:TRP:HE3	1:B:408:LYS:HG3	1.78	0.48
1:B:798:PHE:O	1:B:802:MET:HG2	2.14	0.48
1:C:404:TRP:HE3	1:C:408:LYS:HG3	1.78	0.48

*Continued on next page...*

*Continued from previous page...*

Atom-1	Atom-2	Interatomic distance (Å)	Clash overlap (Å)
1:B:298:LYS:H	1:B:345:HIS:CE1	2.30	0.48
1:C:261:ARG:HG3	1:C:261:ARG:HH11	1.79	0.48
1:A:899:LYS:O	1:A:902:GLU:HG3	2.13	0.48
1:A:908:GLN:O	1:A:912:GLN:CB	2.53	0.48
1:B:297:HIS:ND1	1:B:345:HIS:HB3	2.28	0.48
1:B:327:ILE:HD12	1:B:327:ILE:N	2.26	0.48
1:B:505:VAL:HA	1:B:510:VAL:HA	1.96	0.48
1:C:286:LEU:HD22	1:C:446:CYS:HB3	1.95	0.48
1:C:577:ILE:HG13	1:C:577:ILE:O	2.13	0.48
1:C:798:PHE:O	1:C:802:MET:HG2	2.14	0.48
1:A:147:ASN:O	1:A:166:PHE:N	2.46	0.48
1:B:85:VAL:CG2	1:B:229:PHE:HB2	2.44	0.48
1:B:290:ILE:N	1:B:290:ILE:HD12	2.28	0.48
1:B:713:LYS:NZ	1:C:533:PHE:HB2	2.28	0.48
1:A:256:ASN:OD1	1:A:257:SER:N	2.46	0.47
1:A:286:LEU:HD22	1:A:446:CYS:HB3	1.95	0.47
1:A:505:VAL:HA	1:A:510:VAL:HA	1.96	0.47
1:B:76:PRO:HG3	1:B:237:TYR:HE1	1.79	0.47
1:B:577:ILE:HG13	1:B:577:ILE:O	2.13	0.47
1:B:611:TYR:HE1	1:B:851:LEU:HD11	1.78	0.47
1:B:261:ARG:HH11	1:B:261:ARG:HG3	1.79	0.47
1:C:856:GLN:HB3	1:C:880:ARG:HD3	1.94	0.47
1:C:976:LEU:HG	1:C:978:GLN:O	2.14	0.47
1:A:564:VAL:CB	1:C:744:ARG:HH21	2.27	0.47
1:B:83:TRP:HB3	1:B:233:ALA:HA	1.95	0.47
1:A:94:PHE:HA	1:A:217:VAL:O	2.15	0.47
1:A:282:GLN:H	1:A:282:GLN:CD	2.17	0.47
1:B:78:LEU:O	1:B:80:ASN:ND2	2.47	0.47
1:B:144:TYR:HD2	4:B:1203:NAG:H83	1.79	0.47
1:B:976:LEU:HG	1:B:978:GLN:O	2.14	0.47
1:C:790:ASN:HA	1:C:793:ILE:HG12	1.95	0.47
1:A:72:ARG:O	1:A:72:ARG:HG3	2.15	0.47
1:A:78:LEU:O	1:A:80:ASN:ND2	2.47	0.47
1:A:752:LEU:HD12	1:A:753:ILE:HG13	1.95	0.47
1:C:94:PHE:HA	1:C:217:VAL:O	2.15	0.47
1:C:282:GLN:H	1:C:282:GLN:CD	2.17	0.47
1:A:918:VAL:HG12	1:A:919:LYS:HD3	1.95	0.47
1:A:966:LEU:O	1:A:966:LEU:HD12	2.15	0.47
1:B:390:LYS:O	1:B:416:TYR:HE1	1.98	0.47
1:C:945:LEU:HB3	1:C:947:PHE:HE1	1.78	0.47
1:A:360:TRP:CZ2	1:A:402:ALA:HB1	2.50	0.47

*Continued on next page...*

*Continued from previous page...*

Atom-1	Atom-2	Interatomic distance (Å)	Clash overlap (Å)
1:A:624:LYS:HE2	1:B:72:ARG:HD3	1.97	0.47
1:A:691:ALA:O	1:A:695:ILE:HG12	2.14	0.47
1:A:775:SER:HB3	1:B:576:ALA:CA	2.44	0.47
1:B:360:TRP:CZ2	1:B:402:ALA:HB1	2.50	0.47
1:B:836:VAL:O	1:B:839:GLN:HG2	2.15	0.47
1:B:976:LEU:HD12	1:B:976:LEU:HA	1.75	0.47
1:C:78:LEU:O	1:C:80:ASN:ND2	2.47	0.47
1:C:197:ARG:O	1:C:213:ASN:HA	2.15	0.47
1:C:505:VAL:HA	1:C:510:VAL:HA	1.96	0.47
1:C:682:SER:OG	1:C:682:SER:O	2.28	0.47
1:C:966:LEU:HD12	1:C:966:LEU:O	2.15	0.47
1:A:390:LYS:O	1:A:416:TYR:HE1	1.98	0.47
1:A:59:LEU:HD23	1:A:60:LEU:N	2.30	0.47
1:A:76:PRO:HG3	1:A:237:TYR:HE1	1.79	0.47
1:B:94:PHE:HA	1:B:217:VAL:O	2.15	0.47
1:B:286:LEU:HD22	1:B:446:CYS:HB3	1.95	0.47
1:B:369:CYS:HB3	1:B:396:CYS:HB3	1.64	0.47
1:C:836:VAL:O	1:C:839:GLN:HG2	2.15	0.47
1:A:261:ARG:HG3	1:A:261:ARG:HH11	1.79	0.46
1:A:547:VAL:N	1:A:555:VAL:O	2.48	0.46
1:B:921:GLN:HE21	1:B:921:GLN:HB2	1.56	0.46
1:B:966:LEU:HD12	1:B:966:LEU:O	2.15	0.46
1:C:144:TYR:CE2	4:C:1203:NAG:H2	2.46	0.46
1:A:347:THR:N	1:A:427:GLY:HA2	2.31	0.46
1:B:159:PHE:CE2	1:B:221:VAL:HG13	2.49	0.46
1:C:298:LYS:H	1:C:345:HIS:CG	2.34	0.46
1:A:977:ARG:HG2	1:A:1007:ASP:HA	1.97	0.46
1:C:347:THR:N	1:C:427:GLY:HA2	2.31	0.46
1:C:360:TRP:CZ2	1:C:402:ALA:HB1	2.50	0.46
1:C:390:LYS:O	1:C:416:TYR:HE1	1.98	0.46
1:C:844:LEU:HD12	1:C:845:ASN:N	2.31	0.46
1:C:976:LEU:HD12	1:C:976:LEU:HA	1.75	0.46
1:A:146:THR:HA	1:A:154:ASP:O	2.16	0.46
1:A:630:CYS:SG	1:A:631:LYS:N	2.89	0.46
1:B:146:THR:HA	1:B:154:ASP:O	2.16	0.46
1:C:630:CYS:SG	1:C:631:LYS:N	2.89	0.46
1:A:128:ARG:HB3	1:A:222:THR:O	2.16	0.46
1:A:197:ARG:O	1:A:213:ASN:HA	2.15	0.46
1:A:320:CYS:SG	1:A:410:TYR:OH	2.57	0.46
1:A:344:SER:OG	1:A:424:GLY:HA2	2.16	0.46
1:A:635:ASP:HA	1:A:638:ARG:NH1	2.31	0.46

*Continued on next page...*

*Continued from previous page...*

Atom-1	Atom-2	Interatomic distance (Å)	Clash overlap (Å)
1:B:128:ARG:HB3	1:B:222:THR:O	2.16	0.46
1:B:966:LEU:HD13	1:B:1019:VAL:CG2	2.46	0.46
1:C:154:ASP:OD1	1:C:154:ASP:N	2.44	0.46
1:C:547:VAL:N	1:C:555:VAL:O	2.48	0.46
1:A:966:LEU:HD13	1:A:1019:VAL:CG2	2.46	0.46
1:B:197:ARG:O	1:B:213:ASN:HA	2.15	0.46
1:B:966:LEU:HD13	1:B:1019:VAL:CB	2.46	0.46
1:C:635:ASP:HA	1:C:638:ARG:NH1	2.31	0.46
1:A:159:PHE:CE2	1:A:221:VAL:HG13	2.49	0.46
1:A:658:ALA:HB1	1:A:751:SER:HA	1.98	0.46
1:A:967:CYS:SG	1:A:1014:CYS:HA	2.56	0.46
1:B:59:LEU:HD23	1:B:60:LEU:N	2.30	0.46
1:B:72:ARG:O	1:B:72:ARG:HG3	2.15	0.46
1:B:630:CYS:SG	1:B:631:LYS:N	2.88	0.46
1:B:711:ASP:OD2	1:C:533:PHE:HB3	2.15	0.46
1:C:72:ARG:HG3	1:C:72:ARG:O	2.15	0.46
1:C:344:SER:OG	1:C:424:GLY:HA2	2.16	0.46
1:C:966:LEU:HD13	1:C:1019:VAL:CG1	2.46	0.46
1:B:90:PHE:CZ	4:B:1204:NAG:H3	2.48	0.46
1:B:298:LYS:H	1:B:345:HIS:CG	2.34	0.46
1:B:305:TYR:HB2	1:B:326:ASN:OD1	2.16	0.46
1:B:316:LYS:N	1:B:316:LYS:CD	2.73	0.46
1:C:966:LEU:HD13	1:C:1019:VAL:CB	2.46	0.46
1:C:977:ARG:HG2	1:C:1007:ASP:HA	1.97	0.46
1:A:298:LYS:H	1:A:345:HIS:CG	2.34	0.46
1:B:547:VAL:N	1:B:555:VAL:O	2.48	0.46
1:B:977:ARG:HG2	1:B:1007:ASP:HA	1.97	0.46
1:C:128:ARG:HB3	1:C:222:THR:O	2.16	0.46
1:C:529:GLU:HG2	1:C:530:LEU:H	1.81	0.46
1:A:711:ASP:H	1:B:532:LYS:HE3	1.81	0.46
1:A:775:SER:CB	1:B:576:ALA:HB2	2.25	0.46
1:A:836:VAL:O	1:A:839:GLN:HG2	2.15	0.46
1:A:966:LEU:HD13	1:A:1019:VAL:CB	2.46	0.46
1:B:663:ASN:OD1	1:B:664:VAL:N	2.49	0.46
1:C:315:GLY:CA	1:C:404:TRP:HZ2	2.10	0.46
1:A:305:TYR:HB2	1:A:326:ASN:OD1	2.16	0.45
1:A:657:LYS:HA	1:A:764:ALA:CB	2.46	0.45
1:A:663:ASN:OD1	1:A:664:VAL:N	2.49	0.45
1:B:344:SER:OG	1:B:424:GLY:HA2	2.16	0.45
1:B:428:VAL:HG12	1:B:430:GLN:H	1.82	0.45
1:C:146:THR:HA	1:C:154:ASP:O	2.16	0.45

*Continued on next page...*

*Continued from previous page...*

Atom-1	Atom-2	Interatomic distance (Å)	Clash overlap (Å)
1:A:428:VAL:HG12	1:A:430:GLN:H	1.81	0.45
1:B:347:THR:N	1:B:427:GLY:HA2	2.31	0.45
1:B:635:ASP:HA	1:B:638:ARG:NH1	2.31	0.45
1:B:658:ALA:HB1	1:B:751:SER:HA	1.98	0.45
1:C:59:LEU:HD23	1:C:60:LEU:N	2.30	0.45
1:C:305:TYR:HB2	1:C:326:ASN:OD1	2.16	0.45
1:C:663:ASN:OD1	1:C:664:VAL:N	2.49	0.45
1:C:908:GLN:O	1:C:912:GLN:CB	2.53	0.45
1:C:967:CYS:SG	1:C:1014:CYS:HA	2.56	0.45
1:A:68:ASP:HB3	1:A:246:GLN:H	1.81	0.45
1:B:529:GLU:HG2	1:B:530:LEU:H	1.81	0.45
1:B:541:TYR:O	1:B:541:TYR:CG	2.70	0.45
1:B:844:LEU:HD12	1:B:845:ASN:N	2.31	0.45
1:C:128:ARG:NH1	1:C:228:ASP:HB2	2.31	0.45
1:C:85:VAL:CG1	1:C:229:PHE:HB2	2.44	0.45
1:A:844:LEU:HD12	1:A:845:ASN:N	2.31	0.45
1:B:56:ASN:ND2	1:B:122:ASN:HB2	2.32	0.45
1:B:68:ASP:HB3	1:B:246:GLN:H	1.81	0.45
1:C:138:TYR:CG	1:C:139:GLY:N	2.85	0.45
1:C:527:VAL:HA	1:C:537:SER:O	2.17	0.45
1:A:527:VAL:HA	1:A:537:SER:O	2.17	0.45
1:B:76:PRO:HG3	1:B:237:TYR:CE1	2.52	0.45
1:C:331:ASN:OD1	1:C:332:PHE:N	2.50	0.45
1:A:76:PRO:HG3	1:A:237:TYR:CE1	2.52	0.45
1:A:128:ARG:NH1	1:A:228:ASP:HB2	2.31	0.45
1:A:331:ASN:OD1	1:A:332:PHE:N	2.50	0.45
1:B:87:GLY:HA2	1:B:228:ASP:OD1	2.17	0.45
1:B:588:TRP:CE2	1:B:589:THR:O	2.70	0.45
1:B:657:LYS:HA	1:B:764:ALA:CB	2.46	0.45
1:B:967:CYS:SG	1:B:1014:CYS:HA	2.56	0.45
1:C:428:VAL:HG22	1:C:430:GLN:H	1.82	0.45
1:C:802:MET:N	1:C:802:MET:SD	2.90	0.45
1:A:85:VAL:CG2	1:A:229:PHE:HB2	2.44	0.45
1:A:346:PHE:HD1	1:A:427:GLY:C	2.20	0.45
1:A:359:ARG:HH12	1:A:403:ASN:HB3	1.81	0.45
1:B:448:LYS:HD2	1:B:456:GLY:O	2.17	0.45
1:C:68:ASP:HB3	1:C:246:GLN:H	1.81	0.45
1:C:162:VAL:N	1:C:188:LYS:O	2.50	0.45
1:C:448:LYS:HD2	1:C:456:GLY:O	2.17	0.45
1:A:588:TRP:CE2	1:A:589:THR:O	2.70	0.45
1:B:128:ARG:NH1	1:B:228:ASP:HB2	2.31	0.45

*Continued on next page...*

*Continued from previous page...*

Atom-1	Atom-2	Interatomic distance (Å)	Clash overlap (Å)
1:B:359:ARG:HH12	1:B:403:ASN:HB3	1.81	0.45
1:B:404:TRP:HE3	1:B:408:LYS:CG	2.30	0.45
1:C:56:ASN:ND2	1:C:122:ASN:HB2	2.32	0.45
1:C:138:TYR:CD2	1:C:174:ILE:HG12	2.52	0.45
1:C:144:TYR:CD2	4:C:1203:NAG:H83	2.52	0.45
1:C:346:PHE:HD1	1:C:427:GLY:C	2.20	0.45
1:A:468:LEU:O	1:A:468:LEU:HD23	2.17	0.44
1:B:360:TRP:HE1	1:B:402:ALA:HB1	1.82	0.44
1:C:658:ALA:HB1	1:C:751:SER:HA	1.98	0.44
1:A:138:TYR:CD2	1:A:174:ILE:HG12	2.52	0.44
1:A:404:TRP:HE3	1:A:408:LYS:CG	2.30	0.44
1:A:529:GLU:HG2	1:A:530:LEU:H	1.81	0.44
1:B:162:VAL:N	1:B:188:LYS:O	2.50	0.44
1:C:468:LEU:HD23	1:C:468:LEU:O	2.17	0.44
1:C:541:TYR:O	1:C:541:TYR:CG	2.70	0.44
1:A:56:ASN:ND2	1:A:122:ASN:HB2	2.32	0.44
1:A:87:GLY:HA2	1:A:228:ASP:OD1	2.17	0.44
1:A:275:PHE:O	1:C:638:ARG:HD2	2.17	0.44
1:A:548:LEU:HA	1:A:548:LEU:HD23	1.71	0.44
1:B:138:TYR:CG	1:B:139:GLY:N	2.85	0.44
1:B:346:PHE:HD1	1:B:427:GLY:C	2.20	0.44
1:B:526:ASN:OD1	1:B:527:VAL:N	2.51	0.44
1:C:359:ARG:HH12	1:C:403:ASN:HB3	1.81	0.44
1:A:448:LYS:HD2	1:A:456:GLY:O	2.17	0.44
1:B:138:TYR:CD2	1:B:174:ILE:HG12	2.52	0.44
1:B:802:MET:O	1:B:806:VAL:CB	2.66	0.44
1:C:664:VAL:HG22	1:C:676:ILE:CD1	2.48	0.44
1:C:972:ASN:HA	1:C:1010:GLN:HG3	1.99	0.44
1:A:863:GLN:NE2	1:A:863:GLN:O	2.51	0.44
1:B:1002:ILE:CD1	1:C:1010:GLN:H	2.27	0.44
1:C:526:ASN:OD1	1:C:527:VAL:N	2.51	0.44
1:C:588:TRP:CE2	1:C:589:THR:O	2.70	0.44
1:C:657:LYS:HA	1:C:764:ALA:CB	2.46	0.44
1:A:664:VAL:HG12	1:A:676:ILE:CD1	2.48	0.44
1:A:780:VAL:HG13	1:A:921:GLN:NE2	2.33	0.44
1:B:331:ASN:OD1	1:B:332:PHE:N	2.50	0.44
1:B:385:VAL:CA	1:B:419:TRP:HA	2.47	0.44
1:C:802:MET:O	1:C:806:VAL:CB	2.66	0.44
1:A:369:CYS:HB3	1:A:396:CYS:HB3	1.64	0.44
1:A:463:SER:O	1:A:491:ILE:HG13	2.18	0.44
1:B:527:VAL:HA	1:B:537:SER:O	2.17	0.44

*Continued on next page...*



*Continued from previous page...*

Atom-1	Atom-2	Interatomic distance (Å)	Clash overlap (Å)
1:B:759:GLY:O	1:B:761:LEU:HG	2.18	0.44
1:C:404:TRP:HE3	1:C:408:LYS:CG	2.30	0.44
1:C:530:LEU:HD23	1:C:530:LEU:HA	1.87	0.44
1:C:546:ALA:CB	1:C:562:ILE:HD13	2.47	0.44
1:A:858:ILE:HG12	1:A:877:GLN:OE1	2.18	0.44
1:B:468:LEU:HD23	1:B:468:LEU:O	2.17	0.44
1:B:518:ASN:ND2	4:B:1206:NAG:O7	2.51	0.44
1:B:754:GLY:O	1:B:758:LEU:HB3	2.18	0.44
1:C:76:PRO:HG3	1:C:237:TYR:CE1	2.52	0.44
1:A:162:VAL:N	1:A:188:LYS:O	2.50	0.44
1:B:77:LEU:HD12	1:B:240:VAL:HG11	2.00	0.44
1:B:463:SER:O	1:B:491:ILE:HG13	2.18	0.44
1:C:316:LYS:NZ	1:C:316:LYS:CB	2.73	0.44
1:A:138:TYR:CG	1:A:139:GLY:N	2.85	0.43
1:A:741:ASP:N	1:A:741:ASP:OD1	2.51	0.43
1:A:981:LEU:HG	1:A:982:ALA:H	1.83	0.43
1:B:624:LYS:HG2	1:C:72:ARG:CZ	2.48	0.43
1:B:802:MET:SD	1:B:802:MET:N	2.90	0.43
1:C:87:GLY:HA2	1:C:228:ASP:OD1	2.17	0.43
1:C:301:PHE:HB3	1:C:347:THR:CB	2.48	0.43
1:C:790:ASN:OD1	1:C:791:GLN:N	2.51	0.43
1:A:54:PHE:HB2	1:A:57:TRP:HB2	2.00	0.43
1:A:83:TRP:HA	1:A:102:ARG:C	2.39	0.43
1:A:350:TYR:HB2	1:A:373:PHE:CE1	2.53	0.43
1:A:802:MET:N	1:A:802:MET:SD	2.90	0.43
1:B:780:VAL:HG13	1:B:921:GLN:NE2	2.32	0.43
1:B:972:ASN:HA	1:B:1010:GLN:HG3	1.99	0.43
1:C:359:ARG:NH2	1:C:403:ASN:OD1	2.52	0.43
1:C:692:ILE:HD13	1:C:692:ILE:H	1.84	0.43
1:C:830:LEU:HA	1:C:833:ILE:HG12	2.00	0.43
1:C:863:GLN:NE2	1:C:863:GLN:O	2.51	0.43
1:A:754:GLY:O	1:A:758:LEU:HB3	2.18	0.43
1:A:759:GLY:O	1:A:761:LEU:HG	2.18	0.43
1:A:946:VAL:C	1:A:947:PHE:HD1	2.21	0.43
1:B:301:PHE:HB3	1:B:347:THR:CB	2.48	0.43
1:B:713:LYS:CD	1:C:516:SER:HA	2.46	0.43
1:B:981:LEU:HG	1:B:982:ALA:H	1.83	0.43
1:A:264:CYS:O	1:A:267:LEU:HD22	2.19	0.43
1:A:524:PHE:HB2	1:A:538:ASN:C	2.38	0.43
1:A:692:ILE:HD13	1:A:692:ILE:H	1.84	0.43
1:A:972:ASN:HA	1:A:1010:GLN:HG3	1.99	0.43

*Continued on next page...*



*Continued from previous page...*

Atom-1	Atom-2	Interatomic distance (Å)	Clash overlap (Å)
1:B:88:LEU:HD12	1:B:229:PHE:CD2	2.53	0.43
1:B:90:PHE:CZ	4:B:1204:NAG:C1	3.01	0.43
1:B:524:PHE:HB2	1:B:538:ASN:C	2.38	0.43
1:B:790:ASN:OD1	1:B:791:GLN:N	2.51	0.43
1:A:526:ASN:OD1	1:A:527:VAL:N	2.51	0.43
1:B:391:ASP:HA	1:B:416:TYR:CE1	2.54	0.43
1:B:664:VAL:HG12	1:B:676:ILE:CD1	2.48	0.43
1:B:863:GLN:NE2	1:B:863:GLN:O	2.51	0.43
1:C:90:PHE:HZ	4:C:1204:NAG:H3	1.84	0.43
1:C:741:ASP:N	1:C:741:ASP:OD1	2.51	0.43
1:A:385:VAL:CA	1:A:419:TRP:HA	2.47	0.43
1:A:546:ALA:CB	1:A:562:ILE:HD13	2.47	0.43
1:A:802:MET:O	1:A:806:VAL:CB	2.66	0.43
1:A:900:TYR:HA	1:A:903:VAL:HG12	2.01	0.43
1:B:54:PHE:HB2	1:B:57:TRP:HB2	2.01	0.43
1:B:350:TYR:HB2	1:B:373:PHE:CE1	2.53	0.43
1:B:692:ILE:H	1:B:692:ILE:HD13	1.84	0.43
1:C:54:PHE:HB2	1:C:57:TRP:HB2	2.00	0.43
1:C:159:PHE:CE2	1:C:221:VAL:HG13	2.49	0.43
1:A:532:LYS:CE	1:C:711:ASP:H	2.30	0.43
1:B:743:GLU:HG3	1:B:744:ARG:N	2.32	0.43
1:C:369:CYS:HB3	1:C:396:CYS:HB3	1.64	0.43
1:C:524:PHE:HB2	1:C:538:ASN:C	2.38	0.43
1:C:675:VAL:HA	1:C:690:SER:OG	2.18	0.43
1:C:780:VAL:HG23	1:C:921:GLN:NE2	2.32	0.43
1:C:805:ILE:HG12	1:C:809:PHE:HE2	1.84	0.43
1:A:85:VAL:CB	1:A:229:PHE:HB2	2.49	0.43
1:A:541:TYR:O	1:A:541:TYR:CG	2.70	0.43
1:B:316:LYS:NZ	1:B:316:LYS:CB	2.73	0.43
1:C:56:ASN:HD22	1:C:122:ASN:HB2	1.84	0.43
1:C:463:SER:O	1:C:491:ILE:HG13	2.18	0.43
1:C:634:GLU:HA	1:C:637:LEU:HG	2.01	0.43
1:A:391:ASP:HA	1:A:416:TYR:CE1	2.54	0.43
1:B:359:ARG:NH2	1:B:403:ASN:OD1	2.51	0.43
1:B:805:ILE:HG12	1:B:809:PHE:HE2	1.83	0.43
1:B:858:ILE:HG12	1:B:877:GLN:OE1	2.18	0.43
1:C:326:ASN:OD1	1:C:326:ASN:N	2.46	0.43
1:C:360:TRP:HE1	1:C:402:ALA:HB1	1.82	0.43
1:C:368:ASN:ND2	1:C:396:CYS:HA	2.34	0.43
1:C:759:GLY:O	1:C:761:LEU:HG	2.18	0.43
1:A:506:TYR:CE2	1:A:507:GLN:HG3	2.54	0.43

*Continued on next page...*

*Continued from previous page...*

Atom-1	Atom-2	Interatomic distance (Å)	Clash overlap (Å)
1:B:49:PRO:HG3	1:B:106:LYS:NZ	2.34	0.43
1:B:83:TRP:HA	1:B:102:ARG:C	2.39	0.43
1:B:264:CYS:O	1:B:267:LEU:HD22	2.19	0.43
1:B:298:LYS:HE3	1:B:298:LYS:HA	2.01	0.43
1:B:546:ALA:CB	1:B:562:ILE:HD13	2.47	0.43
1:B:900:TYR:HA	1:B:903:VAL:HG12	2.01	0.43
1:C:88:LEU:HD12	1:C:229:PHE:CD2	2.53	0.43
1:C:350:TYR:HB2	1:C:373:PHE:CE1	2.53	0.43
1:C:506:TYR:CE2	1:C:507:GLN:HG3	2.54	0.43
1:C:876:GLN:O	1:C:879:ASP:OD1	2.37	0.43
1:A:88:LEU:HD12	1:A:229:PHE:CD2	2.53	0.42
1:A:390:LYS:O	1:A:416:TYR:CE1	2.72	0.42
1:A:655:ASP:OD1	1:B:569:VAL:O	2.36	0.42
1:B:56:ASN:HD22	1:B:122:ASN:HB2	1.84	0.42
1:B:359:ARG:NH1	1:B:405:ALA:H	2.17	0.42
1:B:638:ARG:HD2	1:C:275:PHE:O	2.19	0.42
1:B:946:VAL:C	1:B:947:PHE:HD1	2.22	0.42
1:C:49:PRO:HG3	1:C:106:LYS:NZ	2.34	0.42
1:C:83:TRP:HA	1:C:102:ARG:C	2.39	0.42
1:C:946:VAL:C	1:C:947:PHE:HD1	2.21	0.42
1:A:301:PHE:HB3	1:A:347:THR:CB	2.48	0.42
1:A:382:PHE:N	1:A:425:ILE:O	2.27	0.42
1:A:773:ILE:H	1:A:773:ILE:HG12	1.67	0.42
1:A:805:ILE:HG12	1:A:809:PHE:HE2	1.84	0.42
1:C:57:TRP:CZ3	1:C:120:ASN:HB2	2.54	0.42
1:C:75:GLN:HB2	1:C:77:LEU:CG	2.43	0.42
1:C:384:SER:N	1:C:425:ILE:HG13	2.34	0.42
1:C:462:VAL:HA	1:C:492:TYR:HD1	1.83	0.42
1:C:981:LEU:HG	1:C:982:ALA:H	1.83	0.42
1:C:1015:ASN:HD22	4:C:1214:NAG:H83	1.84	0.42
1:A:77:LEU:HD12	1:A:240:VAL:HG11	2.00	0.42
1:A:333:ASN:HD21	1:A:336:LYS:NZ	2.17	0.42
1:A:385:VAL:O	1:A:419:TRP:HA	2.20	0.42
1:A:634:GLU:HA	1:A:637:LEU:HG	2.01	0.42
1:B:247:THR:HA	1:C:469:ASN:OD1	2.19	0.42
1:B:752:LEU:O	1:B:755:GLY:N	2.52	0.42
1:B:876:GLN:OE1	1:B:880:ARG:NH2	2.53	0.42
1:C:754:GLY:O	1:C:758:LEU:HB3	2.18	0.42
1:C:858:ILE:HG12	1:C:877:GLN:OE1	2.18	0.42
1:A:462:VAL:HA	1:A:492:TYR:HD1	1.83	0.42
1:A:790:ASN:OD1	1:A:791:GLN:N	2.51	0.42

*Continued on next page...*

*Continued from previous page...*

Atom-1	Atom-2	Interatomic distance (Å)	Clash overlap (Å)
1:A:938:VAL:HG13	1:A:947:PHE:CD1	2.54	0.42
1:B:299:HIS:HD1	1:B:301:PHE:HE1	1.67	0.42
1:B:729:TYR:OH	1:C:499:PRO:HB2	2.19	0.42
1:B:733:ILE:H	1:B:733:ILE:HG12	1.67	0.42
1:B:876:GLN:O	1:B:879:ASP:OD1	2.37	0.42
1:B:938:VAL:HG13	1:B:947:PHE:CD1	2.54	0.42
1:C:298:LYS:HE3	1:C:298:LYS:HA	2.01	0.42
1:C:391:ASP:HA	1:C:416:TYR:CE1	2.54	0.42
1:A:57:TRP:CZ3	1:A:120:ASN:HB2	2.54	0.42
1:A:144:TYR:HE2	4:A:1203:NAG:C2	2.26	0.42
1:A:360:TRP:HE1	1:A:402:ALA:HB1	1.82	0.42
1:A:602:THR:O	1:A:604:ILE:HG12	2.20	0.42
1:A:805:ILE:HG12	1:A:809:PHE:CE2	2.55	0.42
1:A:806:VAL:O	1:A:809:PHE:HB2	2.20	0.42
1:A:876:GLN:O	1:A:879:ASP:OD1	2.37	0.42
1:B:72:ARG:HA	1:B:241:LEU:HA	2.01	0.42
1:B:85:VAL:CB	1:B:229:PHE:HB2	2.49	0.42
1:C:85:VAL:CB	1:C:229:PHE:HB2	2.49	0.42
1:A:368:ASN:ND2	1:A:396:CYS:HA	2.34	0.42
1:A:469:ASN:OD1	1:C:247:THR:HA	2.19	0.42
1:A:631:LYS:HZ1	1:B:266:GLN:CD	2.18	0.42
1:A:830:LEU:HA	1:A:833:ILE:HG12	2.00	0.42
1:B:462:VAL:HA	1:B:492:TYR:HD1	1.83	0.42
1:B:805:ILE:HG12	1:B:809:PHE:CE2	2.55	0.42
1:C:77:LEU:HD12	1:C:240:VAL:HG11	2.00	0.42
1:C:527:VAL:HG13	1:C:536:ALA:HA	2.02	0.42
1:A:49:PRO:HG3	1:A:106:LYS:NZ	2.34	0.42
1:A:999:GLU:HA	1:A:1000:PRO:HD3	1.89	0.42
1:B:56:ASN:HB3	1:B:120:ASN:OD1	2.20	0.42
1:B:57:TRP:CZ3	1:B:120:ASN:HB2	2.54	0.42
1:B:675:VAL:HA	1:B:690:SER:OG	2.18	0.42
1:B:741:ASP:OD1	1:B:741:ASP:N	2.51	0.42
1:C:752:LEU:O	1:C:755:GLY:N	2.53	0.42
1:A:171:ASN:OD1	1:A:180:SER:OG	2.28	0.42
1:A:516:SER:HA	1:C:713:LYS:HD3	2.01	0.42
1:A:699:LYS:HG2	1:A:699:LYS:O	2.20	0.42
1:B:602:THR:O	1:B:604:ILE:HG12	2.20	0.42
1:C:385:VAL:CA	1:C:419:TRP:HA	2.47	0.42
1:C:506:TYR:CD2	1:C:507:GLN:HG3	2.55	0.42
1:C:548:LEU:HD23	1:C:548:LEU:HA	1.71	0.42
1:C:999:GLU:HA	1:C:1000:PRO:HD3	1.89	0.42

*Continued on next page...*

*Continued from previous page...*

Atom-1	Atom-2	Interatomic distance (Å)	Clash overlap (Å)
1:A:533:PHE:HB2	1:C:713:LYS:HZ3	1.84	0.42
1:A:675:VAL:HA	1:A:690:SER:OG	2.19	0.42
1:B:390:LYS:O	1:B:416:TYR:CE1	2.72	0.42
1:C:72:ARG:HA	1:C:241:LEU:HA	2.01	0.42
1:C:900:TYR:HA	1:C:903:VAL:HG12	2.01	0.42
1:C:921:GLN:HE21	1:C:921:GLN:HB2	1.56	0.42
1:A:56:ASN:HB3	1:A:120:ASN:OD1	2.20	0.42
1:A:298:LYS:HE3	1:A:298:LYS:HA	2.01	0.42
1:A:359:ARG:NH2	1:A:403:ASN:OD1	2.52	0.42
1:A:404:TRP:O	1:A:404:TRP:CG	2.73	0.42
1:A:947:PHE:C	1:A:948:LEU:HD22	2.40	0.42
1:A:966:LEU:HB2	1:A:1019:VAL:H	1.85	0.42
1:B:385:VAL:O	1:B:419:TRP:HA	2.20	0.42
1:B:506:TYR:CE2	1:B:507:GLN:HG3	2.54	0.42
1:B:518:ASN:HB2	4:B:1206:NAG:C1	2.50	0.42
1:B:634:GLU:HA	1:B:637:LEU:HG	2.01	0.42
1:C:264:CYS:O	1:C:267:LEU:HD22	2.19	0.42
1:C:903:VAL:HA	1:C:906:SER:OG	2.20	0.42
1:A:506:TYR:CD2	1:A:507:GLN:HG3	2.55	0.41
1:B:346:PHE:CZ	1:B:381:LYS:HG2	2.55	0.41
1:B:368:ASN:ND2	1:B:396:CYS:HA	2.34	0.41
1:B:806:VAL:O	1:B:809:PHE:HB2	2.20	0.41
1:B:830:LEU:HA	1:B:833:ILE:HG12	2.00	0.41
1:C:385:VAL:O	1:C:419:TRP:HA	2.20	0.41
1:A:185:ALA:HB2	1:B:294:PRO:HG2	2.02	0.41
1:C:390:LYS:O	1:C:416:TYR:CE1	2.72	0.41
1:C:805:ILE:HG12	1:C:809:PHE:CE2	2.55	0.41
1:C:966:LEU:HB2	1:C:1019:VAL:H	1.85	0.41
1:A:72:ARG:HA	1:A:241:LEU:HA	2.01	0.41
1:A:752:LEU:O	1:A:755:GLY:N	2.52	0.41
1:B:948:LEU:HD13	1:B:948:LEU:HA	1.94	0.41
1:C:346:PHE:CZ	1:C:381:LYS:HG2	2.55	0.41
1:C:938:VAL:HG13	1:C:947:PHE:CD1	2.54	0.41
1:A:56:ASN:HD22	1:A:122:ASN:HB2	1.84	0.41
1:A:346:PHE:CZ	1:A:381:LYS:HG2	2.55	0.41
1:A:384:SER:N	1:A:425:ILE:HG13	2.34	0.41
1:B:326:ASN:OD1	1:B:326:ASN:N	2.46	0.41
1:B:653:THR:O	1:B:748:TYR:HD1	2.04	0.41
1:B:976:LEU:HD23	1:B:979:PRO:HA	2.02	0.41
1:C:56:ASN:HB3	1:C:120:ASN:OD1	2.20	0.41
1:C:60:LEU:HD23	1:C:60:LEU:HA	1.87	0.41

*Continued on next page...*

*Continued from previous page...*

Atom-1	Atom-2	Interatomic distance (Å)	Clash overlap (Å)
1:C:876:GLN:OE1	1:C:880:ARG:NH2	2.53	0.41
1:B:710:ALA:HB1	1:C:532:LYS:HZ1	1.85	0.41
1:B:721:ILE:HD13	1:C:493:SER:HB3	2.01	0.41
1:B:966:LEU:HB2	1:B:1019:VAL:H	1.85	0.41
1:A:510:VAL:HG23	1:A:510:VAL:O	2.21	0.41
1:A:771:LEU:HD12	1:A:771:LEU:HA	1.92	0.41
1:A:903:VAL:HA	1:A:906:SER:OG	2.21	0.41
1:B:311:GLN:CG	1:B:320:CYS:HA	2.34	0.41
1:B:333:ASN:HD21	1:B:336:LYS:NZ	2.17	0.41
1:C:359:ARG:NH1	1:C:405:ALA:H	2.17	0.41
1:C:484:LYS:HA	1:C:491:ILE:HA	2.03	0.41
1:C:602:THR:O	1:C:604:ILE:HG12	2.20	0.41
1:A:876:GLN:OE1	1:A:880:ARG:NH2	2.52	0.41
1:B:384:SER:N	1:B:425:ILE:HG13	2.34	0.41
1:B:699:LYS:O	1:B:699:LYS:HG2	2.20	0.41
1:B:741:ASP:O	1:B:745:MET:HB3	2.21	0.41
1:B:868:ARG:O	1:C:372:SER:N	2.52	0.41
1:B:958:LYS:HD3	1:B:958:LYS:HA	1.97	0.41
1:C:359:ARG:HH22	1:C:403:ASN:CG	2.24	0.41
1:C:607:ASP:CG	1:C:610:THR:H	2.24	0.41
1:A:359:ARG:NH1	1:A:405:ALA:H	2.17	0.41
1:A:721:ILE:HD13	1:B:493:SER:HB3	2.02	0.41
1:A:976:LEU:HD23	1:A:979:PRO:HA	2.02	0.41
1:B:527:VAL:HG23	1:B:536:ALA:HA	2.02	0.41
1:C:381:LYS:HE2	1:C:381:LYS:HB3	1.80	0.41
1:C:806:VAL:O	1:C:809:PHE:HB2	2.20	0.41
1:A:49:PRO:HG2	1:A:52:PHE:HD2	1.86	0.41
1:A:166:PHE:O	1:A:167:TYR:HD1	2.04	0.41
1:A:311:GLN:CG	1:A:320:CYS:HA	2.34	0.41
1:A:527:VAL:HG23	1:A:536:ALA:HA	2.02	0.41
1:A:532:LYS:NZ	1:C:711:ASP:O	2.52	0.41
1:B:166:PHE:O	1:B:167:TYR:HD1	2.04	0.41
1:B:359:ARG:HH22	1:B:403:ASN:CG	2.24	0.41
1:B:377:ASN:O	1:B:429:PRO:HD3	2.21	0.41
1:B:506:TYR:CD2	1:B:507:GLN:HG3	2.55	0.41
1:B:530:LEU:HD11	1:B:561:ILE:HD12	2.03	0.41
1:B:582:LEU:O	1:B:960:VAL:HG12	2.21	0.41
1:B:830:LEU:HD23	1:B:833:ILE:HD11	2.03	0.41
1:B:903:VAL:HA	1:B:906:SER:OG	2.21	0.41
1:B:947:PHE:C	1:B:948:LEU:HD22	2.40	0.41
1:C:359:ARG:HG2	1:C:405:ALA:HB2	2.03	0.41

*Continued on next page...*

*Continued from previous page...*

Atom-1	Atom-2	Interatomic distance (Å)	Clash overlap (Å)
1:C:947:PHE:C	1:C:948:LEU:HD22	2.40	0.41
1:A:383:GLY:CA	1:A:422:GLY:HA3	2.46	0.41
1:A:653:THR:O	1:A:748:TYR:HD1	2.04	0.41
1:A:741:ASP:O	1:A:745:MET:HB3	2.21	0.41
1:B:359:ARG:HG2	1:B:405:ALA:HB2	2.03	0.41
1:B:484:LYS:HA	1:B:491:ILE:HA	2.03	0.41
1:B:730:TYR:CG	1:C:496:PRO:HG3	2.55	0.41
1:B:850:GLN:HA	1:B:853:GLN:HG3	2.03	0.41
1:C:699:LYS:O	1:C:699:LYS:HG2	2.20	0.41
1:C:862:ILE:HD11	1:C:885:ARG:HH12	1.86	0.41
1:A:408:LYS:HD3	1:A:410:TYR:CE1	2.56	0.40
1:A:971:ARG:O	1:A:1012:GLU:HA	2.21	0.40
1:B:261:ARG:HG3	1:B:261:ARG:NH1	2.36	0.40
1:B:404:TRP:O	1:B:404:TRP:CG	2.73	0.40
1:B:607:ASP:OD1	1:B:607:ASP:C	2.60	0.40
1:B:790:ASN:OD1	1:B:790:ASN:N	2.54	0.40
1:C:56:ASN:HB2	1:C:120:ASN:HD21	1.86	0.40
1:C:117:ILE:HG13	1:C:118:ARG:N	2.36	0.40
1:A:75:GLN:HB2	1:A:77:LEU:CG	2.43	0.40
1:A:359:ARG:HG2	1:A:405:ALA:HB2	2.03	0.40
1:B:867:ASP:CG	1:C:378:ASN:HD21	2.24	0.40
1:C:377:ASN:O	1:C:429:PRO:HD3	2.21	0.40
1:C:582:LEU:O	1:C:960:VAL:HG12	2.21	0.40
1:C:653:THR:O	1:C:748:TYR:HD1	2.04	0.40
1:A:90:PHE:CZ	4:A:1204:NAG:H3	2.54	0.40
1:B:773:ILE:H	1:B:773:ILE:HG12	1.67	0.40
1:B:776:ARG:HD3	1:B:935:PHE:CB	2.52	0.40
1:C:263:ARG:HD2	1:C:269:PHE:HA	2.03	0.40
1:C:741:ASP:O	1:C:745:MET:HB3	2.21	0.40
1:C:743:GLU:HG3	1:C:744:ARG:N	2.32	0.40
1:A:359:ARG:HH22	1:A:403:ASN:CG	2.24	0.40
1:A:372:SER:H	1:A:372:SER:HG	1.68	0.40
1:A:581:ASN:O	1:A:582:LEU:HD23	2.22	0.40
1:A:881:LEU:HD23	1:A:881:LEU:HA	1.92	0.40
1:B:282:GLN:H	1:B:282:GLN:CD	2.17	0.40
1:B:771:LEU:HD23	1:C:578:VAL:HG22	2.04	0.40
1:B:862:ILE:HD11	1:B:885:ARG:HH12	1.86	0.40
1:C:58:PHE:N	1:C:192:GLU:OE1	2.55	0.40
1:C:408:LYS:HD3	1:C:410:TYR:CE1	2.56	0.40
1:C:824:GLN:OE1	1:C:824:GLN:N	2.55	0.40
1:A:337:GLY:N	1:A:338:PRO:HD2	2.36	0.40

*Continued on next page...*

Continued from previous page...

Atom-1	Atom-2	Interatomic distance (Å)	Clash overlap (Å)
1:A:836:VAL:HA	1:A:839:GLN:HG2	2.04	0.40
1:A:862:ILE:HD11	1:A:885:ARG:HH12	1.86	0.40
1:B:56:ASN:HB2	1:B:120:ASN:HD21	1.86	0.40
1:B:581:ASN:O	1:B:582:LEU:HD23	2.22	0.40
1:B:870:ASP:HB2	1:B:873:GLN:NE2	2.36	0.40
1:C:337:GLY:N	1:C:338:PRO:HD2	2.36	0.40
1:C:377:ASN:HA	1:C:427:GLY:HA3	2.04	0.40
1:C:836:VAL:HA	1:C:839:GLN:HG2	2.04	0.40
1:C:865:ILE:HA	1:C:865:ILE:HD13	1.87	0.40
1:C:881:LEU:HD23	1:C:881:LEU:HA	1.92	0.40

There are no symmetry-related clashes.

## 5.3 Torsion angles [i](#)

### 5.3.1 Protein backbone [i](#)

In the following table, the Percentiles column shows the percent Ramachandran outliers of the chain as a percentile score with respect to all PDB entries followed by that with respect to all EM entries.

The Analysed column shows the number of residues for which the backbone conformation was analysed, and the total number of residues.

Mol	Chain	Analysed	Favoured	Allowed	Outliers	Percentiles
1	A	954/1116 (86%)	900 (94%)	53 (6%)	1 (0%)	51 84
1	B	954/1116 (86%)	900 (94%)	53 (6%)	1 (0%)	51 84
1	C	954/1116 (86%)	900 (94%)	53 (6%)	1 (0%)	51 84
All	All	2862/3348 (86%)	2700 (94%)	159 (6%)	3 (0%)	54 84

All (3) Ramachandran outliers are listed below:

Mol	Chain	Res	Type
1	A	673	SER
1	B	673	SER
1	C	673	SER



### 5.3.2 Protein sidechains [i](#)

In the following table, the Percentiles column shows the percent sidechain outliers of the chain as a percentile score with respect to all PDB entries followed by that with respect to all EM entries.

The Analysed column shows the number of residues for which the sidechain conformation was analysed, and the total number of residues.

Mol	Chain	Analysed	Rotameric	Outliers	Percentiles	
1	A	727/969 (75%)	671 (92%)	56 (8%)	13	44
1	B	732/969 (76%)	676 (92%)	56 (8%)	13	44
1	C	731/969 (75%)	676 (92%)	55 (8%)	13	45
All	All	2190/2907 (75%)	2023 (92%)	167 (8%)	17	44

All (167) residues with a non-rotameric sidechain are listed below:

Mol	Chain	Res	Type
1	A	64	SER
1	A	71	VAL
1	A	79	LEU
1	A	81	CYS
1	A	102	ARG
1	A	117	ILE
1	A	152	SER
1	A	202	TYR
1	A	203	ILE
1	A	264	CYS
1	A	268	SER
1	A	284	VAL
1	A	290	ILE
1	A	302	ILE
1	A	316	LYS
1	A	317	CYS
1	A	319	ASN
1	A	320	CYS
1	A	327	ILE
1	A	357	VAL
1	A	363	SER
1	A	364	ILE
1	A	376	VAL
1	A	408	LYS
1	A	412	ILE
1	A	418	SER

*Continued on next page...*



*Continued from previous page...*

<b>Mol</b>	<b>Chain</b>	<b>Res</b>	<b>Type</b>
1	A	432	VAL
1	A	435	VAL
1	A	441	VAL
1	A	446	CYS
1	A	491	ILE
1	A	552	SER
1	A	564	VAL
1	A	569	VAL
1	A	574	VAL
1	A	575	SER
1	A	604	ILE
1	A	630	CYS
1	A	648	VAL
1	A	676	ILE
1	A	692	ILE
1	A	701	VAL
1	A	717	LYS
1	A	720	SER
1	A	733	ILE
1	A	763	SER
1	A	767	ILE
1	A	769	PHE
1	A	773	ILE
1	A	777	LEU
1	A	779	TYR
1	A	967	CYS
1	A	992	ILE
1	A	997	MET
1	A	1002	ILE
1	A	1016	VAL
1	B	64	SER
1	B	71	VAL
1	B	79	LEU
1	B	81	CYS
1	B	102	ARG
1	B	117	ILE
1	B	152	SER
1	B	202	TYR
1	B	203	ILE
1	B	264	CYS
1	B	268	SER
1	B	284	VAL

*Continued on next page...*

*Continued from previous page...*

<b>Mol</b>	<b>Chain</b>	<b>Res</b>	<b>Type</b>
1	B	290	ILE
1	B	302	ILE
1	B	316	LYS
1	B	317	CYS
1	B	319	ASN
1	B	320	CYS
1	B	327	ILE
1	B	357	VAL
1	B	363	SER
1	B	364	ILE
1	B	376	VAL
1	B	408	LYS
1	B	412	ILE
1	B	417	VAL
1	B	418	SER
1	B	435	VAL
1	B	441	VAL
1	B	446	CYS
1	B	491	ILE
1	B	552	SER
1	B	564	VAL
1	B	574	VAL
1	B	575	SER
1	B	604	ILE
1	B	630	CYS
1	B	648	VAL
1	B	676	ILE
1	B	692	ILE
1	B	701	VAL
1	B	717	LYS
1	B	720	SER
1	B	733	ILE
1	B	763	SER
1	B	767	ILE
1	B	769	PHE
1	B	773	ILE
1	B	777	LEU
1	B	779	TYR
1	B	946	VAL
1	B	967	CYS
1	B	992	ILE
1	B	997	MET

*Continued on next page...*

*Continued from previous page...*

<b>Mol</b>	<b>Chain</b>	<b>Res</b>	<b>Type</b>
1	B	1002	ILE
1	B	1016	VAL
1	C	64	SER
1	C	71	VAL
1	C	79	LEU
1	C	81	CYS
1	C	102	ARG
1	C	117	ILE
1	C	152	SER
1	C	202	TYR
1	C	203	ILE
1	C	264	CYS
1	C	268	SER
1	C	284	VAL
1	C	290	ILE
1	C	302	ILE
1	C	316	LYS
1	C	317	CYS
1	C	319	ASN
1	C	320	CYS
1	C	327	ILE
1	C	357	VAL
1	C	363	SER
1	C	364	ILE
1	C	408	LYS
1	C	412	ILE
1	C	417	VAL
1	C	418	SER
1	C	435	VAL
1	C	441	VAL
1	C	446	CYS
1	C	491	ILE
1	C	552	SER
1	C	564	VAL
1	C	569	VAL
1	C	574	VAL
1	C	575	SER
1	C	604	ILE
1	C	630	CYS
1	C	676	ILE
1	C	692	ILE
1	C	701	VAL

*Continued on next page...*

*Continued from previous page...*

Mol	Chain	Res	Type
1	C	717	LYS
1	C	720	SER
1	C	733	ILE
1	C	763	SER
1	C	767	ILE
1	C	769	PHE
1	C	773	ILE
1	C	777	LEU
1	C	779	TYR
1	C	951	VAL
1	C	967	CYS
1	C	992	ILE
1	C	997	MET
1	C	1002	ILE
1	C	1016	VAL

Sometimes sidechains can be flipped to improve hydrogen bonding and reduce clashes. All (19) such sidechains are listed below:

Mol	Chain	Res	Type
1	A	80	ASN
1	A	518	ASN
1	A	783	GLN
1	A	840	GLN
1	A	863	GLN
1	A	933	HIS
1	B	80	ASN
1	B	518	ASN
1	B	587	ASN
1	B	783	GLN
1	B	840	GLN
1	B	863	GLN
1	B	933	HIS
1	C	80	ASN
1	C	378	ASN
1	C	783	GLN
1	C	840	GLN
1	C	863	GLN
1	C	933	HIS

### 5.3.3 RNA [i](#)

There are no RNA molecules in this entry.

### 5.4 Non-standard residues in protein, DNA, RNA chains [i](#)

There are no non-standard protein/DNA/RNA residues in this entry.

### 5.5 Carbohydrates [i](#)

30 monosaccharides are modelled in this entry.

In the following table, the Counts columns list the number of bonds (or angles) for which Mogul statistics could be retrieved, the number of bonds (or angles) that are observed in the model and the number of bonds (or angles) that are defined in the Chemical Component Dictionary. The Link column lists molecule types, if any, to which the group is linked. The Z score for a bond length (or angle) is the number of standard deviations the observed value is removed from the expected value. A bond length (or angle) with  $|Z| > 2$  is considered an outlier worth inspection. RMSZ is the root-mean-square of all Z scores of the bond lengths (or angles).

Mol	Type	Chain	Res	Link	Bond lengths			Bond angles		
					Counts	RMSZ	$\# Z  > 2$	Counts	RMSZ	$\# Z  > 2$
2	NAG	D	1	1,2	14,14,15	0.42	0	17,19,21	0.79	0
2	NAG	D	2	2	14,14,15	0.38	0	17,19,21	1.10	1 (5%)
2	BMA	D	3	2	11,11,12	0.33	0	15,15,17	0.99	0
2	MAN	D	4	2	11,11,12	0.27	0	15,15,17	0.96	0
2	MAN	D	5	2	11,11,12	0.23	0	15,15,17	0.67	0
2	MAN	D	6	2	11,11,12	0.37	0	15,15,17	1.01	0
2	MAN	D	7	2	11,11,12	0.23	0	15,15,17	0.55	0
3	NAG	E	1	1,3	14,14,15	0.28	0	17,19,21	0.93	2 (11%)
3	NAG	E	2	3	14,14,15	0.29	0	17,19,21	0.60	0
3	BMA	E	3	3	11,11,12	0.27	0	15,15,17	0.63	0
2	NAG	F	1	1,2	14,14,15	0.42	0	17,19,21	0.77	0
2	NAG	F	2	2	14,14,15	0.37	0	17,19,21	1.10	1 (5%)
2	BMA	F	3	2	11,11,12	0.32	0	15,15,17	0.99	1 (6%)
2	MAN	F	4	2	11,11,12	0.28	0	15,15,17	0.96	0
2	MAN	F	5	2	11,11,12	0.23	0	15,15,17	0.67	0
2	MAN	F	6	2	11,11,12	0.39	0	15,15,17	1.02	0
2	MAN	F	7	2	11,11,12	0.23	0	15,15,17	0.55	0
3	NAG	G	1	1,3	14,14,15	0.28	0	17,19,21	0.93	2 (11%)
3	NAG	G	2	3	14,14,15	0.32	0	17,19,21	0.60	0
3	BMA	G	3	3	11,11,12	0.25	0	15,15,17	0.63	0
2	NAG	H	1	1,2	14,14,15	0.42	0	17,19,21	0.78	0

Mol	Type	Chain	Res	Link	Bond lengths			Bond angles		
					Counts	RMSZ	# Z  > 2	Counts	RMSZ	# Z  > 2
2	NAG	H	2	2	14,14,15	0.38	0	17,19,21	1.09	1 (5%)
2	BMA	H	3	2	11,11,12	0.32	0	15,15,17	0.99	0
2	MAN	H	4	2	11,11,12	0.26	0	15,15,17	0.97	0
2	MAN	H	5	2	11,11,12	0.23	0	15,15,17	0.67	0
2	MAN	H	6	2	11,11,12	0.39	0	15,15,17	1.02	0
2	MAN	H	7	2	11,11,12	0.22	0	15,15,17	0.54	0
3	NAG	I	1	1,3	14,14,15	0.29	0	17,19,21	0.92	2 (11%)
3	NAG	I	2	3	14,14,15	0.29	0	17,19,21	0.61	0
3	BMA	I	3	3	11,11,12	0.27	0	15,15,17	0.64	0

In the following table, the Chirals column lists the number of chiral outliers, the number of chiral centers analysed, the number of these observed in the model and the number defined in the Chemical Component Dictionary. Similar counts are reported in the Torsion and Rings columns. '-' means no outliers of that kind were identified.

Mol	Type	Chain	Res	Link	Chirals	Torsions	Rings
2	NAG	D	1	1,2	-	2/6/23/26	0/1/1/1
2	NAG	D	2	2	-	2/6/23/26	0/1/1/1
2	BMA	D	3	2	-	2/2/19/22	0/1/1/1
2	MAN	D	4	2	-	0/2/19/22	0/1/1/1
2	MAN	D	5	2	-	1/2/19/22	1/1/1/1
2	MAN	D	6	2	-	0/2/19/22	0/1/1/1
2	MAN	D	7	2	-	1/2/19/22	0/1/1/1
3	NAG	E	1	1,3	-	4/6/23/26	0/1/1/1
3	NAG	E	2	3	-	4/6/23/26	0/1/1/1
3	BMA	E	3	3	-	1/2/19/22	0/1/1/1
2	NAG	F	1	1,2	-	2/6/23/26	0/1/1/1
2	NAG	F	2	2	-	2/6/23/26	0/1/1/1
2	BMA	F	3	2	-	2/2/19/22	0/1/1/1
2	MAN	F	4	2	-	0/2/19/22	0/1/1/1
2	MAN	F	5	2	-	1/2/19/22	1/1/1/1
2	MAN	F	6	2	-	0/2/19/22	0/1/1/1
2	MAN	F	7	2	-	1/2/19/22	0/1/1/1
3	NAG	G	1	1,3	-	4/6/23/26	0/1/1/1
3	NAG	G	2	3	-	4/6/23/26	0/1/1/1
3	BMA	G	3	3	-	1/2/19/22	0/1/1/1
2	NAG	H	1	1,2	-	2/6/23/26	0/1/1/1
2	NAG	H	2	2	-	2/6/23/26	0/1/1/1
2	BMA	H	3	2	-	2/2/19/22	0/1/1/1

Continued on next page...

Continued from previous page...

Mol	Type	Chain	Res	Link	Chirals	Torsions	Rings
2	MAN	H	4	2	-	0/2/19/22	0/1/1/1
2	MAN	H	5	2	-	1/2/19/22	1/1/1/1
2	MAN	H	6	2	-	0/2/19/22	0/1/1/1
2	MAN	H	7	2	-	1/2/19/22	0/1/1/1
3	NAG	I	1	1,3	-	4/6/23/26	0/1/1/1
3	NAG	I	2	3	-	4/6/23/26	0/1/1/1
3	BMA	I	3	3	-	1/2/19/22	0/1/1/1

There are no bond length outliers.

All (10) bond angle outliers are listed below:

Mol	Chain	Res	Type	Atoms	Z	Observed(°)	Ideal(°)
3	E	1	NAG	C1-O5-C5	2.64	115.77	112.19
2	H	2	NAG	C2-N2-C7	-2.63	119.16	122.90
2	F	2	NAG	C2-N2-C7	-2.62	119.18	122.90
3	G	1	NAG	C1-O5-C5	2.60	115.72	112.19
2	D	2	NAG	C2-N2-C7	-2.58	119.23	122.90
3	I	1	NAG	C1-O5-C5	2.57	115.67	112.19
3	G	1	NAG	O5-C5-C6	2.17	110.61	107.20
3	I	1	NAG	O5-C5-C6	2.17	110.61	107.20
3	E	1	NAG	O5-C5-C6	2.15	110.57	107.20
2	F	3	BMA	C1-C2-C3	-2.00	107.20	109.67

There are no chirality outliers.

All (51) torsion outliers are listed below:

Mol	Chain	Res	Type	Atoms
3	E	1	NAG	C8-C7-N2-C2
3	E	1	NAG	O7-C7-N2-C2
3	G	1	NAG	C8-C7-N2-C2
3	G	1	NAG	O7-C7-N2-C2
3	I	1	NAG	C8-C7-N2-C2
3	I	1	NAG	O7-C7-N2-C2
3	E	2	NAG	C8-C7-N2-C2
3	E	2	NAG	O7-C7-N2-C2
3	G	2	NAG	C8-C7-N2-C2
3	G	2	NAG	O7-C7-N2-C2
3	I	2	NAG	C8-C7-N2-C2
3	I	2	NAG	O7-C7-N2-C2
2	D	3	BMA	C4-C5-C6-O6
2	F	3	BMA	C4-C5-C6-O6

Continued on next page...

*Continued from previous page...*

Mol	Chain	Res	Type	Atoms
2	H	3	BMA	C4-C5-C6-O6
2	D	1	NAG	C8-C7-N2-C2
2	D	2	NAG	C8-C7-N2-C2
2	F	1	NAG	C8-C7-N2-C2
2	F	2	NAG	C8-C7-N2-C2
2	H	1	NAG	C8-C7-N2-C2
2	H	2	NAG	C8-C7-N2-C2
3	E	2	NAG	O5-C5-C6-O6
3	G	2	NAG	O5-C5-C6-O6
3	I	2	NAG	O5-C5-C6-O6
2	D	1	NAG	O7-C7-N2-C2
2	D	2	NAG	O7-C7-N2-C2
2	F	1	NAG	O7-C7-N2-C2
2	F	2	NAG	O7-C7-N2-C2
2	H	1	NAG	O7-C7-N2-C2
2	H	2	NAG	O7-C7-N2-C2
3	I	1	NAG	C4-C5-C6-O6
3	E	1	NAG	C4-C5-C6-O6
3	G	1	NAG	C4-C5-C6-O6
2	D	5	MAN	O5-C5-C6-O6
2	F	5	MAN	O5-C5-C6-O6
2	H	5	MAN	O5-C5-C6-O6
2	D	3	BMA	O5-C5-C6-O6
2	F	3	BMA	O5-C5-C6-O6
2	H	3	BMA	O5-C5-C6-O6
2	D	7	MAN	O5-C5-C6-O6
2	F	7	MAN	O5-C5-C6-O6
2	H	7	MAN	O5-C5-C6-O6
3	E	2	NAG	C4-C5-C6-O6
3	G	2	NAG	C4-C5-C6-O6
3	I	2	NAG	C4-C5-C6-O6
3	E	1	NAG	O5-C5-C6-O6
3	G	1	NAG	O5-C5-C6-O6
3	I	1	NAG	O5-C5-C6-O6
3	E	3	BMA	C4-C5-C6-O6
3	G	3	BMA	C4-C5-C6-O6
3	I	3	BMA	C4-C5-C6-O6

All (3) ring outliers are listed below:

Mol	Chain	Res	Type	Atoms
2	H	5	MAN	C1-C2-C3-C4-C5-O5

*Continued on next page...*



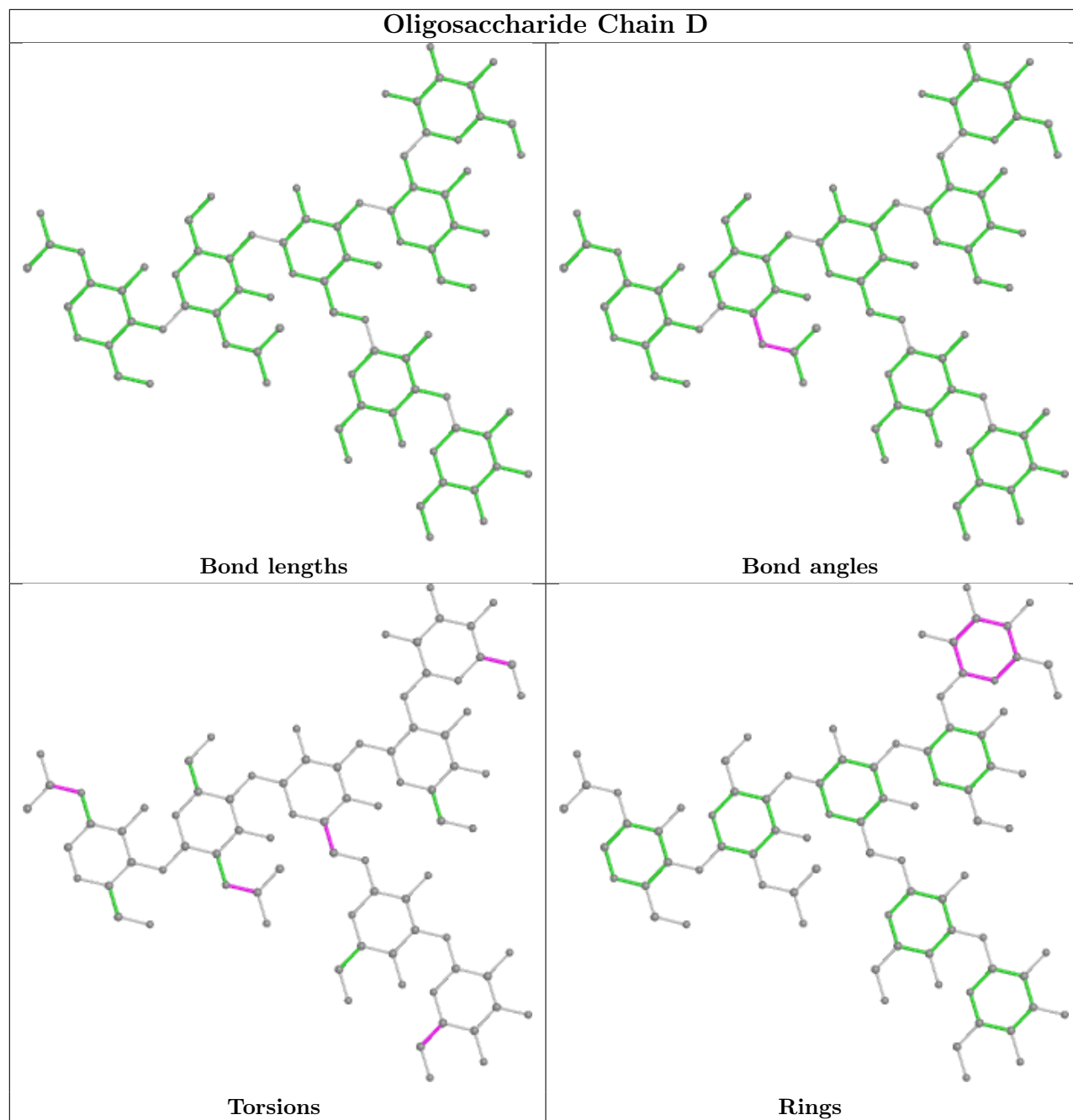
*Continued from previous page...*

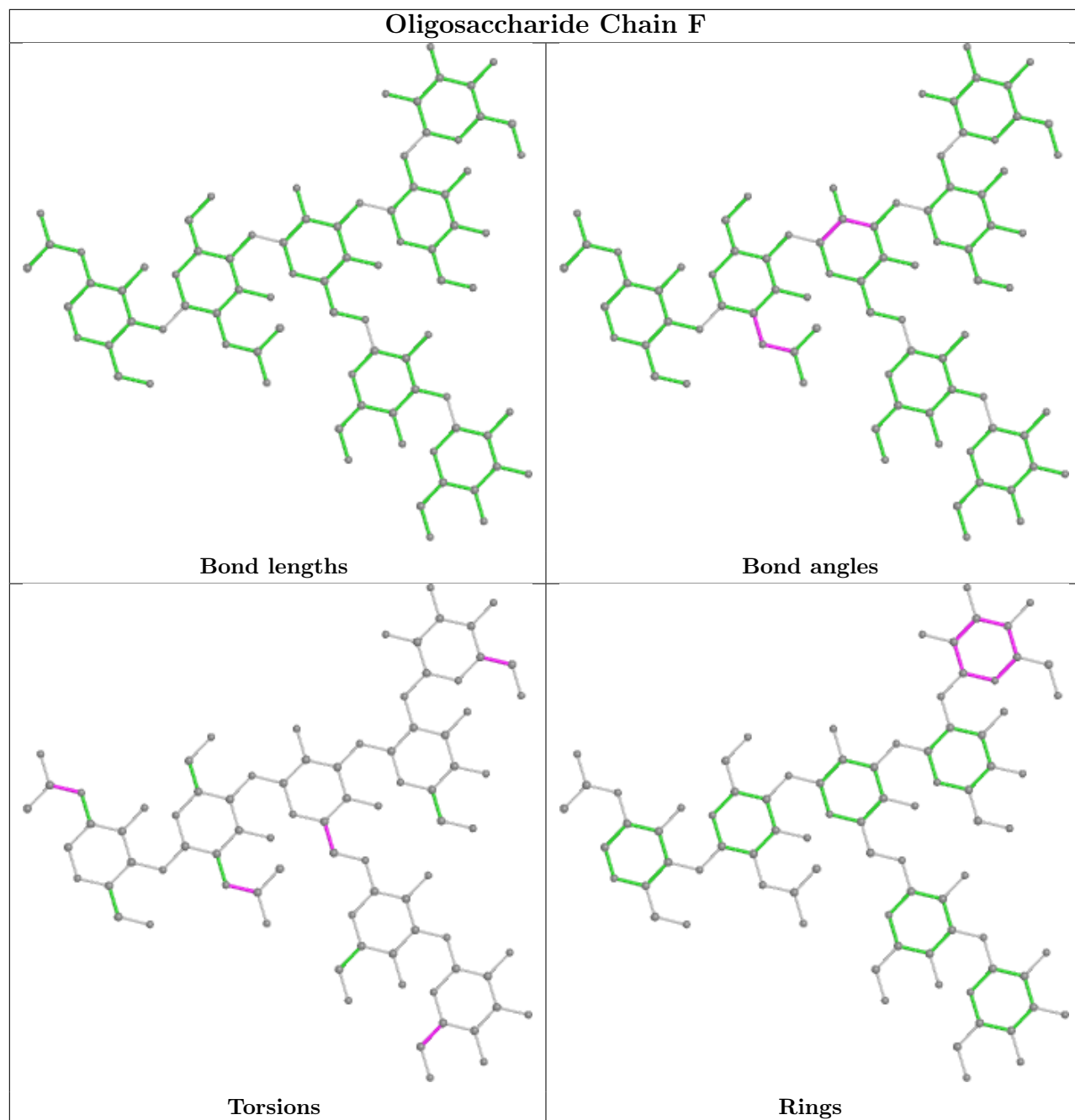
Mol	Chain	Res	Type	Atoms
2	F	5	MAN	C1-C2-C3-C4-C5-O5
2	D	5	MAN	C1-C2-C3-C4-C5-O5

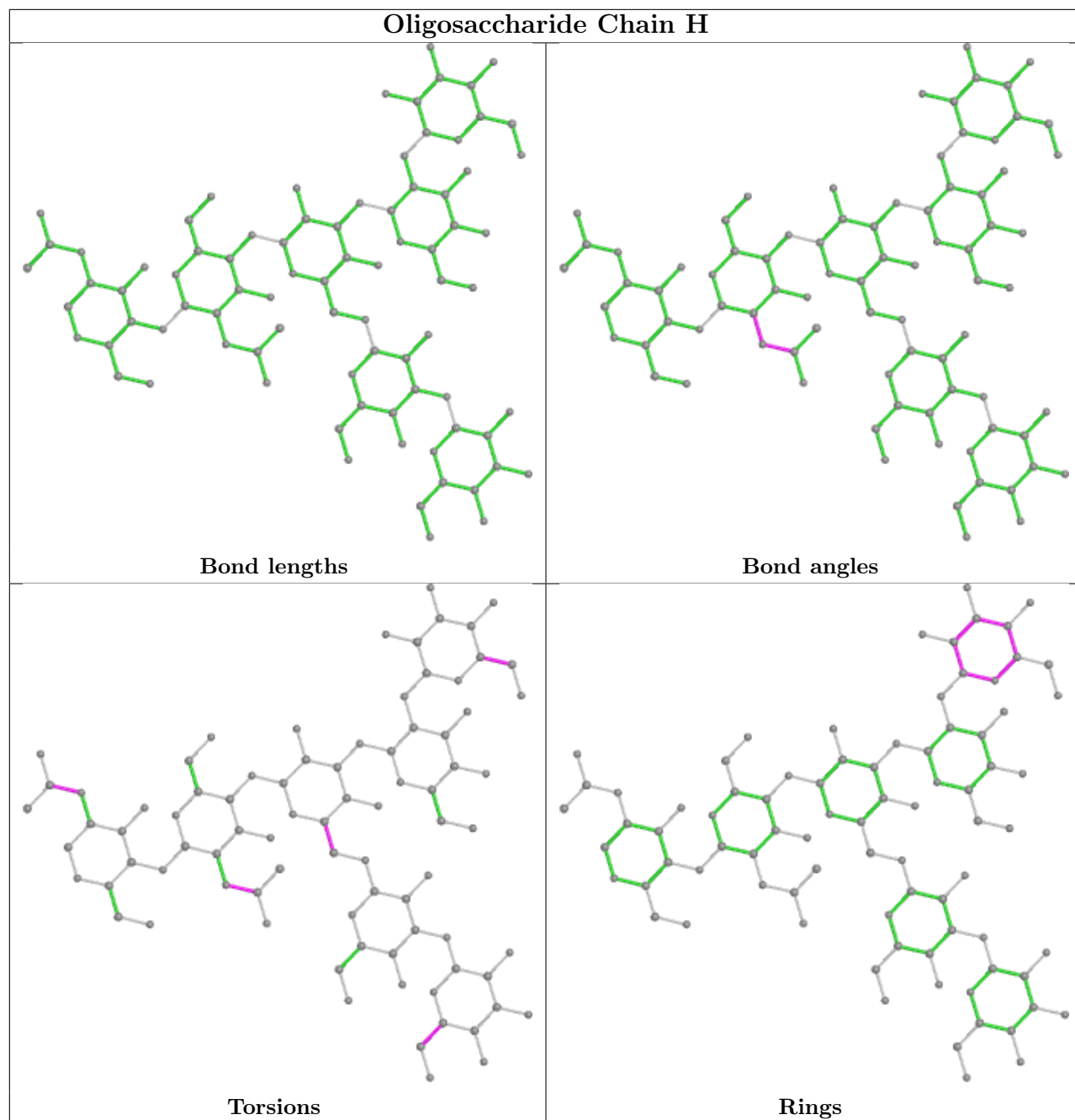
6 monomers are involved in 21 short contacts:

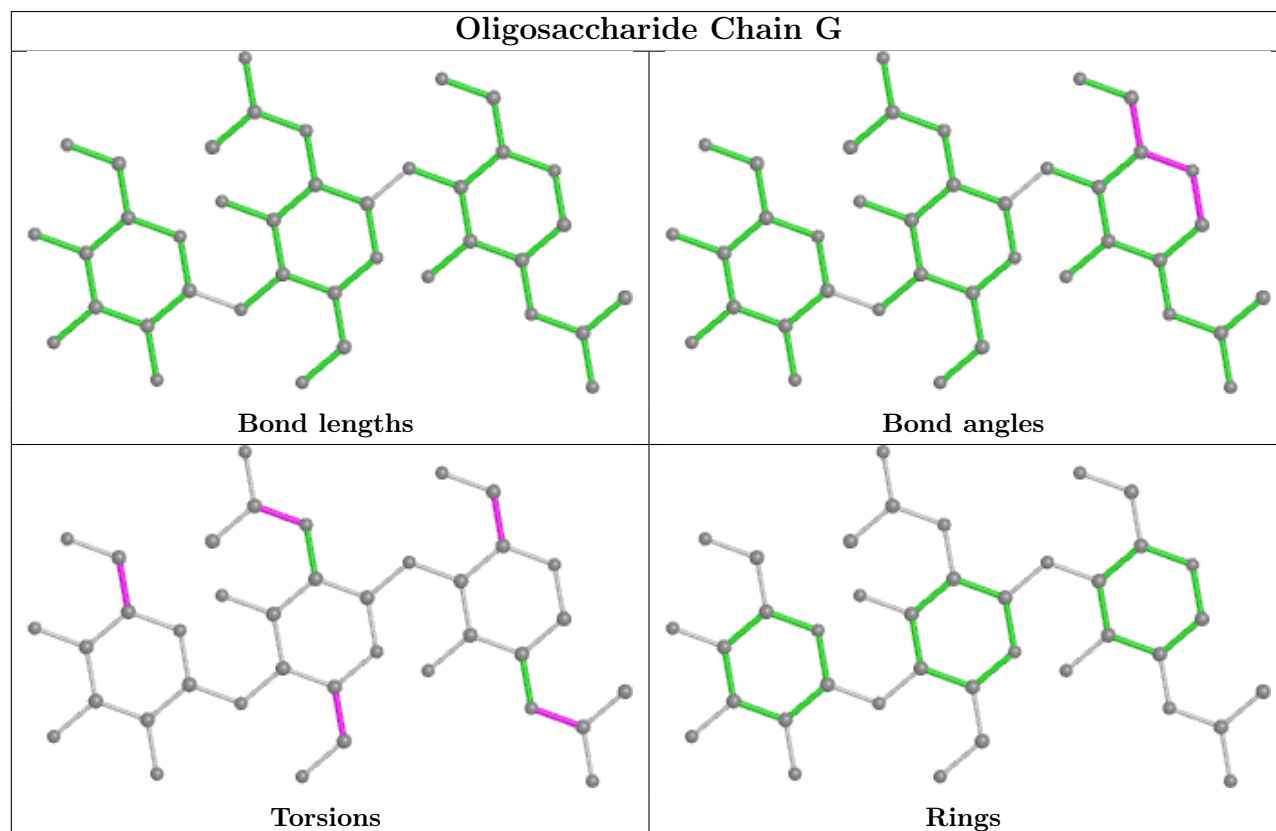
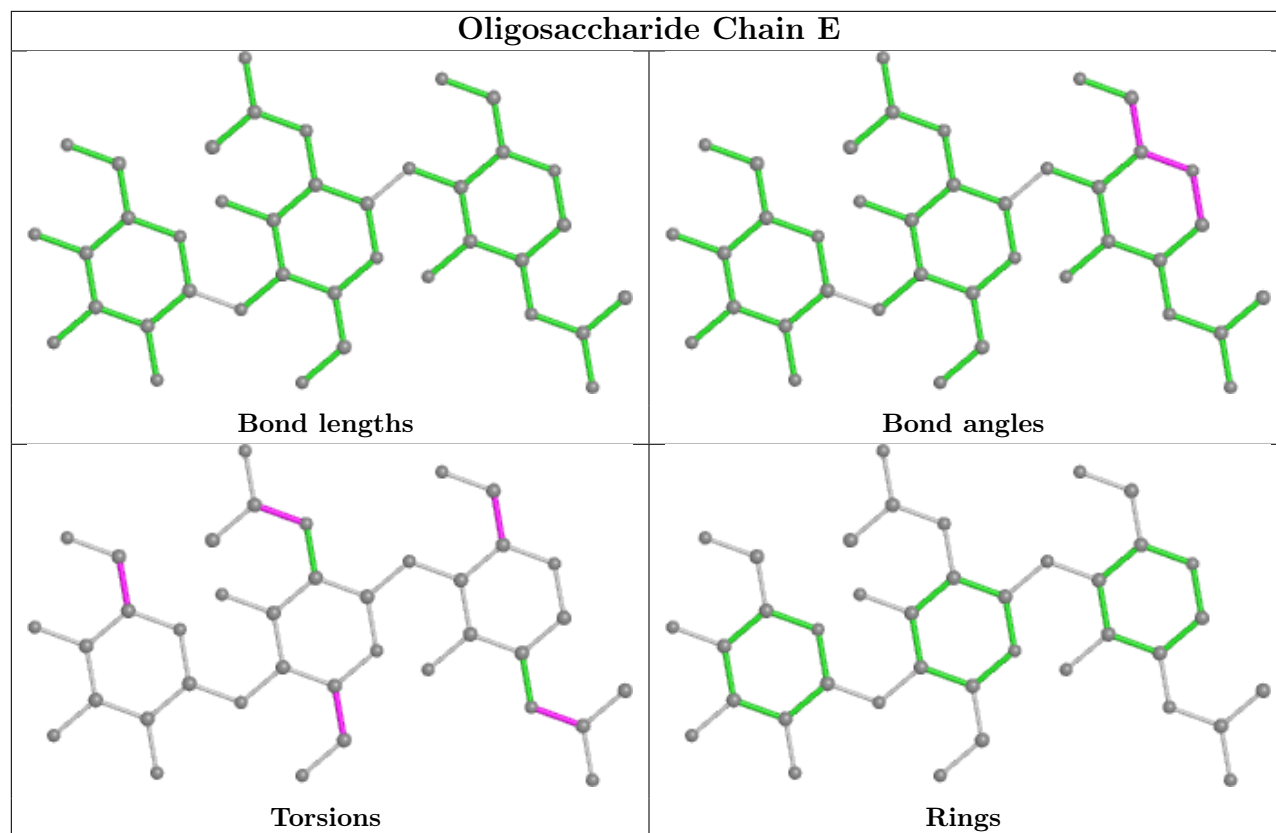
Mol	Chain	Res	Type	Clashes	Symm-Clashes
3	I	2	NAG	4	0
3	I	1	NAG	3	0
3	G	1	NAG	3	0
3	E	2	NAG	4	0
3	G	2	NAG	3	0
3	E	1	NAG	4	0

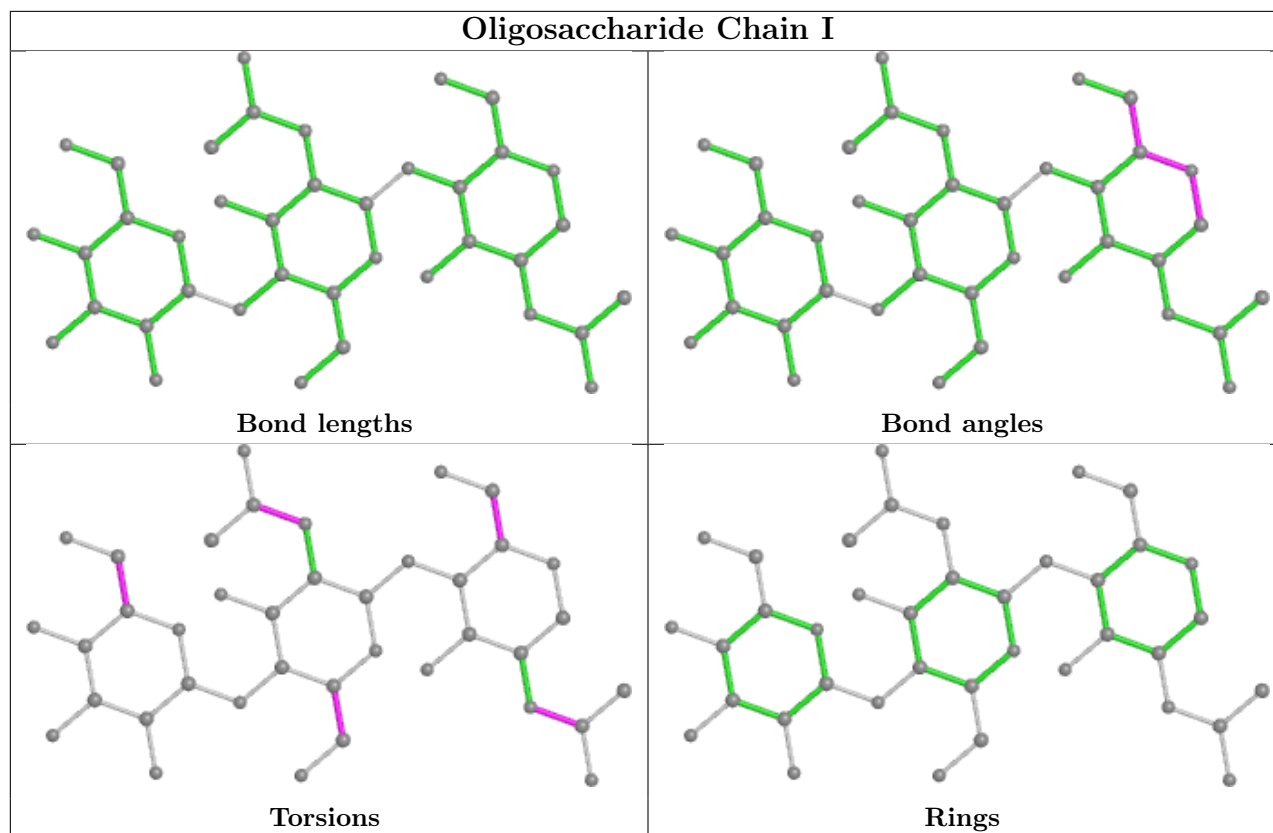
The following is a two-dimensional graphical depiction of Mogul quality analysis of bond lengths, bond angles, torsion angles, and ring geometry for oligosaccharide.











## 5.6 Ligand geometry [i](#)

42 ligands are modelled in this entry.

In the following table, the Counts columns list the number of bonds (or angles) for which Mogul statistics could be retrieved, the number of bonds (or angles) that are observed in the model and the number of bonds (or angles) that are defined in the Chemical Component Dictionary. The Link column lists molecule types, if any, to which the group is linked. The Z score for a bond length (or angle) is the number of standard deviations the observed value is removed from the expected value. A bond length (or angle) with  $|Z| > 2$  is considered an outlier worth inspection. RMSZ is the root-mean-square of all Z scores of the bond lengths (or angles).

Mol	Type	Chain	Res	Link	Bond lengths			Bond angles		
					Counts	RMSZ	# $ Z  > 2$	Counts	RMSZ	# $ Z  > 2$
4	NAG	C	1208	1	14,14,15	0.70	1 (7%)	17,19,21	0.42	0
4	NAG	A	1209	1	14,14,15	0.42	0	17,19,21	0.45	0
4	NAG	A	1202	1	14,14,15	0.44	0	17,19,21	0.36	0
4	NAG	A	1201	1	14,14,15	0.72	1 (7%)	17,19,21	0.37	0
4	NAG	C	1210	1	14,14,15	1.17	1 (7%)	17,19,21	1.98	2 (11%)
4	NAG	C	1204	1	14,14,15	0.32	0	17,19,21	0.37	0
4	NAG	A	1212	1	14,14,15	0.25	0	17,19,21	0.70	1 (5%)
4	NAG	C	1206	1	14,14,15	0.42	0	17,19,21	0.43	0
4	NAG	B	1204	1	14,14,15	0.33	0	17,19,21	0.38	0

Mol	Type	Chain	Res	Link	Bond lengths			Bond angles		
					Counts	RMSZ	# Z  > 2	Counts	RMSZ	# Z  > 2
4	NAG	B	1213	1	14,14,15	0.24	0	17,19,21	0.65	1 (5%)
4	NAG	A	1208	1	14,14,15	0.71	1 (7%)	17,19,21	0.42	0
4	NAG	A	1211	1	14,14,15	0.28	0	17,19,21	0.38	0
4	NAG	B	1211	1	14,14,15	0.32	0	17,19,21	0.38	0
4	NAG	A	1203	1	14,14,15	0.45	0	17,19,21	0.44	0
4	NAG	C	1202	1	14,14,15	0.46	0	17,19,21	0.36	0
4	NAG	B	1214	1	14,14,15	0.37	0	17,19,21	0.37	0
4	NAG	C	1201	1	14,14,15	0.70	1 (7%)	17,19,21	0.37	0
4	NAG	B	1210	1	14,14,15	1.17	1 (7%)	17,19,21	1.99	2 (11%)
4	NAG	B	1208	1	14,14,15	0.71	1 (7%)	17,19,21	0.42	0
4	NAG	B	1205	1	14,14,15	0.37	0	17,19,21	0.82	1 (5%)
4	NAG	B	1212	1	14,14,15	0.27	0	17,19,21	0.69	1 (5%)
4	NAG	C	1213	1	14,14,15	0.23	0	17,19,21	0.65	1 (5%)
4	NAG	B	1201	1	14,14,15	0.72	1 (7%)	17,19,21	0.36	0
4	NAG	C	1212	1	14,14,15	0.27	0	17,19,21	0.70	1 (5%)
4	NAG	A	1213	1	14,14,15	0.23	0	17,19,21	0.65	1 (5%)
4	NAG	C	1205	1	14,14,15	0.36	0	17,19,21	0.82	1 (5%)
4	NAG	C	1211	1	14,14,15	0.30	0	17,19,21	0.39	0
4	NAG	B	1202	1	14,14,15	0.44	0	17,19,21	0.36	0
4	NAG	B	1209	1	14,14,15	0.42	0	17,19,21	0.45	0
4	NAG	C	1203	1	14,14,15	0.45	0	17,19,21	0.45	0
4	NAG	B	1207	1	14,14,15	0.19	0	17,19,21	0.87	1 (5%)
4	NAG	A	1210	1	14,14,15	1.17	1 (7%)	17,19,21	1.98	2 (11%)
4	NAG	A	1204	1	14,14,15	0.31	0	17,19,21	0.38	0
4	NAG	C	1209	1	14,14,15	0.44	0	17,19,21	0.46	0
4	NAG	C	1214	1	14,14,15	0.36	0	17,19,21	0.38	0
4	NAG	A	1206	1	14,14,15	0.41	0	17,19,21	0.42	0
4	NAG	B	1203	1	14,14,15	0.44	0	17,19,21	0.44	0
4	NAG	C	1207	1	14,14,15	0.21	0	17,19,21	0.88	1 (5%)
4	NAG	A	1214	1	14,14,15	0.37	0	17,19,21	0.36	0
4	NAG	A	1205	1	14,14,15	0.36	0	17,19,21	0.82	1 (5%)
4	NAG	A	1207	1	14,14,15	0.20	0	17,19,21	0.88	1 (5%)
4	NAG	B	1206	1	14,14,15	0.43	0	17,19,21	0.42	0

In the following table, the Chirals column lists the number of chiral outliers, the number of chiral centers analysed, the number of these observed in the model and the number defined in the Chemical Component Dictionary. Similar counts are reported in the Torsion and Rings columns. '-' means no outliers of that kind were identified.

Mol	Type	Chain	Res	Link	Chirals	Torsions	Rings
4	NAG	C	1208	1	-	3/6/23/26	0/1/1/1
4	NAG	A	1209	1	-	0/6/23/26	0/1/1/1
4	NAG	A	1202	1	-	4/6/23/26	0/1/1/1
4	NAG	A	1201	1	-	2/6/23/26	0/1/1/1
4	NAG	C	1210	1	-	4/6/23/26	0/1/1/1
4	NAG	C	1204	1	-	2/6/23/26	0/1/1/1
4	NAG	A	1212	1	-	2/6/23/26	0/1/1/1
4	NAG	C	1206	1	-	2/6/23/26	0/1/1/1
4	NAG	B	1204	1	-	2/6/23/26	0/1/1/1
4	NAG	B	1213	1	-	3/6/23/26	0/1/1/1
4	NAG	A	1208	1	-	3/6/23/26	0/1/1/1
4	NAG	A	1211	1	-	3/6/23/26	0/1/1/1
4	NAG	B	1211	1	-	3/6/23/26	0/1/1/1
4	NAG	A	1203	1	-	4/6/23/26	0/1/1/1
4	NAG	C	1202	1	-	4/6/23/26	0/1/1/1
4	NAG	B	1214	1	-	4/6/23/26	0/1/1/1
4	NAG	C	1201	1	-	2/6/23/26	0/1/1/1
4	NAG	B	1210	1	-	4/6/23/26	0/1/1/1
4	NAG	B	1208	1	-	3/6/23/26	0/1/1/1
4	NAG	B	1205	1	-	3/6/23/26	0/1/1/1
4	NAG	B	1212	1	-	2/6/23/26	0/1/1/1
4	NAG	C	1213	1	-	3/6/23/26	0/1/1/1
4	NAG	B	1201	1	-	2/6/23/26	0/1/1/1
4	NAG	C	1212	1	-	2/6/23/26	0/1/1/1
4	NAG	A	1213	1	-	3/6/23/26	0/1/1/1
4	NAG	C	1205	1	-	3/6/23/26	0/1/1/1
4	NAG	C	1211	1	-	3/6/23/26	0/1/1/1
4	NAG	B	1202	1	-	4/6/23/26	0/1/1/1
4	NAG	B	1209	1	-	0/6/23/26	0/1/1/1
4	NAG	C	1203	1	-	4/6/23/26	0/1/1/1
4	NAG	B	1207	1	-	2/6/23/26	0/1/1/1
4	NAG	A	1210	1	-	4/6/23/26	0/1/1/1
4	NAG	A	1204	1	-	2/6/23/26	0/1/1/1
4	NAG	C	1209	1	-	0/6/23/26	0/1/1/1
4	NAG	C	1214	1	-	4/6/23/26	0/1/1/1

*Continued on next page...*



Continued from previous page...

Mol	Type	Chain	Res	Link	Chirals	Torsions	Rings
4	NAG	A	1206	1	-	2/6/23/26	0/1/1/1
4	NAG	B	1203	1	-	4/6/23/26	0/1/1/1
4	NAG	C	1207	1	-	2/6/23/26	0/1/1/1
4	NAG	A	1214	1	-	4/6/23/26	0/1/1/1
4	NAG	A	1205	1	-	3/6/23/26	0/1/1/1
4	NAG	A	1207	1	-	2/6/23/26	0/1/1/1
4	NAG	B	1206	1	-	2/6/23/26	0/1/1/1

All (9) bond length outliers are listed below:

Mol	Chain	Res	Type	Atoms	Z	Observed(Å)	Ideal(Å)
4	C	1210	NAG	C1-C2	3.91	1.58	1.52
4	A	1210	NAG	C1-C2	3.91	1.58	1.52
4	B	1210	NAG	C1-C2	3.90	1.58	1.52
4	A	1208	NAG	O5-C1	-2.43	1.39	1.43
4	B	1208	NAG	O5-C1	-2.41	1.39	1.43
4	A	1201	NAG	O5-C1	-2.36	1.40	1.43
4	C	1208	NAG	O5-C1	-2.35	1.40	1.43
4	B	1201	NAG	O5-C1	-2.32	1.40	1.43
4	C	1201	NAG	O5-C1	-2.28	1.40	1.43

All (18) bond angle outliers are listed below:

Mol	Chain	Res	Type	Atoms	Z	Observed(°)	Ideal(°)
4	B	1210	NAG	C1-O5-C5	6.86	121.49	112.19
4	A	1210	NAG	C1-O5-C5	6.86	121.48	112.19
4	C	1210	NAG	C1-O5-C5	6.84	121.46	112.19
4	B	1210	NAG	C4-C3-C2	4.03	116.93	111.02
4	C	1210	NAG	C4-C3-C2	4.02	116.91	111.02
4	A	1210	NAG	C4-C3-C2	4.02	116.90	111.02
4	C	1207	NAG	C1-O5-C5	3.20	116.53	112.19
4	A	1207	NAG	C1-O5-C5	3.18	116.51	112.19
4	B	1207	NAG	C1-O5-C5	3.16	116.48	112.19
4	A	1212	NAG	C1-O5-C5	2.35	115.37	112.19
4	C	1212	NAG	C1-O5-C5	2.35	115.37	112.19
4	B	1212	NAG	C1-O5-C5	2.30	115.31	112.19
4	C	1205	NAG	C1-O5-C5	2.22	115.20	112.19
4	A	1205	NAG	C1-O5-C5	2.22	115.19	112.19
4	B	1205	NAG	C1-O5-C5	2.20	115.17	112.19
4	C	1213	NAG	C1-O5-C5	2.14	115.10	112.19

Continued on next page...

*Continued from previous page...*

Mol	Chain	Res	Type	Atoms	Z	Observed(°)	Ideal(°)
4	B	1213	NAG	C1-O5-C5	2.13	115.08	112.19
4	A	1213	NAG	C1-O5-C5	2.12	115.06	112.19

There are no chirality outliers.

All (114) torsion outliers are listed below:

Mol	Chain	Res	Type	Atoms
4	A	1210	NAG	C4-C5-C6-O6
4	B	1210	NAG	C4-C5-C6-O6
4	C	1210	NAG	C4-C5-C6-O6
4	A	1208	NAG	O5-C5-C6-O6
4	B	1208	NAG	O5-C5-C6-O6
4	C	1208	NAG	O5-C5-C6-O6
4	A	1205	NAG	O5-C5-C6-O6
4	A	1210	NAG	O5-C5-C6-O6
4	B	1205	NAG	O5-C5-C6-O6
4	B	1210	NAG	O5-C5-C6-O6
4	C	1205	NAG	O5-C5-C6-O6
4	C	1210	NAG	O5-C5-C6-O6
4	A	1206	NAG	C4-C5-C6-O6
4	B	1206	NAG	C4-C5-C6-O6
4	C	1206	NAG	C4-C5-C6-O6
4	A	1203	NAG	O5-C5-C6-O6
4	B	1203	NAG	O5-C5-C6-O6
4	C	1203	NAG	O5-C5-C6-O6
4	A	1208	NAG	C4-C5-C6-O6
4	B	1208	NAG	C4-C5-C6-O6
4	C	1208	NAG	C4-C5-C6-O6
4	A	1204	NAG	O5-C5-C6-O6
4	B	1204	NAG	O5-C5-C6-O6
4	C	1204	NAG	O5-C5-C6-O6
4	A	1203	NAG	C4-C5-C6-O6
4	B	1203	NAG	C4-C5-C6-O6
4	C	1203	NAG	C4-C5-C6-O6
4	B	1205	NAG	C4-C5-C6-O6
4	C	1205	NAG	C4-C5-C6-O6
4	A	1206	NAG	O5-C5-C6-O6
4	B	1206	NAG	O5-C5-C6-O6
4	C	1206	NAG	O5-C5-C6-O6
4	A	1202	NAG	C4-C5-C6-O6
4	A	1205	NAG	C4-C5-C6-O6
4	B	1202	NAG	C4-C5-C6-O6

*Continued on next page...*

*Continued from previous page...*

Mol	Chain	Res	Type	Atoms
4	C	1202	NAG	C4-C5-C6-O6
4	A	1213	NAG	O5-C5-C6-O6
4	B	1213	NAG	O5-C5-C6-O6
4	C	1213	NAG	O5-C5-C6-O6
4	A	1204	NAG	C4-C5-C6-O6
4	B	1204	NAG	C4-C5-C6-O6
4	C	1204	NAG	C4-C5-C6-O6
4	A	1213	NAG	C4-C5-C6-O6
4	B	1213	NAG	C4-C5-C6-O6
4	C	1213	NAG	C4-C5-C6-O6
4	A	1202	NAG	C8-C7-N2-C2
4	A	1202	NAG	O7-C7-N2-C2
4	A	1203	NAG	C8-C7-N2-C2
4	A	1203	NAG	O7-C7-N2-C2
4	A	1214	NAG	C8-C7-N2-C2
4	A	1214	NAG	O7-C7-N2-C2
4	B	1202	NAG	C8-C7-N2-C2
4	B	1202	NAG	O7-C7-N2-C2
4	B	1203	NAG	C8-C7-N2-C2
4	B	1203	NAG	O7-C7-N2-C2
4	B	1214	NAG	C8-C7-N2-C2
4	B	1214	NAG	O7-C7-N2-C2
4	C	1202	NAG	C8-C7-N2-C2
4	C	1202	NAG	O7-C7-N2-C2
4	C	1203	NAG	C8-C7-N2-C2
4	C	1203	NAG	O7-C7-N2-C2
4	C	1214	NAG	C8-C7-N2-C2
4	C	1214	NAG	O7-C7-N2-C2
4	A	1202	NAG	O5-C5-C6-O6
4	A	1207	NAG	O5-C5-C6-O6
4	B	1202	NAG	O5-C5-C6-O6
4	B	1207	NAG	O5-C5-C6-O6
4	C	1202	NAG	O5-C5-C6-O6
4	C	1207	NAG	O5-C5-C6-O6
4	A	1214	NAG	C4-C5-C6-O6
4	B	1214	NAG	C4-C5-C6-O6
4	C	1214	NAG	C4-C5-C6-O6
4	A	1207	NAG	C4-C5-C6-O6
4	B	1207	NAG	C4-C5-C6-O6
4	C	1207	NAG	C4-C5-C6-O6
4	A	1210	NAG	C1-C2-N2-C7
4	B	1210	NAG	C1-C2-N2-C7

*Continued on next page...*

*Continued from previous page...*

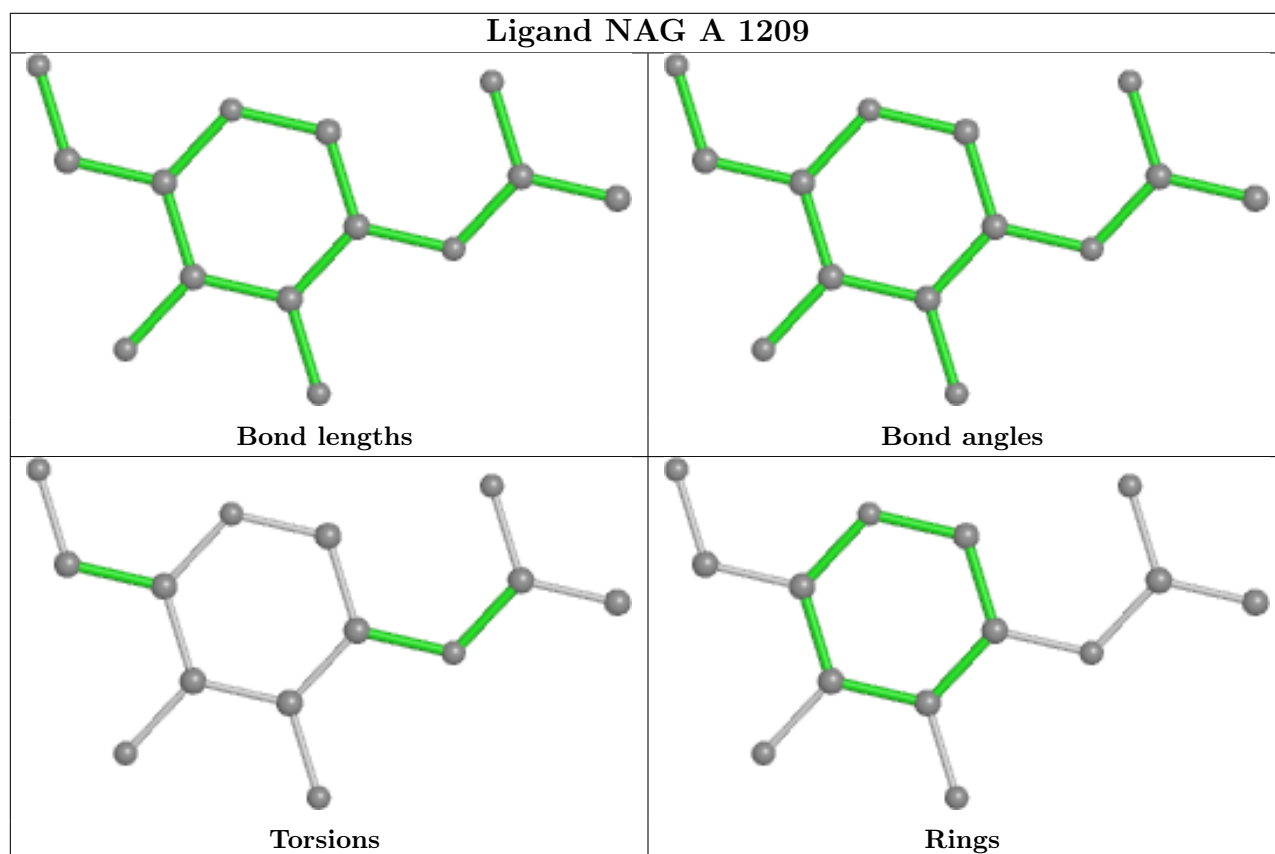
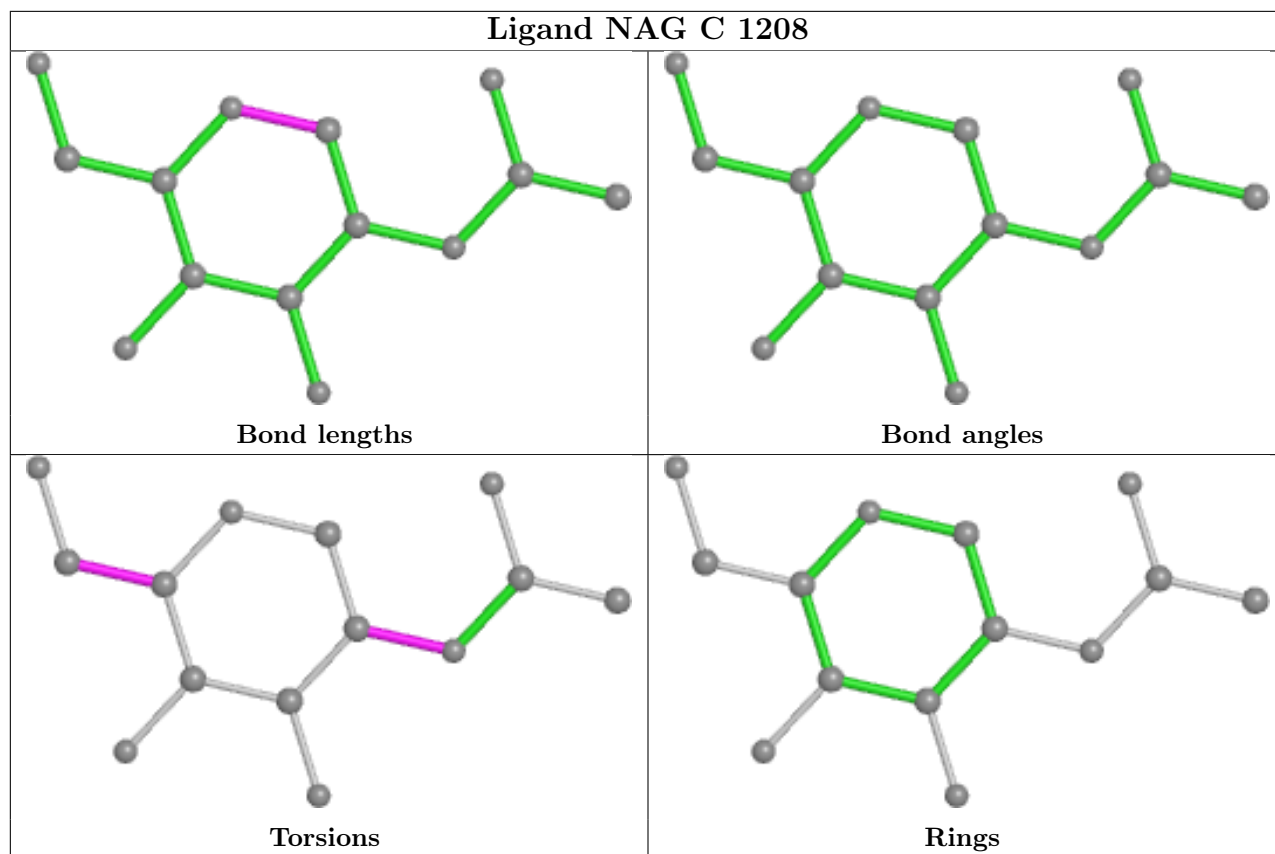
Mol	Chain	Res	Type	Atoms
4	C	1210	NAG	C1-C2-N2-C7
4	A	1212	NAG	C4-C5-C6-O6
4	B	1212	NAG	C4-C5-C6-O6
4	C	1212	NAG	C4-C5-C6-O6
4	A	1211	NAG	O5-C5-C6-O6
4	B	1211	NAG	O5-C5-C6-O6
4	C	1211	NAG	O5-C5-C6-O6
4	A	1214	NAG	O5-C5-C6-O6
4	B	1214	NAG	O5-C5-C6-O6
4	C	1214	NAG	O5-C5-C6-O6
4	B	1201	NAG	C4-C5-C6-O6
4	C	1201	NAG	C4-C5-C6-O6
4	A	1201	NAG	C4-C5-C6-O6
4	B	1212	NAG	O5-C5-C6-O6
4	A	1212	NAG	O5-C5-C6-O6
4	C	1212	NAG	O5-C5-C6-O6
4	A	1211	NAG	C1-C2-N2-C7
4	A	1213	NAG	C1-C2-N2-C7
4	B	1211	NAG	C1-C2-N2-C7
4	B	1213	NAG	C1-C2-N2-C7
4	C	1211	NAG	C1-C2-N2-C7
4	C	1213	NAG	C1-C2-N2-C7
4	A	1201	NAG	O5-C5-C6-O6
4	C	1201	NAG	O5-C5-C6-O6
4	B	1201	NAG	O5-C5-C6-O6
4	A	1205	NAG	C3-C2-N2-C7
4	A	1210	NAG	C3-C2-N2-C7
4	B	1205	NAG	C3-C2-N2-C7
4	B	1210	NAG	C3-C2-N2-C7
4	C	1205	NAG	C3-C2-N2-C7
4	C	1210	NAG	C3-C2-N2-C7
4	B	1211	NAG	C4-C5-C6-O6
4	C	1211	NAG	C4-C5-C6-O6
4	A	1211	NAG	C4-C5-C6-O6
4	A	1208	NAG	C1-C2-N2-C7
4	B	1208	NAG	C1-C2-N2-C7
4	C	1208	NAG	C1-C2-N2-C7

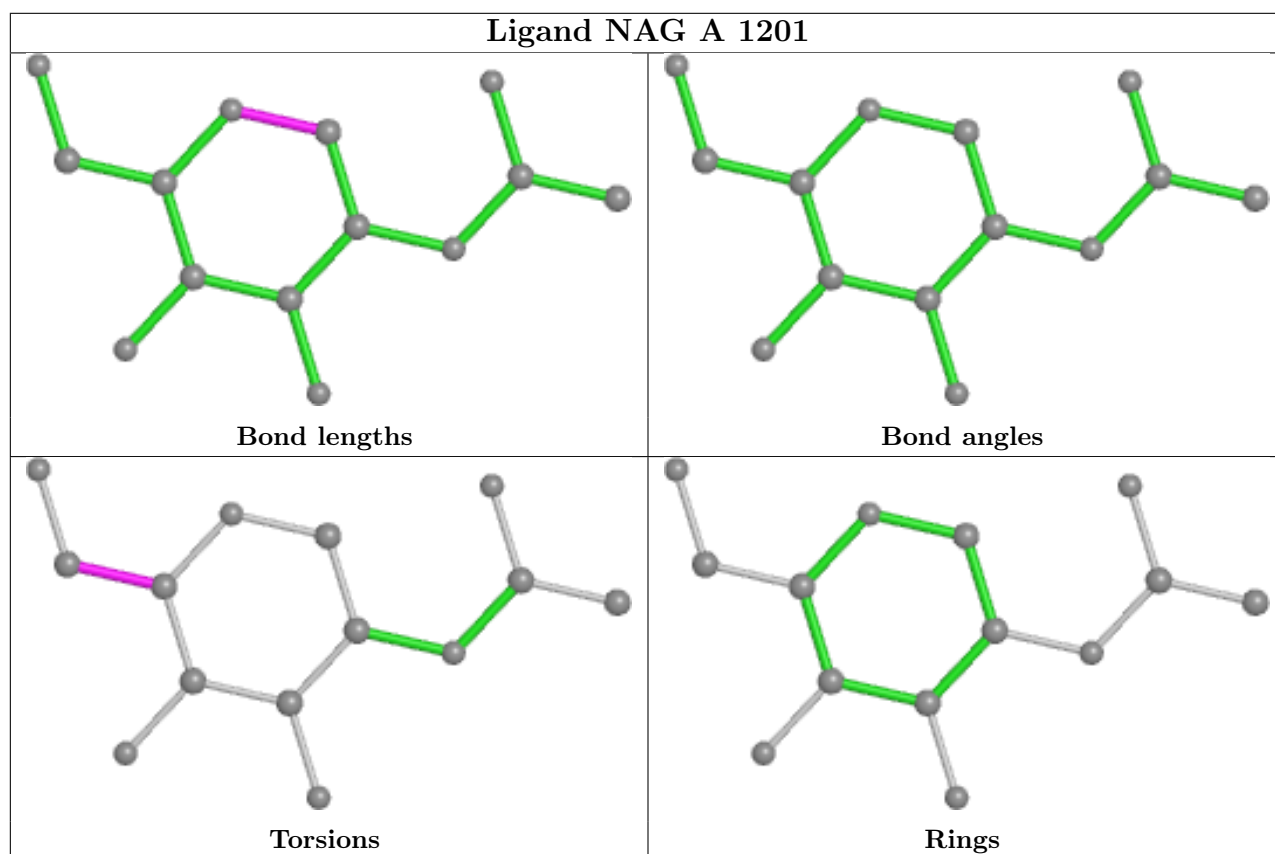
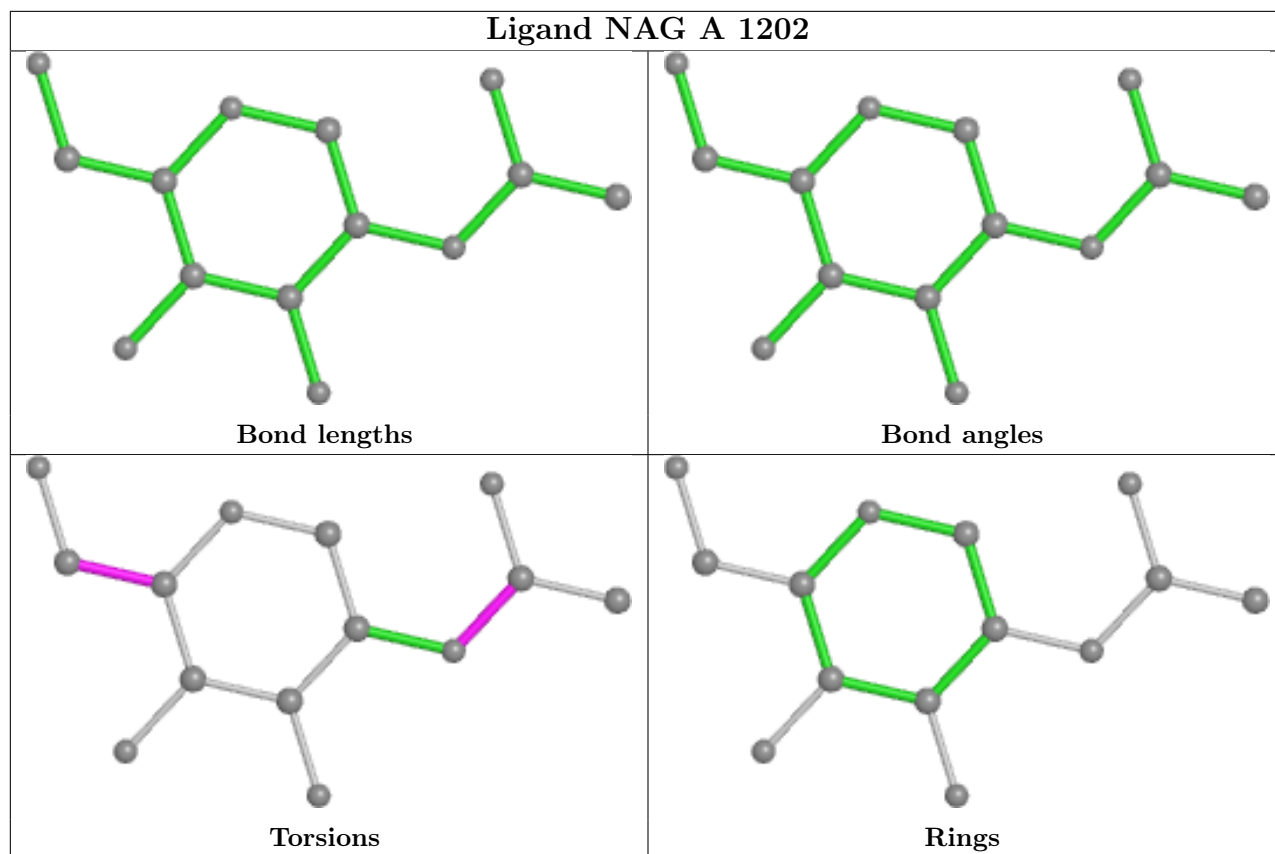
There are no ring outliers.

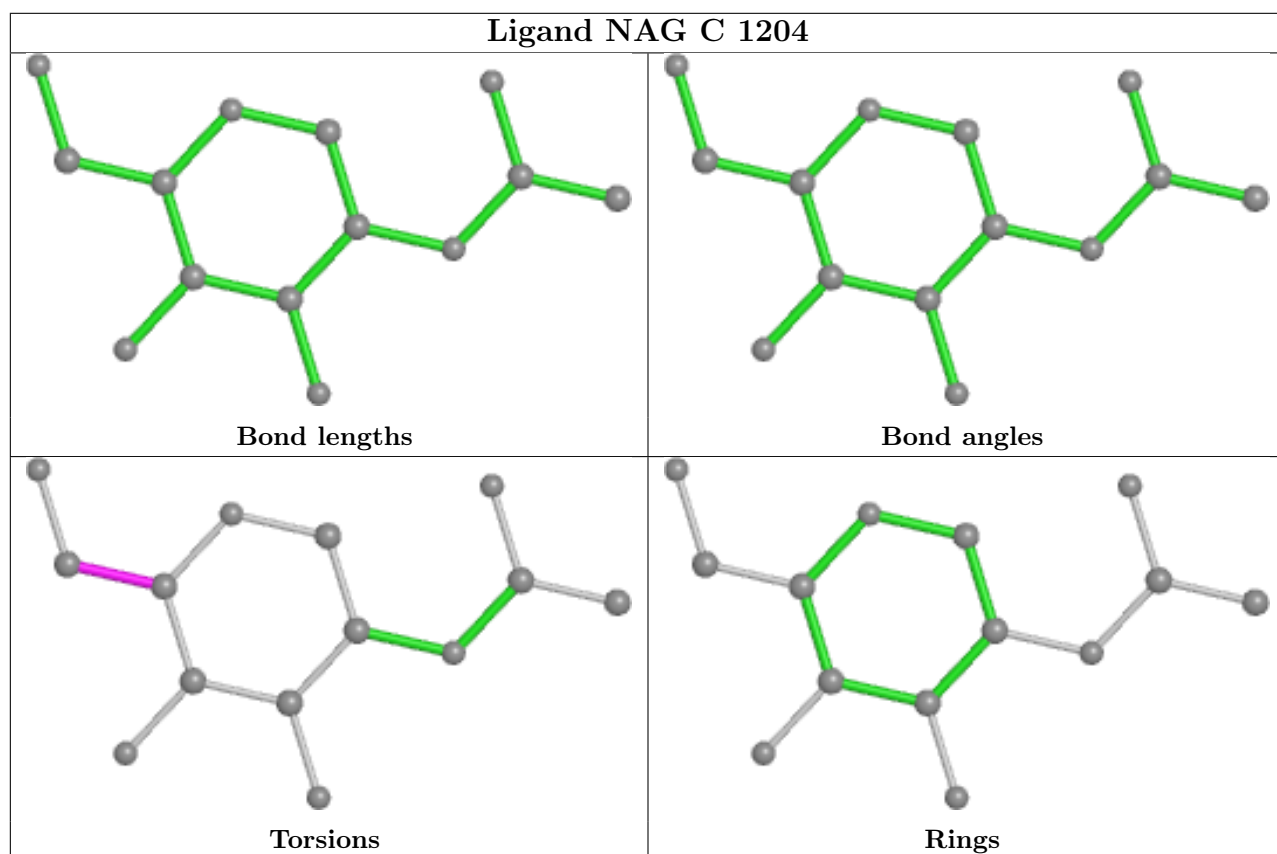
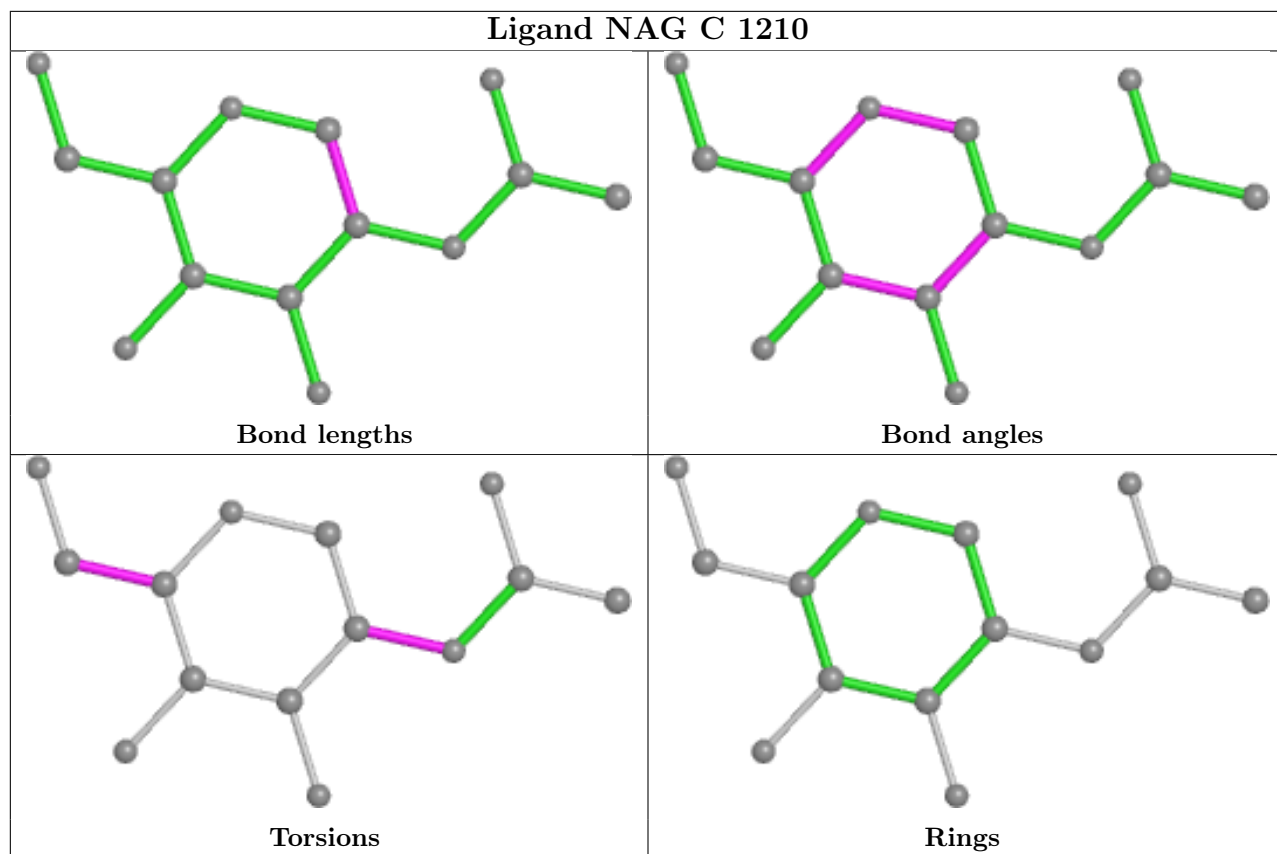
14 monomers are involved in 33 short contacts:

Mol	Chain	Res	Type	Clashes	Symm-Clashes
4	C	1204	NAG	1	0
4	B	1204	NAG	3	0
4	A	1203	NAG	4	0
4	B	1210	NAG	1	0
4	B	1212	NAG	2	0
4	B	1202	NAG	2	0
4	C	1203	NAG	3	0
4	A	1204	NAG	2	0
4	C	1214	NAG	1	0
4	A	1206	NAG	2	0
4	B	1203	NAG	5	0
4	A	1214	NAG	1	0
4	A	1207	NAG	1	0
4	B	1206	NAG	5	0

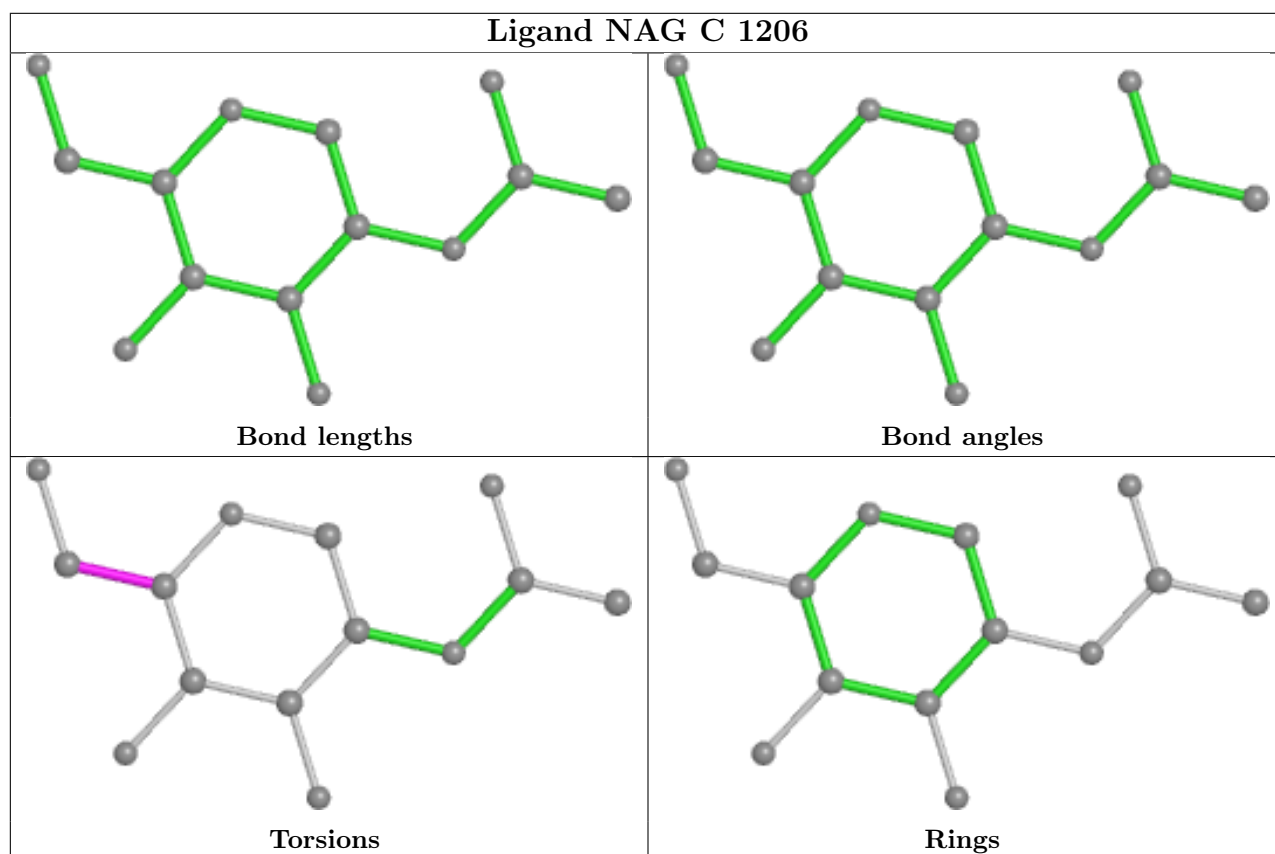
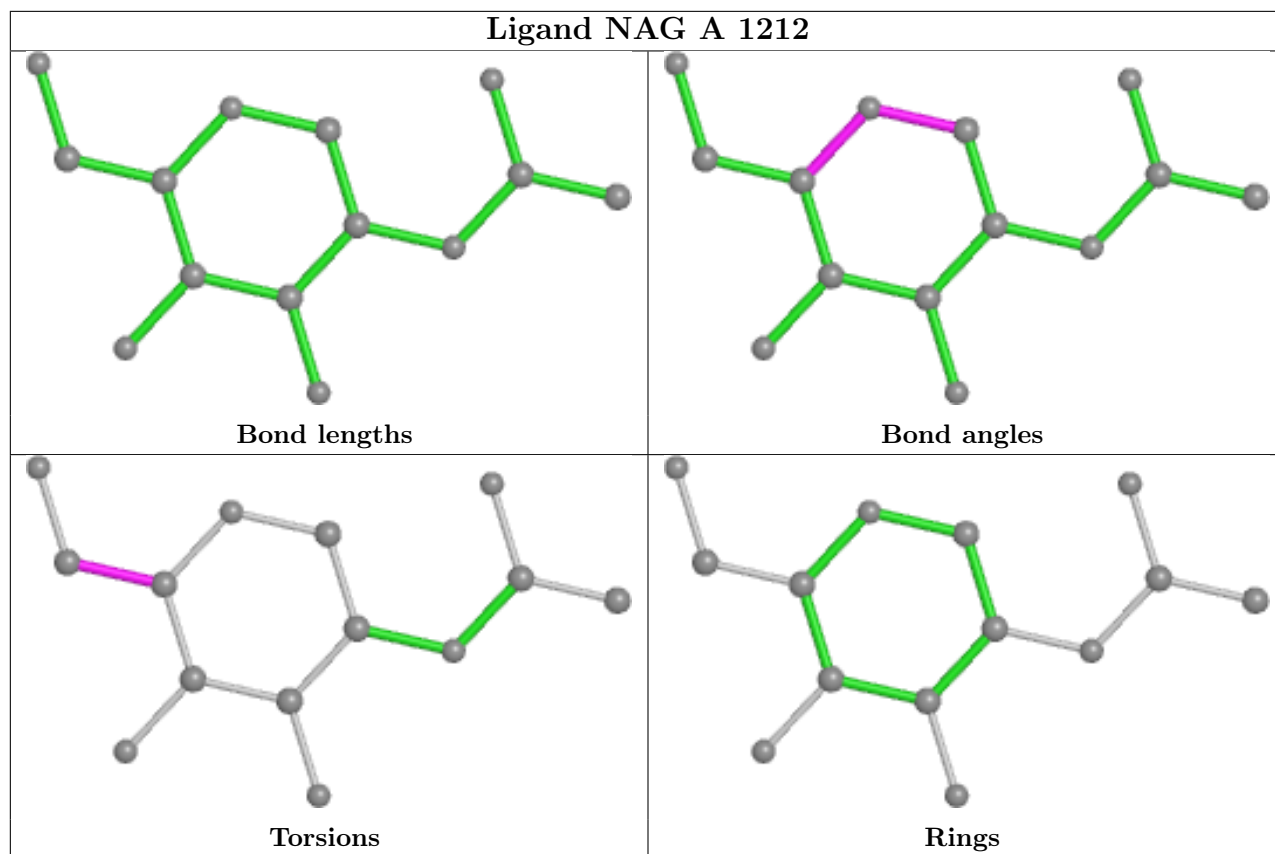
The following is a two-dimensional graphical depiction of Mogul quality analysis of bond lengths, bond angles, torsion angles, and ring geometry for all instances of the Ligand of Interest. In addition, ligands with molecular weight > 250 and outliers as shown on the validation Tables will also be included. For torsion angles, if less than 5% of the Mogul distribution of torsion angles is within 10 degrees of the torsion angle in question, then that torsion angle is considered an outlier. Any bond that is central to one or more torsion angles identified as an outlier by Mogul will be highlighted in the graph. For rings, the root-mean-square deviation (RMSD) between the ring in question and similar rings identified by Mogul is calculated over all ring torsion angles. If the average RMSD is greater than 60 degrees and the minimal RMSD between the ring in question and any Mogul-identified rings is also greater than 60 degrees, then that ring is considered an outlier. The outliers are highlighted in purple. The color gray indicates Mogul did not find sufficient equivalents in the CSD to analyse the geometry.

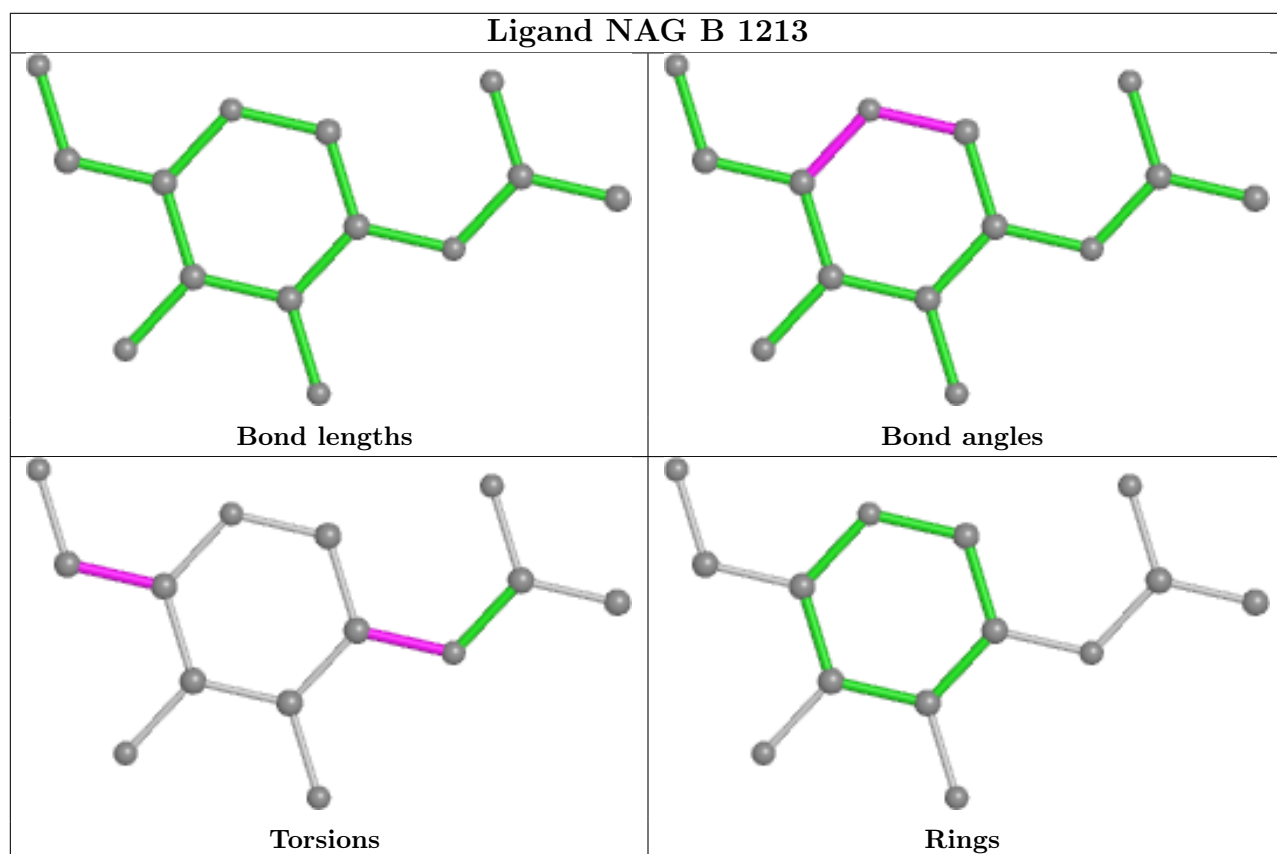
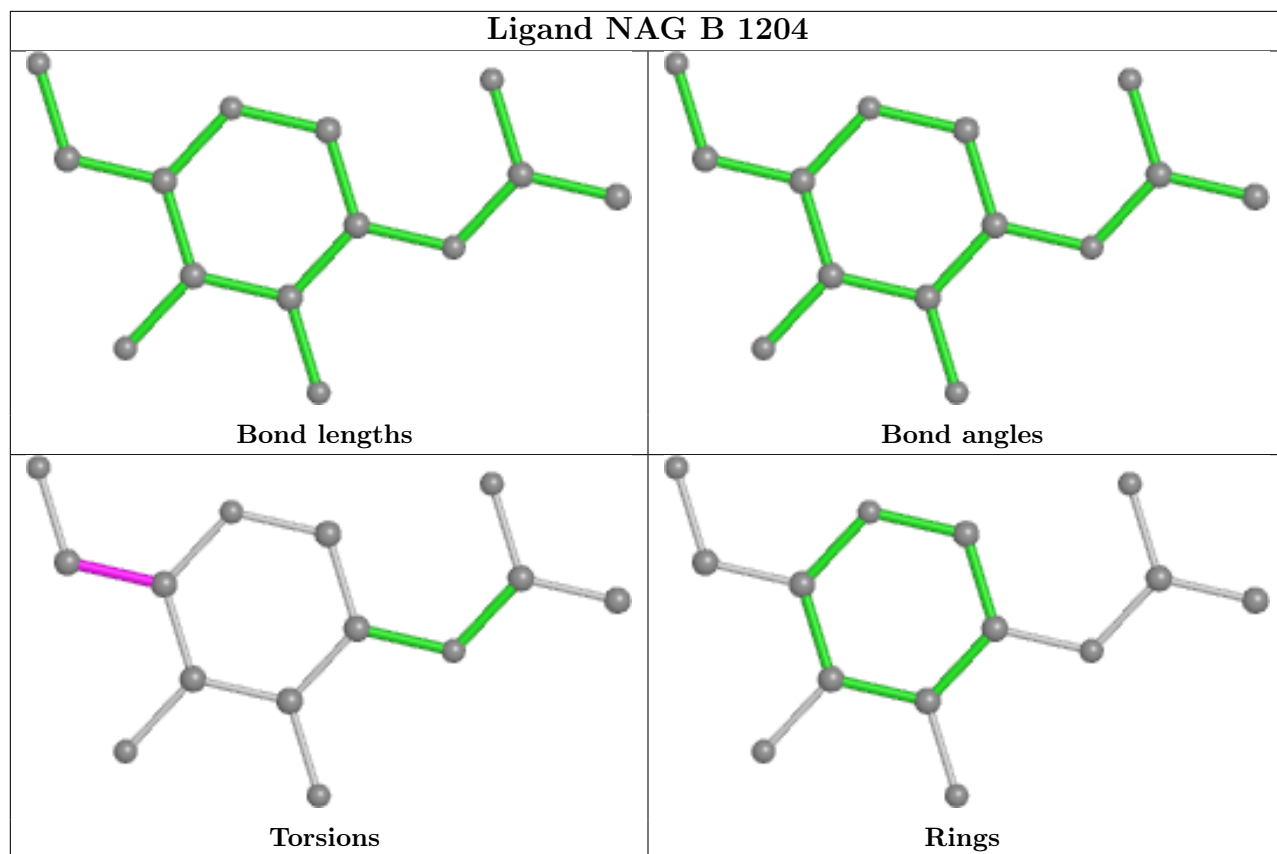


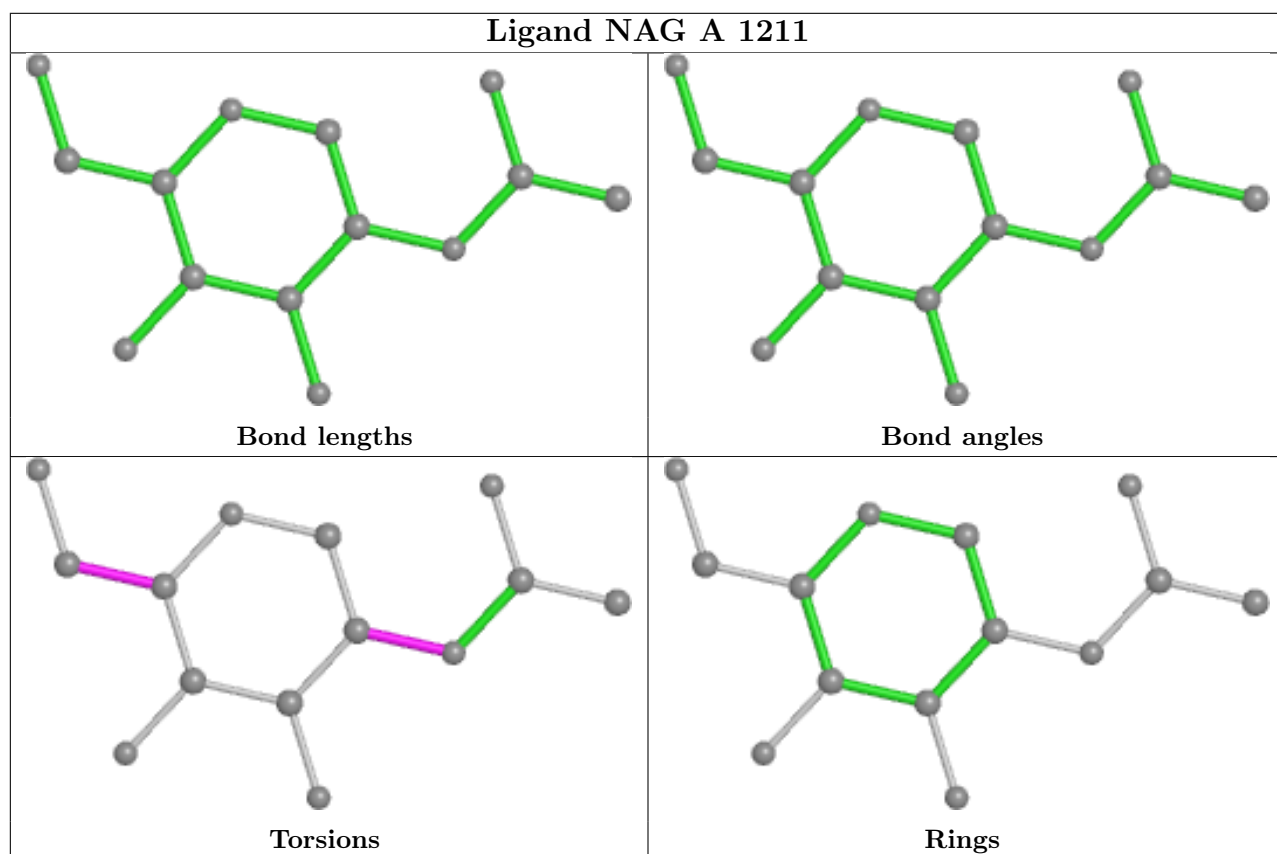
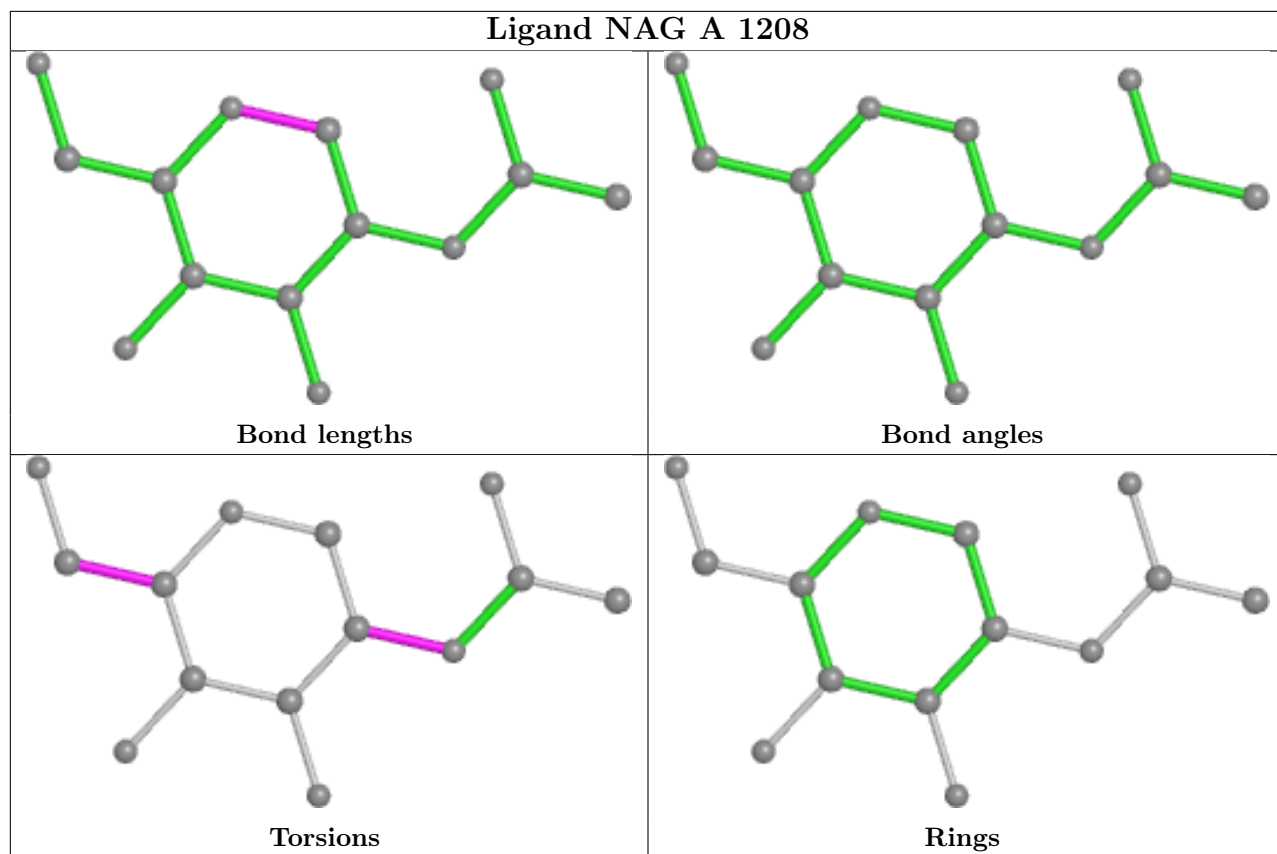


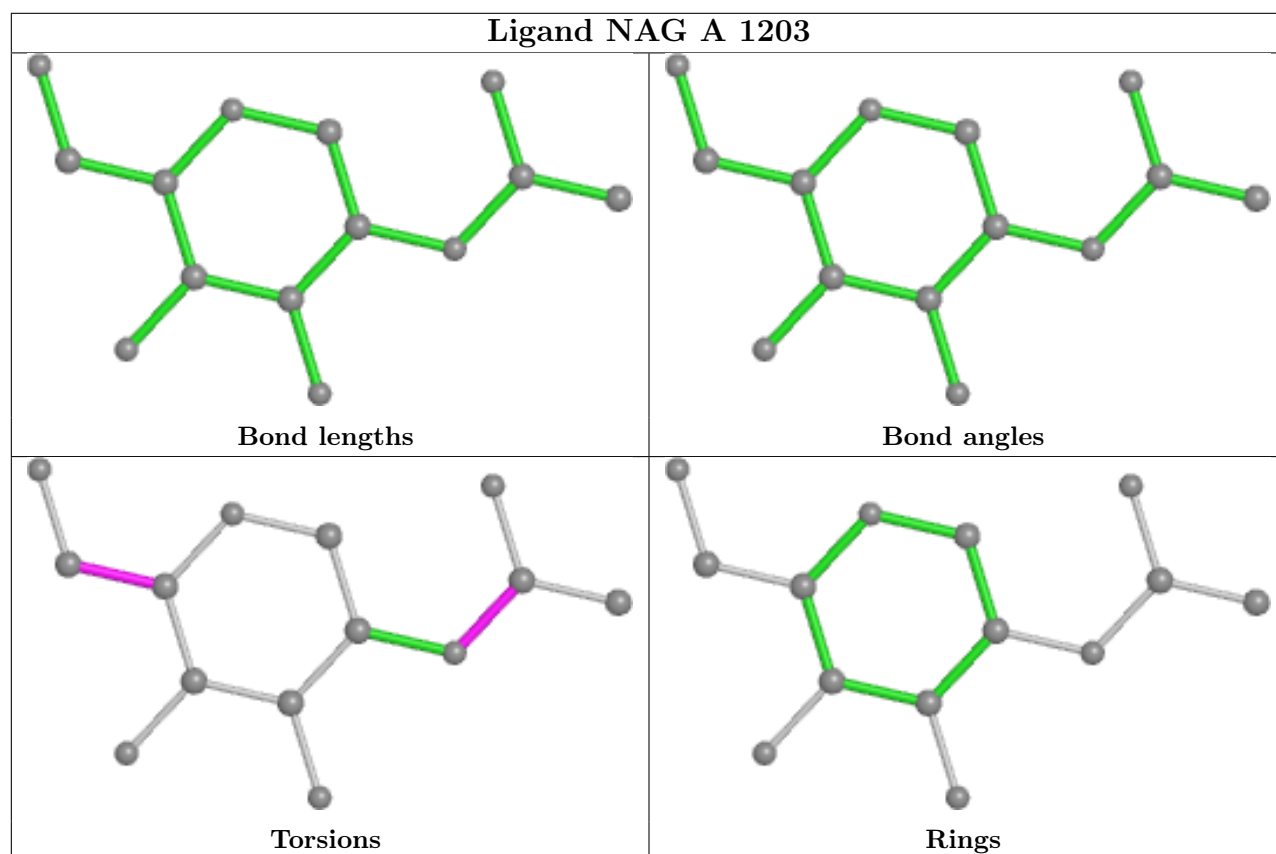
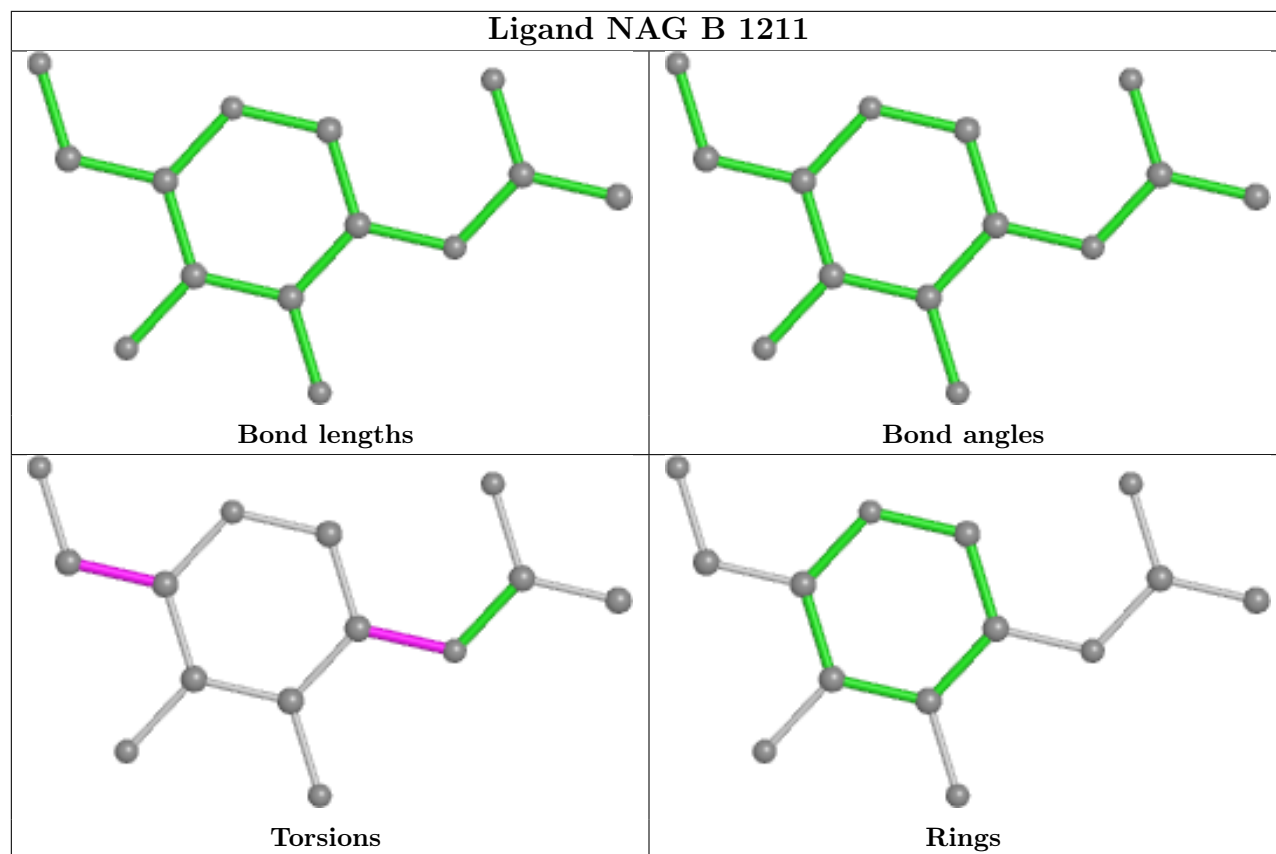


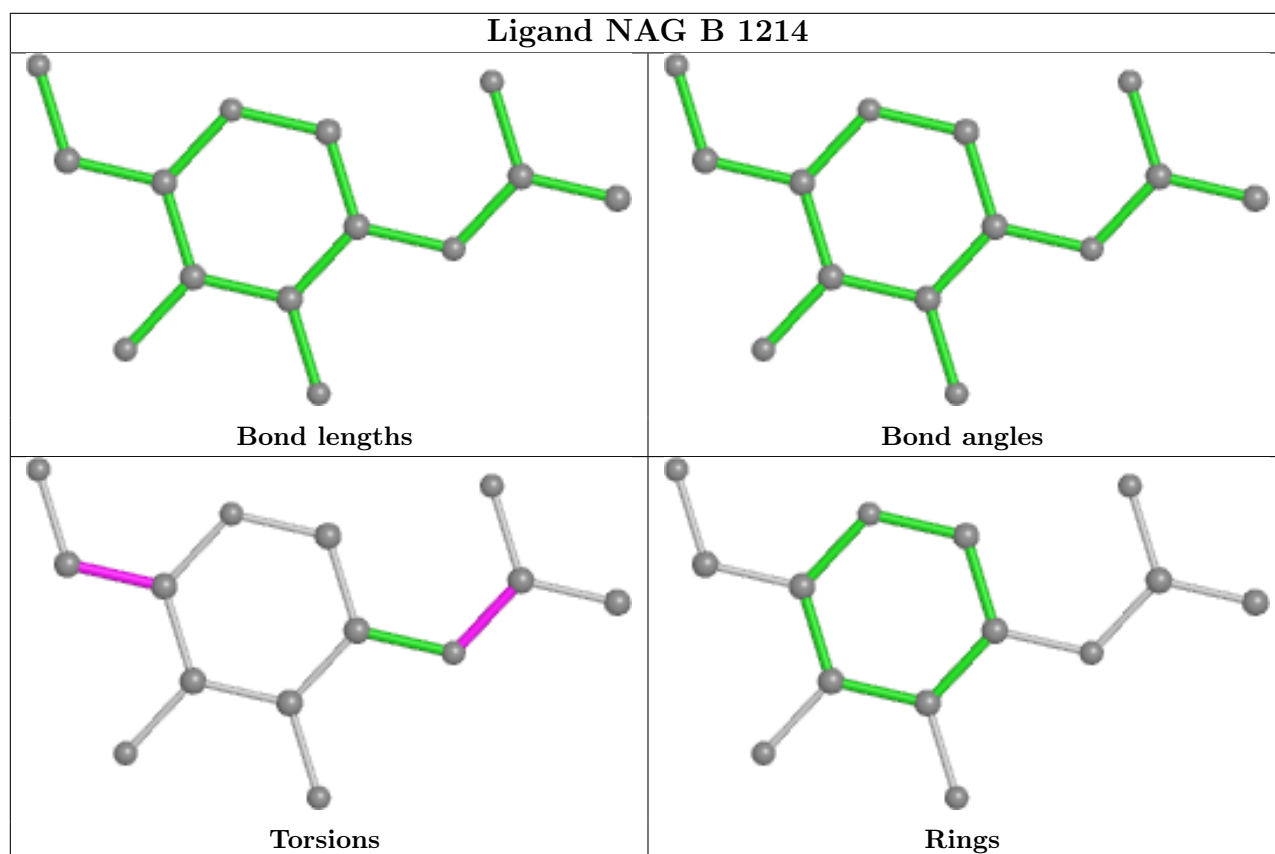
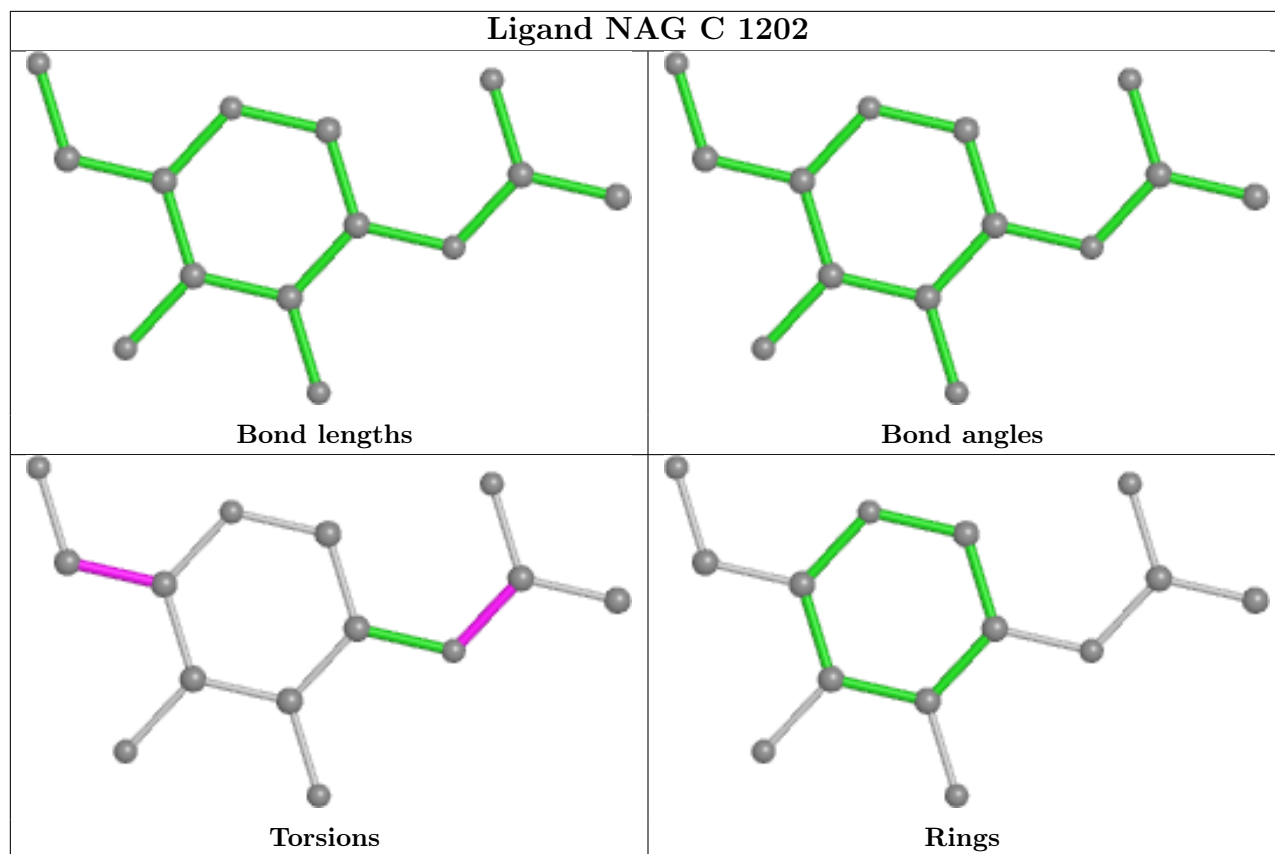


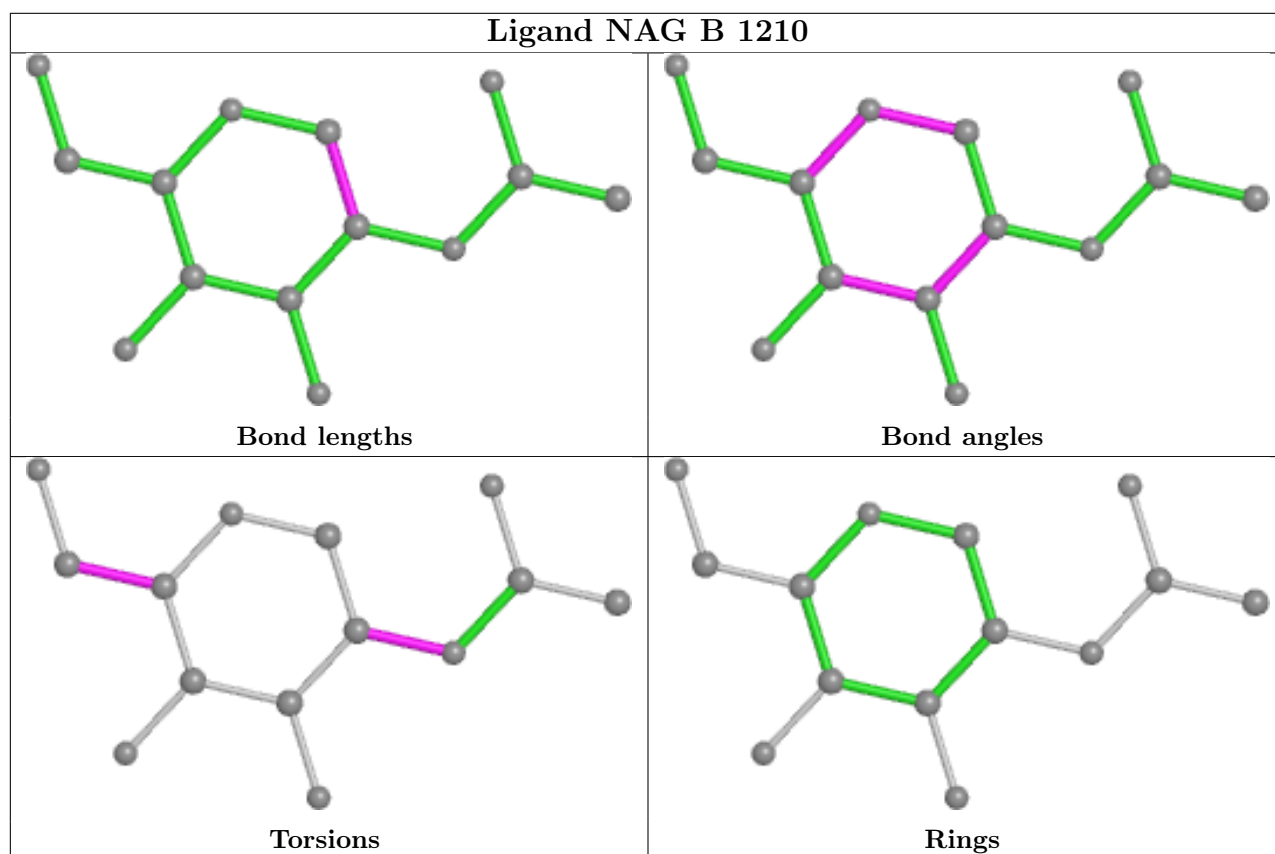
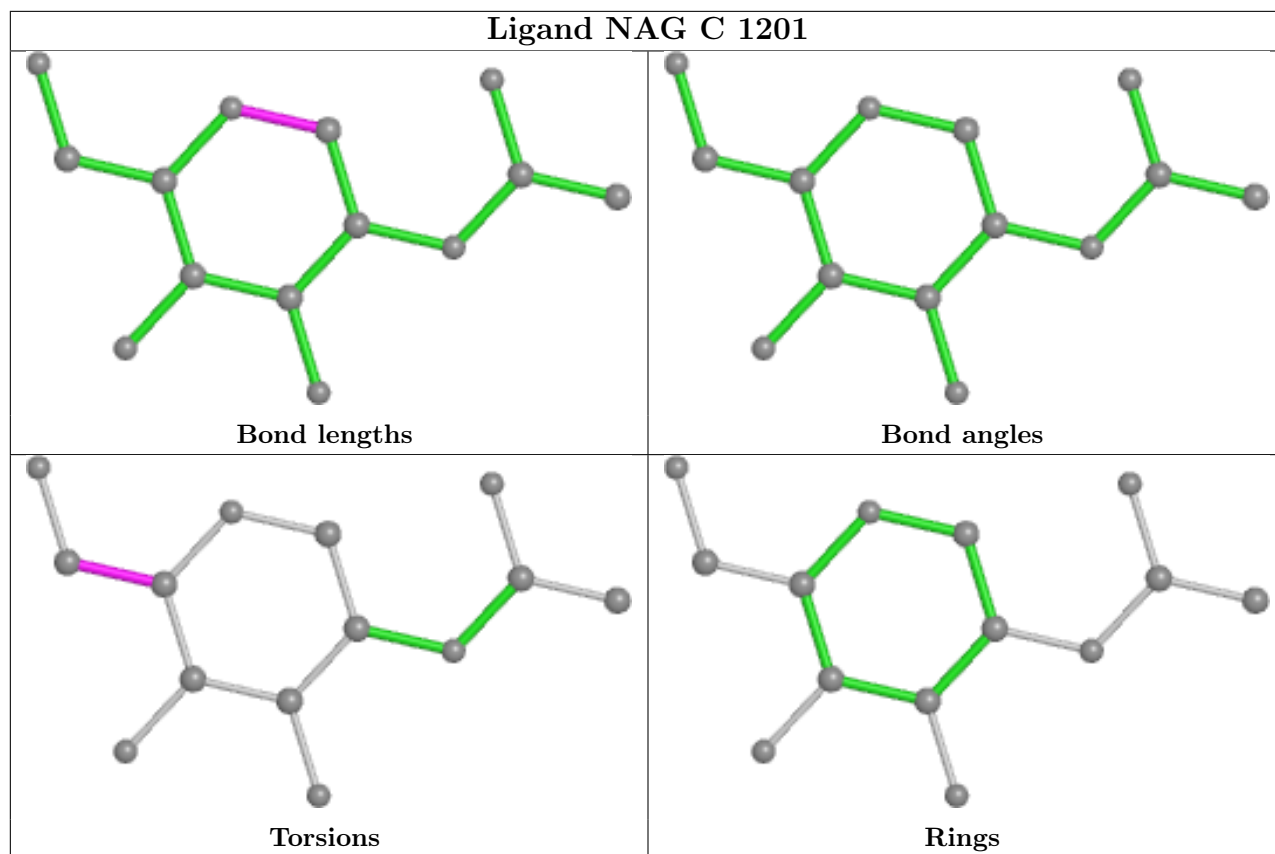


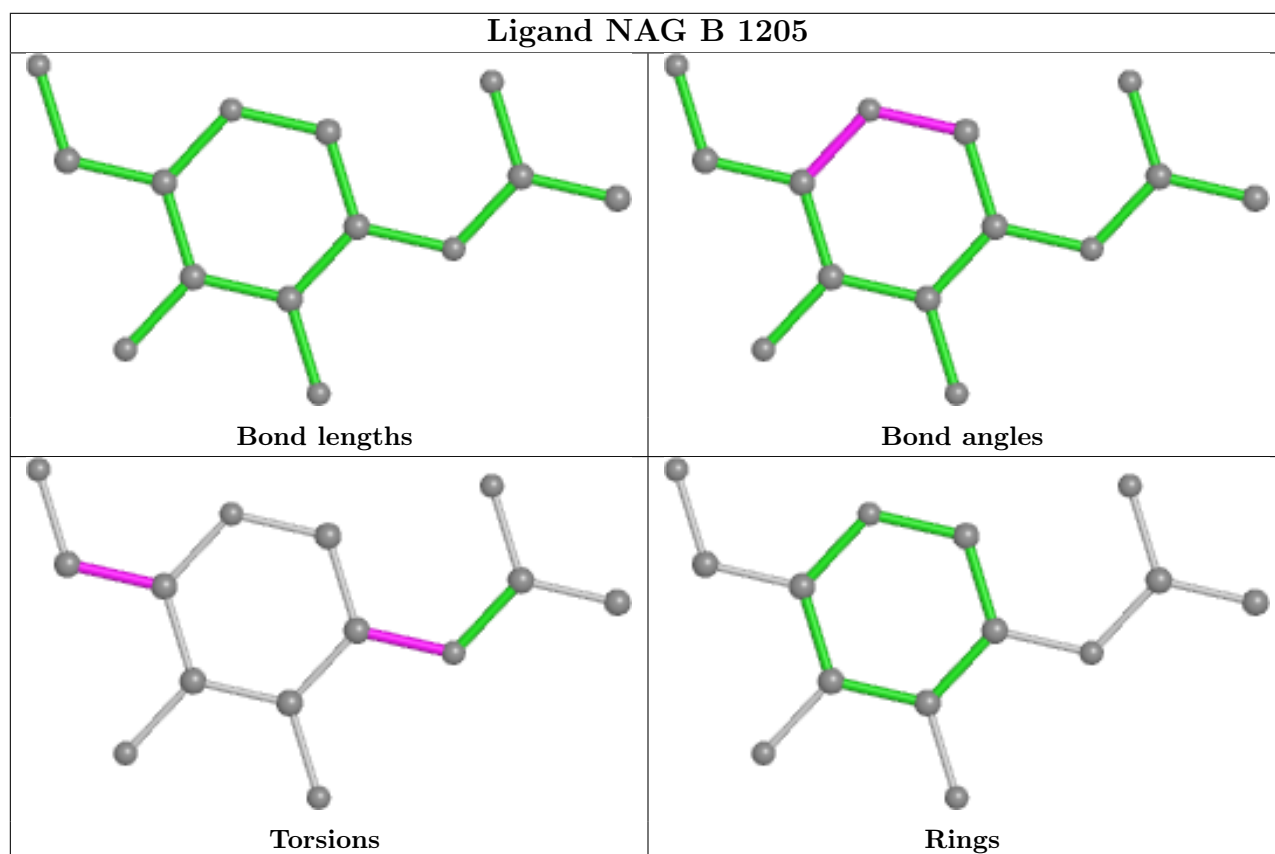
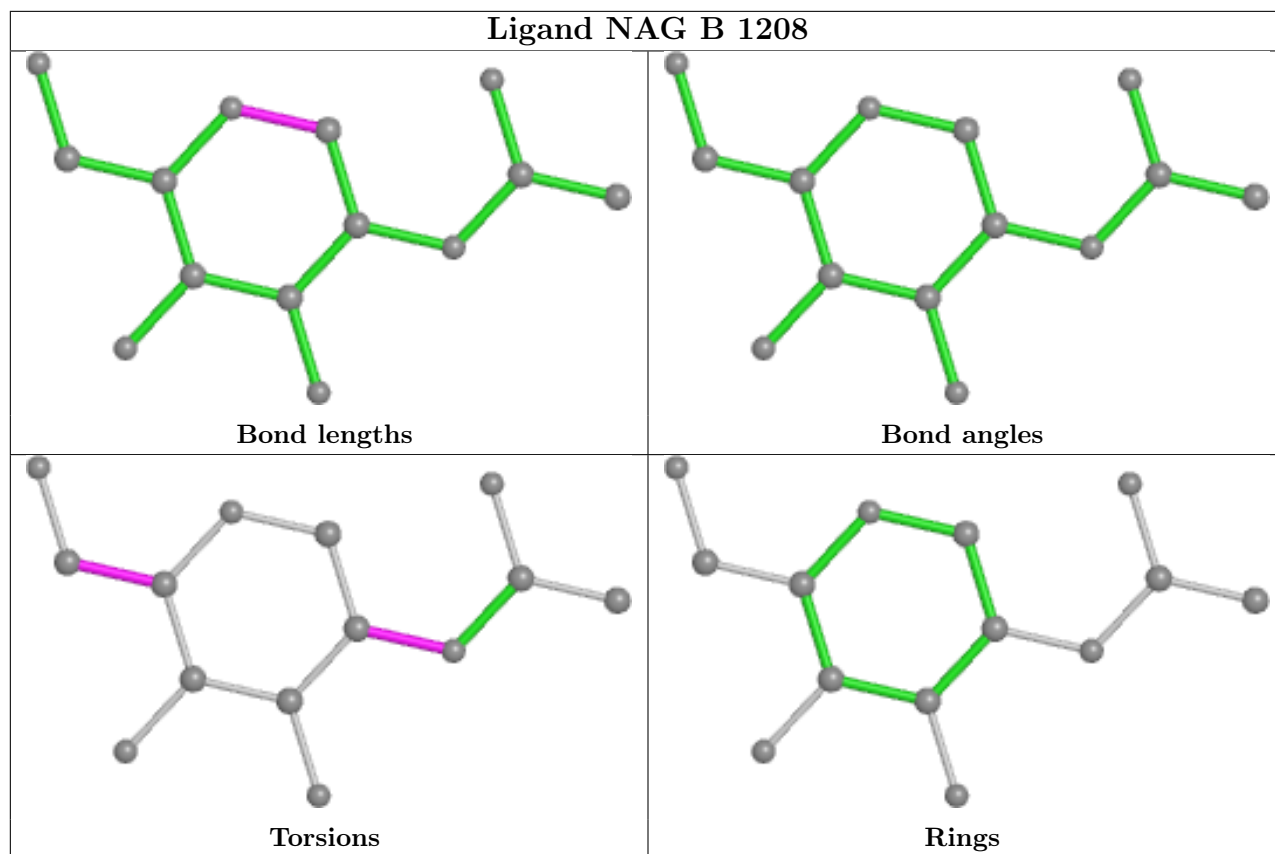


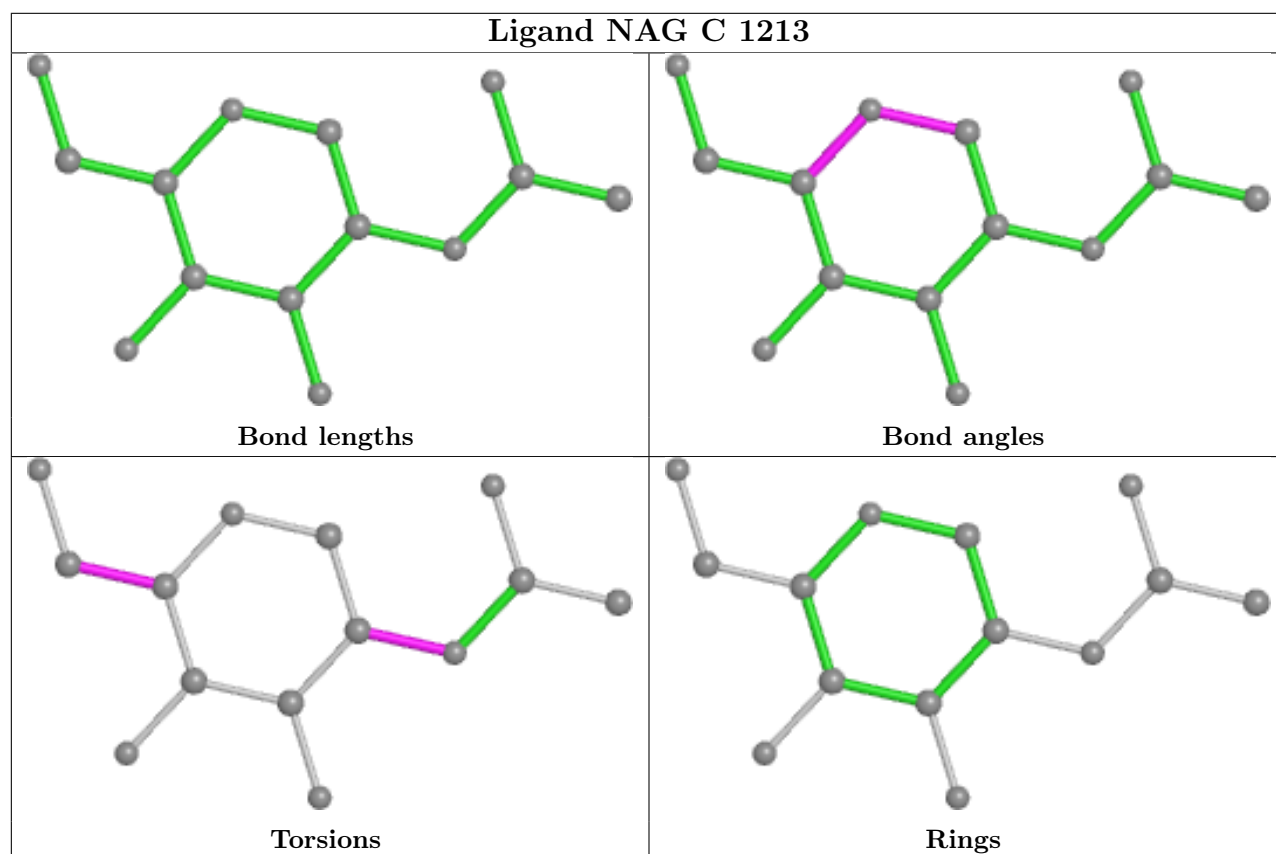
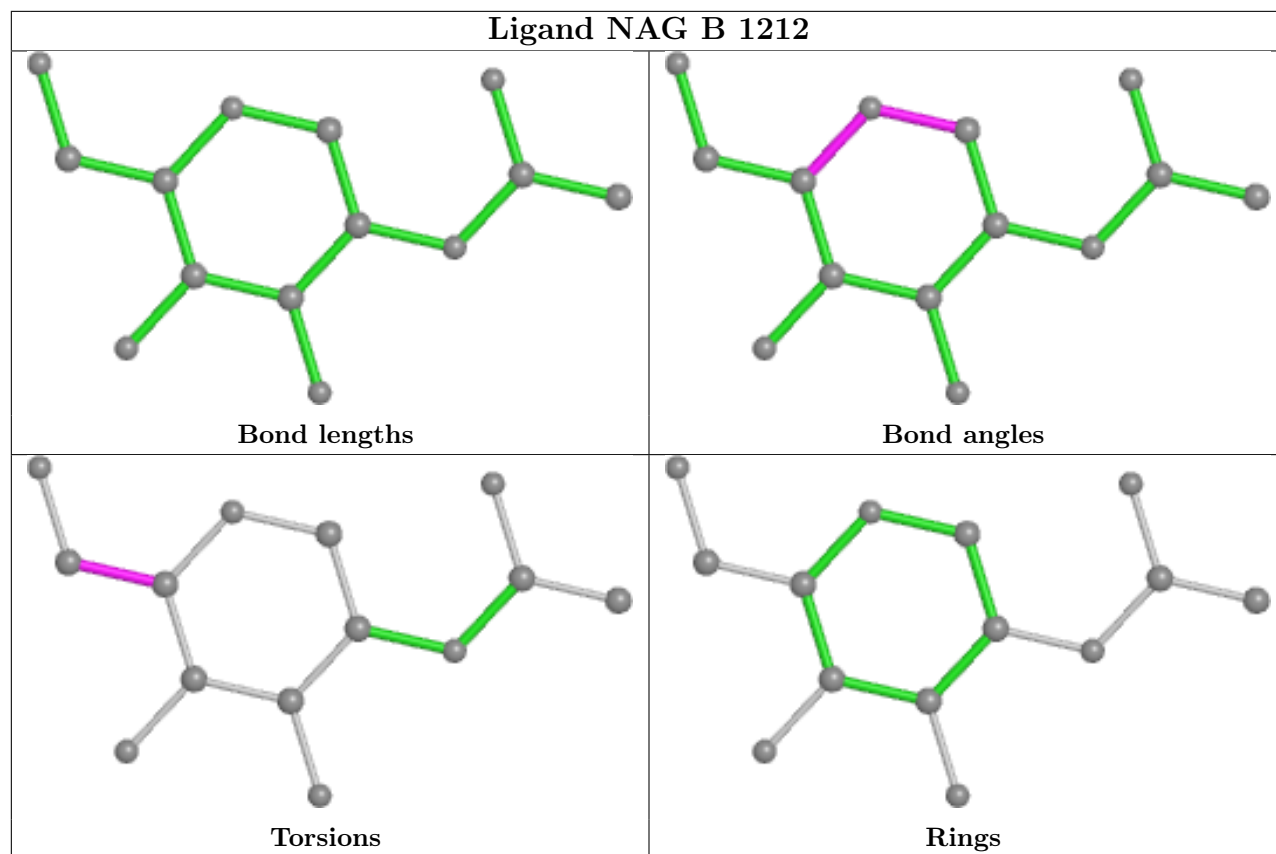




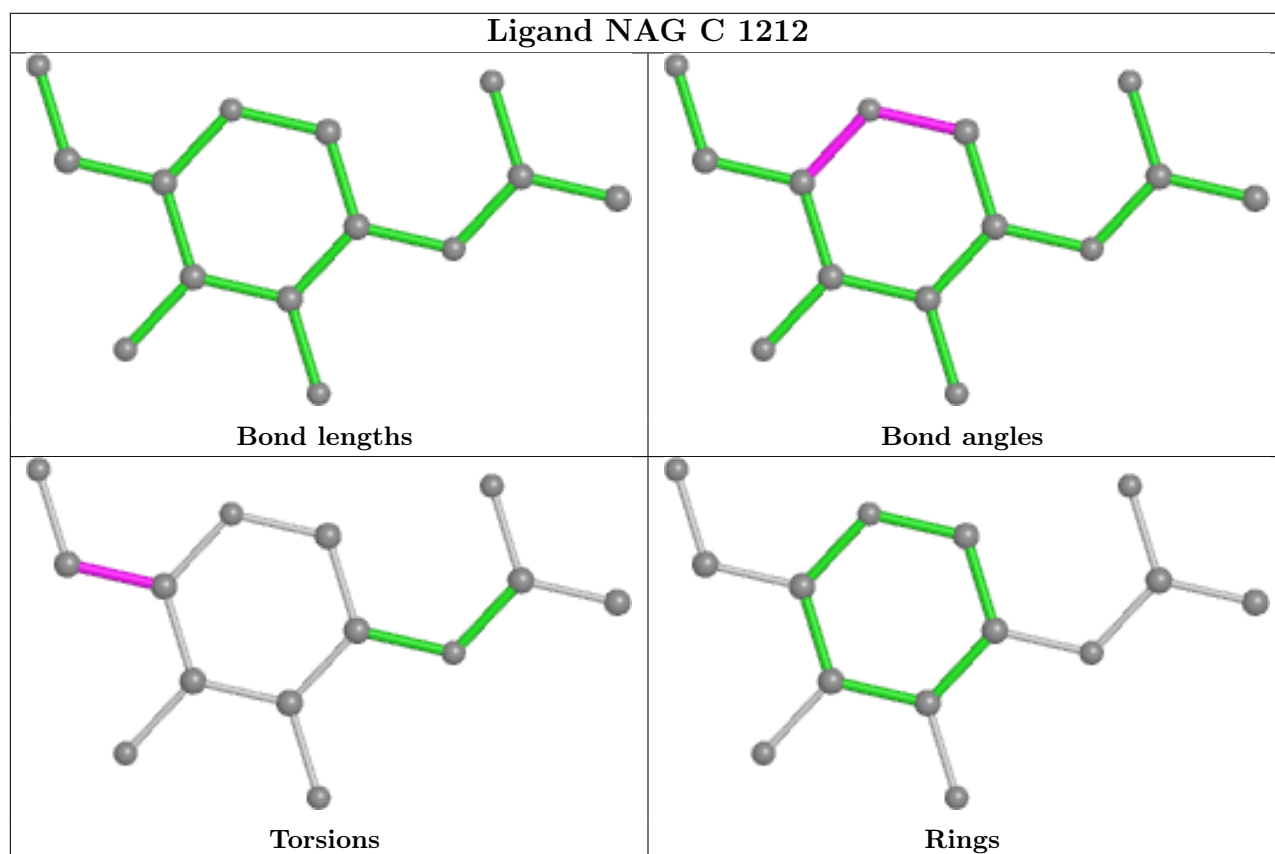
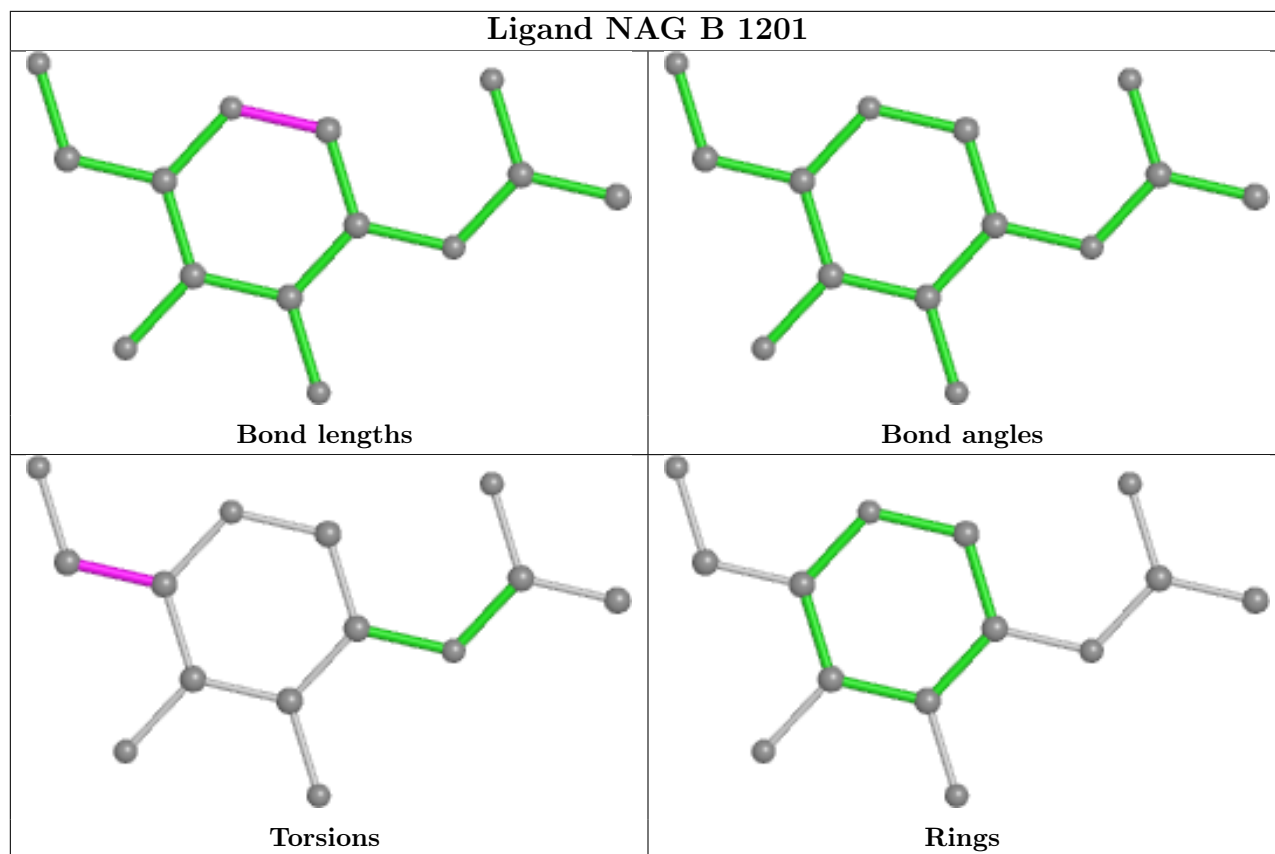


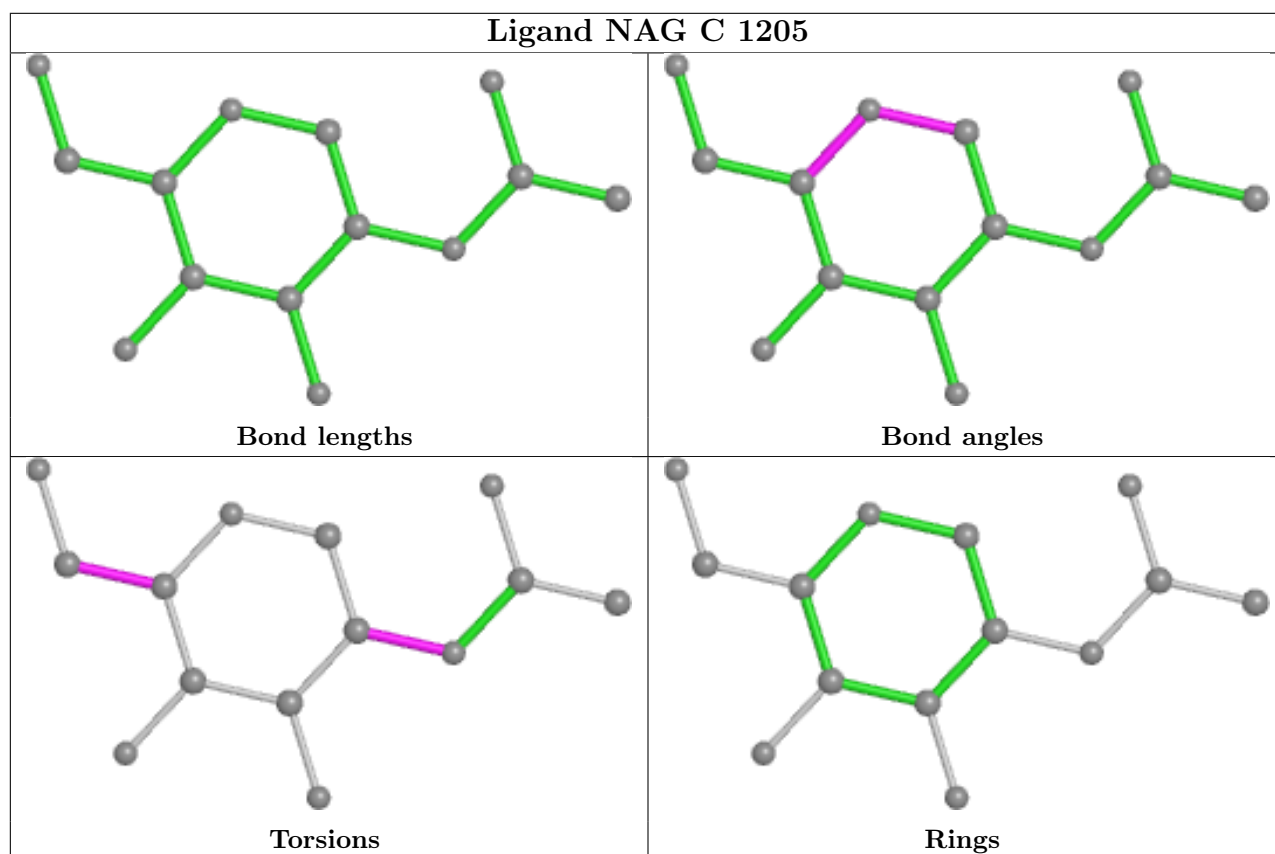
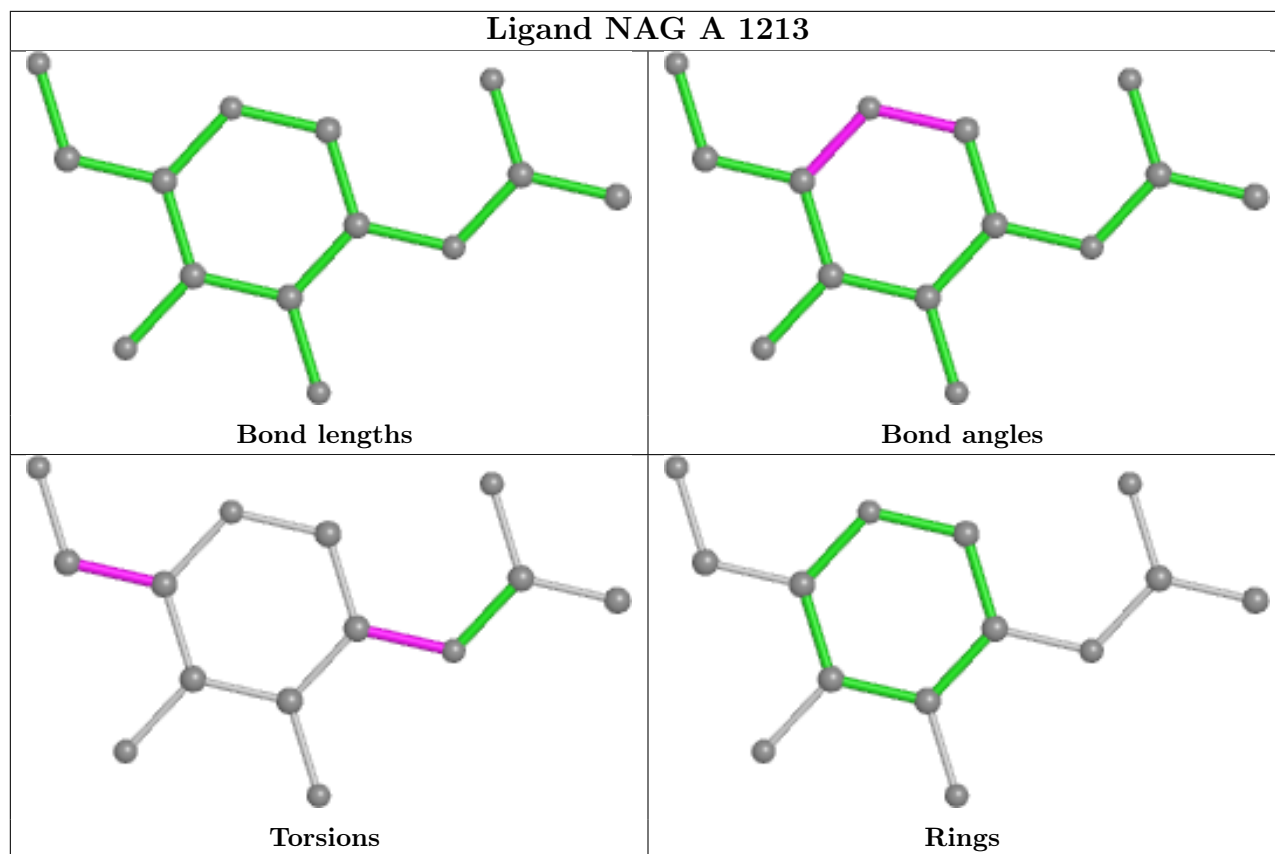


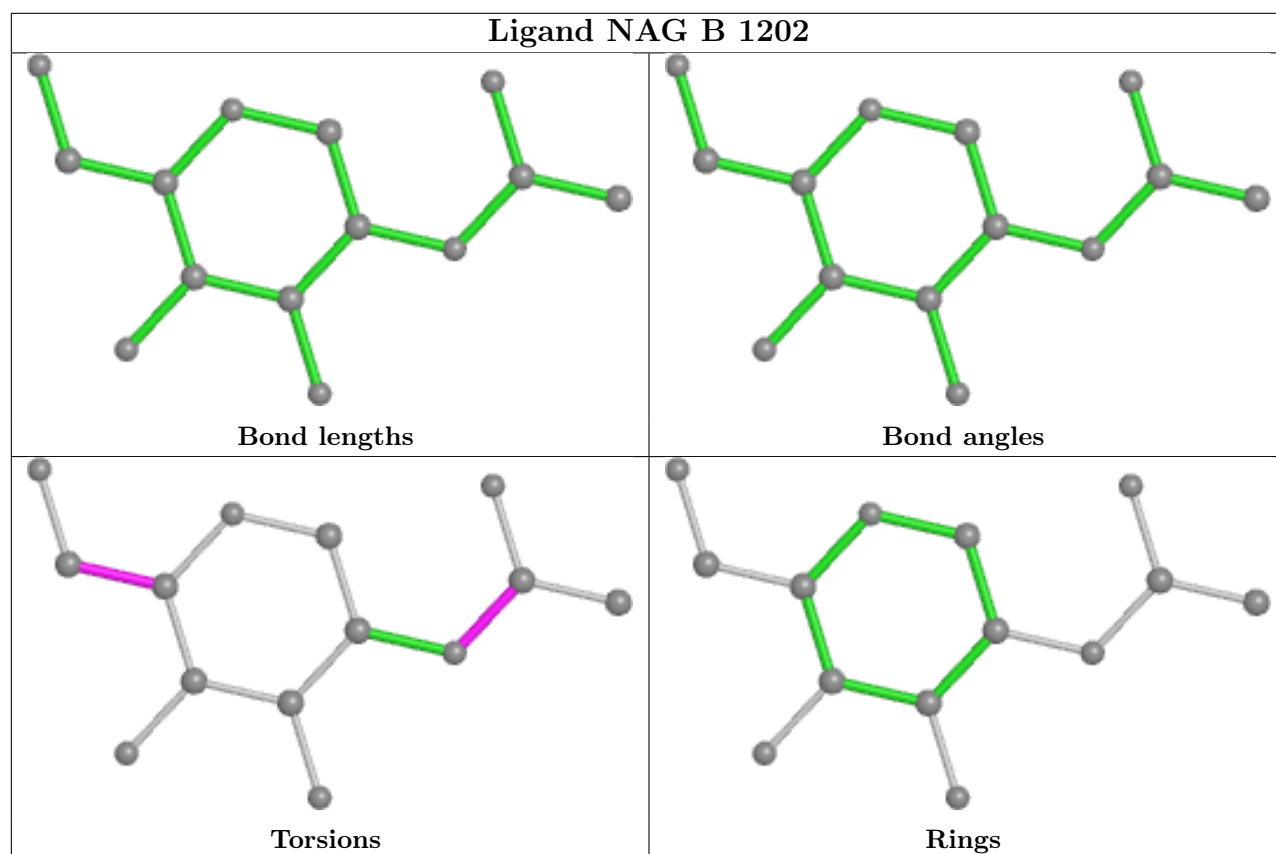
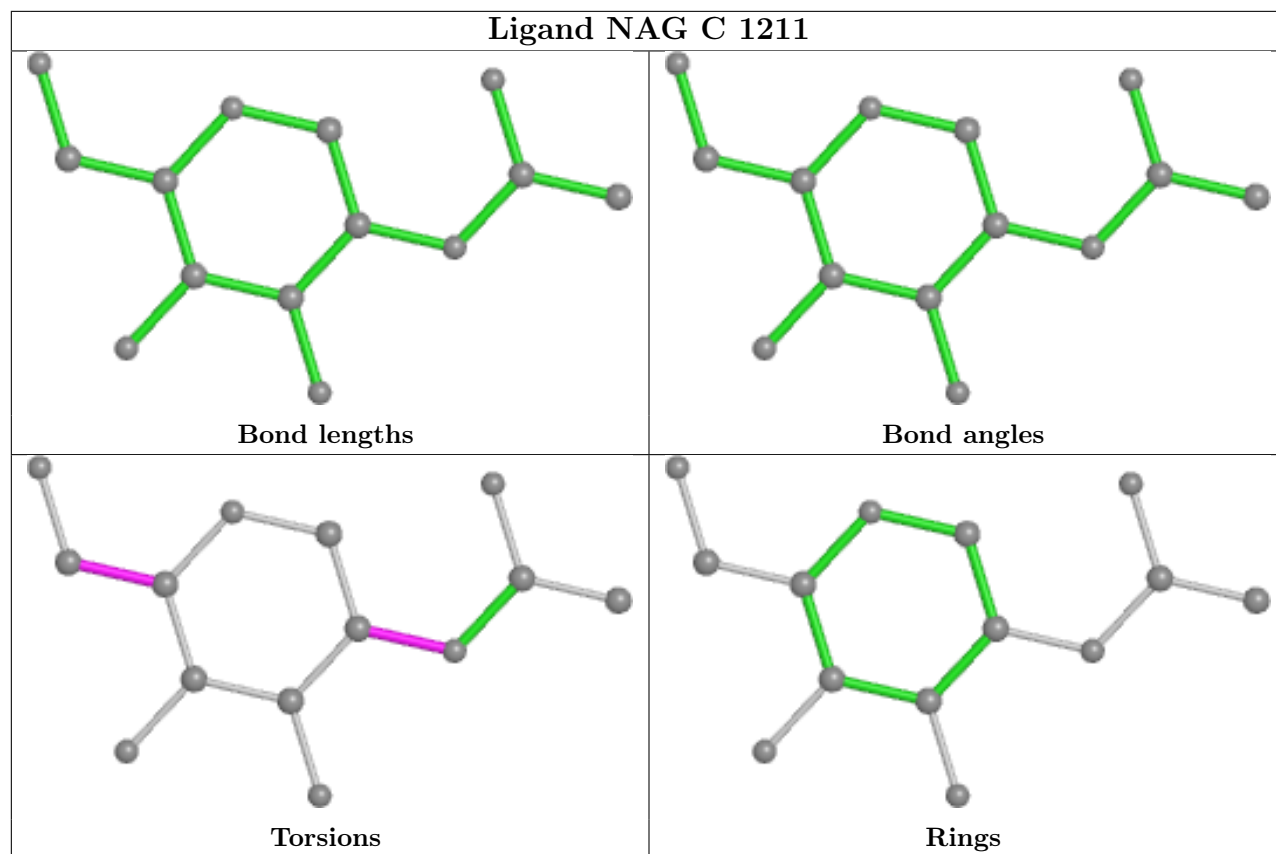


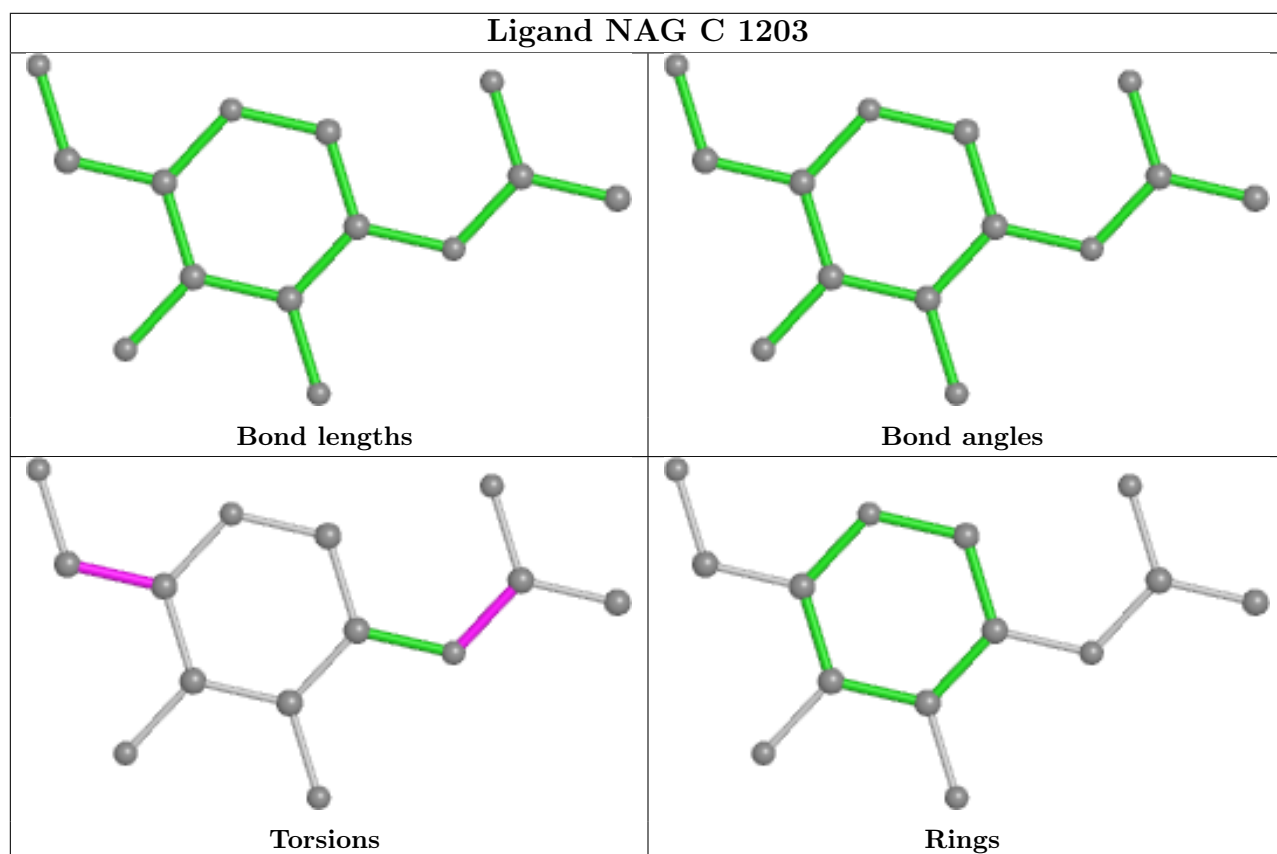
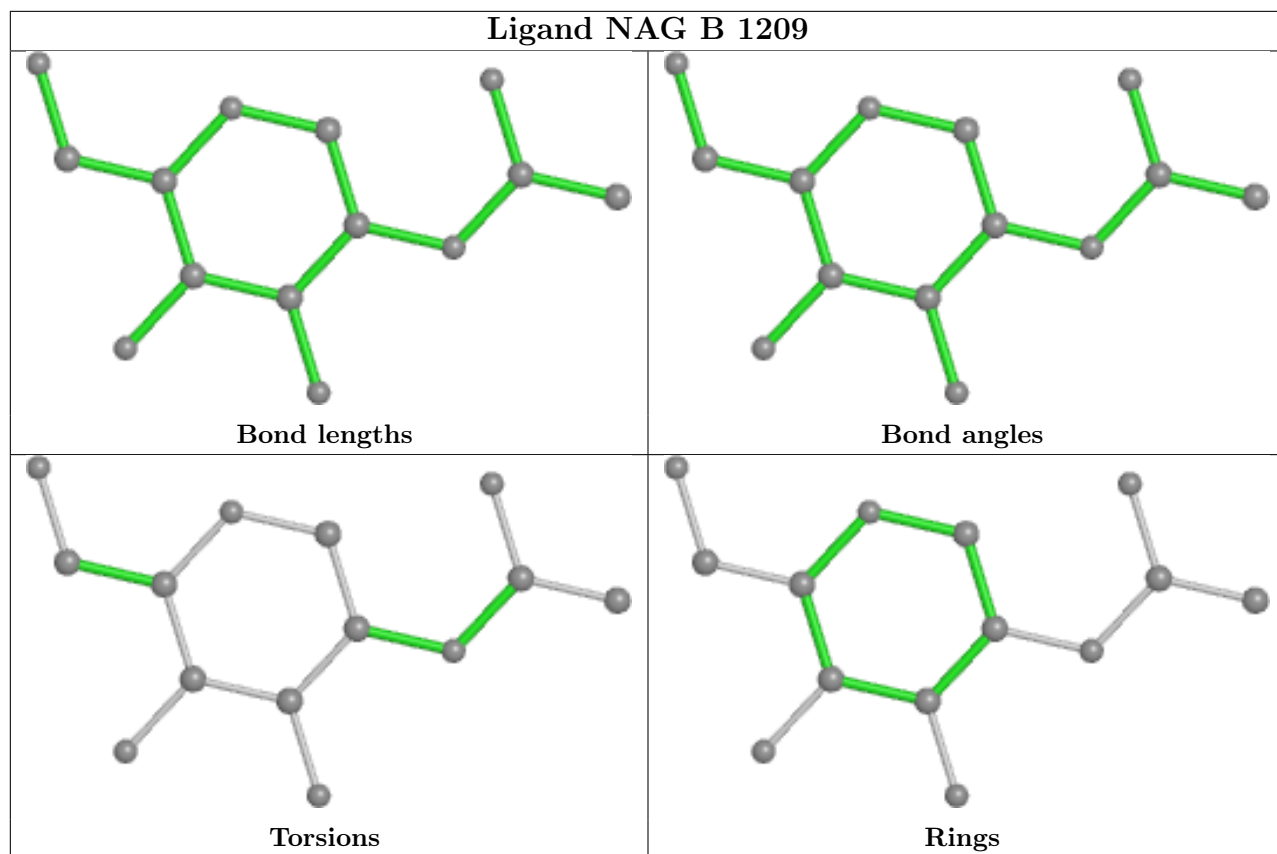


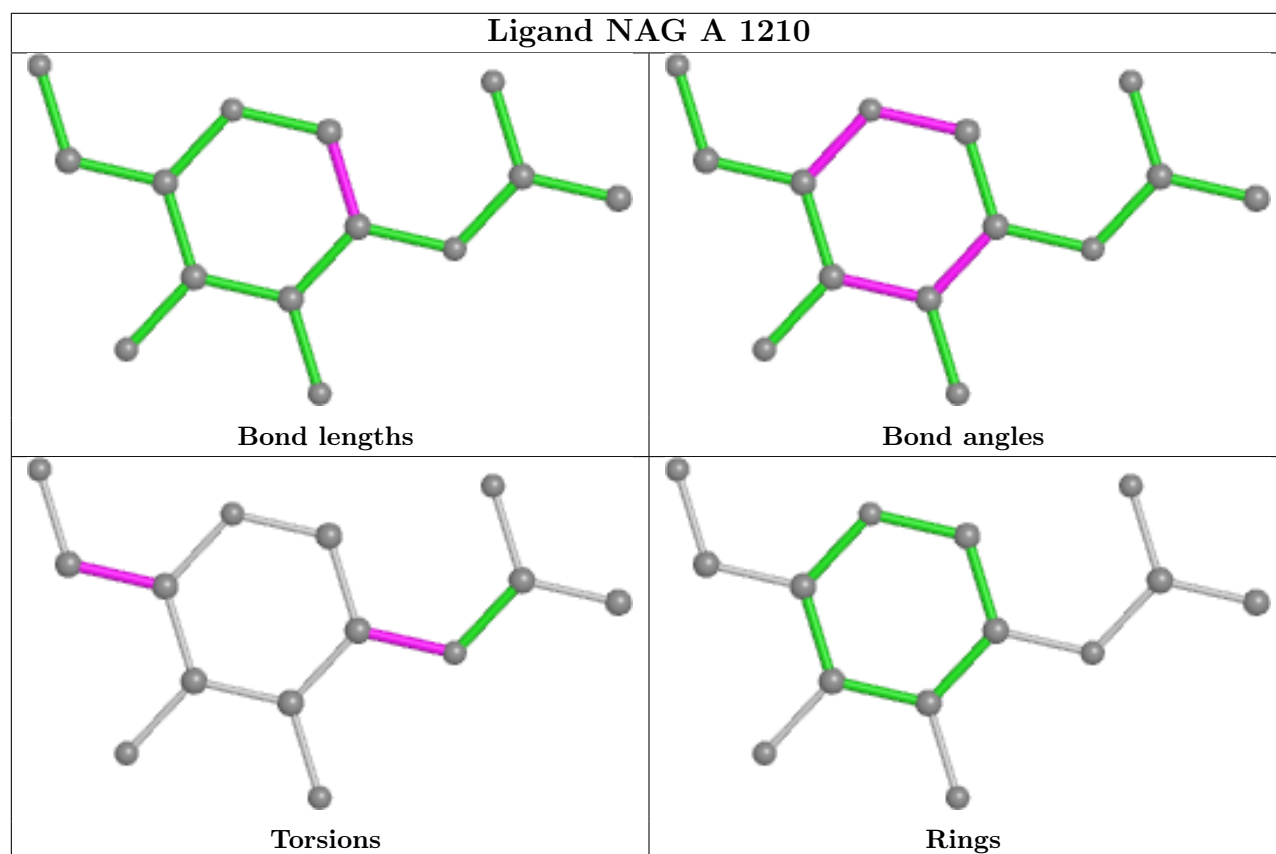
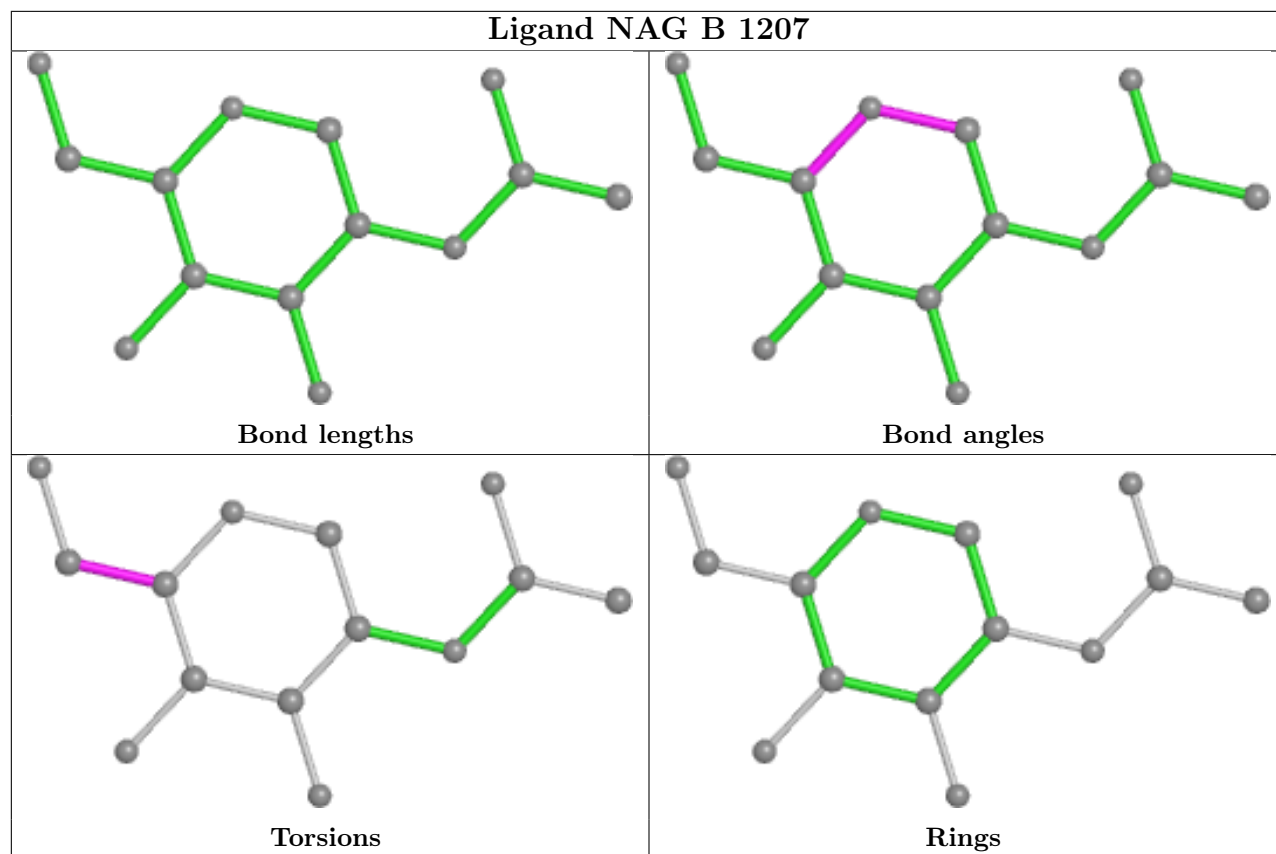


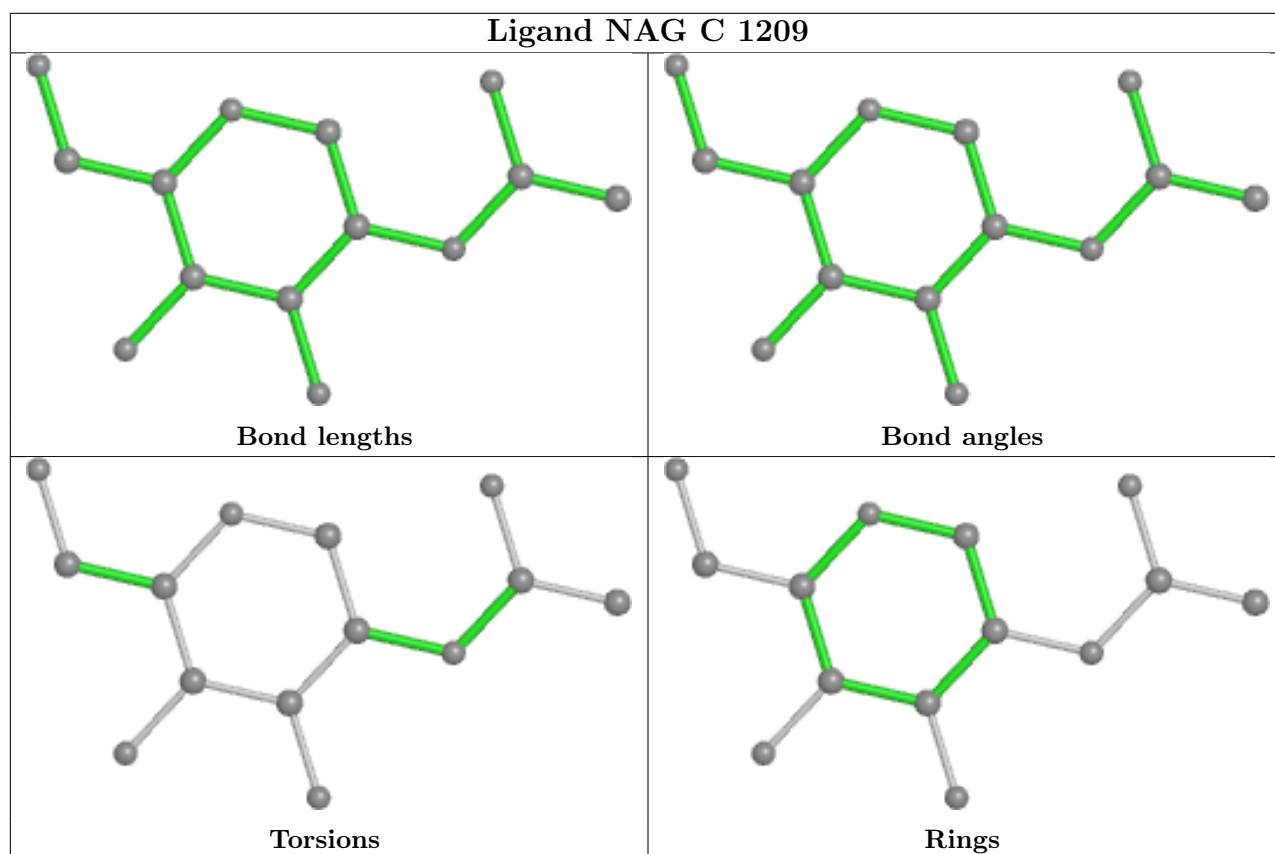
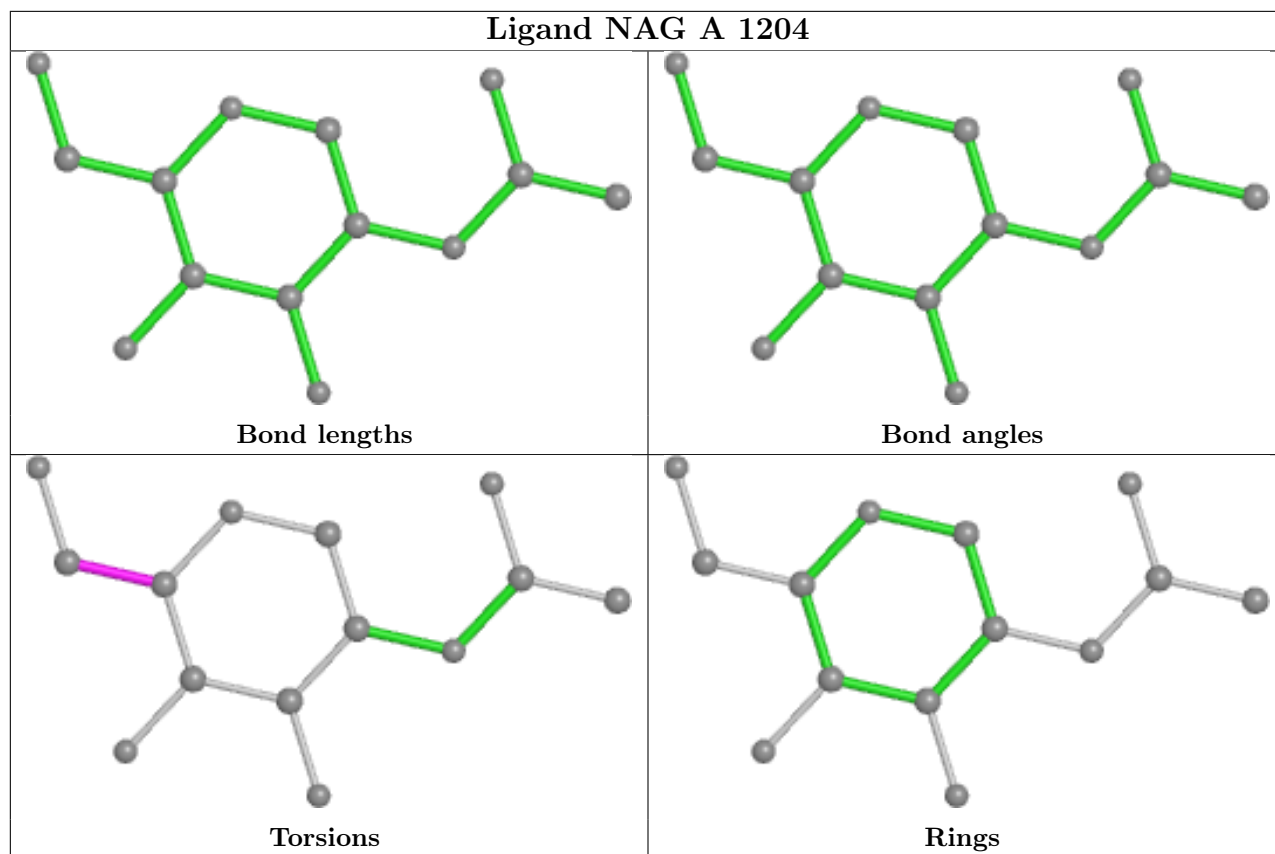


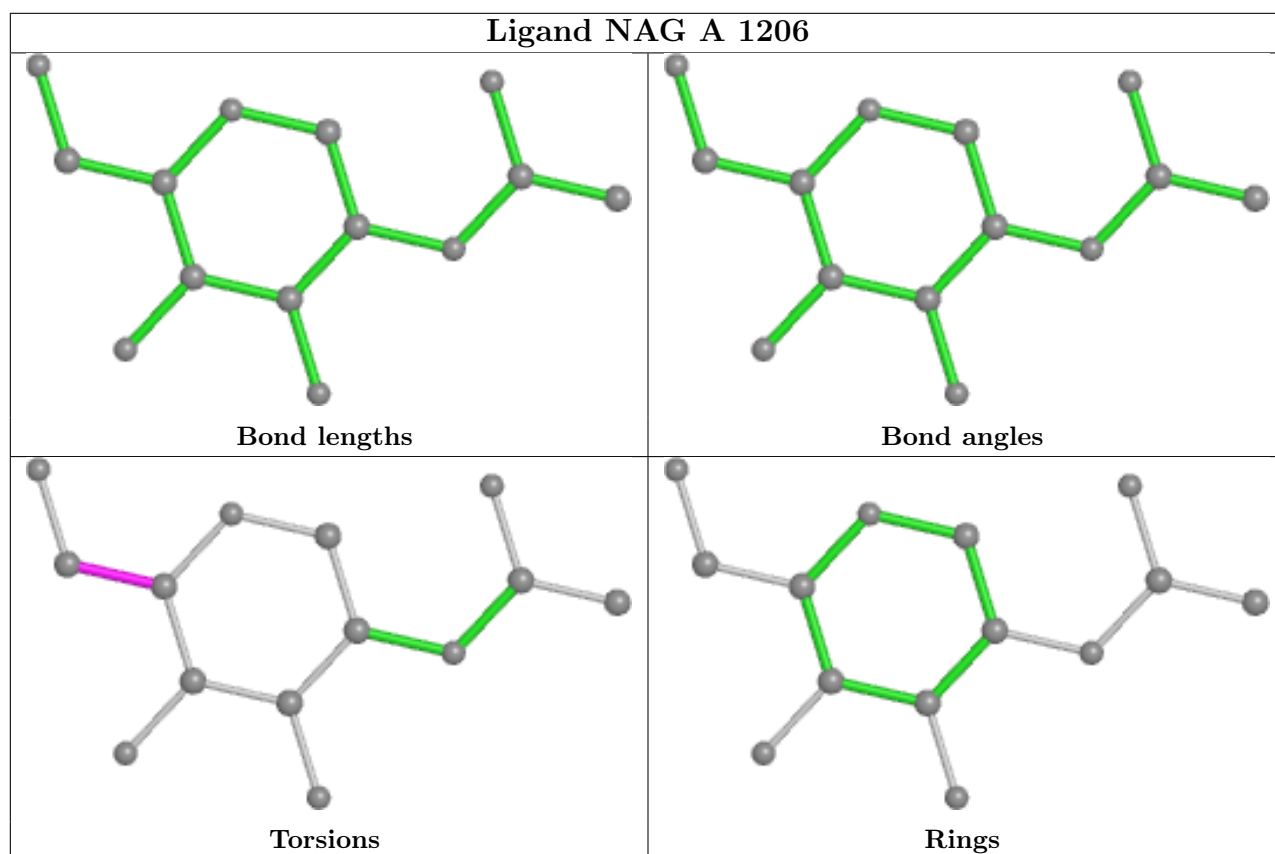
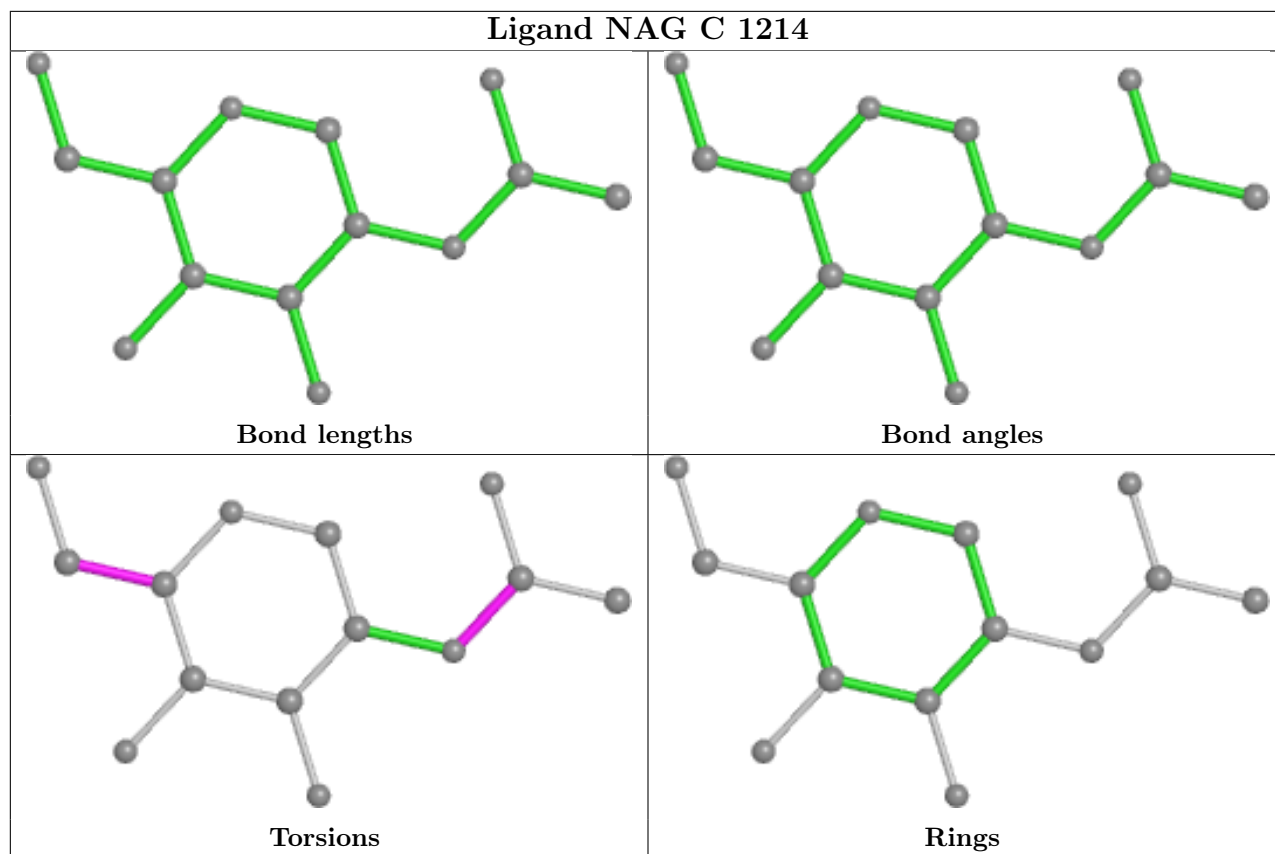


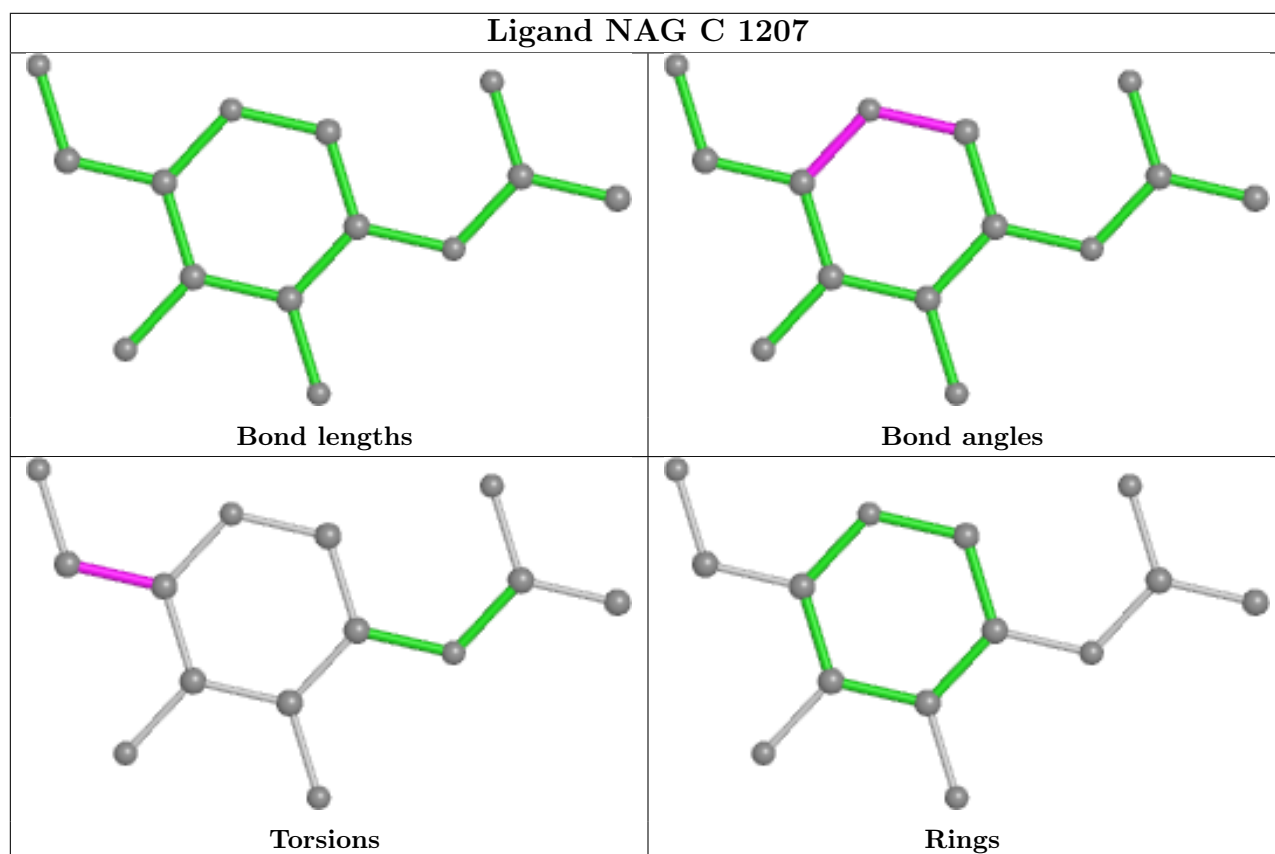
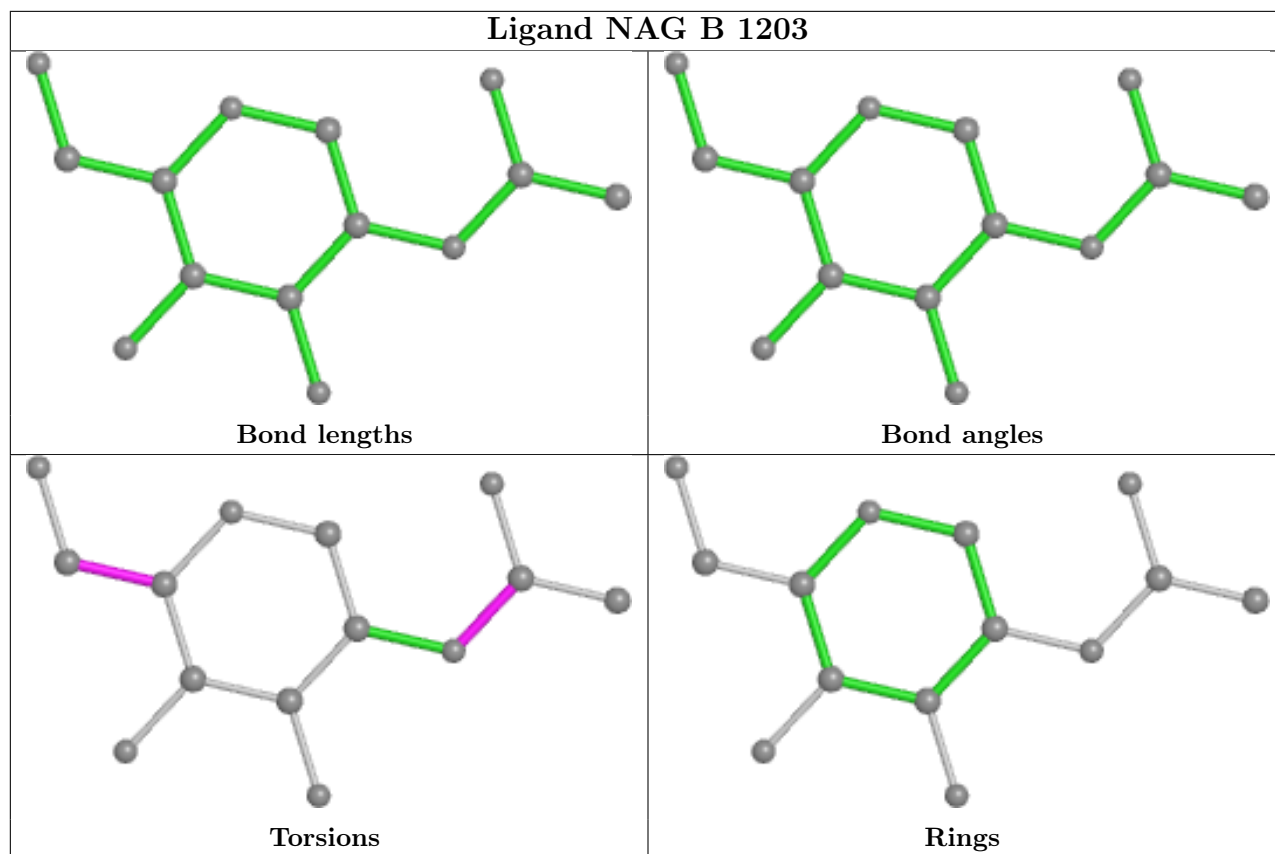




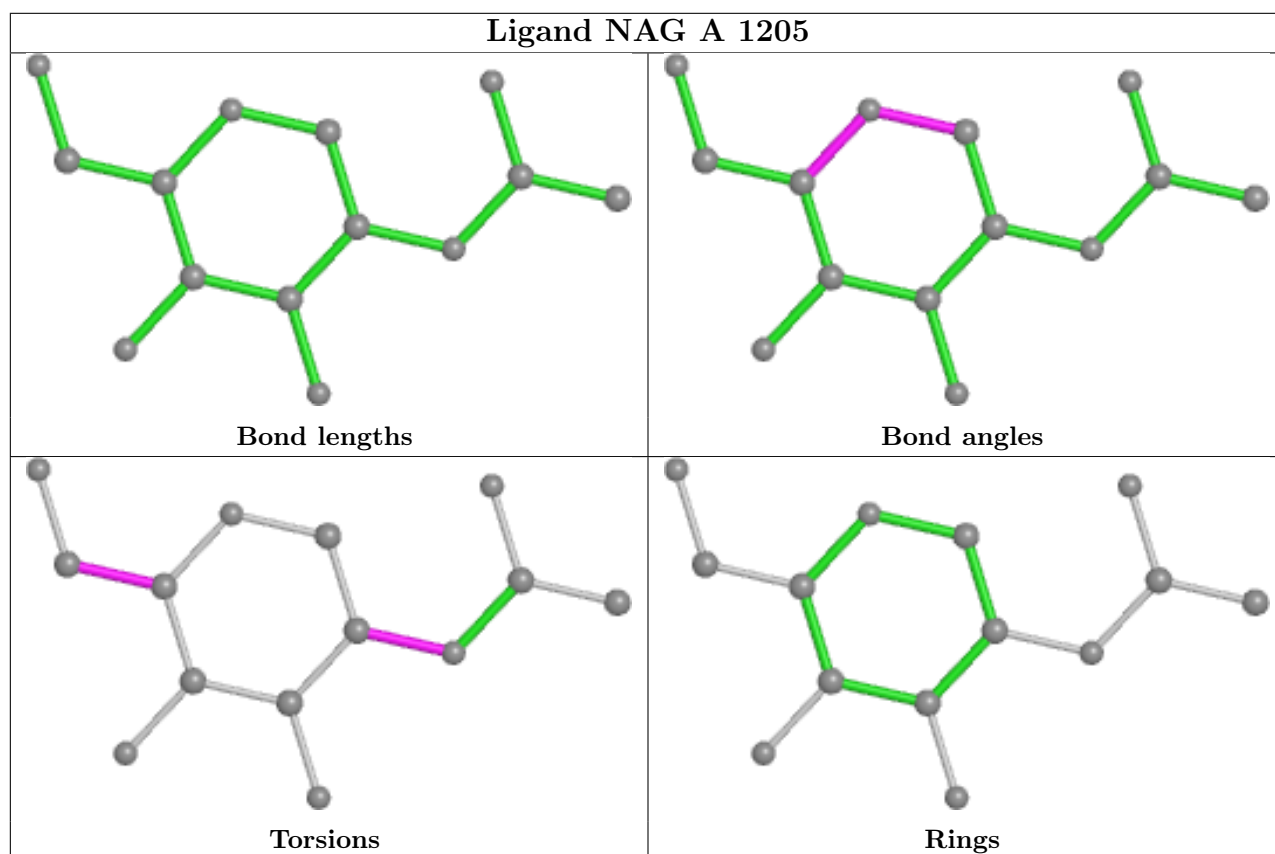
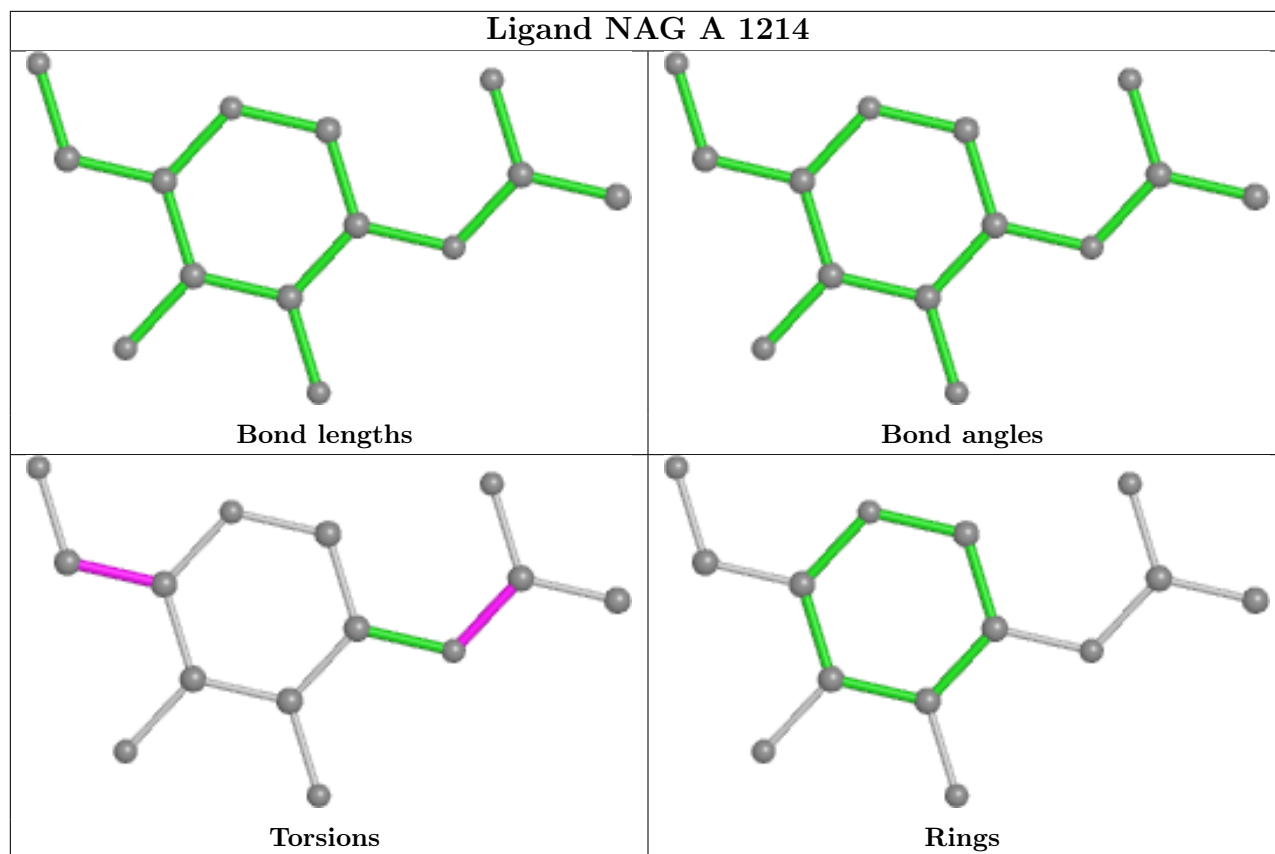


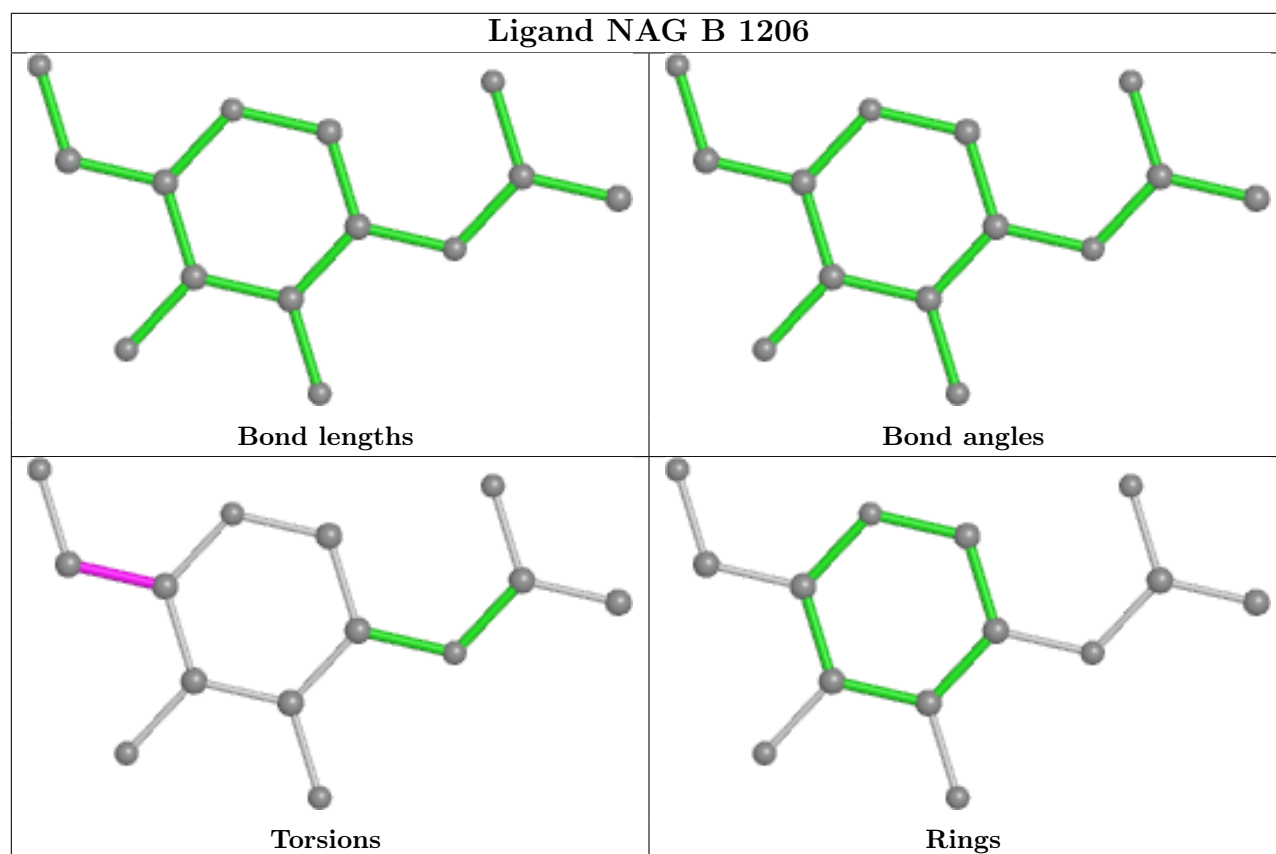
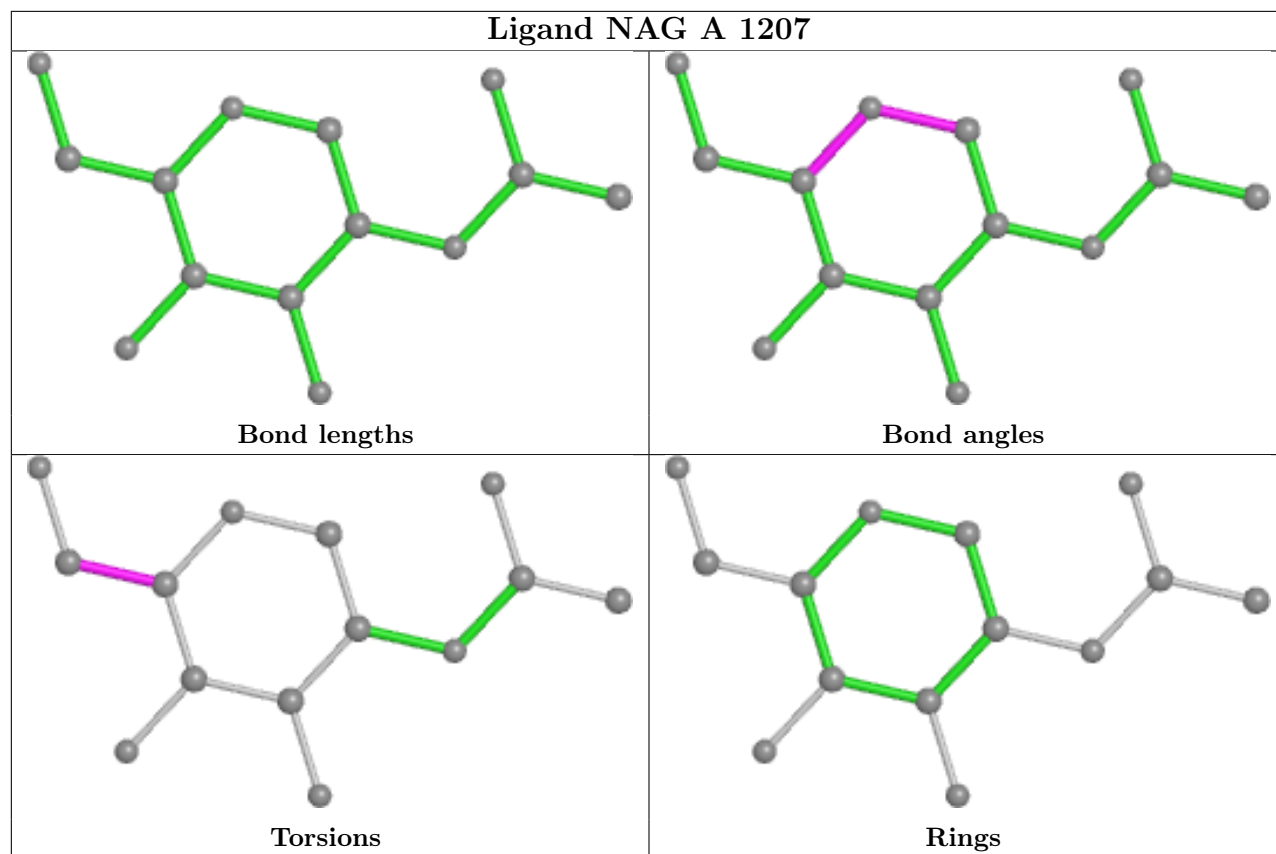












## 5.7 Other polymers [i](#)

There are no such residues in this entry.

## 5.8 Polymer linkage issues [i](#)

There are no chain breaks in this entry.

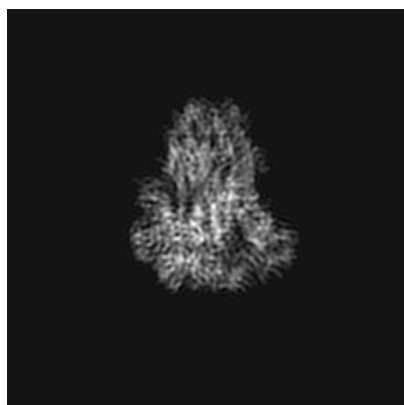
## 6 Map visualisation [i](#)

This section contains visualisations of the EMDB entry EMD-30497. These allow visual inspection of the internal detail of the map and identification of artifacts.

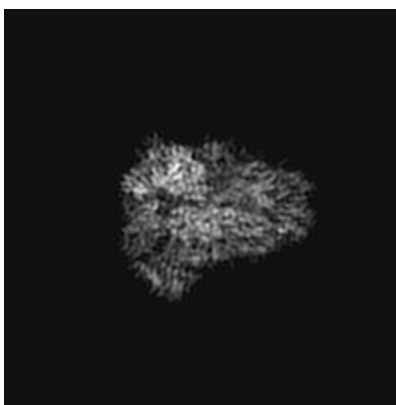
No raw map or half-maps were deposited for this entry and therefore no images, graphs, etc. pertaining to the raw map can be shown.

### 6.1 Orthogonal projections [i](#)

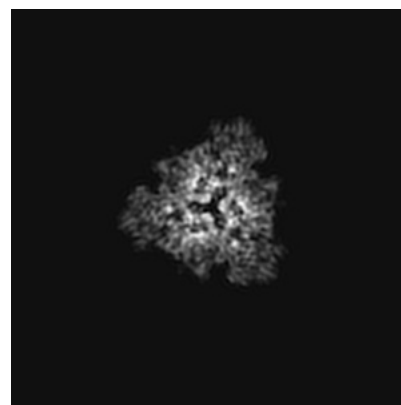
#### 6.1.1 Primary map



X



Y



Z

The images above show the map projected in three orthogonal directions.

### 6.2 Central slices [i](#)

#### 6.2.1 Primary map



X Index: 100



Y Index: 100



Z Index: 100

The images above show central slices of the map in three orthogonal directions.

## 6.3 Largest variance slices [i](#)

### 6.3.1 Primary map



X Index: 110



Y Index: 96

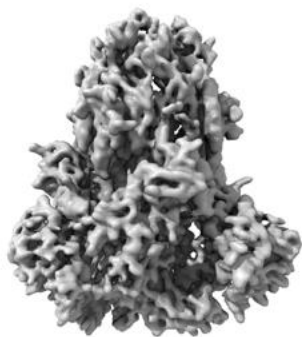


Z Index: 85

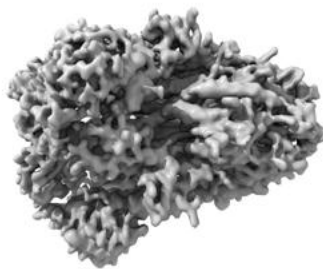
The images above show the largest variance slices of the map in three orthogonal directions.

## 6.4 Orthogonal surface views [i](#)

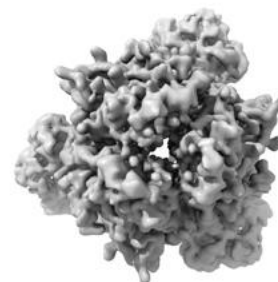
### 6.4.1 Primary map



X



Y



Z

The images above show the 3D surface view of the map at the recommended contour level 4.0. These images, in conjunction with the slice images, may facilitate assessment of whether an appropriate contour level has been provided.

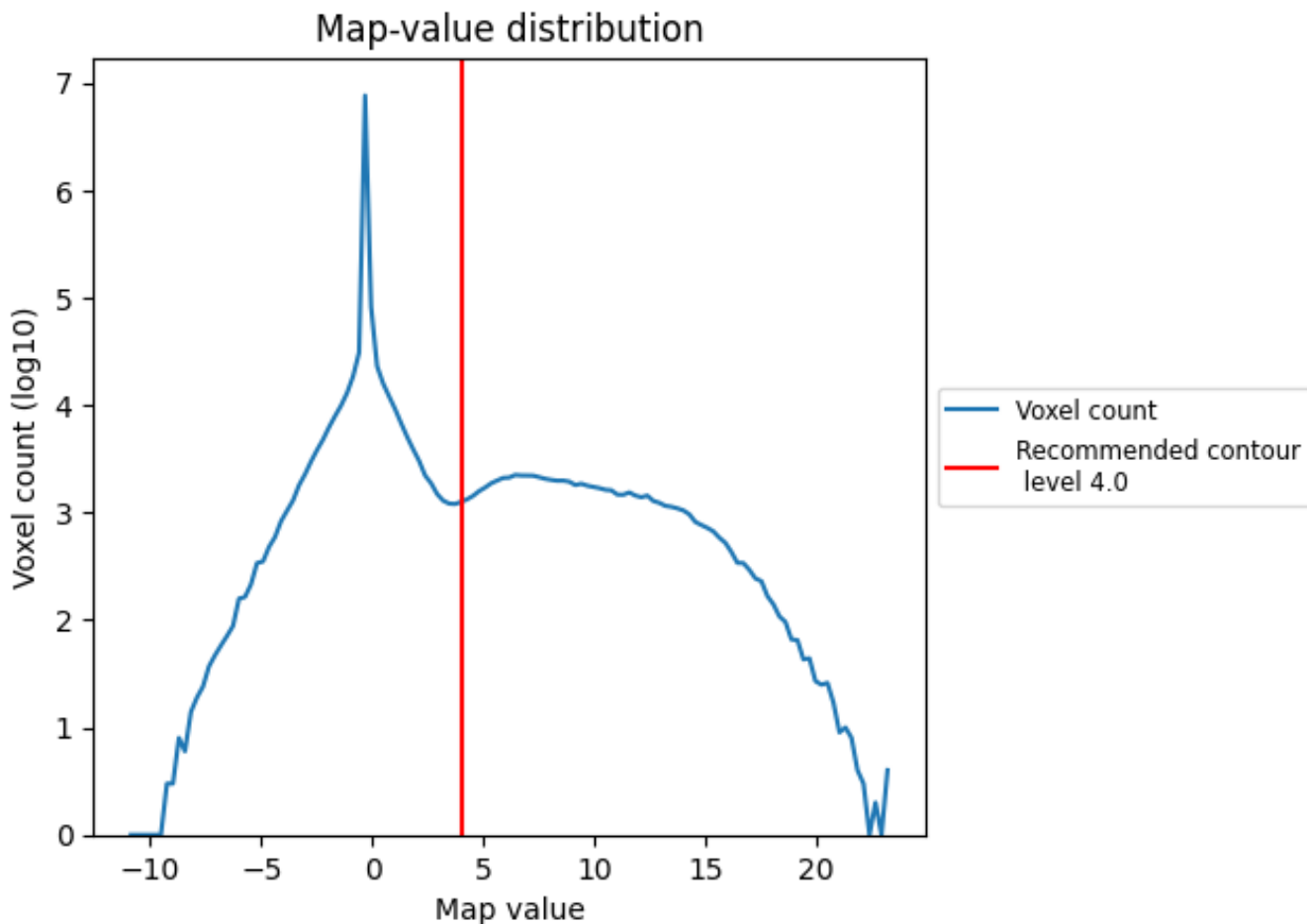
## 6.5 Mask visualisation

This section was not generated. No masks/segmentation were deposited.

## 7 Map analysis [i](#)

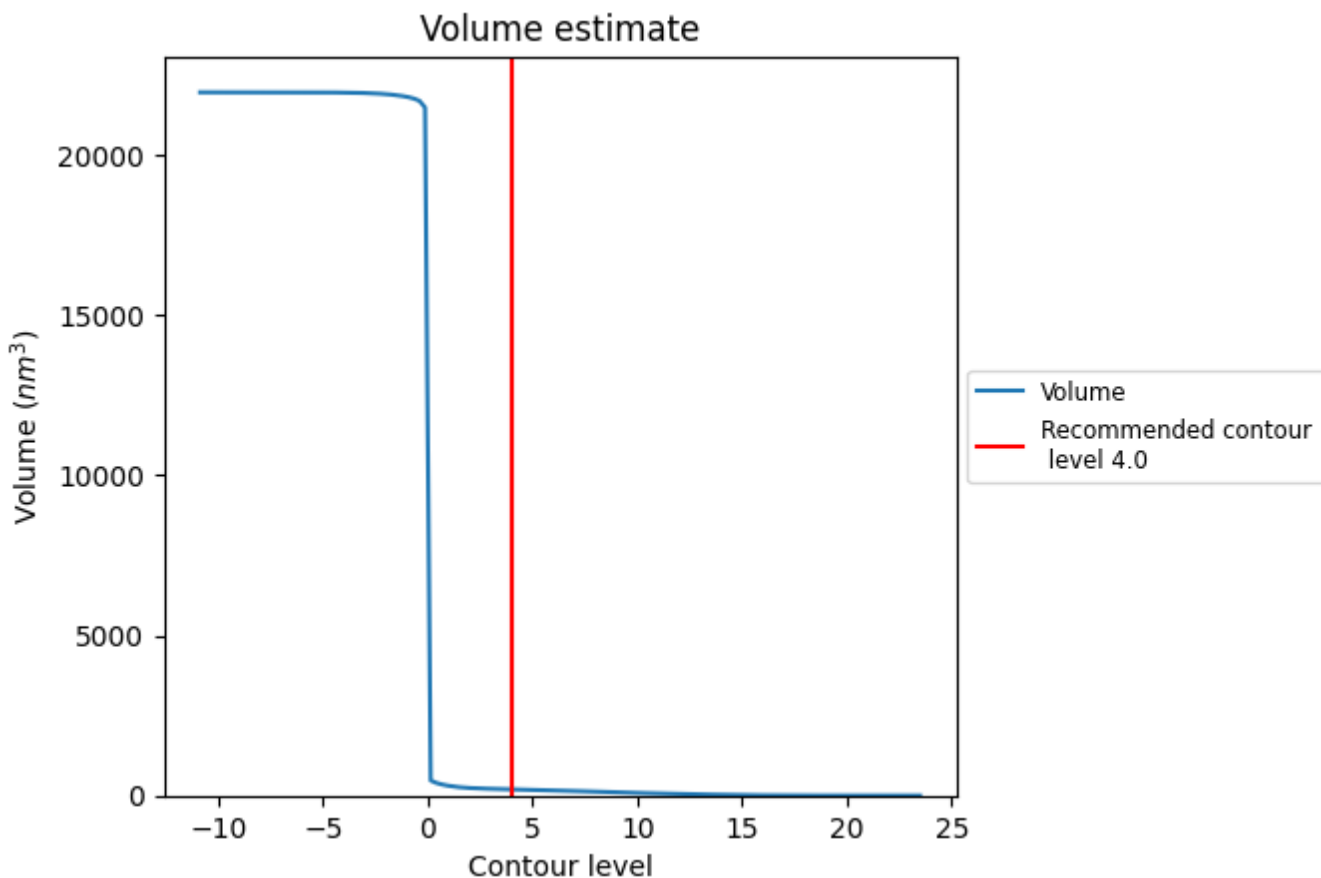
This section contains the results of statistical analysis of the map.

### 7.1 Map-value distribution [i](#)



The map-value distribution is plotted in 128 intervals along the x-axis. The y-axis is logarithmic. A spike in this graph at zero usually indicates that the volume has been masked.

## 7.2 Volume estimate [i](#)

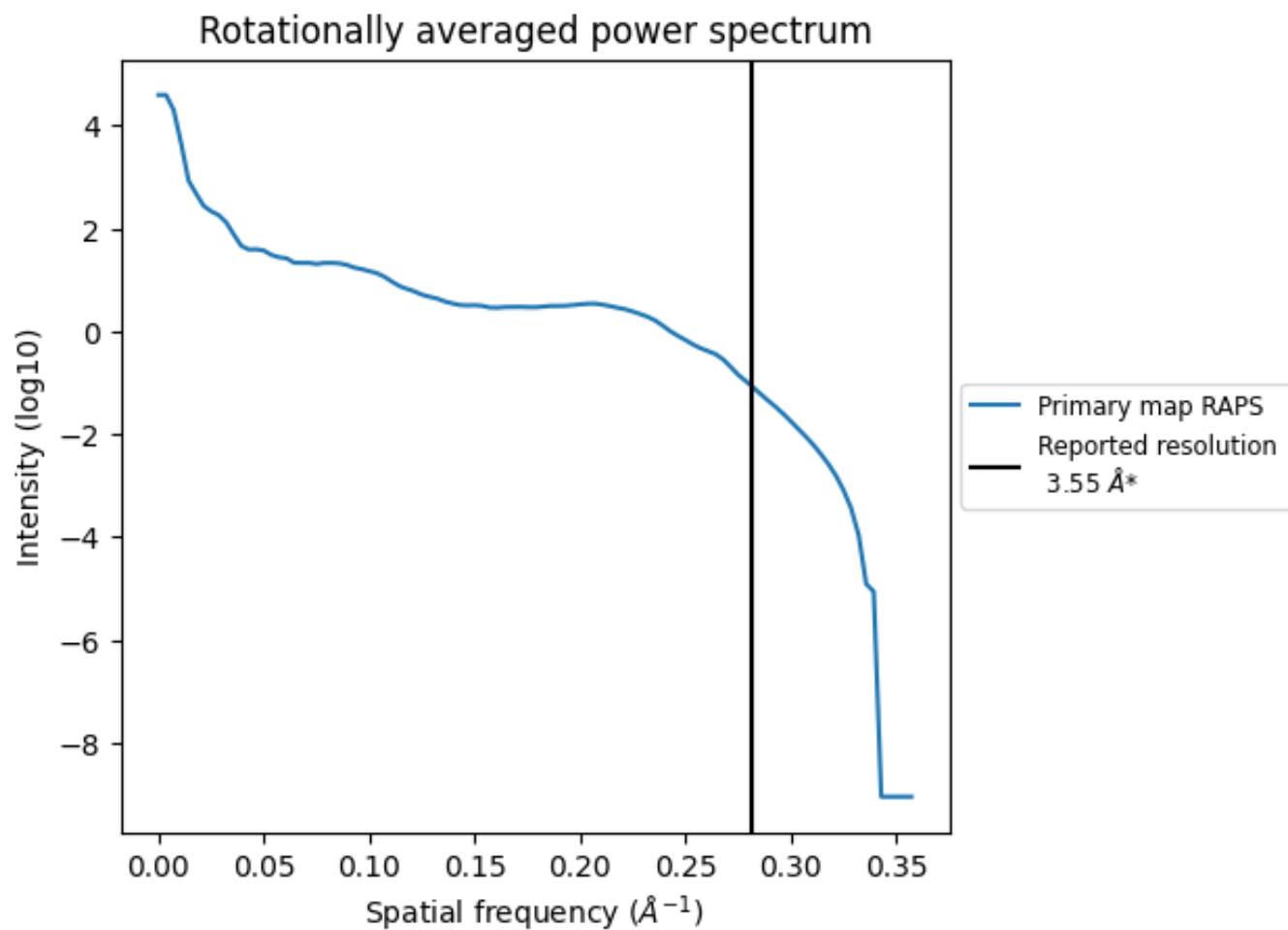


The volume at the recommended contour level is 198  $\text{nm}^3$ ; this corresponds to an approximate mass of 179 kDa.

The volume estimate graph shows how the enclosed volume varies with the contour level. The recommended contour level is shown as a vertical line and the intersection between the line and the curve gives the volume of the enclosed surface at the given level.



### 7.3 Rotationally averaged power spectrum i



\*Reported resolution corresponds to spatial frequency of 0.282 Å<sup>-1</sup>

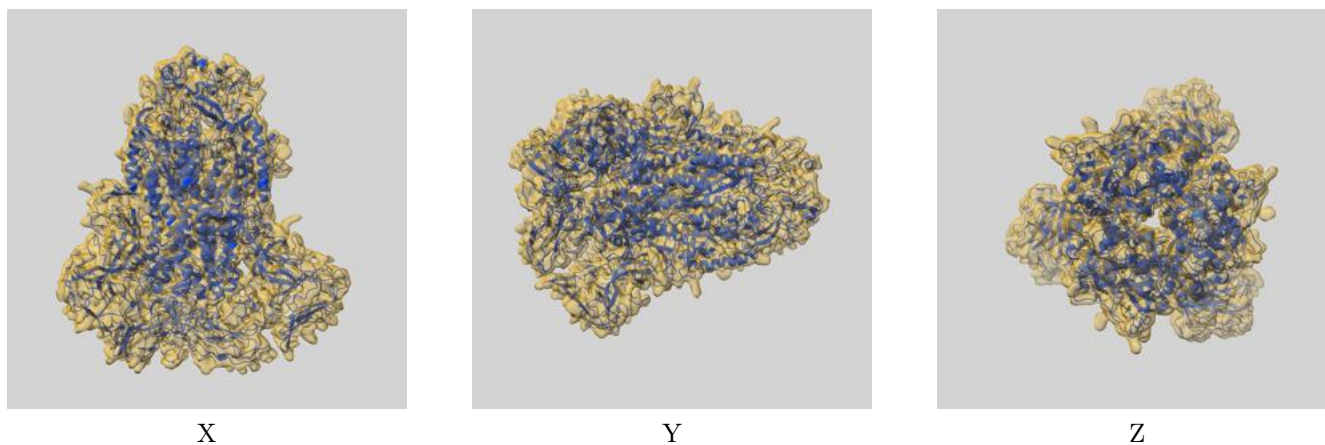
## 8 Fourier-Shell correlation

This section was not generated. No FSC curve or half-maps provided.

## 9 Map-model fit [i](#)

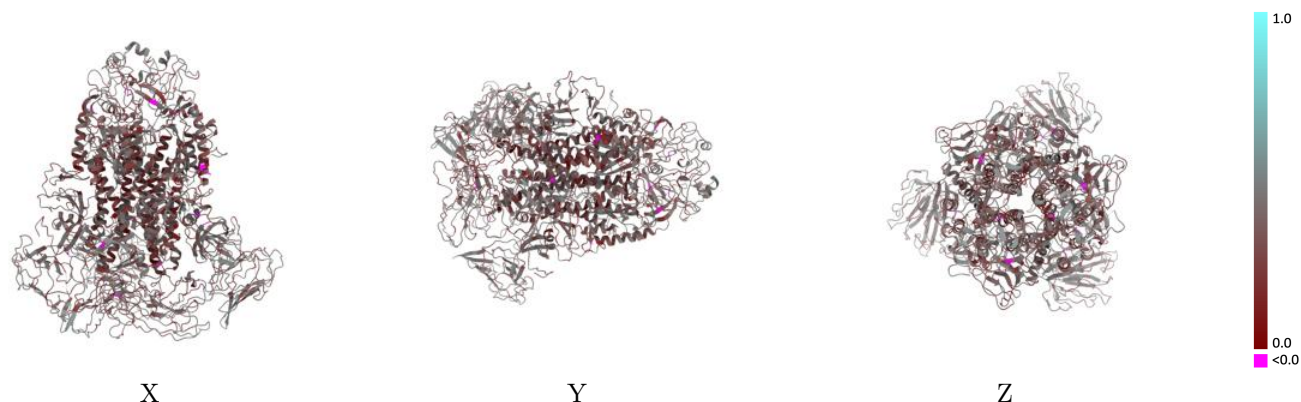
This section contains information regarding the fit between EMDB map EMD-30497 and PDB model 7CYD. Per-residue inclusion information can be found in section 3 on page 9.

### 9.1 Map-model overlay [i](#)



The images above show the 3D surface view of the map at the recommended contour level 4.0 at 50% transparency in yellow overlaid with a ribbon representation of the model coloured in blue. These images allow for the visual assessment of the quality of fit between the atomic model and the map.

## 9.2 Q-score mapped to coordinate model [i](#)



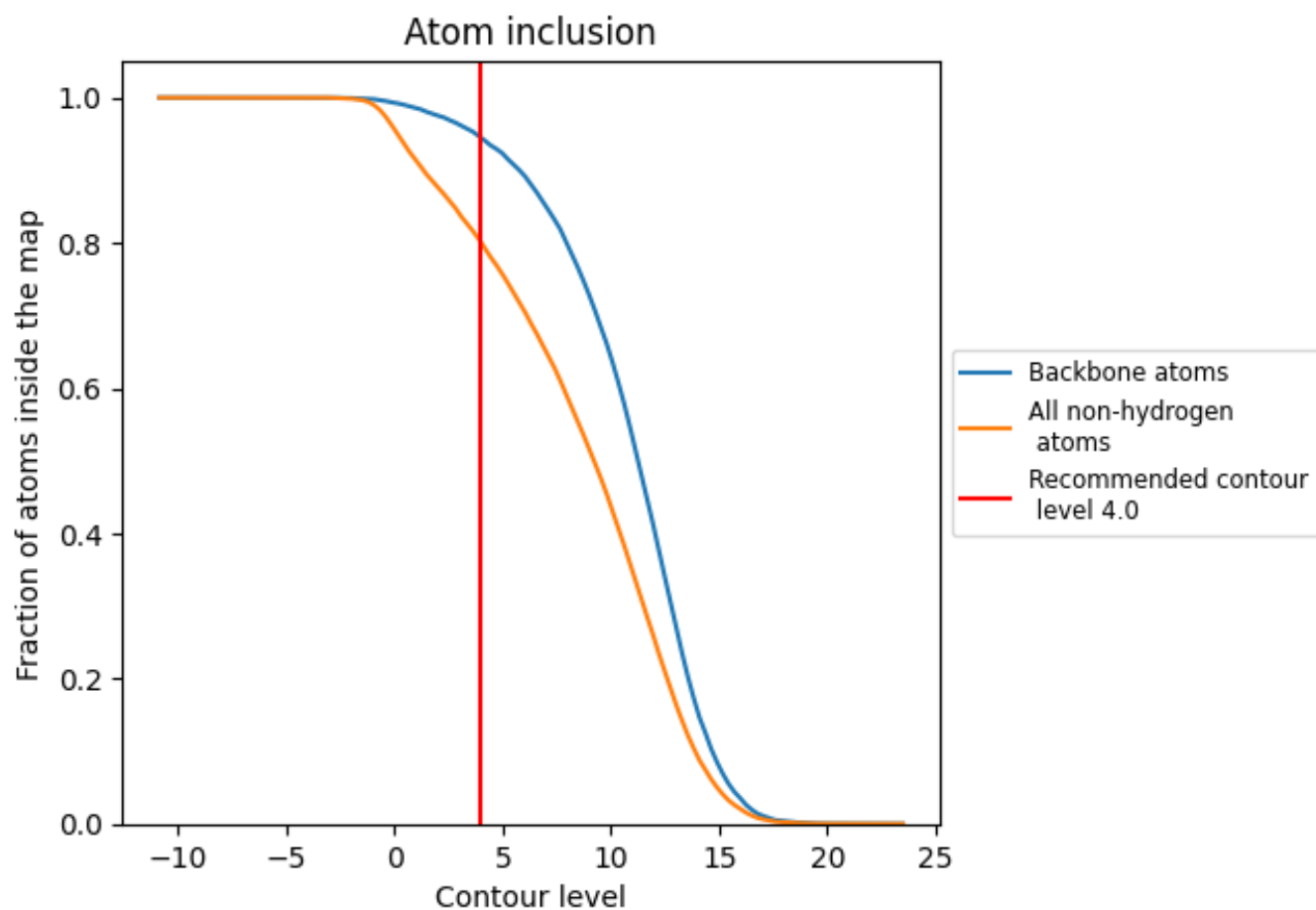
The images above show the model with each residue coloured according to its Q-score. This shows their resolvability in the map with higher Q-score values reflecting better resolvability. Please note: Q-score is calculating the resolvability of atoms, and thus high values are only expected at resolutions at which atoms can be resolved. Low Q-score values may therefore be expected for many entries.

## 9.3 Atom inclusion mapped to coordinate model [i](#)



The images above show the model with each residue coloured according to its atom inclusion. This shows to what extent they are inside the map at the recommended contour level (4.0).





















## 9.4 Atom inclusion [i](#)



At the recommended contour level, 94% of all backbone atoms, 80% of all non-hydrogen atoms, are inside the map.

## 9.5 Map-model fit summary [i](#)

The table lists the average atom inclusion at the recommended contour level (4.0) and Q-score for the entire model and for each chain.

Chain	Atom inclusion	Q-score
All	 0.8007	 0.3610
A	 0.8049	 0.3650
B	 0.8058	 0.3610
C	 0.8067	 0.3610
D	 0.5301	 0.2830
E	 0.4872	 0.2430
F	 0.4699	 0.2670
G	 0.4872	 0.2380
H	 0.5181	 0.2860
I	 0.5128	 0.2510

