



Full wwPDB EM Validation Report ⓘ

Nov 20, 2022 – 09:43 PM JST

PDB ID : 7COY
EMDB ID : EMD-30420
Title : Structure of the far-red light utilizing photosystem I of *Acaryochloris marina*
Authors : Kawakami, K.; Yonekura, K.; Hamaguchi, T.; Kashino, Y.; Shinzawa-Itoh, K.; Inoue-Kashino, N.; Itoh, S.; Ifuku, K.; Yamashita, E.
Deposited on : 2020-08-05
Resolution : 2.50 Å(reported)

This is a Full wwPDB EM Validation Report for a publicly released PDB entry.

We welcome your comments at validation@mail.wwpdb.org

A user guide is available at

<https://www.wwpdb.org/validation/2017/EMValidationReportHelp>

with specific help available everywhere you see the ⓘ symbol.

The types of validation reports are described at

<http://www.wwpdb.org/validation/2017/FAQs#types>.

The following versions of software and data (see [references ⓘ](#)) were used in the production of this report:

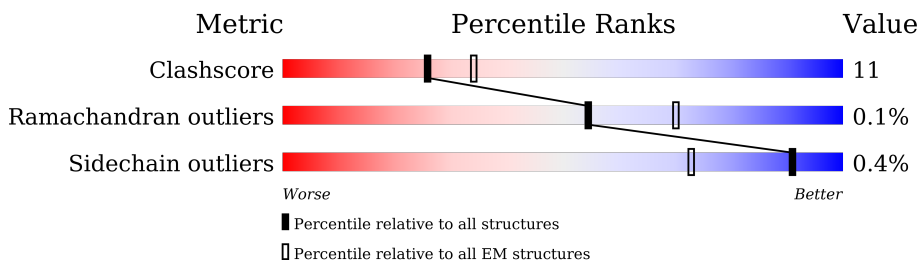
EMDB validation analysis : 0.0.1.dev43
Mogul : 1.8.5 (274361), CSD as541be (2020)
MolProbity : 4.02b-467
buster-report : 1.1.7 (2018)
Percentile statistics : 20191225.v01 (using entries in the PDB archive December 25th 2019)
MapQ : 1.9.9
Ideal geometry (proteins) : Engh & Huber (2001)
Ideal geometry (DNA, RNA) : Parkinson et al. (1996)
Validation Pipeline (wwPDB-VP) : 2.31.3

1 Overall quality at a glance

The following experimental techniques were used to determine the structure:
ELECTRON MICROSCOPY

The reported resolution of this entry is 2.50 Å.

Percentile scores (ranging between 0-100) for global validation metrics of the entry are shown in the following graphic. The table shows the number of entries on which the scores are based.



Metric	Whole archive (#Entries)	EM structures (#Entries)
Clashscore	158937	4297
Ramachandran outliers	154571	4023
Sidechain outliers	154315	3826

The table below summarises the geometric issues observed across the polymeric chains and their fit to the map. The red, orange, yellow and green segments of the bar indicate the fraction of residues that contain outliers for ≥ 3 , 2, 1 and 0 types of geometric quality criteria respectively. A grey segment represents the fraction of residues that are not modelled. The numeric value for each fraction is indicated below the corresponding segment, with a dot representing fractions $\leq 5\%$. The upper red bar (where present) indicates the fraction of residues that have poor fit to the EM map (all-atom inclusion $< 40\%$). The numeric value is given above the bar.

Mol	Chain	Length	Quality of chain
1	aA	753	
1	bA	753	
1	cA	753	
2	aB	736	
2	bB	736	
2	cB	736	
3	aC	81	
3	bC	81	

Continued on next page...

Continued from previous page...

Mol	Chain	Length	Quality of chain
3	cC	81	15% 98%
4	aD	139	35% 98%
4	bD	139	35% 98%
4	cD	139	37% 98%
5	aE	89	69% 75% 25%
5	bE	89	69% 75% 25%
5	cE	89	67% 75% 25%
6	aF	167	71% 79% 21%
6	bF	167	73% 79% 21%
6	cF	167	72% 79% 21%
7	aI	34	88% 12%
7	bI	34	88% 12%
7	cI	34	88% 12%
8	aJ	51	53% 69% 31%
8	bJ	51	57% 69% 31%
8	cJ	51	51% 69% 31%
9	aK	86	36% 38% 62%
9	bK	86	37% 38% 62%
9	cK	86	37% 38% 62%
10	aL	153	5% 94%
10	bL	153	5% 94%
10	cL	153	5% 94%
11	aM	31	23% 94% 6%
11	bM	31	23% 94% 6%
11	cM	31	26% 94% 6%

The following table lists non-polymeric compounds, carbohydrate monomers and non-standard residues in protein, DNA, RNA chains that are outliers for geometric or electron-density-fit criteria:

Mol	Type	Chain	Res	Chirality	Geometry	Clashes	Electron density
12	G9R	aA	3101	X	-	-	-
12	G9R	cA	3101	X	-	-	-
14	CL7	aA	3103	X	-	-	-
14	CL7	aA	3104	X	-	-	-
14	CL7	aA	3105	X	-	-	-
14	CL7	aA	3106	X	-	-	-
14	CL7	aA	3107	X	-	-	-
14	CL7	aA	3108	X	-	-	-
14	CL7	aA	3109	X	-	-	-
14	CL7	aA	3110	X	-	-	-
14	CL7	aA	3111	X	-	-	-
14	CL7	aA	3112	X	-	-	-
14	CL7	aA	3113	X	-	-	-
14	CL7	aA	3114	X	-	-	-
14	CL7	aA	3115	X	-	-	-
14	CL7	aA	3116	X	-	-	-
14	CL7	aA	3117	X	-	-	-
14	CL7	aA	3118	X	-	-	-
14	CL7	aA	3119	X	-	-	-
14	CL7	aA	3120	X	-	-	-
14	CL7	aA	3121	X	-	-	-
14	CL7	aA	3122	X	-	-	-
14	CL7	aA	3123	X	-	-	-
14	CL7	aA	3124	X	-	-	-
14	CL7	aA	3125	X	-	-	-
14	CL7	aA	3126	X	-	-	-
14	CL7	aA	3127	X	-	-	-
14	CL7	aA	3128	X	-	-	-
14	CL7	aA	3129	X	-	-	-
14	CL7	aA	3130	X	-	-	-
14	CL7	aA	3131	X	-	-	-
14	CL7	aA	3132	X	-	-	-
14	CL7	aA	3133	X	-	-	-
14	CL7	aA	3134	X	-	-	-
14	CL7	aA	3140	X	-	-	-
14	CL7	aA	3141	X	-	-	-
14	CL7	aA	3142	X	-	-	-
14	CL7	aA	3143	X	-	-	-
14	CL7	aA	3146	X	-	-	-
14	CL7	aB	3002	X	-	-	-

Continued on next page...

Continued from previous page...

Mol	Type	Chain	Res	Chirality	Geometry	Clashes	Electron density
14	CL7	aB	3003	X	-	-	-
14	CL7	aB	3005	X	-	-	-
14	CL7	aB	3006	X	-	-	-
14	CL7	aB	3007	X	-	-	-
14	CL7	aB	3008	X	-	-	-
14	CL7	aB	3009	X	-	-	-
14	CL7	aB	3010	X	-	-	-
14	CL7	aB	3011	X	-	-	-
14	CL7	aB	3012	X	-	-	-
14	CL7	aB	3013	X	-	-	-
14	CL7	aB	3014	X	-	-	-
14	CL7	aB	3015	X	-	-	-
14	CL7	aB	3016	X	-	-	-
14	CL7	aB	3017	X	-	-	-
14	CL7	aB	3018	X	-	-	-
14	CL7	aB	3019	X	-	-	-
14	CL7	aB	3020	X	-	-	-
14	CL7	aB	3021	X	-	-	-
14	CL7	aB	3022	X	-	-	-
14	CL7	aB	3023	X	-	-	-
14	CL7	aB	3024	X	-	-	-
14	CL7	aB	3025	X	-	-	-
14	CL7	aB	3026	X	-	-	-
14	CL7	aB	3030	X	-	-	-
14	CL7	aB	3031	X	-	-	-
14	CL7	aB	3032	X	-	-	-
14	CL7	aF	201	X	-	-	-
14	CL7	aJ	101	X	-	-	-
14	CL7	aK	101	X	-	-	-
14	CL7	aL	202	X	-	-	-
14	CL7	aL	203	X	-	-	-
14	CL7	aL	204	X	-	-	-
14	CL7	bA	3102	X	-	-	-
14	CL7	bA	3103	X	-	-	-
14	CL7	bA	3104	X	-	-	-
14	CL7	bA	3105	X	-	-	-
14	CL7	bA	3106	X	-	-	-
14	CL7	bA	3107	X	-	-	-
14	CL7	bA	3108	X	-	-	-
14	CL7	bA	3109	X	-	-	-
14	CL7	bA	3110	X	-	-	-
14	CL7	bA	3111	X	-	-	-

Continued on next page...

Continued from previous page...

Mol	Type	Chain	Res	Chirality	Geometry	Clashes	Electron density
14	CL7	bA	3112	X	-	-	-
14	CL7	bA	3113	X	-	-	-
14	CL7	bA	3114	X	-	-	-
14	CL7	bA	3115	X	-	-	-
14	CL7	bA	3116	X	-	-	-
14	CL7	bA	3117	X	-	-	-
14	CL7	bA	3118	X	-	-	-
14	CL7	bA	3119	X	-	-	-
14	CL7	bA	3120	X	-	-	-
14	CL7	bA	3121	X	-	-	-
14	CL7	bA	3122	X	-	-	-
14	CL7	bA	3123	X	-	-	-
14	CL7	bA	3124	X	-	-	-
14	CL7	bA	3125	X	-	-	-
14	CL7	bA	3126	X	-	-	-
14	CL7	bA	3127	X	-	-	-
14	CL7	bA	3128	X	-	-	-
14	CL7	bA	3129	X	-	-	-
14	CL7	bA	3130	X	-	-	-
14	CL7	bA	3131	X	-	-	-
14	CL7	bA	3132	X	-	-	-
14	CL7	bA	3133	X	-	-	-
14	CL7	bA	3139	X	-	-	-
14	CL7	bA	3140	X	-	-	-
14	CL7	bA	3141	X	-	-	-
14	CL7	bA	3142	X	-	-	-
14	CL7	bA	3145	X	-	-	-
14	CL7	bB	803	X	-	-	-
14	CL7	bB	804	X	-	-	-
14	CL7	bB	806	X	-	-	-
14	CL7	bB	807	X	-	-	-
14	CL7	bB	808	X	-	-	-
14	CL7	bB	809	X	-	-	-
14	CL7	bB	810	X	-	-	-
14	CL7	bB	811	X	-	-	-
14	CL7	bB	812	X	-	-	-
14	CL7	bB	813	X	-	-	-
14	CL7	bB	814	X	-	-	-
14	CL7	bB	815	X	-	-	-
14	CL7	bB	816	X	-	-	-
14	CL7	bB	817	X	-	-	-
14	CL7	bB	818	X	-	-	-

Continued on next page...

Continued from previous page...

Mol	Type	Chain	Res	Chirality	Geometry	Clashes	Electron density
14	CL7	bB	819	X	-	-	-
14	CL7	bB	820	X	-	-	-
14	CL7	bB	821	X	-	-	-
14	CL7	bB	822	X	-	-	-
14	CL7	bB	823	X	-	-	-
14	CL7	bB	824	X	-	-	-
14	CL7	bB	825	X	-	-	-
14	CL7	bB	826	X	-	-	-
14	CL7	bB	827	X	-	-	-
14	CL7	bB	831	X	-	-	-
14	CL7	bB	832	X	-	-	-
14	CL7	bB	833	X	-	-	-
14	CL7	bF	201	X	-	-	-
14	CL7	bJ	101	X	-	-	-
14	CL7	bK	101	X	-	-	-
14	CL7	bL	203	X	-	-	-
14	CL7	bL	204	X	-	-	-
14	CL7	bL	205	X	-	-	-
14	CL7	cA	3102	X	-	-	-
14	CL7	cA	3103	X	-	-	-
14	CL7	cA	3104	X	-	-	-
14	CL7	cA	3105	X	-	-	-
14	CL7	cA	3106	X	-	-	-
14	CL7	cA	3107	X	-	-	-
14	CL7	cA	3108	X	-	-	-
14	CL7	cA	3109	X	-	-	-
14	CL7	cA	3110	X	-	-	-
14	CL7	cA	3111	X	-	-	-
14	CL7	cA	3112	X	-	-	-
14	CL7	cA	3113	X	-	-	-
14	CL7	cA	3114	X	-	-	-
14	CL7	cA	3115	X	-	-	-
14	CL7	cA	3116	X	-	-	-
14	CL7	cA	3117	X	-	-	-
14	CL7	cA	3118	X	-	-	-
14	CL7	cA	3119	X	-	-	-
14	CL7	cA	3120	X	-	-	-
14	CL7	cA	3121	X	-	-	-
14	CL7	cA	3122	X	-	-	-
14	CL7	cA	3123	X	-	-	-
14	CL7	cA	3124	X	-	-	-
14	CL7	cA	3125	X	-	-	-

Continued on next page...

Continued from previous page...

Mol	Type	Chain	Res	Chirality	Geometry	Clashes	Electron density
14	CL7	cA	3126	X	-	-	-
14	CL7	cA	3127	X	-	-	-
14	CL7	cA	3128	X	-	-	-
14	CL7	cA	3129	X	-	-	-
14	CL7	cA	3130	X	-	-	-
14	CL7	cA	3131	X	-	-	-
14	CL7	cA	3132	X	-	-	-
14	CL7	cA	3133	X	-	-	-
14	CL7	cA	3139	X	-	-	-
14	CL7	cA	3140	X	-	-	-
14	CL7	cA	3141	X	-	-	-
14	CL7	cA	3142	X	-	-	-
14	CL7	cA	3144	X	-	-	-
14	CL7	cB	803	X	-	-	-
14	CL7	cB	804	X	-	-	-
14	CL7	cB	806	X	-	-	-
14	CL7	cB	807	X	-	-	-
14	CL7	cB	808	X	-	-	-
14	CL7	cB	809	X	-	-	-
14	CL7	cB	810	X	-	-	-
14	CL7	cB	811	X	-	-	-
14	CL7	cB	812	X	-	-	-
14	CL7	cB	813	X	-	-	-
14	CL7	cB	814	X	-	-	-
14	CL7	cB	815	X	-	-	-
14	CL7	cB	816	X	-	-	-
14	CL7	cB	817	X	-	-	-
14	CL7	cB	818	X	-	-	-
14	CL7	cB	819	X	-	-	-
14	CL7	cB	820	X	-	-	-
14	CL7	cB	821	X	-	-	-
14	CL7	cB	822	X	-	-	-
14	CL7	cB	823	X	-	-	-
14	CL7	cB	824	X	-	-	-
14	CL7	cB	825	X	-	-	-
14	CL7	cB	826	X	-	-	-
14	CL7	cB	827	X	-	-	-
14	CL7	cB	831	X	-	-	-
14	CL7	cB	832	X	-	-	-
14	CL7	cB	833	X	-	-	-
14	CL7	cF	201	X	-	-	-
14	CL7	cJ	101	X	-	-	-

Continued on next page...

Continued from previous page...

Mol	Type	Chain	Res	Chirality	Geometry	Clashes	Electron density
14	CL7	cK	101	X	-	-	-
14	CL7	cL	203	X	-	-	-
14	CL7	cL	204	X	-	-	-
14	CL7	cL	205	X	-	-	-

2 Entry composition [i](#)

There are 20 unique types of molecules in this entry. The entry contains 57966 atoms, of which 0 are hydrogens and 0 are deuteriums.

In the tables below, the AltConf column contains the number of residues with at least one atom in alternate conformation and the Trace column contains the number of residues modelled with at most 2 atoms.

- Molecule 1 is a protein called Photosystem I P700 chlorophyll a apoprotein A1.

Mol	Chain	Residues	Atoms					AltConf	Trace
			Total	C	N	O	S		
1	aA	685	Total	C	N	O	S	0	0
			5203	3384	909	886	24		
1	bA	685	Total	C	N	O	S	0	0
			5203	3384	909	886	24		
1	cA	685	Total	C	N	O	S	0	0
			5203	3384	909	886	24		

- Molecule 2 is a protein called Photosystem I P700 chlorophyll a apoprotein A2.

Mol	Chain	Residues	Atoms					AltConf	Trace
			Total	C	N	O	S		
2	aB	658	Total	C	N	O	S	0	0
			5007	3292	840	860	15		
2	bB	658	Total	C	N	O	S	0	0
			5007	3292	840	860	15		
2	cB	658	Total	C	N	O	S	0	0
			5007	3292	840	860	15		

- Molecule 3 is a protein called Photosystem I iron-sulfur center.

Mol	Chain	Residues	Atoms					AltConf	Trace
			Total	C	N	O	S		
3	aC	80	Total	C	N	O	S	0	0
			573	353	102	108	10		
3	bC	80	Total	C	N	O	S	0	0
			573	353	102	108	10		
3	cC	80	Total	C	N	O	S	0	0
			573	353	102	108	10		

- Molecule 4 is a protein called Photosystem I protein PsaD.

Mol	Chain	Residues	Atoms					AltConf	Trace
			Total	C	N	O	S		
4	aD	136	Total	C	N	O	S	0	0
			999	631	177	187	4		

Continued on next page...

Continued from previous page...

Mol	Chain	Residues	Atoms					AltConf	Trace
4	bD	136	Total	C	N	O	S	0	0
			999	631	177	187	4		
4	cD	136	Total	C	N	O	S	0	0
			999	631	177	187	4		

- Molecule 5 is a protein called Photosystem I reaction center subunit IV.

Mol	Chain	Residues	Atoms					AltConf	Trace
5	aE	67	Total	C	N	O	S	0	0
			375	230	70	75			
5	bE	67	Total	C	N	O	S	0	0
			375	230	70	75			
5	cE	67	Total	C	N	O	S	0	0
			375	230	70	75			

- Molecule 6 is a protein called Photosystem I protein Psaf.

Mol	Chain	Residues	Atoms					AltConf	Trace
6	aF	132	Total	C	N	O	S	0	0
			847	529	157	157	4		
6	bF	132	Total	C	N	O	S	0	0
			847	529	157	157	4		
6	cF	132	Total	C	N	O	S	0	0
			847	529	157	157	4		

- Molecule 7 is a protein called Photosystem I protein Psaf27.

Mol	Chain	Residues	Atoms					AltConf	Trace
7	aI	30	Total	C	N	O	S	0	0
			225	151	33	39	2		
7	bI	30	Total	C	N	O	S	0	0
			225	151	33	39	2		
7	cI	30	Total	C	N	O	S	0	0
			225	151	33	39	2		

- Molecule 8 is a protein called Photosystem I reaction center subunit IX.

Mol	Chain	Residues	Atoms				AltConf	Trace
8	aJ	35	Total	C	N	O	0	0
			264	184	39	41		
8	bJ	35	Total	C	N	O	0	0
			264	184	39	41		

Continued on next page...

Continued from previous page...

Mol	Chain	Residues	Atoms				AltConf	Trace
			Total	C	N	O		
8	cJ	35	264	184	39	41	0	0

- Molecule 9 is a protein called Photosystem I reaction center subunit PsaK.

Mol	Chain	Residues	Atoms				AltConf	Trace
			Total	C	N	O		
9	aK	33	161	95	33	33	0	0
9	bK	33	161	95	33	33	0	0
9	cK	33	161	95	33	33	0	0

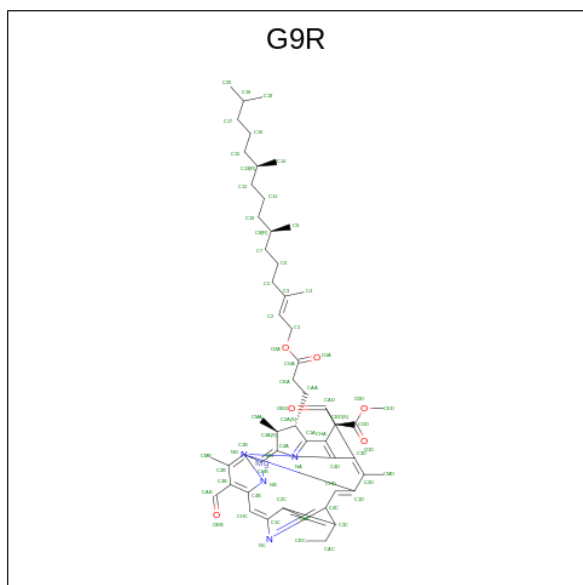
- Molecule 10 is a protein called Photosystem I protein PsaL.

Mol	Chain	Residues	Atoms					AltConf	Trace
			Total	C	N	O	S		
10	aL	147	999	638	168	189	4	0	0
10	bL	147	999	638	168	189	4	0	0
10	cL	147	999	638	168	189	4	0	0

- Molecule 11 is a protein called Photosystem I protein PsaM.

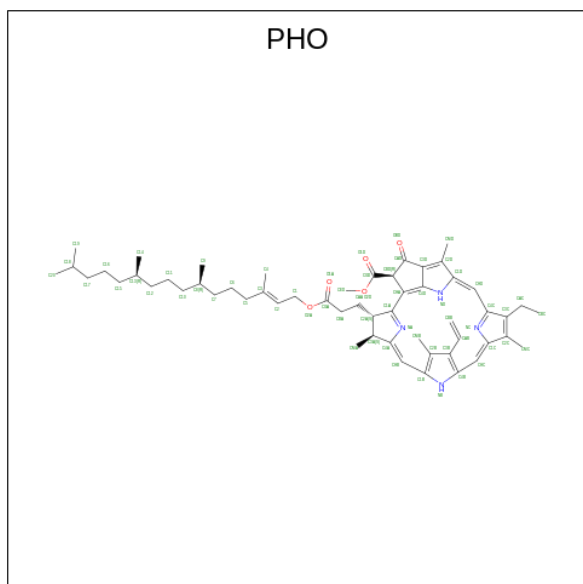
Mol	Chain	Residues	Atoms				AltConf	Trace
			Total	C	N	O		
11	aM	29	205	136	31	38	0	0
11	bM	29	205	136	31	38	0	0
11	cM	29	205	136	31	38	0	0

- Molecule 12 is CHLOROPHYLL D ISOMER (three-letter code: G9R) (formula: C₅₄H₇₀MgN₄O₆) (labeled as "Ligand of Interest" by depositor).



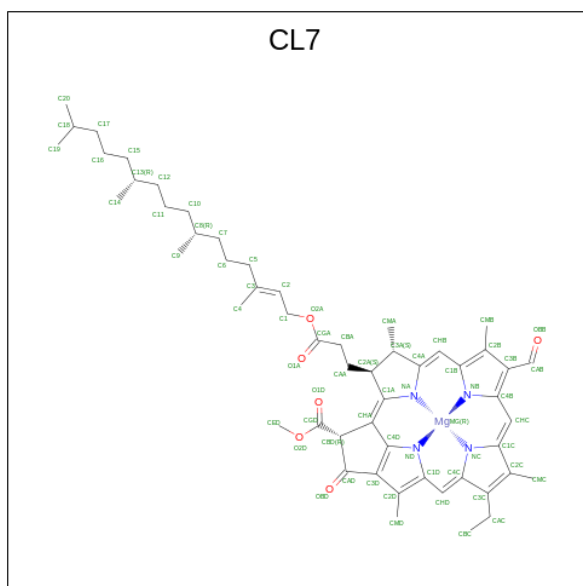
Mol	Chain	Residues	Atoms				AltConf	
			Total	C	Mg	N		O
12	aA	1	65	54	1	4	6	0
12	bA	1	65	54	1	4	6	0
12	cA	1	65	54	1	4	6	0

- Molecule 13 is PHEOPHYTIN A (three-letter code: PHO) (formula: $C_{55}H_{74}N_4O_5$) (labeled as "Ligand of Interest" by depositor).



Mol	Chain	Residues	Atoms				AltConf
			Total	C	N	O	
13	aA	1	Total 64	C 55	N 4	O 5	0
13	aB	1	Total 64	C 55	N 4	O 5	0
13	bB	1	Total 128	C 110	N 8	O 10	0
13	bB	1	Total 128	C 110	N 8	O 10	0
13	cB	1	Total 128	C 110	N 8	O 10	0
13	cB	1	Total 128	C 110	N 8	O 10	0

- Molecule 14 is CHLOROPHYLL D (three-letter code: CL7) (formula: $C_{54}H_{70}MgN_4O_6$) (labeled as "Ligand of Interest" by depositor).



Mol	Chain	Residues	Atoms					AltConf
			Total	C	Mg	N	O	
14	aA	1	Total 1862	C 1499	Mg 37	N 148	O 178	0
14	aA	1	Total 1862	C 1499	Mg 37	N 148	O 178	0
14	aA	1	Total 1862	C 1499	Mg 37	N 148	O 178	0
14	aA	1	Total 1862	C 1499	Mg 37	N 148	O 178	0
14	aA	1	Total 1862	C 1499	Mg 37	N 148	O 178	0

Continued on next page...

Continued from previous page...

Mol	Chain	Residues	Atoms					AltConf
			Total	C	Mg	N	O	
14	aA	1	Total 1862	C 1499	Mg 37	N 148	O 178	0
14	aA	1	Total 1862	C 1499	Mg 37	N 148	O 178	0
14	aA	1	Total 1862	C 1499	Mg 37	N 148	O 178	0
14	aA	1	Total 1862	C 1499	Mg 37	N 148	O 178	0
14	aA	1	Total 1862	C 1499	Mg 37	N 148	O 178	0
14	aA	1	Total 1862	C 1499	Mg 37	N 148	O 178	0
14	aA	1	Total 1862	C 1499	Mg 37	N 148	O 178	0
14	aA	1	Total 1862	C 1499	Mg 37	N 148	O 178	0
14	aA	1	Total 1862	C 1499	Mg 37	N 148	O 178	0
14	aA	1	Total 1862	C 1499	Mg 37	N 148	O 178	0
14	aA	1	Total 1862	C 1499	Mg 37	N 148	O 178	0
14	aA	1	Total 1862	C 1499	Mg 37	N 148	O 178	0
14	aB	1	Total 1410	C 1143	Mg 27	N 108	O 132	0
14	aB	1	Total 1410	C 1143	Mg 27	N 108	O 132	0
14	aB	1	Total 1410	C 1143	Mg 27	N 108	O 132	0
14	aB	1	Total 1410	C 1143	Mg 27	N 108	O 132	0
14	aB	1	Total 1410	C 1143	Mg 27	N 108	O 132	0
14	aB	1	Total 1410	C 1143	Mg 27	N 108	O 132	0
14	aB	1	Total 1410	C 1143	Mg 27	N 108	O 132	0
14	aB	1	Total 1410	C 1143	Mg 27	N 108	O 132	0
14	aB	1	Total 1410	C 1143	Mg 27	N 108	O 132	0
14	aB	1	Total 1410	C 1143	Mg 27	N 108	O 132	0

Continued on next page...

Continued from previous page...

Mol	Chain	Residues	Atoms					AltConf
			Total	C	Mg	N	O	
14	aB	1	Total 1410	C 1143	Mg 27	N 108	O 132	0
14	aB	1	Total 1410	C 1143	Mg 27	N 108	O 132	0
14	aB	1	Total 1410	C 1143	Mg 27	N 108	O 132	0
14	aB	1	Total 1410	C 1143	Mg 27	N 108	O 132	0
14	aB	1	Total 1410	C 1143	Mg 27	N 108	O 132	0
14	aB	1	Total 1410	C 1143	Mg 27	N 108	O 132	0
14	aB	1	Total 1410	C 1143	Mg 27	N 108	O 132	0
14	aB	1	Total 1410	C 1143	Mg 27	N 108	O 132	0
14	aB	1	Total 1410	C 1143	Mg 27	N 108	O 132	0
14	aB	1	Total 1410	C 1143	Mg 27	N 108	O 132	0
14	aB	1	Total 1410	C 1143	Mg 27	N 108	O 132	0
14	aB	1	Total 1410	C 1143	Mg 27	N 108	O 132	0
14	aB	1	Total 1410	C 1143	Mg 27	N 108	O 132	0
14	aB	1	Total 1410	C 1143	Mg 27	N 108	O 132	0
14	aB	1	Total 1410	C 1143	Mg 27	N 108	O 132	0
14	aB	1	Total 1410	C 1143	Mg 27	N 108	O 132	0
14	aB	1	Total 1410	C 1143	Mg 27	N 108	O 132	0
14	aF	1	Total 38	C 31	Mg 1	N 4	O 2	0
14	aJ	1	Total 42	C 33	Mg 1	N 4	O 4	0
14	aK	1	Total 37	C 30	Mg 1	N 4	O 2	0
14	aL	1	Total 172	C 141	Mg 3	N 12	O 16	0

Continued on next page...

Continued from previous page...

Mol	Chain	Residues	Atoms					AltConf
14	aL	1	Total	C	Mg	N	O	0
			172	141	3	12	16	
14	aL	1	Total	C	Mg	N	O	0
			172	141	3	12	16	
14	bA	1	Total	C	Mg	N	O	0
			1862	1499	37	148	178	
14	bA	1	Total	C	Mg	N	O	0
			1862	1499	37	148	178	
14	bA	1	Total	C	Mg	N	O	0
			1862	1499	37	148	178	
14	bA	1	Total	C	Mg	N	O	0
			1862	1499	37	148	178	
14	bA	1	Total	C	Mg	N	O	0
			1862	1499	37	148	178	
14	bA	1	Total	C	Mg	N	O	0
			1862	1499	37	148	178	
14	bA	1	Total	C	Mg	N	O	0
			1862	1499	37	148	178	
14	bA	1	Total	C	Mg	N	O	0
			1862	1499	37	148	178	
14	bA	1	Total	C	Mg	N	O	0
			1862	1499	37	148	178	
14	bA	1	Total	C	Mg	N	O	0
			1862	1499	37	148	178	
14	bA	1	Total	C	Mg	N	O	0
			1862	1499	37	148	178	
14	bA	1	Total	C	Mg	N	O	0
			1862	1499	37	148	178	
14	bA	1	Total	C	Mg	N	O	0
			1862	1499	37	148	178	
14	bA	1	Total	C	Mg	N	O	0
			1862	1499	37	148	178	
14	bA	1	Total	C	Mg	N	O	0
			1862	1499	37	148	178	
14	bA	1	Total	C	Mg	N	O	0
			1862	1499	37	148	178	
14	bA	1	Total	C	Mg	N	O	0
			1862	1499	37	148	178	

Continued on next page...

Continued from previous page...

Mol	Chain	Residues	Atoms					AltConf
			Total	C	Mg	N	O	
14	bA	1	Total 1862	C 1499	Mg 37	N 148	O 178	0
14	bA	1	Total 1862	C 1499	Mg 37	N 148	O 178	0
14	bA	1	Total 1862	C 1499	Mg 37	N 148	O 178	0
14	bA	1	Total 1862	C 1499	Mg 37	N 148	O 178	0
14	bA	1	Total 1862	C 1499	Mg 37	N 148	O 178	0
14	bA	1	Total 1862	C 1499	Mg 37	N 148	O 178	0
14	bA	1	Total 1862	C 1499	Mg 37	N 148	O 178	0
14	bA	1	Total 1862	C 1499	Mg 37	N 148	O 178	0
14	bA	1	Total 1862	C 1499	Mg 37	N 148	O 178	0
14	bA	1	Total 1862	C 1499	Mg 37	N 148	O 178	0
14	bA	1	Total 1862	C 1499	Mg 37	N 148	O 178	0
14	bA	1	Total 1862	C 1499	Mg 37	N 148	O 178	0
14	bA	1	Total 1862	C 1499	Mg 37	N 148	O 178	0
14	bA	1	Total 1862	C 1499	Mg 37	N 148	O 178	0
14	bA	1	Total 1862	C 1499	Mg 37	N 148	O 178	0
14	bA	1	Total 1862	C 1499	Mg 37	N 148	O 178	0
14	bA	1	Total 1862	C 1499	Mg 37	N 148	O 178	0
14	bA	1	Total 1862	C 1499	Mg 37	N 148	O 178	0
14	bB	1	Total 1410	C 1143	Mg 27	N 108	O 132	0
14	bB	1	Total 1410	C 1143	Mg 27	N 108	O 132	0
14	bB	1	Total 1410	C 1143	Mg 27	N 108	O 132	0

Continued on next page...

Continued from previous page...

Mol	Chain	Residues	Atoms					AltConf
			Total	C	Mg	N	O	
14	bB	1	Total 1410	C 1143	Mg 27	N 108	O 132	0
14	bB	1	Total 1410	C 1143	Mg 27	N 108	O 132	0
14	bB	1	Total 1410	C 1143	Mg 27	N 108	O 132	0
14	bF	1	Total 38	C 31	Mg 1	N 4	O 2	0
14	bJ	1	Total 42	C 33	Mg 1	N 4	O 4	0
14	bK	1	Total 37	C 30	Mg 1	N 4	O 2	0
14	bL	1	Total 172	C 141	Mg 3	N 12	O 16	0
14	bL	1	Total 172	C 141	Mg 3	N 12	O 16	0
14	bL	1	Total 172	C 141	Mg 3	N 12	O 16	0
14	cA	1	Total 1862	C 1499	Mg 37	N 148	O 178	0
14	cA	1	Total 1862	C 1499	Mg 37	N 148	O 178	0
14	cA	1	Total 1862	C 1499	Mg 37	N 148	O 178	0
14	cA	1	Total 1862	C 1499	Mg 37	N 148	O 178	0
14	cA	1	Total 1862	C 1499	Mg 37	N 148	O 178	0
14	cA	1	Total 1862	C 1499	Mg 37	N 148	O 178	0
14	cA	1	Total 1862	C 1499	Mg 37	N 148	O 178	0
14	cA	1	Total 1862	C 1499	Mg 37	N 148	O 178	0
14	cA	1	Total 1862	C 1499	Mg 37	N 148	O 178	0
14	cA	1	Total 1862	C 1499	Mg 37	N 148	O 178	0
14	cA	1	Total 1862	C 1499	Mg 37	N 148	O 178	0
14	cA	1	Total 1862	C 1499	Mg 37	N 148	O 178	0
14	cA	1	Total 1862	C 1499	Mg 37	N 148	O 178	0

Continued on next page...

Continued from previous page...

Mol	Chain	Residues	Atoms					AltConf
14	cB	1	Total	C	Mg	N	O	0
			1410	1143	27	108	132	
14	cB	1	Total	C	Mg	N	O	0
			1410	1143	27	108	132	
14	cB	1	Total	C	Mg	N	O	0
			1410	1143	27	108	132	
14	cB	1	Total	C	Mg	N	O	0
			1410	1143	27	108	132	
14	cB	1	Total	C	Mg	N	O	0
			1410	1143	27	108	132	
14	cB	1	Total	C	Mg	N	O	0
			1410	1143	27	108	132	
14	cB	1	Total	C	Mg	N	O	0
			1410	1143	27	108	132	
14	cB	1	Total	C	Mg	N	O	0
			1410	1143	27	108	132	
14	cB	1	Total	C	Mg	N	O	0
			1410	1143	27	108	132	
14	cF	1	Total	C	Mg	N	O	0
			38	31	1	4	2	
14	cJ	1	Total	C	Mg	N	O	0
			42	33	1	4	4	
14	cK	1	Total	C	Mg	N	O	0
			37	30	1	4	2	
14	cL	1	Total	C	Mg	N	O	0
			172	141	3	12	16	
14	cL	1	Total	C	Mg	N	O	0
			172	141	3	12	16	
14	cL	1	Total	C	Mg	N	O	0
			172	141	3	12	16	

- Molecule 15 is UNKNOWN LIGAND (three-letter code: UNL) (formula:) (labeled as "Ligand of Interest" by depositor).

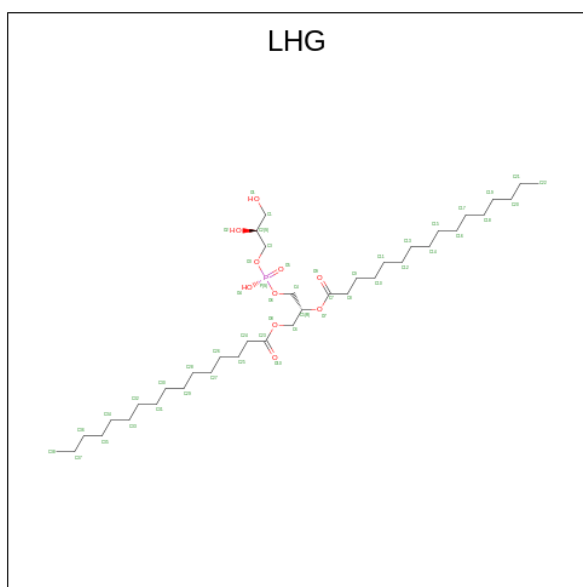
Mol	Chain	Residues	Atoms		AltConf
15	aA	4	Total	C	0
			150	150	
15	aB	3	Total	C	0
			120	120	
15	aI	2	Total	C	0
			80	80	

Continued on next page...

Continued from previous page...

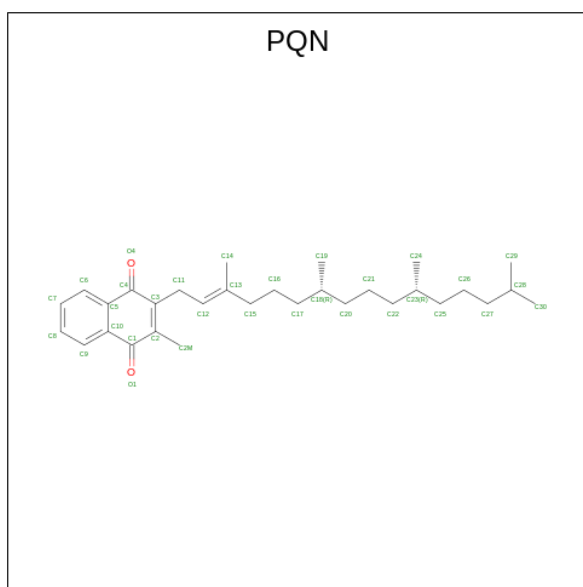
Mol	Chain	Residues	Atoms	AltConf
15	aJ	1	Total C 40 40	0
15	aL	2	Total C 80 80	0
15	bA	4	Total C 150 150	0
15	bB	3	Total C 120 120	0
15	bI	2	Total C 80 80	0
15	bJ	1	Total C 40 40	0
15	bL	2	Total C 80 80	0
15	cA	3	Total C 110 110	0
15	cB	3	Total C 120 120	0
15	cF	1	Total C 40 40	0
15	cI	2	Total C 80 80	0
15	cJ	1	Total C 40 40	0
15	cL	2	Total C 80 80	0

- Molecule 16 is 1,2-DIPALMITOYL-PHOSPHATIDYL-GLYCEROLE (three-letter code: LHG) (formula: $C_{38}H_{75}O_{10}P$) (labeled as "Ligand of Interest" by depositor).



Mol	Chain	Residues	Atoms				AltConf
			Total	C	O	P	
16	aA	1	70	50	18	2	0
16	aA	1	70	50	18	2	0
16	bA	1	70	50	18	2	0
16	bA	1	70	50	18	2	0
16	cA	1	70	50	18	2	0
16	cA	1	70	50	18	2	0

- Molecule 17 is PHYLLOQUINONE (three-letter code: PQN) (formula: $C_{31}H_{46}O_2$) (labeled as "Ligand of Interest" by depositor).



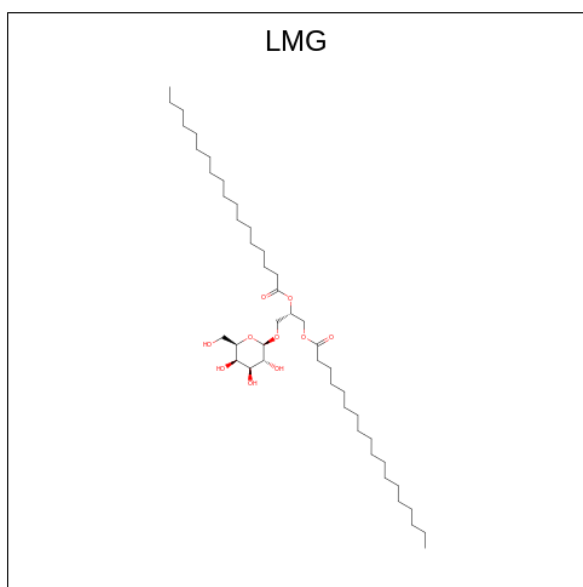
Mol	Chain	Residues	Atoms			AltConf
17	aA	1	Total	C	O	0
			33	31	2	
17	aB	1	Total	C	O	0
			33	31	2	
17	bA	1	Total	C	O	0
			33	31	2	
17	bB	1	Total	C	O	0
			33	31	2	
17	cA	1	Total	C	O	0
			33	31	2	
17	cB	1	Total	C	O	0
			33	31	2	

- Molecule 18 is IRON/SULFUR CLUSTER (three-letter code: SF4) (formula: Fe₄S₄) (labeled as "Ligand of Interest" by depositor).



Mol	Chain	Residues	Atoms			AltConf
			Total	Fe	S	
18	aB	1	8	4	4	0
18	aC	1	16	8	8	0
18	aC	1	16	8	8	0
18	bB	1	8	4	4	0
18	bC	1	16	8	8	0
18	bC	1	16	8	8	0
18	cB	1	8	4	4	0
18	cC	1	16	8	8	0
18	cC	1	16	8	8	0

- Molecule 19 is 1,2-DISTEAROYL-MONOGALACTOSYL-DIGLYCERIDE (three-letter code: LMG) (formula: C₄₅H₈₆O₁₀) (labeled as "Ligand of Interest" by depositor).



Mol	Chain	Residues	Atoms			AltConf
			Total	C	O	
19	aB	1	52	42	10	0
19	bB	1	52	42	10	0
19	cB	1	52	42	10	0


- Molecule 20 is water.

Mol	Chain	Residues	Atoms		AltConf
			Total	O	
20	aA	13	13	13	0
20	aB	12	12	12	0
20	aL	3	3	3	0
20	bA	12	12	12	0
20	bB	13	13	13	0
20	bL	3	3	3	0
20	cA	13	13	13	0
20	cB	12	12	12	0
20	cL	3	3	3	0

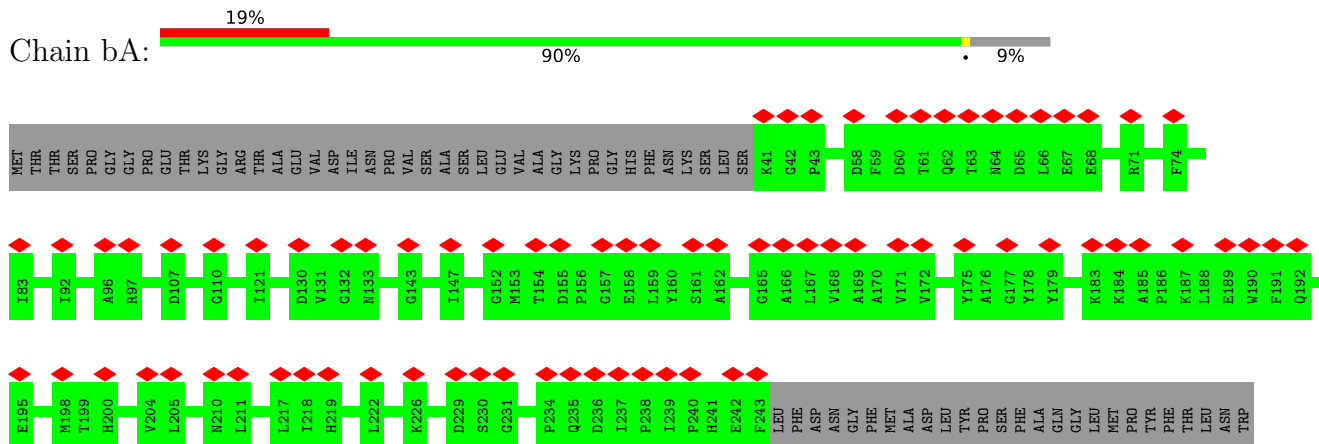
3 Residue-property plots

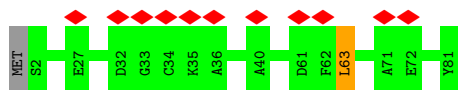
These plots are drawn for all protein, RNA, DNA and oligosaccharide chains in the entry. The first graphic for a chain summarises the proportions of the various outlier classes displayed in the second graphic. The second graphic shows the sequence view annotated by issues in geometry and atom inclusion in map density. Residues are color-coded according to the number of geometric quality criteria for which they contain at least one outlier: green = 0, yellow = 1, orange = 2 and red = 3 or more. A red diamond above a residue indicates a poor fit to the EM map for this residue (all-atom inclusion < 40%). Stretches of 2 or more consecutive residues without any outlier are shown as a green connector. Residues present in the sample, but not in the model, are shown in grey.

- Molecule 1: Photosystem I P700 chlorophyll a apoprotein A1

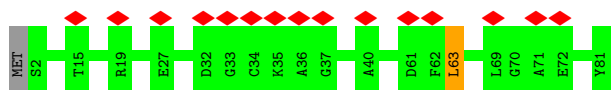


- Molecule 1: Photosystem I P700 chlorophyll a apoprotein A1

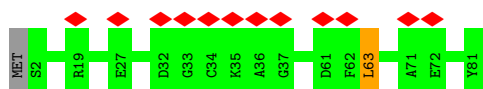




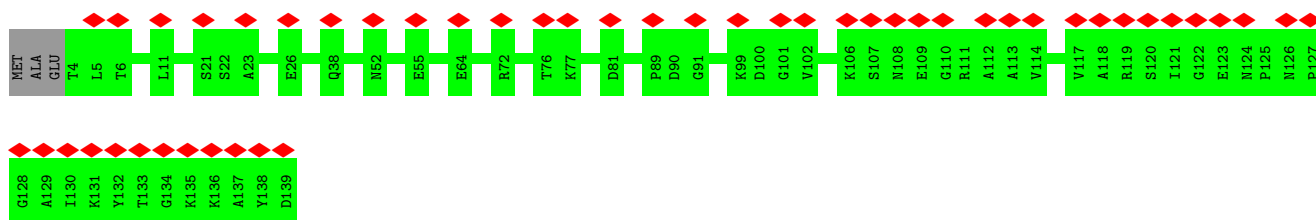
• Molecule 3: Photosystem I iron-sulfur center



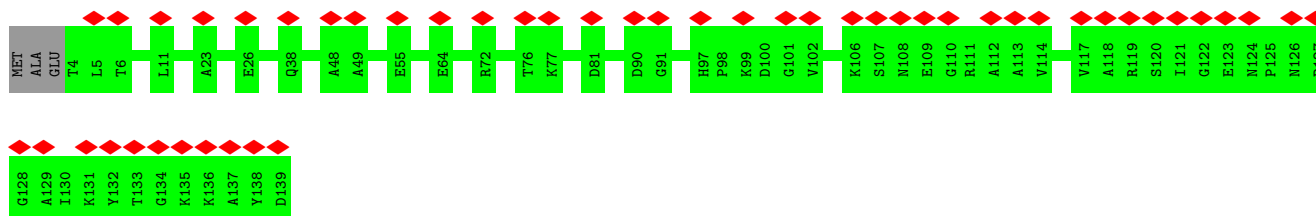
• Molecule 3: Photosystem I iron-sulfur center



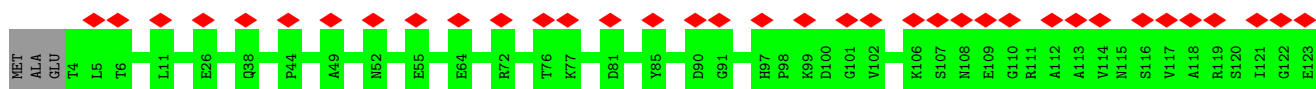
• Molecule 4: Photosystem I protein PsaD

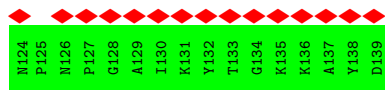


• Molecule 4: Photosystem I protein PsaD

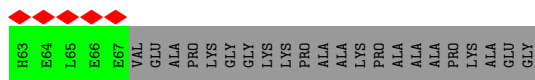
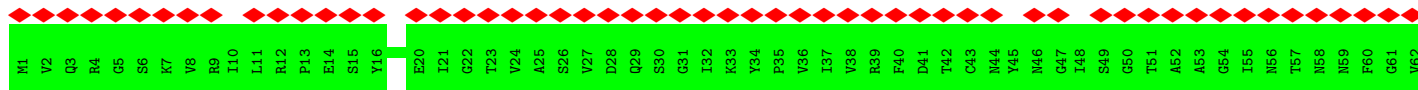
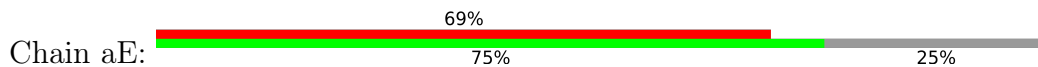


• Molecule 4: Photosystem I protein PsaD

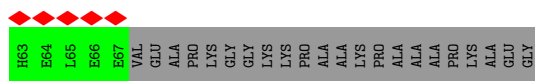
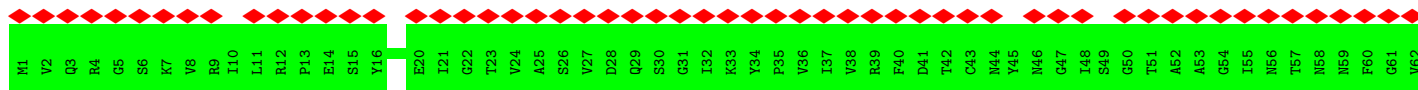
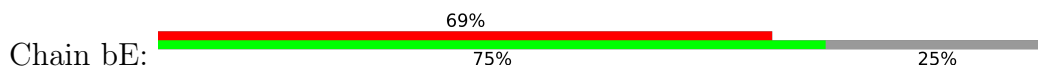




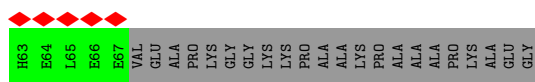
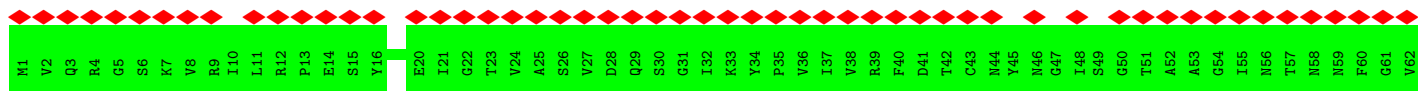
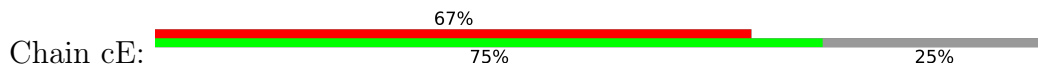
• Molecule 5: Photosystem I reaction center subunit IV



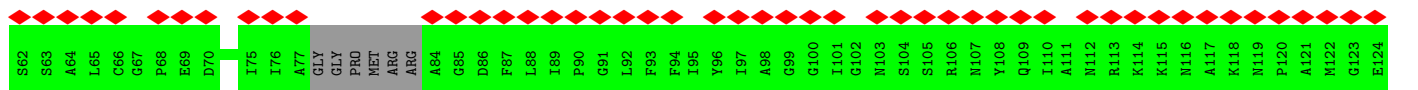
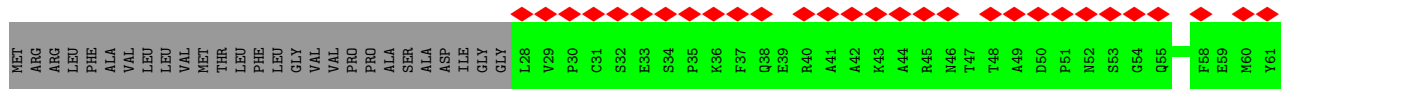
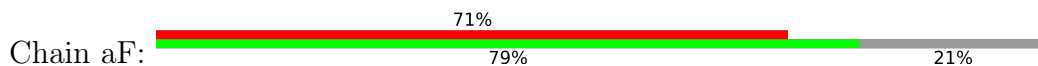
• Molecule 5: Photosystem I reaction center subunit IV

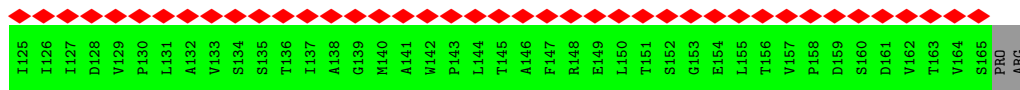


• Molecule 5: Photosystem I reaction center subunit IV

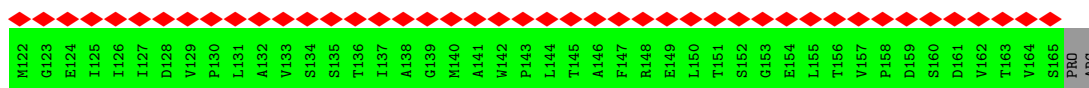
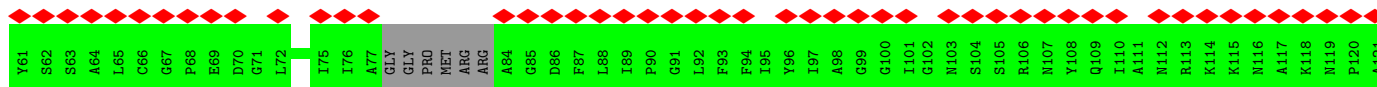
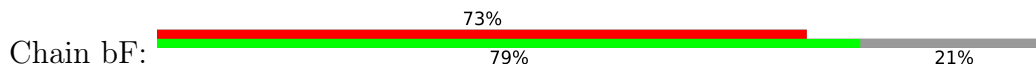


• Molecule 6: Photosystem I protein PsaF

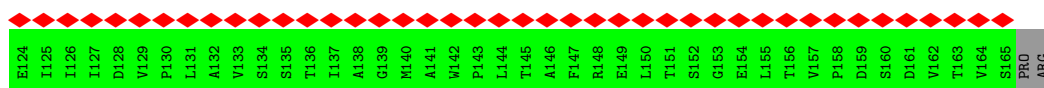
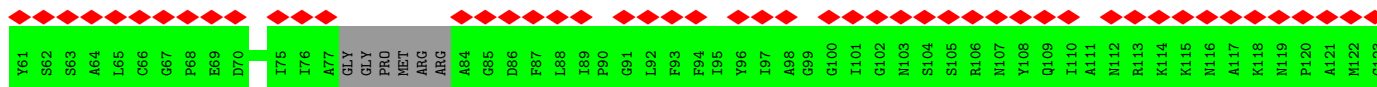
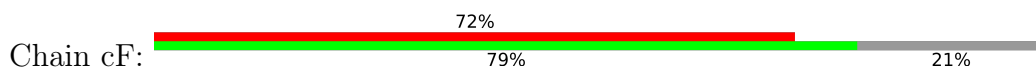




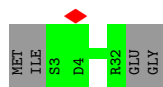
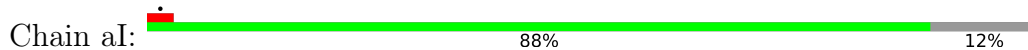
• Molecule 6: Photosystem I protein PsaF



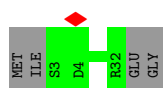
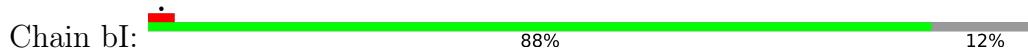
• Molecule 6: Photosystem I protein PsaF



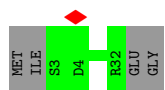
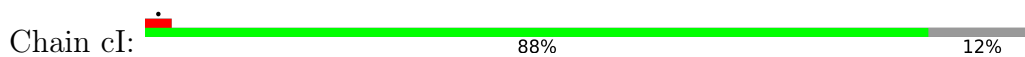
• Molecule 7: Photosystem I protein Psa27



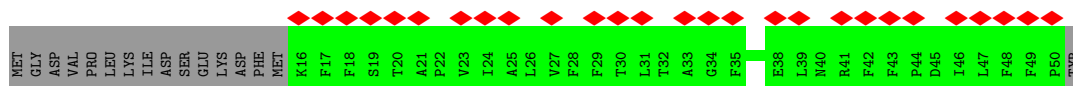
• Molecule 7: Photosystem I protein Psa27



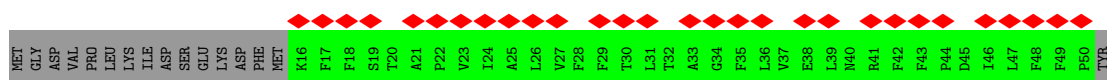
• Molecule 7: Photosystem I protein Psa27



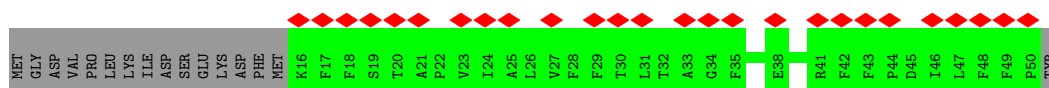
• Molecule 8: Photosystem I reaction center subunit IX



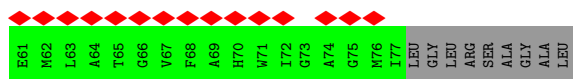
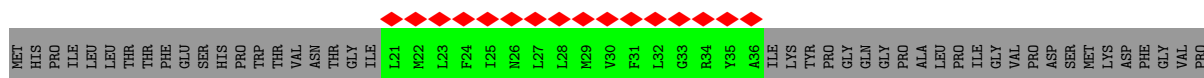
• Molecule 8: Photosystem I reaction center subunit IX




• Molecule 8: Photosystem I reaction center subunit IX



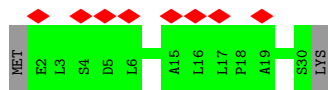
• Molecule 9: Photosystem I reaction center subunit PsaK



• Molecule 9: Photosystem I reaction center subunit PsaK



• Molecule 9: Photosystem I reaction center subunit PsaK



4 Experimental information

Property	Value	Source
EM reconstruction method	SINGLE PARTICLE	Depositor
Imposed symmetry	POINT, Not provided	
Number of particles used	86419	Depositor
Resolution determination method	FSC 0.143 CUT-OFF	Depositor
CTF correction method	PHASE FLIPPING AND AMPLITUDE CORRECTION	Depositor
Microscope	JEOL CRYO ARM 300	Depositor
Voltage (kV)	300	Depositor
Electron dose ($e^-/\text{\AA}^2$)	85.7	Depositor
Minimum defocus (nm)	Not provided	
Maximum defocus (nm)	Not provided	
Magnification	Not provided	
Image detector	GATAN K2 SUMMIT (4k x 4k)	Depositor
Maximum map value	0.075	Depositor
Minimum map value	-0.047	Depositor
Average map value	0.000	Depositor
Map value standard deviation	0.001	Depositor
Recommended contour level	0.00637	Depositor
Map size (\AA)	356.40002, 356.40002, 356.40002	wwPDB
Map dimensions	330, 330, 330	wwPDB
Map angles ($^\circ$)	90.0, 90.0, 90.0	wwPDB
Pixel spacing (\AA)	1.08, 1.08, 1.08	Depositor

5 Model quality i

5.1 Standard geometry i

Bond lengths and bond angles in the following residue types are not validated in this section: LHG, LMG, G9R, UNL, PHO, SF4, CL7, PQN

The Z score for a bond length (or angle) is the number of standard deviations the observed value is removed from the expected value. A bond length (or angle) with $|Z| > 5$ is considered an outlier worth inspection. RMSZ is the root-mean-square of all Z scores of the bond lengths (or angles).

Mol	Chain	Bond lengths		Bond angles	
		RMSZ	# Z >5	RMSZ	# Z >5
1	aA	0.77	2/5369 (0.0%)	0.78	0/7326
1	bA	0.77	2/5369 (0.0%)	0.78	0/7326
1	cA	0.77	2/5369 (0.0%)	0.78	0/7326
2	aB	0.74	1/5185 (0.0%)	0.75	1/7107 (0.0%)
2	bB	0.74	1/5185 (0.0%)	0.76	1/7107 (0.0%)
2	cB	0.74	1/5185 (0.0%)	0.76	1/7107 (0.0%)
3	aC	0.70	0/582	0.79	0/792
3	bC	0.70	0/582	0.78	0/792
3	cC	0.70	0/582	0.78	0/792
4	aD	0.62	0/1018	0.68	0/1379
4	bD	0.62	0/1018	0.68	0/1379
4	cD	0.62	0/1018	0.68	0/1379
5	aE	0.77	0/379	0.67	0/524
5	bE	0.75	0/379	0.67	0/524
5	cE	0.77	0/379	0.67	0/524
6	aF	0.67	0/863	0.66	0/1183
6	bF	0.66	0/863	0.65	0/1183
6	cF	0.66	0/863	0.66	0/1183
7	aI	0.67	0/230	0.79	0/313
7	bI	0.68	0/230	0.79	0/313
7	cI	0.68	0/230	0.79	0/313
8	aJ	0.57	0/273	0.59	0/373
8	bJ	0.58	0/273	0.59	0/373
8	cJ	0.57	0/273	0.59	0/373
9	aK	0.81	0/159	0.69	0/217
9	bK	0.81	0/159	0.69	0/217
9	cK	0.81	0/159	0.69	0/217
10	aL	0.82	1/1020 (0.1%)	0.79	1/1394 (0.1%)
10	bL	0.82	1/1020 (0.1%)	0.79	1/1394 (0.1%)
10	cL	0.81	1/1020 (0.1%)	0.79	1/1394 (0.1%)
11	aM	0.66	0/205	0.70	0/281
11	bM	0.66	0/205	0.71	0/281

Mol	Chain	Bond lengths		Bond angles	
		RMSZ	# Z >5	RMSZ	# Z >5
11	cM	0.66	0/205	0.71	0/281
All	All	0.74	12/45849 (0.0%)	0.75	6/62667 (0.0%)

All (12) bond length outliers are listed below:

Mol	Chain	Res	Type	Atoms	Z	Observed(Å)	Ideal(Å)
2	cB	212	PHE	C-N	8.20	1.52	1.34
2	bB	212	PHE	C-N	8.20	1.52	1.34
2	aB	212	PHE	C-N	8.12	1.52	1.34
10	aL	49	GLU	CD-OE2	-5.71	1.19	1.25
10	bL	49	GLU	CD-OE2	-5.43	1.19	1.25
1	cA	683	PHE	C-N	-5.38	1.21	1.34
10	cL	49	GLU	CD-OE2	-5.33	1.19	1.25
1	bA	683	PHE	C-N	-5.25	1.22	1.34
1	cA	364	SER	CA-CB	-5.22	1.45	1.52
1	aA	683	PHE	C-N	-5.20	1.22	1.34
1	bA	364	SER	CA-CB	-5.18	1.45	1.52
1	aA	364	SER	CA-CB	-5.13	1.45	1.52

All (6) bond angle outliers are listed below:

Mol	Chain	Res	Type	Atoms	Z	Observed(°)	Ideal(°)
2	cB	671	ARG	NE-CZ-NH2	-6.26	117.17	120.30
2	aB	671	ARG	NE-CZ-NH2	-6.25	117.18	120.30
2	bB	671	ARG	NE-CZ-NH2	-6.14	117.23	120.30
10	cL	38	ARG	NE-CZ-NH2	-5.34	117.63	120.30
10	bL	38	ARG	NE-CZ-NH2	-5.29	117.66	120.30
10	aL	38	ARG	NE-CZ-NH2	-5.02	117.79	120.30

There are no chirality outliers.

There are no planarity outliers.

5.2 Too-close contacts [\(i\)](#)

In the following table, the Non-H and H(model) columns list the number of non-hydrogen atoms and hydrogen atoms in the chain respectively. The H(added) column lists the number of hydrogen atoms added and optimized by MolProbity. The Clashes column lists the number of clashes within the asymmetric unit, whereas Symm-Clashes lists symmetry-related clashes.

Mol	Chain	Non-H	H(model)	H(added)	Clashes	Symm-Clashes
1	aA	5203	0	4894	0	0

Continued on next page...

Continued from previous page...

Mol	Chain	Non-H	H(model)	H(added)	Clashes	Symm-Clashes
1	bA	5203	0	4894	0	0
1	cA	5203	0	4894	0	0
2	aB	5007	0	4607	0	0
2	bB	5007	0	4607	0	0
2	cB	5007	0	4607	0	0
3	aC	573	0	543	0	0
3	bC	573	0	543	0	0
3	cC	573	0	543	0	0
4	aD	999	0	981	0	0
4	bD	999	0	981	0	0
4	cD	999	0	981	0	0
5	aE	375	0	218	0	0
5	bE	375	0	218	0	0
5	cE	375	0	218	0	0
6	aF	847	0	707	0	0
6	bF	847	0	707	0	0
6	cF	847	0	707	0	0
7	aI	225	0	231	0	0
7	bI	225	0	231	0	0
7	cI	225	0	231	0	0
8	aJ	264	0	237	0	0
8	bJ	264	0	237	0	0
8	cJ	264	0	237	0	0
9	aK	161	0	80	0	0
9	bK	161	0	80	0	0
9	cK	161	0	80	0	0
10	aL	999	0	976	0	0
10	bL	999	0	976	0	0
10	cL	999	0	976	0	0
11	aM	205	0	232	0	0
11	bM	205	0	232	0	0
11	cM	205	0	232	0	0
12	aA	65	0	0	0	0
12	bA	65	0	0	0	0
12	cA	65	0	0	0	0
13	aA	64	0	74	0	0
13	aB	64	0	74	0	0
13	bB	128	0	148	0	0
13	cB	128	0	148	0	0
14	aA	1862	0	1586	0	0
14	aB	1410	0	1250	0	0
14	aF	38	0	24	0	0

Continued on next page...

Continued from previous page...

Mol	Chain	Non-H	H(model)	H(added)	Clashes	Symm-Clashes
14	aJ	42	0	28	0	0
14	aK	37	0	23	0	0
14	aL	172	0	169	0	0
14	bA	1862	0	1586	0	0
14	bB	1410	0	1250	0	0
14	bF	38	0	24	0	0
14	bJ	42	0	28	0	0
14	bK	37	0	23	0	0
14	bL	172	0	169	0	0
14	cA	1862	0	1586	0	0
14	cB	1410	0	1250	0	0
14	cF	38	0	24	0	0
14	cJ	42	0	28	0	0
14	cK	37	0	23	0	0
14	cL	172	0	169	0	0
15	aA	150	0	0	0	0
15	aB	120	0	0	0	0
15	aI	80	0	0	0	0
15	aJ	40	0	0	0	0
15	aL	80	0	0	0	0
15	bA	150	0	0	0	0
15	bB	120	0	0	0	0
15	bI	80	0	0	0	0
15	bJ	40	0	0	0	0
15	bL	80	0	0	0	0
15	cA	110	0	0	0	0
15	cB	120	0	0	0	0
15	cF	40	0	0	0	0
15	cI	80	0	0	0	0
15	cJ	40	0	0	0	0
15	cL	80	0	0	0	0
16	aA	70	0	91	0	0
16	bA	70	0	90	0	0
16	cA	70	0	90	0	0
17	aA	33	0	46	0	0
17	aB	33	0	46	0	0
17	bA	33	0	46	0	0
17	bB	33	0	46	0	0
17	cA	33	0	46	0	0
17	cB	33	0	46	0	0
18	aB	8	0	0	0	0
18	aC	16	0	0	0	0

Continued on next page...

Continued from previous page...

Mol	Chain	Non-H	H(model)	H(added)	Clashes	Symm-Clashes
18	bB	8	0	0	0	0
18	bC	16	0	0	0	0
18	cB	8	0	0	0	0
18	cC	16	0	0	0	0
19	aB	52	0	77	0	0
19	bB	52	0	77	0	0
19	cB	52	0	77	0	0
20	aA	13	0	0	0	0
20	aB	12	0	0	0	0
20	aL	3	0	0	0	0
20	bA	12	0	0	0	0
20	bB	13	0	0	0	0
20	bL	3	0	0	0	0
20	cA	13	0	0	0	0
20	cB	12	0	0	0	0
20	cL	3	0	0	0	0
All	All	57966	0	51580	0	0

The all-atom clashscore is defined as the number of clashes found per 1000 atoms (including hydrogen atoms). The all-atom clashscore for this structure is 11.

There are no clashes within the asymmetric unit.

There are no symmetry-related clashes.

5.3 Torsion angles [i](#)

5.3.1 Protein backbone [i](#)

In the following table, the Percentiles column shows the percent Ramachandran outliers of the chain as a percentile score with respect to all PDB entries followed by that with respect to all EM entries.

The Analysed column shows the number of residues for which the backbone conformation was analysed, and the total number of residues.

Mol	Chain	Analysed	Favoured	Allowed	Outliers	Percentiles	
1	aA	681/753 (90%)	637 (94%)	44 (6%)	0	100	100
1	bA	681/753 (90%)	635 (93%)	46 (7%)	0	100	100
1	cA	681/753 (90%)	637 (94%)	44 (6%)	0	100	100
2	aB	652/736 (89%)	616 (94%)	36 (6%)	0	100	100

Continued on next page...

Continued from previous page...

Mol	Chain	Analysed	Favoured	Allowed	Outliers	Percentiles	
2	bB	652/736 (89%)	616 (94%)	36 (6%)	0	100	100
2	cB	652/736 (89%)	616 (94%)	36 (6%)	0	100	100
3	aC	78/81 (96%)	72 (92%)	5 (6%)	1 (1%)	12	21
3	bC	78/81 (96%)	72 (92%)	5 (6%)	1 (1%)	12	21
3	cC	78/81 (96%)	72 (92%)	5 (6%)	1 (1%)	12	21
4	aD	134/139 (96%)	126 (94%)	8 (6%)	0	100	100
4	bD	134/139 (96%)	126 (94%)	8 (6%)	0	100	100
4	cD	134/139 (96%)	126 (94%)	8 (6%)	0	100	100
5	aE	65/89 (73%)	61 (94%)	4 (6%)	0	100	100
5	bE	65/89 (73%)	61 (94%)	4 (6%)	0	100	100
5	cE	65/89 (73%)	61 (94%)	4 (6%)	0	100	100
6	aF	128/167 (77%)	120 (94%)	8 (6%)	0	100	100
6	bF	128/167 (77%)	120 (94%)	8 (6%)	0	100	100
6	cF	128/167 (77%)	119 (93%)	9 (7%)	0	100	100
7	aI	28/34 (82%)	27 (96%)	1 (4%)	0	100	100
7	bI	28/34 (82%)	27 (96%)	1 (4%)	0	100	100
7	cI	28/34 (82%)	27 (96%)	1 (4%)	0	100	100
8	aJ	33/51 (65%)	31 (94%)	2 (6%)	0	100	100
8	bJ	33/51 (65%)	31 (94%)	2 (6%)	0	100	100
8	cJ	33/51 (65%)	31 (94%)	2 (6%)	0	100	100
9	aK	29/86 (34%)	29 (100%)	0	0	100	100
9	bK	29/86 (34%)	29 (100%)	0	0	100	100
9	cK	29/86 (34%)	29 (100%)	0	0	100	100
10	aL	145/153 (95%)	142 (98%)	3 (2%)	0	100	100
10	bL	145/153 (95%)	142 (98%)	3 (2%)	0	100	100
10	cL	145/153 (95%)	142 (98%)	3 (2%)	0	100	100
11	aM	27/31 (87%)	27 (100%)	0	0	100	100
11	bM	27/31 (87%)	27 (100%)	0	0	100	100
11	cM	27/31 (87%)	27 (100%)	0	0	100	100
All	All	6000/6960 (86%)	5661 (94%)	336 (6%)	3 (0%)	54	73

All (3) Ramachandran outliers are listed below:

Mol	Chain	Res	Type
3	aC	63	LEU
3	cC	63	LEU
3	bC	63	LEU

5.3.2 Protein sidechains [i](#)

In the following table, the Percentiles column shows the percent sidechain outliers of the chain as a percentile score with respect to all PDB entries followed by that with respect to all EM entries.

The Analysed column shows the number of residues for which the sidechain conformation was analysed, and the total number of residues.

Mol	Chain	Analysed	Rotameric	Outliers	Percentiles	
1	aA	500/606 (82%)	497 (99%)	3 (1%)	86	95
1	bA	500/606 (82%)	497 (99%)	3 (1%)	86	95
1	cA	500/606 (82%)	497 (99%)	3 (1%)	86	95
2	aB	471/594 (79%)	471 (100%)	0	100	100
2	bB	471/594 (79%)	471 (100%)	0	100	100
2	cB	471/594 (79%)	471 (100%)	0	100	100
3	aC	60/69 (87%)	59 (98%)	1 (2%)	60	82
3	bC	60/69 (87%)	59 (98%)	1 (2%)	60	82
3	cC	60/69 (87%)	59 (98%)	1 (2%)	60	82
4	aD	99/112 (88%)	99 (100%)	0	100	100
4	bD	99/112 (88%)	99 (100%)	0	100	100
4	cD	99/112 (88%)	99 (100%)	0	100	100
5	aE	11/69 (16%)	11 (100%)	0	100	100
5	bE	11/69 (16%)	11 (100%)	0	100	100
5	cE	11/69 (16%)	11 (100%)	0	100	100
6	aF	62/133 (47%)	62 (100%)	0	100	100
6	bF	62/133 (47%)	62 (100%)	0	100	100
6	cF	62/133 (47%)	62 (100%)	0	100	100
7	aI	23/26 (88%)	23 (100%)	0	100	100
7	bI	23/26 (88%)	23 (100%)	0	100	100
7	cI	23/26 (88%)	23 (100%)	0	100	100
8	aJ	23/46 (50%)	23 (100%)	0	100	100

Continued on next page...

Continued from previous page...

Mol	Chain	Analysed	Rotameric	Outliers	Percentiles	
8	bJ	23/46 (50%)	23 (100%)	0	100	100
8	cJ	23/46 (50%)	23 (100%)	0	100	100
10	aL	96/112 (86%)	95 (99%)	1 (1%)	76	90
10	bL	96/112 (86%)	95 (99%)	1 (1%)	76	90
10	cL	96/112 (86%)	95 (99%)	1 (1%)	76	90
11	aM	23/25 (92%)	23 (100%)	0	100	100
11	bM	23/25 (92%)	23 (100%)	0	100	100
11	cM	23/25 (92%)	23 (100%)	0	100	100
All	All	4104/5376 (76%)	4089 (100%)	15 (0%)	91	97

All (15) residues with a non-rotameric sidechain are listed below:

Mol	Chain	Res	Type
1	aA	360	TRP
1	aA	372	TYR
1	aA	744	PHE
3	aC	63	LEU
10	aL	57	TYR
1	bA	360	TRP
1	bA	372	TYR
1	bA	744	PHE
3	bC	63	LEU
10	bL	57	TYR
1	cA	360	TRP
1	cA	372	TYR
1	cA	744	PHE
3	cC	63	LEU
10	cL	57	TYR

Sometimes sidechains can be flipped to improve hydrogen bonding and reduce clashes. All (27) such sidechains are listed below:

Mol	Chain	Res	Type
1	aA	94	HIS
1	aA	128	ASN
1	aA	225	ASN
1	aA	338	HIS
1	aA	442	ASN
1	aA	608	ASN

Continued on next page...

Continued from previous page...

Mol	Chain	Res	Type
2	aB	14	GLN
2	aB	337	HIS
2	aB	685	HIS
3	aC	38	GLN
1	bA	94	HIS
1	bA	128	ASN
1	bA	338	HIS
1	bA	442	ASN
1	bA	608	ASN
2	bB	337	HIS
2	bB	685	HIS
3	bC	38	GLN
1	cA	94	HIS
1	cA	128	ASN
1	cA	225	ASN
1	cA	338	HIS
1	cA	442	ASN
1	cA	608	ASN
2	cB	337	HIS
2	cB	685	HIS
3	cC	38	GLN

5.3.3 RNA [i](#)

There are no RNA molecules in this entry.

5.4 Non-standard residues in protein, DNA, RNA chains [i](#)

There are no non-standard protein/DNA/RNA residues in this entry.

5.5 Carbohydrates [i](#)

There are no monosaccharides in this entry.

5.6 Ligand geometry [i](#)

Of 279 ligands modelled in this entry, 36 are unknown - leaving 243 for Mogul analysis.

In the following table, the Counts columns list the number of bonds (or angles) for which Mogul statistics could be retrieved, the number of bonds (or angles) that are observed in the model and the number of bonds (or angles) that are defined in the Chemical Component Dictionary. The

Link column lists molecule types, if any, to which the group is linked. The Z score for a bond length (or angle) is the number of standard deviations the observed value is removed from the expected value. A bond length (or angle) with $|Z| > 2$ is considered an outlier worth inspection. RMSZ is the root-mean-square of all Z scores of the bond lengths (or angles).

Mol	Type	Chain	Res	Link	Bond lengths			Bond angles		
					Counts	RMSZ	# Z > 2	Counts	RMSZ	# Z > 2
12	G9R	cA	3101	-	65,71,71	2.77	19 (29%)	71,104,104	2.86	31 (43%)
14	CL7	aB	3007	-	66,73,73	2.28	19 (28%)	65,113,113	1.86	15 (23%)
14	CL7	bA	3102	-	66,73,73	2.65	21 (31%)	65,113,113	2.24	19 (29%)
14	CL7	aB	3023	-	57,64,73	2.40	16 (28%)	54,102,113	1.60	11 (20%)
14	CL7	cA	3108	1	43,50,73	2.69	17 (39%)	36,85,113	1.98	13 (36%)
14	CL7	cA	3124	-	66,73,73	2.48	24 (36%)	65,113,113	2.15	18 (27%)
14	CL7	bB	825	-	39,46,73	2.69	15 (38%)	30,80,113	1.50	3 (10%)
14	CL7	cB	825	-	39,46,73	2.73	15 (38%)	30,80,113	1.54	5 (16%)
14	CL7	aA	3141	-	66,73,73	2.19	19 (28%)	65,113,113	1.57	14 (21%)
14	CL7	bA	3107	-	66,73,73	2.31	19 (28%)	65,113,113	1.59	10 (15%)
14	CL7	cA	3127	-	52,59,73	2.68	18 (34%)	48,96,113	1.99	15 (31%)
14	CL7	aA	3124	-	52,59,73	2.66	19 (36%)	48,96,113	2.15	17 (35%)
14	CL7	aA	3133	-	66,73,73	2.47	24 (36%)	65,113,113	1.91	19 (29%)
14	CL7	bA	3108	-	43,50,73	2.78	19 (44%)	36,85,113	1.81	11 (30%)
14	CL7	cA	3113	-	42,49,73	2.72	15 (35%)	36,84,113	1.78	10 (27%)
14	CL7	cB	806	-	66,73,73	2.42	20 (30%)	65,113,113	1.64	12 (18%)
14	CL7	bJ	101	8	43,50,73	2.64	15 (34%)	35,85,113	1.35	3 (8%)
17	PQN	bA	3143	-	34,34,34	2.06	12 (35%)	42,45,45	1.67	6 (14%)
17	PQN	cB	828	-	34,34,34	2.55	13 (38%)	42,45,45	1.51	6 (14%)
14	CL7	bA	3127	-	52,59,73	2.63	16 (30%)	48,96,113	2.03	17 (35%)
14	CL7	aA	3132	-	42,49,73	2.68	15 (35%)	36,84,113	1.83	9 (25%)
18	SF4	aC	101	3	0,12,12	-	-	-	-	-
14	CL7	bA	3111	-	39,46,73	2.80	16 (41%)	30,80,113	1.35	3 (10%)
14	CL7	bA	3120	-	52,59,73	2.49	16 (30%)	48,96,113	1.91	14 (29%)
18	SF4	bC	102	3	0,12,12	-	-	-	-	-
14	CL7	cA	3123	-	52,59,73	2.74	22 (42%)	48,96,113	2.44	16 (33%)
14	CL7	bB	813	-	39,46,73	2.74	16 (41%)	30,80,113	1.43	4 (13%)
14	CL7	bA	3128	-	66,73,73	2.44	22 (33%)	65,113,113	1.94	22 (33%)
14	CL7	cA	3139	-	66,73,73	2.20	16 (24%)	65,113,113	1.54	8 (12%)
14	CL7	bA	3139	-	66,73,73	2.22	18 (27%)	65,113,113	1.52	8 (12%)
14	CL7	cA	3105	-	42,49,73	2.90	15 (35%)	36,84,113	2.18	14 (38%)

Mol	Type	Chain	Res	Link	Bond lengths			Bond angles		
					Counts	RMSZ	# Z > 2	Counts	RMSZ	# Z > 2
14	CL7	cB	816	-	51,58,73	2.70	21 (41%)	47,95,113	1.97	12 (25%)
17	PQN	cA	3143	-	34,34,34	2.07	10 (29%)	42,45,45	1.62	6 (14%)
14	CL7	aA	3134	16	42,49,73	2.57	15 (35%)	36,84,113	1.70	6 (16%)
14	CL7	bB	811	-	42,49,73	2.75	18 (42%)	36,84,113	1.93	9 (25%)
14	CL7	cB	811	-	42,49,73	2.73	16 (38%)	36,84,113	1.77	7 (19%)
14	CL7	bA	3105	-	42,49,73	2.91	17 (40%)	36,84,113	2.24	15 (41%)
14	CL7	cB	813	-	39,46,73	2.75	16 (41%)	30,80,113	1.45	3 (10%)
13	PHO	bB	801	-	51,69,69	3.70	13 (25%)	47,99,99	1.70	8 (17%)
19	LMG	bB	830	-	52,52,55	0.97	3 (5%)	60,60,63	1.28	6 (10%)
14	CL7	cA	3111	-	39,46,73	2.79	16 (41%)	30,80,113	1.38	3 (10%)
14	CL7	cA	3109	-	42,49,73	2.62	15 (35%)	36,84,113	1.67	9 (25%)
14	CL7	cA	3120	-	52,59,73	2.50	18 (34%)	48,96,113	1.87	13 (27%)
14	CL7	cA	3130	-	42,49,73	2.71	18 (42%)	36,84,113	1.63	7 (19%)
14	CL7	bA	3121	-	42,49,73	2.77	24 (57%)	36,84,113	2.00	9 (25%)
14	CL7	cA	3142	-	66,73,73	2.41	19 (28%)	65,113,113	1.65	12 (18%)
14	CL7	aA	3127	1	54,61,73	2.43	16 (29%)	51,97,113	1.28	7 (13%)
14	CL7	cB	826	-	66,73,73	2.59	21 (31%)	65,113,113	1.50	16 (24%)
16	LHG	cA	3138	14	20,20,48	1.60	4 (20%)	22,25,54	1.17	2 (9%)
14	CL7	aA	3111	-	42,49,73	2.60	14 (33%)	36,84,113	1.66	5 (13%)
14	CL7	cA	3128	-	66,73,73	2.37	21 (31%)	65,113,113	1.83	19 (29%)
14	CL7	bA	3109	-	42,49,73	2.64	15 (35%)	36,84,113	1.68	9 (25%)
14	CL7	cB	807	-	66,73,73	2.19	18 (27%)	65,113,113	1.74	17 (26%)
16	LHG	bA	3138	14	20,20,48	1.64	4 (20%)	22,25,54	1.25	2 (9%)
14	CL7	cA	3110	-	42,49,73	2.63	15 (35%)	36,84,113	1.67	5 (13%)
14	CL7	aA	3117	-	54,61,73	2.35	18 (33%)	50,98,113	1.84	14 (28%)
18	SF4	cC	101	3	0,12,12	-	-	-	-	-
14	CL7	cB	831	-	55,62,73	2.30	16 (29%)	51,99,113	1.63	12 (23%)
14	CL7	aB	3008	2	51,58,73	2.62	19 (37%)	47,95,113	2.04	16 (34%)
14	CL7	bB	812	-	39,46,73	2.79	17 (43%)	30,80,113	1.43	3 (10%)
12	G9R	bA	3101	-	65,71,71	2.73	23 (35%)	71,104,104	3.11	32 (45%)
14	CL7	bA	3104	-	42,49,73	2.62	14 (33%)	36,84,113	1.71	8 (22%)
14	CL7	cB	817	-	42,49,73	2.67	17 (40%)	36,84,113	1.85	8 (22%)
14	CL7	aL	204	-	43,50,73	2.98	21 (48%)	36,85,113	1.74	8 (22%)
14	CL7	cB	827	-	66,73,73	2.51	26 (39%)	65,113,113	1.97	19 (29%)
14	CL7	cB	812	-	39,46,73	2.78	17 (43%)	30,80,113	1.46	5 (16%)

Mol	Type	Chain	Res	Link	Bond lengths			Bond angles		
					Counts	RMSZ	# Z > 2	Counts	RMSZ	# Z > 2
14	CL7	bB	804	-	66,73,73	2.79	27 (40%)	65,113,113	1.84	18 (27%)
14	CL7	aA	3130	-	42,49,73	3.10	21 (50%)	36,84,113	2.30	16 (44%)
14	CL7	aA	3105	-	42,49,73	2.61	14 (33%)	36,84,113	1.71	8 (22%)
14	CL7	aB	3020	-	39,46,73	2.72	16 (41%)	30,80,113	1.27	2 (6%)
14	CL7	bB	819	-	57,64,73	3.14	21 (36%)	54,102,113	1.84	14 (25%)
14	CL7	aB	3018	-	57,64,73	3.14	20 (35%)	54,102,113	1.92	14 (25%)
14	CL7	cA	3133	16	42,49,73	2.55	14 (33%)	36,84,113	1.79	8 (22%)
19	LMG	cB	830	-	52,52,55	0.92	3 (5%)	60,60,63	1.35	7 (11%)
14	CL7	aF	201	-	39,46,73	2.76	17 (43%)	30,80,113	1.58	2 (6%)
14	CL7	aA	3112	-	39,46,73	2.77	17 (43%)	30,80,113	1.34	2 (6%)
14	CL7	bA	3116	-	54,61,73	2.41	19 (35%)	50,98,113	1.91	13 (26%)
14	CL7	aB	3012	-	39,46,73	2.75	17 (43%)	30,80,113	1.44	5 (16%)
14	CL7	cA	3132	-	66,73,73	2.48	24 (36%)	65,113,113	1.99	21 (32%)
16	LHG	bA	3137	-	48,48,48	1.08	5 (10%)	51,54,54	0.97	3 (5%)
14	CL7	cB	803	-	66,73,73	2.46	20 (30%)	65,113,113	2.11	17 (26%)
14	CL7	bB	821	-	39,46,73	2.69	16 (41%)	30,80,113	1.27	2 (6%)
14	CL7	cA	3102	-	66,73,73	2.64	20 (30%)	65,113,113	2.29	21 (32%)
14	CL7	cA	3114	-	66,73,73	2.15	17 (25%)	65,113,113	1.88	20 (30%)
13	PHO	aA	3102	-	51,69,69	3.64	14 (27%)	47,99,99	1.74	8 (17%)
14	CL7	bA	3129	-	42,49,73	3.24	23 (54%)	36,84,113	2.39	17 (47%)
14	CL7	bA	3122	-	51,58,73	2.38	16 (31%)	47,95,113	2.29	15 (31%)
14	CL7	aA	3114	-	42,49,73	2.66	15 (35%)	36,84,113	1.64	7 (19%)
14	CL7	cA	3125	-	66,73,73	2.38	21 (31%)	65,113,113	2.12	20 (30%)
14	CL7	cA	3117	-	39,46,73	2.71	16 (41%)	30,80,113	1.57	6 (20%)
14	CL7	aB	3014	-	42,49,73	2.67	17 (40%)	36,84,113	1.60	7 (19%)
14	CL7	aB	3026	-	66,73,73	2.65	27 (40%)	65,113,113	1.97	19 (29%)
14	CL7	bA	3123	-	52,59,73	2.67	19 (36%)	48,96,113	2.26	16 (33%)
14	CL7	bL	203	10	66,73,73	2.29	17 (25%)	65,113,113	1.80	17 (26%)
12	G9R	aA	3101	-	65,71,71	2.56	20 (30%)	71,104,104	2.95	31 (43%)
14	CL7	cA	3116	-	54,61,73	2.41	19 (35%)	50,98,113	1.99	15 (30%)
16	LHG	cA	3137	-	48,48,48	0.97	5 (10%)	51,54,54	1.02	3 (5%)
14	CL7	bA	3130	-	42,49,73	2.70	18 (42%)	36,84,113	1.58	7 (19%)
14	CL7	aB	3022	-	42,49,73	2.64	15 (35%)	36,84,113	2.03	12 (33%)
14	CL7	aA	3116	-	39,46,73	2.66	17 (43%)	30,80,113	1.41	6 (20%)
14	CL7	bA	3126	1	54,61,73	2.44	15 (27%)	51,97,113	1.32	7 (13%)

Mol	Type	Chain	Res	Link	Bond lengths			Bond angles		
					Counts	RMSZ	# Z > 2	Counts	RMSZ	# Z > 2
14	CL7	cB	824	-	57,64,73	2.37	15 (26%)	54,102,113	1.65	11 (20%)
14	CL7	aA	3125	-	66,73,73	2.39	25 (37%)	65,113,113	1.92	16 (24%)
14	CL7	bB	824	-	57,64,73	2.37	15 (26%)	54,102,113	1.63	12 (22%)
14	CL7	cF	201	-	39,46,73	2.77	17 (43%)	30,80,113	1.55	4 (13%)
14	CL7	aA	3129	-	66,73,73	2.23	16 (24%)	65,113,113	1.79	17 (26%)
18	SF4	aC	102	3	0,12,12	-	-	-	-	-
14	CL7	aL	202	10	66,73,73	2.26	17 (25%)	65,113,113	1.79	15 (23%)
13	PHO	cB	805	-	51,69,69	2.98	21 (41%)	47,99,99	2.21	12 (25%)
17	PQN	aB	3027	-	34,34,34	2.53	14 (41%)	42,45,45	1.47	6 (14%)
14	CL7	aA	3115	-	66,73,73	2.07	15 (22%)	65,113,113	1.73	18 (27%)
14	CL7	aB	3019	-	66,73,73	2.31	21 (31%)	65,113,113	1.72	13 (20%)
14	CL7	aA	3128	-	52,59,73	2.63	17 (32%)	48,96,113	1.87	15 (31%)
14	CL7	bB	823	-	42,49,73	2.63	13 (30%)	36,84,113	2.07	12 (33%)
14	CL7	cA	3122	-	51,58,73	2.42	16 (31%)	47,95,113	2.29	14 (29%)
14	CL7	bB	833	-	56,63,73	2.53	20 (35%)	53,101,113	1.69	14 (26%)
14	CL7	cA	3131	-	42,49,73	2.74	16 (38%)	36,84,113	1.76	10 (27%)
14	CL7	aB	3021	-	42,49,73	2.59	15 (35%)	36,84,113	1.88	9 (25%)
14	CL7	aA	3107	-	66,73,73	2.18	21 (31%)	65,113,113	1.69	15 (23%)
17	PQN	bB	828	-	34,34,34	2.48	13 (38%)	42,45,45	1.55	6 (14%)
14	CL7	aB	3013	-	42,49,73	2.56	15 (35%)	36,84,113	1.71	9 (25%)
14	CL7	bA	3103	-	42,49,73	2.64	17 (40%)	36,84,113	1.69	9 (25%)
14	CL7	cA	3126	1	54,61,73	2.48	16 (29%)	51,97,113	1.63	9 (17%)
14	CL7	aB	3009	-	66,73,73	2.35	22 (33%)	65,113,113	1.76	18 (27%)
14	CL7	aA	3126	-	66,73,73	2.31	18 (27%)	65,113,113	1.78	17 (26%)
14	CL7	aA	3146	-	42,49,73	2.60	15 (35%)	36,84,113	1.77	7 (19%)
14	CL7	cL	204	-	66,73,73	2.35	21 (31%)	65,113,113	1.93	20 (30%)
14	CL7	bL	204	-	66,73,73	2.30	18 (27%)	65,113,113	2.02	18 (27%)
13	PHO	aB	3004	-	51,69,69	2.99	19 (37%)	47,99,99	2.30	12 (25%)
14	CL7	bA	3125	-	66,73,73	2.41	21 (31%)	65,113,113	2.14	18 (27%)
14	CL7	aA	3110	-	42,49,73	2.57	14 (33%)	36,84,113	1.65	8 (22%)
14	CL7	aB	3002	-	66,73,73	2.40	19 (28%)	65,113,113	1.84	12 (18%)
14	CL7	cJ	101	8	43,50,73	2.60	17 (39%)	35,85,113	1.31	3 (8%)
14	CL7	bB	803	-	66,73,73	2.45	20 (30%)	65,113,113	2.11	14 (21%)
14	CL7	aA	3120	-	47,54,73	2.67	17 (36%)	42,90,113	2.06	11 (26%)
16	LHG	aA	3138	-	48,48,48	0.97	4 (8%)	51,54,54	0.95	3 (5%)

Mol	Type	Chain	Res	Link	Bond lengths			Bond angles		
					Counts	RMSZ	# Z > 2	Counts	RMSZ	# Z > 2
14	CL7	aB	3006	-	66,73,73	2.19	20 (30%)	65,113,113	1.78	18 (27%)
14	CL7	bA	3115	-	39,46,73	2.68	17 (43%)	30,80,113	1.40	6 (20%)
14	CL7	cA	3144	-	42,49,73	2.59	15 (35%)	36,84,113	1.60	6 (16%)
14	CL7	bB	817	-	42,49,73	2.65	17 (40%)	36,84,113	1.86	8 (22%)
18	SF4	cC	102	3	0,12,12	-	-	-		
18	SF4	aB	3001	2,1	0,12,12	-	-	-		
14	CL7	aA	3131	-	42,49,73	2.68	18 (42%)	36,84,113	1.63	7 (19%)
14	CL7	bB	806	-	66,73,73	2.45	20 (30%)	65,113,113	1.53	11 (16%)
14	CL7	cB	809	2	51,58,73	2.63	19 (37%)	47,95,113	2.08	13 (27%)
14	CL7	cB	822	-	42,49,73	2.54	16 (38%)	36,84,113	2.03	7 (19%)
16	LHG	aA	3139	14	20,20,48	1.51	3 (15%)	22,25,54	1.28	3 (13%)
14	CL7	bB	822	-	42,49,73	2.58	15 (35%)	36,84,113	1.83	7 (19%)
14	CL7	cA	3140	-	66,73,73	2.33	20 (30%)	65,113,113	1.78	16 (24%)
14	CL7	cA	3121	-	42,49,73	2.76	19 (45%)	36,84,113	1.96	9 (25%)
14	CL7	aA	3113	-	42,49,73	2.63	15 (35%)	36,84,113	1.75	8 (22%)
14	CL7	cB	804	-	66,73,73	2.74	29 (43%)	65,113,113	1.80	15 (23%)
14	CL7	cB	819	-	57,64,73	3.21	22 (38%)	54,102,113	1.89	12 (22%)
14	CL7	bA	3140	-	66,73,73	2.32	20 (30%)	65,113,113	1.80	14 (21%)
14	CL7	aA	3121	-	52,59,73	2.40	16 (30%)	48,96,113	2.00	12 (25%)
14	CL7	cA	3112	-	42,49,73	2.68	15 (35%)	36,84,113	1.74	9 (25%)
14	CL7	cA	3129	-	42,49,73	3.28	19 (45%)	36,84,113	2.51	18 (50%)
14	CL7	bB	818	-	42,49,73	2.65	15 (35%)	36,84,113	1.76	8 (22%)
14	CL7	cB	832	-	66,73,73	2.28	20 (30%)	65,113,113	1.82	15 (23%)
13	PHO	bB	805	-	51,69,69	2.96	19 (37%)	47,99,99	2.14	11 (23%)
14	CL7	aB	3030	-	55,62,73	2.34	17 (30%)	51,99,113	1.56	11 (21%)
14	CL7	bB	832	-	66,73,73	2.25	19 (28%)	65,113,113	1.83	14 (21%)
14	CL7	bA	3133	16	42,49,73	2.56	15 (35%)	36,84,113	1.82	6 (16%)
14	CL7	aB	3017	-	42,49,73	2.65	14 (33%)	36,84,113	1.70	8 (22%)
14	CL7	aL	203	-	66,73,73	2.30	19 (28%)	65,113,113	1.97	20 (30%)
14	CL7	aA	3119	-	39,46,73	2.73	18 (46%)	30,80,113	1.68	6 (20%)
14	CL7	cA	3118	-	39,46,73	2.75	18 (46%)	30,80,113	1.69	6 (20%)
14	CL7	cB	823	-	42,49,73	2.65	15 (35%)	36,84,113	2.05	12 (33%)
14	CL7	cA	3107	-	66,73,73	2.31	18 (27%)	65,113,113	1.55	10 (15%)
17	PQN	aA	3144	-	34,34,34	2.03	11 (32%)	42,45,45	1.34	5 (11%)
14	CL7	bB	814	-	42,49,73	2.56	16 (38%)	36,84,113	1.68	9 (25%)

Mol	Type	Chain	Res	Link	Bond lengths			Bond angles		
					Counts	RMSZ	# Z > 2	Counts	RMSZ	# Z > 2
14	CL7	aB	3010	-	42,49,73	2.72	17 (40%)	36,84,113	1.97	10 (27%)
14	CL7	aA	3118	-	39,46,73	2.70	16 (41%)	30,80,113	1.44	5 (16%)
14	CL7	bA	3118	-	39,46,73	2.77	19 (48%)	30,80,113	1.67	5 (16%)
14	CL7	bF	201	-	39,46,73	2.74	18 (46%)	30,80,113	1.57	5 (16%)
19	LMG	aB	3029	-	52,52,55	0.86	1 (1%)	60,60,63	1.22	7 (11%)
14	CL7	aK	101	-	38,45,73	2.85	14 (36%)	31,78,113	1.61	6 (19%)
14	CL7	bK	101	-	38,45,73	2.93	17 (44%)	31,78,113	1.68	6 (19%)
14	CL7	bB	807	-	66,73,73	2.20	19 (28%)	65,113,113	1.76	16 (24%)
14	CL7	aA	3108	-	66,73,73	2.27	18 (27%)	65,113,113	1.52	10 (15%)
14	CL7	aB	3005	-	66,73,73	2.45	20 (30%)	65,113,113	1.61	13 (20%)
14	CL7	bA	3142	-	66,73,73	2.42	19 (28%)	65,113,113	1.63	11 (16%)
14	CL7	bB	826	-	66,73,73	2.56	21 (31%)	65,113,113	1.49	14 (21%)
14	CL7	cA	3103	-	42,49,73	2.65	16 (38%)	36,84,113	1.64	8 (22%)
14	CL7	cL	203	10	66,73,73	2.24	19 (28%)	65,113,113	1.74	12 (18%)
14	CL7	cL	205	-	43,50,73	2.99	21 (48%)	36,85,113	1.78	8 (22%)
14	CL7	bL	205	-	43,50,73	2.99	22 (51%)	36,85,113	1.73	9 (25%)
14	CL7	bA	3114	-	66,73,73	2.17	16 (24%)	65,113,113	1.89	17 (26%)
14	CL7	aA	3140	-	66,73,73	2.17	16 (24%)	65,113,113	1.36	5 (7%)
14	CL7	cK	101	-	38,45,73	2.86	17 (44%)	31,78,113	1.44	4 (12%)
14	CL7	cB	810	-	66,73,73	2.38	24 (36%)	65,113,113	1.76	16 (24%)
14	CL7	bB	810	-	66,73,73	2.38	22 (33%)	65,113,113	1.69	15 (23%)
14	CL7	bA	3106	-	66,73,73	2.28	20 (30%)	65,113,113	1.74	16 (24%)
14	CL7	aJ	101	8	43,50,73	2.63	16 (37%)	35,85,113	1.31	3 (8%)
14	CL7	bB	809	2	51,58,73	2.71	20 (39%)	47,95,113	2.13	15 (31%)
14	CL7	cB	815	-	42,49,73	2.72	16 (38%)	36,84,113	1.77	8 (22%)
14	CL7	bB	815	-	42,49,73	2.71	15 (35%)	36,84,113	1.78	9 (25%)
14	CL7	cB	818	-	42,49,73	2.64	16 (38%)	36,84,113	1.56	6 (16%)
14	CL7	bB	827	-	66,73,73	2.53	25 (37%)	65,113,113	2.10	24 (36%)
14	CL7	cB	833	-	56,63,73	2.52	19 (33%)	53,101,113	1.73	12 (22%)
14	CL7	bA	3110	-	42,49,73	2.64	14 (33%)	36,84,113	1.64	6 (16%)
14	CL7	cB	821	-	39,46,73	2.72	15 (38%)	30,80,113	1.29	2 (6%)
14	CL7	cB	808	-	66,73,73	2.23	19 (28%)	65,113,113	1.86	13 (20%)
14	CL7	bB	808	-	66,73,73	2.29	18 (27%)	65,113,113	1.85	13 (20%)
14	CL7	cB	820	-	66,73,73	2.29	21 (31%)	65,113,113	1.64	10 (15%)
14	CL7	bA	3117	-	39,46,73	2.71	16 (41%)	30,80,113	1.58	6 (20%)

Mol	Type	Chain	Res	Link	Bond lengths			Bond angles		
					Counts	RMSZ	# Z > 2	Counts	RMSZ	# Z > 2
14	CL7	bB	820	-	66,73,73	2.32	23 (34%)	65,113,113	1.69	12 (18%)
14	CL7	aA	3122	-	42,49,73	2.70	19 (45%)	36,84,113	1.96	6 (16%)
14	CL7	aB	3011	-	39,46,73	2.81	17 (43%)	30,80,113	1.41	3 (10%)
14	CL7	aB	3024	-	39,46,73	2.72	16 (41%)	30,80,113	1.54	6 (20%)
14	CL7	aB	3016	-	42,49,73	2.64	17 (40%)	36,84,113	1.88	8 (22%)
14	CL7	bA	3119	-	47,54,73	2.79	15 (31%)	42,90,113	2.23	11 (26%)
14	CL7	cA	3115	-	39,46,73	2.66	17 (43%)	30,80,113	1.39	5 (16%)
14	CL7	bA	3113	-	42,49,73	2.72	15 (35%)	36,84,113	1.72	8 (22%)
14	CL7	bA	3145	-	42,49,73	2.62	16 (38%)	36,84,113	1.61	4 (11%)
14	CL7	cB	814	-	42,49,73	2.56	16 (38%)	36,84,113	1.69	9 (25%)
14	CL7	cA	3141	-	66,73,73	2.15	15 (22%)	65,113,113	1.71	10 (15%)
14	CL7	bA	3112	-	42,49,73	2.69	15 (35%)	36,84,113	1.75	9 (25%)
14	CL7	bA	3131	-	42,49,73	2.75	17 (40%)	36,84,113	1.76	9 (25%)
13	PHO	cB	801	-	51,69,69	3.70	13 (25%)	47,99,99	1.74	8 (17%)
14	CL7	aA	3109	1	43,50,73	2.71	17 (39%)	36,85,113	1.73	9 (25%)
14	CL7	aA	3142	-	66,73,73	2.11	17 (25%)	65,113,113	1.55	12 (18%)
14	CL7	aB	3015	-	51,58,73	2.70	24 (47%)	47,95,113	1.92	8 (17%)
14	CL7	aB	3025	-	66,73,73	2.56	21 (31%)	65,113,113	1.67	15 (23%)
14	CL7	bA	3141	-	66,73,73	2.15	17 (25%)	65,113,113	1.63	11 (16%)
14	CL7	cA	3106	-	66,73,73	2.31	20 (30%)	65,113,113	1.75	15 (23%)
14	CL7	bB	816	-	51,58,73	2.68	22 (43%)	47,95,113	2.05	11 (23%)
14	CL7	aA	3103	-	66,73,73	2.50	21 (31%)	65,113,113	2.16	17 (26%)
14	CL7	aB	3003	-	66,73,73	2.63	28 (42%)	65,113,113	1.78	15 (23%)
14	CL7	bA	3124	-	66,73,73	2.51	23 (34%)	65,113,113	2.12	16 (24%)
14	CL7	bB	831	-	55,62,73	2.35	17 (30%)	51,99,113	1.62	12 (23%)
18	SF4	bB	802	2,1	0,12,12	-	-	-	-	-
14	CL7	bA	3132	-	66,73,73	2.53	24 (36%)	65,113,113	1.89	18 (27%)
18	SF4	bC	101	3	0,12,12	-	-	-	-	-
14	CL7	aA	3106	-	42,49,73	2.84	16 (38%)	36,84,113	2.11	12 (33%)
18	SF4	cB	802	2,1	0,12,12	-	-	-	-	-
14	CL7	aB	3032	-	56,63,73	2.51	20 (35%)	53,101,113	1.69	12 (22%)
14	CL7	aB	3031	-	66,73,73	2.29	20 (30%)	65,113,113	1.93	14 (21%)
14	CL7	aA	3123	-	51,58,73	2.36	17 (33%)	47,95,113	2.23	15 (31%)
14	CL7	cA	3104	-	42,49,73	2.62	14 (33%)	36,84,113	1.72	7 (19%)
14	CL7	cA	3119	-	47,54,73	2.82	19 (40%)	42,90,113	2.28	11 (26%)

Mol	Type	Chain	Res	Link	Bond lengths			Bond angles		
					Counts	RMSZ	# Z > 2	Counts	RMSZ	# Z > 2
14	CL7	aA	3104	-	42,49,73	2.62	16 (38%)	36,84,113	1.62	8 (22%)
14	CL7	aA	3143	-	66,73,73	2.39	19 (28%)	65,113,113	1.55	10 (15%)

In the following table, the Chirals column lists the number of chiral outliers, the number of chiral centers analysed, the number of these observed in the model and the number defined in the Chemical Component Dictionary. Similar counts are reported in the Torsion and Rings columns. '-' means no outliers of that kind were identified.

Mol	Type	Chain	Res	Link	Chirals	Torsions	Rings
12	G9R	cA	3101	-	1/1/17/22	7/48/107/107	-
14	CL7	aB	3007	-	2/2/15/20	13/37/115/115	-
14	CL7	bA	3102	-	1/1/15/20	6/37/115/115	-
14	CL7	aB	3023	-	2/2/13/20	14/27/105/115	-
14	CL7	cA	3108	1	1/1/10/20	4/10/88/115	-
14	CL7	cA	3124	-	2/2/15/20	9/37/115/115	-
14	CL7	bB	825	-	2/2/9/20	0/2/80/115	-
14	CL7	cB	825	-	2/2/9/20	0/2/80/115	-
14	CL7	aA	3141	-	2/2/15/20	16/37/115/115	-
14	CL7	bA	3107	-	1/1/15/20	14/37/115/115	-
14	CL7	cA	3127	-	2/2/12/20	9/21/99/115	-
14	CL7	aA	3124	-	2/2/12/20	4/21/99/115	-
14	CL7	aA	3133	-	2/2/15/20	16/37/115/115	-
14	CL7	bA	3108	-	1/1/10/20	4/10/88/115	-
14	CL7	cA	3113	-	1/1/10/20	0/8/86/115	-
14	CL7	cB	806	-	2/2/15/20	13/37/115/115	-
14	CL7	bJ	101	8	1/1/10/20	4/7/85/115	-
17	PQN	bA	3143	-	-	15/23/43/43	0/2/2/2
17	PQN	cB	828	-	-	8/23/43/43	0/2/2/2
14	CL7	bA	3127	-	2/2/12/20	8/21/99/115	-
14	CL7	aA	3132	-	2/2/10/20	5/8/86/115	-
18	SF4	aC	101	3	-	-	0/6/5/5
14	CL7	bA	3111	-	2/2/9/20	0/2/80/115	-
14	CL7	bA	3120	-	2/2/12/20	7/21/99/115	-
18	SF4	bC	102	3	-	-	0/6/5/5
14	CL7	cA	3123	-	2/2/12/20	5/21/99/115	-
14	CL7	bB	813	-	2/2/9/20	0/2/80/115	-

Continued on next page...

Continued from previous page...

Mol	Type	Chain	Res	Link	Chirals	Torsions	Rings
14	CL7	bA	3128	-	2/2/15/20	17/37/115/115	-
14	CL7	cA	3139	-	2/2/15/20	16/37/115/115	-
14	CL7	bA	3139	-	2/2/15/20	17/37/115/115	-
14	CL7	cA	3105	-	2/2/10/20	3/8/86/115	-
14	CL7	cB	816	-	2/2/12/20	6/19/97/115	-
17	PQN	cA	3143	-	-	13/23/43/43	0/2/2/2
14	CL7	aA	3134	16	2/2/10/20	6/8/86/115	-
14	CL7	bB	811	-	2/2/10/20	1/8/86/115	-
14	CL7	cB	811	-	2/2/10/20	4/8/86/115	-
14	CL7	bA	3105	-	2/2/10/20	2/8/86/115	-
14	CL7	cB	813	-	2/2/9/20	0/2/80/115	-
13	PHO	bB	801	-	-	12/37/103/103	0/5/6/6
19	LMG	bB	830	-	-	18/47/67/70	0/1/1/1
14	CL7	cA	3111	-	2/2/9/20	0/2/80/115	-
14	CL7	cA	3109	-	2/2/10/20	1/8/86/115	-
14	CL7	cA	3120	-	2/2/12/20	5/21/99/115	-
14	CL7	cA	3130	-	2/2/10/20	4/8/86/115	-
14	CL7	bA	3121	-	2/2/10/20	3/8/86/115	-
14	CL7	cA	3142	-	2/2/15/20	17/37/115/115	-
14	CL7	aA	3127	1	1/1/11/20	11/24/98/115	-
14	CL7	cB	826	-	2/2/15/20	16/37/115/115	-
16	LHG	cA	3138	14	-	12/23/23/53	-
14	CL7	aA	3111	-	1/1/10/20	2/8/86/115	-
14	CL7	cA	3128	-	2/2/15/20	19/37/115/115	-
14	CL7	bA	3109	-	2/2/10/20	2/8/86/115	-
14	CL7	cB	807	-	1/1/15/20	14/37/115/115	-
16	LHG	bA	3138	14	-	11/23/23/53	-
14	CL7	cA	3110	-	1/1/10/20	2/8/86/115	-
14	CL7	aA	3117	-	2/2/12/20	8/23/101/115	-
18	SF4	cC	101	3	-	-	0/6/5/5
14	CL7	cB	831	-	2/2/12/20	7/24/102/115	-
14	CL7	aB	3008	2	2/2/12/20	4/19/97/115	-
14	CL7	bB	812	-	2/2/9/20	0/2/80/115	-
14	CL7	bA	3104	-	2/2/10/20	4/8/86/115	-

Continued on next page...

Continued from previous page...

Mol	Type	Chain	Res	Link	Chirals	Torsions	Rings
12	G9R	bA	3101	-	-	12/48/107/107	-
14	CL7	cB	817	-	2/2/10/20	4/8/86/115	-
14	CL7	aL	204	-	2/2/10/20	0/10/88/115	-
14	CL7	cB	827	-	1/1/15/20	18/37/115/115	-
14	CL7	cB	812	-	2/2/9/20	0/2/80/115	-
14	CL7	bB	804	-	2/2/15/20	7/37/115/115	-
14	CL7	aA	3130	-	1/1/10/20	3/8/86/115	-
14	CL7	aA	3105	-	2/2/10/20	3/8/86/115	-
14	CL7	aB	3020	-	1/1/9/20	0/2/80/115	-
14	CL7	bB	819	-	2/2/13/20	9/27/105/115	-
14	CL7	aB	3018	-	2/2/13/20	9/27/105/115	-
14	CL7	cA	3133	16	2/2/10/20	2/8/86/115	-
19	LMG	cB	830	-	-	18/47/67/70	0/1/1/1
14	CL7	aF	201	-	2/2/9/20	0/2/80/115	-
14	CL7	aA	3112	-	2/2/9/20	0/2/80/115	-
14	CL7	bA	3116	-	2/2/12/20	9/23/101/115	-
14	CL7	aB	3012	-	2/2/9/20	0/2/80/115	-
14	CL7	cA	3132	-	2/2/15/20	18/37/115/115	-
16	LHG	bA	3137	-	-	17/53/53/53	-
14	CL7	cB	803	-	2/2/15/20	13/37/115/115	-
14	CL7	bB	821	-	1/1/9/20	0/2/80/115	-
14	CL7	cA	3102	-	1/1/15/20	8/37/115/115	-
14	CL7	cA	3114	-	1/1/15/20	19/37/115/115	-
14	CL7	bA	3129	-	1/1/10/20	2/8/86/115	-
13	PHO	aA	3102	-	-	9/37/103/103	0/5/6/6
14	CL7	bA	3122	-	2/2/12/20	7/19/97/115	-
14	CL7	aA	3114	-	2/2/10/20	0/8/86/115	-
14	CL7	cA	3125	-	2/2/15/20	9/37/115/115	-
14	CL7	cA	3117	-	2/2/9/20	0/2/80/115	-
14	CL7	aB	3014	-	1/1/10/20	1/8/86/115	-
14	CL7	aB	3026	-	2/2/15/20	18/37/115/115	-
14	CL7	bA	3123	-	2/2/12/20	6/21/99/115	-
14	CL7	bL	203	10	2/2/15/20	21/37/115/115	-
12	G9R	aA	3101	-	1/1/17/22	5/48/107/107	-
14	CL7	cA	3116	-	2/2/12/20	8/23/101/115	-

Continued on next page...

Continued from previous page...

Mol	Type	Chain	Res	Link	Chirals	Torsions	Rings
16	LHG	cA	3137	-	-	15/53/53/53	-
14	CL7	bA	3130	-	2/2/10/20	4/8/86/115	-
14	CL7	aB	3022	-	2/2/10/20	4/8/86/115	-
14	CL7	aA	3116	-	1/1/9/20	2/2/80/115	-
14	CL7	bA	3126	1	1/1/11/20	10/24/98/115	-
14	CL7	cB	824	-	2/2/13/20	13/27/105/115	-
14	CL7	aA	3125	-	2/2/15/20	7/37/115/115	-
14	CL7	bB	824	-	2/2/13/20	10/27/105/115	-
14	CL7	cF	201	-	2/2/9/20	0/2/80/115	-
14	CL7	aA	3129	-	2/2/15/20	18/37/115/115	-
18	SF4	aC	102	3	-	-	0/6/5/5
14	CL7	aL	202	10	2/2/15/20	19/37/115/115	-
13	PHO	cB	805	-	-	18/37/103/103	0/5/6/6
17	PQN	aB	3027	-	-	8/23/43/43	0/2/2/2
14	CL7	aA	3115	-	2/2/15/20	17/37/115/115	-
14	CL7	aB	3019	-	2/2/15/20	16/37/115/115	-
14	CL7	aA	3128	-	2/2/12/20	10/21/99/115	-
14	CL7	bB	823	-	2/2/10/20	5/8/86/115	-
14	CL7	cA	3122	-	2/2/12/20	8/19/97/115	-
14	CL7	bB	833	-	2/2/13/20	11/25/103/115	-
14	CL7	cA	3131	-	2/2/10/20	5/8/86/115	-
14	CL7	aB	3021	-	1/1/10/20	3/8/86/115	-
14	CL7	aA	3107	-	2/2/15/20	21/37/115/115	-
17	PQN	bB	828	-	-	7/23/43/43	0/2/2/2
14	CL7	aB	3013	-	1/1/10/20	3/8/86/115	-
14	CL7	bA	3103	-	2/2/10/20	2/8/86/115	-
14	CL7	cA	3126	1	2/2/11/20	10/24/98/115	-
14	CL7	aB	3009	-	2/2/15/20	18/37/115/115	-
14	CL7	aA	3126	-	2/2/15/20	11/37/115/115	-
14	CL7	aA	3146	-	2/2/10/20	5/8/86/115	-
14	CL7	cL	204	-	2/2/15/20	17/37/115/115	-
14	CL7	bL	204	-	2/2/15/20	11/37/115/115	-
14	CL7	bA	3125	-	2/2/15/20	7/37/115/115	-
13	PHO	aB	3004	-	-	20/37/103/103	0/5/6/6

Continued on next page...

Continued from previous page...

Mol	Type	Chain	Res	Link	Chirals	Torsions	Rings
14	CL7	aA	3110	-	2/2/10/20	0/8/86/115	-
14	CL7	aB	3002	-	2/2/15/20	19/37/115/115	-
14	CL7	cJ	101	8	1/1/10/20	2/7/85/115	-
14	CL7	bB	803	-	2/2/15/20	11/37/115/115	-
14	CL7	aA	3120	-	2/2/11/20	3/15/93/115	-
16	LHG	aA	3138	-	-	16/53/53/53	-
14	CL7	aB	3006	-	1/1/15/20	13/37/115/115	-
14	CL7	bA	3115	-	1/1/9/20	2/2/80/115	-
14	CL7	cA	3144	-	2/2/10/20	3/8/86/115	-
14	CL7	bB	817	-	2/2/10/20	4/8/86/115	-
18	SF4	cC	102	3	-	-	0/6/5/5
18	SF4	aB	3001	2,1	-	-	0/6/5/5
14	CL7	aA	3131	-	1/1/10/20	3/8/86/115	-
14	CL7	bB	806	-	2/2/15/20	15/37/115/115	-
14	CL7	cB	809	2	2/2/12/20	4/19/97/115	-
14	CL7	cB	822	-	1/1/10/20	3/8/86/115	-
16	LHG	aA	3139	14	-	9/23/23/53	-
14	CL7	bB	822	-	1/1/10/20	2/8/86/115	-
14	CL7	cA	3140	-	2/2/15/20	15/37/115/115	-
14	CL7	cA	3121	-	2/2/10/20	1/8/86/115	-
14	CL7	aA	3113	-	2/2/10/20	3/8/86/115	-
14	CL7	cB	804	-	1/1/15/20	6/37/115/115	-
14	CL7	cB	819	-	2/2/13/20	9/27/105/115	-
14	CL7	bA	3140	-	2/2/15/20	15/37/115/115	-
14	CL7	aA	3121	-	2/2/12/20	6/21/99/115	-
14	CL7	cA	3112	-	2/2/10/20	4/8/86/115	-
14	CL7	cA	3129	-	1/1/10/20	2/8/86/115	-
14	CL7	bB	818	-	2/2/10/20	6/8/86/115	-
14	CL7	cB	832	-	2/2/15/20	18/37/115/115	-
14	CL7	bB	832	-	2/2/15/20	16/37/115/115	-
14	CL7	aB	3030	-	2/2/12/20	7/24/102/115	-
13	PHO	bB	805	-	-	18/37/103/103	0/5/6/6
14	CL7	bA	3133	16	2/2/10/20	3/8/86/115	-
14	CL7	aB	3017	-	2/2/10/20	6/8/86/115	-

Continued on next page...

Continued from previous page...

Mol	Type	Chain	Res	Link	Chirals	Torsions	Rings
14	CL7	aL	203	-	2/2/15/20	14/37/115/115	-
14	CL7	aA	3119	-	1/1/9/20	0/2/80/115	-
14	CL7	cA	3118	-	1/1/9/20	0/2/80/115	-
14	CL7	cB	823	-	2/2/10/20	5/8/86/115	-
14	CL7	cA	3107	-	1/1/15/20	13/37/115/115	-
17	PQN	aA	3144	-	-	14/23/43/43	0/2/2/2
14	CL7	bB	814	-	1/1/10/20	3/8/86/115	-
14	CL7	aB	3010	-	2/2/10/20	3/8/86/115	-
14	CL7	aA	3118	-	2/2/9/20	0/2/80/115	-
14	CL7	bA	3118	-	2/2/9/20	0/2/80/115	-
14	CL7	bF	201	-	2/2/9/20	0/2/80/115	-
19	LMG	aB	3029	-	-	20/47/67/70	0/1/1/1
14	CL7	aK	101	-	2/2/8/20	0/2/76/115	-
14	CL7	bK	101	-	2/2/8/20	0/2/76/115	-
14	CL7	bB	807	-	1/1/15/20	13/37/115/115	-
14	CL7	aA	3108	-	1/1/15/20	14/37/115/115	-
14	CL7	aB	3005	-	2/2/15/20	8/37/115/115	-
14	CL7	bA	3142	-	2/2/15/20	14/37/115/115	-
14	CL7	bB	826	-	2/2/15/20	15/37/115/115	-
14	CL7	cA	3103	-	2/2/10/20	3/8/86/115	-
14	CL7	cL	203	10	2/2/15/20	21/37/115/115	-
14	CL7	cL	205	-	2/2/10/20	2/10/88/115	-
14	CL7	bL	205	-	2/2/10/20	1/10/88/115	-
14	CL7	bA	3114	-	2/2/15/20	19/37/115/115	-
14	CL7	aA	3140	-	2/2/15/20	18/37/115/115	-
14	CL7	cK	101	-	2/2/8/20	0/2/76/115	-
14	CL7	cB	810	-	2/2/15/20	17/37/115/115	-
14	CL7	bB	810	-	2/2/15/20	20/37/115/115	-
14	CL7	bA	3106	-	2/2/15/20	20/37/115/115	-
14	CL7	aJ	101	8	1/1/10/20	2/7/85/115	-
14	CL7	bB	809	2	2/2/12/20	5/19/97/115	-
14	CL7	cB	815	-	2/2/10/20	1/8/86/115	-
14	CL7	bB	815	-	2/2/10/20	1/8/86/115	-
14	CL7	cB	818	-	2/2/10/20	3/8/86/115	-

Continued on next page...

Continued from previous page...

Mol	Type	Chain	Res	Link	Chirals	Torsions	Rings
14	CL7	bB	827	-	2/2/15/20	15/37/115/115	-
14	CL7	cB	833	-	2/2/13/20	11/25/103/115	-
14	CL7	bA	3110	-	2/2/10/20	3/8/86/115	-
14	CL7	cB	821	-	1/1/9/20	0/2/80/115	-
14	CL7	cB	808	-	2/2/15/20	16/37/115/115	-
14	CL7	bB	808	-	2/2/15/20	13/37/115/115	-
14	CL7	cB	820	-	2/2/15/20	15/37/115/115	-
14	CL7	bA	3117	-	2/2/9/20	0/2/80/115	-
14	CL7	bB	820	-	2/2/15/20	12/37/115/115	-
14	CL7	aA	3122	-	1/1/10/20	2/8/86/115	-
14	CL7	aB	3011	-	2/2/9/20	0/2/80/115	-
14	CL7	aB	3024	-	2/2/9/20	0/2/80/115	-
14	CL7	aB	3016	-	2/2/10/20	4/8/86/115	-
14	CL7	bA	3119	-	2/2/11/20	2/15/93/115	-
14	CL7	cA	3115	-	1/1/9/20	2/2/80/115	-
14	CL7	bA	3113	-	1/1/10/20	0/8/86/115	-
14	CL7	bA	3145	-	2/2/10/20	3/8/86/115	-
14	CL7	cB	814	-	1/1/10/20	2/8/86/115	-
14	CL7	cA	3141	-	2/2/15/20	16/37/115/115	-
14	CL7	bA	3112	-	2/2/10/20	3/8/86/115	-
14	CL7	bA	3131	-	2/2/10/20	4/8/86/115	-
14	CL7	aA	3109	1	1/1/10/20	3/10/88/115	-
14	CL7	bA	3141	-	2/2/15/20	13/37/115/115	-
14	CL7	aA	3142	-	2/2/15/20	16/37/115/115	-
14	CL7	aB	3015	-	2/2/12/20	6/19/97/115	-
14	CL7	aB	3025	-	2/2/15/20	14/37/115/115	-
13	PHO	cB	801	-	-	10/37/103/103	0/5/6/6
14	CL7	cA	3106	-	2/2/15/20	18/37/115/115	-
14	CL7	bB	816	-	1/1/12/20	3/19/97/115	-
14	CL7	aA	3103	-	1/1/15/20	8/37/115/115	-
14	CL7	aB	3003	-	2/2/15/20	4/37/115/115	-
14	CL7	bA	3124	-	2/2/15/20	9/37/115/115	-
14	CL7	bB	831	-	2/2/12/20	6/24/102/115	-
18	SF4	bB	802	2,1	-	-	0/6/5/5
14	CL7	bA	3132	-	2/2/15/20	16/37/115/115	-

Continued on next page...

Continued from previous page...

Mol	Type	Chain	Res	Link	Chirals	Torsions	Rings
18	SF4	bC	101	3	-	-	0/6/5/5
14	CL7	aA	3106	-	2/2/10/20	3/8/86/115	-
18	SF4	cB	802	2,1	-	-	0/6/5/5
14	CL7	aB	3032	-	2/2/13/20	10/25/103/115	-
14	CL7	aB	3031	-	2/2/15/20	15/37/115/115	-
14	CL7	aA	3123	-	2/2/12/20	7/19/97/115	-
14	CL7	cA	3104	-	2/2/10/20	4/8/86/115	-
14	CL7	cA	3119	-	2/2/11/20	3/15/93/115	-
14	CL7	aA	3104	-	2/2/10/20	2/8/86/115	-
14	CL7	aA	3143	-	1/1/15/20	18/37/115/115	-

All (4062) bond length outliers are listed below:

Mol	Chain	Res	Type	Atoms	Z	Observed(Å)	Ideal(Å)
12	bA	3101	G9R	CHC-C1C	15.30	1.47	1.35
12	cA	3101	G9R	CHC-C1C	15.15	1.47	1.35
13	cB	801	PHO	C3A-C2A	-14.42	1.41	1.54
13	bB	801	PHO	C3A-C2A	-14.37	1.41	1.54
13	aA	3102	PHO	C3A-C2A	-13.81	1.42	1.54
12	aA	3101	G9R	CHC-C1C	13.30	1.46	1.35
13	aA	3102	PHO	OBD-CAD	11.47	1.38	1.22
13	cB	801	PHO	OBD-CAD	11.30	1.38	1.22
13	bB	801	PHO	OBD-CAD	11.15	1.37	1.22
14	cB	819	CL7	C4D-CHA	-10.97	1.31	1.45
14	bB	819	CL7	C4D-CHA	-10.77	1.31	1.45
14	aB	3018	CL7	C4D-CHA	-10.64	1.31	1.45
13	bB	801	PHO	CHA-CBD	-9.41	1.41	1.52
13	cB	801	PHO	CHA-CBD	-9.37	1.41	1.52
13	aB	3004	PHO	C2-C3	9.08	1.54	1.33
14	cA	3102	CL7	C4B-NB	-8.92	1.27	1.35
13	aA	3102	PHO	CHA-CBD	-8.88	1.42	1.52
13	aA	3102	PHO	C2-C3	8.88	1.54	1.33
13	bB	801	PHO	C2-C3	8.87	1.54	1.33
13	cB	805	PHO	C2-C3	8.82	1.54	1.33
13	cB	801	PHO	C2-C3	8.76	1.54	1.33
13	bB	805	PHO	C2-C3	8.52	1.53	1.33
13	bB	805	PHO	OBD-CAD	8.48	1.34	1.22
14	cB	826	CL7	C3D-C4D	-8.42	1.32	1.40
14	bB	826	CL7	C3D-C4D	-8.42	1.32	1.40
14	bA	3102	CL7	C4B-NB	-8.34	1.27	1.35

Continued on next page...

Continued from previous page...

Mol	Chain	Res	Type	Atoms	Z	Observed(Å)	Ideal(Å)
13	cB	805	PHO	OBD-CAD	8.13	1.33	1.22
14	bA	3125	CL7	C4C-C3C	-8.12	1.30	1.45
13	aB	3004	PHO	OBD-CAD	8.11	1.33	1.22
14	bK	101	CL7	C3D-CAD	-8.10	1.37	1.48
14	cB	803	CL7	C4D-CHA	-8.09	1.35	1.45
14	bA	3105	CL7	C4D-CHA	-8.05	1.35	1.45
14	aB	3025	CL7	C3D-C4D	-8.05	1.32	1.40
14	cA	3125	CL7	C4C-C3C	-8.04	1.30	1.45
14	bB	803	CL7	C4D-CHA	-8.03	1.35	1.45
13	aB	3004	PHO	CHA-CBD	-8.01	1.43	1.52
13	cB	801	PHO	C1A-C2A	-8.00	1.39	1.51
14	aA	3106	CL7	C4D-CHA	-8.00	1.35	1.45
14	bB	827	CL7	C1B-NB	7.97	1.42	1.35
14	cK	101	CL7	C3D-CAD	-7.94	1.38	1.48
14	cA	3102	CL7	C4D-CHA	-7.91	1.35	1.45
14	cA	3105	CL7	C4D-CHA	-7.89	1.35	1.45
14	aB	3026	CL7	C1B-NB	7.88	1.42	1.35
13	bB	801	PHO	C1A-C2A	-7.88	1.40	1.51
14	bB	804	CL7	C4B-NB	-7.88	1.28	1.35
14	cB	827	CL7	C1B-NB	7.86	1.42	1.35
13	cB	805	PHO	CHA-CBD	-7.82	1.43	1.52
14	cB	804	CL7	C4C-C3C	-7.82	1.31	1.45
14	cB	819	CL7	C1B-NB	7.77	1.42	1.35
13	bB	805	PHO	CHA-CBD	-7.76	1.43	1.52
14	aA	3126	CL7	C4C-C3C	-7.76	1.31	1.45
14	cA	3125	CL7	C3D-C4D	-7.73	1.33	1.40
14	aK	101	CL7	C3D-CAD	-7.73	1.38	1.48
14	bA	3102	CL7	C4D-CHA	-7.70	1.35	1.45
14	cA	3127	CL7	C4C-C3C	-7.69	1.31	1.45
14	bA	3125	CL7	C3D-C4D	-7.67	1.33	1.40
14	aB	3002	CL7	C4D-CHA	-7.66	1.35	1.45
14	bB	809	CL7	C4C-C3C	-7.62	1.31	1.45
14	aB	3018	CL7	C1B-NB	7.61	1.42	1.35
14	cB	809	CL7	C4C-C3C	-7.56	1.31	1.45
14	cB	819	CL7	C4B-NB	-7.55	1.28	1.35
14	bA	3127	CL7	C4C-C3C	-7.55	1.31	1.45
13	aA	3102	PHO	C1A-C2A	-7.52	1.40	1.51
14	bB	804	CL7	C4C-C3C	-7.51	1.31	1.45
14	aA	3128	CL7	C4C-C3C	-7.50	1.31	1.45
14	bA	3123	CL7	C4C-C3C	-7.50	1.31	1.45
14	aA	3103	CL7	C4D-CHA	-7.48	1.35	1.45
14	cA	3123	CL7	C4C-C3C	-7.42	1.32	1.45

Continued on next page...

Continued from previous page...

Mol	Chain	Res	Type	Atoms	Z	Observed(Å)	Ideal(Å)
14	aB	3003	CL7	C4C-C3C	-7.38	1.32	1.45
14	bB	833	CL7	C4C-C3C	-7.36	1.32	1.45
14	cB	808	CL7	C4C-C3C	-7.28	1.32	1.45
14	aB	3008	CL7	C4C-C3C	-7.27	1.32	1.45
14	bB	819	CL7	C4C-C3C	-7.26	1.32	1.45
14	bB	819	CL7	C1B-NB	7.25	1.41	1.35
14	aB	3032	CL7	C4C-C3C	-7.23	1.32	1.45
14	aB	3019	CL7	C4C-C3C	-7.20	1.32	1.45
14	cB	833	CL7	C4C-C3C	-7.20	1.32	1.45
14	cA	3140	CL7	C4C-C3C	-7.18	1.32	1.45
14	cL	203	CL7	C4B-NB	-7.17	1.28	1.35
14	aA	3126	CL7	C3D-C4D	-7.14	1.33	1.40
14	bB	820	CL7	C4C-C3C	-7.13	1.32	1.45
14	aB	3007	CL7	C4C-C3C	-7.12	1.32	1.45
14	cA	3123	CL7	C4B-NB	-7.11	1.28	1.35
14	cA	3129	CL7	C4D-CHA	-7.10	1.36	1.45
14	bA	3124	CL7	OBD-CAD	-7.10	1.12	1.22
14	cB	820	CL7	C4C-C3C	-7.09	1.32	1.45
14	aA	3124	CL7	C4C-C3C	-7.09	1.32	1.45
14	bA	3119	CL7	OBD-CAD	-7.07	1.12	1.22
14	cB	804	CL7	C4D-CHA	-7.00	1.36	1.45
14	bA	3123	CL7	C4B-NB	-6.98	1.29	1.35
14	bB	803	CL7	C4C-C3C	-6.94	1.32	1.45
14	bA	3111	CL7	C4D-CHA	-6.94	1.36	1.45
14	aB	3031	CL7	C4C-C3C	-6.93	1.32	1.45
14	aA	3103	CL7	C4B-NB	-6.93	1.29	1.35
14	aB	3018	CL7	C4C-C3C	-6.92	1.32	1.45
14	bA	3140	CL7	C4C-C3C	-6.92	1.32	1.45
14	cB	804	CL7	C4B-NB	-6.91	1.29	1.35
14	cB	816	CL7	C4D-CHA	-6.89	1.36	1.45
14	cA	3111	CL7	C4D-CHA	-6.89	1.36	1.45
14	cB	803	CL7	C4C-C3C	-6.89	1.33	1.45
14	cB	832	CL7	C4C-C3C	-6.89	1.33	1.45
14	bB	804	CL7	C3D-CAD	-6.88	1.33	1.47
14	cA	3124	CL7	OBD-CAD	-6.88	1.12	1.22
14	cA	3126	CL7	C4C-C3C	-6.84	1.33	1.45
14	bA	3142	CL7	C4D-CHA	-6.83	1.36	1.45
14	cB	824	CL7	MG-NA	-6.82	1.92	2.05
14	bA	3104	CL7	C4C-C3C	-6.81	1.33	1.45
14	cA	3102	CL7	OBD-CAD	-6.81	1.12	1.22
14	aB	3030	CL7	C4C-C3C	-6.80	1.33	1.45
14	aB	3023	CL7	MG-NA	-6.79	1.92	2.05

Continued on next page...

Continued from previous page...

Mol	Chain	Res	Type	Atoms	Z	Observed(Å)	Ideal(Å)
14	bA	3102	CL7	OBD-CAD	-6.79	1.12	1.22
14	cA	3122	CL7	C4C-C3C	-6.78	1.33	1.45
14	cA	3119	CL7	OBD-CAD	-6.78	1.12	1.22
14	cB	819	CL7	C4C-C3C	-6.76	1.33	1.45
14	cA	3103	CL7	C4C-C3C	-6.74	1.33	1.45
14	bB	807	CL7	C4C-C3C	-6.73	1.33	1.45
14	bB	812	CL7	C4D-CHA	-6.73	1.36	1.45
14	bA	3132	CL7	OBD-CAD	-6.73	1.12	1.22
14	aA	3123	CL7	C4C-C3C	-6.72	1.33	1.45
14	bA	3113	CL7	C4C-C3C	-6.72	1.33	1.45
14	cA	3104	CL7	C4C-C3C	-6.72	1.33	1.45
14	aB	3011	CL7	C4D-CHA	-6.71	1.36	1.45
14	bB	832	CL7	C4C-C3C	-6.71	1.33	1.45
14	aA	3105	CL7	C4C-C3C	-6.70	1.33	1.45
14	cB	804	CL7	C3D-CAD	-6.70	1.33	1.47
14	bA	3102	CL7	C1C-C2C	-6.70	1.32	1.45
14	aB	3002	CL7	C4C-C3C	-6.69	1.33	1.45
14	bA	3103	CL7	C4C-C3C	-6.68	1.33	1.45
14	aA	3121	CL7	C4C-C3C	-6.68	1.33	1.45
14	cB	807	CL7	C4C-C3C	-6.67	1.33	1.45
14	cB	812	CL7	C4D-CHA	-6.67	1.36	1.45
14	aB	3023	CL7	C4C-C3C	-6.67	1.33	1.45
14	bB	808	CL7	C4C-C3C	-6.66	1.33	1.45
14	bA	3122	CL7	C4C-C3C	-6.66	1.33	1.45
14	bA	3120	CL7	C4C-C3C	-6.66	1.33	1.45
14	aB	3003	CL7	C4B-NB	-6.66	1.29	1.35
14	aL	202	CL7	C4B-NB	-6.65	1.29	1.35
13	bB	805	PHO	C1A-C2A	-6.65	1.41	1.51
14	cA	3113	CL7	C4C-C3C	-6.65	1.33	1.45
14	aA	3125	CL7	OBD-CAD	-6.65	1.13	1.22
14	bA	3129	CL7	C4D-CHA	-6.63	1.36	1.45
14	cA	3139	CL7	C4C-C3C	-6.63	1.33	1.45
14	bB	824	CL7	MG-NA	-6.63	1.92	2.05
14	cA	3142	CL7	C4D-CHA	-6.63	1.36	1.45
14	bB	831	CL7	C4C-C3C	-6.62	1.33	1.45
14	cA	3128	CL7	OBD-CAD	-6.62	1.13	1.22
14	cA	3120	CL7	C4C-C3C	-6.62	1.33	1.45
14	bA	3126	CL7	C4C-C3C	-6.61	1.33	1.45
14	aA	3130	CL7	C3D-CAD	-6.61	1.33	1.47
14	aB	3006	CL7	C4C-C3C	-6.60	1.33	1.45
14	cA	3107	CL7	C4D-CHA	-6.59	1.36	1.45
14	bB	808	CL7	C4D-CHA	-6.58	1.36	1.45

Continued on next page...

Continued from previous page...

Mol	Chain	Res	Type	Atoms	Z	Observed(Å)	Ideal(Å)
14	aA	3127	CL7	C4C-C3C	-6.58	1.33	1.45
14	aA	3114	CL7	C4C-C3C	-6.58	1.33	1.45
14	bA	3128	CL7	OBD-CAD	-6.57	1.13	1.22
14	bB	819	CL7	C4B-NB	-6.55	1.29	1.35
14	cA	3130	CL7	C4C-C3C	-6.55	1.33	1.45
14	bA	3139	CL7	C4C-C3C	-6.55	1.33	1.45
14	cB	823	CL7	C4D-CHA	-6.54	1.36	1.45
14	aA	3109	CL7	C4D-CHA	-6.54	1.36	1.45
14	bB	813	CL7	C4C-C3C	-6.54	1.33	1.45
14	aB	3011	CL7	C4C-C3C	-6.54	1.33	1.45
14	bL	205	CL7	C4D-CHA	-6.54	1.36	1.45
14	cB	813	CL7	C4C-C3C	-6.53	1.33	1.45
14	cA	3128	CL7	C4C-C3C	-6.52	1.33	1.45
14	bA	3116	CL7	C4D-CHA	-6.52	1.36	1.45
14	bA	3142	CL7	C4C-C3C	-6.51	1.33	1.45
14	aB	3005	CL7	C4D-CHA	-6.51	1.36	1.45
14	bA	3131	CL7	C4C-C3C	-6.51	1.33	1.45
14	bB	816	CL7	C4D-CHA	-6.51	1.36	1.45
14	cB	831	CL7	C4C-C3C	-6.51	1.33	1.45
14	cF	201	CL7	C4C-C3C	-6.50	1.33	1.45
14	aB	3017	CL7	C4C-C3C	-6.49	1.33	1.45
14	cB	812	CL7	C4C-C3C	-6.48	1.33	1.45
14	aA	3143	CL7	C4D-CHA	-6.48	1.37	1.45
14	bA	3130	CL7	C4C-C3C	-6.48	1.33	1.45
14	aA	3104	CL7	C4C-C3C	-6.47	1.33	1.45
14	bB	812	CL7	C4C-C3C	-6.47	1.33	1.45
14	aB	3022	CL7	C4D-CHA	-6.47	1.37	1.45
14	aA	3142	CL7	C4C-C3C	-6.47	1.33	1.45
14	cA	3131	CL7	C4C-C3C	-6.46	1.33	1.45
14	bA	3106	CL7	C3D-CAD	-6.46	1.34	1.47
14	aB	3012	CL7	C4C-C3C	-6.46	1.33	1.45
14	cA	3106	CL7	C3D-CAD	-6.46	1.34	1.47
14	aB	3018	CL7	MG-NA	-6.45	1.93	2.05
14	aA	3141	CL7	C4C-C3C	-6.45	1.33	1.45
14	aA	3128	CL7	C1B-NB	6.45	1.41	1.35
14	cA	3129	CL7	C3D-CAD	-6.45	1.34	1.47
13	cB	805	PHO	C1A-C2A	-6.45	1.42	1.51
14	cB	814	CL7	C4D-CHA	-6.45	1.37	1.45
14	aB	3012	CL7	C4D-CHA	-6.44	1.37	1.45
14	aB	3032	CL7	C3D-CAD	-6.44	1.34	1.47
14	bB	824	CL7	C4C-C3C	-6.44	1.33	1.45
14	aB	3007	CL7	C4D-CHA	-6.44	1.37	1.45

Continued on next page...

Continued from previous page...

Mol	Chain	Res	Type	Atoms	Z	Observed(Å)	Ideal(Å)
14	bB	823	CL7	C4D-CHA	-6.43	1.37	1.45
14	cA	3103	CL7	C4D-CHA	-6.43	1.37	1.45
14	bA	3129	CL7	C3D-CAD	-6.42	1.34	1.47
14	bA	3108	CL7	C4C-C3C	-6.42	1.33	1.45
14	aA	3119	CL7	C4C-C3C	-6.41	1.33	1.45
14	bB	823	CL7	C4C-C3C	-6.41	1.33	1.45
14	aA	3112	CL7	C4D-CHA	-6.41	1.37	1.45
14	aB	3003	CL7	C3D-CAD	-6.40	1.34	1.47
14	cA	3117	CL7	C4C-C3C	-6.40	1.33	1.45
14	bB	826	CL7	C4C-C3C	-6.39	1.33	1.45
14	bA	3111	CL7	C4C-C3C	-6.39	1.33	1.45
14	bA	3107	CL7	C4C-C3C	-6.39	1.33	1.45
14	cB	815	CL7	C4C-C3C	-6.39	1.33	1.45
14	cA	3121	CL7	C4C-C3C	-6.39	1.33	1.45
14	bA	3121	CL7	C4C-C3C	-6.38	1.33	1.45
14	aB	3015	CL7	C3D-CAD	-6.38	1.34	1.47
14	cB	813	CL7	C4D-CHA	-6.38	1.37	1.45
14	bA	3117	CL7	C4C-C3C	-6.38	1.33	1.45
14	cA	3142	CL7	C4C-C3C	-6.38	1.33	1.45
14	cB	817	CL7	C4D-CHA	-6.38	1.37	1.45
14	aA	3133	CL7	OBD-CAD	-6.38	1.13	1.22
14	bB	815	CL7	C4C-C3C	-6.38	1.33	1.45
14	bA	3132	CL7	C4C-C3C	-6.38	1.33	1.45
14	cA	3124	CL7	C4C-C3C	-6.37	1.33	1.45
14	aB	3013	CL7	C4D-CHA	-6.37	1.37	1.45
14	cA	3111	CL7	C4C-C3C	-6.37	1.33	1.45
14	aA	3132	CL7	C4C-C3C	-6.37	1.33	1.45
14	aL	204	CL7	C4D-CHA	-6.37	1.37	1.45
14	cA	3116	CL7	C4C-C3C	-6.37	1.33	1.45
14	bB	833	CL7	C3D-CAD	-6.37	1.34	1.47
14	cB	806	CL7	C4C-C3C	-6.37	1.33	1.45
14	cA	3119	CL7	CAA-C2A	-6.37	1.42	1.54
14	bF	201	CL7	C4C-C3C	-6.37	1.33	1.45
14	cA	3128	CL7	C2A-C1A	-6.36	1.41	1.50
14	aA	3112	CL7	C4C-C3C	-6.36	1.33	1.45
14	bA	3114	CL7	C4D-CHA	-6.36	1.37	1.45
14	bB	818	CL7	C4C-C3C	-6.36	1.33	1.45
14	aB	3015	CL7	C4D-CHA	-6.36	1.37	1.45
14	cB	824	CL7	C4C-C3C	-6.36	1.33	1.45
14	bB	806	CL7	C4C-C3C	-6.36	1.33	1.45
14	cB	818	CL7	C4C-C3C	-6.36	1.33	1.45
14	cA	3102	CL7	C1C-C2C	-6.36	1.32	1.45

Continued on next page...

Continued from previous page...

Mol	Chain	Res	Type	Atoms	Z	Observed(Å)	Ideal(Å)
14	cB	817	CL7	C4C-C3C	-6.36	1.33	1.45
14	bA	3109	CL7	C4C-C3C	-6.35	1.33	1.45
14	cA	3118	CL7	C4C-C3C	-6.35	1.33	1.45
14	aA	3104	CL7	C4D-CHA	-6.35	1.37	1.45
14	cA	3109	CL7	C4C-C3C	-6.35	1.33	1.45
17	cB	828	PQN	C11-C12	-6.35	1.41	1.50
14	bB	817	CL7	C4C-C3C	-6.35	1.33	1.45
14	bA	3141	CL7	C4C-C3C	-6.35	1.33	1.45
14	bA	3128	CL7	C4C-C3C	-6.35	1.33	1.45
14	aB	3010	CL7	C4D-CHA	-6.34	1.37	1.45
14	aF	201	CL7	C4C-C3C	-6.34	1.33	1.45
14	cB	823	CL7	C4C-C3C	-6.34	1.33	1.45
14	aA	3110	CL7	C4C-C3C	-6.34	1.33	1.45
14	cA	3105	CL7	MG-NC	-6.34	1.93	2.05
14	cA	3132	CL7	C4C-C3C	-6.33	1.33	1.45
14	bA	3145	CL7	C4D-CHA	-6.33	1.37	1.45
14	bA	3118	CL7	C4C-C3C	-6.33	1.34	1.45
14	aB	3022	CL7	C4C-C3C	-6.33	1.34	1.45
14	bA	3116	CL7	C4C-C3C	-6.33	1.34	1.45
14	cA	3107	CL7	C4C-C3C	-6.32	1.34	1.45
14	aA	3131	CL7	C4C-C3C	-6.32	1.34	1.45
14	bL	205	CL7	C4C-C3C	-6.32	1.34	1.45
14	bA	3109	CL7	C4D-CHA	-6.31	1.37	1.45
14	bA	3103	CL7	C4D-CHA	-6.31	1.37	1.45
14	bA	3105	CL7	MG-NC	-6.31	1.93	2.05
14	bK	101	CL7	C4C-C3C	-6.31	1.34	1.45
13	aB	3004	PHO	C1A-C2A	-6.31	1.42	1.51
17	bB	828	PQN	C11-C12	-6.30	1.41	1.50
14	cA	3141	CL7	C4C-C3C	-6.30	1.34	1.45
14	bB	815	CL7	C4D-CHA	-6.30	1.37	1.45
14	aA	3118	CL7	C4C-C3C	-6.29	1.34	1.45
14	bB	814	CL7	C4D-CHA	-6.29	1.37	1.45
14	bA	3119	CL7	CAA-C2A	-6.28	1.42	1.54
14	aA	3108	CL7	C4D-CHA	-6.28	1.37	1.45
14	cA	3114	CL7	C4D-CHA	-6.28	1.37	1.45
14	aB	3016	CL7	C4D-CHA	-6.27	1.37	1.45
14	cL	205	CL7	C4C-C3C	-6.27	1.34	1.45
14	bB	817	CL7	C4D-CHA	-6.26	1.37	1.45
14	cB	806	CL7	C4D-CHA	-6.26	1.37	1.45
14	aB	3016	CL7	C4C-C3C	-6.26	1.34	1.45
14	aA	3119	CL7	C4D-CHA	-6.26	1.37	1.45
14	bB	804	CL7	C4D-CHA	-6.26	1.37	1.45

Continued on next page...

Continued from previous page...

Mol	Chain	Res	Type	Atoms	Z	Observed(Å)	Ideal(Å)
14	bA	3107	CL7	C4D-CHA	-6.26	1.37	1.45
14	bB	806	CL7	C4D-CHA	-6.26	1.37	1.45
14	cA	3109	CL7	C4D-CHA	-6.26	1.37	1.45
14	bB	813	CL7	C4D-CHA	-6.25	1.37	1.45
14	cA	3144	CL7	C4D-CHA	-6.25	1.37	1.45
14	cL	205	CL7	C4D-CHA	-6.25	1.37	1.45
14	cB	833	CL7	C3D-CAD	-6.25	1.34	1.47
14	aA	3146	CL7	C4D-CHA	-6.25	1.37	1.45
14	bB	819	CL7	MG-NA	-6.25	1.93	2.05
14	cA	3118	CL7	C4D-CHA	-6.24	1.37	1.45
14	aL	204	CL7	C4C-C3C	-6.24	1.34	1.45
14	bB	825	CL7	C4C-C3C	-6.23	1.34	1.45
14	bB	821	CL7	C4C-C3C	-6.22	1.34	1.45
14	cB	821	CL7	C4C-C3C	-6.22	1.34	1.45
14	aB	3021	CL7	C4C-C3C	-6.21	1.34	1.45
14	cA	3126	CL7	C4D-CHA	-6.21	1.37	1.45
14	aA	3103	CL7	C1C-C2C	-6.21	1.33	1.45
14	bL	205	CL7	C3D-CAD	-6.20	1.34	1.47
14	aB	3003	CL7	C4D-CHA	-6.20	1.37	1.45
14	cA	3133	CL7	C4C-C3C	-6.20	1.34	1.45
14	bJ	101	CL7	C4C-C3C	-6.20	1.34	1.45
14	cB	815	CL7	C4D-CHA	-6.19	1.37	1.45
14	aB	3009	CL7	C4C-C3C	-6.19	1.34	1.45
14	bA	3112	CL7	C4D-CHA	-6.19	1.37	1.45
14	aA	3143	CL7	C4C-C3C	-6.19	1.34	1.45
14	aA	3120	CL7	CAA-C2A	-6.19	1.42	1.54
14	aL	204	CL7	C3D-CAD	-6.18	1.34	1.47
14	cA	3112	CL7	C4D-CHA	-6.18	1.37	1.45
14	bL	203	CL7	C4B-NB	-6.18	1.29	1.35
14	bA	3118	CL7	C4D-CHA	-6.18	1.37	1.45
14	cA	3133	CL7	C4D-CHA	-6.18	1.37	1.45
14	cB	826	CL7	C4C-C3C	-6.18	1.34	1.45
17	aB	3027	PQN	C11-C12	-6.18	1.41	1.50
14	aB	3020	CL7	C4C-C3C	-6.17	1.34	1.45
14	aB	3014	CL7	C4C-C3C	-6.17	1.34	1.45
14	cL	204	CL7	C4C-C3C	-6.17	1.34	1.45
14	bL	203	CL7	C4D-CHA	-6.16	1.37	1.45
14	bA	3129	CL7	MG-NC	-6.16	1.93	2.05
14	cJ	101	CL7	C4C-C3C	-6.16	1.34	1.45
14	aA	3117	CL7	C4C-C3C	-6.16	1.34	1.45
14	aB	3005	CL7	C4C-C3C	-6.16	1.34	1.45
14	bB	816	CL7	C3D-CAD	-6.15	1.34	1.47

Continued on next page...

Continued from previous page...

Mol	Chain	Res	Type	Atoms	Z	Observed(Å)	Ideal(Å)
14	bA	3133	CL7	C4C-C3C	-6.15	1.34	1.45
14	cA	3119	CL7	C4C-C3C	-6.15	1.34	1.45
14	cA	3140	CL7	C4D-CHA	-6.15	1.37	1.45
14	cB	810	CL7	C4C-C3C	-6.14	1.34	1.45
14	cA	3116	CL7	C4D-CHA	-6.14	1.37	1.45
14	aA	3124	CL7	C4B-NB	-6.13	1.29	1.35
14	aA	3140	CL7	C4C-C3C	-6.12	1.34	1.45
14	cA	3132	CL7	OBD-CAD	-6.12	1.13	1.22
14	bA	3119	CL7	C4C-C3C	-6.12	1.34	1.45
14	aA	3120	CL7	C4C-C3C	-6.12	1.34	1.45
14	bB	814	CL7	C4C-C3C	-6.12	1.34	1.45
14	bB	811	CL7	C4D-CHA	-6.12	1.37	1.45
14	aA	3108	CL7	C4C-C3C	-6.11	1.34	1.45
14	bB	811	CL7	C4C-C3C	-6.11	1.34	1.45
14	aB	3020	CL7	C4D-CHA	-6.11	1.37	1.45
14	cB	814	CL7	C4C-C3C	-6.11	1.34	1.45
14	aJ	101	CL7	C4C-C3C	-6.11	1.34	1.45
14	cL	203	CL7	C4C-C3C	-6.10	1.34	1.45
14	aA	3113	CL7	C4D-CHA	-6.10	1.37	1.45
14	cB	825	CL7	C4D-CHA	-6.10	1.37	1.45
14	bA	3133	CL7	C4D-CHA	-6.09	1.37	1.45
14	aA	3133	CL7	C4C-C3C	-6.09	1.34	1.45
14	aB	3018	CL7	C4B-NB	-6.09	1.29	1.35
14	aB	3013	CL7	C4C-C3C	-6.09	1.34	1.45
14	cA	3131	CL7	C4D-CHA	-6.08	1.37	1.45
14	cK	101	CL7	C4C-C3C	-6.08	1.34	1.45
14	cB	808	CL7	C4D-CHA	-6.07	1.37	1.45
14	cA	3129	CL7	C3A-C2A	-6.07	1.48	1.54
14	bB	822	CL7	C4C-C3C	-6.06	1.34	1.45
14	aJ	101	CL7	C4D-CHA	-6.06	1.37	1.45
14	cB	819	CL7	MG-NA	-6.06	1.93	2.05
14	bB	827	CL7	C4D-CHA	-6.05	1.37	1.45
14	bA	3131	CL7	C4D-CHA	-6.04	1.37	1.45
14	cA	3142	CL7	MG-NC	-6.04	1.93	2.05
14	bA	3110	CL7	C4C-C3C	-6.04	1.34	1.45
14	cA	3106	CL7	C4C-C3C	-6.04	1.34	1.45
14	bB	820	CL7	C4D-CHA	-6.04	1.37	1.45
14	aA	3122	CL7	C4C-C3C	-6.03	1.34	1.45
14	aA	3110	CL7	C4D-CHA	-6.03	1.37	1.45
14	cA	3110	CL7	C4C-C3C	-6.03	1.34	1.45
14	aA	3111	CL7	C4D-CHA	-6.02	1.37	1.45
14	aB	3024	CL7	C4D-CHA	-6.02	1.37	1.45

Continued on next page...

Continued from previous page...

Mol	Chain	Res	Type	Atoms	Z	Observed(Å)	Ideal(Å)
14	cB	822	CL7	C4C-C3C	-6.02	1.34	1.45
14	aA	3109	CL7	C4C-C3C	-6.02	1.34	1.45
14	bA	3145	CL7	C4C-C3C	-6.02	1.34	1.45
14	aA	3124	CL7	C4D-CHA	-6.02	1.37	1.45
14	cA	3117	CL7	C4D-CHA	-6.01	1.37	1.45
14	aB	3010	CL7	C4C-C3C	-6.01	1.34	1.45
14	bK	101	CL7	C4D-CHA	-6.01	1.37	1.45
14	aA	3113	CL7	C1B-NB	6.01	1.40	1.35
14	aA	3107	CL7	C3D-CAD	-6.01	1.34	1.47
14	cB	825	CL7	C4C-C3C	-6.01	1.34	1.45
14	cL	205	CL7	C3D-CAD	-6.01	1.34	1.47
14	cA	3129	CL7	OBD-CAD	-6.01	1.13	1.22
14	cA	3105	CL7	C3D-CAD	-6.01	1.34	1.47
14	aA	3130	CL7	C4D-CHA	-6.01	1.37	1.45
14	bB	806	CL7	MG-NC	-6.00	1.93	2.05
14	aB	3024	CL7	C4C-C3C	-6.00	1.34	1.45
14	cF	201	CL7	C4D-CHA	-6.00	1.37	1.45
14	bA	3105	CL7	C3D-CAD	-6.00	1.34	1.47
14	aA	3111	CL7	C4C-C3C	-6.00	1.34	1.45
14	aA	3106	CL7	MG-NC	-6.00	1.93	2.05
14	cA	3144	CL7	C4C-C3C	-5.99	1.34	1.45
14	cB	811	CL7	C4C-C3C	-5.99	1.34	1.45
14	bB	819	CL7	C3D-CAD	-5.99	1.34	1.47
14	aA	3134	CL7	C4D-CHA	-5.99	1.37	1.45
14	aA	3146	CL7	C4C-C3C	-5.99	1.34	1.45
14	aA	3106	CL7	C3D-CAD	-5.98	1.35	1.47
14	cB	824	CL7	C4D-CHA	-5.98	1.37	1.45
14	bJ	101	CL7	C4D-CHA	-5.98	1.37	1.45
14	bB	810	CL7	C4C-C3C	-5.97	1.34	1.45
14	aA	3134	CL7	C4C-C3C	-5.97	1.34	1.45
14	aB	3014	CL7	C4D-CHA	-5.97	1.37	1.45
14	aA	3117	CL7	C4D-CHA	-5.96	1.37	1.45
14	cB	806	CL7	MG-NC	-5.96	1.94	2.05
14	aF	201	CL7	C4D-CHA	-5.96	1.37	1.45
14	cB	821	CL7	C4D-CHA	-5.95	1.37	1.45
14	bB	804	CL7	OBD-CAD	-5.95	1.14	1.22
14	bA	3142	CL7	MG-NC	-5.95	1.94	2.05
12	bA	3101	G9R	O2D-CGD	5.94	1.47	1.33
14	cL	205	CL7	C4B-NB	-5.93	1.29	1.35
14	bA	3117	CL7	C4D-CHA	-5.93	1.37	1.45
14	bL	204	CL7	C4C-C3C	-5.93	1.34	1.45
14	bA	3128	CL7	C2A-C1A	-5.93	1.41	1.50

Continued on next page...

Continued from previous page...

Mol	Chain	Res	Type	Atoms	Z	Observed(Å)	Ideal(Å)
14	cL	204	CL7	C4B-NB	-5.92	1.29	1.35
14	bB	821	CL7	C4D-CHA	-5.92	1.37	1.45
14	bA	3112	CL7	C4C-C3C	-5.92	1.34	1.45
14	cA	3108	CL7	C1C-C2C	-5.92	1.33	1.45
14	aB	3018	CL7	C3D-CAD	-5.92	1.35	1.47
14	bA	3108	CL7	C3D-CAD	-5.91	1.35	1.47
14	aL	202	CL7	C4D-CHA	-5.91	1.37	1.45
14	bB	824	CL7	C4D-CHA	-5.91	1.37	1.45
14	aL	203	CL7	OBD-CAD	-5.90	1.14	1.22
14	cA	3112	CL7	C4C-C3C	-5.90	1.34	1.45
14	aA	3143	CL7	C1B-NB	5.90	1.40	1.35
14	bA	3106	CL7	C4C-C3C	-5.89	1.34	1.45
14	cA	3129	CL7	MG-NC	-5.89	1.94	2.05
14	bB	832	CL7	C4D-CHA	-5.89	1.37	1.45
14	aB	3023	CL7	C4D-CHA	-5.88	1.37	1.45
14	aB	3005	CL7	MG-NC	-5.88	1.94	2.05
14	cB	811	CL7	C4D-CHA	-5.88	1.37	1.45
14	bB	831	CL7	C4D-CHA	-5.88	1.37	1.45
14	cA	3102	CL7	C4C-C3C	-5.88	1.34	1.45
14	aB	3026	CL7	C4D-CHA	-5.88	1.37	1.45
14	cJ	101	CL7	C4D-CHA	-5.87	1.37	1.45
14	aA	3143	CL7	MG-NC	-5.87	1.94	2.05
14	cA	3130	CL7	C4D-CHA	-5.87	1.37	1.45
14	cA	3141	CL7	MG-NA	-5.87	1.94	2.05
14	aA	3129	CL7	C4C-C3C	-5.86	1.34	1.45
14	aA	3132	CL7	C4D-CHA	-5.86	1.37	1.45
14	bB	806	CL7	OBD-CAD	-5.86	1.14	1.22
14	bA	3115	CL7	C4D-CHA	-5.86	1.37	1.45
14	bA	3140	CL7	C4D-CHA	-5.86	1.37	1.45
14	aA	3127	CL7	C4D-CHA	-5.86	1.37	1.45
14	aA	3142	CL7	MG-NA	-5.85	1.94	2.05
14	cA	3112	CL7	C1B-NB	5.85	1.40	1.35
14	bA	3108	CL7	C1C-C2C	-5.85	1.33	1.45
14	bA	3130	CL7	C4D-CHA	-5.85	1.37	1.45
14	bL	204	CL7	OBD-CAD	-5.85	1.14	1.22
14	aA	3129	CL7	C2A-C1A	-5.85	1.42	1.50
14	cA	3139	CL7	C4D-CHA	-5.85	1.37	1.45
14	aA	3118	CL7	C4D-CHA	-5.84	1.37	1.45
14	bA	3119	CL7	MG-NA	-5.84	1.94	2.05
14	aA	3120	CL7	OBD-CAD	-5.83	1.14	1.22
14	aB	3015	CL7	MG-NC	-5.83	1.94	2.05
14	aK	101	CL7	C4C-C3C	-5.83	1.34	1.45

Continued on next page...

Continued from previous page...

Mol	Chain	Res	Type	Atoms	Z	Observed(Å)	Ideal(Å)
14	bA	3124	CL7	C4D-CHA	-5.83	1.37	1.45
14	bA	3127	CL7	C1B-NB	5.82	1.40	1.35
14	bB	818	CL7	C4D-CHA	-5.82	1.37	1.45
14	cA	3110	CL7	C4D-CHA	-5.82	1.37	1.45
14	bA	3126	CL7	C4D-CHA	-5.82	1.37	1.45
14	bF	201	CL7	C4D-CHA	-5.82	1.37	1.45
14	cB	816	CL7	MG-NC	-5.82	1.94	2.05
14	aB	3008	CL7	C3D-CAD	-5.82	1.35	1.47
14	cB	831	CL7	C4D-CHA	-5.81	1.37	1.45
14	aA	3131	CL7	C4D-CHA	-5.81	1.37	1.45
14	aA	3116	CL7	C4D-CHA	-5.81	1.37	1.45
14	bA	3113	CL7	C4D-CHA	-5.81	1.37	1.45
14	cA	3127	CL7	C4B-NB	-5.80	1.30	1.35
14	bB	809	CL7	C3D-CAD	-5.80	1.35	1.47
14	cB	827	CL7	C1C-C2C	-5.80	1.33	1.45
14	cB	826	CL7	C1B-NB	5.80	1.40	1.35
14	aA	3115	CL7	C4D-CHA	-5.80	1.37	1.45
14	bA	3125	CL7	C2A-C1A	-5.80	1.42	1.50
14	aA	3141	CL7	C4D-CHA	-5.80	1.37	1.45
14	cL	204	CL7	OBD-CAD	-5.79	1.14	1.22
14	cA	3115	CL7	C4D-CHA	-5.79	1.37	1.45
14	bB	822	CL7	C1C-C2C	-5.79	1.33	1.45
14	cA	3108	CL7	C4D-CHA	-5.79	1.37	1.45
14	aB	3025	CL7	C4C-C3C	-5.79	1.34	1.45
14	bA	3114	CL7	C4C-C3C	-5.78	1.34	1.45
14	bB	816	CL7	MG-NC	-5.78	1.94	2.05
14	bB	808	CL7	C3D-CAD	-5.78	1.35	1.47
14	bA	3132	CL7	C4D-CHA	-5.78	1.37	1.45
14	bA	3124	CL7	C4C-C3C	-5.78	1.34	1.45
14	aA	3109	CL7	C1C-C2C	-5.77	1.33	1.45
14	bA	3141	CL7	C4D-CHA	-5.77	1.37	1.45
14	cA	3119	CL7	MG-NA	-5.77	1.94	2.05
14	cB	816	CL7	C3D-CAD	-5.77	1.35	1.47
14	cB	822	CL7	C1C-C2C	-5.77	1.33	1.45
14	aB	3021	CL7	C1C-C2C	-5.77	1.33	1.45
14	bA	3128	CL7	C3D-CAD	-5.76	1.35	1.47
14	bA	3123	CL7	C4D-CHA	-5.76	1.37	1.45
14	aA	3120	CL7	MG-NA	-5.76	1.94	2.05
14	aB	3007	CL7	C3D-CAD	-5.75	1.35	1.47
14	bA	3112	CL7	C1B-NB	5.75	1.40	1.35
14	cA	3113	CL7	C4D-CHA	-5.75	1.37	1.45
14	aB	3017	CL7	C4D-CHA	-5.75	1.37	1.45

Continued on next page...

Continued from previous page...

Mol	Chain	Res	Type	Atoms	Z	Observed(Å)	Ideal(Å)
14	bB	807	CL7	C4D-CHA	-5.75	1.37	1.45
14	bA	3141	CL7	MG-NA	-5.75	1.94	2.05
14	aB	3031	CL7	C4B-NB	-5.74	1.30	1.35
14	cB	818	CL7	C4D-CHA	-5.74	1.37	1.45
14	aA	3115	CL7	C4C-C3C	-5.74	1.35	1.45
14	bA	3127	CL7	C4B-NB	-5.73	1.30	1.35
14	cA	3127	CL7	C1C-C2C	-5.72	1.34	1.45
14	aA	3128	CL7	C1C-C2C	-5.72	1.34	1.45
14	bA	3108	CL7	C4D-CHA	-5.71	1.37	1.45
14	bA	3142	CL7	C3D-CAD	-5.71	1.35	1.47
14	aA	3130	CL7	MG-NC	-5.71	1.94	2.05
14	cA	3132	CL7	C4D-CHA	-5.71	1.37	1.45
14	aA	3133	CL7	C4D-CHA	-5.70	1.37	1.45
14	cK	101	CL7	C4D-CHA	-5.70	1.37	1.45
14	cA	3127	CL7	C1B-NB	5.69	1.40	1.35
14	aA	3113	CL7	C4C-C3C	-5.69	1.35	1.45
14	bA	3119	CL7	C4D-CHA	-5.69	1.38	1.45
14	cB	810	CL7	C4D-CHA	-5.69	1.38	1.45
14	aF	201	CL7	MG-NA	-5.68	1.94	2.05
14	cA	3114	CL7	C4C-C3C	-5.67	1.35	1.45
14	aB	3031	CL7	C4D-CHA	-5.67	1.38	1.45
14	aB	3005	CL7	OBD-CAD	-5.66	1.14	1.22
14	cB	803	CL7	C4B-NB	-5.66	1.30	1.35
14	cB	819	CL7	C3D-CAD	-5.66	1.35	1.47
17	cB	828	PQN	O4-C4	-5.66	1.11	1.23
12	aA	3101	G9R	O2D-CGD	5.66	1.47	1.33
14	bA	3126	CL7	CHB-C4A	-5.65	1.30	1.34
14	aA	3140	CL7	C4D-CHA	-5.65	1.38	1.45
14	aA	3114	CL7	C4D-CHA	-5.65	1.38	1.45
14	cA	3122	CL7	C1C-C2C	-5.64	1.34	1.45
14	bA	3129	CL7	OBD-CAD	-5.64	1.14	1.22
14	cA	3125	CL7	C2A-C1A	-5.64	1.42	1.50
14	aL	202	CL7	C4C-C3C	-5.64	1.35	1.45
14	cB	826	CL7	C3D-CAD	-5.64	1.35	1.47
17	aB	3027	PQN	O4-C4	-5.64	1.11	1.23
14	aK	101	CL7	C1B-NB	5.64	1.40	1.35
14	aA	3129	CL7	OBD-CAD	-5.64	1.14	1.22
14	cA	3119	CL7	C3D-CAD	-5.63	1.35	1.47
14	aA	3125	CL7	C4C-C3C	-5.62	1.35	1.45
14	cA	3141	CL7	C1C-C2C	-5.62	1.34	1.45
14	bA	3120	CL7	C4D-CHA	-5.62	1.38	1.45
14	bL	204	CL7	C1C-C2C	-5.61	1.34	1.45

Continued on next page...

Continued from previous page...

Mol	Chain	Res	Type	Atoms	Z	Observed(Å)	Ideal(Å)
14	bA	3122	CL7	C1C-C2C	-5.61	1.34	1.45
14	bB	827	CL7	C1C-C2C	-5.61	1.34	1.45
14	cL	203	CL7	C4D-CHA	-5.60	1.38	1.45
14	bA	3110	CL7	C4D-CHA	-5.60	1.38	1.45
14	aB	3019	CL7	C4D-CHA	-5.60	1.38	1.45
14	bB	820	CL7	C1C-C2C	-5.59	1.34	1.45
14	cA	3142	CL7	C3D-CAD	-5.59	1.35	1.47
14	cA	3108	CL7	C3D-CAD	-5.59	1.35	1.47
14	aA	3107	CL7	C4C-C3C	-5.58	1.35	1.45
12	cA	3101	G9R	O2D-CGD	5.58	1.46	1.33
14	cA	3123	CL7	C4D-CHA	-5.58	1.38	1.45
14	cB	808	CL7	C3D-CAD	-5.57	1.35	1.47
14	bB	826	CL7	C3D-CAD	-5.57	1.35	1.47
17	bB	828	PQN	O4-C4	-5.57	1.11	1.23
14	bA	3141	CL7	C1C-C2C	-5.57	1.34	1.45
14	cA	3141	CL7	C4D-CHA	-5.57	1.38	1.45
14	bA	3129	CL7	C3C-C2C	-5.57	1.24	1.36
14	cB	804	CL7	OBD-CAD	-5.56	1.14	1.22
14	bB	810	CL7	C4D-CHA	-5.55	1.38	1.45
14	aB	3026	CL7	C1C-C2C	-5.55	1.34	1.45
14	bA	3113	CL7	C1B-NB	5.55	1.40	1.35
14	aB	3025	CL7	C1B-NB	5.55	1.40	1.35
14	bA	3106	CL7	C1C-C2C	-5.54	1.34	1.45
14	bB	833	CL7	MG-NA	-5.54	1.94	2.05
14	aB	3030	CL7	C4D-CHA	-5.54	1.38	1.45
14	cF	201	CL7	MG-NA	-5.53	1.94	2.05
14	bB	809	CL7	C4D-CHA	-5.53	1.38	1.45
14	bB	825	CL7	C4D-CHA	-5.53	1.38	1.45
14	aB	3008	CL7	C4D-CHA	-5.52	1.38	1.45
14	aA	3123	CL7	C1C-C2C	-5.52	1.34	1.45
14	cA	3119	CL7	C4D-CHA	-5.52	1.38	1.45
12	aA	3101	G9R	C3C-C2C	5.52	1.48	1.36
14	cB	809	CL7	C3D-CAD	-5.52	1.35	1.47
14	cB	820	CL7	C1C-C2C	-5.52	1.34	1.45
14	bA	3115	CL7	C4C-C3C	-5.52	1.35	1.45
14	bF	201	CL7	MG-NA	-5.52	1.94	2.05
14	cB	816	CL7	MG-NA	-5.52	1.94	2.05
14	aL	204	CL7	MG-NC	-5.52	1.94	2.05
14	cB	832	CL7	C4B-NB	-5.52	1.30	1.35
14	bA	3123	CL7	C3D-C4D	-5.51	1.35	1.40
14	cB	820	CL7	C3D-CAD	-5.51	1.36	1.47
14	aB	3006	CL7	C4D-CHA	-5.51	1.38	1.45

Continued on next page...

Continued from previous page...

Mol	Chain	Res	Type	Atoms	Z	Observed(Å)	Ideal(Å)
14	bA	3108	CL7	C4B-NB	-5.51	1.30	1.35
14	cA	3108	CL7	C4C-C3C	-5.50	1.35	1.45
14	aA	3117	CL7	C1B-NB	5.50	1.40	1.35
14	cA	3124	CL7	MG-NC	-5.50	1.94	2.05
14	cB	809	CL7	C4D-CHA	-5.49	1.38	1.45
14	aB	3002	CL7	C3D-CAD	-5.49	1.36	1.47
14	cA	3116	CL7	C3D-CAD	-5.48	1.36	1.47
17	aA	3144	PQN	C11-C12	-5.48	1.42	1.50
14	cA	3115	CL7	C4C-C3C	-5.48	1.35	1.45
14	aA	3116	CL7	C4C-C3C	-5.48	1.35	1.45
14	bL	205	CL7	OBD-CAD	-5.47	1.14	1.22
14	aA	3127	CL7	CHB-C4A	-5.47	1.30	1.34
14	aB	3015	CL7	MG-NA	-5.46	1.95	2.05
14	aB	3032	CL7	C4D-CHA	-5.46	1.38	1.45
14	bL	203	CL7	C4C-C3C	-5.46	1.35	1.45
14	aA	3114	CL7	C1B-NB	5.45	1.40	1.35
14	bA	3119	CL7	C3D-CAD	-5.45	1.36	1.47
14	aB	3019	CL7	C1C-C2C	-5.45	1.34	1.45
14	bB	820	CL7	C3D-CAD	-5.44	1.36	1.47
14	cB	803	CL7	C3D-CAD	-5.44	1.36	1.47
14	bL	205	CL7	MG-NC	-5.44	1.95	2.05
14	aA	3142	CL7	C1C-C2C	-5.44	1.34	1.45
14	cB	806	CL7	OBD-CAD	-5.44	1.14	1.22
14	aA	3122	CL7	C1B-NB	5.43	1.40	1.35
14	cA	3106	CL7	C1C-C2C	-5.43	1.34	1.45
14	bA	3116	CL7	C1B-NB	5.43	1.40	1.35
14	cA	3128	CL7	C3D-CAD	-5.43	1.36	1.47
14	bB	824	CL7	C1C-C2C	-5.43	1.34	1.45
14	cL	205	CL7	MG-NC	-5.43	1.95	2.05
14	bB	803	CL7	C3D-C4D	-5.43	1.35	1.40
14	bB	803	CL7	C3D-CAD	-5.42	1.36	1.47
14	bB	810	CL7	C3D-C4D	-5.42	1.35	1.40
14	bB	832	CL7	C4B-NB	-5.42	1.30	1.35
14	cA	3113	CL7	C1B-NB	5.42	1.40	1.35
14	cA	3129	CL7	C3B-CAB	-5.42	1.33	1.46
14	aB	3019	CL7	C3D-CAD	-5.42	1.36	1.47
14	bA	3139	CL7	C3D-CAD	-5.41	1.36	1.47
14	bA	3102	CL7	C4C-C3C	-5.41	1.35	1.45
14	cA	3104	CL7	C4D-CHA	-5.41	1.38	1.45
14	aA	3120	CL7	C3D-CAD	-5.40	1.36	1.47
14	bB	832	CL7	C3D-CAD	-5.40	1.36	1.47
14	bA	3139	CL7	C4D-CHA	-5.40	1.38	1.45

Continued on next page...

Continued from previous page...

Mol	Chain	Res	Type	Atoms	Z	Observed(Å)	Ideal(Å)
14	cA	3129	CL7	C4C-C3C	-5.40	1.35	1.45
14	bB	816	CL7	MG-NA	-5.40	1.95	2.05
14	bA	3127	CL7	C1C-C2C	-5.39	1.34	1.45
14	cB	832	CL7	C3D-CAD	-5.39	1.36	1.47
14	cA	3129	CL7	C3C-C2C	-5.39	1.25	1.36
14	cB	807	CL7	C4D-CHA	-5.39	1.38	1.45
14	aA	3103	CL7	C3A-C4A	-5.39	1.42	1.52
14	aA	3142	CL7	C4D-CHA	-5.38	1.38	1.45
14	bA	3131	CL7	C4B-NB	-5.38	1.30	1.35
14	aB	3005	CL7	C3D-CAD	-5.38	1.36	1.47
14	aB	3023	CL7	C1C-C2C	-5.38	1.34	1.45
14	aL	203	CL7	C4C-C3C	-5.38	1.35	1.45
14	bL	203	CL7	C1C-C2C	-5.38	1.34	1.45
14	cA	3131	CL7	C4B-NB	-5.37	1.30	1.35
14	aA	3108	CL7	C1B-NB	5.37	1.40	1.35
14	aL	204	CL7	OBD-CAD	-5.37	1.14	1.22
14	aK	101	CL7	C4D-CHA	-5.36	1.38	1.45
14	cA	3120	CL7	C4D-CHA	-5.36	1.38	1.45
14	aA	3103	CL7	OBD-CAD	-5.36	1.14	1.22
14	cB	803	CL7	C3D-C4D	-5.36	1.35	1.40
14	cA	3121	CL7	C4D-CHA	-5.35	1.38	1.45
14	cA	3107	CL7	C1B-NB	5.35	1.40	1.35
14	bB	826	CL7	MG-NC	-5.35	1.95	2.05
14	bA	3125	CL7	C1C-C2C	-5.35	1.34	1.45
14	cL	204	CL7	C1C-C2C	-5.34	1.34	1.45
14	aL	202	CL7	C1C-C2C	-5.34	1.34	1.45
14	cB	816	CL7	C4C-C3C	-5.34	1.35	1.45
14	cB	824	CL7	C1C-C2C	-5.34	1.34	1.45
12	cA	3101	G9R	C3C-C2C	5.34	1.48	1.36
14	aB	3024	CL7	C1C-C2C	-5.34	1.34	1.45
14	cB	820	CL7	C4D-CHA	-5.33	1.38	1.45
13	aA	3102	PHO	C4A-C3A	-5.33	1.41	1.51
14	aB	3026	CL7	C4C-C3C	-5.33	1.35	1.45
14	bL	203	CL7	C3D-CAD	-5.33	1.36	1.47
14	cB	832	CL7	C4D-CHA	-5.33	1.38	1.45
14	bA	3104	CL7	C4D-CHA	-5.33	1.38	1.45
14	bA	3116	CL7	C3D-CAD	-5.33	1.36	1.47
13	cB	801	PHO	C4A-C3A	-5.33	1.41	1.51
14	cB	827	CL7	C4D-CHA	-5.33	1.38	1.45
13	bB	801	PHO	C4A-C3A	-5.33	1.41	1.51
14	aA	3128	CL7	C4B-NB	-5.32	1.30	1.35
14	aA	3132	CL7	C1B-NB	5.32	1.40	1.35

Continued on next page...

Continued from previous page...

Mol	Chain	Res	Type	Atoms	Z	Observed(Å)	Ideal(Å)
14	cA	3139	CL7	C3D-CAD	-5.32	1.36	1.47
14	aB	3031	CL7	C3D-CAD	-5.32	1.36	1.47
14	bA	3110	CL7	C3D-CAD	-5.31	1.36	1.47
14	aA	3105	CL7	C4D-CHA	-5.31	1.38	1.45
14	aA	3130	CL7	C3A-C2A	-5.31	1.49	1.54
14	bB	825	CL7	C3D-CAD	-5.31	1.36	1.47
14	cA	3123	CL7	C3D-C4D	-5.31	1.35	1.40
14	bA	3133	CL7	C1C-C2C	-5.31	1.34	1.45
14	cA	3139	CL7	MG-NA	-5.31	1.95	2.05
14	cA	3107	CL7	C3D-CAD	-5.30	1.36	1.47
14	aA	3109	CL7	C3D-CAD	-5.30	1.36	1.47
14	aA	3143	CL7	C3D-CAD	-5.30	1.36	1.47
14	aA	3129	CL7	MG-NA	-5.29	1.95	2.05
14	cB	833	CL7	MG-NA	-5.29	1.95	2.05
14	bB	816	CL7	C4C-C3C	-5.29	1.35	1.45
14	cA	3140	CL7	C1C-C2C	-5.29	1.34	1.45
14	aB	3009	CL7	C4D-CHA	-5.29	1.38	1.45
14	cA	3133	CL7	C1C-C2C	-5.29	1.34	1.45
14	cB	826	CL7	C4D-CHA	-5.29	1.38	1.45
14	cB	833	CL7	C1C-C2C	-5.28	1.34	1.45
14	cA	3141	CL7	C3D-CAD	-5.28	1.36	1.47
14	bA	3121	CL7	C4D-CHA	-5.28	1.38	1.45
14	bB	825	CL7	C1C-C2C	-5.28	1.34	1.45
14	bA	3129	CL7	C4C-C3C	-5.28	1.35	1.45
14	cL	205	CL7	OBD-CAD	-5.27	1.14	1.22
14	aB	3024	CL7	C3D-CAD	-5.27	1.36	1.47
14	cA	3142	CL7	C1B-NB	5.26	1.39	1.35
14	bB	806	CL7	C3D-CAD	-5.26	1.36	1.47
14	aB	3025	CL7	C3D-CAD	-5.26	1.36	1.47
14	bA	3105	CL7	C3B-CAB	-5.25	1.34	1.46
14	cB	818	CL7	MG-NA	-5.25	1.95	2.05
14	bA	3124	CL7	MG-NC	-5.25	1.95	2.05
14	bA	3126	CL7	C2A-C1A	-5.25	1.46	1.52
14	bA	3139	CL7	MG-NA	-5.25	1.95	2.05
14	aA	3140	CL7	C3D-CAD	-5.25	1.36	1.47
14	aB	3026	CL7	MG-NA	-5.24	1.95	2.05
14	cA	3105	CL7	C3B-CAB	-5.24	1.34	1.46
14	cA	3102	CL7	C3A-C4A	-5.24	1.42	1.52
14	aA	3103	CL7	C4C-C3C	-5.24	1.35	1.45
17	bA	3143	PQN	C11-C12	-5.24	1.43	1.50
14	bB	826	CL7	C4D-CHA	-5.23	1.38	1.45
14	bB	818	CL7	MG-NA	-5.23	1.95	2.05

Continued on next page...

Continued from previous page...

Mol	Chain	Res	Type	Atoms	Z	Observed(Å)	Ideal(Å)
14	cA	3132	CL7	CAA-C2A	-5.23	1.44	1.54
14	aA	3140	CL7	MG-NA	-5.22	1.95	2.05
14	cA	3113	CL7	MG-NA	-5.22	1.95	2.05
14	bL	205	CL7	C1B-NB	5.22	1.39	1.35
14	cA	3107	CL7	MG-NC	-5.22	1.95	2.05
14	cA	3112	CL7	MG-NC	-5.22	1.95	2.05
14	aA	3107	CL7	C1C-C2C	-5.22	1.35	1.45
14	aA	3134	CL7	C1C-C2C	-5.21	1.35	1.45
14	aB	3002	CL7	C4B-NB	-5.21	1.30	1.35
14	bA	3107	CL7	MG-NC	-5.21	1.95	2.05
14	aA	3124	CL7	MG-NA	-5.21	1.95	2.05
14	bA	3140	CL7	OBD-CAD	-5.20	1.15	1.22
14	cB	825	CL7	C1C-C2C	-5.20	1.35	1.45
12	bA	3101	G9R	C3C-C2C	5.20	1.47	1.36
14	bA	3109	CL7	C3D-CAD	-5.20	1.36	1.47
14	aB	3011	CL7	MG-NA	-5.20	1.95	2.05
14	bA	3129	CL7	C3A-C2A	-5.19	1.49	1.54
14	bK	101	CL7	C1B-NB	5.19	1.39	1.35
14	bA	3122	CL7	C3D-CAD	-5.19	1.36	1.47
14	bB	809	CL7	OBD-CAD	-5.19	1.15	1.22
14	bB	833	CL7	C4D-CHA	-5.19	1.38	1.45
14	bB	811	CL7	C1B-NB	5.19	1.39	1.35
14	aL	204	CL7	C4B-NB	-5.18	1.30	1.35
14	bB	826	CL7	C1B-NB	5.18	1.39	1.35
14	cB	827	CL7	C4C-C3C	-5.18	1.36	1.45
14	bA	3112	CL7	MG-NC	-5.18	1.95	2.05
14	aA	3105	CL7	C1B-NB	5.18	1.39	1.35
14	aA	3106	CL7	C3B-CAB	-5.18	1.34	1.46
14	cB	826	CL7	MG-NC	-5.18	1.95	2.05
14	cA	3125	CL7	C1C-C2C	-5.18	1.35	1.45
14	bA	3142	CL7	C1B-NB	5.18	1.39	1.35
14	cA	3129	CL7	C1B-NB	5.17	1.39	1.35
14	aA	3126	CL7	C2A-C1A	-5.17	1.43	1.50
14	cA	3124	CL7	C4D-CHA	-5.17	1.38	1.45
14	cB	809	CL7	MG-NA	-5.17	1.95	2.05
14	aA	3120	CL7	C4D-CHA	-5.17	1.38	1.45
14	cB	811	CL7	C3D-CAD	-5.17	1.36	1.47
14	aB	3018	CL7	C4C-NC	5.17	1.44	1.37
14	aB	3032	CL7	MG-NA	-5.16	1.95	2.05
14	bA	3113	CL7	MG-NA	-5.16	1.95	2.05
14	cB	811	CL7	C4B-NB	-5.16	1.30	1.35
14	bA	3140	CL7	C1C-C2C	-5.16	1.35	1.45

Continued on next page...

Continued from previous page...

Mol	Chain	Res	Type	Atoms	Z	Observed(Å)	Ideal(Å)
14	bA	3130	CL7	C3D-CAD	-5.16	1.36	1.47
14	cB	824	CL7	C3D-CAD	-5.16	1.36	1.47
14	bB	811	CL7	C4B-NB	-5.16	1.30	1.35
14	aA	3117	CL7	C3D-CAD	-5.16	1.36	1.47
14	bB	808	CL7	OBD-CAD	-5.16	1.15	1.22
14	aA	3141	CL7	C1C-C2C	-5.16	1.35	1.45
14	bB	812	CL7	MG-NA	-5.16	1.95	2.05
14	aB	3025	CL7	MG-NC	-5.16	1.95	2.05
14	bA	3107	CL7	C1B-NB	5.16	1.39	1.35
14	bB	803	CL7	C1C-C2C	-5.16	1.35	1.45
14	aA	3129	CL7	C3D-CAD	-5.15	1.36	1.47
14	cB	806	CL7	C3D-CAD	-5.15	1.36	1.47
14	cA	3109	CL7	C3D-CAD	-5.15	1.36	1.47
14	bA	3121	CL7	C3D-CAD	-5.15	1.36	1.47
14	cA	3139	CL7	OBD-CAD	-5.15	1.15	1.22
14	aB	3025	CL7	C4D-CHA	-5.14	1.38	1.45
14	aB	3017	CL7	MG-NA	-5.14	1.95	2.05
14	aA	3124	CL7	C1C-C2C	-5.14	1.35	1.45
14	cB	809	CL7	OBD-CAD	-5.14	1.15	1.22
14	bA	3133	CL7	C3D-CAD	-5.13	1.36	1.47
14	cB	812	CL7	MG-NA	-5.13	1.95	2.05
14	aA	3130	CL7	C1B-NB	5.13	1.39	1.35
14	aA	3143	CL7	C4C-NC	5.13	1.44	1.37
14	bF	201	CL7	C1C-C2C	-5.13	1.35	1.45
14	bA	3107	CL7	C3D-CAD	-5.13	1.36	1.47
14	aB	3015	CL7	C4C-C3C	-5.13	1.36	1.45
14	bA	3114	CL7	C3D-CAD	-5.13	1.36	1.47
14	bA	3124	CL7	MG-NA	-5.13	1.95	2.05
17	cA	3143	PQN	C11-C12	-5.13	1.43	1.50
14	aA	3116	CL7	C1B-NB	5.13	1.39	1.35
14	cA	3140	CL7	C3D-CAD	-5.13	1.36	1.47
12	cA	3101	G9R	C4B-NB	-5.13	1.30	1.35
14	cA	3130	CL7	C3D-CAD	-5.12	1.36	1.47
14	aA	3125	CL7	MG-NA	-5.12	1.95	2.05
14	bB	831	CL7	C3D-CAD	-5.12	1.36	1.47
14	bB	809	CL7	MG-NA	-5.12	1.95	2.05
14	bA	3129	CL7	C3B-CAB	-5.12	1.34	1.46
14	cB	803	CL7	C1C-C2C	-5.12	1.35	1.45
14	bA	3115	CL7	C1B-NB	5.12	1.39	1.35
14	aA	3130	CL7	C3C-C2C	-5.11	1.25	1.36
14	aA	3133	CL7	CBA-CGA	-5.11	1.35	1.50
14	bB	824	CL7	C3D-CAD	-5.11	1.36	1.47

Continued on next page...

Continued from previous page...

Mol	Chain	Res	Type	Atoms	Z	Observed(Å)	Ideal(Å)
14	bA	3139	CL7	OBD-CAD	-5.11	1.15	1.22
14	bA	3128	CL7	MG-NA	-5.11	1.95	2.05
14	aB	3008	CL7	OBD-CAD	-5.11	1.15	1.22
14	aA	3103	CL7	C2A-C1A	-5.11	1.43	1.50
14	bB	815	CL7	C1C-C2C	-5.11	1.35	1.45
14	aB	3025	CL7	OBD-CAD	-5.11	1.15	1.22
14	aB	3020	CL7	C1B-NB	5.11	1.39	1.35
14	cB	810	CL7	MG-NC	-5.10	1.95	2.05
14	bB	833	CL7	C1C-C2C	-5.10	1.35	1.45
14	cA	3106	CL7	MG-NC	-5.10	1.95	2.05
14	cA	3128	CL7	MG-NA	-5.10	1.95	2.05
14	cB	833	CL7	OBD-CAD	-5.10	1.15	1.22
14	bA	3103	CL7	MG-NA	-5.10	1.95	2.05
14	aB	3023	CL7	C3D-CAD	-5.10	1.36	1.47
14	aA	3126	CL7	C1C-C2C	-5.10	1.35	1.45
14	cA	3108	CL7	MG-NC	-5.09	1.95	2.05
14	bJ	101	CL7	MG-NA	-5.09	1.95	2.05
14	cB	825	CL7	MG-NA	-5.09	1.95	2.05
14	aB	3014	CL7	C1B-NB	5.09	1.39	1.35
14	cA	3122	CL7	C3D-CAD	-5.09	1.36	1.47
14	bL	204	CL7	C4B-NB	-5.08	1.30	1.35
14	cB	815	CL7	C1C-C2C	-5.08	1.35	1.45
14	aA	3111	CL7	C1B-NB	5.08	1.39	1.35
14	cB	810	CL7	C3D-C4D	-5.08	1.35	1.40
14	bA	3113	CL7	C3D-CAD	-5.08	1.36	1.47
14	bA	3128	CL7	MG-NC	-5.08	1.95	2.05
14	aB	3018	CL7	MG-NC	-5.08	1.95	2.05
14	cA	3133	CL7	C3D-CAD	-5.08	1.36	1.47
14	cA	3120	CL7	C3D-CAD	-5.07	1.36	1.47
14	bB	807	CL7	C1C-C2C	-5.07	1.35	1.45
14	aB	3002	CL7	C1C-C2C	-5.07	1.35	1.45
14	aB	3011	CL7	C1C-C2C	-5.07	1.35	1.45
14	bA	3141	CL7	C3D-CAD	-5.07	1.36	1.47
14	cB	832	CL7	C1C-C2C	-5.07	1.35	1.45
14	cA	3124	CL7	MG-NA	-5.07	1.95	2.05
14	cB	813	CL7	MG-NA	-5.07	1.95	2.05
14	aA	3105	CL7	C3D-CAD	-5.07	1.36	1.47
14	bB	813	CL7	MG-NA	-5.07	1.95	2.05
14	cB	810	CL7	C3D-CAD	-5.07	1.36	1.47
14	bA	3140	CL7	C3D-CAD	-5.06	1.36	1.47
14	bA	3120	CL7	C3D-CAD	-5.06	1.36	1.47
14	cB	810	CL7	CAA-C2A	-5.06	1.44	1.54

Continued on next page...

Continued from previous page...

Mol	Chain	Res	Type	Atoms	Z	Observed(Å)	Ideal(Å)
14	aA	3142	CL7	C3D-CAD	-5.06	1.36	1.47
14	aJ	101	CL7	MG-NA	-5.06	1.95	2.05
14	bA	3105	CL7	C4C-C3C	-5.06	1.36	1.45
14	aA	3108	CL7	C3D-CAD	-5.06	1.36	1.47
14	aA	3121	CL7	OBD-CAD	-5.06	1.15	1.22
14	cA	3114	CL7	C3D-CAD	-5.06	1.36	1.47
14	aA	3143	CL7	MG-NA	-5.05	1.95	2.05
14	aB	3012	CL7	MG-NA	-5.05	1.95	2.05
14	aL	202	CL7	C3D-CAD	-5.05	1.36	1.47
14	aB	3030	CL7	C3D-CAD	-5.05	1.36	1.47
14	bA	3124	CL7	C3D-CAD	-5.05	1.36	1.47
14	aA	3104	CL7	MG-NA	-5.05	1.95	2.05
14	bA	3131	CL7	C3D-CAD	-5.04	1.36	1.47
14	cA	3120	CL7	OBD-CAD	-5.04	1.15	1.22
14	aA	3122	CL7	C4D-CHA	-5.04	1.38	1.45
14	aB	3007	CL7	OBD-CAD	-5.04	1.15	1.22
14	cB	815	CL7	C1B-NB	5.04	1.39	1.35
14	aL	204	CL7	C1B-NB	5.03	1.39	1.35
14	cA	3116	CL7	C1B-NB	5.03	1.39	1.35
14	cA	3123	CL7	C1C-C2C	-5.03	1.35	1.45
14	cA	3115	CL7	C1B-NB	5.03	1.39	1.35
14	bA	3106	CL7	MG-NC	-5.03	1.95	2.05
14	cB	825	CL7	C3D-CAD	-5.03	1.37	1.47
14	bA	3113	CL7	C1C-C2C	-5.03	1.35	1.45
14	bB	807	CL7	C3D-CAD	-5.03	1.37	1.47
14	bA	3115	CL7	MG-NA	-5.03	1.95	2.05
14	cA	3114	CL7	C1C-C2C	-5.03	1.35	1.45
14	cA	3104	CL7	C3D-CAD	-5.02	1.37	1.47
14	aA	3116	CL7	MG-NA	-5.02	1.95	2.05
14	cA	3110	CL7	C1B-NB	5.02	1.39	1.35
14	cA	3103	CL7	MG-NA	-5.02	1.95	2.05
14	aA	3125	CL7	C1B-NB	5.02	1.39	1.35
14	aA	3131	CL7	C3D-CAD	-5.02	1.37	1.47
14	cL	203	CL7	C1C-C2C	-5.02	1.35	1.45
14	aB	3009	CL7	MG-NC	-5.02	1.95	2.05
14	aL	203	CL7	C1C-C2C	-5.01	1.35	1.45
14	cA	3132	CL7	C3D-CAD	-5.01	1.37	1.47
14	cL	203	CL7	C3D-CAD	-5.01	1.37	1.47
14	cB	833	CL7	C4D-CHA	-5.01	1.38	1.45
14	cA	3113	CL7	C3D-CAD	-5.01	1.37	1.47
14	bB	803	CL7	C4B-NB	-5.01	1.30	1.35
14	cA	3110	CL7	C3D-CAD	-5.01	1.37	1.47

Continued on next page...

Continued from previous page...

Mol	Chain	Res	Type	Atoms	Z	Observed(Å)	Ideal(Å)
14	bA	3131	CL7	C1B-NB	5.01	1.39	1.35
14	aB	3017	CL7	C1B-NB	5.01	1.39	1.35
14	aA	3115	CL7	C3D-CAD	-5.00	1.37	1.47
14	cB	819	CL7	MG-NC	-5.00	1.95	2.05
14	aA	3112	CL7	C1B-NB	5.00	1.39	1.35
14	cA	3108	CL7	C4B-NB	-5.00	1.30	1.35
14	cA	3131	CL7	C3D-CAD	-5.00	1.37	1.47
14	aB	3006	CL7	C1C-C2C	-5.00	1.35	1.45
14	aA	3112	CL7	MG-NA	-5.00	1.95	2.05
14	bA	3142	CL7	MG-NA	-5.00	1.95	2.05
14	bA	3104	CL7	C3D-CAD	-5.00	1.37	1.47
14	cA	3115	CL7	MG-NA	-5.00	1.95	2.05
14	bA	3106	CL7	C4D-CHA	-5.00	1.38	1.45
14	cB	812	CL7	C1C-C2C	-4.99	1.35	1.45
14	bL	205	CL7	C4B-NB	-4.99	1.30	1.35
14	bA	3110	CL7	MG-NA	-4.99	1.95	2.05
14	bA	3139	CL7	C4B-NB	-4.99	1.30	1.35
14	cA	3120	CL7	C1C-C2C	-4.99	1.35	1.45
14	aF	201	CL7	C1C-C2C	-4.99	1.35	1.45
14	bB	832	CL7	C1C-C2C	-4.98	1.35	1.45
14	aB	3024	CL7	MG-NA	-4.98	1.95	2.05
14	aA	3109	CL7	MG-NC	-4.98	1.95	2.05
14	bB	833	CL7	C3D-C4D	-4.98	1.35	1.40
14	aA	3121	CL7	C4D-CHA	-4.98	1.38	1.45
14	aA	3113	CL7	MG-NC	-4.98	1.95	2.05
14	aA	3132	CL7	C4B-NB	-4.98	1.30	1.35
14	aA	3108	CL7	MG-NC	-4.98	1.95	2.05
14	bB	818	CL7	C1B-NB	4.98	1.39	1.35
14	cB	832	CL7	C1B-NB	4.98	1.39	1.35
14	bA	3128	CL7	C4D-CHA	-4.98	1.38	1.45
14	cA	3142	CL7	MG-NA	-4.97	1.95	2.05
14	cK	101	CL7	C1B-NB	4.97	1.39	1.35
14	bB	819	CL7	MG-NC	-4.97	1.95	2.05
14	aA	3122	CL7	C3D-CAD	-4.97	1.37	1.47
14	cA	3121	CL7	C3D-CAD	-4.97	1.37	1.47
14	cA	3110	CL7	MG-NA	-4.97	1.95	2.05
14	cF	201	CL7	C1C-C2C	-4.97	1.35	1.45
14	cA	3131	CL7	C1B-NB	4.97	1.39	1.35
14	aL	203	CL7	C3D-CAD	-4.97	1.37	1.47
14	cA	3139	CL7	C1B-NB	4.97	1.39	1.35
17	bB	828	PQN	C10-C1	-4.96	1.38	1.48
14	bB	806	CL7	MG-NA	-4.96	1.95	2.05

Continued on next page...

Continued from previous page...

Mol	Chain	Res	Type	Atoms	Z	Observed(Å)	Ideal(Å)
14	aB	3014	CL7	MG-NA	-4.96	1.95	2.05
14	aB	3017	CL7	C3D-CAD	-4.96	1.37	1.47
14	bB	809	CL7	C1C-C2C	-4.96	1.35	1.45
14	bB	812	CL7	C1C-C2C	-4.96	1.35	1.45
14	bA	3110	CL7	C1B-NB	4.96	1.39	1.35
14	cB	816	CL7	OBD-CAD	-4.96	1.15	1.22
14	bB	831	CL7	C1C-C2C	-4.95	1.35	1.45
14	aB	3031	CL7	C1C-C2C	-4.95	1.35	1.45
14	cB	817	CL7	C3D-CAD	-4.95	1.37	1.47
14	cB	807	CL7	C3D-CAD	-4.95	1.37	1.47
14	cB	807	CL7	C1C-C2C	-4.95	1.35	1.45
14	cA	3126	CL7	CHB-C4A	-4.95	1.31	1.34
14	bA	3127	CL7	C3D-CAD	-4.94	1.37	1.47
14	bB	817	CL7	C3D-CAD	-4.94	1.37	1.47
14	cB	821	CL7	C1B-NB	4.94	1.39	1.35
14	cA	3140	CL7	OBD-CAD	-4.94	1.15	1.22
14	aB	3010	CL7	C3D-CAD	-4.94	1.37	1.47
14	aA	3140	CL7	C1B-NB	4.94	1.39	1.35
14	aB	3026	CL7	MG-NC	-4.94	1.96	2.05
14	aA	3133	CL7	CAA-C2A	-4.93	1.44	1.54
14	aA	3114	CL7	C3D-CAD	-4.93	1.37	1.47
14	cA	3127	CL7	C3D-CAD	-4.93	1.37	1.47
14	cB	815	CL7	C3D-CAD	-4.93	1.37	1.47
14	cB	827	CL7	C3D-C4D	-4.93	1.35	1.40
14	bA	3108	CL7	MG-NC	-4.93	1.96	2.05
14	cB	826	CL7	OBD-CAD	-4.92	1.15	1.22
14	cA	3113	CL7	C1C-C2C	-4.92	1.35	1.45
14	aA	3110	CL7	C3D-CAD	-4.92	1.37	1.47
14	aB	3032	CL7	C1C-C2C	-4.92	1.35	1.45
14	aA	3114	CL7	C1C-C2C	-4.92	1.35	1.45
14	bB	815	CL7	C1B-NB	4.92	1.39	1.35
14	bA	3130	CL7	C1C-C2C	-4.92	1.35	1.45
14	bB	822	CL7	C4D-CHA	-4.91	1.38	1.45
14	cB	820	CL7	C4B-NB	-4.91	1.30	1.35
14	bB	818	CL7	C3D-CAD	-4.91	1.37	1.47
14	cB	809	CL7	C1C-C2C	-4.91	1.35	1.45
14	cB	823	CL7	C3D-CAD	-4.91	1.37	1.47
14	aB	3014	CL7	C1C-C2C	-4.91	1.35	1.45
14	bB	825	CL7	MG-NA	-4.91	1.96	2.05
14	cA	3106	CL7	C4B-NB	-4.90	1.30	1.35
14	cA	3124	CL7	C3D-CAD	-4.90	1.37	1.47
14	cA	3107	CL7	MG-NA	-4.90	1.96	2.05

Continued on next page...

Continued from previous page...

Mol	Chain	Res	Type	Atoms	Z	Observed(Å)	Ideal(Å)
14	bB	811	CL7	MG-NC	-4.90	1.96	2.05
14	bA	3132	CL7	C4B-NB	-4.90	1.30	1.35
14	cB	813	CL7	C1C-C2C	-4.90	1.35	1.45
14	bA	3132	CL7	C3D-CAD	-4.90	1.37	1.47
14	bB	823	CL7	C3D-CAD	-4.90	1.37	1.47
14	aB	3006	CL7	C3D-CAD	-4.90	1.37	1.47
14	bA	3111	CL7	C1B-NB	4.90	1.39	1.35
14	bJ	101	CL7	C3D-CAD	-4.90	1.37	1.47
14	cB	831	CL7	C1C-C2C	-4.90	1.35	1.45
14	bA	3108	CL7	OBD-CAD	-4.89	1.15	1.22
14	cB	820	CL7	MG-NA	-4.89	1.96	2.05
14	bA	3111	CL7	MG-NA	-4.89	1.96	2.05
14	cB	831	CL7	C3D-CAD	-4.89	1.37	1.47
14	aA	3118	CL7	MG-NA	-4.89	1.96	2.05
14	aB	3009	CL7	C3D-C4D	-4.89	1.35	1.40
14	aL	203	CL7	MG-NC	-4.89	1.96	2.05
14	cB	815	CL7	MG-NA	-4.89	1.96	2.05
14	aA	3123	CL7	C3D-C4D	-4.88	1.35	1.40
14	aA	3140	CL7	OBD-CAD	-4.88	1.15	1.22
14	aB	3030	CL7	C1C-C2C	-4.88	1.35	1.45
14	bA	3120	CL7	C1C-C2C	-4.88	1.35	1.45
14	aA	3134	CL7	C3D-CAD	-4.88	1.37	1.47
14	bA	3121	CL7	C2A-C1A	-4.88	1.43	1.52
14	bB	811	CL7	C3D-CAD	-4.88	1.37	1.47
14	aA	3130	CL7	C3B-CAB	-4.88	1.35	1.46
14	aA	3111	CL7	C3D-CAD	-4.88	1.37	1.47
14	bA	3118	CL7	C1C-C2C	-4.87	1.35	1.45
14	aB	3021	CL7	MG-NA	-4.87	1.96	2.05
14	cA	3130	CL7	C1C-C2C	-4.87	1.35	1.45
14	cA	3105	CL7	C4C-C3C	-4.87	1.36	1.45
14	aB	3021	CL7	C4D-CHA	-4.87	1.39	1.45
14	aB	3022	CL7	C3D-CAD	-4.87	1.37	1.47
14	cB	809	CL7	C3D-C4D	-4.87	1.35	1.40
14	bB	804	CL7	C1C-C2C	-4.87	1.35	1.45
14	bB	815	CL7	C3D-CAD	-4.87	1.37	1.47
14	cB	816	CL7	C1B-NB	4.87	1.39	1.35
14	bB	815	CL7	MG-NA	-4.87	1.96	2.05
14	bB	810	CL7	C3D-CAD	-4.86	1.37	1.47
14	aB	3008	CL7	C3D-C4D	-4.86	1.35	1.40
14	cB	811	CL7	MG-NA	-4.86	1.96	2.05
14	cA	3117	CL7	C1C-C2C	-4.86	1.35	1.45
14	bB	822	CL7	MG-NA	-4.86	1.96	2.05

Continued on next page...

Continued from previous page...

Mol	Chain	Res	Type	Atoms	Z	Observed(Å)	Ideal(Å)
14	cJ	101	CL7	MG-NA	-4.86	1.96	2.05
14	cA	3126	CL7	C1C-C2C	-4.86	1.35	1.45
14	aB	3019	CL7	C4B-NB	-4.86	1.30	1.35
14	bB	819	CL7	C4C-NC	4.85	1.43	1.37
17	cB	828	PQN	C10-C1	-4.85	1.38	1.48
14	cA	3122	CL7	MG-NA	-4.85	1.96	2.05
14	bA	3117	CL7	C1C-C2C	-4.85	1.35	1.45
14	aA	3108	CL7	MG-NA	-4.85	1.96	2.05
14	bA	3112	CL7	C1C-C2C	-4.85	1.35	1.45
14	cJ	101	CL7	C3D-CAD	-4.85	1.37	1.47
14	aB	3012	CL7	C1C-C2C	-4.85	1.35	1.45
14	cA	3132	CL7	C4B-NB	-4.85	1.30	1.35
14	bA	3110	CL7	C1C-C2C	-4.84	1.35	1.45
14	cB	808	CL7	OBD-CAD	-4.84	1.15	1.22
14	cB	811	CL7	MG-NC	-4.84	1.96	2.05
14	bB	813	CL7	C1C-C2C	-4.84	1.35	1.45
14	cB	806	CL7	MG-NA	-4.84	1.96	2.05
14	cA	3121	CL7	C1B-NB	4.84	1.39	1.35
14	cB	818	CL7	C3D-CAD	-4.84	1.37	1.47
14	aA	3133	CL7	C3D-CAD	-4.83	1.37	1.47
14	cA	3111	CL7	C1B-NB	4.83	1.39	1.35
14	aB	3009	CL7	C3D-CAD	-4.83	1.37	1.47
14	bB	827	CL7	C3D-C4D	-4.83	1.35	1.40
14	cB	825	CL7	MG-NC	-4.83	1.96	2.05
14	bB	823	CL7	C1C-C2C	-4.83	1.35	1.45
14	cB	822	CL7	MG-NA	-4.83	1.96	2.05
14	cB	818	CL7	C1B-NB	4.83	1.39	1.35
14	bA	3106	CL7	C4B-NB	-4.83	1.30	1.35
14	cA	3111	CL7	MG-NA	-4.83	1.96	2.05
14	aB	3021	CL7	C3D-CAD	-4.83	1.37	1.47
14	aA	3114	CL7	MG-NA	-4.82	1.96	2.05
14	cA	3123	CL7	MG-NC	-4.82	1.96	2.05
14	aB	3015	CL7	OBD-CAD	-4.82	1.15	1.22
14	aB	3008	CL7	C1C-C2C	-4.82	1.35	1.45
14	aB	3016	CL7	C3D-CAD	-4.82	1.37	1.47
14	cA	3112	CL7	C1C-C2C	-4.81	1.35	1.45
14	bB	808	CL7	C2A-C1A	-4.81	1.43	1.50
14	aL	203	CL7	C4D-CHA	-4.81	1.39	1.45
14	aA	3111	CL7	C1C-C2C	-4.81	1.35	1.45
14	bA	3107	CL7	MG-NA	-4.81	1.96	2.05
14	bB	822	CL7	C3D-CAD	-4.81	1.37	1.47
14	aJ	101	CL7	C1C-C2C	-4.81	1.35	1.45

Continued on next page...

Continued from previous page...

Mol	Chain	Res	Type	Atoms	Z	Observed(Å)	Ideal(Å)
14	aB	3026	CL7	C3D-C4D	-4.81	1.35	1.40
14	aA	3127	CL7	C2A-C1A	-4.81	1.46	1.52
14	aB	3022	CL7	C1C-C2C	-4.80	1.35	1.45
14	cK	101	CL7	C1C-C2C	-4.80	1.35	1.45
14	bB	827	CL7	MG-NC	-4.80	1.96	2.05
14	bB	810	CL7	MG-NC	-4.80	1.96	2.05
14	cB	818	CL7	C1C-C2C	-4.80	1.35	1.45
14	cJ	101	CL7	C1C-C2C	-4.80	1.35	1.45
12	bA	3101	G9R	O2A-CGA	4.80	1.47	1.33
14	aA	3124	CL7	OBD-CAD	-4.80	1.15	1.22
14	aA	3127	CL7	C1C-C2C	-4.80	1.35	1.45
14	cB	819	CL7	C1C-C2C	-4.80	1.35	1.45
14	cA	3103	CL7	C3D-CAD	-4.80	1.37	1.47
14	cB	833	CL7	C3D-C4D	-4.79	1.35	1.40
14	aA	3121	CL7	C3D-CAD	-4.79	1.37	1.47
14	aA	3109	CL7	C4B-NB	-4.79	1.30	1.35
14	bB	821	CL7	C1B-NB	4.79	1.39	1.35
14	aA	3104	CL7	C3D-CAD	-4.79	1.37	1.47
14	aB	3008	CL7	MG-NA	-4.79	1.96	2.05
14	aA	3124	CL7	C3D-C4D	-4.79	1.35	1.40
14	aA	3123	CL7	C3D-CAD	-4.79	1.37	1.47
14	cA	3127	CL7	C4D-CHA	-4.79	1.39	1.45
14	aA	3132	CL7	C3D-CAD	-4.79	1.37	1.47
14	cA	3109	CL7	C1C-C2C	-4.79	1.35	1.45
14	bA	3125	CL7	C3D-CAD	-4.79	1.37	1.47
14	cA	3117	CL7	MG-NA	-4.78	1.96	2.05
14	cA	3122	CL7	C3D-C4D	-4.78	1.35	1.40
14	aB	3014	CL7	C3D-CAD	-4.78	1.37	1.47
14	aA	3131	CL7	C1C-C2C	-4.78	1.35	1.45
14	bA	3111	CL7	MG-NC	-4.78	1.96	2.05
14	aA	3125	CL7	C3D-CAD	-4.78	1.37	1.47
14	aA	3128	CL7	C3D-CAD	-4.78	1.37	1.47
14	bB	827	CL7	C4C-C3C	-4.78	1.36	1.45
14	aA	3146	CL7	C1B-NB	4.78	1.39	1.35
14	bA	3109	CL7	C1C-C2C	-4.78	1.35	1.45
14	cA	3106	CL7	C4D-CHA	-4.78	1.39	1.45
14	aB	3010	CL7	MG-NA	-4.77	1.96	2.05
14	cA	3128	CL7	MG-NC	-4.77	1.96	2.05
17	aB	3027	PQN	C10-C1	-4.77	1.39	1.48
14	bA	3102	CL7	C3A-C4A	-4.77	1.43	1.52
14	aB	3020	CL7	C1C-C2C	-4.77	1.35	1.45
17	cB	828	PQN	C6-C5	4.77	1.47	1.39

Continued on next page...

Continued from previous page...

Mol	Chain	Res	Type	Atoms	Z	Observed(Å)	Ideal(Å)
14	aB	3032	CL7	C3D-C4D	-4.77	1.35	1.40
14	aA	3141	CL7	C3D-CAD	-4.77	1.37	1.47
14	cB	821	CL7	C1C-C2C	-4.77	1.35	1.45
14	bB	832	CL7	C1B-NB	4.77	1.39	1.35
14	aA	3125	CL7	C4D-CHA	-4.77	1.39	1.45
14	aB	3002	CL7	C3D-C4D	-4.77	1.35	1.40
14	cB	821	CL7	MG-NA	-4.76	1.96	2.05
14	cA	3123	CL7	C3D-CAD	-4.76	1.37	1.47
14	bA	3116	CL7	OBD-CAD	-4.76	1.15	1.22
14	cA	3127	CL7	OBD-CAD	-4.76	1.15	1.22
14	bB	821	CL7	C1C-C2C	-4.76	1.35	1.45
14	aA	3107	CL7	MG-NC	-4.76	1.96	2.05
14	aB	3020	CL7	MG-NA	-4.76	1.96	2.05
14	aL	203	CL7	C4B-NB	-4.75	1.31	1.35
14	cB	823	CL7	C1C-C2C	-4.75	1.35	1.45
14	cB	821	CL7	C3D-CAD	-4.75	1.37	1.47
14	cB	804	CL7	C1C-C2C	-4.75	1.35	1.45
14	cA	3121	CL7	C2A-C1A	-4.75	1.43	1.52
14	bA	3119	CL7	MG-NC	-4.75	1.96	2.05
14	cB	813	CL7	C3D-CAD	-4.75	1.37	1.47
14	bB	818	CL7	C1C-C2C	-4.75	1.36	1.45
14	cA	3110	CL7	C1C-C2C	-4.74	1.36	1.45
14	aB	3019	CL7	MG-NA	-4.74	1.96	2.05
14	aA	3110	CL7	C1C-C2C	-4.74	1.36	1.45
14	bA	3112	CL7	C3D-CAD	-4.74	1.37	1.47
14	bB	826	CL7	OBD-CAD	-4.74	1.15	1.22
14	aA	3146	CL7	C1C-C2C	-4.73	1.36	1.45
14	bA	3111	CL7	C1C-C2C	-4.73	1.36	1.45
14	bA	3102	CL7	C2A-C1A	-4.73	1.43	1.50
14	aA	3141	CL7	C1B-NB	4.73	1.39	1.35
14	bB	820	CL7	MG-NA	-4.73	1.96	2.05
14	cA	3102	CL7	C3D-C4D	-4.73	1.35	1.40
14	aA	3103	CL7	C3D-C4D	-4.73	1.35	1.40
14	cB	819	CL7	C4C-NC	4.73	1.43	1.37
14	aB	3020	CL7	C3D-CAD	-4.72	1.37	1.47
14	cA	3103	CL7	C1C-C2C	-4.72	1.36	1.45
14	aA	3118	CL7	C1C-C2C	-4.72	1.36	1.45
14	cL	204	CL7	C3D-CAD	-4.72	1.37	1.47
14	aB	3003	CL7	C1C-C2C	-4.72	1.36	1.45
14	aJ	101	CL7	C3D-CAD	-4.72	1.37	1.47
14	bA	3104	CL7	C1C-C2C	-4.72	1.36	1.45
14	aB	3015	CL7	C1B-NB	4.72	1.39	1.35

Continued on next page...

Continued from previous page...

Mol	Chain	Res	Type	Atoms	Z	Observed(Å)	Ideal(Å)
14	bA	3132	CL7	CAA-C2A	-4.72	1.45	1.54
14	aB	3012	CL7	C3D-CAD	-4.72	1.37	1.47
14	bA	3126	CL7	C1C-C2C	-4.72	1.36	1.45
14	bJ	101	CL7	C1C-C2C	-4.71	1.36	1.45
14	bA	3127	CL7	OBD-CAD	-4.71	1.15	1.22
14	bA	3139	CL7	C1B-NB	4.71	1.39	1.35
14	bA	3103	CL7	C3D-CAD	-4.71	1.37	1.47
14	bB	814	CL7	C1C-C2C	-4.70	1.36	1.45
14	bK	101	CL7	C1C-C2C	-4.70	1.36	1.45
14	cA	3111	CL7	C1C-C2C	-4.70	1.36	1.45
14	aA	3146	CL7	C3D-CAD	-4.70	1.37	1.47
14	bA	3145	CL7	C1B-NB	4.70	1.39	1.35
14	aB	3018	CL7	C1C-C2C	-4.70	1.36	1.45
14	cA	3104	CL7	MG-NA	-4.70	1.96	2.05
14	aB	3013	CL7	C3D-CAD	-4.70	1.37	1.47
14	bA	3103	CL7	C1C-C2C	-4.70	1.36	1.45
14	cB	808	CL7	C4B-NB	-4.69	1.31	1.35
14	bA	3125	CL7	C4C-NC	4.69	1.43	1.37
14	cB	822	CL7	C4D-CHA	-4.69	1.39	1.45
14	aA	3111	CL7	MG-NA	-4.69	1.96	2.05
14	bA	3145	CL7	C1C-C2C	-4.69	1.36	1.45
14	aA	3123	CL7	MG-NA	-4.69	1.96	2.05
14	aA	3131	CL7	MG-NA	-4.69	1.96	2.05
14	aB	3013	CL7	C1C-C2C	-4.69	1.36	1.45
14	bB	821	CL7	C3D-CAD	-4.69	1.37	1.47
14	cA	3132	CL7	CBA-CGA	-4.69	1.37	1.50
14	bB	816	CL7	C1B-NB	4.69	1.39	1.35
14	bA	3114	CL7	C1C-C2C	-4.69	1.36	1.45
14	aB	3003	CL7	OBD-CAD	-4.69	1.15	1.22
14	cB	814	CL7	C3D-CAD	-4.69	1.37	1.47
14	cA	3104	CL7	C1C-C2C	-4.69	1.36	1.45
14	cB	814	CL7	C1C-C2C	-4.68	1.36	1.45
14	aA	3107	CL7	C4D-CHA	-4.68	1.39	1.45
14	bB	813	CL7	C3D-CAD	-4.68	1.37	1.47
14	bB	814	CL7	C3D-CAD	-4.68	1.37	1.47
14	aA	3125	CL7	MG-NC	-4.68	1.96	2.05
14	cA	3126	CL7	C3D-CAD	-4.68	1.37	1.47
14	cA	3116	CL7	C1C-C2C	-4.68	1.36	1.45
14	bL	204	CL7	C3D-CAD	-4.68	1.37	1.47
14	bB	833	CL7	OBD-CAD	-4.68	1.15	1.22
14	bA	3117	CL7	MG-NA	-4.68	1.96	2.05
14	bA	3145	CL7	C3D-CAD	-4.68	1.37	1.47

Continued on next page...

Continued from previous page...

Mol	Chain	Res	Type	Atoms	Z	Observed(Å)	Ideal(Å)
14	aB	3017	CL7	C1C-C2C	-4.68	1.36	1.45
14	cA	3116	CL7	OBD-CAD	-4.67	1.15	1.22
14	cA	3112	CL7	C3D-CAD	-4.67	1.37	1.47
14	bB	816	CL7	OBD-CAD	-4.67	1.15	1.22
14	bB	808	CL7	C1C-C2C	-4.67	1.36	1.45
14	bA	3127	CL7	C4D-CHA	-4.67	1.39	1.45
14	cL	204	CL7	C1B-NB	4.67	1.39	1.35
14	aA	3117	CL7	C1C-C2C	-4.67	1.36	1.45
14	aA	3128	CL7	C4D-CHA	-4.66	1.39	1.45
14	bB	819	CL7	C1C-C2C	-4.66	1.36	1.45
14	aA	3133	CL7	C4B-NB	-4.66	1.31	1.35
14	bA	3122	CL7	C3D-C4D	-4.66	1.35	1.40
14	cA	3144	CL7	C1C-C2C	-4.66	1.36	1.45
14	cA	3119	CL7	C1C-C2C	-4.66	1.36	1.45
14	aB	3031	CL7	C1B-NB	4.66	1.39	1.35
14	bA	3120	CL7	OBD-CAD	-4.66	1.15	1.22
14	aA	3113	CL7	C1C-C2C	-4.66	1.36	1.45
14	aA	3128	CL7	C4C-NC	4.65	1.43	1.37
14	bA	3106	CL7	MG-NA	-4.65	1.96	2.05
14	bB	821	CL7	MG-NA	-4.65	1.96	2.05
14	aL	203	CL7	C1B-NB	4.65	1.39	1.35
14	bB	809	CL7	C3D-C4D	-4.64	1.35	1.40
14	bA	3130	CL7	MG-NA	-4.64	1.96	2.05
14	bL	204	CL7	C4D-CHA	-4.64	1.39	1.45
14	bL	204	CL7	MG-NA	-4.64	1.96	2.05
14	aA	3121	CL7	C1C-C2C	-4.63	1.36	1.45
14	cA	3130	CL7	MG-NA	-4.63	1.96	2.05
14	cA	3104	CL7	C1B-NB	4.63	1.39	1.35
14	bA	3142	CL7	C4B-NB	-4.63	1.31	1.35
14	aB	3005	CL7	CAA-C2A	-4.63	1.45	1.54
14	bA	3104	CL7	C1B-NB	4.63	1.39	1.35
17	aB	3027	PQN	C9-C10	-4.63	1.32	1.39
14	aB	3013	CL7	C1B-NB	4.62	1.39	1.35
14	bA	3107	CL7	OBD-CAD	-4.62	1.15	1.22
14	cB	811	CL7	C1B-NB	4.62	1.39	1.35
14	bA	3117	CL7	C3D-CAD	-4.62	1.37	1.47
14	cA	3119	CL7	C3D-C4D	-4.62	1.35	1.40
14	aA	3113	CL7	C3D-CAD	-4.62	1.37	1.47
14	cF	201	CL7	C3D-CAD	-4.62	1.37	1.47
14	aA	3106	CL7	C4C-C3C	-4.62	1.37	1.45
14	aA	3105	CL7	C1C-C2C	-4.62	1.36	1.45
14	aB	3010	CL7	MG-NC	-4.62	1.96	2.05

Continued on next page...

Continued from previous page...

Mol	Chain	Res	Type	Atoms	Z	Observed(Å)	Ideal(Å)
14	cA	3119	CL7	MG-NC	-4.61	1.96	2.05
14	aA	3126	CL7	C3D-CAD	-4.61	1.37	1.47
14	cA	3142	CL7	C4C-NC	4.61	1.43	1.37
14	aA	3126	CL7	C4D-CHA	-4.61	1.39	1.45
14	aB	3007	CL7	C4B-NB	-4.61	1.31	1.35
14	bB	820	CL7	C4B-NB	-4.61	1.31	1.35
14	cA	3122	CL7	C4B-NB	-4.60	1.31	1.35
14	aB	3010	CL7	C4B-NB	-4.60	1.31	1.35
14	cB	823	CL7	C1B-NB	4.60	1.39	1.35
14	cA	3144	CL7	C3D-CAD	-4.60	1.37	1.47
14	aA	3127	CL7	C3D-CAD	-4.60	1.37	1.47
14	cA	3130	CL7	OBD-CAD	-4.60	1.15	1.22
14	aA	3130	CL7	CAA-C2A	4.59	1.63	1.53
14	aA	3123	CL7	C4B-NB	-4.59	1.31	1.35
14	aA	3120	CL7	C1C-C2C	-4.59	1.36	1.45
14	cA	3121	CL7	C3B-CAB	-4.59	1.35	1.46
14	cA	3144	CL7	C1B-NB	4.59	1.39	1.35
14	aB	3021	CL7	MG-NC	-4.59	1.96	2.05
14	aA	3122	CL7	C2A-C1A	-4.59	1.43	1.52
14	aA	3128	CL7	OBD-CAD	-4.59	1.15	1.22
14	aB	3022	CL7	C1B-NB	4.58	1.39	1.35
14	aA	3115	CL7	C1C-C2C	-4.58	1.36	1.45
14	cA	3117	CL7	C3D-CAD	-4.58	1.37	1.47
14	aB	3011	CL7	C3D-CAD	-4.57	1.37	1.47
14	bA	3126	CL7	C3D-CAD	-4.57	1.37	1.47
14	cA	3125	CL7	C3D-CAD	-4.57	1.37	1.47
14	aA	3118	CL7	C3D-CAD	-4.57	1.37	1.47
14	aB	3005	CL7	MG-NA	-4.57	1.96	2.05
14	aA	3112	CL7	C1C-C2C	-4.57	1.36	1.45
14	bA	3132	CL7	CBA-CGA	-4.57	1.37	1.50
14	bA	3122	CL7	MG-NA	-4.57	1.96	2.05
14	cL	205	CL7	C1B-NB	4.56	1.39	1.35
14	cA	3125	CL7	C4D-CHA	-4.56	1.39	1.45
14	bL	204	CL7	C1B-NB	4.56	1.39	1.35
14	aA	3130	CL7	C4C-C3C	-4.55	1.37	1.45
14	aA	3119	CL7	C3D-CAD	-4.55	1.38	1.47
14	bB	806	CL7	C1C-C2C	-4.55	1.36	1.45
14	aA	3141	CL7	OBD-CAD	-4.55	1.15	1.22
14	bF	201	CL7	C3D-CAD	-4.55	1.38	1.47
14	bA	3131	CL7	C1C-C2C	-4.55	1.36	1.45
14	aB	3025	CL7	C1C-C2C	-4.55	1.36	1.45
14	cA	3123	CL7	OBD-CAD	-4.55	1.15	1.22

Continued on next page...

Continued from previous page...

Mol	Chain	Res	Type	Atoms	Z	Observed(Å)	Ideal(Å)
14	cA	3111	CL7	MG-NC	-4.55	1.96	2.05
14	aK	101	CL7	C1C-C2C	-4.54	1.36	1.45
14	bK	101	CL7	MG-NA	-4.54	1.96	2.05
14	bA	3104	CL7	MG-NC	-4.53	1.96	2.05
17	aB	3027	PQN	C6-C5	4.53	1.47	1.39
14	aA	3131	CL7	OBD-CAD	-4.53	1.16	1.22
14	cA	3118	CL7	C1B-NB	4.53	1.39	1.35
14	aB	3023	CL7	OBD-CAD	-4.53	1.16	1.22
14	bA	3104	CL7	MG-NA	-4.53	1.96	2.05
14	cA	3118	CL7	C3D-CAD	-4.53	1.38	1.47
14	aB	3007	CL7	C1C-C2C	-4.53	1.36	1.45
14	bB	812	CL7	C3D-CAD	-4.53	1.38	1.47
14	aA	3129	CL7	C4D-CHA	-4.53	1.39	1.45
14	bA	3115	CL7	C1C-C2C	-4.52	1.36	1.45
14	cB	808	CL7	C2A-C1A	-4.52	1.44	1.50
14	bB	811	CL7	MG-NA	-4.52	1.96	2.05
14	aA	3116	CL7	C1C-C2C	-4.52	1.36	1.45
14	aB	3032	CL7	OBD-CAD	-4.52	1.16	1.22
14	bA	3109	CL7	OBD-CAD	-4.51	1.16	1.22
14	bA	3114	CL7	OBD-CAD	-4.51	1.16	1.22
14	bA	3124	CL7	C1B-NB	4.51	1.39	1.35
14	bB	822	CL7	MG-NC	-4.51	1.96	2.05
14	aB	3016	CL7	C1C-C2C	-4.51	1.36	1.45
14	cB	806	CL7	C1C-C2C	-4.51	1.36	1.45
14	bA	3120	CL7	C3D-C4D	-4.51	1.36	1.40
14	cB	824	CL7	OBD-CAD	-4.51	1.16	1.22
14	cA	3117	CL7	MG-NC	-4.51	1.96	2.05
14	aB	3010	CL7	C1B-NB	4.51	1.39	1.35
14	cA	3103	CL7	OBD-CAD	-4.51	1.16	1.22
14	bA	3118	CL7	C3D-CAD	-4.51	1.38	1.47
14	cA	3104	CL7	MG-NC	-4.50	1.96	2.05
14	bB	814	CL7	C1B-NB	4.50	1.39	1.35
14	bB	824	CL7	OBD-CAD	-4.50	1.16	1.22
14	bB	823	CL7	C1B-NB	4.50	1.39	1.35
14	bA	3110	CL7	MG-NC	-4.50	1.96	2.05
14	aB	3009	CL7	CAA-C2A	-4.50	1.45	1.54
14	bA	3121	CL7	C1C-C2C	-4.50	1.36	1.45
14	bL	203	CL7	C3B-CAB	-4.50	1.35	1.46
14	aA	3126	CL7	C4C-NC	4.49	1.43	1.37
14	aF	201	CL7	C3D-CAD	-4.49	1.38	1.47
14	cB	814	CL7	C1B-NB	4.48	1.39	1.35
14	aA	3104	CL7	C1C-C2C	-4.48	1.36	1.45

Continued on next page...

Continued from previous page...

Mol	Chain	Res	Type	Atoms	Z	Observed(Å)	Ideal(Å)
14	cA	3139	CL7	C1C-C2C	-4.48	1.36	1.45
17	cB	828	PQN	C9-C10	-4.48	1.32	1.39
14	cB	818	CL7	MG-NC	-4.48	1.96	2.05
14	aA	3119	CL7	C1C-C2C	-4.48	1.36	1.45
14	bA	3103	CL7	OBD-CAD	-4.48	1.16	1.22
14	bA	3112	CL7	OBD-CAD	-4.48	1.16	1.22
14	aB	3024	CL7	MG-NC	-4.47	1.96	2.05
14	cB	810	CL7	C1C-C2C	-4.47	1.36	1.45
14	bA	3102	CL7	C3D-C4D	-4.47	1.36	1.40
14	cB	810	CL7	OBD-CAD	-4.47	1.16	1.22
14	bA	3118	CL7	MG-NA	-4.47	1.96	2.05
14	bA	3119	CL7	C1C-C2C	-4.47	1.36	1.45
14	bB	808	CL7	C4B-NB	-4.47	1.31	1.35
14	cB	812	CL7	C3D-CAD	-4.47	1.38	1.47
14	bA	3130	CL7	OBD-CAD	-4.47	1.16	1.22
14	cA	3107	CL7	OBD-CAD	-4.47	1.16	1.22
14	cB	806	CL7	C3B-CAB	-4.47	1.36	1.46
14	bA	3142	CL7	C4C-NC	4.47	1.43	1.37
14	cA	3118	CL7	C1C-C2C	-4.46	1.36	1.45
14	cA	3131	CL7	C1C-C2C	-4.46	1.36	1.45
14	bB	811	CL7	C1C-C2C	-4.46	1.36	1.45
14	bA	3117	CL7	OBD-CAD	-4.46	1.16	1.22
14	bA	3116	CL7	C1C-C2C	-4.46	1.36	1.45
14	aJ	101	CL7	MG-NC	-4.46	1.97	2.05
14	bB	813	CL7	MG-NC	-4.45	1.97	2.05
14	cA	3144	CL7	MG-NA	-4.45	1.97	2.05
14	bJ	101	CL7	C1B-NB	4.45	1.39	1.35
14	cA	3115	CL7	C1C-C2C	-4.45	1.36	1.45
14	aA	3112	CL7	MG-NC	-4.45	1.97	2.05
14	bB	812	CL7	MG-NC	-4.45	1.97	2.05
14	cB	822	CL7	C4B-NB	-4.45	1.31	1.35
14	cL	204	CL7	MG-NC	-4.45	1.97	2.05
14	cB	822	CL7	MG-NC	-4.45	1.97	2.05
14	cB	803	CL7	MG-NC	-4.45	1.97	2.05
14	cJ	101	CL7	C1B-NB	4.44	1.39	1.35
14	cA	3110	CL7	MG-NC	-4.44	1.97	2.05
14	aA	3120	CL7	MG-NC	-4.44	1.97	2.05
14	aB	3005	CL7	C1C-C2C	-4.44	1.36	1.45
14	aA	3134	CL7	MG-NA	-4.44	1.97	2.05
14	aA	3105	CL7	MG-NA	-4.43	1.97	2.05
14	cB	813	CL7	MG-NC	-4.43	1.97	2.05
14	bB	825	CL7	MG-NC	-4.43	1.97	2.05

Continued on next page...

Continued from previous page...

Mol	Chain	Res	Type	Atoms	Z	Observed(Å)	Ideal(Å)
14	bA	3115	CL7	C3D-CAD	-4.43	1.38	1.47
14	aB	3011	CL7	MG-NC	-4.43	1.97	2.05
14	cL	204	CL7	C4D-CHA	-4.43	1.39	1.45
14	cA	3106	CL7	MG-NA	-4.43	1.97	2.05
14	aA	3119	CL7	C1B-NB	4.43	1.39	1.35
14	aK	101	CL7	MG-NA	-4.43	1.97	2.05
14	bA	3117	CL7	MG-NC	-4.43	1.97	2.05
14	aA	3104	CL7	OBD-CAD	-4.43	1.16	1.22
14	bB	818	CL7	MG-NC	-4.42	1.97	2.05
14	cA	3115	CL7	C3D-CAD	-4.42	1.38	1.47
14	aB	3019	CL7	OBD-CAD	-4.42	1.16	1.22
14	aA	3146	CL7	MG-NA	-4.42	1.97	2.05
14	aB	3012	CL7	MG-NC	-4.42	1.97	2.05
14	bA	3121	CL7	C3B-CAB	-4.42	1.36	1.46
14	bA	3131	CL7	MG-NC	-4.42	1.97	2.05
14	bA	3121	CL7	C1B-NB	4.41	1.39	1.35
14	aA	3118	CL7	MG-NC	-4.41	1.97	2.05
14	cA	3126	CL7	C1B-NB	4.41	1.39	1.35
14	aJ	101	CL7	C1B-NB	4.41	1.39	1.35
14	aA	3118	CL7	C1B-NB	4.41	1.39	1.35
14	bA	3129	CL7	C1B-NB	4.41	1.39	1.35
14	bA	3145	CL7	MG-NA	-4.40	1.97	2.05
14	bA	3112	CL7	MG-NA	-4.40	1.97	2.05
14	cB	827	CL7	MG-NC	-4.40	1.97	2.05
14	bB	817	CL7	C1C-C2C	-4.40	1.36	1.45
14	bJ	101	CL7	MG-NC	-4.40	1.97	2.05
14	aB	3017	CL7	MG-NC	-4.40	1.97	2.05
14	aL	204	CL7	C1C-C2C	-4.39	1.36	1.45
14	aA	3106	CL7	C1C-NC	4.39	1.43	1.37
14	bA	3122	CL7	C4B-NB	-4.39	1.31	1.35
14	aA	3124	CL7	MG-NC	-4.39	1.97	2.05
14	cB	812	CL7	MG-NC	-4.39	1.97	2.05
14	cA	3121	CL7	MG-NA	-4.39	1.97	2.05
14	bA	3123	CL7	C3D-CAD	-4.39	1.38	1.47
14	bK	101	CL7	MG-NC	-4.39	1.97	2.05
14	bA	3122	CL7	OBD-CAD	-4.39	1.16	1.22
14	aL	203	CL7	C3D-C4D	-4.39	1.36	1.40
14	cB	817	CL7	C1C-C2C	-4.39	1.36	1.45
14	cA	3126	CL7	MG-NA	-4.38	1.97	2.05
14	bL	203	CL7	MG-NA	-4.38	1.97	2.05
14	cB	822	CL7	C3D-CAD	-4.38	1.38	1.47
14	aB	3026	CL7	C4B-NB	-4.38	1.31	1.35

Continued on next page...

Continued from previous page...

Mol	Chain	Res	Type	Atoms	Z	Observed(Å)	Ideal(Å)
14	cA	3131	CL7	MG-NC	-4.38	1.97	2.05
14	cB	811	CL7	C1C-C2C	-4.37	1.36	1.45
14	cA	3121	CL7	C1C-C2C	-4.37	1.36	1.45
14	aA	3132	CL7	MG-NC	-4.37	1.97	2.05
13	bB	805	PHO	C4A-C3A	-4.37	1.43	1.51
14	aB	3010	CL7	C4C-NC	4.37	1.43	1.37
14	cA	3120	CL7	C3D-C4D	-4.36	1.36	1.40
14	bA	3114	CL7	MG-NA	-4.36	1.97	2.05
12	cA	3101	G9R	O2A-CGA	4.36	1.46	1.33
14	aA	3123	CL7	OBD-CAD	-4.36	1.16	1.22
14	aA	3111	CL7	MG-NC	-4.36	1.97	2.05
14	cA	3109	CL7	OBD-CAD	-4.36	1.16	1.22
14	bB	807	CL7	C3D-C4D	-4.35	1.36	1.40
14	cK	101	CL7	MG-NA	-4.35	1.97	2.05
14	cA	3112	CL7	OBD-CAD	-4.35	1.16	1.22
17	bB	828	PQN	C6-C5	4.35	1.46	1.39
14	cB	826	CL7	C1C-C2C	-4.35	1.36	1.45
14	cA	3132	CL7	MG-NC	-4.35	1.97	2.05
14	cA	3122	CL7	OBD-CAD	-4.34	1.16	1.22
14	bA	3111	CL7	C3D-CAD	-4.34	1.38	1.47
14	aB	3005	CL7	C3B-CAB	-4.34	1.36	1.46
14	bA	3124	CL7	C3D-C4D	-4.34	1.36	1.40
14	aA	3110	CL7	C1B-NB	4.33	1.39	1.35
14	bB	815	CL7	OBD-CAD	-4.33	1.16	1.22
14	bA	3110	CL7	OBD-CAD	-4.33	1.16	1.22
14	aA	3116	CL7	C3D-CAD	-4.33	1.38	1.47
14	cB	823	CL7	MG-NC	-4.33	1.97	2.05
14	bA	3109	CL7	MG-NC	-4.33	1.97	2.05
14	aA	3132	CL7	C1C-C2C	-4.33	1.36	1.45
14	bA	3139	CL7	C1C-C2C	-4.32	1.36	1.45
14	aB	3018	CL7	CMD-C2D	-4.32	1.42	1.51
14	bA	3123	CL7	MG-NC	-4.32	1.97	2.05
14	cB	817	CL7	MG-NA	-4.32	1.97	2.05
14	cA	3113	CL7	OBD-CAD	-4.32	1.16	1.22
14	cB	820	CL7	OBD-CAD	-4.32	1.16	1.22
14	cA	3111	CL7	C3D-CAD	-4.32	1.38	1.47
14	cJ	101	CL7	MG-NC	-4.32	1.97	2.05
14	cB	821	CL7	MG-NC	-4.31	1.97	2.05
14	bA	3130	CL7	MG-NC	-4.31	1.97	2.05
14	cA	3112	CL7	MG-NA	-4.31	1.97	2.05
13	aB	3004	PHO	C3A-C2A	-4.31	1.50	1.54
14	bB	804	CL7	MG-NA	-4.31	1.97	2.05

Continued on next page...

Continued from previous page...

Mol	Chain	Res	Type	Atoms	Z	Observed(Å)	Ideal(Å)
14	cL	204	CL7	MG-NA	-4.31	1.97	2.05
14	cA	3121	CL7	OBD-CAD	-4.31	1.16	1.22
14	aB	3020	CL7	MG-NC	-4.31	1.97	2.05
14	cA	3124	CL7	C3D-C4D	-4.31	1.36	1.40
14	aA	3122	CL7	C3B-CAB	-4.31	1.36	1.46
14	aB	3022	CL7	MG-NC	-4.31	1.97	2.05
14	bB	806	CL7	C3B-CAB	-4.31	1.36	1.46
14	bA	3123	CL7	C1C-C2C	-4.30	1.36	1.45
14	bB	820	CL7	OBD-CAD	-4.30	1.16	1.22
14	cA	3114	CL7	OBD-CAD	-4.30	1.16	1.22
14	bA	3121	CL7	MG-NA	-4.30	1.97	2.05
14	aA	3112	CL7	C3D-CAD	-4.30	1.38	1.47
14	aA	3124	CL7	C1B-NB	4.30	1.39	1.35
14	cA	3117	CL7	OBD-CAD	-4.30	1.16	1.22
14	bB	823	CL7	MG-NC	-4.30	1.97	2.05
14	bA	3107	CL7	C4B-NB	-4.30	1.31	1.35
14	bB	831	CL7	OBD-CAD	-4.29	1.16	1.22
14	aA	3130	CL7	OBD-CAD	-4.29	1.16	1.22
14	aA	3105	CL7	MG-NC	-4.29	1.97	2.05
14	bA	3132	CL7	C4C-NC	4.29	1.43	1.37
14	bB	810	CL7	C1C-C2C	-4.29	1.36	1.45
14	aB	3025	CL7	C1D-ND	-4.28	1.31	1.35
14	cA	3124	CL7	C1B-NB	4.28	1.39	1.35
14	bB	810	CL7	CAA-C2A	-4.28	1.46	1.54
14	aB	3010	CL7	C1C-C2C	-4.28	1.36	1.45
14	bA	3121	CL7	OBD-CAD	-4.28	1.16	1.22
14	aB	3003	CL7	C1C-NC	4.28	1.43	1.37
14	aB	3016	CL7	MG-NA	-4.28	1.97	2.05
14	bA	3102	CL7	C3D-CAD	-4.28	1.38	1.47
14	bA	3140	CL7	C4B-NB	-4.28	1.31	1.35
14	cA	3114	CL7	MG-NC	-4.28	1.97	2.05
14	cA	3124	CL7	C1C-C2C	-4.28	1.36	1.45
14	cA	3106	CL7	C3B-CAB	-4.28	1.36	1.46
14	bB	822	CL7	C4B-NB	-4.27	1.31	1.35
14	aA	3110	CL7	OBD-CAD	-4.27	1.16	1.22
14	bA	3105	CL7	OBD-CAD	-4.27	1.16	1.22
14	cA	3105	CL7	OBD-CAD	-4.27	1.16	1.22
14	aB	3007	CL7	C2A-C1A	-4.27	1.44	1.50
14	cA	3130	CL7	MG-NC	-4.27	1.97	2.05
14	cA	3109	CL7	MG-NC	-4.27	1.97	2.05
14	cA	3133	CL7	MG-NA	-4.27	1.97	2.05
14	aA	3121	CL7	C4B-NB	-4.26	1.31	1.35

Continued on next page...

Continued from previous page...

Mol	Chain	Res	Type	Atoms	Z	Observed(Å)	Ideal(Å)
14	cA	3128	CL7	C4D-CHA	-4.26	1.39	1.45
14	cA	3131	CL7	MG-NA	-4.26	1.97	2.05
14	bB	812	CL7	C1B-NB	4.26	1.39	1.35
14	cA	3140	CL7	C4B-NB	-4.26	1.31	1.35
14	aL	203	CL7	MG-NA	-4.26	1.97	2.05
14	cK	101	CL7	MG-NC	-4.26	1.97	2.05
14	cB	819	CL7	CMD-C2D	-4.26	1.42	1.51
14	aA	3131	CL7	MG-NC	-4.26	1.97	2.05
14	cA	3114	CL7	MG-NA	-4.26	1.97	2.05
14	bA	3113	CL7	OBD-CAD	-4.25	1.16	1.22
14	aA	3129	CL7	MG-NC	-4.25	1.97	2.05
14	bB	826	CL7	C1C-C2C	-4.25	1.36	1.45
14	aB	3015	CL7	C4B-NB	-4.25	1.31	1.35
14	bA	3114	CL7	MG-NC	-4.25	1.97	2.05
14	aB	3011	CL7	C1B-NB	4.25	1.39	1.35
14	cA	3125	CL7	C4C-NC	4.25	1.43	1.37
14	bA	3114	CL7	C4B-NB	-4.24	1.31	1.35
14	bB	827	CL7	MG-NA	-4.24	1.97	2.05
14	aA	3121	CL7	C1B-NB	4.24	1.39	1.35
14	aL	202	CL7	MG-NA	-4.24	1.97	2.05
14	cA	3107	CL7	C1C-C2C	-4.23	1.37	1.45
14	cA	3120	CL7	C1B-NB	4.23	1.39	1.35
14	aB	3026	CL7	CMA-C3A	4.23	1.62	1.53
14	bA	3103	CL7	MG-NC	-4.23	1.97	2.05
17	bB	828	PQN	C9-C10	-4.23	1.33	1.39
14	aA	3113	CL7	MG-NA	-4.23	1.97	2.05
14	aB	3003	CL7	MG-NA	-4.23	1.97	2.05
14	bA	3131	CL7	MG-NA	-4.22	1.97	2.05
14	aA	3118	CL7	OBD-CAD	-4.22	1.16	1.22
14	aA	3130	CL7	C1C-C2C	-4.22	1.37	1.45
14	bB	817	CL7	MG-NA	-4.22	1.97	2.05
14	bB	821	CL7	MG-NC	-4.22	1.97	2.05
14	aA	3113	CL7	OBD-CAD	-4.22	1.16	1.22
14	aB	3021	CL7	C4B-NB	-4.22	1.31	1.35
14	cA	3107	CL7	C1C-NC	4.21	1.43	1.37
14	cB	808	CL7	C1C-C2C	-4.21	1.37	1.45
14	bB	804	CL7	MG-NC	-4.21	1.97	2.05
14	aA	3140	CL7	C4B-NB	-4.21	1.31	1.35
14	cA	3108	CL7	C1B-NB	4.21	1.39	1.35
14	cB	817	CL7	C1B-NB	4.21	1.39	1.35
14	aA	3114	CL7	OBD-CAD	-4.21	1.16	1.22
14	bB	804	CL7	C1C-NC	4.21	1.43	1.37

Continued on next page...

Continued from previous page...

Mol	Chain	Res	Type	Atoms	Z	Observed(Å)	Ideal(Å)
14	aA	3115	CL7	OBD-CAD	-4.20	1.16	1.22
14	cA	3142	CL7	C4B-NB	-4.20	1.31	1.35
14	aA	3109	CL7	C1B-NB	4.20	1.39	1.35
14	bA	3123	CL7	C1C-NC	4.20	1.42	1.37
14	cL	205	CL7	C1C-C2C	-4.20	1.37	1.45
14	bA	3129	CL7	CAA-C2A	4.20	1.62	1.53
14	aK	101	CL7	MG-NC	-4.20	1.97	2.05
14	aJ	101	CL7	OBD-CAD	-4.20	1.16	1.22
14	aA	3140	CL7	C1C-C2C	-4.19	1.37	1.45
14	bA	3123	CL7	OBD-CAD	-4.19	1.16	1.22
14	cA	3127	CL7	C4C-NC	4.19	1.42	1.37
14	aF	201	CL7	OBD-CAD	-4.19	1.16	1.22
14	bB	816	CL7	C4B-NB	-4.19	1.31	1.35
14	bA	3129	CL7	CMB-C2B	-4.19	1.42	1.51
14	bB	819	CL7	CMD-C2D	-4.19	1.42	1.51
14	aB	3009	CL7	C1C-C2C	-4.19	1.37	1.45
14	cA	3126	CL7	OBD-CAD	-4.19	1.16	1.22
14	cA	3109	CL7	MG-NA	-4.18	1.97	2.05
14	bA	3118	CL7	C1B-NB	4.18	1.38	1.35
14	aB	3018	CL7	OBD-CAD	-4.18	1.16	1.22
14	aB	3030	CL7	MG-NA	-4.18	1.97	2.05
14	aA	3122	CL7	C1C-C2C	-4.18	1.37	1.45
14	cL	203	CL7	MG-NA	-4.17	1.97	2.05
14	aB	3002	CL7	C1B-NB	4.17	1.38	1.35
14	aB	3013	CL7	MG-NC	-4.17	1.97	2.05
14	aA	3108	CL7	C1C-NC	4.17	1.42	1.37
14	bA	3119	CL7	C3D-C4D	-4.17	1.36	1.40
14	aB	3006	CL7	C3D-C4D	-4.17	1.36	1.40
14	aA	3119	CL7	MG-NA	-4.17	1.97	2.05
14	bA	3109	CL7	MG-NA	-4.17	1.97	2.05
14	bB	831	CL7	MG-NA	-4.16	1.97	2.05
14	bB	803	CL7	MG-NC	-4.16	1.97	2.05
14	bB	803	CL7	C1B-NB	4.16	1.38	1.35
14	cB	814	CL7	MG-NC	-4.16	1.97	2.05
14	bA	3107	CL7	C1C-C2C	-4.16	1.37	1.45
14	cL	203	CL7	MG-NC	-4.16	1.97	2.05
14	cF	201	CL7	OBD-CAD	-4.16	1.16	1.22
13	cB	805	PHO	CBD-CAD	-4.16	1.39	1.53
14	bA	3125	CL7	C4D-CHA	-4.16	1.39	1.45
14	aB	3016	CL7	C1B-NB	4.16	1.38	1.35
14	aA	3133	CL7	MG-NC	-4.16	1.97	2.05
14	bB	824	CL7	C4B-NB	-4.15	1.31	1.35

Continued on next page...

Continued from previous page...

Mol	Chain	Res	Type	Atoms	Z	Observed(Å)	Ideal(Å)
14	cA	3102	CL7	C3D-CAD	-4.15	1.38	1.47
14	cL	204	CL7	C3D-C4D	-4.15	1.36	1.40
14	bB	819	CL7	OBD-CAD	-4.15	1.16	1.22
14	bB	814	CL7	MG-NC	-4.14	1.97	2.05
14	bF	201	CL7	OBD-CAD	-4.14	1.16	1.22
14	bA	3127	CL7	C4C-NC	4.14	1.42	1.37
14	bA	3145	CL7	OBD-CAD	-4.14	1.16	1.22
13	bB	801	PHO	O2D-CGD	4.14	1.43	1.33
14	bA	3126	CL7	MG-NA	-4.14	1.97	2.05
14	cA	3103	CL7	MG-NC	-4.14	1.97	2.05
14	bA	3117	CL7	C1B-NB	4.14	1.38	1.35
14	cA	3132	CL7	CAA-CBA	-4.14	1.39	1.52
14	bA	3106	CL7	C3B-CAB	-4.13	1.36	1.46
14	bB	817	CL7	C1B-NB	4.13	1.38	1.35
14	bA	3120	CL7	MG-NC	-4.13	1.97	2.05
14	aB	3012	CL7	C4B-NB	-4.13	1.31	1.35
14	cA	3118	CL7	MG-NA	-4.13	1.97	2.05
14	cB	803	CL7	C1B-NB	4.13	1.38	1.35
14	aA	3108	CL7	OBD-CAD	-4.12	1.16	1.22
12	aA	3101	G9R	C3B-C2B	4.12	1.46	1.40
14	cA	3122	CL7	C4D-CHA	-4.12	1.39	1.45
14	cB	808	CL7	MG-NA	-4.12	1.97	2.05
13	cB	805	PHO	C3B-C2B	-4.12	1.34	1.40
14	aA	3107	CL7	MG-NA	-4.12	1.97	2.05
14	bB	810	CL7	OBD-CAD	-4.12	1.16	1.22
14	aA	3110	CL7	MG-NC	-4.12	1.97	2.05
14	cB	827	CL7	C3D-CAD	-4.11	1.38	1.47
14	bA	3133	CL7	MG-NA	-4.11	1.97	2.05
14	aB	3009	CL7	OBD-CAD	-4.11	1.16	1.22
14	cB	807	CL7	C4B-NB	-4.11	1.31	1.35
17	cA	3143	PQN	C10-C1	-4.11	1.40	1.48
14	aB	3023	CL7	C4B-NB	-4.11	1.31	1.35
13	aB	3004	PHO	C4A-C3A	-4.11	1.44	1.51
14	bA	3140	CL7	C1B-NB	4.11	1.38	1.35
14	aA	3106	CL7	C1B-NB	4.11	1.38	1.35
14	aA	3107	CL7	C3B-CAB	-4.11	1.36	1.46
14	bB	813	CL7	C4B-NB	-4.11	1.31	1.35
14	cB	806	CL7	C1C-NC	4.10	1.42	1.37
14	cB	812	CL7	C1B-NB	4.10	1.38	1.35
14	aA	3132	CL7	MG-NA	-4.10	1.97	2.05
14	cA	3140	CL7	MG-NC	-4.10	1.97	2.05
14	aB	3012	CL7	C1B-NB	4.10	1.38	1.35

Continued on next page...

Continued from previous page...

Mol	Chain	Res	Type	Atoms	Z	Observed(Å)	Ideal(Å)
14	aA	3104	CL7	MG-NC	-4.10	1.97	2.05
14	bA	3142	CL7	OBD-CAD	-4.10	1.16	1.22
14	cB	823	CL7	MG-NA	-4.10	1.97	2.05
14	aB	3002	CL7	MG-NC	-4.09	1.97	2.05
14	aA	3110	CL7	MG-NA	-4.09	1.97	2.05
14	cA	3113	CL7	MG-NC	-4.09	1.97	2.05
14	aB	3006	CL7	C4B-NB	-4.09	1.31	1.35
14	cA	3142	CL7	C1C-C2C	-4.09	1.37	1.45
14	bL	204	CL7	MG-NC	-4.08	1.97	2.05
14	aA	3125	CL7	C1C-C2C	-4.08	1.37	1.45
14	aA	3105	CL7	OBD-CAD	-4.08	1.16	1.22
14	bB	815	CL7	MG-NC	-4.08	1.97	2.05
14	aA	3127	CL7	MG-NA	-4.08	1.97	2.05
14	cB	815	CL7	OBD-CAD	-4.08	1.16	1.22
14	bA	3145	CL7	MG-NC	-4.08	1.97	2.05
14	cB	807	CL7	C3D-C4D	-4.08	1.36	1.40
14	bB	817	CL7	OBD-CAD	-4.08	1.16	1.22
14	bA	3132	CL7	MG-NC	-4.08	1.97	2.05
14	cB	815	CL7	MG-NC	-4.08	1.97	2.05
14	aA	3146	CL7	OBD-CAD	-4.08	1.16	1.22
14	aA	3107	CL7	C4B-NB	-4.07	1.31	1.35
14	aA	3124	CL7	C3D-CAD	-4.07	1.39	1.47
14	bA	3140	CL7	MG-NA	-4.07	1.97	2.05
14	cA	3126	CL7	C2A-C1A	-4.07	1.47	1.52
14	bA	3102	CL7	C3C-C2C	-4.07	1.28	1.36
14	aB	3013	CL7	MG-NA	-4.07	1.97	2.05
14	aB	3006	CL7	MG-NC	-4.06	1.97	2.05
14	aB	3016	CL7	OBD-CAD	-4.06	1.16	1.22
14	bB	803	CL7	MG-NA	-4.06	1.97	2.05
14	aA	3126	CL7	O1D-CGD	-4.06	1.11	1.21
14	aB	3025	CL7	C3A-C4A	-4.06	1.45	1.52
14	bB	807	CL7	MG-NC	-4.06	1.97	2.05
14	bB	812	CL7	OBD-CAD	-4.06	1.16	1.22
14	aA	3146	CL7	MG-NC	-4.05	1.97	2.05
14	bA	3128	CL7	C1C-NC	4.05	1.42	1.37
14	aA	3129	CL7	C1C-C2C	-4.05	1.37	1.45
14	cB	817	CL7	OBD-CAD	-4.05	1.16	1.22
14	cB	818	CL7	OBD-CAD	-4.05	1.16	1.22
14	bA	3118	CL7	MG-NC	-4.05	1.97	2.05
14	bA	3124	CL7	C3B-CAB	-4.04	1.37	1.46
14	bL	205	CL7	C1C-C2C	-4.04	1.37	1.45
14	bA	3113	CL7	MG-NC	-4.04	1.97	2.05

Continued on next page...

Continued from previous page...

Mol	Chain	Res	Type	Atoms	Z	Observed(Å)	Ideal(Å)
17	cA	3143	PQN	O4-C4	-4.04	1.14	1.23
14	aA	3134	CL7	C1B-NB	4.04	1.38	1.35
14	aB	3022	CL7	C4B-NB	-4.04	1.31	1.35
14	aA	3122	CL7	MG-NA	-4.04	1.97	2.05
14	cB	819	CL7	OBD-CAD	-4.04	1.16	1.22
14	cA	3144	CL7	MG-NC	-4.04	1.97	2.05
14	cL	205	CL7	MG-NA	-4.04	1.97	2.05
13	aA	3102	PHO	O2D-CGD	4.04	1.43	1.33
14	bA	3130	CL7	C4B-NB	-4.04	1.31	1.35
14	cA	3140	CL7	C1B-NB	4.04	1.38	1.35
14	bA	3124	CL7	C1C-C2C	-4.04	1.37	1.45
14	cA	3105	CL7	C1C-NC	4.03	1.42	1.37
14	cA	3117	CL7	C1B-NB	4.03	1.38	1.35
14	bB	808	CL7	MG-NA	-4.03	1.97	2.05
14	aB	3005	CL7	C1C-NC	4.03	1.42	1.37
14	aB	3026	CL7	C3D-CAD	-4.02	1.39	1.47
14	aA	3115	CL7	MG-NC	-4.02	1.97	2.05
14	bA	3140	CL7	MG-NC	-4.02	1.97	2.05
14	cA	3110	CL7	OBD-CAD	-4.02	1.16	1.22
14	cB	804	CL7	MG-NC	-4.01	1.97	2.05
14	cB	807	CL7	C3B-CAB	-4.01	1.37	1.46
14	bA	3132	CL7	CAA-CBA	-4.01	1.40	1.52
17	bA	3143	PQN	O4-C4	-4.01	1.14	1.23
14	aA	3133	CL7	C4C-NC	4.01	1.42	1.37
14	bB	823	CL7	C4B-NB	-4.01	1.31	1.35
14	aB	3031	CL7	MG-NC	-4.01	1.97	2.05
14	cA	3102	CL7	C3C-C2C	-4.00	1.28	1.36
14	cB	813	CL7	C4B-NB	-4.00	1.31	1.35
14	bB	809	CL7	C3D-C2D	-4.00	1.32	1.39
14	aA	3130	CL7	CMB-C2B	-4.00	1.43	1.51
14	bA	3122	CL7	C4D-CHA	-4.00	1.40	1.45
14	cA	3121	CL7	MG-NC	-4.00	1.97	2.05
14	cB	804	CL7	MG-NA	-4.00	1.97	2.05
14	aA	3108	CL7	C1C-C2C	-4.00	1.37	1.45
14	aB	3018	CL7	C1D-ND	4.00	1.38	1.35
14	bA	3129	CL7	C1C-C2C	-3.99	1.37	1.45
14	cA	3126	CL7	MG-NC	-3.99	1.97	2.05
14	cA	3140	CL7	MG-NA	-3.99	1.97	2.05
17	aA	3144	PQN	C6-C5	3.99	1.46	1.39
14	bA	3142	CL7	C1C-C2C	-3.99	1.37	1.45
14	aA	3111	CL7	OBD-CAD	-3.99	1.16	1.22
14	aA	3115	CL7	MG-NA	-3.99	1.97	2.05

Continued on next page...

Continued from previous page...

Mol	Chain	Res	Type	Atoms	Z	Observed(Å)	Ideal(Å)
14	aB	3022	CL7	MG-NA	-3.99	1.97	2.05
14	cB	814	CL7	MG-NA	-3.99	1.97	2.05
14	aA	3131	CL7	C1B-NB	3.99	1.38	1.35
14	cB	824	CL7	C4B-NB	-3.99	1.31	1.35
14	bB	826	CL7	C3B-C2B	3.99	1.45	1.40
14	bA	3104	CL7	OBD-CAD	-3.99	1.16	1.22
14	aB	3011	CL7	OBD-CAD	-3.98	1.16	1.22
14	bB	826	CL7	C4B-NB	-3.98	1.31	1.35
14	cB	831	CL7	OBD-CAD	-3.98	1.16	1.22
14	cA	3114	CL7	C4B-NB	-3.98	1.31	1.35
17	bA	3143	PQN	C10-C1	-3.98	1.40	1.48
14	bB	823	CL7	MG-NA	-3.98	1.97	2.05
14	cA	3108	CL7	MG-NA	-3.98	1.97	2.05
14	cA	3142	CL7	OBD-CAD	-3.98	1.16	1.22
14	bB	818	CL7	OBD-CAD	-3.98	1.16	1.22
14	aB	3007	CL7	MG-NA	-3.98	1.97	2.05
13	cB	805	PHO	C4A-C3A	-3.97	1.44	1.51
14	aA	3114	CL7	MG-NC	-3.97	1.97	2.05
14	aA	3122	CL7	OBD-CAD	-3.97	1.16	1.22
14	aB	3017	CL7	OBD-CAD	-3.97	1.16	1.22
13	cB	801	PHO	O2D-CGD	3.97	1.42	1.33
14	bA	3121	CL7	MG-NC	-3.97	1.97	2.05
14	bA	3119	CL7	C3B-CAB	-3.97	1.37	1.46
14	bA	3128	CL7	C1C-C2C	-3.96	1.37	1.45
14	cB	807	CL7	MG-NC	-3.96	1.97	2.05
14	cB	819	CL7	C1D-ND	3.96	1.38	1.35
14	aB	3016	CL7	MG-NC	-3.96	1.97	2.05
14	cA	3129	CL7	CMB-C2B	-3.96	1.43	1.51
14	bA	3140	CL7	C2A-C1A	-3.96	1.44	1.50
14	bB	814	CL7	OBD-CAD	-3.95	1.16	1.22
14	cA	3131	CL7	OBD-CAD	-3.95	1.16	1.22
14	aA	3141	CL7	MG-NA	-3.95	1.98	2.05
14	aA	3104	CL7	C1B-NB	3.95	1.38	1.35
14	bB	813	CL7	C1B-NB	3.95	1.38	1.35
14	aB	3031	CL7	OBD-CAD	-3.95	1.16	1.22
14	bA	3131	CL7	OBD-CAD	-3.94	1.16	1.22
14	cA	3129	CL7	C1C-C2C	-3.94	1.37	1.45
14	aL	202	CL7	C3B-CAB	-3.94	1.37	1.46
14	cA	3102	CL7	C2A-C1A	-3.94	1.44	1.50
14	aB	3008	CL7	C4C-NC	3.94	1.42	1.37
14	cA	3125	CL7	O1D-CGD	-3.94	1.11	1.21
14	cB	827	CL7	C4B-NB	-3.94	1.31	1.35

Continued on next page...

Continued from previous page...

Mol	Chain	Res	Type	Atoms	Z	Observed(Å)	Ideal(Å)
14	bB	825	CL7	OBD-CAD	-3.93	1.16	1.22
14	cB	832	CL7	MG-NC	-3.93	1.98	2.05
14	cB	812	CL7	OBD-CAD	-3.93	1.16	1.22
14	bF	201	CL7	C3D-C4D	-3.93	1.36	1.40
14	cA	3109	CL7	C1B-NB	3.93	1.38	1.35
14	cB	811	CL7	OBD-CAD	-3.93	1.16	1.22
14	aA	3141	CL7	MG-NC	-3.93	1.98	2.05
14	cA	3120	CL7	C4B-NB	-3.93	1.31	1.35
14	aF	201	CL7	C3D-C4D	-3.93	1.36	1.40
13	aB	3004	PHO	CBD-CAD	-3.93	1.40	1.53
14	cB	826	CL7	C3B-C2B	3.93	1.45	1.40
14	cA	3123	CL7	MG-NA	-3.93	1.98	2.05
14	aA	3133	CL7	CAA-CBA	-3.93	1.40	1.52
14	bB	807	CL7	C3B-CAB	-3.93	1.37	1.46
14	bA	3107	CL7	C1C-NC	3.92	1.42	1.37
14	bB	807	CL7	C4B-NB	-3.92	1.31	1.35
14	aB	3006	CL7	C3B-CAB	-3.92	1.37	1.46
14	cA	3104	CL7	OBD-CAD	-3.92	1.16	1.22
14	cB	817	CL7	MG-NC	-3.92	1.98	2.05
14	aA	3117	CL7	OBD-CAD	-3.92	1.16	1.22
14	bB	814	CL7	MG-NA	-3.92	1.98	2.05
14	cA	3106	CL7	OBD-CAD	-3.92	1.16	1.22
14	bB	819	CL7	C1D-ND	3.92	1.38	1.35
14	cB	821	CL7	OBD-CAD	-3.92	1.16	1.22
14	aA	3143	CL7	C1C-C2C	-3.92	1.37	1.45
14	aB	3003	CL7	MG-NC	-3.91	1.98	2.05
14	bB	817	CL7	MG-NC	-3.91	1.98	2.05
14	bB	806	CL7	CAA-C2A	-3.91	1.46	1.54
14	bA	3109	CL7	C1B-NB	3.91	1.38	1.35
14	cA	3120	CL7	MG-NC	-3.90	1.98	2.05
14	cB	813	CL7	C1B-NB	3.90	1.38	1.35
14	bA	3128	CL7	C3C-C2C	-3.90	1.28	1.36
14	aA	3108	CL7	C4B-NB	-3.90	1.31	1.35
14	bJ	101	CL7	OBD-CAD	-3.90	1.16	1.22
14	bB	832	CL7	MG-NC	-3.90	1.98	2.05
14	bB	810	CL7	C3A-C4A	-3.90	1.45	1.52
14	bB	804	CL7	C1B-NB	3.90	1.38	1.35
14	bB	810	CL7	C4B-NB	-3.89	1.31	1.35
14	cA	3130	CL7	C4B-NB	-3.89	1.31	1.35
14	cA	3139	CL7	MG-NC	-3.89	1.98	2.05
14	cB	809	CL7	C3D-C2D	-3.89	1.32	1.39
14	bB	821	CL7	OBD-CAD	-3.89	1.16	1.22

Continued on next page...

Continued from previous page...

Mol	Chain	Res	Type	Atoms	Z	Observed(Å)	Ideal(Å)
14	cB	814	CL7	OBD-CAD	-3.89	1.16	1.22
14	bA	3120	CL7	MG-NA	-3.89	1.98	2.05
14	cB	826	CL7	C3A-C4A	-3.89	1.45	1.52
14	cJ	101	CL7	OBD-CAD	-3.89	1.16	1.22
14	bA	3109	CL7	C4B-NB	-3.89	1.31	1.35
14	bA	3115	CL7	C1C-NC	3.89	1.42	1.37
14	cB	803	CL7	C3B-CAB	-3.89	1.37	1.46
14	aL	204	CL7	MG-NA	-3.89	1.98	2.05
14	bJ	101	CL7	C4B-NB	-3.89	1.31	1.35
14	cB	831	CL7	MG-NA	-3.88	1.98	2.05
14	bL	203	CL7	MG-NC	-3.88	1.98	2.05
14	bB	827	CL7	C3D-CAD	-3.88	1.39	1.47
14	cA	3124	CL7	C3B-CAB	-3.88	1.37	1.46
14	bB	810	CL7	O2D-CED	-3.87	1.36	1.45
14	bB	813	CL7	OBD-CAD	-3.87	1.16	1.22
14	aB	3013	CL7	OBD-CAD	-3.87	1.16	1.22
14	aA	3109	CL7	MG-NA	-3.87	1.98	2.05
14	aB	3025	CL7	C3B-C2B	3.87	1.45	1.40
14	aA	3116	CL7	C1C-NC	3.87	1.42	1.37
14	bA	3125	CL7	O1D-CGD	-3.87	1.11	1.21
14	cA	3128	CL7	C3C-C2C	-3.87	1.28	1.36
14	cB	810	CL7	C4B-NB	-3.86	1.31	1.35
14	aA	3125	CL7	C4B-NB	-3.86	1.31	1.35
12	aA	3101	G9R	O2A-CGA	3.86	1.44	1.33
14	cA	3144	CL7	OBD-CAD	-3.86	1.16	1.22
14	aB	3030	CL7	MG-NC	-3.85	1.98	2.05
14	cA	3115	CL7	C1C-NC	3.85	1.42	1.37
14	cA	3104	CL7	C4B-NB	-3.85	1.31	1.35
14	aA	3122	CL7	MG-NC	-3.85	1.98	2.05
14	aB	3002	CL7	MG-NA	-3.85	1.98	2.05
14	aA	3133	CL7	C2A-C1A	-3.85	1.45	1.50
14	cA	3105	CL7	C1C-C2C	-3.85	1.37	1.45
14	bA	3105	CL7	C1C-NC	3.85	1.42	1.37
14	aA	3127	CL7	C1C-NC	3.84	1.42	1.37
14	aB	3009	CL7	C1B-NB	3.84	1.38	1.35
14	aB	3012	CL7	OBD-CAD	-3.83	1.16	1.22
14	cA	3109	CL7	C4B-NB	-3.83	1.31	1.35
14	bB	804	CL7	C2A-C1A	-3.83	1.45	1.50
14	cB	813	CL7	OBD-CAD	-3.83	1.16	1.22
13	bB	805	PHO	CBD-CAD	-3.83	1.40	1.53
14	aA	3140	CL7	MG-NC	-3.83	1.98	2.05
14	cA	3110	CL7	C1C-NC	3.83	1.42	1.37

Continued on next page...

Continued from previous page...

Mol	Chain	Res	Type	Atoms	Z	Observed(Å)	Ideal(Å)
14	cA	3105	CL7	C1B-NB	3.83	1.38	1.35
14	cB	806	CL7	CAA-C2A	-3.82	1.47	1.54
14	cB	827	CL7	C1C-NC	3.82	1.42	1.37
14	cB	819	CL7	CAA-C2A	-3.82	1.47	1.54
14	cA	3129	CL7	MG-NA	-3.81	1.98	2.05
14	aB	3020	CL7	OBD-CAD	-3.81	1.17	1.22
14	bB	809	CL7	C4C-NC	3.81	1.42	1.37
14	bA	3145	CL7	C4B-NB	-3.81	1.31	1.35
14	bB	806	CL7	C1C-NC	3.81	1.42	1.37
14	bB	817	CL7	C4B-NB	-3.81	1.31	1.35
14	aB	3023	CL7	MG-NC	-3.81	1.98	2.05
14	bA	3110	CL7	C1C-NC	3.81	1.42	1.37
14	aL	202	CL7	MG-NC	-3.81	1.98	2.05
14	cA	3111	CL7	OBD-CAD	-3.80	1.17	1.22
17	cA	3143	PQN	O1-C1	-3.80	1.15	1.23
14	cA	3144	CL7	C4B-NB	-3.80	1.31	1.35
14	cB	816	CL7	C4B-NB	-3.80	1.31	1.35
17	aA	3144	PQN	O4-C4	-3.80	1.15	1.23
14	cB	833	CL7	MG-NC	-3.80	1.98	2.05
14	aB	3003	CL7	C2A-C1A	-3.80	1.45	1.50
14	bB	824	CL7	MG-NC	-3.79	1.98	2.05
14	bL	205	CL7	C3B-CAB	-3.79	1.37	1.46
14	aA	3111	CL7	C1C-NC	3.79	1.42	1.37
14	bA	3103	CL7	C1B-NB	3.79	1.38	1.35
14	cB	811	CL7	C4C-NC	3.79	1.42	1.37
14	cA	3141	CL7	C4B-NB	-3.78	1.31	1.35
14	bA	3139	CL7	MG-NC	-3.78	1.98	2.05
14	aB	3026	CL7	C3D-C2D	-3.78	1.32	1.39
14	aA	3143	CL7	OBD-CAD	-3.78	1.17	1.22
14	aA	3117	CL7	MG-NA	-3.78	1.98	2.05
14	bA	3105	CL7	C1C-C2C	-3.77	1.37	1.45
14	aA	3127	CL7	OBD-CAD	-3.77	1.17	1.22
14	bA	3120	CL7	C1B-NB	3.77	1.38	1.35
14	cF	201	CL7	C3D-C4D	-3.77	1.36	1.40
14	aA	3127	CL7	MG-NC	-3.77	1.98	2.05
14	cL	203	CL7	C3B-CAB	-3.77	1.37	1.46
14	aA	3143	CL7	C4B-NB	-3.77	1.31	1.35
14	cA	3116	CL7	MG-NA	-3.76	1.98	2.05
14	cB	826	CL7	C1D-ND	-3.76	1.31	1.35
14	cB	804	CL7	C1C-NC	3.76	1.42	1.37
14	aB	3014	CL7	MG-NC	-3.76	1.98	2.05
14	bB	810	CL7	C1B-NB	3.76	1.38	1.35

Continued on next page...

Continued from previous page...

Mol	Chain	Res	Type	Atoms	Z	Observed(Å)	Ideal(Å)
14	bL	203	CL7	C1B-NB	3.75	1.38	1.35
14	aA	3131	CL7	C4B-NB	-3.75	1.31	1.35
14	cB	823	CL7	C4B-NB	-3.75	1.31	1.35
12	cA	3101	G9R	CHD-C1D	3.75	1.48	1.35
14	bB	804	CL7	CMD-C2D	-3.75	1.43	1.51
17	bA	3143	PQN	C6-C5	3.75	1.45	1.39
14	cA	3129	CL7	C3D-C2D	-3.75	1.32	1.39
14	aB	3030	CL7	OBD-CAD	-3.75	1.17	1.22
17	bA	3143	PQN	O1-C1	-3.75	1.15	1.23
14	cB	817	CL7	C4B-NB	-3.75	1.31	1.35
14	cB	825	CL7	OBD-CAD	-3.74	1.17	1.22
14	bB	803	CL7	CHC-C1C	-3.74	1.30	1.35
14	bA	3108	CL7	C1B-NB	3.74	1.38	1.35
14	bB	827	CL7	C4B-NB	-3.74	1.31	1.35
14	cA	3127	CL7	C3B-CAB	-3.74	1.37	1.46
17	aA	3144	PQN	C10-C1	-3.74	1.41	1.48
14	aA	3133	CL7	MG-NA	-3.74	1.98	2.05
14	cB	827	CL7	OBB-CAB	3.73	1.34	1.21
14	cB	823	CL7	OBD-CAD	-3.73	1.17	1.22
14	aB	3016	CL7	C4B-NB	-3.73	1.31	1.35
14	bA	3126	CL7	C1C-NC	3.73	1.42	1.37
14	cA	3118	CL7	C4C-NC	3.73	1.42	1.37
14	cA	3108	CL7	OBD-CAD	-3.73	1.17	1.22
14	bA	3133	CL7	MG-NC	-3.73	1.98	2.05
14	cL	203	CL7	C4C-NC	3.73	1.42	1.37
12	aA	3101	G9R	CHD-C1D	3.73	1.48	1.35
14	bL	204	CL7	C3B-CAB	-3.73	1.37	1.46
14	cA	3128	CL7	C1C-C2C	-3.73	1.38	1.45
14	cA	3140	CL7	C2A-C1A	-3.72	1.45	1.50
14	bA	3132	CL7	MG-NA	-3.72	1.98	2.05
14	aA	3115	CL7	C1B-NB	3.72	1.38	1.35
14	bA	3108	CL7	MG-NA	-3.72	1.98	2.05
17	cA	3143	PQN	C6-C5	3.72	1.45	1.39
14	aA	3132	CL7	OBD-CAD	-3.72	1.17	1.22
14	cA	3116	CL7	MG-NC	-3.71	1.98	2.05
14	aB	3032	CL7	MG-NC	-3.71	1.98	2.05
14	cB	810	CL7	C3A-C4A	-3.71	1.45	1.52
14	bB	826	CL7	C3A-C4A	-3.71	1.45	1.52
14	bA	3132	CL7	C3D-C4D	-3.71	1.36	1.40
13	bB	805	PHO	C3B-C2B	-3.71	1.35	1.40
17	bB	828	PQN	O1-C1	-3.71	1.15	1.23
14	aB	3025	CL7	C4D-ND	-3.71	1.31	1.35

Continued on next page...

Continued from previous page...

Mol	Chain	Res	Type	Atoms	Z	Observed(Å)	Ideal(Å)
14	bB	822	CL7	OBD-CAD	-3.71	1.17	1.22
14	cA	3113	CL7	C3D-C4D	-3.71	1.36	1.40
14	cB	831	CL7	MG-NC	-3.71	1.98	2.05
14	cA	3119	CL7	C3B-CAB	-3.71	1.37	1.46
14	bL	203	CL7	C4C-NC	3.70	1.42	1.37
14	bA	3126	CL7	MG-NC	-3.70	1.98	2.05
14	aB	3006	CL7	MG-NA	-3.70	1.98	2.05
14	aB	3008	CL7	MG-NC	-3.70	1.98	2.05
13	aB	3004	PHO	CBB-CAB	3.70	1.53	1.29
14	aJ	101	CL7	C4B-NB	-3.70	1.31	1.35
14	aA	3134	CL7	OBD-CAD	-3.70	1.17	1.22
14	aA	3112	CL7	C4B-NB	-3.70	1.31	1.35
14	aB	3009	CL7	O2D-CED	-3.70	1.36	1.45
17	aB	3027	PQN	C5-C4	-3.70	1.41	1.48
14	aA	3109	CL7	OBD-CAD	-3.70	1.17	1.22
14	bB	831	CL7	MG-NC	-3.70	1.98	2.05
14	aA	3142	CL7	C4B-NB	-3.70	1.31	1.35
14	bA	3120	CL7	C4B-NB	-3.70	1.31	1.35
14	aA	3123	CL7	C4D-CHA	-3.70	1.40	1.45
14	cB	810	CL7	C2A-C1A	-3.70	1.45	1.50
14	cB	803	CL7	MG-NA	-3.70	1.98	2.05
14	bA	3116	CL7	MG-NC	-3.70	1.98	2.05
14	bA	3104	CL7	C4B-NB	-3.70	1.31	1.35
16	aA	3139	LHG	O7-C5	-3.70	1.40	1.47
14	bB	810	CL7	C2A-C1A	-3.69	1.45	1.50
14	bB	827	CL7	C1C-NC	3.69	1.42	1.37
14	cA	3105	CL7	C3C-C2C	-3.69	1.28	1.36
14	cA	3122	CL7	C4C-NC	3.69	1.42	1.37
14	aA	3119	CL7	C4C-NC	3.69	1.42	1.37
14	aA	3106	CL7	OBD-CAD	-3.69	1.17	1.22
14	bB	827	CL7	OBB-CAB	3.68	1.34	1.21
14	bA	3114	CL7	C1B-NB	3.68	1.38	1.35
14	cB	807	CL7	MG-NA	-3.68	1.98	2.05
14	bA	3128	CL7	C3A-C4A	-3.68	1.45	1.52
14	bA	3142	CL7	CMD-C2D	-3.68	1.44	1.51
13	bB	805	PHO	CBB-CAB	3.68	1.53	1.29
14	cA	3118	CL7	MG-NC	-3.68	1.98	2.05
17	cB	828	PQN	O1-C1	-3.67	1.15	1.23
13	aB	3004	PHO	O2D-CGD	3.67	1.42	1.33
14	bA	3111	CL7	OBD-CAD	-3.67	1.17	1.22
14	aB	3008	CL7	C3D-C2D	-3.67	1.32	1.39
14	aB	3009	CL7	C4B-NB	-3.67	1.31	1.35

Continued on next page...

Continued from previous page...

Mol	Chain	Res	Type	Atoms	Z	Observed(Å)	Ideal(Å)
14	aA	3130	CL7	C3A-C4A	-3.67	1.45	1.52
14	aB	3014	CL7	OBD-CAD	-3.67	1.17	1.22
14	bB	833	CL7	MG-NC	-3.67	1.98	2.05
14	cB	815	CL7	C4B-NB	-3.67	1.31	1.35
14	cB	804	CL7	C3D-C4D	-3.67	1.36	1.40
14	bA	3129	CL7	C3A-C4A	-3.66	1.45	1.52
14	cB	817	CL7	C1C-NC	3.66	1.42	1.37
14	aA	3103	CL7	C3C-C2C	-3.66	1.28	1.36
14	cA	3120	CL7	MG-NA	-3.66	1.98	2.05
14	cA	3115	CL7	MG-NC	-3.66	1.98	2.05
14	cA	3133	CL7	OBD-CAD	-3.66	1.17	1.22
14	bB	807	CL7	MG-NA	-3.66	1.98	2.05
14	aA	3115	CL7	C4B-NB	-3.65	1.31	1.35
14	aB	3031	CL7	C3A-C4A	-3.65	1.45	1.52
14	aB	3007	CL7	C3D-C4D	-3.65	1.36	1.40
14	bA	3133	CL7	C1B-NB	3.65	1.38	1.35
14	aA	3107	CL7	C1B-NB	3.65	1.38	1.35
14	bB	826	CL7	C4C-NC	3.65	1.42	1.37
14	bA	3113	CL7	C3D-C4D	-3.64	1.36	1.40
14	bA	3127	CL7	MG-NC	-3.64	1.98	2.05
14	bA	3105	CL7	C3C-C2C	-3.64	1.28	1.36
14	aB	3018	CL7	C3B-CAB	-3.64	1.37	1.46
14	cA	3118	CL7	CBD-CHA	3.64	1.56	1.51
14	cB	807	CL7	C1B-NB	3.64	1.38	1.35
14	cA	3116	CL7	C1C-NC	3.64	1.42	1.37
14	bB	827	CL7	CMA-C3A	3.64	1.61	1.53
14	cA	3133	CL7	MG-NC	-3.63	1.98	2.05
17	aB	3027	PQN	O1-C1	-3.63	1.15	1.23
14	bA	3106	CL7	OBD-CAD	-3.63	1.17	1.22
14	cJ	101	CL7	C4B-NB	-3.63	1.32	1.35
14	bA	3133	CL7	OBD-CAD	-3.63	1.17	1.22
14	aA	3119	CL7	MG-NC	-3.63	1.98	2.05
14	aB	3021	CL7	OBD-CAD	-3.62	1.17	1.22
14	bA	3117	CL7	C4B-NB	-3.62	1.32	1.35
14	bA	3116	CL7	MG-NA	-3.62	1.98	2.05
14	cA	3114	CL7	C1B-NB	3.62	1.38	1.35
14	cA	3107	CL7	C4B-NB	-3.62	1.32	1.35
14	bL	204	CL7	C3D-C4D	-3.62	1.36	1.40
14	aB	3026	CL7	OBB-CAB	3.62	1.34	1.21
14	aL	202	CL7	C1B-NB	3.62	1.38	1.35
14	bA	3126	CL7	OBD-CAD	-3.62	1.17	1.22
14	cB	810	CL7	C1B-NB	3.62	1.38	1.35

Continued on next page...

Continued from previous page...

Mol	Chain	Res	Type	Atoms	Z	Observed(Å)	Ideal(Å)
14	aB	3024	CL7	OBD-CAD	-3.62	1.17	1.22
14	bA	3123	CL7	MG-NA	-3.62	1.98	2.05
14	aB	3025	CL7	C3B-CAB	-3.61	1.38	1.46
13	cB	801	PHO	CBD-CAD	-3.61	1.41	1.53
14	aB	3030	CL7	C1B-NB	3.61	1.38	1.35
14	cF	201	CL7	MG-NC	-3.61	1.98	2.05
14	aA	3117	CL7	C1C-NC	3.60	1.42	1.37
13	bB	805	PHO	O2A-CGA	3.60	1.43	1.33
14	cB	826	CL7	C3B-CAB	-3.60	1.38	1.46
14	aB	3022	CL7	OBD-CAD	-3.60	1.17	1.22
14	bA	3125	CL7	OBD-CAD	-3.60	1.17	1.22
14	aA	3121	CL7	C3D-C4D	-3.60	1.36	1.40
14	cA	3130	CL7	C3D-C4D	-3.60	1.36	1.40
14	cA	3130	CL7	C1B-NB	3.59	1.38	1.35
14	aA	3116	CL7	MG-NC	-3.59	1.98	2.05
14	cB	832	CL7	OBD-CAD	-3.59	1.17	1.22
12	bA	3101	G9R	CHD-C1D	3.59	1.47	1.35
14	bB	803	CL7	C3B-CAB	-3.59	1.38	1.46
14	aA	3112	CL7	OBD-CAD	-3.59	1.17	1.22
14	cA	3132	CL7	C2A-C1A	-3.59	1.45	1.50
14	cA	3111	CL7	C4B-NB	-3.59	1.32	1.35
14	bA	3116	CL7	C1C-NC	3.59	1.42	1.37
14	aA	3120	CL7	C3D-C4D	-3.58	1.36	1.40
14	bB	804	CL7	CHD-C4C	-3.58	1.30	1.35
14	bA	3130	CL7	C3D-C4D	-3.58	1.36	1.40
13	cB	805	PHO	CBB-CAB	3.58	1.53	1.29
14	aL	202	CL7	C4C-NC	3.58	1.42	1.37
14	aB	3009	CL7	C3A-C4A	-3.58	1.45	1.52
14	aA	3129	CL7	C3C-C2C	-3.58	1.29	1.36
14	cA	3139	CL7	C4B-NB	-3.58	1.32	1.35
14	cL	205	CL7	C3B-CAB	-3.57	1.38	1.46
14	bA	3115	CL7	MG-NC	-3.57	1.98	2.05
14	aA	3121	CL7	MG-NC	-3.57	1.98	2.05
14	bB	817	CL7	C1C-NC	3.57	1.42	1.37
14	cA	3123	CL7	O2D-CGD	-3.57	1.24	1.33
13	aB	3004	PHO	O2A-CGA	3.57	1.43	1.33
14	cA	3132	CL7	C4C-NC	3.57	1.42	1.37
14	aA	3134	CL7	MG-NC	-3.57	1.98	2.05
14	bA	3127	CL7	C3B-CAB	-3.56	1.38	1.46
14	bA	3105	CL7	CMD-C2D	-3.56	1.44	1.51
14	aL	204	CL7	C3B-CAB	-3.56	1.38	1.46
14	aB	3002	CL7	O2D-CGD	-3.56	1.24	1.33

Continued on next page...

Continued from previous page...

Mol	Chain	Res	Type	Atoms	Z	Observed(Å)	Ideal(Å)
14	aF	201	CL7	MG-NC	-3.56	1.98	2.05
14	aL	204	CL7	C4C-NC	3.56	1.42	1.37
14	bK	101	CL7	OBD-CAD	-3.56	1.16	1.22
14	bB	823	CL7	OBD-CAD	-3.56	1.17	1.22
14	aA	3134	CL7	C1C-NC	3.55	1.42	1.37
14	aB	3015	CL7	C1C-C2C	-3.55	1.38	1.45
13	aA	3102	PHO	CBD-CAD	-3.55	1.41	1.53
14	aA	3106	CL7	C1C-C2C	-3.55	1.38	1.45
14	bB	803	CL7	OBD-CAD	-3.55	1.17	1.22
14	cA	3105	CL7	CMD-C2D	-3.55	1.44	1.51
14	cA	3132	CL7	C3D-C4D	-3.55	1.36	1.40
14	bA	3130	CL7	C1B-NB	3.54	1.38	1.35
14	bB	815	CL7	C4B-NB	-3.54	1.32	1.35
14	cB	816	CL7	C2A-C1A	-3.54	1.45	1.50
14	aA	3128	CL7	MG-NC	-3.54	1.98	2.05
14	cA	3115	CL7	OBD-CAD	-3.54	1.17	1.22
14	cB	819	CL7	C3B-CAB	-3.54	1.38	1.46
14	bB	811	CL7	C4C-NC	3.54	1.42	1.37
14	cA	3132	CL7	MG-NA	-3.54	1.98	2.05
14	aA	3117	CL7	MG-NC	-3.54	1.98	2.05
14	bB	819	CL7	C3B-CAB	-3.54	1.38	1.46
14	bF	201	CL7	MG-NC	-3.54	1.98	2.05
14	aB	3002	CL7	OBD-CAD	-3.54	1.17	1.22
14	cB	812	CL7	C1C-NC	3.54	1.42	1.37
13	bB	801	PHO	CBD-CAD	-3.54	1.41	1.53
14	cB	824	CL7	MG-NC	-3.54	1.98	2.05
14	bA	3118	CL7	OBD-CAD	-3.53	1.17	1.22
14	aA	3118	CL7	C4B-NB	-3.53	1.32	1.35
14	bA	3141	CL7	MG-NC	-3.53	1.98	2.05
14	cA	3127	CL7	MG-NA	-3.53	1.98	2.05
17	bB	828	PQN	C5-C4	-3.53	1.41	1.48
14	aB	3016	CL7	C1C-NC	3.53	1.42	1.37
14	bA	3115	CL7	OBD-CAD	-3.53	1.17	1.22
12	aA	3101	G9R	C1D-ND	3.53	1.42	1.37
14	cA	3115	CL7	C4C-NC	3.53	1.42	1.37
14	bA	3123	CL7	C1B-NB	3.53	1.38	1.35
14	bB	816	CL7	C2A-C1A	-3.53	1.45	1.50
14	aB	3003	CL7	CMD-C2D	-3.52	1.44	1.51
16	bA	3138	LHG	O7-C5	-3.52	1.41	1.47
14	aB	3002	CL7	C4C-NC	3.52	1.42	1.37
14	aA	3131	CL7	C4C-NC	3.52	1.42	1.37
14	bA	3123	CL7	C4C-NC	3.52	1.42	1.37

Continued on next page...

Continued from previous page...

Mol	Chain	Res	Type	Atoms	Z	Observed(Å)	Ideal(Å)
14	bB	831	CL7	C4B-NB	-3.52	1.32	1.35
14	aB	3024	CL7	C1C-NC	3.52	1.42	1.37
14	bB	809	CL7	C4B-NB	-3.52	1.32	1.35
14	bB	832	CL7	C3A-C4A	-3.52	1.46	1.52
14	bA	3111	CL7	C4B-NB	-3.51	1.32	1.35
14	bA	3102	CL7	MG-NC	-3.51	1.98	2.05
14	aA	3141	CL7	C4B-NB	-3.51	1.32	1.35
14	cB	827	CL7	MG-NA	-3.51	1.98	2.05
14	aA	3127	CL7	C1B-NB	3.51	1.38	1.35
14	cA	3127	CL7	MG-NC	-3.51	1.98	2.05
14	bB	808	CL7	C3D-C4D	-3.51	1.37	1.40
14	cA	3117	CL7	C4B-NB	-3.51	1.32	1.35
14	aB	3014	CL7	C4C-NC	3.50	1.42	1.37
13	bB	805	PHO	C1D-ND	-3.50	1.27	1.38
14	bB	804	CL7	C3D-C4D	-3.50	1.37	1.40
14	aA	3113	CL7	C1C-NC	3.50	1.42	1.37
14	bA	3115	CL7	C4C-NC	3.50	1.42	1.37
14	aB	3006	CL7	C1B-NB	3.50	1.38	1.35
14	aB	3030	CL7	C4B-NB	-3.50	1.32	1.35
14	cA	3118	CL7	C1C-NC	3.49	1.42	1.37
14	cB	803	CL7	CHC-C1C	-3.49	1.30	1.35
14	aA	3121	CL7	C3B-CAB	-3.49	1.38	1.46
14	aB	3026	CL7	CHC-C1C	-3.49	1.30	1.35
14	cA	3141	CL7	MG-NC	-3.49	1.98	2.05
14	bA	3115	CL7	C4B-NB	-3.49	1.32	1.35
14	bA	3111	CL7	C4C-NC	3.49	1.42	1.37
14	cA	3102	CL7	MG-NC	-3.49	1.98	2.05
14	bB	822	CL7	C1C-NC	3.48	1.42	1.37
14	cB	808	CL7	C3D-C4D	-3.48	1.37	1.40
14	bA	3132	CL7	C2A-C1A	-3.48	1.45	1.50
14	bB	812	CL7	C1C-NC	3.48	1.42	1.37
14	bB	826	CL7	C1D-ND	-3.48	1.32	1.35
14	bB	816	CL7	C1C-C2C	-3.48	1.38	1.45
14	bL	205	CL7	MG-NA	-3.48	1.98	2.05
14	cA	3140	CL7	C3D-C4D	-3.48	1.37	1.40
14	bB	817	CL7	C4C-NC	3.48	1.42	1.37
14	cA	3111	CL7	C4C-NC	3.48	1.42	1.37
14	cB	817	CL7	C4C-NC	3.48	1.42	1.37
14	aA	3119	CL7	CBD-CHA	3.48	1.56	1.51
14	aA	3106	CL7	C3C-C2C	-3.48	1.29	1.36
14	bA	3126	CL7	C1B-NB	3.48	1.38	1.35
14	bA	3141	CL7	C4B-NB	-3.48	1.32	1.35

Continued on next page...

Continued from previous page...

Mol	Chain	Res	Type	Atoms	Z	Observed(Å)	Ideal(Å)
14	aK	101	CL7	C4C-NC	3.48	1.42	1.37
14	cB	822	CL7	C1C-NC	3.47	1.42	1.37
14	aB	3005	CL7	C4C-NC	3.47	1.42	1.37
14	cA	3106	CL7	C1B-NB	3.47	1.38	1.35
14	aK	101	CL7	C1C-NC	3.47	1.42	1.37
14	cB	804	CL7	C2A-C1A	-3.47	1.45	1.50
14	cB	832	CL7	C3A-C4A	-3.46	1.46	1.52
14	aB	3016	CL7	C4C-NC	3.46	1.42	1.37
14	aA	3123	CL7	C4C-NC	3.46	1.42	1.37
14	cA	3105	CL7	MG-NA	-3.46	1.98	2.05
14	aB	3009	CL7	C2A-C1A	-3.46	1.45	1.50
13	bB	805	PHO	CMB-C2B	-3.45	1.43	1.51
14	cA	3103	CL7	C4B-NB	-3.45	1.32	1.35
14	cL	205	CL7	C4C-NC	3.45	1.42	1.37
14	bB	809	CL7	CHC-C1C	-3.45	1.30	1.35
14	bB	832	CL7	OBD-CAD	-3.45	1.17	1.22
14	aB	3002	CL7	C3B-CAB	-3.45	1.38	1.46
14	bB	809	CL7	O2D-CGD	-3.45	1.24	1.33
13	cB	805	PHO	O2A-CGA	3.45	1.43	1.33
14	cA	3129	CL7	C3A-C4A	-3.45	1.46	1.52
14	bA	3132	CL7	C1C-C2C	-3.45	1.38	1.45
14	bA	3105	CL7	MG-NA	-3.45	1.99	2.05
14	aF	201	CL7	C3B-C2B	3.44	1.45	1.40
14	cA	3130	CL7	C4C-NC	3.44	1.42	1.37
14	cF	201	CL7	C3B-C2B	3.44	1.45	1.40
14	aA	3116	CL7	C4C-NC	3.44	1.42	1.37
14	bA	3112	CL7	C1C-NC	3.44	1.42	1.37
14	aB	3003	CL7	C1B-NB	3.44	1.38	1.35
14	cB	820	CL7	C1B-NB	3.44	1.38	1.35
14	aA	3121	CL7	C4C-NC	3.44	1.42	1.37
14	cL	204	CL7	C3B-CAB	-3.44	1.38	1.46
14	aA	3121	CL7	MG-NA	-3.44	1.99	2.05
14	cA	3127	CL7	C3D-C4D	-3.43	1.37	1.40
14	bB	807	CL7	C4C-NC	3.43	1.42	1.37
17	aA	3144	PQN	O1-C1	-3.43	1.16	1.23
14	cB	806	CL7	C3D-C4D	-3.43	1.37	1.40
13	bB	805	PHO	C3A-C2A	-3.43	1.51	1.54
14	aA	3125	CL7	C3B-CAB	-3.43	1.38	1.46
14	aA	3103	CL7	MG-NC	-3.43	1.99	2.05
14	aB	3002	CL7	C3A-C4A	-3.43	1.46	1.52
14	bA	3130	CL7	C4C-NC	3.42	1.42	1.37
14	aA	3103	CL7	C3D-CAD	-3.42	1.40	1.47

Continued on next page...

Continued from previous page...

Mol	Chain	Res	Type	Atoms	Z	Observed(Å)	Ideal(Å)
14	aA	3128	CL7	C3B-CAB	-3.42	1.38	1.46
14	aA	3105	CL7	C4C-NC	3.42	1.42	1.37
14	cA	3126	CL7	C1C-NC	3.41	1.42	1.37
14	cB	804	CL7	CMD-C2D	-3.41	1.44	1.51
14	bA	3105	CL7	C1B-NB	3.41	1.38	1.35
14	cA	3133	CL7	C1B-NB	3.41	1.38	1.35
14	bB	819	CL7	CAA-C2A	-3.41	1.47	1.54
14	cA	3124	CL7	C3D-C2D	-3.41	1.33	1.39
14	cB	809	CL7	MG-NC	-3.41	1.99	2.05
14	cB	827	CL7	C2A-C1A	-3.41	1.45	1.50
14	bA	3141	CL7	C3A-C4A	-3.40	1.46	1.52
14	bA	3145	CL7	C4C-NC	3.40	1.42	1.37
14	bA	3103	CL7	C4B-NB	-3.40	1.32	1.35
14	cB	809	CL7	C4C-NC	3.40	1.42	1.37
14	cB	826	CL7	C4C-NC	3.40	1.42	1.37
14	cA	3141	CL7	C3A-C4A	-3.40	1.46	1.52
17	cB	828	PQN	C5-C4	-3.40	1.41	1.48
14	cB	832	CL7	MG-NA	-3.40	1.99	2.05
12	cA	3101	G9R	C1D-ND	3.40	1.42	1.37
14	cF	201	CL7	C4C-NC	3.39	1.42	1.37
14	cB	832	CL7	C4C-NC	3.39	1.42	1.37
14	cA	3142	CL7	CMD-C2D	-3.39	1.44	1.51
14	aA	3129	CL7	C1B-NB	3.39	1.38	1.35
14	aB	3011	CL7	C1C-NC	3.39	1.42	1.37
14	cB	831	CL7	C3D-C4D	-3.39	1.37	1.40
14	bB	827	CL7	C3D-C2D	-3.39	1.33	1.39
14	bA	3142	CL7	C1C-NC	3.38	1.41	1.37
14	aB	3009	CL7	C3B-CAB	-3.38	1.38	1.46
14	aA	3112	CL7	C4C-NC	3.38	1.41	1.37
14	aA	3131	CL7	C3D-C4D	-3.38	1.37	1.40
16	cA	3138	LHG	O7-C5	-3.38	1.41	1.47
14	aA	3106	CL7	MG-NA	-3.38	1.99	2.05
14	aB	3023	CL7	C3B-CAB	-3.38	1.38	1.46
14	bA	3124	CL7	C1C-NC	3.38	1.41	1.37
14	aA	3110	CL7	C4B-NB	-3.38	1.32	1.35
13	cB	805	PHO	C1D-ND	-3.38	1.27	1.38
13	bB	801	PHO	CBB-CAB	3.38	1.51	1.29
14	cB	826	CL7	C4D-ND	-3.38	1.32	1.35
14	bB	806	CL7	C4B-NB	-3.37	1.32	1.35
14	aB	3021	CL7	C1C-NC	3.37	1.41	1.37
14	cB	831	CL7	C1B-NB	3.37	1.38	1.35
14	aA	3133	CL7	C3D-C4D	-3.37	1.37	1.40

Continued on next page...

Continued from previous page...

Mol	Chain	Res	Type	Atoms	Z	Observed(Å)	Ideal(Å)
14	bB	824	CL7	C3B-CAB	-3.37	1.38	1.46
14	aA	3146	CL7	C4C-NC	3.37	1.41	1.37
14	bA	3120	CL7	C4C-NC	3.37	1.41	1.37
14	cB	810	CL7	C3B-CAB	-3.37	1.38	1.46
14	aA	3142	CL7	MG-NC	-3.37	1.99	2.05
14	aK	101	CL7	OBD-CAD	-3.37	1.16	1.22
14	bL	203	CL7	C1C-NC	3.37	1.41	1.37
14	bB	809	CL7	MG-NC	-3.37	1.99	2.05
14	aB	3006	CL7	C4C-NC	3.37	1.41	1.37
13	aB	3004	PHO	C1D-ND	-3.36	1.27	1.38
14	aB	3025	CL7	C4C-NC	3.36	1.41	1.37
14	cB	807	CL7	C4C-NC	3.36	1.41	1.37
14	cA	3115	CL7	C4B-NB	-3.36	1.32	1.35
14	bF	201	CL7	C3B-C2B	3.36	1.45	1.40
13	aA	3102	PHO	CBB-CAB	3.36	1.51	1.29
14	aA	3119	CL7	C1C-NC	3.36	1.41	1.37
14	aA	3134	CL7	C4C-NC	3.36	1.41	1.37
13	aB	3004	PHO	C3B-C2B	-3.36	1.35	1.40
14	aF	201	CL7	C4C-NC	3.36	1.41	1.37
14	cB	816	CL7	C1C-C2C	-3.36	1.38	1.45
14	aA	3122	CL7	C4C-NC	3.36	1.41	1.37
14	cB	826	CL7	C4B-NB	-3.36	1.32	1.35
14	aB	3031	CL7	MG-NA	-3.36	1.99	2.05
14	cB	804	CL7	C1A-NA	-3.35	1.29	1.38
14	bB	832	CL7	MG-NA	-3.35	1.99	2.05
14	aA	3106	CL7	CMD-C2D	-3.35	1.44	1.51
14	cA	3114	CL7	C1C-NC	3.35	1.41	1.37
14	cB	825	CL7	C4C-NC	3.35	1.41	1.37
14	aA	3120	CL7	C3B-CAB	-3.35	1.38	1.46
14	aA	3127	CL7	C4B-NB	-3.35	1.32	1.35
14	aA	3142	CL7	C1C-NC	3.34	1.41	1.37
14	aA	3132	CL7	C1C-NC	3.34	1.41	1.37
14	bK	101	CL7	C3B-C2B	3.34	1.45	1.40
14	aA	3146	CL7	C4B-NB	-3.34	1.32	1.35
14	bA	3120	CL7	C3B-CAB	-3.34	1.38	1.46
14	cB	833	CL7	C4B-NB	-3.34	1.32	1.35
14	aA	3116	CL7	C4B-NB	-3.33	1.32	1.35
14	cA	3132	CL7	C1C-C2C	-3.33	1.38	1.45
14	aB	3015	CL7	C3B-CAB	-3.33	1.38	1.46
14	cA	3144	CL7	C1C-NC	3.33	1.41	1.37
14	bB	832	CL7	C3B-CAB	-3.33	1.38	1.46
14	aA	3107	CL7	OBD-CAD	-3.33	1.17	1.22

Continued on next page...

Continued from previous page...

Mol	Chain	Res	Type	Atoms	Z	Observed(Å)	Ideal(Å)
14	cB	832	CL7	C3B-CAB	-3.33	1.38	1.46
14	cA	3118	CL7	OBD-CAD	-3.33	1.17	1.22
14	cB	827	CL7	C3D-C2D	-3.32	1.33	1.39
14	cB	803	CL7	OBD-CAD	-3.32	1.17	1.22
14	aB	3026	CL7	C3C-C2C	-3.32	1.29	1.36
14	aB	3024	CL7	C4C-NC	3.32	1.41	1.37
14	aL	203	CL7	C1C-NC	3.32	1.41	1.37
14	bB	810	CL7	C3B-CAB	-3.32	1.38	1.46
14	bF	201	CL7	C1B-NB	3.32	1.38	1.35
14	cF	201	CL7	C4B-NB	-3.32	1.32	1.35
14	cB	804	CL7	C3B-CAB	-3.32	1.38	1.46
14	bB	803	CL7	C3A-C4A	-3.32	1.46	1.52
14	aA	3142	CL7	OBD-CAD	-3.32	1.17	1.22
13	cB	805	PHO	C1B-NB	-3.32	1.28	1.38
14	aB	3022	CL7	C4C-NC	3.32	1.41	1.37
14	aA	3116	CL7	CBD-CHA	3.32	1.56	1.51
14	cB	831	CL7	C4B-NB	-3.32	1.32	1.35
14	cA	3103	CL7	C1B-NB	3.31	1.38	1.35
12	cA	3101	G9R	C3B-C2B	3.31	1.45	1.40
14	aA	3116	CL7	OBD-CAD	-3.31	1.17	1.22
14	cB	803	CL7	O2D-CGD	-3.31	1.25	1.33
14	bA	3102	CL7	C3B-CAB	-3.31	1.38	1.46
14	aB	3026	CL7	OBD-CAD	-3.31	1.17	1.22
14	aA	3110	CL7	C4C-NC	3.31	1.41	1.37
14	aB	3003	CL7	C4C-NC	3.31	1.41	1.37
14	aB	3005	CL7	C3D-C4D	-3.31	1.37	1.40
14	aB	3010	CL7	OBD-CAD	-3.30	1.17	1.22
14	aL	202	CL7	C1C-NC	3.30	1.41	1.37
14	cB	816	CL7	C3B-CAB	-3.30	1.38	1.46
14	aA	3107	CL7	C1C-NC	3.30	1.41	1.37
14	bL	205	CL7	C4C-NC	3.30	1.41	1.37
13	cB	805	PHO	O2D-CGD	3.30	1.41	1.33
17	cA	3143	PQN	C9-C10	-3.30	1.34	1.39
14	bB	807	CL7	C3B-C2B	3.30	1.45	1.40
14	bA	3127	CL7	C3D-C4D	-3.30	1.37	1.40
14	cA	3112	CL7	C1C-NC	3.30	1.41	1.37
14	bA	3118	CL7	CBD-CHA	3.30	1.56	1.51
14	cA	3122	CL7	CAA-C2A	-3.30	1.48	1.54
14	cA	3133	CL7	C1C-NC	3.30	1.41	1.37
14	bF	201	CL7	C4B-NB	-3.30	1.32	1.35
14	bB	806	CL7	C3D-C2D	-3.29	1.33	1.39
13	cB	801	PHO	CBB-CAB	3.29	1.51	1.29

Continued on next page...

Continued from previous page...

Mol	Chain	Res	Type	Atoms	Z	Observed(Å)	Ideal(Å)
14	aB	3019	CL7	MG-NC	-3.29	1.99	2.05
14	bA	3145	CL7	C1C-NC	3.29	1.41	1.37
14	cA	3144	CL7	C4C-NC	3.29	1.41	1.37
14	cA	3115	CL7	CBD-CHA	3.29	1.56	1.51
14	cA	3123	CL7	C1B-NB	3.29	1.38	1.35
14	bA	3127	CL7	C3D-C2D	-3.29	1.33	1.39
13	aB	3004	PHO	CMB-C2B	-3.28	1.43	1.51
14	bA	3141	CL7	OBD-CAD	-3.28	1.17	1.22
14	cA	3116	CL7	C4B-NB	-3.28	1.32	1.35
14	aA	3129	CL7	C3A-C4A	-3.28	1.46	1.52
14	cB	825	CL7	C1C-NC	3.28	1.41	1.37
14	aA	3130	CL7	CMA-C3A	-3.28	1.46	1.53
14	bA	3133	CL7	C1C-NC	3.28	1.41	1.37
14	aB	3014	CL7	C4B-NB	-3.28	1.32	1.35
14	bA	3116	CL7	C4B-NB	-3.28	1.32	1.35
14	bA	3115	CL7	CBD-CHA	3.28	1.56	1.51
14	aB	3025	CL7	CAA-C2A	-3.27	1.48	1.54
14	cA	3126	CL7	C3D-C4D	-3.27	1.37	1.40
14	aA	3132	CL7	C4C-NC	3.27	1.41	1.37
14	bB	826	CL7	C3B-CAB	-3.27	1.38	1.46
14	cA	3120	CL7	C4C-NC	3.27	1.41	1.37
14	aB	3031	CL7	C4C-NC	3.27	1.41	1.37
14	bA	3118	CL7	C1C-NC	3.27	1.41	1.37
14	bA	3118	CL7	C4C-NC	3.27	1.41	1.37
14	bA	3121	CL7	C4C-NC	3.27	1.41	1.37
14	bB	816	CL7	C3B-CAB	-3.26	1.38	1.46
14	aB	3015	CL7	C4C-NC	3.26	1.41	1.37
14	bB	827	CL7	CHC-C1C	-3.26	1.31	1.35
14	bB	811	CL7	OBD-CAD	-3.26	1.17	1.22
14	bB	808	CL7	MG-NC	-3.26	1.99	2.05
12	cA	3101	G9R	OBB-CAB	3.26	1.32	1.21
14	aB	3030	CL7	C1C-NC	3.26	1.41	1.37
14	cJ	101	CL7	C4C-NC	3.26	1.41	1.37
14	bA	3118	CL7	C4B-NB	-3.26	1.32	1.35
14	cB	804	CL7	CHD-C4C	-3.26	1.31	1.35
14	aA	3115	CL7	C1C-NC	3.26	1.41	1.37
14	aF	201	CL7	C4B-NB	-3.25	1.32	1.35
13	bB	805	PHO	O2D-CGD	3.25	1.41	1.33
14	aA	3112	CL7	C3B-C2B	3.25	1.44	1.40
14	cB	824	CL7	C3B-CAB	-3.25	1.38	1.46
14	cB	820	CL7	MG-NC	-3.24	1.99	2.05
14	aB	3025	CL7	C4B-NB	-3.24	1.32	1.35

Continued on next page...

Continued from previous page...

Mol	Chain	Res	Type	Atoms	Z	Observed(Å)	Ideal(Å)
14	bB	831	CL7	C3D-C4D	-3.24	1.37	1.40
16	bA	3138	LHG	O2-C2	-3.24	1.33	1.43
14	aA	3114	CL7	C3D-C4D	-3.24	1.37	1.40
14	aB	3008	CL7	O2D-CGD	-3.24	1.25	1.33
14	cK	101	CL7	OBD-CAD	-3.24	1.17	1.22
14	cF	201	CL7	C1B-NB	3.24	1.38	1.35
14	bA	3131	CL7	C1C-NC	3.23	1.41	1.37
14	bL	203	CL7	OBD-CAD	-3.23	1.17	1.22
14	cB	827	CL7	C3B-CAB	-3.23	1.38	1.46
14	aA	3143	CL7	C1C-NC	3.23	1.41	1.37
14	bB	823	CL7	C4C-NC	3.23	1.41	1.37
14	aA	3105	CL7	C4B-NB	-3.23	1.32	1.35
14	aB	3018	CL7	CAA-C2A	-3.23	1.48	1.54
14	bB	820	CL7	MG-NC	-3.23	1.99	2.05
14	bA	3113	CL7	C3B-CAB	-3.23	1.38	1.46
14	cA	3141	CL7	CAA-C2A	-3.23	1.48	1.54
14	aL	203	CL7	C3B-CAB	-3.23	1.38	1.46
14	cB	821	CL7	C4B-NB	-3.23	1.32	1.35
14	aK	101	CL7	C3B-C2B	3.22	1.44	1.40
12	aA	3101	G9R	C4B-NB	-3.22	1.32	1.35
14	bB	807	CL7	C1B-NB	3.22	1.38	1.35
12	bA	3101	G9R	C4D-CHA	3.22	1.49	1.38
14	aA	3141	CL7	C2A-C1A	-3.22	1.45	1.50
14	bB	807	CL7	OBD-CAD	-3.22	1.17	1.22
14	cB	807	CL7	OBD-CAD	-3.22	1.17	1.22
14	bJ	101	CL7	C4C-NC	3.22	1.41	1.37
14	aF	201	CL7	C1B-NB	3.22	1.38	1.35
14	bB	825	CL7	C1C-NC	3.22	1.41	1.37
14	aA	3146	CL7	C1C-NC	3.21	1.41	1.37
14	aA	3124	CL7	C4C-NC	3.21	1.41	1.37
14	aB	3032	CL7	C4C-NC	3.21	1.41	1.37
17	bA	3143	PQN	C9-C10	-3.21	1.34	1.39
14	aL	202	CL7	OBD-CAD	-3.21	1.17	1.22
14	bA	3106	CL7	C1B-NB	3.20	1.38	1.35
14	bB	806	CL7	CHC-C1C	-3.20	1.31	1.35
14	bA	3140	CL7	C3D-C4D	-3.20	1.37	1.40
14	aA	3117	CL7	C4C-NC	3.20	1.41	1.37
14	aB	3031	CL7	C3B-CAB	-3.20	1.38	1.46
14	aB	3020	CL7	C4C-NC	3.20	1.41	1.37
14	aB	3003	CL7	C1A-NA	-3.20	1.29	1.38
14	aB	3032	CL7	C4B-NB	-3.20	1.32	1.35
14	bA	3109	CL7	C4C-NC	3.20	1.41	1.37

Continued on next page...

Continued from previous page...

Mol	Chain	Res	Type	Atoms	Z	Observed(Å)	Ideal(Å)
13	bB	801	PHO	O2A-CGA	3.19	1.42	1.33
14	aJ	101	CL7	C4C-NC	3.19	1.41	1.37
14	bB	821	CL7	C4B-NB	-3.19	1.32	1.35
14	cA	3120	CL7	C3B-CAB	-3.19	1.39	1.46
14	bB	820	CL7	C3A-C4A	-3.19	1.46	1.52
14	bA	3127	CL7	MG-NA	-3.19	1.99	2.05
14	bB	826	CL7	C4D-ND	-3.19	1.32	1.35
13	cB	805	PHO	C3A-C2A	-3.19	1.51	1.54
14	cB	831	CL7	C1C-NC	3.19	1.41	1.37
14	bA	3129	CL7	C3D-C2D	-3.19	1.33	1.39
14	bA	3128	CL7	C3B-CAB	-3.19	1.39	1.46
14	aB	3005	CL7	C4B-NB	-3.18	1.32	1.35
14	aB	3005	CL7	C3D-C2D	-3.18	1.33	1.39
14	bA	3122	CL7	C4C-NC	3.18	1.41	1.37
14	cB	821	CL7	C4C-NC	3.18	1.41	1.37
14	bA	3105	CL7	C2A-C1A	-3.18	1.46	1.52
14	aA	3143	CL7	CMD-C2D	-3.18	1.45	1.51
13	aA	3102	PHO	C3B-CAB	3.18	1.54	1.47
14	bA	3141	CL7	C1C-NC	3.18	1.41	1.37
14	cB	809	CL7	O2D-CGD	-3.18	1.25	1.33
14	bA	3109	CL7	C3D-C4D	-3.18	1.37	1.40
14	bB	820	CL7	C3B-CAB	-3.18	1.39	1.46
14	aB	3002	CL7	CHC-C1C	-3.18	1.31	1.35
13	aA	3102	PHO	O2A-CGA	3.17	1.42	1.33
14	aB	3006	CL7	OBD-CAD	-3.17	1.17	1.22
14	cB	827	CL7	OBD-CAD	-3.17	1.17	1.22
14	bL	205	CL7	C3D-C4D	-3.17	1.37	1.40
14	aB	3019	CL7	C4C-NC	3.17	1.41	1.37
14	aB	3003	CL7	C3D-C4D	-3.17	1.37	1.40
14	aB	3030	CL7	C3B-CAB	-3.17	1.39	1.46
14	cA	3131	CL7	C4C-NC	3.17	1.41	1.37
14	bA	3124	CL7	C3D-C2D	-3.17	1.33	1.39
14	cL	205	CL7	C2A-C1A	-3.17	1.46	1.50
14	bB	831	CL7	C3B-CAB	-3.16	1.39	1.46
14	aB	3026	CL7	C3B-C2B	3.16	1.44	1.40
14	cK	101	CL7	C4B-NB	-3.16	1.32	1.35
12	bA	3101	G9R	C1D-ND	3.16	1.42	1.37
14	aA	3127	CL7	C3B-CAB	-3.16	1.39	1.46
14	cA	3126	CL7	C4C-NC	3.16	1.41	1.37
14	cB	826	CL7	CAA-C2A	-3.16	1.48	1.54
14	bB	804	CL7	C3B-CAB	-3.16	1.39	1.46
14	bA	3142	CL7	C3B-CAB	-3.16	1.39	1.46

Continued on next page...

Continued from previous page...

Mol	Chain	Res	Type	Atoms	Z	Observed(Å)	Ideal(Å)
14	aA	3128	CL7	MG-NA	-3.16	1.99	2.05
14	cA	3125	CL7	OBD-CAD	-3.16	1.17	1.22
14	bA	3126	CL7	C4C-NC	3.16	1.41	1.37
14	aB	3009	CL7	MG-NA	-3.16	1.99	2.05
14	bA	3107	CL7	C4C-NC	3.16	1.41	1.37
14	bF	201	CL7	C4C-NC	3.16	1.41	1.37
14	bA	3122	CL7	CAA-C2A	-3.15	1.48	1.54
14	aA	3104	CL7	C4B-NB	-3.15	1.32	1.35
12	aA	3101	G9R	C4A-NA	-3.15	1.32	1.38
14	cB	818	CL7	C3B-C2B	3.15	1.44	1.40
14	aA	3125	CL7	C1C-NC	3.15	1.41	1.37
14	cA	3141	CL7	OBD-CAD	-3.15	1.17	1.22
13	cB	805	PHO	CMB-C2B	-3.15	1.44	1.51
12	bA	3101	G9R	C3B-C2B	3.15	1.44	1.40
14	bA	3126	CL7	C4B-NB	-3.15	1.32	1.35
14	cA	3109	CL7	C3D-C4D	-3.15	1.37	1.40
14	cB	810	CL7	MG-NA	-3.15	1.99	2.05
14	bB	818	CL7	C4B-NB	-3.15	1.32	1.35
13	aB	3004	PHO	C4B-NB	-3.15	1.28	1.38
14	cB	804	CL7	C4C-NC	3.15	1.41	1.37
14	bB	820	CL7	C1B-NB	3.15	1.38	1.35
14	bB	833	CL7	C3B-CAB	-3.15	1.39	1.46
14	bB	833	CL7	C4B-NB	-3.15	1.32	1.35
14	bB	808	CL7	O2D-CGD	-3.14	1.25	1.33
16	bA	3137	LHG	O7-C5	-3.14	1.38	1.46
14	cB	823	CL7	C4C-NC	3.14	1.41	1.37
14	aB	3020	CL7	C4B-NB	-3.14	1.32	1.35
14	cB	825	CL7	C1B-NB	3.14	1.38	1.35
14	bB	821	CL7	C4C-NC	3.14	1.41	1.37
14	cA	3102	CL7	C3B-CAB	-3.14	1.39	1.46
14	cK	101	CL7	C4C-NC	3.14	1.41	1.37
14	aB	3019	CL7	C1B-NB	3.14	1.38	1.35
14	cK	101	CL7	C3B-C2B	3.14	1.44	1.40
14	cA	3131	CL7	C1C-NC	3.14	1.41	1.37
14	aA	3142	CL7	C3A-C4A	-3.14	1.46	1.52
14	cA	3124	CL7	C4B-NB	-3.13	1.32	1.35
14	aA	3108	CL7	C4C-NC	3.13	1.41	1.37
14	bA	3114	CL7	C1C-NC	3.13	1.41	1.37
14	aA	3119	CL7	C3B-C2B	3.13	1.44	1.40
14	bB	831	CL7	C1C-NC	3.13	1.41	1.37
16	bA	3138	LHG	O3-C3	-3.13	1.32	1.44
14	aB	3006	CL7	C3B-C2B	3.13	1.44	1.40

Continued on next page...

Continued from previous page...

Mol	Chain	Res	Type	Atoms	Z	Observed(Å)	Ideal(Å)
14	aB	3017	CL7	C4C-NC	3.13	1.41	1.37
14	bB	818	CL7	C1C-NC	3.13	1.41	1.37
14	bB	810	CL7	MG-NA	-3.13	1.99	2.05
14	bB	827	CL7	CAA-C2A	-3.13	1.48	1.54
14	bB	832	CL7	C4C-NC	3.13	1.41	1.37
14	aA	3108	CL7	C2A-C1A	-3.13	1.46	1.50
14	bL	204	CL7	CHC-C1C	-3.13	1.31	1.35
14	aA	3112	CL7	C1C-NC	3.13	1.41	1.37
14	bB	825	CL7	C4C-NC	3.13	1.41	1.37
14	cL	204	CL7	C2A-C1A	-3.13	1.46	1.50
13	bB	805	PHO	C1B-NB	-3.13	1.28	1.38
14	cA	3140	CL7	C3B-CAB	-3.13	1.39	1.46
12	bA	3101	G9R	CMD-C2D	-3.13	1.44	1.50
14	aB	3007	CL7	MG-NC	-3.12	1.99	2.05
13	cB	805	PHO	C1-C2	3.12	1.58	1.49
14	aB	3014	CL7	C1C-NC	3.12	1.41	1.37
14	cA	3127	CL7	C3D-C2D	-3.12	1.33	1.39
14	cB	814	CL7	C4B-NB	-3.12	1.32	1.35
14	bB	813	CL7	C3D-C4D	-3.12	1.37	1.40
14	cB	833	CL7	C3B-CAB	-3.12	1.39	1.46
14	cA	3105	CL7	C2A-C1A	-3.12	1.46	1.52
14	aB	3005	CL7	CHD-C4C	-3.12	1.31	1.35
14	bB	827	CL7	C3B-CAB	-3.12	1.39	1.46
14	cA	3142	CL7	C3B-CAB	-3.12	1.39	1.46
14	cA	3128	CL7	C3B-CAB	-3.12	1.39	1.46
14	cB	806	CL7	C3D-C2D	-3.12	1.33	1.39
14	cB	820	CL7	C3B-CAB	-3.12	1.39	1.46
14	aA	3119	CL7	OBD-CAD	-3.11	1.17	1.22
14	bB	816	CL7	C4C-NC	3.11	1.41	1.37
14	bA	3115	CL7	C3B-C2B	3.11	1.44	1.40
13	cB	801	PHO	O2A-CGA	3.11	1.42	1.33
12	cA	3101	G9R	CMB-C2B	-3.11	1.45	1.51
14	bA	3106	CL7	C1C-NC	3.11	1.41	1.37
14	cA	3115	CL7	C3B-C2B	3.11	1.44	1.40
14	aL	202	CL7	CHC-C1C	-3.11	1.31	1.35
14	aA	3130	CL7	C1C-NC	3.10	1.41	1.37
14	cK	101	CL7	C1C-NC	3.10	1.41	1.37
14	bA	3104	CL7	C3B-C2B	3.10	1.44	1.40
12	cA	3101	G9R	C4A-NA	-3.10	1.32	1.38
14	cA	3118	CL7	C4B-NB	-3.10	1.32	1.35
14	bA	3124	CL7	CAA-C2A	-3.10	1.48	1.54
14	aB	3017	CL7	C4B-NB	-3.10	1.32	1.35

Continued on next page...

Continued from previous page...

Mol	Chain	Res	Type	Atoms	Z	Observed(Å)	Ideal(Å)
14	aA	3127	CL7	C4C-NC	3.09	1.41	1.37
14	aA	3116	CL7	C3B-C2B	3.09	1.44	1.40
14	aA	3124	CL7	O2D-CGD	-3.09	1.25	1.33
14	cB	818	CL7	C1C-NC	3.09	1.41	1.37
14	aB	3026	CL7	C1C-NC	3.09	1.41	1.37
14	bB	809	CL7	CAA-C2A	-3.09	1.48	1.54
14	bB	806	CL7	C3D-C4D	-3.09	1.37	1.40
14	bA	3123	CL7	O2D-CGD	-3.09	1.25	1.33
14	cB	811	CL7	C3B-C2B	3.09	1.44	1.40
14	aA	3133	CL7	C1C-C2C	-3.09	1.39	1.45
14	cB	820	CL7	C1C-NC	3.08	1.41	1.37
14	cA	3109	CL7	C4C-NC	3.08	1.41	1.37
16	cA	3138	LHG	O3-C3	-3.08	1.32	1.44
14	bB	821	CL7	CBD-CHA	3.08	1.55	1.51
14	bK	101	CL7	C4C-NC	3.08	1.41	1.37
14	bA	3104	CL7	C4C-NC	3.08	1.41	1.37
14	bA	3118	CL7	C3B-C2B	3.08	1.44	1.40
14	aB	3017	CL7	C1C-NC	3.08	1.41	1.37
14	cB	822	CL7	OBD-CAD	-3.08	1.18	1.22
14	cA	3124	CL7	C1C-NC	3.07	1.41	1.37
14	cA	3125	CL7	C1D-ND	3.07	1.37	1.35
14	cB	823	CL7	C3B-CAB	-3.07	1.39	1.46
14	cL	203	CL7	OBD-CAD	-3.07	1.18	1.22
14	aA	3125	CL7	CHC-C1C	-3.07	1.31	1.35
14	bA	3113	CL7	C4B-NB	-3.07	1.32	1.35
12	bA	3101	G9R	C4A-NA	-3.06	1.33	1.38
14	bB	804	CL7	C1A-NA	-3.06	1.30	1.38
14	bA	3107	CL7	C2A-C1A	-3.06	1.46	1.50
14	bA	3111	CL7	C1C-NC	3.06	1.41	1.37
14	cB	821	CL7	CBD-CHA	3.06	1.55	1.51
14	aB	3030	CL7	CAA-C2A	-3.06	1.48	1.54
14	cB	809	CL7	CAA-C2A	-3.06	1.48	1.54
14	bA	3126	CL7	C3B-CAB	-3.06	1.39	1.46
14	bA	3124	CL7	CBD-CGD	-3.05	1.42	1.52
14	aA	3125	CL7	C3D-C4D	-3.05	1.37	1.40
14	aL	204	CL7	CHC-C1C	-3.05	1.31	1.35
14	cA	3128	CL7	C3A-C4A	-3.05	1.46	1.52
14	aB	3020	CL7	C1C-NC	3.05	1.41	1.37
14	aA	3142	CL7	C1B-NB	3.04	1.37	1.35
14	aB	3013	CL7	C3B-C2B	3.04	1.44	1.40
14	cA	3106	CL7	C1C-NC	3.04	1.41	1.37
14	cA	3120	CL7	C1C-NC	3.04	1.41	1.37

Continued on next page...

Continued from previous page...

Mol	Chain	Res	Type	Atoms	Z	Observed(Å)	Ideal(Å)
14	cA	3142	CL7	C1C-NC	3.04	1.41	1.37
14	aA	3141	CL7	C3D-C4D	-3.04	1.37	1.40
14	aA	3140	CL7	C4C-NC	3.04	1.41	1.37
14	cA	3128	CL7	C1C-NC	3.04	1.41	1.37
14	bB	821	CL7	C1C-NC	3.03	1.41	1.37
14	aB	3022	CL7	C3B-CAB	-3.03	1.39	1.46
14	cB	804	CL7	CAA-C2A	-3.03	1.48	1.54
14	bA	3131	CL7	C4C-NC	3.03	1.41	1.37
14	bA	3122	CL7	MG-NC	-3.03	1.99	2.05
14	bB	804	CL7	O2D-CGD	-3.03	1.25	1.33
14	cB	821	CL7	C1C-NC	3.03	1.41	1.37
14	cA	3141	CL7	C1C-NC	3.03	1.41	1.37
14	cA	3122	CL7	MG-NC	-3.03	1.99	2.05
14	bA	3124	CL7	C4B-NB	-3.02	1.32	1.35
14	aB	3012	CL7	C3D-C4D	-3.02	1.37	1.40
14	cA	3102	CL7	CBD-CGD	-3.02	1.43	1.52
14	bB	826	CL7	CAA-C2A	-3.02	1.48	1.54
14	cB	814	CL7	C4C-NC	3.02	1.41	1.37
12	cA	3101	G9R	C3D-C4D	-3.02	1.37	1.44
12	aA	3101	G9R	OBB-CAB	3.02	1.31	1.21
14	cL	205	CL7	CHC-C1C	-3.02	1.31	1.35
14	cA	3141	CL7	C1B-NB	3.01	1.37	1.35
14	aB	3019	CL7	C3B-CAB	-3.01	1.39	1.46
14	bL	203	CL7	CHC-C1C	-3.01	1.31	1.35
13	aB	3004	PHO	C1-C2	3.01	1.58	1.49
14	aB	3008	CL7	C1C-NC	3.01	1.41	1.37
14	aA	3129	CL7	C3B-CAB	-3.01	1.39	1.46
14	bB	806	CL7	CHD-C4C	-3.00	1.31	1.35
14	bB	822	CL7	C3B-CAB	-3.00	1.39	1.46
14	bK	101	CL7	C1C-NC	3.00	1.41	1.37
14	bB	818	CL7	C4C-NC	3.00	1.41	1.37
13	aB	3004	PHO	C1B-NB	-3.00	1.29	1.38
14	aB	3026	CL7	CMD-C2D	-3.00	1.45	1.51
14	aB	3023	CL7	C3D-C4D	-3.00	1.37	1.40
14	cA	3107	CL7	C4C-NC	3.00	1.41	1.37
14	aB	3013	CL7	C4B-NB	-3.00	1.32	1.35
14	bA	3102	CL7	C1A-NA	-3.00	1.30	1.38
14	cB	827	CL7	CHC-C1C	-3.00	1.31	1.35
14	aB	3003	CL7	C3B-C2B	3.00	1.44	1.40
14	bB	820	CL7	C1C-NC	3.00	1.41	1.37
14	cA	3103	CL7	C1C-NC	3.00	1.41	1.37
14	cA	3129	CL7	CAA-C2A	3.00	1.59	1.53

Continued on next page...

Continued from previous page...

Mol	Chain	Res	Type	Atoms	Z	Observed(Å)	Ideal(Å)
14	aA	3134	CL7	C4B-NB	-3.00	1.32	1.35
14	cB	808	CL7	MG-NC	-2.99	1.99	2.05
14	aA	3125	CL7	C3D-C2D	-2.99	1.34	1.39
14	cB	804	CL7	C3D-C2D	-2.99	1.34	1.39
17	cB	828	PQN	C8-C9	2.99	1.45	1.38
14	bA	3140	CL7	C3B-CAB	-2.99	1.39	1.46
14	aA	3121	CL7	C1C-NC	2.99	1.41	1.37
14	cB	814	CL7	C3B-C2B	2.99	1.44	1.40
14	cB	826	CL7	O2D-CGD	-2.99	1.25	1.33
14	cB	824	CL7	C1C-NC	2.99	1.41	1.37
14	cB	804	CL7	O2D-CGD	-2.99	1.25	1.33
14	bB	824	CL7	C1B-NB	2.99	1.37	1.35
14	cB	804	CL7	C1B-NB	2.99	1.37	1.35
14	cB	818	CL7	C4B-NB	-2.99	1.32	1.35
14	bB	826	CL7	C3C-C2C	-2.99	1.30	1.36
14	bB	823	CL7	C3B-CAB	-2.99	1.39	1.46
14	aB	3030	CL7	C3D-C4D	-2.99	1.37	1.40
14	cA	3113	CL7	C4B-NB	-2.99	1.32	1.35
14	aA	3124	CL7	C1C-NC	2.98	1.41	1.37
14	aB	3013	CL7	C4C-NC	2.98	1.41	1.37
14	bA	3140	CL7	C3B-C2B	2.98	1.44	1.40
14	aB	3026	CL7	C2A-C1A	-2.98	1.46	1.50
14	aB	3014	CL7	C3B-C2B	2.98	1.44	1.40
14	cB	825	CL7	C4B-NB	-2.98	1.32	1.35
14	bK	101	CL7	C4B-NB	-2.98	1.32	1.35
14	cA	3111	CL7	C1C-NC	2.98	1.41	1.37
14	bA	3114	CL7	C2A-C1A	-2.98	1.46	1.50
14	aB	3025	CL7	O2D-CGD	-2.98	1.25	1.33
14	cB	831	CL7	C3B-CAB	-2.98	1.39	1.46
14	aB	3019	CL7	CMD-C2D	-2.97	1.45	1.51
14	bB	814	CL7	C4C-NC	2.97	1.41	1.37
14	cB	813	CL7	C3D-C4D	-2.97	1.37	1.40
14	aB	3026	CL7	CAA-C2A	-2.97	1.48	1.54
14	cB	806	CL7	C1B-NB	2.97	1.37	1.35
14	aB	3021	CL7	C3B-CAB	-2.97	1.39	1.46
14	bB	806	CL7	C1B-NB	2.97	1.37	1.35
14	bB	831	CL7	C1B-NB	2.97	1.37	1.35
14	bB	827	CL7	C3C-C2C	-2.97	1.30	1.36
14	aB	3024	CL7	C4B-NB	-2.97	1.32	1.35
12	aA	3101	G9R	C4D-CHA	2.97	1.48	1.38
14	aA	3114	CL7	C3B-CAB	-2.97	1.39	1.46
14	cA	3125	CL7	C3B-CAB	-2.97	1.39	1.46

Continued on next page...

Continued from previous page...

Mol	Chain	Res	Type	Atoms	Z	Observed(Å)	Ideal(Å)
14	aB	3019	CL7	C1C-NC	2.96	1.41	1.37
14	aA	3118	CL7	C4C-NC	2.96	1.41	1.37
14	aB	3013	CL7	C1C-NC	2.96	1.41	1.37
14	bA	3125	CL7	MG-NC	-2.96	1.99	2.05
14	bB	827	CL7	C3B-C2B	2.96	1.44	1.40
14	cA	3104	CL7	C3B-C2B	2.96	1.44	1.40
14	aA	3103	CL7	O2A-C1	2.96	1.54	1.46
14	bB	814	CL7	C4B-NB	-2.96	1.32	1.35
14	aA	3105	CL7	C3B-C2B	2.96	1.44	1.40
14	bA	3145	CL7	C3B-C2B	2.96	1.44	1.40
14	cB	815	CL7	C4C-NC	2.96	1.41	1.37
14	cB	826	CL7	C3C-C2C	-2.96	1.30	1.36
14	cB	806	CL7	C4C-NC	2.96	1.41	1.37
14	bA	3128	CL7	CMB-C2B	-2.95	1.45	1.51
14	bJ	101	CL7	C1C-NC	2.95	1.41	1.37
14	aK	101	CL7	C4B-NB	-2.95	1.32	1.35
14	aL	202	CL7	C3D-C4D	-2.95	1.37	1.40
14	cB	806	CL7	C4B-NB	-2.95	1.32	1.35
14	bA	3120	CL7	C1C-NC	2.95	1.41	1.37
14	aB	3024	CL7	C3D-C4D	-2.95	1.37	1.40
14	cL	205	CL7	C3D-C4D	-2.95	1.37	1.40
12	cA	3101	G9R	CMD-C2D	-2.95	1.44	1.50
16	aA	3139	LHG	P-O6	2.95	1.71	1.59
14	aB	3003	CL7	C3B-CAB	-2.95	1.39	1.46
14	cB	827	CL7	CAA-C2A	-2.95	1.48	1.54
14	bB	825	CL7	C4B-NB	-2.95	1.32	1.35
14	bB	827	CL7	CMD-C2D	-2.95	1.45	1.51
13	bB	805	PHO	C1-C2	2.95	1.57	1.49
14	aA	3104	CL7	C1C-NC	2.95	1.41	1.37
14	aB	3024	CL7	C1B-NB	2.95	1.37	1.35
14	aB	3032	CL7	C3B-CAB	-2.94	1.39	1.46
14	aA	3133	CL7	C4-C3	2.94	1.58	1.50
16	cA	3138	LHG	O2-C2	-2.94	1.34	1.43
19	cB	830	LMG	C3-C2	2.94	1.59	1.52
14	bB	833	CL7	C4C-NC	2.94	1.41	1.37
14	aA	3126	CL7	MG-NC	-2.94	2.00	2.05
14	bB	818	CL7	C3B-C2B	2.94	1.44	1.40
14	cB	825	CL7	C3D-C4D	-2.94	1.37	1.40
14	aB	3023	CL7	C1C-NC	2.94	1.41	1.37
14	bB	820	CL7	CMD-C2D	-2.94	1.45	1.51
13	bB	801	PHO	C3B-CAB	2.94	1.53	1.47
14	aA	3128	CL7	C3D-C2D	-2.93	1.34	1.39

Continued on next page...

Continued from previous page...

Mol	Chain	Res	Type	Atoms	Z	Observed(Å)	Ideal(Å)
12	bA	3101	G9R	C4B-NB	-2.93	1.32	1.35
14	aB	3005	CL7	CHC-C1C	-2.93	1.31	1.35
14	bA	3133	CL7	C4B-NB	-2.93	1.32	1.35
14	bA	3102	CL7	C1C-NC	2.93	1.41	1.37
14	aA	3114	CL7	C4C-NC	2.93	1.41	1.37
14	bA	3102	CL7	CBD-CGD	-2.93	1.43	1.52
14	aJ	101	CL7	C1C-NC	2.93	1.41	1.37
17	aA	3144	PQN	C9-C10	-2.93	1.35	1.39
14	cA	3123	CL7	O1D-CGD	-2.93	1.13	1.21
14	aA	3110	CL7	C1C-NC	2.92	1.41	1.37
14	bA	3132	CL7	CMA-C3A	2.92	1.59	1.53
14	bB	815	CL7	C4C-NC	2.92	1.41	1.37
14	cJ	101	CL7	C1C-NC	2.92	1.41	1.37
14	cB	815	CL7	C3B-C2B	2.92	1.44	1.40
14	aA	3119	CL7	C4B-NB	-2.92	1.32	1.35
14	aA	3141	CL7	C3B-CAB	-2.92	1.39	1.46
14	aA	3109	CL7	C3B-C2B	2.92	1.44	1.40
14	cA	3144	CL7	C3B-C2B	2.92	1.44	1.40
14	bB	814	CL7	C3B-C2B	2.92	1.44	1.40
12	bA	3101	G9R	OBB-CAB	2.92	1.31	1.21
14	bB	811	CL7	C3B-C2B	2.92	1.44	1.40
14	bA	3125	CL7	C3B-CAB	-2.91	1.39	1.46
14	cA	3108	CL7	C3A-C4A	-2.91	1.47	1.52
14	cB	818	CL7	C4C-NC	2.91	1.41	1.37
14	cA	3113	CL7	C4C-NC	2.91	1.41	1.37
14	cB	820	CL7	C3D-C4D	-2.91	1.37	1.40
14	aA	3140	CL7	C3B-C2B	2.91	1.44	1.40
14	cA	3107	CL7	C2A-C1A	-2.91	1.46	1.50
14	aA	3103	CL7	CBD-CGD	-2.90	1.43	1.52
14	bB	815	CL7	C3B-C2B	2.90	1.44	1.40
14	aB	3020	CL7	CBD-CHA	2.90	1.55	1.51
14	cB	803	CL7	C3A-C4A	-2.90	1.47	1.52
14	bB	814	CL7	C1C-NC	2.90	1.41	1.37
14	bA	3125	CL7	CAA-C2A	-2.90	1.48	1.54
14	bB	803	CL7	O2D-CGD	-2.90	1.26	1.33
14	aA	3105	CL7	C1C-NC	2.89	1.41	1.37
14	aB	3005	CL7	CMD-C2D	-2.89	1.45	1.51
14	aB	3026	CL7	C3B-CAB	-2.89	1.39	1.46
14	bB	806	CL7	C4C-NC	2.89	1.41	1.37
14	aA	3126	CL7	C1D-ND	2.89	1.37	1.35
14	aA	3129	CL7	C1C-NC	2.89	1.41	1.37
14	aA	3115	CL7	C2A-C1A	-2.88	1.46	1.50

Continued on next page...

Continued from previous page...

Mol	Chain	Res	Type	Atoms	Z	Observed(Å)	Ideal(Å)
14	cB	806	CL7	CHD-C4C	-2.88	1.31	1.35
14	cA	3124	CL7	C3A-C4A	-2.88	1.47	1.52
14	aB	3019	CL7	C3D-C4D	-2.88	1.37	1.40
14	cA	3139	CL7	C4C-NC	2.88	1.41	1.37
14	bL	205	CL7	CHC-C1C	-2.88	1.31	1.35
14	bA	3124	CL7	CBA-CGA	-2.88	1.42	1.50
14	aB	3019	CL7	C3A-C4A	-2.88	1.47	1.52
14	aA	3132	CL7	C3B-C2B	2.88	1.44	1.40
14	bA	3124	CL7	C3A-C4A	-2.88	1.47	1.52
14	bB	824	CL7	C1C-NC	2.88	1.41	1.37
14	cB	814	CL7	C1C-NC	2.88	1.41	1.37
14	bB	825	CL7	C3D-C4D	-2.88	1.37	1.40
12	aA	3101	G9R	OBD-CAD	2.88	1.27	1.22
14	aL	204	CL7	C3D-C4D	-2.88	1.37	1.40
14	cB	806	CL7	CMD-C2D	-2.87	1.45	1.51
12	bA	3101	G9R	C3D-C4D	-2.87	1.37	1.44
14	cF	201	CL7	C3B-CAB	-2.87	1.39	1.46
14	cL	205	CL7	CMD-C2D	-2.87	1.45	1.51
14	bB	812	CL7	C2A-C1A	-2.87	1.47	1.52
14	cA	3132	CL7	CMA-C3A	2.87	1.59	1.53
14	bA	3125	CL7	C1D-ND	2.87	1.37	1.35
14	bB	820	CL7	C4C-NC	2.87	1.41	1.37
16	bA	3138	LHG	P-O6	2.86	1.70	1.59
14	bA	3114	CL7	CMD-C2D	-2.86	1.45	1.51
14	cA	3124	CL7	CBA-CGA	-2.86	1.42	1.50
14	cB	811	CL7	CHC-C1C	-2.86	1.31	1.35
14	cA	3118	CL7	C3B-C2B	2.86	1.44	1.40
14	cB	806	CL7	CHC-C1C	-2.86	1.31	1.35
14	cA	3121	CL7	C4C-NC	2.86	1.41	1.37
14	aB	3007	CL7	O2D-CGD	-2.86	1.26	1.33
14	cA	3106	CL7	CMD-C2D	-2.86	1.45	1.51
13	cB	805	PHO	C4C-NC	-2.86	1.29	1.38
14	aB	3014	CL7	C3B-CAB	-2.86	1.39	1.46
14	bF	201	CL7	C3B-CAB	-2.86	1.39	1.46
14	cA	3133	CL7	C4B-NB	-2.86	1.32	1.35
14	bA	3132	CL7	C4-C3	2.85	1.58	1.50
14	cA	3104	CL7	C4C-NC	2.85	1.41	1.37
14	aB	3011	CL7	C3D-C4D	-2.85	1.37	1.40
14	cA	3131	CL7	C3B-C2B	2.85	1.44	1.40
14	cB	827	CL7	C3A-C4A	-2.85	1.47	1.52
14	cA	3113	CL7	C3B-CAB	-2.85	1.39	1.46
14	aB	3017	CL7	C3B-C2B	2.85	1.44	1.40

Continued on next page...

Continued from previous page...

Mol	Chain	Res	Type	Atoms	Z	Observed(Å)	Ideal(Å)
14	cA	3110	CL7	C3B-C2B	2.85	1.44	1.40
14	bB	831	CL7	CAA-C2A	-2.84	1.48	1.54
14	bA	3117	CL7	C1C-NC	2.84	1.41	1.37
14	bB	817	CL7	C3B-C2B	2.84	1.44	1.40
14	cA	3127	CL7	CAA-C2A	-2.84	1.48	1.54
14	aB	3010	CL7	CHC-C1C	-2.84	1.31	1.35
14	bA	3141	CL7	CAA-C2A	-2.84	1.48	1.54
14	cA	3126	CL7	C3B-CAB	-2.84	1.39	1.46
14	cA	3114	CL7	C2A-C1A	-2.84	1.46	1.50
14	aA	3143	CL7	C3B-CAB	-2.84	1.39	1.46
14	cB	809	CL7	C4B-NB	-2.84	1.32	1.35
14	cA	3141	CL7	C3D-C4D	-2.84	1.37	1.40
14	aB	3032	CL7	O2D-CGD	-2.83	1.26	1.33
14	cL	203	CL7	C1C-NC	2.83	1.41	1.37
14	aB	3032	CL7	CHD-C4C	-2.83	1.31	1.35
14	bB	827	CL7	OBD-CAD	-2.83	1.18	1.22
14	bA	3103	CL7	C1C-NC	2.83	1.41	1.37
14	aB	3003	CL7	CHD-C4C	-2.83	1.31	1.35
14	aF	201	CL7	C3B-CAB	-2.83	1.39	1.46
14	bL	204	CL7	C2A-C1A	-2.83	1.46	1.50
14	bA	3116	CL7	C4C-NC	2.83	1.41	1.37
14	bB	832	CL7	CMD-C2D	-2.83	1.45	1.51
16	cA	3138	LHG	P-O6	2.83	1.70	1.59
14	bA	3110	CL7	C3B-C2B	2.82	1.44	1.40
14	cB	803	CL7	CAA-C2A	-2.82	1.48	1.54
14	cB	807	CL7	C3B-C2B	2.82	1.44	1.40
14	aB	3026	CL7	CHD-C4C	-2.82	1.31	1.35
14	cB	812	CL7	C2A-C1A	-2.82	1.47	1.52
14	cA	3125	CL7	MG-NC	-2.82	2.00	2.05
14	aA	3141	CL7	C1C-NC	2.82	1.41	1.37
14	bA	3139	CL7	C3B-C2B	2.82	1.44	1.40
14	cB	827	CL7	C3C-C2C	-2.82	1.30	1.36
14	aA	3120	CL7	CMA-C3A	2.82	1.59	1.53
14	bL	203	CL7	C3A-C4A	-2.82	1.47	1.52
14	cA	3109	CL7	C1C-NC	2.82	1.41	1.37
14	bL	203	CL7	C3D-C4D	-2.82	1.37	1.40
14	bA	3113	CL7	C4C-NC	2.82	1.41	1.37
14	bA	3117	CL7	C4C-NC	2.82	1.41	1.37
13	cB	805	PHO	C4B-NB	-2.82	1.29	1.38
14	bA	3141	CL7	C1B-NB	2.81	1.37	1.35
14	aA	3118	CL7	C1C-NC	2.81	1.41	1.37
14	bB	820	CL7	C3D-C4D	-2.81	1.37	1.40

Continued on next page...

Continued from previous page...

Mol	Chain	Res	Type	Atoms	Z	Observed(Å)	Ideal(Å)
14	aA	3103	CL7	C1A-NA	-2.81	1.30	1.38
14	aB	3031	CL7	CHC-C1C	-2.81	1.31	1.35
14	bA	3129	CL7	MG-NA	-2.81	2.00	2.05
14	aB	3025	CL7	C3C-C2C	-2.81	1.30	1.36
14	cA	3111	CL7	C3B-CAB	-2.81	1.39	1.46
14	aA	3111	CL7	C3B-C2B	2.81	1.44	1.40
14	cA	3108	CL7	C3D-C4D	-2.81	1.37	1.40
14	cB	812	CL7	C3D-C4D	-2.81	1.37	1.40
14	bB	808	CL7	CMD-C2D	-2.81	1.45	1.51
14	cB	820	CL7	CMD-C2D	-2.81	1.45	1.51
14	cA	3128	CL7	CMB-C2B	-2.81	1.45	1.51
14	bA	3130	CL7	C3B-CAB	-2.80	1.39	1.46
14	aB	3011	CL7	C3B-CAB	-2.80	1.39	1.46
14	bL	205	CL7	CMD-C2D	-2.80	1.45	1.51
14	cL	204	CL7	C1A-NA	-2.80	1.30	1.38
14	cA	3117	CL7	C1C-NC	2.80	1.41	1.37
14	bB	832	CL7	CHC-C1C	-2.80	1.31	1.35
14	cA	3140	CL7	C3B-C2B	2.80	1.44	1.40
14	bB	803	CL7	CAA-C2A	-2.80	1.48	1.54
14	cB	827	CL7	CMD-C2D	-2.80	1.45	1.51
14	aB	3023	CL7	C1B-NB	2.80	1.37	1.35
16	aA	3139	LHG	O3-C3	-2.80	1.34	1.44
14	aL	204	CL7	CMD-C2D	-2.80	1.45	1.51
14	cB	820	CL7	O1D-CGD	-2.79	1.14	1.21
14	cB	820	CL7	C4C-NC	2.79	1.41	1.37
14	aB	3031	CL7	CMD-C2D	-2.79	1.45	1.51
17	aB	3027	PQN	C8-C9	2.79	1.44	1.38
14	cA	3117	CL7	C4C-NC	2.79	1.41	1.37
14	bA	3129	CL7	C2A-C1A	-2.79	1.47	1.52
16	bA	3137	LHG	O8-C6	-2.79	1.38	1.45
14	aB	3011	CL7	C2A-C1A	-2.79	1.47	1.52
14	bB	833	CL7	C1C-NC	2.79	1.41	1.37
14	cB	824	CL7	C3D-C4D	-2.79	1.37	1.40
14	bA	3110	CL7	C3B-CAB	-2.79	1.39	1.46
14	cA	3130	CL7	C3B-CAB	-2.79	1.39	1.46
14	bA	3102	CL7	O2D-CGD	-2.79	1.26	1.33
14	bA	3133	CL7	C4C-NC	2.79	1.41	1.37
14	aB	3005	CL7	C1B-NB	2.79	1.37	1.35
14	bB	815	CL7	C3B-CAB	-2.79	1.39	1.46
14	aB	3026	CL7	C3A-C4A	-2.78	1.47	1.52
14	aB	3002	CL7	CAA-C2A	-2.78	1.48	1.54
14	bA	3141	CL7	C3D-C4D	-2.78	1.37	1.40

Continued on next page...

Continued from previous page...

Mol	Chain	Res	Type	Atoms	Z	Observed(Å)	Ideal(Å)
12	aA	3101	G9R	CMB-C2B	-2.78	1.45	1.51
17	aB	3027	PQN	C2M-C2	-2.78	1.44	1.50
14	bA	3125	CL7	C4B-NB	-2.78	1.32	1.35
14	bB	825	CL7	C1B-NB	2.78	1.37	1.35
14	aA	3146	CL7	C3B-C2B	2.78	1.44	1.40
14	bA	3119	CL7	CMA-C3A	2.78	1.59	1.53
14	aA	3104	CL7	C4C-NC	2.78	1.41	1.37
14	bA	3139	CL7	C4C-NC	2.77	1.41	1.37
14	aA	3131	CL7	C3B-CAB	-2.77	1.39	1.46
14	bL	204	CL7	CBD-CGD	-2.77	1.43	1.52
14	cB	822	CL7	C3B-CAB	-2.77	1.39	1.46
14	cB	832	CL7	C1C-NC	2.77	1.41	1.37
14	aA	3103	CL7	O2D-CGD	-2.77	1.26	1.33
14	bB	810	CL7	C1C-NC	2.77	1.41	1.37
14	aB	3008	CL7	CAA-C2A	-2.77	1.49	1.54
14	cB	808	CL7	CMD-C2D	-2.77	1.45	1.51
14	aA	3111	CL7	C4C-NC	2.77	1.41	1.37
14	aB	3010	CL7	C3B-C2B	2.77	1.44	1.40
14	bB	804	CL7	C3D-C2D	-2.76	1.34	1.39
14	cA	3133	CL7	C4C-NC	2.76	1.41	1.37
14	aA	3105	CL7	C3B-CAB	-2.76	1.40	1.46
14	aA	3117	CL7	C4B-NB	-2.76	1.32	1.35
14	aB	3007	CL7	C3A-C4A	-2.76	1.47	1.52
14	bA	3102	CL7	O2A-C1	2.76	1.53	1.46
14	bB	831	CL7	O2D-CGD	-2.76	1.26	1.33
14	cA	3119	CL7	C1B-NB	2.76	1.37	1.35
17	bB	828	PQN	C2M-C2	-2.76	1.45	1.50
14	aA	3115	CL7	CMD-C2D	-2.76	1.45	1.51
14	bB	804	CL7	C3B-C2B	2.76	1.44	1.40
14	cB	832	CL7	CMD-C2D	-2.76	1.45	1.51
14	cA	3116	CL7	C4C-NC	2.75	1.41	1.37
14	cA	3114	CL7	CMD-C2D	-2.75	1.45	1.51
14	bB	824	CL7	C3D-C4D	-2.75	1.37	1.40
14	cB	831	CL7	CAA-C2A	-2.75	1.49	1.54
14	cB	817	CL7	C3B-C2B	2.75	1.44	1.40
14	aA	3118	CL7	C3B-C2B	2.75	1.44	1.40
14	aA	3126	CL7	C3A-C4A	-2.75	1.47	1.52
17	cB	828	PQN	C2M-C2	-2.75	1.45	1.50
14	aA	3141	CL7	C3B-C2B	2.74	1.44	1.40
14	aL	203	CL7	CBD-CGD	-2.74	1.43	1.52
14	aB	3003	CL7	OBB-CAB	2.74	1.31	1.21
14	aA	3103	CL7	C1C-NC	2.74	1.41	1.37

Continued on next page...

Continued from previous page...

Mol	Chain	Res	Type	Atoms	Z	Observed(Å)	Ideal(Å)
14	cB	815	CL7	C3B-CAB	-2.74	1.40	1.46
14	bB	812	CL7	C3B-CAB	-2.74	1.40	1.46
13	cB	805	PHO	O1D-CGD	-2.74	1.14	1.21
14	aB	3006	CL7	C1C-NC	2.74	1.41	1.37
14	cB	833	CL7	C1C-NC	2.74	1.41	1.37
14	bB	806	CL7	CMD-C2D	-2.74	1.45	1.51
14	cA	3106	CL7	C3A-C4A	-2.73	1.47	1.52
14	cB	807	CL7	C3A-C4A	-2.73	1.47	1.52
14	bB	811	CL7	C3D-C4D	-2.73	1.37	1.40
14	aF	201	CL7	C1C-NC	2.73	1.41	1.37
14	bA	3109	CL7	C1C-NC	2.73	1.41	1.37
14	cB	812	CL7	C3B-CAB	-2.73	1.40	1.46
14	bA	3106	CL7	CMD-C2D	-2.73	1.46	1.51
14	cA	3107	CL7	C3B-CAB	-2.73	1.40	1.46
14	aA	3123	CL7	C1B-NB	2.72	1.37	1.35
14	cA	3112	CL7	C4B-NB	-2.72	1.32	1.35
14	cB	832	CL7	CHC-C1C	-2.72	1.31	1.35
14	cL	204	CL7	C3C-C2C	-2.72	1.30	1.36
14	cA	3122	CL7	C3D-C2D	-2.72	1.34	1.39
14	bA	3104	CL7	C1C-NC	2.72	1.41	1.37
14	bA	3129	CL7	C1C-NC	2.72	1.41	1.37
14	bA	3112	CL7	C4B-NB	-2.72	1.32	1.35
14	aB	3007	CL7	CMD-C2D	-2.72	1.46	1.51
14	cA	3117	CL7	C2A-C1A	-2.71	1.47	1.52
14	cA	3124	CL7	CAA-C2A	-2.71	1.49	1.54
14	cB	827	CL7	C3B-C2B	2.71	1.44	1.40
14	bA	3133	CL7	C3B-CAB	-2.71	1.40	1.46
14	cA	3126	CL7	C4B-NB	-2.71	1.32	1.35
14	aB	3018	CL7	C3D-C2D	-2.71	1.34	1.39
12	cA	3101	G9R	C4D-CHA	2.71	1.48	1.38
14	aB	3032	CL7	C1C-NC	2.71	1.41	1.37
14	bA	3111	CL7	C3B-CAB	-2.71	1.40	1.46
14	aA	3114	CL7	C4B-NB	-2.71	1.32	1.35
14	bA	3131	CL7	C3D-C4D	-2.71	1.37	1.40
14	aL	204	CL7	C2A-C1A	-2.70	1.46	1.50
14	aA	3126	CL7	C3B-CAB	-2.70	1.40	1.46
13	cB	801	PHO	C3B-CAB	2.70	1.53	1.47
14	aB	3020	CL7	C3B-C2B	2.70	1.44	1.40
13	bB	805	PHO	C4C-NC	-2.70	1.30	1.38
14	cA	3140	CL7	O2D-CGD	-2.70	1.26	1.33
14	bB	810	CL7	C3C-C2C	-2.70	1.30	1.36
14	cL	204	CL7	CBD-CGD	-2.70	1.44	1.52

Continued on next page...

Continued from previous page...

Mol	Chain	Res	Type	Atoms	Z	Observed(Å)	Ideal(Å)
14	cA	3102	CL7	C1C-NC	2.70	1.41	1.37
14	cB	808	CL7	O2D-CGD	-2.70	1.26	1.33
14	cA	3102	CL7	C1A-NA	-2.69	1.31	1.38
14	cA	3103	CL7	C3B-CAB	-2.69	1.40	1.46
14	aB	3012	CL7	C4C-NC	2.69	1.41	1.37
12	bA	3101	G9R	CMB-C2B	-2.69	1.46	1.51
14	aA	3133	CL7	CMA-C3A	2.69	1.59	1.53
12	aA	3101	G9R	C3D-C4D	-2.69	1.38	1.44
14	cA	3123	CL7	C4C-NC	2.69	1.41	1.37
14	cB	821	CL7	C3B-C2B	2.69	1.44	1.40
14	aB	3030	CL7	O2D-CGD	-2.69	1.26	1.33
14	bB	821	CL7	C3B-C2B	2.69	1.44	1.40
14	cB	813	CL7	C3B-CAB	-2.69	1.40	1.46
14	cA	3142	CL7	CHD-C4C	-2.69	1.31	1.35
14	aA	3110	CL7	C3D-C4D	-2.69	1.37	1.40
14	bB	811	CL7	CHC-C1C	-2.69	1.31	1.35
14	aA	3134	CL7	C3B-CAB	-2.69	1.40	1.46
14	cB	807	CL7	C1C-NC	2.69	1.41	1.37
14	aA	3131	CL7	C1C-NC	2.68	1.41	1.37
14	aA	3118	CL7	C3D-C4D	-2.68	1.37	1.40
14	bA	3107	CL7	C3D-C4D	-2.68	1.37	1.40
14	aA	3126	CL7	OBD-CAD	-2.68	1.18	1.22
14	aA	3107	CL7	CMD-C2D	-2.68	1.46	1.51
14	aA	3113	CL7	C4C-NC	2.68	1.41	1.37
14	cA	3110	CL7	C3B-CAB	-2.68	1.40	1.46
14	aA	3125	CL7	CBA-CGA	-2.67	1.42	1.50
14	bL	205	CL7	C2A-C1A	-2.67	1.46	1.50
14	cB	813	CL7	C3B-C2B	2.67	1.44	1.40
14	aA	3116	CL7	C3D-C4D	-2.67	1.37	1.40
14	cB	817	CL7	C3D-C4D	-2.67	1.37	1.40
14	cB	813	CL7	C4C-NC	2.67	1.41	1.37
14	aA	3124	CL7	C3B-CAB	-2.67	1.40	1.46
14	aA	3109	CL7	C2A-C1A	-2.67	1.46	1.50
14	cA	3118	CL7	CMD-C2D	-2.67	1.46	1.51
14	bA	3117	CL7	C3D-C4D	-2.67	1.37	1.40
14	aB	3016	CL7	C3B-C2B	2.67	1.44	1.40
14	cB	833	CL7	C4C-NC	2.66	1.41	1.37
14	cB	804	CL7	OBB-CAB	2.66	1.30	1.21
14	bA	3128	CL7	C1B-NB	2.66	1.37	1.35
14	bA	3128	CL7	O2A-CGA	2.66	1.41	1.33
14	bB	831	CL7	C4C-NC	2.66	1.41	1.37
14	cA	3133	CL7	C3B-CAB	-2.66	1.40	1.46

Continued on next page...

Continued from previous page...

Mol	Chain	Res	Type	Atoms	Z	Observed(Å)	Ideal(Å)
14	aB	3031	CL7	O2D-CED	-2.66	1.39	1.45
14	bB	804	CL7	OBB-CAB	2.66	1.30	1.21
14	bB	808	CL7	C3A-C4A	-2.66	1.47	1.52
14	aB	3024	CL7	C3B-CAB	-2.66	1.40	1.46
14	cJ	101	CL7	C3B-CAB	-2.65	1.40	1.46
14	bA	3117	CL7	C2A-C1A	-2.65	1.47	1.52
14	aA	3114	CL7	C1C-NC	2.65	1.41	1.37
14	aL	203	CL7	C3C-C2C	-2.65	1.31	1.36
14	bB	816	CL7	CBD-CGD	-2.65	1.44	1.52
14	aB	3016	CL7	C3B-CAB	-2.65	1.40	1.46
14	bA	3127	CL7	CAA-C2A	-2.65	1.49	1.54
14	cA	3104	CL7	C1C-NC	2.65	1.41	1.37
14	cA	3132	CL7	C4-C3	2.65	1.57	1.50
14	bB	810	CL7	CMA-C3A	2.65	1.58	1.53
14	cB	833	CL7	CAA-C2A	-2.65	1.49	1.54
14	aB	3021	CL7	C3D-C4D	-2.65	1.37	1.40
16	aA	3138	LHG	O7-C5	-2.64	1.40	1.46
14	cB	819	CL7	C3D-C2D	-2.64	1.34	1.39
14	cA	3144	CL7	C3D-C4D	-2.64	1.37	1.40
14	bB	803	CL7	C4C-NC	2.64	1.41	1.37
17	cA	3143	PQN	C5-C4	-2.64	1.43	1.48
14	cA	3108	CL7	CHC-C1C	-2.64	1.31	1.35
14	aA	3126	CL7	CBD-CGD	-2.64	1.44	1.52
14	aB	3012	CL7	C3B-CAB	-2.64	1.40	1.46
14	cB	822	CL7	O2D-CGD	-2.64	1.26	1.33
14	cB	822	CL7	C2A-C1A	-2.64	1.47	1.52
12	aA	3101	G9R	CMD-C2D	-2.64	1.45	1.50
14	bJ	101	CL7	C3B-CAB	-2.64	1.40	1.46
14	cA	3139	CL7	C3B-CAB	-2.64	1.40	1.46
14	bB	825	CL7	C3B-CAB	-2.64	1.40	1.46
14	cA	3107	CL7	C3A-C4A	-2.63	1.47	1.52
14	cA	3117	CL7	C3B-C2B	2.63	1.44	1.40
14	aA	3130	CL7	C3D-C2D	-2.63	1.34	1.39
14	bJ	101	CL7	C3B-C2B	2.63	1.44	1.40
14	cA	3132	CL7	O2A-CGA	2.63	1.41	1.33
14	aA	3120	CL7	C1B-NB	2.63	1.37	1.35
14	cA	3112	CL7	C3B-CAB	-2.63	1.40	1.46
14	bA	3132	CL7	CHD-C4C	-2.63	1.31	1.35
14	aL	203	CL7	C2A-C1A	-2.63	1.46	1.50
14	bA	3115	CL7	C3D-C4D	-2.63	1.37	1.40
14	cB	816	CL7	C3A-C4A	-2.63	1.47	1.52
14	cB	824	CL7	C1B-NB	2.63	1.37	1.35

Continued on next page...

Continued from previous page...

Mol	Chain	Res	Type	Atoms	Z	Observed(Å)	Ideal(Å)
14	aA	3130	CL7	C2A-C1A	-2.63	1.47	1.52
14	bB	815	CL7	C1C-NC	2.63	1.41	1.37
14	cF	201	CL7	C1C-NC	2.63	1.41	1.37
14	aA	3104	CL7	C3B-C2B	2.63	1.44	1.40
14	bB	813	CL7	C3B-C2B	2.63	1.44	1.40
14	bB	813	CL7	C4C-NC	2.62	1.41	1.37
14	bB	816	CL7	C3A-C4A	-2.62	1.47	1.52
14	cB	815	CL7	C3D-C4D	-2.62	1.37	1.40
14	aA	3104	CL7	C3B-CAB	-2.62	1.40	1.46
14	cA	3128	CL7	C4D-ND	-2.62	1.32	1.35
14	cA	3104	CL7	C3B-CAB	-2.62	1.40	1.46
14	bB	832	CL7	C1C-NC	2.62	1.41	1.37
14	bB	811	CL7	C2A-C1A	-2.62	1.47	1.52
14	bA	3117	CL7	C3B-C2B	2.62	1.44	1.40
14	bF	201	CL7	C1C-NC	2.61	1.41	1.37
14	bB	813	CL7	C3B-CAB	-2.61	1.40	1.46
14	cA	3123	CL7	C3B-CAB	-2.61	1.40	1.46
14	bB	822	CL7	C3D-C4D	-2.61	1.37	1.40
14	cB	810	CL7	C3C-C2C	-2.61	1.31	1.36
14	bA	3120	CL7	CAA-C2A	-2.61	1.49	1.54
14	bA	3124	CL7	C2A-C1A	-2.61	1.46	1.50
14	bA	3130	CL7	C1C-NC	2.61	1.41	1.37
14	bA	3108	CL7	C3B-CAB	-2.61	1.40	1.46
14	bA	3121	CL7	CMD-C2D	-2.61	1.46	1.51
14	bA	3132	CL7	O2A-CGA	2.61	1.41	1.33
14	bA	3112	CL7	C3B-CAB	-2.61	1.40	1.46
13	bB	805	PHO	C4B-NB	-2.61	1.30	1.38
14	cA	3115	CL7	C3D-C4D	-2.61	1.37	1.40
14	bB	808	CL7	C3C-C2C	-2.61	1.31	1.36
14	aB	3009	CL7	C3C-C2C	-2.61	1.31	1.36
14	cA	3114	CL7	C3A-C4A	-2.60	1.47	1.52
14	cB	825	CL7	C3B-C2B	2.60	1.44	1.40
14	cA	3123	CL7	C1C-NC	2.60	1.41	1.37
14	aB	3011	CL7	C4B-NB	-2.60	1.32	1.35
14	bB	833	CL7	O2D-CGD	-2.60	1.26	1.33
14	aA	3113	CL7	C3B-CAB	-2.60	1.40	1.46
14	aB	3015	CL7	C1C-NC	2.60	1.41	1.37
14	bB	804	CL7	C4C-NC	2.60	1.41	1.37
14	bB	825	CL7	C3B-C2B	2.60	1.44	1.40
14	cB	815	CL7	C1C-NC	2.60	1.41	1.37
14	bB	827	CL7	C2A-C1A	-2.60	1.46	1.50
14	cB	817	CL7	C3B-CAB	-2.59	1.40	1.46

Continued on next page...

Continued from previous page...

Mol	Chain	Res	Type	Atoms	Z	Observed(Å)	Ideal(Å)
14	bJ	101	CL7	CBD-CHA	2.59	1.55	1.51
14	cB	812	CL7	C4B-NB	-2.59	1.32	1.35
14	bB	815	CL7	C3D-C4D	-2.59	1.37	1.40
14	cA	3117	CL7	C3D-C4D	-2.59	1.37	1.40
14	bA	3140	CL7	C1C-NC	2.59	1.41	1.37
14	cB	831	CL7	O2D-CGD	-2.59	1.26	1.33
14	cB	831	CL7	C4C-NC	2.59	1.41	1.37
14	cA	3132	CL7	C3A-C4A	-2.59	1.47	1.52
14	cL	204	CL7	C4D-ND	-2.59	1.32	1.35
14	aA	3109	CL7	C1C-NC	2.59	1.41	1.37
14	bB	818	CL7	C3B-CAB	-2.59	1.40	1.46
14	aB	3003	CL7	O2D-CGD	-2.59	1.26	1.33
14	aK	101	CL7	CBD-CHA	2.59	1.55	1.50
14	bA	3131	CL7	C3B-C2B	2.59	1.44	1.40
14	aA	3125	CL7	OBB-CAB	2.59	1.30	1.21
14	cA	3131	CL7	C3D-C4D	-2.59	1.37	1.40
14	cJ	101	CL7	C3B-C2B	2.58	1.44	1.40
14	bA	3103	CL7	C3B-CAB	-2.58	1.40	1.46
14	aB	3017	CL7	C3B-CAB	-2.58	1.40	1.46
14	cL	203	CL7	CHC-C1C	-2.58	1.32	1.35
14	aB	3025	CL7	MG-NA	-2.58	2.00	2.05
14	cB	825	CL7	C3B-CAB	-2.58	1.40	1.46
14	cA	3102	CL7	O2A-C1	2.58	1.53	1.46
14	cA	3124	CL7	C4D-ND	-2.58	1.32	1.35
14	cB	803	CL7	C4C-NC	2.58	1.41	1.37
14	aA	3146	CL7	C3D-C4D	-2.58	1.37	1.40
14	bB	812	CL7	C3D-C4D	-2.58	1.37	1.40
14	bA	3110	CL7	C4B-NB	-2.57	1.32	1.35
14	aB	3011	CL7	CBD-CHA	2.57	1.55	1.51
14	bA	3145	CL7	C3D-C4D	-2.57	1.37	1.40
14	aA	3117	CL7	C1D-ND	2.57	1.37	1.35
14	aB	3003	CL7	C1D-ND	2.57	1.37	1.35
14	bB	833	CL7	C3D-C2D	-2.57	1.34	1.39
14	cA	3132	CL7	C1B-NB	2.57	1.37	1.35
14	aA	3122	CL7	C1D-ND	2.57	1.37	1.35
14	bA	3108	CL7	C3B-C2B	2.57	1.43	1.40
14	aB	3012	CL7	C3B-C2B	2.57	1.43	1.40
14	cA	3105	CL7	C3A-C4A	-2.57	1.47	1.52
14	cA	3119	CL7	CMA-C3A	2.57	1.58	1.53
14	aJ	101	CL7	C3B-CAB	-2.57	1.40	1.46
14	aA	3110	CL7	C3B-C2B	2.57	1.43	1.40
14	aB	3003	CL7	O2A-C1	2.57	1.53	1.46

Continued on next page...

Continued from previous page...

Mol	Chain	Res	Type	Atoms	Z	Observed(Å)	Ideal(Å)
14	cB	819	CL7	CHC-C1C	-2.56	1.32	1.35
14	bA	3118	CL7	C3D-C4D	-2.56	1.37	1.40
14	aB	3009	CL7	C1C-NC	2.56	1.40	1.37
14	aA	3127	CL7	C3D-C4D	-2.56	1.37	1.40
14	cB	833	CL7	OBB-CAB	2.56	1.30	1.21
14	bA	3126	CL7	C3D-C4D	-2.56	1.37	1.40
14	aA	3133	CL7	C1B-NB	2.56	1.37	1.35
17	bB	828	PQN	C8-C9	2.56	1.44	1.38
14	bA	3104	CL7	C3B-CAB	-2.56	1.40	1.46
14	cL	205	CL7	C3D-C2D	-2.56	1.34	1.39
14	cA	3140	CL7	C1C-NC	2.56	1.40	1.37
14	bA	3125	CL7	C3A-C4A	-2.56	1.47	1.52
14	bB	807	CL7	C3A-C4A	-2.55	1.47	1.52
14	aA	3130	CL7	MG-NA	-2.55	2.00	2.05
14	bB	820	CL7	CHC-C1C	-2.55	1.32	1.35
14	bA	3114	CL7	C6-C5	-2.55	1.42	1.52
14	cA	3142	CL7	C3D-C4D	-2.55	1.37	1.40
14	cB	816	CL7	C1C-NC	2.55	1.40	1.37
14	bA	3107	CL7	C3B-CAB	-2.55	1.40	1.46
14	cA	3125	CL7	C3A-C4A	-2.55	1.47	1.52
14	aA	3103	CL7	C3B-CAB	-2.55	1.40	1.46
14	bA	3116	CL7	CMD-C2D	-2.55	1.46	1.51
14	bA	3109	CL7	C3B-C2B	2.55	1.43	1.40
14	bB	826	CL7	C3D-C2D	-2.55	1.34	1.39
14	aJ	101	CL7	C3B-C2B	2.55	1.43	1.40
14	bA	3116	CL7	CBD-CGD	-2.55	1.44	1.52
14	cL	203	CL7	C1B-NB	2.55	1.37	1.35
14	bA	3105	CL7	C3A-C4A	-2.55	1.47	1.52
19	bB	830	LMG	C3-C2	2.54	1.58	1.52
14	bA	3132	CL7	CBD-CGD	-2.54	1.44	1.52
14	bA	3139	CL7	C3B-CAB	-2.54	1.40	1.46
14	bA	3123	CL7	OBB-CAB	2.54	1.30	1.21
14	aA	3125	CL7	C4C-NC	2.54	1.40	1.37
14	aA	3113	CL7	C3B-C2B	2.54	1.43	1.40
14	cJ	101	CL7	CBD-CHA	2.54	1.55	1.51
14	aA	3108	CL7	C3A-C4A	-2.54	1.47	1.52
14	bA	3112	CL7	C4C-NC	2.54	1.40	1.37
14	aA	3118	CL7	CBD-CHA	2.54	1.55	1.51
14	cA	3103	CL7	C4C-NC	2.54	1.40	1.37
14	bB	822	CL7	C2A-C1A	-2.54	1.47	1.52
14	aB	3006	CL7	C3A-C4A	-2.54	1.47	1.52
14	cA	3130	CL7	C1C-NC	2.54	1.40	1.37

Continued on next page...

Continued from previous page...

Mol	Chain	Res	Type	Atoms	Z	Observed(Å)	Ideal(Å)
14	cB	826	CL7	MG-NA	-2.54	2.00	2.05
14	bL	205	CL7	C1A-NA	-2.54	1.31	1.38
14	cB	833	CL7	CHD-C4C	-2.53	1.32	1.35
17	cB	828	PQN	C3-C4	-2.53	1.40	1.47
14	cB	824	CL7	OBB-CAB	2.53	1.30	1.21
14	bB	826	CL7	O2D-CGD	-2.53	1.27	1.33
14	aA	3111	CL7	C3B-CAB	-2.53	1.40	1.46
14	cA	3121	CL7	CMD-C2D	-2.53	1.46	1.51
14	bA	3141	CL7	C3B-CAB	-2.53	1.40	1.46
14	cA	3110	CL7	C4C-NC	2.53	1.40	1.37
14	bB	809	CL7	C4B-CHC	-2.53	1.34	1.41
14	aA	3106	CL7	C3A-C4A	-2.53	1.47	1.52
14	bA	3112	CL7	C2A-C1A	-2.53	1.47	1.52
14	aA	3132	CL7	C3B-CAB	-2.53	1.40	1.46
14	bB	809	CL7	C3B-CAB	-2.53	1.40	1.46
14	aA	3118	CL7	C2A-C1A	-2.53	1.47	1.52
14	aL	202	CL7	C3A-C4A	-2.53	1.47	1.52
13	aA	3102	PHO	C1-C2	2.52	1.56	1.49
14	aB	3021	CL7	C4C-NC	2.52	1.40	1.37
14	cB	820	CL7	CHC-C1C	-2.52	1.32	1.35
16	bA	3137	LHG	O3-C3	-2.52	1.35	1.44
14	cL	205	CL7	O2D-CGD	-2.52	1.27	1.33
14	bB	804	CL7	O2A-C1	2.52	1.53	1.46
14	cA	3112	CL7	C4C-NC	2.52	1.40	1.37
14	cA	3128	CL7	C3D-C2D	-2.52	1.34	1.39
14	aA	3123	CL7	CAA-C2A	-2.52	1.49	1.54
14	bA	3106	CL7	CHC-C1C	-2.52	1.32	1.35
17	bA	3143	PQN	C7-C6	-2.52	1.33	1.38
14	bB	812	CL7	C3B-C2B	2.52	1.43	1.40
14	bA	3108	CL7	C3A-C4A	-2.51	1.47	1.52
14	cA	3132	CL7	CBD-CGD	-2.51	1.44	1.52
14	aA	3133	CL7	C1C-NC	2.51	1.40	1.37
14	bB	822	CL7	C4C-NC	2.51	1.40	1.37
14	aA	3119	CL7	CMD-C2D	-2.51	1.46	1.51
14	aB	3007	CL7	C3B-CAB	-2.51	1.40	1.46
14	cA	3120	CL7	CAA-C2A	-2.51	1.49	1.54
14	cA	3124	CL7	CBD-CGD	-2.51	1.44	1.52
14	aB	3031	CL7	C1C-NC	2.51	1.40	1.37
14	bB	817	CL7	C3B-CAB	-2.51	1.40	1.46
17	cA	3143	PQN	C2M-C2	-2.51	1.45	1.50
14	aL	203	CL7	C1A-NA	-2.51	1.31	1.38
14	cA	3112	CL7	C2A-C1A	-2.50	1.47	1.52

Continued on next page...

Continued from previous page...

Mol	Chain	Res	Type	Atoms	Z	Observed(Å)	Ideal(Å)
14	cB	813	CL7	C1C-NC	2.50	1.40	1.37
14	bA	3111	CL7	C2A-C1A	-2.50	1.47	1.52
14	bA	3103	CL7	C3D-C4D	-2.50	1.37	1.40
17	aB	3027	PQN	C3-C4	-2.50	1.40	1.47
14	aA	3133	CL7	CBD-CGD	-2.50	1.44	1.52
14	cB	809	CL7	C1C-NC	2.50	1.40	1.37
12	cA	3101	G9R	C1B-NB	-2.50	1.33	1.35
14	cB	816	CL7	C4C-NC	2.50	1.40	1.37
14	cA	3140	CL7	O1D-CGD	-2.50	1.15	1.21
14	cA	3111	CL7	C2A-C1A	-2.50	1.47	1.52
14	cA	3116	CL7	CMD-C2D	-2.50	1.46	1.51
14	bB	812	CL7	C4B-NB	-2.50	1.33	1.35
14	bB	812	CL7	CBD-CHA	2.50	1.55	1.51
14	bA	3119	CL7	C1D-CHD	-2.50	1.34	1.41
14	cA	3129	CL7	C1A-CHA	-2.50	1.27	1.38
14	cA	3116	CL7	CHD-C4C	-2.50	1.32	1.35
14	cB	816	CL7	OBB-CAB	2.50	1.30	1.21
14	cB	833	CL7	O2D-CGD	-2.49	1.27	1.33
13	aB	3004	PHO	C4C-NC	-2.49	1.30	1.38
14	cB	822	CL7	C3B-C2B	2.49	1.43	1.40
16	cA	3137	LHG	O8-C6	-2.49	1.39	1.45
14	cK	101	CL7	CBD-CHA	2.49	1.55	1.50
14	bB	826	CL7	MG-NA	-2.49	2.00	2.05
14	aB	3007	CL7	C3C-C2C	-2.49	1.31	1.36
14	bA	3124	CL7	C4C-NC	2.49	1.40	1.37
14	aA	3143	CL7	CHC-C1C	-2.49	1.32	1.35
14	cA	3113	CL7	C2A-C1A	-2.49	1.47	1.52
14	bA	3132	CL7	C1B-NB	2.49	1.37	1.35
14	cB	822	CL7	C3D-C4D	-2.49	1.37	1.40
14	aL	203	CL7	C4C-NC	2.49	1.40	1.37
14	bA	3110	CL7	C4C-NC	2.49	1.40	1.37
14	bA	3129	CL7	OBB-CAB	2.49	1.30	1.21
14	cB	817	CL7	CMD-C2D	-2.49	1.46	1.51
14	bA	3112	CL7	C3D-C4D	-2.49	1.37	1.40
14	cA	3128	CL7	OBB-CAB	2.49	1.30	1.21
14	bL	205	CL7	C1C-NC	2.48	1.40	1.37
14	bA	3103	CL7	C4C-NC	2.48	1.40	1.37
14	cB	810	CL7	C1C-NC	2.48	1.40	1.37
14	cA	3103	CL7	C3D-C4D	-2.48	1.37	1.40
14	aB	3009	CL7	CMA-C3A	2.48	1.58	1.53
14	aB	3011	CL7	C3B-C2B	2.48	1.43	1.40
14	aB	3007	CL7	C1C-NC	2.48	1.40	1.37

Continued on next page...

Continued from previous page...

Mol	Chain	Res	Type	Atoms	Z	Observed(Å)	Ideal(Å)
14	cB	810	CL7	O2D-CED	-2.48	1.39	1.45
14	bA	3129	CL7	C1A-CHA	-2.48	1.27	1.38
14	bB	832	CL7	C3C-C2C	-2.48	1.31	1.36
14	cB	816	CL7	CBD-CGD	-2.47	1.44	1.52
14	bB	820	CL7	CAA-C2A	-2.47	1.49	1.54
14	aB	3032	CL7	C3D-C2D	-2.47	1.35	1.39
14	aA	3103	CL7	O1D-CGD	-2.47	1.15	1.21
14	cB	812	CL7	CBD-CHA	2.47	1.55	1.51
13	bB	801	PHO	C1D-ND	-2.47	1.30	1.38
14	bA	3140	CL7	O2D-CGD	-2.47	1.27	1.33
14	aB	3019	CL7	CHC-C1C	-2.47	1.32	1.35
14	aA	3110	CL7	C3B-CAB	-2.47	1.40	1.46
14	bB	824	CL7	CHC-C1C	-2.47	1.32	1.35
14	cA	3128	CL7	C1B-NB	2.47	1.37	1.35
14	aA	3140	CL7	C3B-CAB	-2.47	1.40	1.46
14	cA	3116	CL7	CBD-CGD	-2.47	1.44	1.52
14	bA	3108	CL7	CHC-C1C	-2.47	1.32	1.35
14	aB	3021	CL7	C2A-C1A	-2.47	1.47	1.52
14	cA	3125	CL7	CBD-CGD	-2.47	1.44	1.52
14	cA	3108	CL7	C1C-NC	2.47	1.40	1.37
14	bB	803	CL7	C3C-C2C	-2.47	1.31	1.36
14	cA	3108	CL7	C3B-CAB	-2.47	1.40	1.46
14	aA	3111	CL7	C4B-NB	-2.47	1.33	1.35
14	bK	101	CL7	C2A-C1A	-2.46	1.47	1.52
14	aL	204	CL7	C1A-NA	-2.46	1.31	1.38
13	aB	3004	PHO	O1D-CGD	-2.46	1.15	1.21
14	bB	817	CL7	CMD-C2D	-2.46	1.46	1.51
14	cB	818	CL7	C3B-CAB	-2.46	1.40	1.46
14	cL	204	CL7	CBA-CGA	-2.46	1.43	1.50
17	bB	828	PQN	C3-C4	-2.46	1.41	1.47
14	cA	3104	CL7	C2A-C1A	-2.46	1.48	1.52
14	aB	3030	CL7	C3A-C4A	-2.46	1.48	1.52
14	bA	3112	CL7	C3B-C2B	2.46	1.43	1.40
14	bL	205	CL7	C3D-C2D	-2.46	1.35	1.39
14	bA	3121	CL7	O1D-CGD	-2.46	1.15	1.21
14	aA	3116	CL7	C3B-CAB	-2.46	1.40	1.46
16	aA	3138	LHG	O8-C6	-2.46	1.39	1.45
14	aA	3146	CL7	C3B-CAB	-2.45	1.40	1.46
14	bB	833	CL7	OBB-CAB	2.45	1.30	1.21
14	cA	3129	CL7	CHC-C1C	-2.45	1.32	1.35
14	bA	3131	CL7	C3B-CAB	-2.45	1.40	1.46
14	cB	820	CL7	C3A-C4A	-2.45	1.48	1.52

Continued on next page...

Continued from previous page...

Mol	Chain	Res	Type	Atoms	Z	Observed(Å)	Ideal(Å)
14	bA	3114	CL7	C3B-CAB	-2.45	1.40	1.46
14	bB	814	CL7	C3B-CAB	-2.45	1.40	1.46
14	aA	3133	CL7	O2A-CGA	2.45	1.40	1.33
14	cA	3125	CL7	CAA-C2A	-2.45	1.49	1.54
14	cA	3129	CL7	O2D-CGD	-2.45	1.27	1.33
14	cA	3118	CL7	OBB-CAB	2.45	1.30	1.21
14	cB	812	CL7	C3B-C2B	2.45	1.43	1.40
14	bB	833	CL7	CHD-C4C	-2.45	1.32	1.35
14	bB	807	CL7	C1C-NC	2.45	1.40	1.37
14	aA	3123	CL7	MG-NC	-2.45	2.00	2.05
19	cB	830	LMG	O7-C8	-2.45	1.40	1.46
14	bA	3122	CL7	C3B-CAB	-2.45	1.40	1.46
14	bA	3145	CL7	C3B-CAB	-2.45	1.40	1.46
17	bA	3143	PQN	C5-C4	-2.45	1.43	1.48
14	cA	3109	CL7	C3B-C2B	2.45	1.43	1.40
14	cB	812	CL7	C4C-NC	2.45	1.40	1.37
14	bA	3130	CL7	CHC-C1C	-2.44	1.32	1.35
14	bL	204	CL7	C3B-C2B	2.44	1.43	1.40
14	cA	3114	CL7	C3B-CAB	-2.44	1.40	1.46
14	aB	3023	CL7	OBB-CAB	2.44	1.30	1.21
14	cA	3140	CL7	CMD-C2D	-2.44	1.46	1.51
14	bA	3106	CL7	C3C-C2C	-2.44	1.31	1.36
14	aL	204	CL7	C1C-NC	2.44	1.40	1.37
14	bA	3122	CL7	OBB-CAB	2.44	1.29	1.21
14	aB	3020	CL7	C3B-CAB	-2.44	1.40	1.46
14	bB	812	CL7	C4C-NC	2.44	1.40	1.37
14	bB	813	CL7	C1C-NC	2.44	1.40	1.37
14	cA	3113	CL7	C1C-NC	2.44	1.40	1.37
14	aB	3010	CL7	C2A-C1A	-2.44	1.48	1.52
14	bK	101	CL7	CBD-CHA	2.44	1.55	1.50
14	bB	804	CL7	CAA-C2A	-2.44	1.49	1.54
14	aA	3103	CL7	MG-NA	-2.44	2.01	2.05
14	aA	3107	CL7	C4C-NC	2.44	1.40	1.37
12	cA	3101	G9R	CHB-C4A	-2.44	1.32	1.37
14	bA	3129	CL7	CHD-C4C	2.44	1.38	1.35
14	aA	3124	CL7	C2A-C1A	-2.44	1.47	1.50
14	aA	3107	CL7	CHC-C1C	-2.43	1.32	1.35
14	cA	3106	CL7	C3C-C2C	-2.43	1.31	1.36
14	cA	3125	CL7	C4B-NB	-2.43	1.33	1.35
14	cB	832	CL7	O2D-CED	-2.43	1.39	1.45
14	aB	3013	CL7	C3B-CAB	-2.43	1.40	1.46
14	cA	3144	CL7	C3B-CAB	-2.43	1.40	1.46

Continued on next page...

Continued from previous page...

Mol	Chain	Res	Type	Atoms	Z	Observed(Å)	Ideal(Å)
13	bB	801	PHO	C1-C2	2.43	1.56	1.49
14	cB	821	CL7	C3B-CAB	-2.43	1.40	1.46
14	bB	804	CL7	CBD-CGD	-2.43	1.44	1.52
14	aA	3142	CL7	CAA-C2A	-2.43	1.49	1.54
13	cB	801	PHO	C1D-ND	-2.43	1.31	1.38
14	bA	3124	CL7	C4D-ND	-2.43	1.33	1.35
14	aB	3016	CL7	CMD-C2D	-2.43	1.46	1.51
14	bL	205	CL7	O2D-CGD	-2.43	1.27	1.33
14	bA	3115	CL7	C3B-CAB	-2.43	1.40	1.46
14	cB	822	CL7	C4C-NC	2.43	1.40	1.37
14	bB	804	CL7	O1D-CGD	-2.43	1.15	1.21
14	cA	3115	CL7	C3B-CAB	-2.43	1.40	1.46
14	aJ	101	CL7	CAA-C2A	-2.43	1.49	1.54
14	cL	203	CL7	C3D-C4D	-2.43	1.38	1.40
13	cB	801	PHO	C1-C2	2.42	1.56	1.49
14	bA	3103	CL7	C2A-C1A	-2.42	1.48	1.52
14	cB	809	CL7	C4B-CHC	-2.42	1.34	1.41
14	cA	3110	CL7	C2A-C1A	-2.42	1.48	1.52
14	aB	3015	CL7	OBB-CAB	2.42	1.29	1.21
14	bL	205	CL7	C3A-C4A	-2.42	1.48	1.52
14	bA	3140	CL7	CAA-C2A	-2.42	1.49	1.54
14	aA	3108	CL7	C3B-CAB	-2.42	1.40	1.46
14	bB	821	CL7	C3B-CAB	-2.42	1.40	1.46
14	cB	807	CL7	O2D-CGD	-2.42	1.27	1.33
14	bA	3113	CL7	C1C-NC	2.42	1.40	1.37
14	cA	3110	CL7	C4B-NB	-2.42	1.33	1.35
14	cA	3142	CL7	CHC-C1C	-2.42	1.32	1.35
14	cB	804	CL7	C3A-C4A	-2.42	1.48	1.52
14	aA	3120	CL7	C1C-NC	2.42	1.40	1.37
14	bA	3132	CL7	C3A-C4A	-2.42	1.48	1.52
14	bA	3114	CL7	C3A-C4A	-2.42	1.48	1.52
14	cA	3125	CL7	CAC-C3C	-2.42	1.44	1.51
14	bL	204	CL7	C1A-NA	-2.41	1.31	1.38
14	aB	3015	CL7	O2A-C1	2.41	1.53	1.46
14	cB	823	CL7	C1C-NC	2.41	1.40	1.37
14	cL	205	CL7	C1C-NC	2.41	1.40	1.37
14	aA	3113	CL7	C2A-C1A	-2.41	1.48	1.52
14	cL	205	CL7	C3A-C4A	-2.41	1.48	1.52
19	bB	830	LMG	O6-C5	-2.41	1.38	1.44
14	aA	3117	CL7	CBD-CGD	-2.41	1.44	1.52
14	cA	3106	CL7	CHC-C1C	-2.41	1.32	1.35
14	aA	3106	CL7	C2A-C1A	-2.40	1.48	1.52

Continued on next page...

Continued from previous page...

Mol	Chain	Res	Type	Atoms	Z	Observed(Å)	Ideal(Å)
14	bB	820	CL7	CHD-C4C	-2.40	1.32	1.35
14	aB	3016	CL7	C3D-C4D	-2.40	1.38	1.40
14	aA	3115	CL7	C3A-C4A	-2.40	1.48	1.52
14	bA	3125	CL7	CAC-C3C	-2.40	1.45	1.51
14	bB	824	CL7	OBB-CAB	2.40	1.29	1.21
14	aB	3023	CL7	O2A-C1	2.40	1.52	1.46
14	bA	3109	CL7	C3B-CAB	-2.40	1.40	1.46
14	aK	101	CL7	C3B-CAB	-2.40	1.40	1.46
14	aL	204	CL7	C3D-C2D	-2.40	1.35	1.39
16	cA	3137	LHG	O3-C3	-2.40	1.35	1.44
14	aA	3119	CL7	OBB-CAB	2.40	1.29	1.21
14	aB	3003	CL7	CAA-C2A	-2.40	1.49	1.54
14	aB	3014	CL7	C3D-C4D	-2.40	1.38	1.40
14	cA	3107	CL7	C3D-C4D	-2.39	1.38	1.40
14	bB	809	CL7	C2A-C1A	-2.39	1.47	1.50
14	aB	3009	CL7	CMD-C2D	-2.39	1.46	1.51
14	aB	3024	CL7	C3B-C2B	2.39	1.43	1.40
14	aB	3019	CL7	CHD-C4C	-2.39	1.32	1.35
14	aA	3131	CL7	C3B-C2B	2.39	1.43	1.40
14	bA	3123	CL7	O1D-CGD	-2.39	1.15	1.21
14	cB	820	CL7	CHD-C4C	-2.39	1.32	1.35
14	aB	3011	CL7	C4C-NC	2.39	1.40	1.37
14	bA	3116	CL7	C3B-C2B	2.39	1.43	1.40
14	aB	3015	CL7	C3A-C4A	-2.39	1.48	1.52
14	aA	3103	CL7	CBA-CGA	-2.39	1.43	1.50
14	aA	3117	CL7	C3B-C2B	2.39	1.43	1.40
14	cB	814	CL7	C3B-CAB	-2.39	1.40	1.46
14	aB	3032	CL7	OBB-CAB	2.39	1.29	1.21
14	bA	3106	CL7	CBD-CGD	-2.39	1.44	1.52
17	aA	3144	PQN	C5-C4	-2.39	1.43	1.48
14	aB	3015	CL7	C3C-C2C	-2.39	1.31	1.36
14	aL	204	CL7	C3A-C4A	-2.39	1.48	1.52
14	cB	824	CL7	CHC-C1C	-2.38	1.32	1.35
14	aB	3003	CL7	CBD-CGD	-2.38	1.44	1.52
14	cL	205	CL7	C1A-NA	-2.38	1.32	1.38
14	bB	804	CL7	C1D-ND	2.38	1.37	1.35
14	bB	819	CL7	CHC-C1C	-2.38	1.32	1.35
14	bB	833	CL7	CBD-CGD	-2.38	1.45	1.52
17	cA	3143	PQN	C7-C6	-2.38	1.33	1.38
14	bA	3122	CL7	C3D-C2D	-2.38	1.35	1.39
14	bL	204	CL7	C3C-C2C	-2.38	1.31	1.36
14	aB	3012	CL7	C2A-C1A	-2.38	1.48	1.52

Continued on next page...

Continued from previous page...

Mol	Chain	Res	Type	Atoms	Z	Observed(Å)	Ideal(Å)
14	cB	813	CL7	C2A-C1A	-2.38	1.48	1.52
14	bA	3106	CL7	C3A-C4A	-2.38	1.48	1.52
14	cA	3124	CL7	C4C-NC	2.38	1.40	1.37
14	aA	3128	CL7	C3D-C4D	-2.38	1.38	1.40
17	bB	828	PQN	C24-C23	-2.38	1.45	1.52
14	cB	827	CL7	CMB-C2B	-2.38	1.46	1.51
14	bA	3113	CL7	C2A-C1A	-2.37	1.48	1.52
14	aL	204	CL7	C3C-C2C	-2.37	1.31	1.36
14	cB	832	CL7	C3C-C2C	-2.37	1.31	1.36
14	cA	3111	CL7	C3D-C4D	-2.37	1.38	1.40
14	cA	3131	CL7	C3B-CAB	-2.37	1.40	1.46
14	cA	3103	CL7	C3B-C2B	2.37	1.43	1.40
14	aB	3030	CL7	C4C-NC	2.37	1.40	1.37
12	cA	3101	G9R	C1A-NA	-2.37	1.28	1.35
14	cK	101	CL7	C3B-CAB	-2.37	1.40	1.46
14	bB	833	CL7	CAA-C2A	-2.37	1.49	1.54
19	aB	3029	LMG	C3-C2	2.37	1.58	1.52
14	cA	3116	CL7	C3B-C2B	2.37	1.43	1.40
14	bA	3142	CL7	CHC-C1C	-2.37	1.32	1.35
14	cA	3130	CL7	CHC-C1C	-2.37	1.32	1.35
14	cB	810	CL7	CMD-C2D	-2.37	1.46	1.51
14	cA	3130	CL7	C2A-C1A	-2.37	1.48	1.52
14	bA	3142	CL7	C3D-C2D	-2.37	1.35	1.39
14	aB	3031	CL7	C3C-C2C	-2.37	1.31	1.36
14	aB	3012	CL7	C1C-NC	2.37	1.40	1.37
14	aA	3128	CL7	OBB-CAB	2.37	1.29	1.21
14	aA	3125	CL7	CBD-CGD	-2.37	1.45	1.52
14	cA	3106	CL7	CBD-CGD	-2.37	1.45	1.52
14	aB	3008	CL7	C2A-C1A	-2.36	1.47	1.50
14	bA	3118	CL7	OBB-CAB	2.36	1.29	1.21
14	bA	3102	CL7	C1D-ND	2.36	1.37	1.35
14	aB	3010	CL7	C3D-C4D	-2.36	1.38	1.40
14	cB	804	CL7	O2A-C1	2.36	1.52	1.46
14	bB	810	CL7	C3B-C2B	2.36	1.43	1.40
14	bB	817	CL7	C3D-C4D	-2.36	1.38	1.40
14	bL	205	CL7	C3C-C2C	-2.36	1.31	1.36
14	cA	3112	CL7	C3B-C2B	2.36	1.43	1.40
13	aA	3102	PHO	C1D-ND	-2.36	1.31	1.38
16	aA	3138	LHG	O3-C3	-2.36	1.35	1.44
14	cB	803	CL7	CBD-CGD	-2.35	1.45	1.52
14	bA	3139	CL7	C3C-C2C	-2.35	1.31	1.36
14	cA	3122	CL7	O1D-CGD	-2.35	1.15	1.21

Continued on next page...

Continued from previous page...

Mol	Chain	Res	Type	Atoms	Z	Observed(Å)	Ideal(Å)
14	cB	819	CL7	O2A-C1	2.35	1.52	1.46
14	aJ	101	CL7	CBD-CHA	2.35	1.54	1.51
14	cA	3116	CL7	OBB-CAB	2.35	1.29	1.21
14	bL	203	CL7	CMD-C2D	-2.35	1.46	1.51
14	cB	804	CL7	C3B-C2B	2.35	1.43	1.40
14	bA	3120	CL7	O2D-CGD	-2.35	1.27	1.33
14	aB	3003	CL7	C3A-C4A	-2.35	1.48	1.52
14	aA	3123	CL7	C3D-C2D	-2.35	1.35	1.39
14	bA	3118	CL7	CMD-C2D	-2.35	1.46	1.51
14	cA	3115	CL7	C2A-C1A	-2.35	1.48	1.52
14	bA	3103	CL7	C3B-C2B	2.34	1.43	1.40
14	aA	3117	CL7	CMD-C2D	-2.34	1.46	1.51
14	aA	3124	CL7	O1D-CGD	-2.34	1.15	1.21
14	aA	3114	CL7	C2A-C1A	-2.34	1.48	1.52
14	bB	819	CL7	C3D-C2D	-2.34	1.35	1.39
14	bA	3123	CL7	C2A-C1A	-2.34	1.47	1.50
14	bL	205	CL7	CAA-C2A	-2.34	1.49	1.54
14	cB	809	CL7	CHC-C1C	-2.34	1.32	1.35
14	aB	3015	CL7	CBD-CGD	-2.34	1.45	1.52
14	bA	3111	CL7	C3D-C4D	-2.34	1.38	1.40
14	cA	3132	CL7	C1C-NC	2.34	1.40	1.37
14	aB	3018	CL7	O2A-C1	2.34	1.52	1.46
14	cB	824	CL7	C4C-NC	2.34	1.40	1.37
14	cA	3124	CL7	C3C-C2C	-2.34	1.31	1.36
14	bA	3107	CL7	C3A-C4A	-2.34	1.48	1.52
14	cA	3102	CL7	O2D-CGD	-2.34	1.27	1.33
14	aA	3126	CL7	CAC-C3C	-2.33	1.45	1.51
14	cA	3103	CL7	C2A-C1A	-2.33	1.48	1.52
14	aA	3125	CL7	CMD-C2D	-2.33	1.46	1.51
14	bA	3130	CL7	C2A-C1A	-2.33	1.48	1.52
14	cL	205	CL7	C3C-C2C	-2.33	1.31	1.36
14	aF	201	CL7	C2A-C1A	-2.33	1.48	1.52
14	aA	3126	CL7	C4B-NB	-2.33	1.33	1.35
13	bB	805	PHO	C1C-NC	-2.33	1.31	1.38
14	aA	3109	CL7	C3B-CAB	-2.33	1.41	1.46
14	aB	3023	CL7	C4C-NC	2.33	1.40	1.37
14	aA	3125	CL7	C3C-C2C	-2.32	1.31	1.36
14	bA	3102	CL7	O1D-CGD	-2.32	1.15	1.21
14	bB	816	CL7	OBB-CAB	2.32	1.29	1.21
14	cA	3125	CL7	CHC-C1C	-2.32	1.32	1.35
14	cA	3121	CL7	C3D-C2D	-2.32	1.35	1.39
14	aA	3112	CL7	C3B-CAB	-2.32	1.41	1.46

Continued on next page...

Continued from previous page...

Mol	Chain	Res	Type	Atoms	Z	Observed(Å)	Ideal(Å)
14	bA	3104	CL7	C2A-C1A	-2.32	1.48	1.52
14	aA	3123	CL7	OBB-CAB	2.32	1.29	1.21
14	bA	3115	CL7	C2A-C1A	-2.32	1.48	1.52
14	bA	3140	CL7	CMD-C2D	-2.32	1.46	1.51
14	bB	808	CL7	C1C-NC	2.32	1.40	1.37
19	cB	830	LMG	O6-C5	-2.32	1.38	1.44
17	bA	3143	PQN	C2M-C2	-2.32	1.45	1.50
14	cA	3131	CL7	CMD-C2D	-2.32	1.46	1.51
14	cA	3123	CL7	CBD-CGD	-2.31	1.45	1.52
14	aA	3129	CL7	CMB-C2B	-2.31	1.46	1.51
14	cA	3141	CL7	C3B-CAB	-2.31	1.41	1.46
14	aA	3125	CL7	C3A-C4A	-2.31	1.48	1.52
14	cB	808	CL7	C3C-C2C	-2.31	1.31	1.36
14	bA	3118	CL7	C3B-CAB	-2.31	1.41	1.46
14	aB	3011	CL7	C3A-C4A	-2.31	1.48	1.52
14	aB	3019	CL7	O1D-CGD	-2.31	1.15	1.21
14	aB	3008	CL7	C4B-CHC	-2.31	1.34	1.41
14	bA	3129	CL7	O2D-CGD	-2.31	1.27	1.33
14	bA	3132	CL7	O2A-C1	2.31	1.52	1.46
14	bA	3123	CL7	CBD-CGD	-2.31	1.45	1.52
14	aA	3109	CL7	CHC-C1C	-2.31	1.32	1.35
14	aA	3122	CL7	O1D-CGD	-2.31	1.15	1.21
14	cA	3140	CL7	CHC-C1C	-2.31	1.32	1.35
14	aA	3116	CL7	C2A-C1A	-2.31	1.48	1.52
14	aA	3107	CL7	CBD-CGD	-2.31	1.45	1.52
14	cA	3121	CL7	C1C-NC	2.31	1.40	1.37
14	bA	3116	CL7	C3B-CAB	-2.31	1.41	1.46
14	aA	3120	CL7	C3B-C2B	2.30	1.43	1.40
14	aA	3104	CL7	C3D-C4D	-2.30	1.38	1.40
14	aA	3142	CL7	CMA-C3A	2.30	1.58	1.53
14	aB	3003	CL7	C3D-C2D	-2.30	1.35	1.39
14	aB	3022	CL7	C1C-NC	2.30	1.40	1.37
14	cB	819	CL7	C1A-NA	-2.30	1.32	1.38
14	bB	813	CL7	C2A-C1A	-2.30	1.48	1.52
14	aA	3141	CL7	O2D-CGD	-2.30	1.27	1.33
14	bA	3120	CL7	C2A-C1A	-2.30	1.47	1.50
14	cA	3112	CL7	C3D-C4D	-2.30	1.38	1.40
14	bA	3125	CL7	CBD-CGD	-2.30	1.45	1.52
14	aA	3123	CL7	C3B-CAB	-2.30	1.41	1.46
14	cA	3109	CL7	C3B-CAB	-2.30	1.41	1.46
14	bA	3140	CL7	CHC-C1C	-2.30	1.32	1.35
14	cA	3114	CL7	C6-C5	-2.30	1.43	1.52

Continued on next page...

Continued from previous page...

Mol	Chain	Res	Type	Atoms	Z	Observed(Å)	Ideal(Å)
14	aB	3015	CL7	C3B-C2B	2.30	1.43	1.40
14	aA	3117	CL7	OBB-CAB	2.30	1.29	1.21
14	cB	808	CL7	C3B-CAB	-2.29	1.41	1.46
14	aB	3032	CL7	C3B-C2B	2.29	1.43	1.40
14	cA	3106	CL7	C3D-C2D	-2.29	1.35	1.39
14	bB	808	CL7	CHC-C1C	-2.29	1.32	1.35
14	aB	3009	CL7	C3B-C2B	2.29	1.43	1.40
14	bA	3108	CL7	C3D-C4D	-2.29	1.38	1.40
14	aA	3113	CL7	C4B-NB	-2.29	1.33	1.35
14	cA	3122	CL7	C3B-CAB	-2.29	1.41	1.46
14	bA	3116	CL7	OBB-CAB	2.29	1.29	1.21
14	bA	3125	CL7	CMD-C2D	-2.29	1.46	1.51
14	aB	3005	CL7	O2A-C1	2.29	1.52	1.46
14	bB	832	CL7	O2D-CGD	-2.29	1.27	1.33
14	aA	3112	CL7	C3D-C4D	-2.29	1.38	1.40
14	bK	101	CL7	C3B-CAB	-2.29	1.41	1.46
14	cB	808	CL7	CHC-C1C	-2.29	1.32	1.35
14	aB	3015	CL7	C2A-C1A	-2.29	1.47	1.50
14	cA	3106	CL7	C3B-C2B	2.29	1.43	1.40
14	aA	3122	CL7	CMD-C2D	-2.29	1.46	1.51
14	aA	3103	CL7	C1D-ND	2.28	1.37	1.35
14	cB	827	CL7	CMA-C3A	2.28	1.58	1.53
14	aB	3002	CL7	C3C-C2C	-2.28	1.31	1.36
14	bA	3130	CL7	C3B-C2B	2.28	1.43	1.40
14	aA	3122	CL7	C3A-C4A	-2.28	1.48	1.52
14	bA	3132	CL7	C1C-NC	2.28	1.40	1.37
14	bA	3128	CL7	O2A-C1	2.28	1.52	1.46
12	aA	3101	G9R	C3D-C2D	2.28	1.45	1.39
14	cA	3119	CL7	C3B-C2B	2.28	1.43	1.40
14	aA	3134	CL7	C2A-C1A	-2.28	1.48	1.52
14	bB	820	CL7	O2D-CGD	-2.28	1.27	1.33
14	cB	804	CL7	C1D-ND	2.28	1.37	1.35
14	aA	3122	CL7	C1C-NC	2.28	1.40	1.37
14	cA	3124	CL7	CMD-C2D	-2.28	1.46	1.51
14	cB	808	CL7	C3A-C4A	-2.28	1.48	1.52
14	aB	3021	CL7	C1B-NB	2.27	1.37	1.35
14	bB	811	CL7	O1D-CGD	-2.27	1.15	1.21
14	cA	3119	CL7	C1A-CHA	-2.27	1.28	1.38
14	cA	3119	CL7	C1D-ND	-2.27	1.33	1.35
14	cA	3128	CL7	CBD-CGD	-2.27	1.45	1.52
14	cA	3121	CL7	C3C-C2C	-2.27	1.31	1.36
17	cB	828	PQN	C12-C13	2.27	1.38	1.33

Continued on next page...

Continued from previous page...

Mol	Chain	Res	Type	Atoms	Z	Observed(Å)	Ideal(Å)
14	aA	3142	CL7	C3D-C4D	-2.27	1.38	1.40
12	bA	3101	G9R	C1B-NB	-2.27	1.33	1.35
14	bB	807	CL7	O2D-CGD	-2.27	1.27	1.33
14	bB	811	CL7	C3B-CAB	-2.27	1.41	1.46
14	bA	3132	CL7	O1A-CGA	2.27	1.29	1.22
14	bA	3131	CL7	CMD-C2D	-2.27	1.46	1.51
14	cA	3125	CL7	CMD-C2D	-2.27	1.46	1.51
19	bB	830	LMG	O7-C8	-2.27	1.40	1.46
14	aA	3108	CL7	C3B-C2B	2.27	1.43	1.40
13	cB	805	PHO	C1C-NC	-2.27	1.31	1.38
17	cB	828	PQN	C24-C23	-2.27	1.45	1.52
14	cA	3139	CL7	C3B-C2B	2.27	1.43	1.40
14	bA	3140	CL7	CHD-C4C	-2.27	1.32	1.35
13	aB	3004	PHO	C1C-NC	-2.27	1.31	1.38
14	cA	3121	CL7	C3D-C4D	-2.26	1.38	1.40
14	bA	3129	CL7	CMA-C3A	-2.26	1.48	1.53
14	bA	3117	CL7	C3B-CAB	-2.26	1.41	1.46
14	aA	3106	CL7	O2D-CGD	-2.26	1.27	1.33
14	cA	3123	CL7	O2A-CGA	2.26	1.39	1.33
14	bB	816	CL7	O1D-CGD	-2.26	1.15	1.21
14	aA	3130	CL7	C1A-CHA	-2.26	1.28	1.38
14	cA	3120	CL7	O2D-CED	-2.26	1.40	1.45
14	aA	3143	CL7	CHD-C4C	-2.26	1.32	1.35
14	aB	3002	CL7	CBD-CGD	-2.26	1.45	1.52
14	aA	3133	CL7	CHD-C4C	-2.26	1.32	1.35
14	aL	204	CL7	O2D-CGD	-2.26	1.27	1.33
14	aA	3132	CL7	C3D-C4D	-2.26	1.38	1.40
14	aA	3112	CL7	C2A-C1A	-2.26	1.48	1.52
14	aB	3008	CL7	O2A-C1	2.26	1.52	1.46
14	aA	3129	CL7	C3B-C2B	2.26	1.43	1.40
14	bA	3122	CL7	C1C-NC	2.26	1.40	1.37
14	aA	3115	CL7	C3B-CAB	-2.26	1.41	1.46
14	bL	204	CL7	CBA-CGA	-2.26	1.44	1.50
14	aB	3025	CL7	C3D-C2D	-2.25	1.35	1.39
14	cL	204	CL7	CHC-C1C	-2.25	1.32	1.35
14	bA	3108	CL7	C3D-C2D	-2.25	1.35	1.39
17	cA	3143	PQN	C2-C1	-2.25	1.43	1.48
14	bB	819	CL7	O2A-C1	2.25	1.52	1.46
14	bA	3108	CL7	C1C-NC	2.25	1.40	1.37
14	bA	3110	CL7	C2A-C1A	-2.25	1.48	1.52
14	bB	826	CL7	O2D-CED	-2.25	1.40	1.45
14	aB	3006	CL7	O1D-CGD	-2.25	1.15	1.21

Continued on next page...

Continued from previous page...

Mol	Chain	Res	Type	Atoms	Z	Observed(Å)	Ideal(Å)
14	bA	3121	CL7	C3D-C2D	-2.25	1.35	1.39
14	bA	3139	CL7	C3D-C2D	-2.25	1.35	1.39
14	cB	814	CL7	C3D-C4D	-2.25	1.38	1.40
14	bB	819	CL7	O2D-CED	-2.25	1.40	1.45
14	cA	3120	CL7	O2D-CGD	-2.25	1.27	1.33
14	cB	810	CL7	CMA-C3A	2.25	1.58	1.53
14	cB	811	CL7	OBB-CAB	2.25	1.29	1.21
14	aA	3127	CL7	O2A-C1	2.25	1.52	1.46
14	bB	809	CL7	C1C-NC	2.24	1.40	1.37
12	bA	3101	G9R	CHD-C4C	2.24	1.45	1.40
14	bA	3121	CL7	C3C-C2C	-2.24	1.31	1.36
14	bB	816	CL7	CHD-C4C	-2.24	1.32	1.35
14	cA	3132	CL7	O2A-C1	2.24	1.52	1.46
14	cB	811	CL7	C3D-C4D	-2.24	1.38	1.40
14	aA	3125	CL7	O2A-C1	2.24	1.52	1.46
14	cA	3118	CL7	C3B-CAB	-2.24	1.41	1.46
14	bA	3106	CL7	C3D-C2D	-2.24	1.35	1.39
14	aA	3126	CL7	OBB-CAB	2.24	1.29	1.21
14	aA	3117	CL7	C3B-CAB	-2.24	1.41	1.46
14	aA	3131	CL7	CHC-C1C	-2.24	1.32	1.35
14	cA	3140	CL7	CHD-C4C	-2.24	1.32	1.35
17	aA	3144	PQN	C10-C5	2.24	1.44	1.40
14	aA	3128	CL7	CAA-CBA	-2.24	1.45	1.52
14	cA	3130	CL7	C3B-C2B	2.24	1.43	1.40
14	cB	817	CL7	O2D-CGD	-2.24	1.27	1.33
14	bB	820	CL7	C3D-C2D	-2.24	1.35	1.39
17	aA	3144	PQN	C2M-C2	-2.24	1.46	1.50
14	cB	832	CL7	CAA-C2A	-2.24	1.49	1.54
14	cB	811	CL7	C2A-C1A	-2.24	1.48	1.52
14	aB	3015	CL7	CHD-C4C	-2.23	1.32	1.35
14	aB	3008	CL7	C4B-NB	-2.23	1.33	1.35
14	cA	3123	CL7	C3D-C2D	-2.23	1.35	1.39
14	aB	3007	CL7	CMA-C3A	2.23	1.58	1.53
14	aA	3115	CL7	OBB-CAB	2.23	1.29	1.21
14	aB	3006	CL7	O2D-CGD	-2.23	1.27	1.33
14	cA	3124	CL7	C2A-C1A	-2.23	1.47	1.50
14	cA	3117	CL7	C3B-CAB	-2.23	1.41	1.46
17	bA	3143	PQN	C2-C1	-2.23	1.43	1.48
14	aL	202	CL7	CMD-C2D	-2.23	1.47	1.51
14	aA	3119	CL7	C3D-C4D	-2.23	1.38	1.40
14	bB	814	CL7	C3D-C4D	-2.23	1.38	1.40
14	bA	3139	CL7	CHC-C1C	-2.23	1.32	1.35

Continued on next page...

Continued from previous page...

Mol	Chain	Res	Type	Atoms	Z	Observed(Å)	Ideal(Å)
14	cJ	101	CL7	C3D-C4D	-2.23	1.38	1.40
14	bA	3116	CL7	CHD-C4C	-2.23	1.32	1.35
14	bB	823	CL7	C1C-NC	2.23	1.40	1.37
14	bB	819	CL7	O2D-CGD	-2.23	1.27	1.33
14	cA	3119	CL7	C1D-CHD	-2.23	1.34	1.41
14	cA	3114	CL7	CBD-CGD	-2.23	1.45	1.52
12	cA	3101	G9R	C4D-ND	-2.22	1.34	1.37
14	aB	3032	CL7	CBD-CGD	-2.22	1.45	1.52
14	aA	3122	CL7	C3C-C2C	-2.22	1.32	1.36
14	cA	3142	CL7	O2D-CGD	-2.22	1.27	1.33
14	aA	3112	CL7	CBD-CHA	2.22	1.54	1.51
14	cA	3139	CL7	C3D-C2D	-2.22	1.35	1.39
14	aA	3107	CL7	C3C-C2C	-2.22	1.32	1.36
14	aA	3118	CL7	C3B-CAB	-2.22	1.41	1.46
14	cB	831	CL7	C3A-C4A	-2.22	1.48	1.52
14	cA	3116	CL7	C3B-CAB	-2.22	1.41	1.46
14	cB	803	CL7	C3C-C2C	-2.22	1.32	1.36
14	cB	810	CL7	C3B-C2B	2.22	1.43	1.40
14	bA	3102	CL7	MG-NA	-2.22	2.01	2.05
14	cF	201	CL7	C2A-C1A	-2.22	1.48	1.52
14	cA	3139	CL7	CMD-C2D	-2.22	1.47	1.51
14	cA	3111	CL7	CBD-CHA	2.22	1.54	1.51
14	aB	3031	CL7	CAA-C2A	-2.22	1.50	1.54
14	bA	3105	CL7	O2D-CGD	-2.22	1.27	1.33
14	cA	3140	CL7	C3A-C4A	-2.22	1.48	1.52
14	aB	3009	CL7	C6-C5	-2.22	1.44	1.52
14	bB	806	CL7	C6-C5	-2.22	1.44	1.52
14	cA	3116	CL7	C1D-ND	2.22	1.37	1.35
14	aB	3019	CL7	C3D-C2D	-2.22	1.35	1.39
14	cL	203	CL7	C3A-C4A	-2.22	1.48	1.52
14	aA	3131	CL7	C2A-C1A	-2.22	1.48	1.52
14	cA	3108	CL7	O1D-CGD	-2.21	1.15	1.21
14	bA	3127	CL7	C3A-C2A	-2.21	1.48	1.54
14	aA	3142	CL7	C3B-CAB	-2.21	1.41	1.46
14	aA	3124	CL7	C3A-C4A	-2.21	1.48	1.52
14	bA	3103	CL7	C3A-C4A	-2.21	1.48	1.52
14	cB	812	CL7	C3A-C4A	-2.21	1.48	1.52
14	bB	814	CL7	C2A-C1A	-2.21	1.48	1.52
12	aA	3101	G9R	C1A-NA	-2.21	1.29	1.35
14	bA	3111	CL7	C3B-C2B	2.21	1.43	1.40
14	cA	3108	CL7	C3B-C2B	2.21	1.43	1.40
14	aB	3026	CL7	CMB-C2B	-2.21	1.47	1.51

Continued on next page...

Continued from previous page...

Mol	Chain	Res	Type	Atoms	Z	Observed(Å)	Ideal(Å)
12	bA	3101	G9R	CMA-C3A	-2.21	1.48	1.53
14	aA	3140	CL7	OBB-CAB	2.21	1.29	1.21
14	aB	3007	CL7	CHC-C1C	-2.21	1.32	1.35
14	cA	3142	CL7	C3D-C2D	-2.21	1.35	1.39
14	cB	804	CL7	CBD-CGD	-2.21	1.45	1.52
14	bA	3145	CL7	C2A-C1A	-2.21	1.48	1.52
14	aB	3024	CL7	OBB-CAB	2.21	1.29	1.21
14	cB	816	CL7	CMD-C2D	-2.21	1.47	1.51
14	aB	3010	CL7	C3B-CAB	-2.21	1.41	1.46
14	bB	816	CL7	C3C-C2C	-2.21	1.32	1.36
14	aB	3012	CL7	CMD-C2D	-2.21	1.47	1.51
14	bF	201	CL7	C2A-C1A	-2.21	1.48	1.52
14	bB	811	CL7	OBB-CAB	2.21	1.29	1.21
14	bB	825	CL7	OBB-CAB	2.21	1.29	1.21
14	cA	3127	CL7	CHD-C4C	-2.20	1.32	1.35
14	cA	3103	CL7	C3A-C4A	-2.20	1.48	1.52
14	bB	807	CL7	CBD-CGD	-2.20	1.45	1.52
14	bB	810	CL7	CHD-C4C	-2.20	1.32	1.35
14	cB	827	CL7	CHD-C4C	-2.20	1.32	1.35
14	bA	3142	CL7	OBB-CAB	2.20	1.29	1.21
14	bA	3123	CL7	C3D-C2D	-2.20	1.35	1.39
14	bB	822	CL7	C3B-C2B	2.20	1.43	1.40
14	bA	3141	CL7	O2A-C1	2.20	1.52	1.46
14	cB	807	CL7	CBD-CGD	-2.20	1.45	1.52
14	bB	806	CL7	OBB-CAB	2.20	1.29	1.21
14	aA	3125	CL7	C2A-C1A	-2.20	1.47	1.50
16	aA	3138	LHG	P-O3	2.20	1.68	1.59
14	bB	827	CL7	CHD-C4C	-2.20	1.32	1.35
14	aA	3113	CL7	C3D-C4D	-2.20	1.38	1.40
14	cA	3142	CL7	OBB-CAB	2.20	1.29	1.21
14	aA	3132	CL7	CMD-C2D	-2.20	1.47	1.51
14	cA	3113	CL7	C3B-C2B	2.20	1.43	1.40
14	bA	3128	CL7	CMD-C2D	-2.19	1.47	1.51
12	aA	3101	G9R	C1C-C2C	2.19	1.50	1.45
14	bA	3119	CL7	C1C-NC	2.19	1.40	1.37
14	cA	3117	CL7	CBD-CHA	2.19	1.54	1.51
14	aA	3141	CL7	C4C-NC	2.19	1.40	1.37
14	aB	3026	CL7	CMC-C2C	-2.19	1.46	1.50
14	aA	3120	CL7	CAA-CBA	-2.19	1.46	1.52
14	bB	816	CL7	CHC-C1C	-2.19	1.32	1.35
14	bA	3111	CL7	CBD-CHA	2.19	1.54	1.51
14	cB	818	CL7	OBB-CAB	2.19	1.29	1.21

Continued on next page...

Continued from previous page...

Mol	Chain	Res	Type	Atoms	Z	Observed(Å)	Ideal(Å)
14	cB	808	CL7	C3D-C2D	-2.19	1.35	1.39
14	bB	812	CL7	C3A-C4A	-2.19	1.48	1.52
14	cB	804	CL7	CHC-C1C	-2.19	1.32	1.35
14	aJ	101	CL7	C3D-C4D	-2.19	1.38	1.40
14	cA	3128	CL7	CMD-C2D	-2.19	1.47	1.51
14	cA	3124	CL7	OBB-CAB	2.19	1.29	1.21
14	bB	808	CL7	C3B-CAB	-2.19	1.41	1.46
14	cA	3123	CL7	C2A-C1A	-2.19	1.47	1.50
14	cB	815	CL7	O2D-CGD	-2.19	1.27	1.33
14	aL	202	CL7	C1A-NA	-2.19	1.32	1.38
17	aB	3027	PQN	C11-C3	2.19	1.55	1.51
14	cB	817	CL7	C2A-C1A	-2.19	1.48	1.52
14	aB	3016	CL7	O2D-CGD	-2.19	1.27	1.33
14	cB	833	CL7	C3A-C4A	-2.18	1.48	1.52
14	bB	824	CL7	C4C-NC	2.18	1.40	1.37
16	bA	3137	LHG	O6-C4	-2.18	1.36	1.44
14	cB	833	CL7	C3D-C2D	-2.18	1.35	1.39
14	bA	3116	CL7	C1D-ND	2.18	1.37	1.35
14	bB	810	CL7	CMD-C2D	-2.18	1.47	1.51
14	bB	832	CL7	CAA-C2A	-2.18	1.50	1.54
14	cA	3133	CL7	OBB-CAB	2.18	1.29	1.21
14	bA	3124	CL7	C3C-C2C	-2.18	1.32	1.36
14	aA	3143	CL7	CAA-C2A	-2.18	1.50	1.54
14	aA	3143	CL7	OBB-CAB	2.18	1.29	1.21
14	aA	3133	CL7	O1A-CGA	2.18	1.29	1.22
14	cB	820	CL7	C2A-C1A	-2.18	1.47	1.50
14	aB	3013	CL7	C2A-C1A	-2.18	1.48	1.52
14	bB	817	CL7	O2D-CGD	-2.18	1.27	1.33
14	cA	3126	CL7	O2D-CGD	-2.18	1.27	1.33
14	bA	3141	CL7	CMA-C3A	2.18	1.57	1.53
14	cB	810	CL7	C6-C5	-2.18	1.44	1.52
14	aA	3104	CL7	C2A-C1A	-2.18	1.48	1.52
14	aB	3022	CL7	CHC-C1C	-2.18	1.32	1.35
14	cA	3102	CL7	CBA-CGA	-2.17	1.44	1.50
14	aB	3020	CL7	C2A-C1A	-2.17	1.48	1.52
14	cB	803	CL7	CMA-C3A	2.17	1.57	1.53
14	bB	803	CL7	CBD-CGD	-2.17	1.45	1.52
14	bL	203	CL7	C1A-NA	-2.17	1.32	1.38
14	bA	3139	CL7	OBB-CAB	2.17	1.29	1.21
14	aA	3108	CL7	CMD-C2D	-2.17	1.47	1.51
14	bF	201	CL7	CBD-CHA	2.17	1.54	1.51
17	aB	3027	PQN	C24-C23	-2.17	1.45	1.52

Continued on next page...

Continued from previous page...

Mol	Chain	Res	Type	Atoms	Z	Observed(Å)	Ideal(Å)
14	bA	3127	CL7	CAA-CBA	-2.17	1.46	1.52
14	cB	811	CL7	C3B-CAB	-2.17	1.41	1.46
17	aB	3027	PQN	C10-C5	2.17	1.44	1.40
14	cL	203	CL7	C1A-NA	-2.16	1.32	1.38
14	bA	3140	CL7	C4C-NC	2.16	1.40	1.37
14	cA	3144	CL7	C2A-C1A	-2.16	1.48	1.52
14	cA	3105	CL7	O2D-CGD	-2.16	1.27	1.33
14	cA	3128	CL7	C3D-C4D	-2.16	1.38	1.40
14	bB	827	CL7	C3A-C4A	-2.16	1.48	1.52
14	aB	3006	CL7	CBD-CGD	-2.16	1.45	1.52
14	aA	3124	CL7	CAA-C2A	-2.16	1.50	1.54
14	cB	806	CL7	O2A-C1	2.16	1.52	1.46
14	cL	204	CL7	C4C-NC	2.16	1.40	1.37
14	cA	3124	CL7	CHC-C1C	-2.16	1.32	1.35
14	aB	3030	CL7	C3B-C2B	2.16	1.43	1.40
14	bB	816	CL7	C1C-NC	2.16	1.40	1.37
14	aL	203	CL7	C3A-C4A	-2.16	1.48	1.52
14	bA	3102	CL7	CBA-CGA	-2.16	1.44	1.50
14	cA	3139	CL7	C1A-CHA	-2.16	1.28	1.38
14	cB	819	CL7	C3A-C4A	-2.16	1.48	1.52
14	bB	803	CL7	C1C-NC	2.16	1.40	1.37
14	bA	3121	CL7	C1D-ND	2.16	1.37	1.35
14	cA	3127	CL7	C3A-C2A	-2.16	1.48	1.54
14	cB	816	CL7	C3D-C4D	-2.16	1.38	1.40
14	cB	813	CL7	CMD-C2D	-2.16	1.47	1.51
14	bA	3128	CL7	OBB-CAB	2.16	1.29	1.21
14	cA	3106	CL7	C4C-NC	2.16	1.40	1.37
14	aA	3146	CL7	C2A-C1A	-2.15	1.48	1.52
14	bB	811	CL7	O2D-CGD	-2.15	1.28	1.33
14	aA	3105	CL7	C2A-C1A	-2.15	1.48	1.52
14	aB	3016	CL7	C2A-C1A	-2.15	1.48	1.52
12	bA	3101	G9R	OBD-CAD	2.15	1.26	1.22
14	aB	3010	CL7	OBB-CAB	2.15	1.29	1.21
14	aA	3107	CL7	C4D-ND	2.15	1.37	1.35
14	bA	3128	CL7	C3D-C2D	-2.15	1.35	1.39
14	cA	3107	CL7	CMD-C2D	-2.15	1.47	1.51
14	bA	3107	CL7	C3C-C2C	-2.15	1.32	1.36
14	bA	3105	CL7	C3D-C4D	-2.15	1.38	1.40
14	aA	3134	CL7	C3B-C2B	2.15	1.43	1.40
12	aA	3101	G9R	CHD-C4C	2.15	1.45	1.40
14	cB	816	CL7	CHD-C4C	-2.15	1.32	1.35
14	aA	3107	CL7	C2A-C1A	-2.15	1.47	1.50

Continued on next page...

Continued from previous page...

Mol	Chain	Res	Type	Atoms	Z	Observed(Å)	Ideal(Å)
14	cB	833	CL7	CBD-CGD	-2.15	1.45	1.52
14	bA	3133	CL7	OBB-CAB	2.15	1.28	1.21
14	aA	3109	CL7	OBB-CAB	2.15	1.28	1.21
14	bA	3125	CL7	OBB-CAB	2.14	1.28	1.21
14	aA	3121	CL7	CHD-C4C	-2.14	1.32	1.35
14	aA	3114	CL7	C3B-C2B	2.14	1.43	1.40
17	aB	3027	PQN	C12-C13	2.14	1.38	1.33
16	bA	3137	LHG	P-O3	2.14	1.68	1.59
14	cA	3121	CL7	C3A-C4A	-2.14	1.48	1.52
14	aA	3129	CL7	O2A-CGA	2.14	1.39	1.33
14	aB	3022	CL7	C3D-C4D	-2.14	1.38	1.40
14	bA	3121	CL7	C3D-C4D	-2.14	1.38	1.40
14	bA	3107	CL7	C3B-C2B	2.14	1.43	1.40
14	bB	831	CL7	C3A-C4A	-2.14	1.48	1.52
14	cA	3139	CL7	C3C-C2C	-2.14	1.32	1.36
14	aA	3119	CL7	C3B-CAB	-2.14	1.41	1.46
14	aB	3015	CL7	CMD-C2D	-2.13	1.47	1.51
14	bB	823	CL7	CHC-C1C	-2.13	1.32	1.35
14	aB	3019	CL7	C2A-C1A	-2.13	1.47	1.50
14	cA	3120	CL7	CHC-C1C	-2.13	1.32	1.35
14	aA	3109	CL7	C3D-C4D	-2.13	1.38	1.40
14	bA	3124	CL7	CMD-C2D	-2.13	1.47	1.51
14	aF	201	CL7	CBD-CHA	2.13	1.54	1.51
17	bB	828	PQN	C10-C5	2.13	1.44	1.40
14	cA	3133	CL7	C3A-C4A	-2.13	1.48	1.52
17	cB	828	PQN	C10-C5	2.13	1.44	1.40
14	bB	808	CL7	CMA-C3A	2.13	1.57	1.53
14	aB	3003	CL7	O1D-CGD	-2.13	1.15	1.21
14	cB	826	CL7	C3D-C2D	-2.13	1.35	1.39
14	cB	821	CL7	C2A-C1A	-2.13	1.48	1.52
14	bA	3108	CL7	OBB-CAB	2.13	1.28	1.21
14	bA	3121	CL7	O2D-CGD	-2.13	1.28	1.33
14	bA	3119	CL7	C1A-CHA	-2.13	1.29	1.38
14	aA	3141	CL7	CMD-C2D	-2.13	1.47	1.51
14	aA	3140	CL7	CMD-C2D	-2.13	1.47	1.51
14	aB	3031	CL7	O2D-CGD	-2.13	1.28	1.33
14	bA	3131	CL7	CHC-C1C	-2.13	1.32	1.35
14	cA	3141	CL7	O2A-C1	2.13	1.52	1.46
14	bJ	101	CL7	C3D-C4D	-2.13	1.38	1.40
14	bA	3129	CL7	CMD-C2D	-2.13	1.47	1.51
14	aA	3128	CL7	C3A-C2A	-2.12	1.48	1.54
14	bB	813	CL7	CMD-C2D	-2.12	1.47	1.51

Continued on next page...

Continued from previous page...

Mol	Chain	Res	Type	Atoms	Z	Observed(Å)	Ideal(Å)
14	aA	3121	CL7	O2D-CED	-2.12	1.40	1.45
14	bK	101	CL7	C3D-C4D	-2.12	1.38	1.40
14	bB	809	CL7	O2A-C1	2.12	1.52	1.46
16	cA	3137	LHG	P-O3	2.12	1.67	1.59
14	cF	201	CL7	CBD-CHA	2.12	1.54	1.51
14	bA	3121	CL7	C3A-C4A	-2.12	1.48	1.52
12	bA	3101	G9R	CHB-C4A	-2.12	1.33	1.37
14	bA	3121	CL7	C1C-NC	2.12	1.40	1.37
14	cB	808	CL7	CMA-C3A	2.12	1.57	1.53
14	aA	3123	CL7	O1D-CGD	-2.12	1.15	1.21
14	bB	827	CL7	CMB-C2B	-2.12	1.47	1.51
14	cB	808	CL7	C1C-NC	2.12	1.40	1.37
14	bA	3106	CL7	C2A-C1A	-2.12	1.47	1.50
14	bA	3107	CL7	CMD-C2D	-2.12	1.47	1.51
14	cA	3120	CL7	C2A-C1A	-2.12	1.47	1.50
14	bB	822	CL7	C1B-NB	2.12	1.37	1.35
14	cB	823	CL7	C3D-C4D	-2.12	1.38	1.40
14	aA	3128	CL7	C3B-C2B	2.12	1.43	1.40
14	cA	3132	CL7	O1D-CGD	-2.12	1.15	1.21
14	cA	3106	CL7	C2A-C1A	-2.12	1.47	1.50
14	aA	3131	CL7	O2D-CGD	-2.11	1.28	1.33
14	cA	3108	CL7	OBB-CAB	2.11	1.28	1.21
14	cB	819	CL7	O2D-CGD	-2.11	1.28	1.33
14	cB	806	CL7	CBD-CGD	-2.11	1.45	1.52
14	bA	3121	CL7	CBD-CGD	-2.11	1.45	1.52
14	aA	3130	CL7	OBB-CAB	2.11	1.28	1.21
14	aA	3109	CL7	O1D-CGD	-2.11	1.15	1.21
14	cA	3119	CL7	C1C-NC	2.11	1.40	1.37
14	aL	203	CL7	C3B-C2B	2.11	1.43	1.40
14	aA	3130	CL7	O2D-CGD	-2.11	1.28	1.33
14	bK	101	CL7	OBB-CAB	2.11	1.28	1.21
14	aA	3104	CL7	C3A-C4A	-2.11	1.48	1.52
14	bA	3117	CL7	CBD-CHA	2.11	1.54	1.51
14	bB	816	CL7	CMD-C2D	-2.11	1.47	1.51
14	cB	827	CL7	O2D-CGD	-2.11	1.28	1.33
14	cB	832	CL7	O2D-CGD	-2.11	1.28	1.33
14	aA	3123	CL7	C1C-NC	2.11	1.40	1.37
14	cB	827	CL7	CMC-C2C	-2.11	1.46	1.50
14	bB	817	CL7	C2A-C1A	-2.11	1.48	1.52
14	bA	3139	CL7	CMD-C2D	-2.11	1.47	1.51
14	cA	3119	CL7	CAA-CBA	-2.11	1.46	1.52
14	aB	3015	CL7	CHC-C1C	-2.11	1.32	1.35

Continued on next page...

Continued from previous page...

Mol	Chain	Res	Type	Atoms	Z	Observed(Å)	Ideal(Å)
14	aB	3002	CL7	C1C-NC	2.11	1.40	1.37
14	cA	3118	CL7	C3D-C4D	-2.11	1.38	1.40
14	bA	3105	CL7	CAC-C3C	-2.11	1.45	1.51
14	aB	3008	CL7	C1A-NA	-2.11	1.32	1.38
14	cB	814	CL7	C2A-C1A	-2.10	1.48	1.52
17	aA	3144	PQN	C7-C6	-2.10	1.34	1.38
14	aA	3107	CL7	C3B-C2B	2.10	1.43	1.40
14	cJ	101	CL7	CAA-C2A	-2.10	1.50	1.54
12	bA	3101	G9R	C1C-C2C	2.10	1.50	1.45
14	bA	3119	CL7	CAA-CBA	-2.10	1.46	1.52
14	aB	3015	CL7	CAA-C2A	2.10	1.58	1.54
14	bA	3124	CL7	CMC-C2C	-2.10	1.46	1.50
14	aA	3111	CL7	C2A-C1A	-2.10	1.48	1.52
14	cB	816	CL7	O2A-C1	2.10	1.52	1.46
14	aA	3121	CL7	CAA-C2A	-2.10	1.50	1.54
14	cA	3114	CL7	OBB-CAB	2.10	1.28	1.21
14	cB	819	CL7	O2D-CED	-2.10	1.40	1.45
14	aB	3008	CL7	C3C-C2C	-2.10	1.32	1.36
14	cB	820	CL7	C3D-C2D	-2.10	1.35	1.39
14	aA	3141	CL7	C3A-C4A	-2.10	1.48	1.52
14	bA	3107	CL7	OBB-CAB	2.10	1.28	1.21
14	bB	803	CL7	C1A-NA	-2.10	1.32	1.38
13	cB	805	PHO	CAA-C2A	2.09	1.58	1.54
14	bA	3142	CL7	C3D-C4D	-2.09	1.38	1.40
14	bB	807	CL7	O1D-CGD	-2.09	1.16	1.21
14	cJ	101	CL7	C3A-C4A	-2.09	1.48	1.52
16	cA	3137	LHG	O6-C4	-2.09	1.36	1.44
14	bB	821	CL7	OBB-CAB	2.09	1.28	1.21
14	bB	820	CL7	O1D-CGD	-2.09	1.16	1.21
14	cA	3111	CL7	C3B-C2B	2.09	1.43	1.40
14	aA	3108	CL7	C3D-C4D	-2.09	1.38	1.40
14	bA	3118	CL7	C3A-C4A	-2.09	1.48	1.52
14	cK	101	CL7	OBB-CAB	2.09	1.28	1.21
12	bA	3101	G9R	C1A-NA	-2.09	1.29	1.35
14	bB	821	CL7	C2A-C1A	-2.09	1.48	1.52
14	cL	204	CL7	C1C-NC	2.09	1.40	1.37
14	aB	3006	CL7	C3C-C2C	-2.08	1.32	1.36
14	cA	3122	CL7	C1C-NC	2.08	1.40	1.37
14	cA	3130	CL7	O2D-CGD	-2.08	1.28	1.33
14	bA	3121	CL7	OBB-CAB	2.08	1.28	1.21
14	aA	3134	CL7	OBB-CAB	2.08	1.28	1.21
14	cA	3121	CL7	CBD-CGD	-2.08	1.45	1.52

Continued on next page...

Continued from previous page...

Mol	Chain	Res	Type	Atoms	Z	Observed(Å)	Ideal(Å)
14	aB	3014	CL7	OBB-CAB	2.08	1.28	1.21
14	cA	3102	CL7	C1D-ND	2.08	1.37	1.35
14	cB	825	CL7	OBB-CAB	2.08	1.28	1.21
14	aA	3143	CL7	C3D-C4D	-2.08	1.38	1.40
14	cK	101	CL7	C3D-C4D	-2.08	1.38	1.40
14	cB	807	CL7	O1D-CGD	-2.08	1.16	1.21
14	bB	809	CL7	C1A-NA	-2.08	1.32	1.38
14	cB	826	CL7	O2D-CED	-2.08	1.40	1.45
14	bA	3121	CL7	C4B-NB	-2.08	1.33	1.35
14	cA	3110	CL7	O1D-CGD	-2.08	1.16	1.21
14	bB	827	CL7	CMC-C2C	-2.07	1.46	1.50
14	aB	3023	CL7	CHC-C1C	-2.07	1.32	1.35
14	cA	3102	CL7	MG-NA	-2.07	2.01	2.05
14	cB	816	CL7	C3B-C2B	2.07	1.43	1.40
14	aA	3125	CL7	CMC-C2C	-2.07	1.46	1.50
14	aA	3107	CL7	C3A-C4A	-2.07	1.48	1.52
14	cA	3129	CL7	C2A-C1A	-2.07	1.48	1.52
14	aA	3141	CL7	CHD-C4C	-2.07	1.32	1.35
14	bA	3142	CL7	O2D-CGD	-2.07	1.28	1.33
14	bA	3114	CL7	CBD-CGD	-2.07	1.45	1.52
17	bA	3143	PQN	C3-C4	-2.07	1.42	1.47
14	aB	3026	CL7	O2D-CGD	-2.07	1.28	1.33
14	cA	3123	CL7	C3A-C4A	-2.07	1.48	1.52
14	bA	3115	CL7	OBB-CAB	2.07	1.28	1.21
14	bB	810	CL7	C3D-C2D	-2.07	1.35	1.39
14	aA	3119	CL7	C1D-ND	2.07	1.37	1.35
14	bB	820	CL7	CMA-C3A	2.07	1.57	1.53
14	bA	3128	CL7	CBD-CGD	-2.07	1.45	1.52
14	bB	831	CL7	C3B-C2B	2.06	1.43	1.40
14	cB	822	CL7	C1B-NB	2.06	1.37	1.35
14	cB	818	CL7	C3D-C4D	-2.06	1.38	1.40
14	aA	3143	CL7	C3D-C2D	-2.06	1.35	1.39
12	aA	3101	G9R	O2A-C1	-2.06	1.40	1.46
14	bA	3133	CL7	C3A-C4A	-2.06	1.48	1.52
14	bA	3125	CL7	CAA-CBA	-2.06	1.46	1.52
14	aA	3142	CL7	C4C-NC	2.06	1.40	1.37
14	aA	3108	CL7	OBB-CAB	2.06	1.28	1.21
14	bA	3128	CL7	C1D-ND	-2.06	1.33	1.35
14	aB	3014	CL7	C3A-C4A	-2.06	1.48	1.52
14	bA	3128	CL7	CHC-C1C	2.06	1.38	1.35
14	cA	3115	CL7	OBB-CAB	2.06	1.28	1.21
14	cA	3125	CL7	OBB-CAB	2.06	1.28	1.21

Continued on next page...

Continued from previous page...

Mol	Chain	Res	Type	Atoms	Z	Observed(Å)	Ideal(Å)
14	bA	3116	CL7	O2D-CGD	-2.06	1.28	1.33
14	cA	3118	CL7	C1D-ND	2.06	1.37	1.35
14	bA	3108	CL7	C4C-NC	2.06	1.40	1.37
14	cB	819	CL7	CMB-C2B	-2.06	1.47	1.51
17	bA	3143	PQN	C10-C5	2.06	1.44	1.40
14	aB	3032	CL7	C3A-C4A	-2.06	1.48	1.52
14	cA	3127	CL7	CBA-CGA	-2.06	1.44	1.50
14	aB	3018	CL7	O2D-CED	-2.06	1.40	1.45
14	aB	3020	CL7	OBB-CAB	2.05	1.28	1.21
14	aB	3003	CL7	CBA-CGA	-2.05	1.44	1.50
14	aA	3126	CL7	CAA-CBA	-2.05	1.46	1.52
14	cA	3109	CL7	C2A-C1A	-2.05	1.48	1.52
14	cB	823	CL7	CHC-C1C	-2.05	1.32	1.35
14	aB	3005	CL7	CBD-CGD	-2.05	1.46	1.52
13	cB	805	PHO	CAC-C3C	-2.05	1.48	1.52
14	cB	823	CL7	C3A-C4A	-2.05	1.48	1.52
14	aA	3122	CL7	OBB-CAB	2.05	1.28	1.21
16	cA	3137	LHG	O7-C5	-2.05	1.41	1.46
14	bA	3106	CL7	CHD-C4C	-2.05	1.32	1.35
14	aB	3017	CL7	OBB-CAB	2.05	1.28	1.21
14	bB	816	CL7	C3B-C2B	2.05	1.43	1.40
14	aB	3014	CL7	CHC-C1C	-2.05	1.32	1.35
14	aA	3106	CL7	C4C-NC	2.05	1.40	1.37
14	bA	3122	CL7	O1D-CGD	-2.05	1.16	1.21
14	bB	819	CL7	C1A-NA	-2.05	1.32	1.38
14	cB	809	CL7	C3B-CAB	-2.05	1.41	1.46
14	cA	3128	CL7	C4B-CHC	-2.05	1.35	1.41
14	cA	3131	CL7	CHC-C1C	-2.05	1.32	1.35
14	cL	203	CL7	CMD-C2D	-2.04	1.47	1.51
14	bA	3142	CL7	CHD-C4C	-2.04	1.32	1.35
14	bB	820	CL7	C2A-C1A	-2.04	1.47	1.50
14	cB	810	CL7	CHD-C4C	-2.04	1.32	1.35
14	aB	3032	CL7	CAA-C2A	-2.04	1.50	1.54
14	aA	3116	CL7	OBB-CAB	2.04	1.28	1.21
14	bB	807	CL7	C3C-C2C	-2.04	1.32	1.36
14	bF	201	CL7	OBB-CAB	2.04	1.28	1.21
14	cA	3130	CL7	OBB-CAB	2.04	1.28	1.21
14	cB	809	CL7	C2A-C1A	-2.04	1.47	1.50
14	aA	3124	CL7	CBD-CGD	-2.04	1.46	1.52
14	cA	3125	CL7	CAA-CBA	-2.04	1.46	1.52
14	aA	3120	CL7	C1D-CHD	-2.04	1.35	1.41
14	cB	820	CL7	CMA-C3A	2.04	1.57	1.53

Continued on next page...

Continued from previous page...

Mol	Chain	Res	Type	Atoms	Z	Observed(Å)	Ideal(Å)
14	bA	3106	CL7	C3B-C2B	2.04	1.43	1.40
14	aB	3013	CL7	C3D-C4D	-2.04	1.38	1.40
14	aB	3018	CL7	C1A-NA	-2.03	1.32	1.38
14	aA	3140	CL7	C3C-C2C	-2.03	1.32	1.36
14	cB	809	CL7	C1A-NA	-2.03	1.32	1.38
14	bB	818	CL7	OBB-CAB	2.03	1.28	1.21
14	cA	3107	CL7	C3C-C2C	-2.03	1.32	1.36
14	bA	3121	CL7	CMB-C2B	-2.03	1.47	1.51
14	aA	3140	CL7	C1A-CHA	-2.03	1.29	1.38
13	aA	3102	PHO	C1C-NC	-2.03	1.32	1.38
14	bA	3125	CL7	CHC-C1C	-2.03	1.32	1.35
14	aA	3112	CL7	OBB-CAB	2.03	1.28	1.21
14	cA	3123	CL7	CAA-C2A	-2.03	1.50	1.54
14	cB	814	CL7	OBB-CAB	2.03	1.28	1.21
12	cA	3101	G9R	C2A-C1A	-2.03	1.48	1.51
14	bA	3130	CL7	O2D-CGD	-2.03	1.28	1.33
12	bA	3101	G9R	C2A-C1A	-2.03	1.48	1.51
14	cB	810	CL7	C1A-NA	-2.03	1.32	1.38
14	bA	3118	CL7	C3A-C2A	-2.03	1.52	1.54
14	aA	3117	CL7	O2D-CGD	-2.03	1.28	1.33
14	bA	3131	CL7	C2A-C1A	-2.03	1.48	1.52
14	cA	3116	CL7	C3A-C4A	-2.02	1.48	1.52
14	aB	3025	CL7	O2D-CED	-2.02	1.40	1.45
14	bB	818	CL7	C2A-C1A	-2.02	1.48	1.52
14	cA	3107	CL7	OBB-CAB	2.02	1.28	1.21
14	bA	3139	CL7	C1A-CHA	-2.02	1.29	1.38
17	aA	3144	PQN	C2-C1	-2.02	1.43	1.48
14	cB	803	CL7	C1A-NA	-2.02	1.33	1.38
14	cB	804	CL7	C3C-C2C	-2.02	1.32	1.36
14	cB	815	CL7	CHC-C1C	-2.02	1.32	1.35
14	cA	3119	CL7	O2A-C1	2.02	1.50	1.45
14	aB	3018	CL7	C3A-C4A	-2.02	1.48	1.52
14	aB	3019	CL7	CAA-C2A	-2.02	1.50	1.54
14	aF	201	CL7	OBB-CAB	2.02	1.28	1.21
14	cB	810	CL7	OBB-CAB	2.02	1.28	1.21
14	aA	3122	CL7	CBD-CGD	-2.02	1.46	1.52
14	cA	3123	CL7	C1A-NA	-2.02	1.33	1.38
14	cL	203	CL7	O2D-CGD	-2.02	1.28	1.33
14	bA	3141	CL7	C3C-C2C	-2.02	1.32	1.36
14	cB	804	CL7	CBA-CGA	-2.02	1.44	1.50
14	cL	203	CL7	C3D-C2D	-2.02	1.35	1.39
14	aB	3006	CL7	CAA-C2A	-2.02	1.50	1.54

Continued on next page...

Continued from previous page...

Mol	Chain	Res	Type	Atoms	Z	Observed(Å)	Ideal(Å)
14	aB	3024	CL7	CMD-C2D	-2.02	1.47	1.51
14	bA	3113	CL7	C3B-C2B	2.01	1.43	1.40
14	aB	3009	CL7	OBB-CAB	2.01	1.28	1.21
14	cA	3127	CL7	OBB-CAB	2.01	1.28	1.21
14	bA	3108	CL7	O1D-CGD	-2.01	1.16	1.21
14	aA	3133	CL7	O1D-CGD	-2.01	1.16	1.21
12	bA	3101	G9R	C3D-C2D	2.01	1.44	1.39
14	bF	201	CL7	C3A-C4A	-2.01	1.48	1.52
14	bA	3123	CL7	C3A-C4A	-2.01	1.48	1.52
14	aA	3131	CL7	OBB-CAB	2.01	1.28	1.21
14	aA	3133	CL7	C3A-C4A	-2.01	1.48	1.52
14	aB	3031	CL7	C3D-C2D	-2.01	1.35	1.39
14	aB	3010	CL7	C1C-NC	2.01	1.40	1.37
14	aA	3107	CL7	O2A-C1	2.01	1.51	1.46
14	bA	3103	CL7	CMD-C2D	-2.01	1.47	1.51
17	bB	828	PQN	C12-C13	2.01	1.37	1.33
14	cA	3121	CL7	O2D-CGD	-2.01	1.28	1.33
14	bB	814	CL7	OBB-CAB	2.01	1.28	1.21
14	cB	818	CL7	C2A-C1A	-2.01	1.48	1.52
14	bB	815	CL7	C3A-C4A	-2.01	1.48	1.52
14	bB	819	CL7	C3C-C2C	-2.01	1.32	1.36
14	aA	3142	CL7	O2A-C1	2.01	1.51	1.46
14	cB	832	CL7	CMB-C2B	-2.01	1.47	1.51
14	aB	3007	CL7	CAA-C2A	-2.01	1.50	1.54
14	cF	201	CL7	C3A-C4A	-2.01	1.48	1.52
14	aB	3026	CL7	C4D-ND	-2.01	1.33	1.35
14	cA	3122	CL7	C2A-C1A	-2.01	1.47	1.50
14	cL	204	CL7	C3D-C2D	-2.00	1.35	1.39
14	aB	3015	CL7	O2A-CGA	2.00	1.39	1.33
14	bB	833	CL7	C3B-C2B	2.00	1.43	1.40
14	bA	3145	CL7	OBB-CAB	2.00	1.28	1.21
14	aB	3021	CL7	CHD-C4C	-2.00	1.32	1.35
14	aB	3022	CL7	O1D-CGD	-2.00	1.16	1.21
14	aB	3012	CL7	CBD-CHA	2.00	1.54	1.51
14	aA	3125	CL7	CAA-C2A	-2.00	1.50	1.54
14	bB	832	CL7	C3D-C2D	-2.00	1.35	1.39
14	aB	3018	CL7	CMB-C2B	-2.00	1.47	1.51
14	cA	3132	CL7	CHD-C4C	-2.00	1.32	1.35
14	aA	3120	CL7	C1A-CHA	-2.00	1.29	1.38
14	cK	101	CL7	C2A-C1A	-2.00	1.48	1.52
14	bA	3109	CL7	OBB-CAB	2.00	1.28	1.21
14	bB	833	CL7	O1D-CGD	-2.00	1.16	1.21

Continued on next page...

Continued from previous page...

Mol	Chain	Res	Type	Atoms	Z	Observed(Å)	Ideal(Å)
14	bA	3133	CL7	C2A-C1A	-2.00	1.48	1.52
14	bA	3130	CL7	OBB-CAB	2.00	1.28	1.21
14	bB	804	CL7	C3A-C4A	-2.00	1.48	1.52
13	bB	805	PHO	CAA-C2A	2.00	1.58	1.54

All (2539) bond angle outliers are listed below:

Mol	Chain	Res	Type	Atoms	Z	Observed(°)	Ideal(°)
12	bA	3101	G9R	C1D-ND-C4D	-12.65	96.34	106.41
12	aA	3101	G9R	C1D-ND-C4D	-11.65	97.13	106.41
12	cA	3101	G9R	C1D-ND-C4D	-9.58	98.78	106.41
14	cA	3124	CL7	O2D-CGD-O1D	-9.45	105.36	123.84
14	cA	3119	CL7	C1A-NA-C4A	-9.09	100.80	106.30
14	bA	3124	CL7	O2D-CGD-O1D	-8.87	106.50	123.84
14	bA	3119	CL7	C1A-NA-C4A	-8.81	100.97	106.30
14	aA	3120	CL7	C1A-NA-C4A	-8.10	101.40	106.30
12	bA	3101	G9R	C2D-C1D-ND	7.86	115.90	110.10
14	cA	3123	CL7	O2D-CGD-CBD	7.83	125.19	111.27
14	bB	803	CL7	O2D-CGD-CBD	7.81	125.14	111.27
14	aA	3125	CL7	O2D-CGD-O1D	-7.65	108.88	123.84
14	cB	803	CL7	O2D-CGD-CBD	7.48	124.56	111.27
12	cA	3101	G9R	CHD-C4C-C3C	-7.40	109.46	124.49
14	cA	3125	CL7	O2D-CGD-O1D	-7.35	109.46	123.84
14	cA	3122	CL7	O2D-CGD-CBD	7.34	124.31	111.27
14	bA	3125	CL7	O2D-CGD-O1D	-7.31	109.54	123.84
14	aA	3124	CL7	O2D-CGD-CBD	7.16	124.00	111.27
12	aA	3101	G9R	CHD-C4C-C3C	-7.15	109.97	124.49
14	bA	3123	CL7	O2D-CGD-CBD	7.06	123.81	111.27
14	bB	820	CL7	O2D-CGD-CBD	7.01	123.73	111.27
14	aA	3123	CL7	O2D-CGD-CBD	6.99	123.69	111.27
14	bA	3122	CL7	O2D-CGD-CBD	6.99	123.69	111.27
14	bL	204	CL7	O2D-CGD-CBD	6.88	123.49	111.27
12	bA	3101	G9R	CHD-C4C-C3C	-6.87	110.54	124.49
14	aB	3019	CL7	O2D-CGD-CBD	6.85	123.45	111.27
13	aB	3004	PHO	CMC-C2C-C3C	6.76	137.68	124.94
14	bB	827	CL7	O2D-CGD-O1D	-6.73	110.68	123.84
14	aB	3002	CL7	O2D-CGD-CBD	6.72	123.21	111.27
14	cB	820	CL7	O2D-CGD-CBD	6.70	123.18	111.27
14	cB	809	CL7	OBD-CAD-CBD	-6.64	116.41	125.89
14	cA	3102	CL7	CHC-C1C-NC	-6.57	118.42	124.45
14	bB	809	CL7	OBD-CAD-CBD	-6.50	116.61	125.89
12	aA	3101	G9R	C2D-C1D-ND	6.45	114.86	110.10

Continued on next page...

Continued from previous page...

Mol	Chain	Res	Type	Atoms	Z	Observed(°)	Ideal(°)
14	aB	3008	CL7	OBD-CAD-CBD	-6.37	116.80	125.89
14	cB	819	CL7	O2D-CGD-CBD	6.36	122.58	111.27
14	cB	803	CL7	O2D-CGD-O1D	-6.36	111.40	123.84
14	cA	3124	CL7	C1-C2-C3	-6.36	115.05	126.04
14	aA	3103	CL7	O2D-CGD-CBD	6.35	122.55	111.27
14	aA	3103	CL7	OBD-CAD-CBD	-6.32	116.86	125.89
14	cA	3142	CL7	O2D-CGD-CBD	6.31	122.48	111.27
14	bA	3102	CL7	CHC-C1C-NC	-6.29	118.67	124.45
13	bB	805	PHO	CMC-C2C-C3C	6.27	136.76	124.94
12	aA	3101	G9R	C1C-C2C-C3C	-6.22	99.37	106.51
14	aA	3103	CL7	CHC-C1C-NC	-6.20	118.75	124.45
14	aB	3018	CL7	O2D-CGD-CBD	6.11	122.13	111.27
17	bA	3143	PQN	C14-C13-C15	6.11	125.55	115.27
14	bA	3142	CL7	O2D-CGD-CBD	6.11	122.12	111.27
14	cB	822	CL7	O2D-CGD-O1D	-6.09	111.92	123.84
14	bB	819	CL7	O2D-CGD-CBD	6.09	122.09	111.27
14	bB	816	CL7	C1-C2-C3	-6.09	116.90	126.75
14	bB	816	CL7	O2D-CGD-CBD	6.07	122.05	111.27
14	cA	3123	CL7	C4-C3-C5	-6.06	109.05	115.98
14	bL	204	CL7	O2D-CGD-O1D	-6.06	111.99	123.84
12	cA	3101	G9R	C2D-C1D-ND	6.02	114.54	110.10
14	cB	832	CL7	O2D-CGD-CBD	6.01	121.95	111.27
14	cB	811	CL7	O2D-CGD-CBD	6.01	121.95	111.27
14	bA	3125	CL7	C1-C2-C3	-5.99	115.68	126.04
14	bA	3121	CL7	CAA-C2A-C3A	-5.96	102.19	116.10
14	aB	3026	CL7	O2D-CGD-O1D	-5.96	112.19	123.84
13	cB	805	PHO	CMC-C2C-C3C	5.95	136.16	124.94
17	cA	3143	PQN	C14-C13-C15	5.93	125.25	115.27
14	bB	832	CL7	O2D-CGD-CBD	5.93	121.80	111.27
14	cA	3110	CL7	O2D-CGD-CBD	5.92	121.78	111.27
14	cB	803	CL7	OBD-CAD-CBD	-5.89	117.47	125.89
14	aA	3122	CL7	CAA-C2A-C3A	-5.89	102.35	116.10
14	cB	808	CL7	O2D-CGD-O1D	-5.86	112.39	123.84
14	aB	3015	CL7	O2D-CGD-CBD	5.85	121.66	111.27
14	cL	204	CL7	O2D-CGD-O1D	-5.84	112.41	123.84
14	cA	3125	CL7	C1-C2-C3	-5.84	115.94	126.04
14	cA	3121	CL7	CAA-C2A-C3A	-5.83	102.50	116.10
14	bB	803	CL7	OBD-CAD-CBD	-5.82	117.57	125.89
14	aA	3146	CL7	O2D-CGD-CBD	5.82	121.62	111.27
17	bB	828	PQN	C16-C15-C13	-5.82	98.20	113.45
17	cB	828	PQN	C16-C15-C13	-5.79	98.27	113.45
14	bB	803	CL7	O2D-CGD-O1D	-5.77	112.56	123.84

Continued on next page...

Continued from previous page...

Mol	Chain	Res	Type	Atoms	Z	Observed(°)	Ideal(°)
14	cA	3123	CL7	C1-C2-C3	-5.73	116.12	126.04
14	cL	204	CL7	O2D-CGD-CBD	5.73	121.45	111.27
14	aA	3106	CL7	OBD-CAD-CBD	-5.73	117.71	125.89
14	bB	808	CL7	O2D-CGD-O1D	-5.72	112.65	123.84
14	aL	203	CL7	O2D-CGD-O1D	-5.71	112.67	123.84
14	cB	810	CL7	O2D-CGD-CBD	5.70	121.40	111.27
14	bB	818	CL7	O2D-CGD-CBD	5.69	121.39	111.27
14	aB	3017	CL7	O2D-CGD-CBD	5.67	121.35	111.27
14	cA	3102	CL7	OBD-CAD-CBD	-5.66	117.80	125.89
14	cB	827	CL7	O2D-CGD-O1D	-5.65	112.80	123.84
14	aB	3031	CL7	O2D-CGD-CBD	5.61	121.23	111.27
14	aL	203	CL7	O2D-CGD-CBD	5.60	121.22	111.27
14	bL	203	CL7	O1D-CGD-CBD	-5.58	113.06	124.48
12	cA	3101	G9R	C1C-C2C-C3C	-5.58	100.10	106.51
14	bA	3120	CL7	O2D-CGD-CBD	5.57	121.16	111.27
14	cA	3140	CL7	O2D-CGD-CBD	5.56	121.14	111.27
14	aA	3132	CL7	O2D-CGD-CBD	5.55	121.13	111.27
14	cA	3126	CL7	O2D-CGD-CBD	5.54	121.10	111.27
14	cA	3141	CL7	O2D-CGD-CBD	5.52	121.08	111.27
14	bA	3102	CL7	O2D-CGD-CBD	5.51	121.06	111.27
14	bA	3102	CL7	OBD-CAD-CBD	-5.51	118.03	125.89
14	aA	3142	CL7	O2D-CGD-CBD	5.49	121.02	111.27
14	cB	816	CL7	O2D-CGD-CBD	5.47	120.99	111.27
14	bA	3140	CL7	O2D-CGD-CBD	5.47	120.98	111.27
14	cA	3122	CL7	OBD-CAD-C3D	-5.46	118.91	127.98
14	aA	3141	CL7	O2D-CGD-CBD	5.44	120.94	111.27
14	bA	3105	CL7	OBD-CAD-CBD	-5.44	118.13	125.89
14	bA	3102	CL7	C6-C5-C3	-5.43	99.22	113.45
14	aL	202	CL7	O1D-CGD-CBD	-5.40	113.43	124.48
14	aA	3143	CL7	O2D-CGD-CBD	5.36	120.79	111.27
14	cA	3102	CL7	O2D-CGD-CBD	5.33	120.73	111.27
12	bA	3101	G9R	O2A-CGA-O1A	-5.31	110.19	123.59
14	bA	3139	CL7	O2D-CGD-CBD	5.29	120.67	111.27
14	aB	3007	CL7	O2D-CGD-O1D	-5.28	113.51	123.84
17	aB	3027	PQN	C16-C15-C13	-5.27	99.63	113.45
14	cA	3120	CL7	O2D-CGD-CBD	5.27	120.63	111.27
14	aA	3125	CL7	C1-C2-C3	-5.26	116.95	126.04
12	bA	3101	G9R	O2A-CGA-CBA	5.24	128.36	111.91
14	cB	808	CL7	O2D-CGD-CBD	5.24	120.58	111.27
14	cA	3122	CL7	O1D-CGD-CBD	-5.23	113.79	124.48
14	bA	3141	CL7	O2D-CGD-CBD	5.22	120.54	111.27
12	bA	3101	G9R	C1C-C2C-C3C	-5.21	100.53	106.51

Continued on next page...

Continued from previous page...

Mol	Chain	Res	Type	Atoms	Z	Observed(°)	Ideal(°)
14	bB	833	CL7	O2D-CGD-CBD	5.18	120.47	111.27
14	cA	3116	CL7	O1D-CGD-CBD	-5.18	113.89	124.48
14	bB	823	CL7	O2D-CGD-CBD	5.17	120.46	111.27
12	cA	3101	G9R	CMB-C2B-C1B	5.17	136.41	128.46
14	bA	3125	CL7	O1D-CGD-CBD	-5.17	113.91	124.48
14	bA	3114	CL7	C1-C2-C3	-5.16	117.12	126.04
14	cB	823	CL7	O2D-CGD-CBD	5.16	120.43	111.27
14	aA	3140	CL7	O2D-CGD-CBD	5.15	120.42	111.27
14	bA	3122	CL7	C1-C2-C3	-5.14	118.44	126.75
12	aA	3101	G9R	O2A-CGA-O1A	-5.14	110.62	123.59
14	aB	3007	CL7	O2D-CGD-CBD	5.14	120.39	111.27
14	bB	804	CL7	O2D-CGD-CBD	5.13	120.39	111.27
12	bA	3101	G9R	CMB-C2B-C1B	5.12	136.34	128.46
14	bA	3121	CL7	O2D-CGD-CBD	5.12	120.37	111.27
12	aA	3101	G9R	C1-C2-C3	-5.12	117.19	126.04
14	aB	3016	CL7	O2D-CGD-CBD	5.11	120.36	111.27
13	aB	3004	PHO	CMB-C2B-C3B	5.11	134.24	124.68
14	bB	822	CL7	O2D-CGD-CBD	5.10	120.34	111.27
14	aB	3021	CL7	O2D-CGD-CBD	5.10	120.33	111.27
14	aA	3123	CL7	O1D-CGD-CBD	-5.10	114.05	124.48
14	cA	3132	CL7	C1A-NA-C4A	-5.10	103.22	106.30
14	aL	203	CL7	O2A-CGA-O1A	-5.09	110.74	123.59
13	bB	801	PHO	C1-C2-C3	-5.09	117.24	126.04
14	bA	3102	CL7	C1-C2-C3	-5.09	117.24	126.04
14	cA	3125	CL7	O2D-CGD-CBD	5.05	120.24	111.27
14	bB	804	CL7	C1-C2-C3	-5.04	117.33	126.04
14	aA	3122	CL7	O2D-CGD-CBD	5.04	120.22	111.27
14	cA	3140	CL7	O2D-CGD-O1D	-5.02	114.02	123.84
14	aB	3030	CL7	O2D-CGD-CBD	5.02	120.18	111.27
14	cA	3105	CL7	CAA-C2A-C3A	-5.01	104.41	116.10
13	cB	805	PHO	CMB-C2B-C3B	5.00	134.04	124.68
14	cA	3105	CL7	OBD-CAD-CBD	-4.98	118.78	125.89
14	bA	3122	CL7	OBD-CAD-C3D	-4.98	119.72	127.98
14	cA	3129	CL7	CAA-C2A-C3A	-4.97	104.50	116.10
14	aB	3032	CL7	O2D-CGD-CBD	4.97	120.10	111.27
12	cA	3101	G9R	O2A-CGA-O1A	-4.97	111.05	123.59
13	aB	3004	PHO	O2D-CGD-CBD	4.96	117.28	111.00
14	aA	3133	CL7	C1A-NA-C4A	-4.95	103.31	106.30
14	cA	3131	CL7	O2D-CGD-CBD	4.95	120.06	111.27
14	bA	3105	CL7	CAA-C2A-C3A	-4.95	104.55	116.10
14	aB	3026	CL7	OBD-CAD-CBD	-4.95	118.83	125.89
14	aB	3031	CL7	O2D-CGD-O1D	-4.94	114.18	123.84

Continued on next page...

Continued from previous page...

Mol	Chain	Res	Type	Atoms	Z	Observed(°)	Ideal(°)
14	cB	822	CL7	O2D-CGD-CBD	4.94	120.04	111.27
12	bA	3101	G9R	C3D-C2D-C1D	-4.94	99.10	105.83
14	cL	205	CL7	O2D-CGD-CBD	4.93	120.03	111.27
14	bL	204	CL7	O2A-CGA-O1A	-4.92	111.17	123.59
14	cL	203	CL7	O1D-CGD-CBD	-4.92	114.42	124.48
14	cA	3127	CL7	O2D-CGD-CBD	4.92	120.01	111.27
14	bB	817	CL7	O2D-CGD-CBD	4.91	119.99	111.27
14	aB	3022	CL7	O2D-CGD-CBD	4.90	119.98	111.27
13	cB	805	PHO	O2D-CGD-CBD	4.90	117.21	111.00
14	bA	3122	CL7	O1D-CGD-CBD	-4.90	114.45	124.48
13	aA	3102	PHO	C1-C2-C3	-4.90	117.57	126.04
14	bA	3131	CL7	O2D-CGD-CBD	4.89	119.95	111.27
14	bA	3133	CL7	C3A-C4A-CHB	-4.88	116.45	123.70
14	aB	3010	CL7	O2D-CGD-CBD	4.88	119.94	111.27
14	cB	818	CL7	O2D-CGD-CBD	4.87	119.92	111.27
14	cB	804	CL7	O2D-CGD-CBD	4.86	119.90	111.27
14	bA	3127	CL7	O2D-CGD-CBD	4.85	119.89	111.27
14	aB	3025	CL7	C4-C3-C2	-4.84	111.25	123.68
14	aB	3009	CL7	O2D-CGD-CBD	4.83	119.86	111.27
14	cA	3116	CL7	C1-C2-C3	-4.83	117.69	126.04
14	aB	3003	CL7	O2D-CGD-CBD	4.83	119.85	111.27
14	aA	3109	CL7	O2D-CGD-CBD	4.83	119.84	111.27
17	aA	3144	PQN	C14-C13-C15	4.82	123.39	115.27
14	bA	3125	CL7	O2D-CGD-CBD	4.82	119.84	111.27
12	aA	3101	G9R	C3D-C2D-C1D	-4.82	99.25	105.83
14	bB	808	CL7	O2D-CGD-CBD	4.82	119.83	111.27
13	cB	801	PHO	C4A-C3A-C2A	-4.80	98.27	102.84
14	aA	3111	CL7	O2D-CGD-CBD	4.80	119.80	111.27
14	aA	3103	CL7	C6-C5-C3	-4.80	100.86	113.45
14	bA	3110	CL7	O2D-CGD-CBD	4.80	119.80	111.27
14	cA	3121	CL7	O2D-CGD-CBD	4.80	119.79	111.27
14	cA	3139	CL7	O2D-CGD-CBD	4.78	119.75	111.27
13	cB	805	PHO	C4A-C3A-C2A	-4.78	98.30	102.84
14	aA	3126	CL7	O2D-CGD-O1D	-4.77	114.51	123.84
14	bB	809	CL7	O2D-CGD-CBD	4.77	119.74	111.27
13	bB	805	PHO	CMB-C2B-C3B	4.77	133.60	124.68
14	aA	3129	CL7	CAC-C3C-C2C	-4.76	119.38	127.53
14	bA	3108	CL7	O2D-CGD-CBD	4.76	119.73	111.27
14	bB	811	CL7	O2D-CGD-CBD	4.75	119.72	111.27
14	cB	833	CL7	O2D-CGD-CBD	4.75	119.70	111.27
14	cB	827	CL7	CMD-C2D-C1D	-4.74	121.18	128.46
14	aB	3003	CL7	C1-C2-C3	-4.73	117.86	126.04

Continued on next page...

Continued from previous page...

Mol	Chain	Res	Type	Atoms	Z	Observed(°)	Ideal(°)
14	cL	203	CL7	O2D-CGD-O1D	-4.73	114.59	123.84
14	aA	3121	CL7	C3A-C4A-CHB	-4.73	116.68	123.70
14	bA	3133	CL7	CAA-C2A-C3A	-4.73	105.07	116.10
14	cB	804	CL7	C1-C2-C3	-4.72	117.88	126.04
14	aA	3128	CL7	O2D-CGD-CBD	4.71	119.64	111.27
13	cB	801	PHO	C1-C2-C3	-4.71	117.90	126.04
14	bA	3128	CL7	CAC-C3C-C2C	-4.70	119.48	127.53
14	cA	3123	CL7	O2D-CGD-O1D	-4.70	114.66	123.84
14	bB	827	CL7	CMD-C2D-C1D	-4.69	121.25	128.46
14	cA	3129	CL7	O2D-CGD-O1D	-4.69	114.66	123.84
14	cA	3104	CL7	O2D-CGD-CBD	4.69	119.60	111.27
14	bB	803	CL7	C3A-C4A-CHB	-4.68	116.76	123.70
14	bA	3129	CL7	O2D-CGD-O1D	-4.67	114.70	123.84
14	aA	3105	CL7	O2D-CGD-CBD	4.66	119.55	111.27
14	cA	3127	CL7	O1D-CGD-CBD	-4.66	114.96	124.48
14	bB	804	CL7	CHC-C1C-NC	-4.65	120.18	124.45
14	aA	3123	CL7	O2D-CGD-O1D	-4.65	114.75	123.84
14	aB	3008	CL7	O2D-CGD-CBD	4.65	119.52	111.27
14	cB	809	CL7	O2D-CGD-CBD	4.64	119.52	111.27
12	aA	3101	G9R	O2A-CGA-CBA	4.64	126.47	111.91
14	cA	3114	CL7	C1-C2-C3	-4.63	118.03	126.04
14	cA	3102	CL7	C6-C5-C3	-4.63	101.31	113.45
14	cB	817	CL7	O2D-CGD-CBD	4.61	119.46	111.27
14	aB	3015	CL7	C3A-C4A-CHB	-4.61	116.86	123.70
14	cL	204	CL7	O2A-CGA-O1A	-4.61	111.96	123.59
14	aA	3126	CL7	O2D-CGD-CBD	4.61	119.45	111.27
14	bB	824	CL7	O2D-CGD-CBD	4.60	119.45	111.27
14	bA	3127	CL7	O1D-CGD-CBD	-4.60	115.08	124.48
14	aA	3106	CL7	CAA-C2A-C3A	-4.60	105.37	116.10
12	cA	3101	G9R	C4C-C3C-C2C	-4.59	101.70	106.78
14	cA	3102	CL7	O2D-CGD-O1D	-4.59	114.87	123.84
14	cA	3133	CL7	CAA-C2A-C3A	-4.57	105.44	116.10
14	bA	3107	CL7	O2D-CGD-CBD	4.57	119.38	111.27
14	bA	3116	CL7	O1D-CGD-CBD	-4.56	115.15	124.48
14	bA	3132	CL7	C6-C5-C3	-4.56	101.51	113.45
14	bA	3145	CL7	O2D-CGD-CBD	4.55	119.36	111.27
14	bA	3123	CL7	O2D-CGD-O1D	-4.54	114.95	123.84
14	cA	3125	CL7	C7-C6-C5	-4.54	101.02	113.36
14	cA	3132	CL7	OBD-CAD-CBD	-4.54	119.41	125.89
14	bA	3124	CL7	C1-C2-C3	-4.54	118.20	126.04
13	aA	3102	PHO	C4A-C3A-C2A	-4.53	98.53	102.84
14	bB	815	CL7	OBD-CAD-CBD	-4.52	119.43	125.89

Continued on next page...

Continued from previous page...

Mol	Chain	Res	Type	Atoms	Z	Observed(°)	Ideal(°)
14	cA	3132	CL7	O1A-CGA-CBA	-4.52	106.09	123.73
14	bA	3104	CL7	O2D-CGD-CBD	4.52	119.30	111.27
14	aA	3123	CL7	OBD-CAD-C3D	-4.52	120.48	127.98
14	bA	3122	CL7	O2D-CGD-O1D	-4.52	115.01	123.84
14	aA	3133	CL7	O1A-CGA-CBA	-4.51	106.14	123.73
14	aA	3128	CL7	O1D-CGD-CBD	-4.51	115.26	124.48
14	cB	803	CL7	CHC-C1C-NC	-4.51	120.31	124.45
19	cB	830	LMG	C1-O6-C5	-4.50	104.85	113.69
14	bA	3140	CL7	C6-C5-C3	-4.50	101.65	113.45
14	cA	3132	CL7	C6-C5-C3	-4.50	101.66	113.45
12	bA	3101	G9R	O2D-CGD-O1D	-4.50	115.05	123.84
14	aB	3003	CL7	CHC-C1C-NC	-4.50	120.32	124.45
14	bB	803	CL7	CHC-C1C-NC	-4.50	120.32	124.45
14	cA	3122	CL7	O2D-CGD-O1D	-4.49	115.06	123.84
14	bA	3132	CL7	O1A-CGA-CBA	-4.49	106.22	123.73
14	cB	824	CL7	O2D-CGD-CBD	4.49	119.24	111.27
14	cA	3139	CL7	O2D-CGD-O1D	-4.48	115.07	123.84
14	cA	3128	CL7	CAC-C3C-C2C	-4.48	119.87	127.53
13	bB	801	PHO	C4A-C3A-C2A	-4.47	98.59	102.84
14	cB	815	CL7	O2D-CGD-CBD	4.46	119.19	111.27
14	bB	808	CL7	O1D-CGD-CBD	-4.45	115.38	124.48
14	cB	808	CL7	O1D-CGD-CBD	-4.45	115.39	124.48
14	aB	3007	CL7	C3A-C4A-CHB	-4.44	117.10	123.70
14	bB	831	CL7	O2D-CGD-CBD	4.44	119.16	111.27
12	cA	3101	G9R	CAA-C2A-C3A	-4.44	100.62	112.78
14	aL	202	CL7	O2D-CGD-O1D	-4.44	115.16	123.84
14	cB	832	CL7	O2D-CGD-O1D	-4.44	115.17	123.84
14	cA	3106	CL7	C1-C2-C3	-4.43	118.39	126.04
14	bL	203	CL7	O2D-CGD-O1D	-4.43	115.18	123.84
14	bB	810	CL7	C1A-NA-C4A	-4.42	103.62	106.30
14	cA	3108	CL7	O2D-CGD-CBD	4.42	119.13	111.27
14	cA	3132	CL7	O2D-CGD-CBD	4.42	119.13	111.27
14	aB	3015	CL7	O1D-CGD-CBD	-4.42	115.44	124.48
17	cA	3143	PQN	C11-C12-C13	-4.42	119.44	126.79
14	cA	3129	CL7	OBD-CAD-C3D	-4.41	120.65	127.98
13	aB	3004	PHO	C1-C2-C3	-4.41	118.42	126.04
14	cB	815	CL7	OBD-CAD-CBD	-4.41	119.60	125.89
14	cB	804	CL7	CHC-C1C-NC	-4.40	120.41	124.45
14	bA	3123	CL7	O2A-CGA-O1A	-4.39	112.50	123.59
14	aA	3115	CL7	C1-C2-C3	-4.38	118.46	126.04
17	bA	3143	PQN	C11-C12-C13	-4.38	119.51	126.79
14	aB	3006	CL7	O2D-CGD-CBD	4.37	119.03	111.27

Continued on next page...

Continued from previous page...

Mol	Chain	Res	Type	Atoms	Z	Observed(°)	Ideal(°)
14	aB	3014	CL7	O2D-CGD-CBD	4.37	119.03	111.27
14	bA	3132	CL7	C1A-NA-C4A	-4.36	103.66	106.30
14	aB	3002	CL7	OBD-CAD-CBD	-4.36	119.67	125.89
14	aB	3023	CL7	O2D-CGD-CBD	4.35	119.00	111.27
14	bB	815	CL7	O2D-CGD-CBD	4.35	118.99	111.27
14	bB	820	CL7	C3A-C4A-CHB	-4.35	117.25	123.70
12	cA	3101	G9R	C3D-C4D-ND	4.35	117.27	110.24
14	cA	3127	CL7	C3A-C2A-C1A	4.34	107.84	101.34
14	aA	3121	CL7	C1-C2-C3	-4.33	118.56	126.04
14	cA	3114	CL7	C1A-NA-C4A	-4.32	103.69	106.30
14	aA	3103	CL7	C1-C2-C3	-4.32	118.57	126.04
14	cA	3119	CL7	O2D-CGD-CBD	4.32	118.95	111.27
12	cA	3101	G9R	C3D-C2D-C1D	-4.31	99.95	105.83
14	aA	3129	CL7	O2D-CGD-O1D	-4.31	115.41	123.84
14	bA	3106	CL7	C1-C2-C3	-4.31	118.58	126.04
14	bA	3139	CL7	O2D-CGD-O1D	-4.31	115.42	123.84
14	aA	3121	CL7	O2D-CGD-CBD	4.31	118.92	111.27
14	bB	822	CL7	O2D-CGD-O1D	-4.29	115.45	123.84
14	bA	3106	CL7	C3A-C4A-CHB	-4.29	117.34	123.70
14	cB	806	CL7	O2D-CGD-CBD	4.28	118.87	111.27
14	aB	3021	CL7	O2D-CGD-O1D	-4.27	115.48	123.84
14	bB	814	CL7	O2D-CGD-CBD	4.27	118.86	111.27
14	bA	3119	CL7	C3D-CAD-CBD	4.27	113.23	107.61
14	bB	827	CL7	O2D-CGD-CBD	4.26	118.85	111.27
14	cB	827	CL7	OBD-CAD-CBD	-4.26	119.81	125.89
14	bA	3118	CL7	C3A-C4A-CHB	-4.26	117.38	123.70
14	aB	3006	CL7	O2D-CGD-O1D	-4.26	115.52	123.84
12	bA	3101	G9R	CAA-C2A-C3A	-4.26	101.12	112.78
14	aA	3130	CL7	CMC-C2C-C1C	-4.25	117.21	124.71
14	aB	3013	CL7	O2D-CGD-CBD	4.25	118.83	111.27
14	bB	826	CL7	C4-C3-C2	-4.25	112.78	123.68
14	aA	3120	CL7	O2D-CGD-CBD	4.25	118.81	111.27
14	bA	3124	CL7	O2D-CGD-CBD	4.24	118.81	111.27
14	aA	3108	CL7	O2D-CGD-CBD	4.24	118.80	111.27
14	cB	823	CL7	O1D-CGD-CBD	-4.23	115.82	124.48
12	cA	3101	G9R	O2A-CGA-CBA	4.23	125.19	111.91
13	bB	805	PHO	CMD-C2D-C3D	4.23	132.59	124.68
14	cB	814	CL7	O2D-CGD-CBD	4.22	118.76	111.27
14	aL	204	CL7	O2D-CGD-CBD	4.22	118.76	111.27
14	bA	3142	CL7	O2D-CGD-O1D	-4.22	115.60	123.84
14	aA	3117	CL7	O1D-CGD-CBD	-4.21	115.86	124.48
14	aB	3016	CL7	C3A-C4A-CHB	-4.21	117.45	123.70

Continued on next page...

Continued from previous page...

Mol	Chain	Res	Type	Atoms	Z	Observed(°)	Ideal(°)
14	bB	832	CL7	C1A-NA-C4A	-4.20	103.76	106.30
14	bA	3118	CL7	CAA-C2A-C3A	-4.20	106.30	116.10
14	bA	3133	CL7	O2D-CGD-CBD	4.19	118.72	111.27
14	bB	827	CL7	C2C-C1C-NC	4.18	113.19	110.10
14	aA	3115	CL7	C1A-NA-C4A	-4.18	103.77	106.30
14	cB	831	CL7	O2D-CGD-CBD	4.18	118.70	111.27
14	bB	808	CL7	O2A-CGA-O1A	-4.18	113.04	123.59
14	cA	3113	CL7	CHC-C1C-NC	-4.18	120.62	124.45
14	aB	3007	CL7	O1D-CGD-CBD	-4.17	115.94	124.48
12	aA	3101	G9R	C4C-C3C-C2C	-4.17	102.17	106.78
14	bA	3112	CL7	O2D-CGD-CBD	4.17	118.68	111.27
14	bA	3125	CL7	C7-C6-C5	-4.16	102.06	113.36
14	cB	808	CL7	O2A-CGA-O1A	-4.16	113.09	123.59
14	cA	3133	CL7	C3A-C4A-CHB	-4.16	117.53	123.70
14	cL	203	CL7	O2D-CGD-CBD	4.15	118.65	111.27
13	cB	805	PHO	CMD-C2D-C3D	4.15	132.45	124.68
14	cA	3141	CL7	OBD-CAD-CBD	-4.15	119.96	125.89
14	aB	3002	CL7	CHC-C1C-NC	-4.15	120.64	124.45
14	cA	3112	CL7	C3A-C4A-CHB	-4.15	117.54	123.70
14	bA	3124	CL7	C1-O2A-CGA	-4.14	105.57	116.44
14	aB	3025	CL7	C5-C3-C2	-4.14	112.73	121.12
14	cA	3114	CL7	O1D-CGD-CBD	-4.14	116.01	124.48
14	aA	3134	CL7	C3A-C4A-CHB	-4.14	117.56	123.70
14	aL	203	CL7	C1-C2-C3	-4.13	118.89	126.04
14	aA	3129	CL7	OBD-CAD-CBD	-4.13	119.99	125.89
14	cA	3102	CL7	C3A-C4A-CHB	-4.13	117.57	123.70
14	bA	3132	CL7	O2D-CGD-CBD	4.13	118.61	111.27
13	aB	3004	PHO	CMD-C2D-C3D	4.13	132.40	124.68
14	bK	101	CL7	C1A-NA-C4A	-4.13	103.80	106.30
14	bF	201	CL7	CAA-C2A-C3A	-4.12	106.49	116.10
14	bB	810	CL7	O2D-CGD-CBD	4.12	118.59	111.27
14	aF	201	CL7	C3A-C4A-CHB	-4.12	117.59	123.70
19	bB	830	LMG	C1-O6-C5	-4.12	105.61	113.69
14	cA	3129	CL7	CMC-C2C-C1C	-4.12	117.46	124.71
14	bB	807	CL7	O2D-CGD-O1D	-4.11	115.79	123.84
14	aB	3026	CL7	CMD-C2D-C1D	-4.11	122.15	128.46
14	aB	3022	CL7	O1D-CGD-CBD	-4.10	116.09	124.48
14	cB	826	CL7	C4-C3-C2	-4.10	113.16	123.68
14	aA	3117	CL7	C1-C2-C3	-4.10	118.95	126.04
14	cF	201	CL7	C3A-C4A-CHB	-4.10	117.62	123.70
14	bL	205	CL7	O2D-CGD-CBD	4.10	118.55	111.27
14	bB	817	CL7	C3A-C4A-CHB	-4.09	117.62	123.70

Continued on next page...

Continued from previous page...

Mol	Chain	Res	Type	Atoms	Z	Observed(°)	Ideal(°)
14	cA	3123	CL7	O1A-CGA-CBA	-4.09	107.79	123.73
14	bA	3141	CL7	OBD-CAD-CBD	-4.08	120.06	125.89
14	aF	201	CL7	CAA-C2A-C3A	-4.08	106.58	116.10
14	aA	3113	CL7	C3A-C4A-CHB	-4.08	117.65	123.70
14	bA	3102	CL7	O2D-CGD-O1D	-4.08	115.86	123.84
14	cA	3144	CL7	O2D-CGD-CBD	4.08	118.52	111.27
14	bA	3105	CL7	C3A-C4A-CHB	-4.08	117.65	123.70
13	cB	805	PHO	C1-C2-C3	-4.08	119.00	126.04
14	bA	3123	CL7	C1-C2-C3	-4.07	119.00	126.04
14	aA	3132	CL7	CAA-C2A-C3A	-4.07	106.59	116.10
14	aA	3124	CL7	C3A-C2A-C1A	4.07	107.44	101.34
14	cA	3108	CL7	C3A-C4A-CHB	-4.07	117.66	123.70
14	cA	3127	CL7	CBA-CAA-C2A	-4.06	101.88	113.86
14	cA	3133	CL7	O2D-CGD-CBD	4.06	118.47	111.27
14	aA	3124	CL7	O2D-CGD-O1D	-4.05	115.91	123.84
14	aA	3131	CL7	O2D-CGD-CBD	4.05	118.47	111.27
14	aA	3113	CL7	O2D-CGD-CBD	4.05	118.47	111.27
14	cB	819	CL7	O2A-CGA-O1A	-4.05	113.37	123.59
14	bA	3129	CL7	O2D-CGD-CBD	4.05	118.46	111.27
14	bA	3119	CL7	O2D-CGD-CBD	4.05	118.46	111.27
14	bB	827	CL7	O2A-CGA-O1A	-4.04	113.39	123.59
14	cA	3130	CL7	O2D-CGD-CBD	4.04	118.45	111.27
14	cA	3102	CL7	C1-C2-C3	-4.04	119.06	126.04
14	bL	203	CL7	C3A-C4A-CHB	-4.03	117.72	123.70
14	aB	3009	CL7	O1D-CGD-CBD	-4.03	116.24	124.48
14	cB	810	CL7	CMD-C2D-C1D	-4.02	122.28	128.46
14	aA	3134	CL7	O2D-CGD-CBD	4.02	118.41	111.27
14	cB	810	CL7	C1A-NA-C4A	-4.02	103.87	106.30
14	cA	3141	CL7	C3A-C4A-CHB	-4.02	117.74	123.70
14	cB	823	CL7	O2D-CGD-O1D	-4.02	115.99	123.84
14	cA	3117	CL7	C3A-C4A-CHB	-4.01	117.74	123.70
14	bA	3113	CL7	OBD-CAD-CBD	-4.01	120.16	125.89
14	cA	3125	CL7	O1D-CGD-CBD	-4.01	116.28	124.48
14	cA	3106	CL7	C3A-C4A-CHB	-4.01	117.75	123.70
14	bA	3112	CL7	C3A-C4A-CHB	-4.00	117.76	123.70
14	bA	3128	CL7	C6-C5-C3	-4.00	102.96	113.45
14	bA	3130	CL7	O2D-CGD-CBD	4.00	118.37	111.27
14	bB	823	CL7	O1D-CGD-CBD	-4.00	116.31	124.48
12	aA	3101	G9R	CMB-C2B-C1B	3.99	134.60	128.46
14	cB	822	CL7	CAA-C2A-C3A	-3.99	106.78	116.10
14	aA	3124	CL7	C3A-C4A-CHB	-3.99	117.78	123.70
14	bA	3120	CL7	C1-C2-C3	-3.99	119.14	126.04

Continued on next page...

Continued from previous page...

Mol	Chain	Res	Type	Atoms	Z	Observed(°)	Ideal(°)
14	cA	3119	CL7	C3D-CAD-CBD	3.99	112.86	107.61
14	aB	3019	CL7	C1-C2-C3	-3.99	119.14	126.04
14	cB	820	CL7	C1-C2-C3	-3.99	119.15	126.04
14	cA	3113	CL7	OBD-CAD-CBD	-3.98	120.21	125.89
14	aL	202	CL7	O2D-CGD-CBD	3.98	118.34	111.27
14	bB	823	CL7	O2D-CGD-O1D	-3.98	116.07	123.84
14	aA	3119	CL7	C3A-C4A-CHB	-3.97	117.80	123.70
14	cA	3142	CL7	C3A-C4A-CHB	-3.97	117.81	123.70
14	cA	3122	CL7	C1-C2-C3	-3.97	120.33	126.75
14	cB	808	CL7	C3A-C4A-CHB	-3.97	117.81	123.70
14	bA	3113	CL7	CHC-C1C-NC	-3.96	120.81	124.45
14	cB	806	CL7	OBD-CAD-C3D	-3.96	121.41	127.98
14	aB	3002	CL7	O1D-CGD-CBD	-3.96	116.38	124.48
14	aA	3117	CL7	O2D-CGD-CBD	3.96	118.30	111.27
12	bA	3101	G9R	C1-C2-C3	-3.95	119.20	126.04
14	aA	3130	CL7	CMD-C2D-C1D	-3.95	122.39	128.46
14	cB	816	CL7	C1-C2-C3	-3.95	120.36	126.75
14	aB	3010	CL7	C3A-C4A-CHB	-3.95	117.84	123.70
14	bA	3117	CL7	C3A-C4A-CHB	-3.95	117.84	123.70
14	bB	827	CL7	OBD-CAD-CBD	-3.94	120.26	125.89
14	bB	810	CL7	O1D-CGD-CBD	-3.94	116.42	124.48
14	cA	3113	CL7	OBD-CAD-C3D	-3.94	121.44	127.98
14	bB	820	CL7	O1D-CGD-CBD	-3.94	116.42	124.48
14	bA	3132	CL7	OBD-CAD-CBD	-3.94	120.27	125.89
14	bA	3106	CL7	CAA-C2A-C3A	-3.94	101.99	112.78
14	aA	3133	CL7	C6-C5-C3	-3.94	103.13	113.45
14	cA	3140	CL7	O2A-CGA-O1A	-3.94	113.66	123.59
14	aB	3026	CL7	O2A-CGA-O1A	-3.93	113.66	123.59
14	cB	827	CL7	CAC-C3C-C2C	-3.93	120.81	127.53
14	bB	819	CL7	O2A-CGA-O1A	-3.93	113.68	123.59
14	aB	3018	CL7	O2A-CGA-O1A	-3.93	113.68	123.59
14	cA	3128	CL7	O2D-CGD-CBD	3.92	118.24	111.27
14	aA	3133	CL7	O2D-CGD-CBD	3.92	118.23	111.27
14	bB	832	CL7	O2A-CGA-O1A	-3.92	113.70	123.59
14	aA	3126	CL7	C1-C2-C3	-3.92	119.27	126.04
14	cA	3118	CL7	C3A-C4A-CHB	-3.92	117.89	123.70
14	aB	3025	CL7	C6-C7-C8	-3.92	103.26	115.92
14	cB	803	CL7	C3A-C4A-CHB	-3.92	117.89	123.70
14	aB	3018	CL7	C6-C5-C3	-3.92	103.19	113.45
14	cF	201	CL7	CAA-C2A-C3A	-3.91	106.97	116.10
14	aB	3023	CL7	O2A-CGA-O1A	-3.91	113.72	123.59
14	aA	3107	CL7	C3A-C4A-CHB	-3.91	117.90	123.70

Continued on next page...

Continued from previous page...

Mol	Chain	Res	Type	Atoms	Z	Observed(°)	Ideal(°)
13	aA	3102	PHO	CMD-C2D-C3D	3.90	131.97	124.68
14	bA	3116	CL7	O2D-CGD-CBD	3.89	118.19	111.27
14	cA	3105	CL7	C3A-C4A-CHB	-3.89	117.92	123.70
12	aA	3101	G9R	C3C-C4C-NC	3.89	116.32	110.28
13	bB	805	PHO	O2D-CGD-CBD	3.89	115.93	111.00
14	bA	3113	CL7	OBD-CAD-C3D	-3.89	121.52	127.98
14	bA	3114	CL7	C1-O2A-CGA	-3.89	106.23	116.44
14	aB	3019	CL7	C3A-C4A-CHB	-3.89	117.92	123.70
14	aA	3109	CL7	C1A-NA-C4A	-3.89	103.95	106.30
14	bB	807	CL7	O2D-CGD-CBD	3.89	118.17	111.27
14	bA	3102	CL7	OBB-CAB-C3B	3.89	133.38	124.91
14	cA	3116	CL7	C3A-C4A-CHB	-3.88	117.94	123.70
14	aA	3120	CL7	OBD-CAD-C3D	-3.88	121.53	127.98
14	bA	3129	CL7	CAA-C2A-C3A	-3.87	107.07	116.10
14	cB	827	CL7	O1D-CGD-CBD	-3.87	116.57	124.48
14	bB	811	CL7	O2D-CGD-O1D	-3.87	116.27	123.84
14	cA	3106	CL7	O2D-CGD-CBD	3.87	118.14	111.27
14	bB	803	CL7	O1D-CGD-CBD	-3.87	116.57	124.48
14	aB	3005	CL7	O2D-CGD-CBD	3.86	118.14	111.27
14	aB	3031	CL7	C1A-NA-C4A	-3.86	103.96	106.30
14	cB	827	CL7	O2D-CGD-CBD	3.86	118.13	111.27
14	cB	806	CL7	C3A-C4A-CHB	-3.86	117.97	123.70
14	aA	3130	CL7	CMA-C3A-C2A	-3.86	107.09	116.10
14	aB	3026	CL7	CAC-C3C-C2C	-3.86	120.93	127.53
14	cA	3120	CL7	C1-C2-C3	-3.85	119.38	126.04
14	bA	3121	CL7	C3A-C4A-CHB	-3.85	117.98	123.70
12	aA	3101	G9R	CAA-C2A-C3A	-3.85	102.23	112.78
14	cA	3120	CL7	O2A-CGA-O1A	-3.85	113.87	123.59
14	aB	3002	CL7	O2D-CGD-O1D	-3.85	116.31	123.84
14	aA	3140	CL7	O2D-CGD-O1D	-3.85	116.32	123.84
14	bF	201	CL7	C3A-C4A-CHB	-3.85	117.99	123.70
14	cA	3123	CL7	C3A-C2A-C1A	3.85	107.10	101.34
14	aB	3015	CL7	O2D-CGD-O1D	-3.84	116.32	123.84
14	cB	824	CL7	O2A-CGA-O1A	-3.84	113.89	123.59
14	aA	3122	CL7	C3A-C4A-CHB	-3.84	118.00	123.70
14	cB	819	CL7	O1D-CGD-CBD	-3.84	116.64	124.48
13	cB	801	PHO	CMD-C2D-C3D	3.84	131.85	124.68
14	aA	3111	CL7	CAA-C2A-C3A	-3.83	107.17	116.10
14	cA	3107	CL7	O1D-CGD-CBD	-3.83	116.66	124.48
14	bB	808	CL7	C3A-C4A-CHB	-3.82	118.03	123.70
14	aA	3143	CL7	C3A-C4A-CHB	-3.82	118.03	123.70
14	bA	3114	CL7	O2D-CGD-O1D	-3.82	116.37	123.84

Continued on next page...

Continued from previous page...

Mol	Chain	Res	Type	Atoms	Z	Observed(°)	Ideal(°)
14	aB	3007	CL7	O2A-CGA-O1A	-3.82	113.96	123.59
14	cA	3128	CL7	C6-C7-C8	-3.81	103.59	115.92
14	bA	3103	CL7	O2D-CGD-CBD	3.81	118.04	111.27
14	aB	3009	CL7	C1A-NA-C4A	-3.81	104.00	106.30
14	bA	3141	CL7	O2D-CGD-O1D	-3.81	116.39	123.84
14	cA	3112	CL7	O2D-CGD-CBD	3.81	118.03	111.27
14	aA	3117	CL7	C3A-C4A-CHB	-3.80	118.06	123.70
14	bA	3108	CL7	C2A-C1A-CHA	-3.80	118.77	126.36
14	cA	3107	CL7	O2D-CGD-CBD	3.80	118.01	111.27
14	bB	824	CL7	O2A-CGA-O1A	-3.79	114.02	123.59
14	cA	3119	CL7	OBD-CAD-C3D	-3.79	121.69	127.98
14	bA	3107	CL7	O1D-CGD-CBD	-3.79	116.73	124.48
14	cB	817	CL7	C3A-C4A-CHB	-3.79	118.08	123.70
14	aA	3114	CL7	CHC-C1C-NC	-3.79	120.97	124.45
14	aB	3019	CL7	O1D-CGD-CBD	-3.79	116.74	124.48
14	cA	3106	CL7	CAA-C2A-C3A	-3.79	102.41	112.78
14	cA	3124	CL7	C1-O2A-CGA	-3.78	106.52	116.44
14	aA	3108	CL7	O1D-CGD-CBD	-3.78	116.75	124.48
14	bA	3129	CL7	CMC-C2C-C1C	-3.77	118.06	124.71
14	aB	3031	CL7	O2A-CGA-O1A	-3.77	114.07	123.59
14	aB	3002	CL7	OBD-CAD-C3D	-3.77	121.72	127.98
14	bA	3142	CL7	C3A-C4A-CHB	-3.77	118.10	123.70
13	bB	801	PHO	CMD-C2D-C3D	3.77	131.73	124.68
14	cA	3123	CL7	O2A-C1-C2	3.77	118.53	108.64
14	bA	3124	CL7	O2A-CGA-O1A	-3.76	114.09	123.59
14	bB	827	CL7	CAC-C3C-C2C	-3.76	121.09	127.53
14	bA	3120	CL7	O2A-CGA-O1A	-3.76	114.11	123.59
14	aB	3002	CL7	C3A-C4A-CHB	-3.76	118.12	123.70
14	aA	3130	CL7	O2D-CGD-CBD	3.76	117.94	111.27
14	aA	3107	CL7	C1-C2-C3	-3.76	119.55	126.04
14	cA	3141	CL7	O2A-CGA-O1A	-3.75	114.13	123.59
14	bB	833	CL7	OBD-CAD-C3D	-3.75	121.75	127.98
13	cB	801	PHO	CMB-C2B-C3B	3.75	131.69	124.68
14	bB	832	CL7	C1-C2-C3	-3.74	119.57	126.04
13	aB	3004	PHO	O2D-CGD-O1D	-3.74	116.52	123.84
14	aA	3134	CL7	CAA-C2A-C3A	-3.74	107.36	116.10
14	cA	3107	CL7	C1-C2-C3	-3.74	119.58	126.04
14	cB	807	CL7	O1D-CGD-CBD	-3.74	116.84	124.48
13	bB	805	PHO	C4A-C3A-C2A	-3.74	99.28	102.84
14	cB	807	CL7	O2D-CGD-CBD	3.74	117.91	111.27
14	aB	3026	CL7	O2D-CGD-CBD	3.73	117.90	111.27
14	aA	3120	CL7	C3D-CAD-CBD	3.73	112.52	107.61

Continued on next page...

Continued from previous page...

Mol	Chain	Res	Type	Atoms	Z	Observed(°)	Ideal(°)
14	bB	823	CL7	CAA-C2A-C3A	-3.73	107.40	116.10
14	bB	816	CL7	C1-O2A-CGA	-3.73	106.67	116.44
14	bB	818	CL7	CAA-C2A-C3A	-3.72	107.41	116.10
14	bA	3129	CL7	CMA-C3A-C2A	-3.72	107.42	116.10
14	bA	3104	CL7	CAA-C2A-C3A	-3.71	107.43	116.10
14	bA	3109	CL7	O2D-CGD-CBD	3.71	117.87	111.27
14	bA	3127	CL7	O2D-CGD-O1D	-3.71	116.58	123.84
14	bB	810	CL7	C1-C2-C3	-3.70	119.64	126.04
14	aB	3009	CL7	C1-C2-C3	-3.70	119.64	126.04
14	bB	807	CL7	C1-C2-C3	-3.70	119.64	126.04
14	bA	3140	CL7	O2D-CGD-O1D	-3.70	116.60	123.84
14	aA	3114	CL7	OBD-CAD-CBD	-3.70	120.61	125.89
13	aB	3004	PHO	CBA-CAA-C2A	-3.70	103.00	113.81
14	cA	3142	CL7	O2D-CGD-O1D	-3.70	116.60	123.84
14	cB	816	CL7	C3A-C4A-CHB	-3.70	118.21	123.70
14	aA	3125	CL7	O2D-CGD-CBD	3.70	117.84	111.27
14	aA	3123	CL7	O2A-CGA-O1A	-3.70	114.26	123.59
14	cB	807	CL7	O2D-CGD-O1D	-3.70	116.61	123.84
14	bL	204	CL7	C1-C2-C3	-3.69	119.66	126.04
14	cA	3116	CL7	O2D-CGD-CBD	3.69	117.83	111.27
14	cB	833	CL7	OBD-CAD-C3D	-3.69	121.85	127.98
14	bA	3127	CL7	C3A-C2A-C1A	3.69	106.87	101.34
14	bJ	101	CL7	C3A-C4A-CHB	-3.69	118.22	123.70
14	bB	823	CL7	C3A-C4A-CHB	-3.69	118.23	123.70
14	cB	817	CL7	CAA-C2A-C3A	-3.69	107.49	116.10
14	aA	3133	CL7	OBD-CAD-CBD	-3.69	120.63	125.89
13	bB	805	PHO	C1-C2-C3	-3.68	119.67	126.04
14	aB	3022	CL7	O2D-CGD-O1D	-3.68	116.63	123.84
14	cA	3104	CL7	O1D-CGD-CBD	-3.68	116.96	124.48
14	bB	806	CL7	O2D-CGD-CBD	3.68	117.80	111.27
14	bB	820	CL7	C1-C2-C3	-3.68	119.69	126.04
14	cA	3126	CL7	O2A-CGA-O1A	-3.68	114.32	123.59
14	cA	3116	CL7	C3C-C4C-NC	3.67	112.84	110.18
14	aA	3113	CL7	OBD-CAD-CBD	-3.67	120.65	125.89
14	aB	3032	CL7	OBD-CAD-C3D	-3.67	121.89	127.98
12	bA	3101	G9R	OBB-CAB-C3B	-3.67	116.91	124.91
19	aB	3029	LMG	C1-O6-C5	-3.67	106.49	113.69
14	aB	3022	CL7	CAA-C2A-C3A	-3.67	107.54	116.10
14	cA	3103	CL7	O2D-CGD-CBD	3.67	117.78	111.27
14	bA	3124	CL7	OBD-CAD-C3D	-3.66	121.91	127.98
14	bA	3140	CL7	O2A-CGA-O1A	-3.65	114.38	123.59
12	cA	3101	G9R	O2D-CGD-O1D	-3.65	116.70	123.84

Continued on next page...

Continued from previous page...

Mol	Chain	Res	Type	Atoms	Z	Observed(°)	Ideal(°)
14	bB	817	CL7	CAA-C2A-C3A	-3.65	107.59	116.10
14	aA	3104	CL7	CAA-C2A-C3A	-3.64	107.59	116.10
14	cA	3125	CL7	OBD-CAD-C3D	-3.64	121.93	127.98
13	aB	3004	PHO	C4A-C3A-C2A	-3.64	99.37	102.84
14	aL	204	CL7	C3D-CAD-CBD	3.64	112.39	107.61
14	bA	3141	CL7	O2A-CGA-O1A	-3.64	114.41	123.59
14	aA	3123	CL7	C1-C2-C3	-3.63	120.87	126.75
12	bA	3101	G9R	O2A-C1-C2	-3.63	99.08	108.64
14	bA	3126	CL7	C3A-C4A-CHB	-3.63	118.63	124.02
14	bA	3119	CL7	OBD-CAD-C3D	-3.63	121.95	127.98
14	cB	822	CL7	O1D-CGD-CBD	-3.63	117.05	124.48
14	aA	3104	CL7	O2D-CGD-CBD	3.63	117.72	111.27
14	aB	3016	CL7	CAA-C2A-C3A	-3.63	107.63	116.10
14	bB	811	CL7	OBD-CAD-CBD	-3.63	120.71	125.89
14	bB	809	CL7	C1A-NA-C4A	-3.63	104.11	106.30
14	bB	804	CL7	C6-C5-C3	-3.62	103.95	113.45
14	cA	3129	CL7	CMA-C3A-C2A	-3.62	107.65	116.10
12	bA	3101	G9R	C2A-C1A-NA	3.62	117.71	112.66
14	cL	203	CL7	C3A-C4A-CHB	-3.62	118.33	123.70
14	aA	3107	CL7	C6-C7-C8	-3.61	104.24	115.92
12	bA	3101	G9R	C3D-C4D-ND	3.61	116.08	110.24
14	aB	3025	CL7	OBD-CAD-CBD	-3.61	120.73	125.89
14	bA	3114	CL7	O1D-CGD-CBD	-3.61	117.09	124.48
14	bA	3106	CL7	O2D-CGD-CBD	3.61	117.68	111.27
14	bA	3116	CL7	C3A-C4A-CHB	-3.61	118.34	123.70
14	bB	816	CL7	O2A-CGA-O1A	-3.61	114.49	123.59
14	aB	3031	CL7	C3A-C4A-CHB	-3.61	118.35	123.70
14	bA	3123	CL7	O1D-CGD-CBD	-3.60	117.12	124.48
14	bL	205	CL7	O2D-CGD-O1D	-3.60	116.81	123.84
14	cL	205	CL7	O2D-CGD-O1D	-3.60	116.81	123.84
14	cB	823	CL7	CAA-C2A-C3A	-3.60	107.71	116.10
12	cA	3101	G9R	C3C-C4C-NC	3.59	115.85	110.28
14	bA	3129	CL7	C3D-CAD-CBD	3.59	112.33	107.61
14	bA	3140	CL7	C1-C2-C3	-3.59	119.83	126.04
14	bB	809	CL7	C1-C2-C3	-3.59	120.94	126.75
14	aB	3018	CL7	C1-C2-C3	-3.59	119.84	126.04
14	cA	3114	CL7	O2D-CGD-O1D	-3.58	116.83	123.84
14	aA	3105	CL7	CAA-C2A-C3A	-3.58	107.74	116.10
14	cB	833	CL7	O2D-CGD-O1D	-3.58	116.84	123.84
14	aB	3031	CL7	C1-C2-C3	-3.58	119.85	126.04
14	cA	3129	CL7	OBD-CAD-CBD	-3.58	120.79	125.89
14	aA	3146	CL7	O2D-CGD-O1D	-3.58	116.85	123.84

Continued on next page...

Continued from previous page...

Mol	Chain	Res	Type	Atoms	Z	Observed(°)	Ideal(°)
17	aB	3027	PQN	C24-C23-C22	-3.57	98.35	111.29
14	bB	825	CL7	CAA-C2A-C3A	-3.57	107.76	116.10
14	bA	3103	CL7	CAA-C2A-C3A	-3.57	107.76	116.10
14	cA	3129	CL7	C3A-C4A-CHB	-3.57	118.40	123.70
14	bA	3128	CL7	O2D-CGD-CBD	3.57	117.61	111.27
14	aB	3014	CL7	CAA-C2A-C3A	-3.57	107.78	116.10
14	bB	803	CL7	C6-C5-C3	-3.57	104.10	113.45
14	aB	3032	CL7	O2D-CGD-O1D	-3.56	116.87	123.84
14	bB	806	CL7	C3A-C4A-CHB	-3.56	118.41	123.70
14	bA	3114	CL7	C1A-NA-C4A	-3.56	104.15	106.30
14	cB	803	CL7	O2A-CGA-O1A	-3.56	114.61	123.59
14	cB	819	CL7	C6-C5-C3	-3.56	104.12	113.45
14	aB	3006	CL7	O1D-CGD-CBD	-3.56	117.20	124.48
13	bB	805	PHO	C4-C3-C5	3.56	121.25	115.27
14	bA	3116	CL7	C1-C2-C3	-3.55	119.90	126.04
14	aB	3010	CL7	OBD-CAD-CBD	-3.55	120.82	125.89
14	cA	3144	CL7	CAA-C2A-C3A	-3.55	107.81	116.10
14	cA	3128	CL7	O2A-CGA-O1A	-3.55	114.64	123.59
14	cB	811	CL7	C3A-C4A-CHB	-3.55	118.44	123.70
14	bA	3128	CL7	C6-C7-C8	-3.54	104.47	115.92
14	aA	3121	CL7	O2A-CGA-O1A	-3.54	114.65	123.59
14	aB	3017	CL7	CAA-C2A-C3A	-3.54	107.84	116.10
12	aA	3101	G9R	O2D-CGD-O1D	-3.53	116.94	123.84
12	bA	3101	G9R	C4C-C3C-C2C	-3.53	102.88	106.78
13	cB	805	PHO	C4-C3-C5	3.53	121.21	115.27
14	cA	3127	CL7	O2D-CGD-O1D	-3.53	116.94	123.84
14	cB	807	CL7	C3A-C4A-CHB	-3.53	118.47	123.70
14	bA	3104	CL7	O1D-CGD-CBD	-3.53	117.27	124.48
14	bA	3127	CL7	CBA-CAA-C2A	-3.53	103.45	113.86
14	aA	3130	CL7	CAA-C2A-C3A	-3.53	107.87	116.10
14	aB	3006	CL7	CAC-C3C-C2C	-3.52	121.50	127.53
14	aA	3128	CL7	C3A-C2A-C1A	3.52	106.62	101.34
14	bA	3131	CL7	CAA-C2A-C3A	-3.52	107.88	116.10
14	bA	3116	CL7	C3C-C4C-NC	3.52	112.73	110.18
14	cB	818	CL7	CAA-C2A-C3A	-3.52	107.88	116.10
14	aL	202	CL7	C3A-C4A-CHB	-3.52	118.47	123.70
12	cA	3101	G9R	O2D-CGD-CBD	3.52	117.52	111.27
14	cB	816	CL7	O2A-CGA-O1A	-3.52	114.71	123.59
13	bB	801	PHO	CMB-C2B-C3B	3.52	131.26	124.68
14	aA	3126	CL7	CHA-C1A-NA	-3.51	117.66	125.98
14	aA	3124	CL7	O2A-CGA-O1A	-3.51	114.72	123.59
14	aA	3110	CL7	O2D-CGD-CBD	3.51	117.51	111.27

Continued on next page...

Continued from previous page...

Mol	Chain	Res	Type	Atoms	Z	Observed(°)	Ideal(°)
14	bB	803	CL7	OBD-CAD-C3D	-3.51	122.15	127.98
14	cB	807	CL7	C1-C2-C3	-3.51	119.97	126.04
14	bB	816	CL7	C3A-C4A-CHB	-3.51	118.49	123.70
14	bA	3125	CL7	CHA-C1A-NA	-3.51	117.67	125.98
14	aA	3106	CL7	CMA-C3A-C2A	-3.51	107.92	116.10
14	cB	827	CL7	C2C-C1C-NC	3.50	112.68	110.10
14	cA	3125	CL7	CHA-C1A-NA	-3.50	117.69	125.98
14	cA	3124	CL7	OBD-CAD-C3D	-3.50	122.17	127.98
14	bB	804	CL7	O2A-CGA-O1A	-3.49	114.78	123.59
14	bB	811	CL7	CAA-C2A-C3A	-3.49	107.95	116.10
14	bK	101	CL7	CAD-CBD-CHA	-3.49	101.15	105.11
14	cA	3103	CL7	CAA-C2A-C3A	-3.49	107.96	116.10
14	cA	3102	CL7	OBB-CAB-C3B	3.49	132.51	124.91
14	aB	3005	CL7	OBD-CAD-CBD	-3.48	120.92	125.89
14	bB	832	CL7	C3A-C4A-CHB	-3.48	118.53	123.70
14	cA	3102	CL7	O2A-CGA-O1A	-3.48	114.81	123.59
14	bA	3145	CL7	CAA-C2A-C3A	-3.48	107.98	116.10
14	bA	3114	CL7	C6-C7-C8	-3.48	104.69	115.92
14	bA	3122	CL7	CMD-C2D-C1D	-3.47	123.12	128.46
14	bB	832	CL7	OBD-CAD-C3D	-3.47	122.22	127.98
14	cB	819	CL7	C1-C2-C3	-3.47	120.04	126.04
14	cA	3104	CL7	CAA-C2A-C3A	-3.47	108.00	116.10
14	bA	3102	CL7	C3A-C4A-CHB	-3.47	118.55	123.70
14	bA	3109	CL7	CED-O2D-CGD	3.47	123.78	115.94
14	aA	3118	CL7	CAA-C2A-C3A	-3.46	108.02	116.10
14	aA	3127	CL7	C3A-C4A-CHB	-3.46	118.88	124.02
14	bA	3107	CL7	C1-C2-C3	-3.46	120.06	126.04
14	cB	833	CL7	C3A-C4A-CHB	-3.46	118.56	123.70
14	cA	3106	CL7	O1D-CGD-CBD	-3.46	117.41	124.48
14	aA	3146	CL7	CAA-C2A-C3A	-3.46	108.03	116.10
14	bL	205	CL7	C3D-CAD-CBD	3.46	112.16	107.61
14	cB	832	CL7	O2A-CGA-O1A	-3.45	114.88	123.59
14	cJ	101	CL7	C3A-C4A-CHB	-3.45	118.58	123.70
14	cA	3102	CL7	C4-C3-C5	-3.45	109.46	115.27
12	aA	3101	G9R	C2A-C1A-NA	3.45	117.48	112.66
14	aA	3126	CL7	C7-C6-C5	-3.45	103.99	113.36
14	cA	3121	CL7	C3A-C4A-CHB	-3.45	118.58	123.70
14	cA	3105	CL7	O2D-CGD-CBD	3.45	117.39	111.27
14	bA	3109	CL7	C1A-NA-C4A	-3.45	104.22	106.30
14	cA	3103	CL7	C3A-C4A-CHB	-3.44	118.59	123.70
14	aJ	101	CL7	C3A-C4A-CHB	-3.44	118.59	123.70
14	cA	3106	CL7	C3A-C2A-C1A	3.44	106.49	101.34

Continued on next page...

Continued from previous page...

Mol	Chain	Res	Type	Atoms	Z	Observed(°)	Ideal(°)
14	cB	804	CL7	O2A-CGA-O1A	-3.44	114.91	123.59
14	aB	3010	CL7	CAA-C2A-C3A	-3.44	108.07	116.10
14	bA	3116	CL7	O2D-CGD-O1D	-3.44	117.11	123.84
14	bA	3129	CL7	OBD-CAD-C3D	-3.44	122.27	127.98
14	cB	809	CL7	C1A-NA-C4A	-3.44	104.22	106.30
14	bA	3141	CL7	C3A-C4A-CHB	-3.44	118.60	123.70
12	bA	3101	G9R	CMD-C2D-C1D	3.44	130.77	124.71
14	cB	832	CL7	C1-C2-C3	-3.43	120.11	126.04
14	cA	3117	CL7	CAA-C2A-C3A	-3.43	108.09	116.10
14	cA	3109	CL7	C1A-NA-C4A	-3.43	104.23	106.30
14	bB	825	CL7	CMD-C2D-C1D	-3.43	123.20	128.46
14	bA	3117	CL7	CAA-C2A-C3A	-3.43	108.10	116.10
14	aB	3008	CL7	C3A-C2A-C1A	3.43	106.47	101.34
14	cA	3129	CL7	O2D-CGD-CBD	3.43	117.36	111.27
14	aB	3031	CL7	O1D-CGD-CBD	-3.43	117.47	124.48
14	cB	803	CL7	OBD-CAD-C3D	-3.43	122.29	127.98
14	bA	3105	CL7	O2D-CGD-CBD	3.42	117.35	111.27
14	bB	809	CL7	C3A-C2A-C1A	3.42	106.47	101.34
14	aA	3105	CL7	O1D-CGD-CBD	-3.42	117.48	124.48
14	aA	3114	CL7	O2D-CGD-CBD	3.42	117.34	111.27
14	bA	3105	CL7	CMA-C3A-C2A	-3.42	108.12	116.10
14	cB	808	CL7	CHC-C1C-NC	-3.42	121.31	124.45
14	aA	3107	CL7	O2D-CGD-CBD	3.42	117.34	111.27
14	bA	3124	CL7	CMB-C2B-C1B	3.42	133.72	128.46
14	bA	3142	CL7	CMD-C2D-C1D	-3.42	123.21	128.46
14	cA	3102	CL7	C4C-C3C-C2C	3.41	111.57	107.13
12	cA	3101	G9R	CHC-C1C-C2C	-3.41	117.15	125.73
14	aB	3022	CL7	OBD-CAD-CBD	-3.41	121.03	125.89
14	cB	820	CL7	O1D-CGD-CBD	-3.41	117.52	124.48
13	bB	805	PHO	CBA-CAA-C2A	-3.41	103.86	113.81
14	aK	101	CL7	C1A-NA-C4A	-3.40	104.24	106.30
14	cA	3131	CL7	CAA-C2A-C3A	-3.40	108.17	116.10
13	aA	3102	PHO	O2D-CGD-CBD	3.40	115.30	111.00
14	cK	101	CL7	CAA-C2A-C3A	-3.39	108.18	116.10
14	aB	3016	CL7	O2D-CGD-O1D	-3.39	117.21	123.84
14	bB	809	CL7	O2D-CGD-O1D	-3.39	117.21	123.84
14	bL	204	CL7	CHC-C1C-NC	-3.39	121.34	124.45
14	aB	3009	CL7	CMD-C2D-C1D	-3.39	123.25	128.46
14	aA	3103	CL7	C3A-C4A-CHB	-3.39	118.67	123.70
14	aB	3031	CL7	C16-C15-C13	-3.39	104.98	115.92
14	aK	101	CL7	CAA-C2A-C3A	-3.39	108.20	116.10
14	cL	203	CL7	CED-O2D-CGD	3.38	123.59	115.94

Continued on next page...

Continued from previous page...

Mol	Chain	Res	Type	Atoms	Z	Observed(°)	Ideal(°)
14	cB	831	CL7	OBD-CAD-CBD	-3.38	121.06	125.89
14	bA	3116	CL7	C1B-CHB-C4A	-3.38	123.42	130.12
14	cA	3124	CL7	C2A-C1A-CHA	-3.38	119.60	126.36
14	cA	3109	CL7	O2D-CGD-CBD	3.38	117.27	111.27
14	cA	3129	CL7	C3A-C2A-C1A	3.38	105.68	101.64
14	aL	204	CL7	O2D-CGD-O1D	-3.38	117.23	123.84
14	bB	815	CL7	OBD-CAD-C3D	-3.38	122.38	127.98
12	bA	3101	G9R	C2A-C3A-C4A	-3.37	94.67	101.34
12	aA	3101	G9R	C3D-C4D-ND	3.37	115.69	110.24
14	cB	811	CL7	O1D-CGD-CBD	-3.37	117.58	124.48
14	bA	3125	CL7	OBD-CAD-C3D	-3.37	122.38	127.98
14	cB	817	CL7	OBD-CAD-C3D	-3.37	122.38	127.98
14	bA	3104	CL7	C3A-C4A-CHB	-3.37	118.70	123.70
14	bA	3110	CL7	CAA-C2A-C3A	-3.37	108.23	116.10
14	bA	3113	CL7	O2D-CGD-CBD	3.37	117.26	111.27
14	bB	806	CL7	C6-C7-C8	-3.37	105.03	115.92
14	aA	3125	CL7	C1-O2A-CGA	-3.37	107.61	116.44
14	bB	808	CL7	C1-O2A-CGA	-3.36	107.62	116.44
14	aB	3007	CL7	CHC-C1C-NC	-3.36	121.36	124.45
14	aA	3115	CL7	O2D-CGD-CBD	3.36	117.24	111.27
14	bB	807	CL7	CAC-C3C-C2C	-3.36	121.78	127.53
14	cL	205	CL7	C3D-CAD-CBD	3.36	112.03	107.61
13	aB	3004	PHO	C4-C3-C5	3.36	120.92	115.27
14	bB	819	CL7	O1D-CGD-CBD	-3.36	117.62	124.48
14	aA	3128	CL7	O2A-CGA-O1A	-3.36	115.12	123.59
14	cB	807	CL7	CAC-C3C-C2C	-3.35	121.79	127.53
14	aA	3130	CL7	C3D-CAD-CBD	3.35	112.02	107.61
14	bA	3108	CL7	C3A-C4A-CHB	-3.35	118.72	123.70
14	cA	3116	CL7	C1B-CHB-C4A	-3.35	123.48	130.12
14	cB	832	CL7	O1D-CGD-CBD	-3.35	117.62	124.48
14	aA	3104	CL7	O1D-CGD-CBD	-3.35	117.62	124.48
14	bB	821	CL7	CAA-C2A-C3A	-3.35	108.28	116.10
14	aB	3006	CL7	C1-C2-C3	-3.35	120.25	126.04
14	bA	3105	CL7	OBD-CAD-C3D	-3.35	122.42	127.98
14	aA	3112	CL7	CAA-C2A-C3A	-3.35	108.29	116.10
14	cB	825	CL7	CAA-C2A-C3A	-3.35	108.29	116.10
14	cA	3113	CL7	O2D-CGD-CBD	3.34	117.21	111.27
17	bA	3143	PQN	C15-C13-C12	-3.34	114.35	121.12
14	aA	3108	CL7	C1-C2-C3	-3.34	120.26	126.04
14	cB	817	CL7	O2D-CGD-O1D	-3.34	117.30	123.84
14	cA	3111	CL7	CAA-C2A-C3A	-3.34	108.30	116.10
17	bB	828	PQN	C11-C12-C13	-3.34	121.23	126.79

Continued on next page...

Continued from previous page...

Mol	Chain	Res	Type	Atoms	Z	Observed(°)	Ideal(°)
13	aA	3102	PHO	CMB-C2B-C3B	3.34	130.92	124.68
14	cB	827	CL7	O2A-CGA-O1A	-3.34	115.17	123.59
14	aA	3115	CL7	O1D-CGD-CBD	-3.33	117.66	124.48
14	cB	809	CL7	C1-C2-C3	-3.33	121.36	126.75
14	aB	3024	CL7	CAA-C2A-C3A	-3.33	108.32	116.10
14	aA	3114	CL7	CAA-C2A-C3A	-3.33	108.32	116.10
14	aA	3131	CL7	O2D-CGD-O1D	-3.33	117.33	123.84
14	aA	3142	CL7	O2A-CGA-O1A	-3.33	115.19	123.59
14	bA	3103	CL7	C3A-C4A-CHB	-3.33	118.76	123.70
14	aB	3013	CL7	CAA-C2A-C3A	-3.33	108.33	116.10
14	aA	3107	CL7	CAA-C2A-C3A	-3.33	103.67	112.78
14	aB	3031	CL7	CMD-C2D-C1D	-3.33	123.35	128.46
13	cB	805	PHO	O2D-CGD-O1D	-3.32	117.34	123.84
14	aB	3006	CL7	C3A-C4A-CHB	-3.32	118.77	123.70
14	aA	3103	CL7	C6-C7-C8	-3.32	105.19	115.92
14	bA	3111	CL7	CAA-C2A-C3A	-3.32	108.35	116.10
14	bA	3128	CL7	C4-C3-C5	-3.32	109.69	115.27
14	aA	3115	CL7	O2D-CGD-O1D	-3.32	117.35	123.84
12	cA	3101	G9R	CMD-C2D-C1D	3.32	130.56	124.71
14	cA	3141	CL7	C6-C5-C3	-3.32	104.76	113.45
14	bB	807	CL7	C1A-NA-C4A	-3.31	104.30	106.30
14	cB	804	CL7	C7-C6-C5	-3.31	104.36	113.36
14	aB	3013	CL7	C3A-C4A-CHB	-3.31	118.78	123.70
14	bB	814	CL7	C3A-C4A-CHB	-3.31	118.79	123.70
14	cB	803	CL7	O1D-CGD-CBD	-3.31	117.71	124.48
14	cB	831	CL7	OBD-CAD-C3D	-3.31	122.49	127.98
14	aB	3005	CL7	C6-C7-C8	-3.31	105.23	115.92
14	aA	3123	CL7	CMD-C2D-C1D	-3.31	123.38	128.46
14	cB	832	CL7	CMD-C2D-C1D	-3.30	123.39	128.46
14	cB	809	CL7	C3A-C2A-C1A	3.30	106.29	101.34
14	bA	3106	CL7	O1D-CGD-CBD	-3.30	117.73	124.48
14	aA	3126	CL7	OBD-CAD-C3D	-3.30	122.50	127.98
14	cA	3105	CL7	CMA-C3A-C2A	-3.30	108.40	116.10
14	cA	3140	CL7	O1D-CGD-CBD	-3.30	117.74	124.48
14	bA	3140	CL7	OBD-CAD-CBD	-3.29	121.19	125.89
14	aA	3105	CL7	O2D-CGD-O1D	-3.29	117.40	123.84
14	aB	3026	CL7	C2C-C1C-NC	3.29	112.53	110.10
14	aB	3003	CL7	OBD-CAD-CBD	-3.29	121.19	125.89
14	cA	3140	CL7	C6-C5-C3	-3.29	104.83	113.45
14	aA	3103	CL7	O2A-CGA-O1A	-3.29	115.29	123.59
14	bB	817	CL7	O2D-CGD-O1D	-3.29	117.41	123.84
14	cB	806	CL7	O2A-CGA-O1A	-3.29	115.30	123.59

Continued on next page...

Continued from previous page...

Mol	Chain	Res	Type	Atoms	Z	Observed(°)	Ideal(°)
14	bB	812	CL7	C3A-C2A-C1A	-3.28	97.72	101.64
14	aA	3129	CL7	C6-C7-C8	-3.28	105.31	115.92
14	aB	3018	CL7	O1D-CGD-CBD	-3.28	117.77	124.48
14	aA	3106	CL7	C3A-C4A-CHB	-3.28	118.83	123.70
14	bL	203	CL7	O2D-CGD-CBD	3.28	117.10	111.27
14	aB	3005	CL7	C3A-C4A-CHB	-3.28	118.83	123.70
14	aB	3031	CL7	C7-C6-C5	-3.28	104.46	113.36
14	aA	3106	CL7	O2D-CGD-CBD	3.28	117.09	111.27
14	cA	3128	CL7	C6-C5-C3	-3.28	104.87	113.45
14	cB	815	CL7	CAA-C2A-C3A	-3.27	108.46	116.10
14	aB	3010	CL7	OBD-CAD-C3D	-3.27	122.55	127.98
14	bA	3106	CL7	C3A-C2A-C1A	3.27	106.24	101.34
14	cA	3104	CL7	C3A-C4A-CHB	-3.27	118.85	123.70
14	cA	3142	CL7	CMD-C2D-C1D	-3.27	123.44	128.46
14	cA	3110	CL7	CAA-C2A-C3A	-3.26	108.48	116.10
14	bB	831	CL7	OBD-CAD-C3D	-3.26	122.57	127.98
14	bB	822	CL7	CAA-C2A-C3A	-3.26	108.49	116.10
14	cB	812	CL7	C3A-C2A-C1A	-3.25	97.75	101.64
14	cA	3114	CL7	O2D-CGD-CBD	3.25	117.05	111.27
14	aA	3108	CL7	O2A-CGA-O1A	-3.25	115.38	123.59
14	bA	3125	CL7	C3D-CAD-CBD	3.25	111.89	107.61
14	cB	821	CL7	CAA-C2A-C3A	-3.25	108.51	116.10
14	aB	3008	CL7	C1A-NA-C4A	-3.25	104.33	106.30
14	cA	3118	CL7	C1A-NA-C4A	-3.25	104.33	106.30
13	cB	801	PHO	O2D-CGD-CBD	3.25	115.11	111.00
14	aL	202	CL7	CED-O2D-CGD	3.25	123.29	115.94
14	aB	3021	CL7	C3A-C4A-CHB	-3.25	118.88	123.70
14	bA	3127	CL7	CHC-C1C-NC	-3.25	121.47	124.45
14	cA	3122	CL7	CMD-C2D-C1D	-3.25	123.47	128.46
14	cB	816	CL7	O1D-CGD-CBD	-3.25	117.84	124.48
14	aB	3009	CL7	CAA-C2A-C3A	-3.25	103.89	112.78
14	cA	3102	CL7	CMD-C2D-C1D	-3.25	123.48	128.46
14	bA	3128	CL7	C3A-C4A-CHB	-3.24	118.89	123.70
14	aL	203	CL7	O1D-CGD-CBD	-3.24	117.85	124.48
14	cB	833	CL7	C3A-C2A-C1A	3.24	106.20	101.34
14	aB	3010	CL7	O2D-CGD-O1D	-3.24	117.50	123.84
14	bB	806	CL7	OBD-CAD-C3D	-3.24	122.60	127.98
14	cB	814	CL7	C3A-C4A-CHB	-3.24	118.89	123.70
14	aL	204	CL7	CMD-C2D-C1D	-3.24	123.49	128.46
14	bB	832	CL7	CMD-C2D-C1D	-3.24	123.49	128.46
13	bB	805	PHO	OBD-CAD-CBD	-3.23	121.08	125.82
14	bB	810	CL7	CMD-C2D-C1D	-3.23	123.49	128.46

Continued on next page...

Continued from previous page...

Mol	Chain	Res	Type	Atoms	Z	Observed(°)	Ideal(°)
14	aB	3022	CL7	C3A-C4A-CHB	-3.23	118.91	123.70
14	bB	807	CL7	O1D-CGD-CBD	-3.23	117.88	124.48
14	cA	3103	CL7	O1D-CGD-CBD	-3.23	117.88	124.48
14	cA	3102	CL7	C6-C7-C8	-3.23	105.48	115.92
14	bB	811	CL7	O1D-CGD-CBD	-3.23	117.88	124.48
14	aB	3005	CL7	OBD-CAD-C3D	-3.23	122.62	127.98
14	cA	3141	CL7	O2D-CGD-O1D	-3.23	117.53	123.84
14	aA	3125	CL7	O1D-CGD-CBD	-3.22	117.89	124.48
14	aA	3143	CL7	O2D-CGD-O1D	-3.22	117.54	123.84
14	aA	3110	CL7	C3A-C4A-CHB	-3.22	118.92	123.70
14	bA	3103	CL7	O1D-CGD-CBD	-3.22	117.90	124.48
14	aA	3129	CL7	C6-C5-C3	-3.22	105.02	113.45
13	cB	805	PHO	OBD-CAD-CBD	-3.21	121.11	125.82
14	cB	813	CL7	CAA-C2A-C3A	-3.21	108.60	116.10
14	bK	101	CL7	CAA-C2A-C3A	-3.21	108.61	116.10
14	cB	816	CL7	CMC-C2C-C1C	-3.21	119.05	124.71
14	cB	806	CL7	OBD-CAD-CBD	-3.21	121.31	125.89
14	aB	3020	CL7	CAA-C2A-C3A	-3.21	108.61	116.10
14	bA	3107	CL7	O2A-CGA-O1A	-3.21	115.49	123.59
17	cA	3143	PQN	C15-C13-C12	-3.21	114.62	121.12
14	cA	3128	CL7	OBB-CAB-C3B	-3.21	117.92	124.91
14	cA	3107	CL7	C1A-NA-C4A	-3.20	104.36	106.30
14	bB	811	CL7	C3A-C4A-CHB	-3.20	118.95	123.70
14	cB	813	CL7	OBD-CAD-C3D	-3.20	122.66	127.98
14	cA	3119	CL7	C3A-C4A-CHB	-3.20	118.95	123.70
14	cB	825	CL7	CMD-C2D-C1D	-3.20	123.55	128.46
14	bB	806	CL7	C11-C12-C13	-3.20	105.58	115.92
14	cB	808	CL7	C6-C5-C3	-3.20	105.07	113.45
14	aB	3012	CL7	CAA-C2A-C3A	-3.20	108.64	116.10
14	cA	3113	CL7	CAA-C2A-C3A	-3.20	108.64	116.10
12	bA	3101	G9R	C3C-C4C-NC	3.19	115.23	110.28
14	cA	3125	CL7	C3D-CAD-CBD	3.19	111.81	107.61
14	cA	3144	CL7	O1D-CGD-CBD	-3.19	117.95	124.48
14	cB	816	CL7	C1-O2A-CGA	-3.19	108.08	116.44
14	bB	809	CL7	C3A-C4A-CHB	-3.19	118.97	123.70
14	cA	3106	CL7	O2A-CGA-O1A	-3.19	115.55	123.59
14	bA	3124	CL7	CAC-C3C-C2C	-3.19	122.08	127.53
14	bA	3145	CL7	O1D-CGD-CBD	-3.19	117.96	124.48
12	aA	3101	G9R	C2C-C1C-NC	3.19	114.60	109.79
14	aB	3006	CL7	C1A-NA-C4A	-3.19	104.37	106.30
14	cA	3114	CL7	C6-C7-C8	-3.18	105.63	115.92
14	aA	3119	CL7	C1A-NA-C4A	-3.18	104.38	106.30

Continued on next page...

Continued from previous page...

Mol	Chain	Res	Type	Atoms	Z	Observed(°)	Ideal(°)
14	bA	3123	CL7	O1A-CGA-CBA	-3.18	111.33	123.73
14	cB	814	CL7	CAA-C2A-C3A	-3.18	108.68	116.10
14	cB	815	CL7	OBD-CAD-C3D	-3.18	122.71	127.98
14	cA	3116	CL7	O2D-CGD-O1D	-3.17	117.63	123.84
14	cA	3112	CL7	O1D-CGD-CBD	-3.17	117.99	124.48
14	aA	3107	CL7	C3A-C2A-C1A	3.17	106.09	101.34
14	aB	3015	CL7	C1-O2A-CGA	-3.17	108.12	116.44
14	bB	813	CL7	CAA-C2A-C3A	-3.17	108.70	116.10
14	cA	3118	CL7	CAA-C2A-C3A	-3.17	108.70	116.10
14	cA	3124	CL7	O2D-CGD-CBD	3.17	116.90	111.27
14	cA	3132	CL7	C3A-C2A-C1A	3.17	106.08	101.34
12	cA	3101	G9R	OBB-CAB-C3B	-3.17	118.01	124.91
14	bA	3123	CL7	C4-C3-C5	-3.16	112.36	115.98
14	cA	3140	CL7	C16-C15-C13	-3.16	105.69	115.92
14	aA	3107	CL7	O1D-CGD-CBD	-3.16	118.01	124.48
12	cA	3101	G9R	C2A-C1A-CHA	-3.16	116.98	125.01
14	aA	3130	CL7	O1D-CGD-CBD	-3.16	118.01	124.48
14	aA	3134	CL7	O1D-CGD-CBD	-3.16	118.01	124.48
14	aA	3142	CL7	OBD-CAD-CBD	-3.16	121.38	125.89
14	bB	815	CL7	CAA-C2A-C3A	-3.16	108.72	116.10
14	cL	204	CL7	C11-C10-C8	-3.16	105.70	115.92
14	bA	3107	CL7	C3A-C4A-CHB	-3.16	119.01	123.70
14	bB	819	CL7	C1-C2-C3	-3.16	120.58	126.04
12	cA	3101	G9R	C4D-C3D-CAD	-3.16	104.37	108.10
14	bK	101	CL7	OBD-CAD-C3D	-3.16	123.97	127.19
13	cB	805	PHO	CBA-CAA-C2A	-3.16	104.59	113.81
14	aA	3119	CL7	CAA-C2A-C3A	-3.15	108.74	116.10
14	bB	811	CL7	OBD-CAD-C3D	-3.15	122.75	127.98
12	bA	3101	G9R	C2A-C1A-CHA	-3.15	117.02	125.01
14	aB	3003	CL7	O2A-CGA-O1A	-3.15	115.64	123.59
14	aA	3121	CL7	CMD-C2D-C1D	-3.15	123.63	128.46
14	aA	3107	CL7	O2A-CGA-O1A	-3.15	115.65	123.59
14	aB	3026	CL7	O1D-CGD-CBD	-3.15	118.05	124.48
14	cA	3114	CL7	O2A-CGA-O1A	-3.15	115.65	123.59
14	cB	827	CL7	CAA-C2A-C3A	-3.15	104.16	112.78
14	aA	3133	CL7	CAC-C3C-C2C	-3.14	122.15	127.53
14	bB	823	CL7	OBD-CAD-CBD	-3.14	121.40	125.89
17	bB	828	PQN	C24-C23-C22	-3.14	99.91	111.29
14	cB	816	CL7	OBD-CAD-C3D	-3.14	122.76	127.98
14	bA	3128	CL7	OBD-CAD-CBD	-3.14	121.41	125.89
14	cA	3126	CL7	O2D-CGD-O1D	-3.14	117.70	123.84
14	cA	3108	CL7	C2A-C1A-CHA	-3.14	120.09	126.36

Continued on next page...

Continued from previous page...

Mol	Chain	Res	Type	Atoms	Z	Observed(°)	Ideal(°)
14	cB	826	CL7	OBD-CAD-CBD	-3.14	121.42	125.89
14	cA	3124	CL7	O2A-CGA-O1A	-3.13	115.68	123.59
14	bA	3106	CL7	O2A-CGA-O1A	-3.13	115.68	123.59
14	bA	3128	CL7	C1-O2A-CGA	-3.13	108.22	116.44
14	cA	3112	CL7	C1B-CHB-C4A	-3.13	123.91	130.12
14	aA	3130	CL7	O2D-CGD-O1D	-3.13	117.71	123.84
14	aA	3108	CL7	O2D-CGD-O1D	-3.13	117.71	123.84
14	bB	809	CL7	CAA-C2A-C3A	-3.13	104.20	112.78
14	cA	3108	CL7	C2C-C1C-NC	3.13	112.41	110.10
14	aB	3024	CL7	C3A-C4A-CHB	-3.13	119.05	123.70
14	bA	3114	CL7	O2D-CGD-CBD	3.13	116.83	111.27
12	cA	3101	G9R	CGD-CBD-CAD	-3.13	100.60	110.73
14	bA	3127	CL7	O2A-CGA-O1A	-3.13	115.70	123.59
14	cB	804	CL7	C6-C5-C3	-3.13	105.25	113.45
14	cA	3108	CL7	CAC-C3C-C2C	-3.13	122.18	127.53
14	bA	3123	CL7	C3A-C4A-CHB	-3.13	119.06	123.70
14	bA	3116	CL7	C1A-NA-C4A	-3.13	104.41	106.30
14	aB	3005	CL7	O2A-CGA-O1A	-3.13	115.70	123.59
14	bA	3112	CL7	C1B-CHB-C4A	-3.12	123.93	130.12
14	aA	3121	CL7	CHC-C1C-NC	-3.12	121.59	124.45
14	aA	3110	CL7	CAA-C2A-C3A	-3.12	108.82	116.10
12	aA	3101	G9R	CMD-C2D-C1D	3.12	130.21	124.71
14	cA	3107	CL7	O2A-CGA-O1A	-3.12	115.72	123.59
14	bA	3107	CL7	O2D-CGD-O1D	-3.12	117.74	123.84
14	cB	809	CL7	CAA-C2A-C3A	-3.12	104.24	112.78
14	bB	833	CL7	O2D-CGD-O1D	-3.12	117.74	123.84
13	aB	3004	PHO	C6-C7-C8	-3.12	105.84	115.92
14	aA	3126	CL7	C6-C7-C8	-3.11	105.85	115.92
14	bB	814	CL7	CAA-C2A-C3A	-3.11	108.84	116.10
14	cB	822	CL7	C3A-C4A-CHB	-3.11	119.09	123.70
12	cA	3101	G9R	C2A-C3A-C4A	-3.11	95.20	101.34
14	cB	814	CL7	O1D-CGD-CBD	-3.11	118.13	124.48
14	aB	3008	CL7	CAA-C2A-C3A	-3.10	104.28	112.78
14	aA	3128	CL7	CHC-C1C-NC	-3.10	121.60	124.45
14	aA	3129	CL7	CAC-C3C-C4C	3.10	129.56	124.68
14	bA	3114	CL7	C4-C3-C5	-3.10	110.05	115.27
14	cA	3130	CL7	CAA-C2A-C3A	-3.10	108.86	116.10
14	bL	203	CL7	C6-C5-C3	-3.10	105.33	113.45
14	cA	3130	CL7	O2D-CGD-O1D	-3.10	117.78	123.84
14	bB	807	CL7	C3A-C4A-CHB	-3.10	119.11	123.70
14	bL	203	CL7	OBD-CAD-C3D	-3.09	122.84	127.98
14	aA	3108	CL7	C3A-C4A-CHB	-3.09	119.11	123.70

Continued on next page...

Continued from previous page...

Mol	Chain	Res	Type	Atoms	Z	Observed(°)	Ideal(°)
14	aB	3002	CL7	O2A-CGA-O1A	-3.09	115.79	123.59
14	cA	3127	CL7	CHC-C1C-NC	-3.09	121.61	124.45
14	aA	3121	CL7	C3A-C2A-C1A	3.09	105.97	101.34
14	cB	823	CL7	C3A-C4A-CHB	-3.09	119.11	123.70
17	cB	828	PQN	C24-C23-C22	-3.09	100.10	111.29
12	cA	3101	G9R	CMA-C3A-C2A	-3.09	101.37	113.83
14	bB	806	CL7	O2A-CGA-O1A	-3.09	115.80	123.59
14	cA	3118	CL7	CHC-C1C-NC	-3.09	121.62	124.45
14	bA	3124	CL7	C2A-C1A-CHA	-3.09	120.19	126.36
14	aB	3007	CL7	C6-C5-C3	-3.08	105.37	113.45
14	cA	3114	CL7	C1-O2A-CGA	-3.08	108.35	116.44
14	bA	3119	CL7	C3A-C4A-CHB	-3.08	119.12	123.70
14	aA	3129	CL7	O2A-CGA-O1A	-3.08	115.81	123.59
14	aL	202	CL7	OBD-CAD-CBD	-3.08	121.50	125.89
14	aA	3141	CL7	O2A-CGA-O1A	-3.08	115.82	123.59
14	cB	820	CL7	CAA-C2A-C3A	-3.08	104.35	112.78
14	bA	3128	CL7	CAC-C3C-C4C	3.08	129.52	124.68
14	aB	3013	CL7	O1D-CGD-CBD	-3.07	118.20	124.48
12	aA	3101	G9R	CGD-CBD-CAD	-3.07	100.78	110.73
14	bA	3130	CL7	CAA-C2A-C3A	-3.07	108.93	116.10
14	bA	3114	CL7	C5-C3-C2	-3.07	114.90	121.12
14	bA	3109	CL7	C3A-C4A-CHB	-3.07	119.14	123.70
12	aA	3101	G9R	O2D-CGD-CBD	3.07	116.72	111.27
14	bA	3102	CL7	C5-C3-C2	-3.07	114.91	121.12
14	cA	3132	CL7	CAC-C3C-C2C	-3.07	122.28	127.53
14	aA	3122	CL7	O1D-CGD-CBD	-3.07	118.21	124.48
14	cB	806	CL7	C6-C7-C8	-3.07	106.01	115.92
14	cA	3112	CL7	OBD-CAD-CBD	-3.07	121.52	125.89
12	aA	3101	G9R	C4D-C3D-CAD	-3.07	104.48	108.10
14	bA	3120	CL7	O2D-CGD-O1D	-3.06	117.85	123.84
14	bB	818	CL7	O2D-CGD-O1D	-3.06	117.85	123.84
14	aB	3023	CL7	CMD-C2D-C1D	-3.06	123.76	128.46
14	cA	3126	CL7	OBD-CAD-CBD	-3.06	121.52	125.89
14	bA	3129	CL7	CMD-C2D-C1D	-3.06	123.76	128.46
14	aA	3106	CL7	OBD-CAD-C3D	-3.06	122.90	127.98
14	bB	824	CL7	CMD-C2D-C1D	-3.06	123.76	128.46
14	bB	822	CL7	C3A-C4A-CHB	-3.06	119.16	123.70
14	bB	827	CL7	OBD-CAD-C3D	-3.06	122.90	127.98
14	cB	824	CL7	C1A-NA-C4A	3.06	108.15	106.30
14	bJ	101	CL7	O2A-CGA-O1A	-3.05	115.69	123.30
14	aA	3126	CL7	C3D-CAD-CBD	3.05	111.63	107.61
14	aL	203	CL7	CHC-C1C-NC	-3.05	121.65	124.45

Continued on next page...

Continued from previous page...

Mol	Chain	Res	Type	Atoms	Z	Observed(°)	Ideal(°)
14	bB	816	CL7	O2D-CGD-O1D	-3.05	117.87	123.84
14	bA	3114	CL7	O2A-CGA-O1A	-3.05	115.89	123.59
14	cA	3133	CL7	O1D-CGD-CBD	-3.05	118.25	124.48
14	bA	3102	CL7	C6-C7-C8	-3.05	106.07	115.92
14	aB	3010	CL7	O1D-CGD-CBD	-3.05	118.25	124.48
14	bA	3122	CL7	O2A-CGA-O1A	-3.05	115.91	123.59
14	cA	3109	CL7	CED-O2D-CGD	3.05	122.83	115.94
14	aB	3002	CL7	C6-C5-C3	-3.05	105.47	113.45
14	aB	3024	CL7	CMD-C2D-C1D	-3.04	123.79	128.46
14	aB	3021	CL7	CAA-C2A-C3A	-3.04	109.00	116.10
14	cA	3112	CL7	CAA-C2A-C3A	-3.04	109.00	116.10
14	aA	3142	CL7	O2D-CGD-O1D	-3.04	117.89	123.84
14	aA	3141	CL7	OBD-CAD-CBD	-3.04	121.55	125.89
14	bB	817	CL7	CHC-C1C-NC	-3.04	121.66	124.45
14	cL	204	CL7	C3D-CAD-CBD	3.04	111.61	107.61
13	bB	805	PHO	O2D-CGD-O1D	-3.04	117.90	123.84
14	bA	3113	CL7	CAA-C2A-C3A	-3.04	109.01	116.10
14	bA	3112	CL7	OBD-CAD-CBD	-3.04	121.56	125.89
14	aA	3103	CL7	O2D-CGD-O1D	-3.03	117.91	123.84
14	bA	3112	CL7	O1D-CGD-CBD	-3.03	118.28	124.48
14	bB	832	CL7	C7-C6-C5	-3.03	105.13	113.36
14	bA	3129	CL7	O1D-CGD-CBD	-3.03	118.29	124.48
14	cB	807	CL7	C4-C3-C5	-3.03	110.18	115.27
14	cA	3124	CL7	CMB-C2B-C1B	3.03	133.12	128.46
14	aA	3114	CL7	OBD-CAD-C3D	-3.03	122.95	127.98
14	bB	818	CL7	O1D-CGD-CBD	-3.03	118.29	124.48
14	aA	3118	CL7	C3A-C4A-CHB	-3.02	119.21	123.70
14	cA	3128	CL7	C3D-CAD-CBD	3.02	111.58	107.61
14	cB	809	CL7	C3A-C4A-CHB	-3.02	119.22	123.70
14	bA	3123	CL7	OBB-CAB-C3B	-3.02	118.34	124.91
14	cA	3120	CL7	CHC-C1C-NC	-3.02	121.68	124.45
14	bA	3128	CL7	O1D-CGD-CBD	-3.01	118.32	124.48
14	aB	3017	CL7	O1D-CGD-CBD	-3.01	118.32	124.48
14	bA	3110	CL7	O1D-CGD-CBD	-3.01	118.32	124.48
14	aB	3009	CL7	C6-C7-C8	-3.01	106.19	115.92
14	aB	3015	CL7	C4-C3-C5	-3.01	107.95	114.60
14	aB	3021	CL7	O1D-CGD-CBD	-3.01	118.33	124.48
12	bA	3101	G9R	CMA-C3A-C2A	-3.01	101.69	113.83
14	cB	810	CL7	C6-C7-C8	-3.01	106.20	115.92
14	cA	3106	CL7	C6-C7-C8	-3.00	106.22	115.92
14	bA	3122	CL7	C3A-C2A-C1A	3.00	105.83	101.34
14	aA	3131	CL7	CAA-C2A-C3A	-3.00	109.10	116.10

Continued on next page...

Continued from previous page...

Mol	Chain	Res	Type	Atoms	Z	Observed(°)	Ideal(°)
14	aA	3107	CL7	CMD-C2D-C1D	-3.00	123.86	128.46
14	aA	3124	CL7	O1A-CGA-CBA	-3.00	112.04	123.73
14	aA	3117	CL7	O2D-CGD-O1D	-3.00	117.98	123.84
14	aB	3017	CL7	O2D-CGD-O1D	-3.00	117.98	123.84
14	aA	3124	CL7	OBD-CAD-CBD	-3.00	121.61	125.89
14	aA	3128	CL7	C1-C2-C3	-3.00	120.86	126.04
14	bA	3132	CL7	C3D-CAD-CBD	2.99	111.55	107.61
14	bA	3128	CL7	C1-C2-C3	-2.99	120.86	126.04
14	cB	810	CL7	O1D-CGD-CBD	-2.99	118.36	124.48
14	cB	820	CL7	CHC-C1C-NC	-2.99	121.71	124.45
14	cB	823	CL7	OBD-CAD-CBD	-2.99	121.62	125.89
14	cA	3140	CL7	OBD-CAD-CBD	-2.99	121.62	125.89
14	cA	3122	CL7	C2A-C1A-CHA	-2.99	120.39	126.36
14	cL	204	CL7	CMD-C2D-C1D	-2.99	123.87	128.46
14	cA	3114	CL7	C2A-C1A-CHA	-2.99	120.39	126.36
14	bA	3139	CL7	C6-C5-C3	-2.99	105.63	113.45
14	aA	3121	CL7	O1D-CGD-CBD	-2.99	118.38	124.48
14	bA	3130	CL7	O2D-CGD-O1D	-2.98	118.00	123.84
14	bB	813	CL7	OBD-CAD-C3D	-2.98	123.03	127.98
14	bB	814	CL7	O1D-CGD-CBD	-2.98	118.38	124.48
14	cA	3120	CL7	CMD-C2D-C1D	-2.98	123.88	128.46
14	aL	202	CL7	C6-C5-C3	-2.98	105.64	113.45
14	cB	820	CL7	O2A-CGA-O1A	-2.98	116.07	123.59
14	bA	3128	CL7	OBB-CAB-C3B	-2.98	118.42	124.91
14	aA	3146	CL7	O1D-CGD-CBD	-2.98	118.39	124.48
14	aA	3119	CL7	OBD-CAD-C3D	-2.98	123.03	127.98
14	bB	806	CL7	OBD-CAD-CBD	-2.98	121.64	125.89
14	bA	3140	CL7	C3A-C2A-C1A	2.98	105.80	101.34
14	bB	833	CL7	C3A-C4A-CHB	-2.97	119.29	123.70
14	cL	204	CL7	O1D-CGD-CBD	-2.97	118.40	124.48
14	cA	3109	CL7	C3A-C4A-CHB	-2.97	119.29	123.70
14	cA	3118	CL7	OBD-CAD-C3D	-2.97	123.04	127.98
14	cK	101	CL7	CHC-C1C-NC	-2.97	121.72	124.45
14	cA	3139	CL7	C6-C5-C3	-2.97	105.66	113.45
14	aA	3107	CL7	C16-C15-C13	-2.97	106.31	115.92
14	aA	3123	CL7	C3A-C4A-CHB	-2.97	119.29	123.70
14	cB	827	CL7	CAC-C3C-C4C	2.97	129.35	124.68
14	cL	204	CL7	CHC-C1C-NC	-2.97	121.73	124.45
14	bA	3127	CL7	C1-C2-C3	-2.97	120.91	126.04
14	aA	3143	CL7	CMD-C2D-C1D	-2.97	123.90	128.46
14	cB	817	CL7	CHC-C1C-NC	-2.97	121.73	124.45
14	aB	3011	CL7	C3A-C2A-C1A	-2.97	98.10	101.64

Continued on next page...

Continued from previous page...

Mol	Chain	Res	Type	Atoms	Z	Observed(°)	Ideal(°)
14	bA	3140	CL7	C6-C7-C8	-2.97	106.33	115.92
14	aA	3113	CL7	CAA-C2A-C3A	-2.97	109.18	116.10
14	bB	803	CL7	O2A-CGA-O1A	-2.97	116.11	123.59
12	cA	3101	G9R	C1-C2-C3	-2.97	120.91	126.04
14	cB	806	CL7	C5-C3-C2	-2.97	115.11	121.12
14	aB	3012	CL7	OBD-CAD-C3D	-2.96	123.06	127.98
14	bB	817	CL7	OBD-CAD-C3D	-2.96	123.06	127.98
14	cB	832	CL7	C7-C6-C5	-2.96	105.31	113.36
14	bB	831	CL7	OBD-CAD-CBD	-2.96	121.66	125.89
14	cA	3110	CL7	O1D-CGD-CBD	-2.96	118.43	124.48
14	bL	204	CL7	C3D-CAD-CBD	2.96	111.50	107.61
14	bA	3121	CL7	O1D-CGD-CBD	-2.96	118.43	124.48
14	cA	3107	CL7	C3A-C4A-CHB	-2.96	119.31	123.70
14	cA	3116	CL7	O2A-CGA-O1A	-2.96	116.13	123.59
14	aL	203	CL7	C1-O2A-CGA	-2.96	108.69	116.44
12	aA	3101	G9R	C2A-C1A-CHA	-2.95	117.52	125.01
14	bA	3139	CL7	O2A-CGA-O1A	-2.95	116.15	123.59
14	cA	3102	CL7	O2A-CGA-CBA	2.95	121.16	111.91
14	cL	204	CL7	O2A-C1-C2	-2.94	100.90	108.64
14	cA	3109	CL7	CAA-C2A-C3A	-2.94	109.23	116.10
14	aJ	101	CL7	O2A-CGA-O1A	-2.94	115.97	123.30
14	cA	3132	CL7	CED-O2D-CGD	2.94	122.59	115.94
14	cA	3117	CL7	CHC-C1C-NC	-2.94	121.75	124.45
14	bA	3112	CL7	CAA-C2A-C3A	-2.94	109.24	116.10
14	aA	3113	CL7	O1D-CGD-CBD	-2.94	118.47	124.48
14	aA	3103	CL7	OBD-CAD-C3D	-2.94	123.10	127.98
12	cA	3101	G9R	O2A-C1-C2	-2.94	100.91	108.64
14	aB	3016	CL7	CMD-C2D-C1D	-2.94	123.95	128.46
14	bA	3114	CL7	C2A-C1A-CHA	-2.94	120.49	126.36
13	aA	3102	PHO	CAA-CBA-CGA	-2.94	104.67	113.25
14	bL	203	CL7	CED-O2D-CGD	2.94	122.58	115.94
14	cA	3105	CL7	O1D-CGD-CBD	-2.93	118.48	124.48
17	cA	3143	PQN	C16-C17-C18	-2.93	106.44	115.92
14	aB	3032	CL7	C1-C2-C3	-2.93	120.98	126.04
14	cL	203	CL7	C6-C5-C3	-2.93	105.78	113.45
14	aA	3119	CL7	CMD-C2D-C1D	-2.93	123.97	128.46
14	bB	808	CL7	C6-C5-C3	-2.93	105.78	113.45
14	aA	3132	CL7	O2D-CGD-O1D	-2.93	118.12	123.84
14	aA	3115	CL7	O2A-CGA-O1A	-2.93	116.21	123.59
14	aA	3133	CL7	C1-C2-C3	-2.92	120.98	126.04
14	cL	203	CL7	O2A-CGA-O1A	-2.92	116.22	123.59
14	cJ	101	CL7	O2A-CGA-O1A	-2.92	116.02	123.30

Continued on next page...

Continued from previous page...

Mol	Chain	Res	Type	Atoms	Z	Observed(°)	Ideal(°)
14	cA	3128	CL7	C1-C2-C3	-2.92	120.99	126.04
14	cB	815	CL7	O2D-CGD-O1D	-2.92	118.12	123.84
14	aB	3016	CL7	CHC-C1C-NC	-2.92	121.77	124.45
14	bB	808	CL7	CHC-C1C-NC	-2.92	121.77	124.45
14	cB	819	CL7	C1B-CHB-C4A	-2.92	124.33	130.12
14	aA	3119	CL7	CHC-C1C-NC	-2.92	121.77	124.45
14	cA	3104	CL7	O2D-CGD-O1D	-2.92	118.13	123.84
14	aL	202	CL7	CHC-C1C-NC	-2.92	121.77	124.45
14	bA	3108	CL7	O2D-CGD-O1D	-2.92	118.14	123.84
14	bB	822	CL7	O1D-CGD-CBD	-2.92	118.52	124.48
14	cB	824	CL7	CMD-C2D-C1D	-2.91	123.98	128.46
14	cA	3114	CL7	C4-C3-C5	-2.91	110.37	115.27
14	aB	3018	CL7	C3A-C4A-CHB	-2.91	119.38	123.70
14	aA	3129	CL7	C4C-C3C-C2C	2.91	110.92	107.13
14	aB	3014	CL7	OBD-CAD-CBD	-2.91	121.74	125.89
14	cA	3141	CL7	C6-C7-C8	-2.91	106.52	115.92
14	aA	3131	CL7	OBD-CAD-C3D	-2.91	123.15	127.98
14	cA	3105	CL7	CMD-C2D-C1D	-2.91	124.00	128.46
14	aA	3123	CL7	CHC-C1C-NC	-2.91	121.78	124.45
14	cB	806	CL7	C1-C2-C3	-2.91	121.02	126.04
14	aB	3019	CL7	CHC-C1C-NC	-2.91	121.78	124.45
14	bB	820	CL7	C2A-C1A-CHA	-2.90	120.55	126.36
14	bB	816	CL7	C1A-NA-C4A	-2.90	104.54	106.30
14	bB	827	CL7	O1D-CGD-CBD	-2.90	118.54	124.48
14	aA	3130	CL7	C1C-C2C-C3C	2.90	111.18	106.94
14	aA	3110	CL7	C1A-NA-C4A	-2.90	104.55	106.30
14	aA	3120	CL7	C2A-C1A-CHA	-2.90	120.56	126.36
14	bB	807	CL7	O2A-CGA-O1A	-2.90	116.27	123.59
14	cB	826	CL7	C3B-C4B-NB	-2.90	105.46	109.21
14	aA	3141	CL7	O1D-CGD-CBD	-2.90	118.55	124.48
17	bA	3143	PQN	C16-C17-C18	-2.90	106.55	115.92
14	aB	3023	CL7	C6-C5-C3	-2.90	105.85	113.45
14	aA	3111	CL7	O1D-CGD-CBD	-2.90	118.55	124.48
14	aA	3133	CL7	O2A-CGA-O1A	-2.90	116.28	123.59
13	cB	801	PHO	CAA-CBA-CGA	-2.90	104.78	113.25
14	bA	3109	CL7	CAA-C2A-C3A	-2.89	109.34	116.10
14	aL	203	CL7	OBD-CAD-C3D	-2.89	123.18	127.98
14	cA	3119	CL7	C2A-C1A-CHA	-2.89	120.58	126.36
14	cA	3128	CL7	C4C-C3C-C2C	2.89	110.90	107.13
14	bA	3132	CL7	CAC-C3C-C2C	-2.89	122.58	127.53
14	bA	3140	CL7	O1D-CGD-CBD	-2.89	118.57	124.48
14	cA	3122	CL7	O2A-CGA-O1A	-2.89	116.30	123.59

Continued on next page...

Continued from previous page...

Mol	Chain	Res	Type	Atoms	Z	Observed(°)	Ideal(°)
14	cB	819	CL7	OBD-CAD-CBD	-2.89	121.77	125.89
14	bB	826	CL7	OBD-CAD-CBD	-2.89	121.77	125.89
14	aA	3104	CL7	C3A-C4A-CHB	-2.89	119.42	123.70
14	aB	3032	CL7	CHC-C1C-NC	-2.88	121.80	124.45
14	cA	3125	CL7	CMD-C2D-C1D	-2.88	124.03	128.46
14	aA	3143	CL7	C1-C2-C3	-2.88	121.06	126.04
14	bB	810	CL7	CAA-C2A-C3A	-2.88	104.89	112.78
14	cA	3131	CL7	OBD-CAD-CBD	-2.88	121.78	125.89
14	aB	3026	CL7	OBD-CAD-C3D	-2.88	123.20	127.98
14	bB	833	CL7	O1D-CGD-CBD	-2.88	118.59	124.48
14	cL	205	CL7	CMD-C2D-C1D	-2.88	124.04	128.46
14	aA	3143	CL7	C3A-C2A-C1A	2.88	105.65	101.34
14	aA	3118	CL7	CHC-C1C-NC	-2.88	121.81	124.45
14	cB	824	CL7	O2D-CGD-O1D	-2.88	118.21	123.84
14	bB	813	CL7	CMD-C2D-C1D	-2.88	124.04	128.46
14	bA	3132	CL7	C1-C2-C3	-2.88	121.07	126.04
14	bA	3106	CL7	C6-C7-C8	-2.87	106.63	115.92
17	aB	3027	PQN	C2M-C2-C1	-2.87	111.51	116.27
14	bB	831	CL7	O2D-CGD-O1D	-2.87	118.22	123.84
14	aA	3109	CL7	CAC-C3C-C2C	-2.87	122.62	127.53
14	cA	3118	CL7	CMD-C2D-C1D	-2.87	124.05	128.46
14	cL	205	CL7	C3A-C4A-CHB	-2.87	119.44	123.70
14	aA	3129	CL7	O2D-CGD-CBD	2.87	116.37	111.27
17	cB	828	PQN	C2M-C2-C1	-2.87	111.51	116.27
14	aA	3121	CL7	C3B-C4B-NB	-2.87	105.50	109.21
14	cA	3122	CL7	C3A-C2A-C1A	2.87	105.64	101.34
14	aA	3105	CL7	C3A-C4A-CHB	-2.87	119.44	123.70
14	aB	3009	CL7	C3A-C4A-CHB	-2.87	119.44	123.70
14	cB	824	CL7	C6-C5-C3	-2.87	105.94	113.45
14	aK	101	CL7	CHC-C1C-NC	-2.87	121.82	124.45
14	bL	203	CL7	CHC-C1C-NC	-2.87	121.82	124.45
14	aB	3003	CL7	CMD-C2D-C1D	-2.86	124.06	128.46
14	bA	3128	CL7	O2A-CGA-O1A	-2.86	116.36	123.59
14	cB	820	CL7	C3A-C4A-CHB	-2.86	119.45	123.70
14	bA	3127	CL7	C2A-C1A-CHA	-2.86	120.64	126.36
14	aA	3115	CL7	C1-O2A-CGA	-2.86	108.93	116.44
14	cB	831	CL7	O2D-CGD-O1D	-2.86	118.24	123.84
14	bA	3104	CL7	O2D-CGD-O1D	-2.86	118.25	123.84
14	cA	3105	CL7	C4C-C3C-C2C	2.86	110.85	107.13
14	bA	3120	CL7	CMD-C2D-C1D	-2.86	124.07	128.46
14	aA	3106	CL7	O1D-CGD-CBD	-2.86	118.64	124.48
12	aA	3101	G9R	CHC-C1C-C2C	-2.86	118.54	125.73

Continued on next page...

Continued from previous page...

Mol	Chain	Res	Type	Atoms	Z	Observed(°)	Ideal(°)
14	aB	3025	CL7	C2A-C1A-CHA	-2.86	120.65	126.36
14	cA	3128	CL7	C3A-C4A-CHB	-2.86	119.46	123.70
14	bB	826	CL7	C3B-C4B-NB	-2.85	105.52	109.21
14	aA	3130	CL7	OBD-CAD-C3D	-2.85	123.24	127.98
14	aA	3110	CL7	CED-O2D-CGD	2.85	122.39	115.94
14	cA	3122	CL7	OBD-CAD-CBD	-2.85	121.82	125.89
14	bA	3132	CL7	C3A-C2A-C1A	2.85	105.61	101.34
14	bB	807	CL7	C4-C3-C5	-2.85	110.47	115.27
14	aB	3008	CL7	C3A-C4A-CHB	-2.85	119.47	123.70
14	bB	832	CL7	O1D-CGD-CBD	-2.85	118.65	124.48
14	aB	3007	CL7	C1-O2A-CGA	-2.85	108.96	116.44
14	cA	3106	CL7	C16-C15-C13	-2.85	106.70	115.92
14	aA	3113	CL7	OBD-CAD-C3D	-2.85	123.25	127.98
14	cA	3117	CL7	OBD-CAD-C3D	-2.85	123.25	127.98
13	aB	3004	PHO	OBD-CAD-CBD	-2.85	121.64	125.82
14	bB	832	CL7	CAC-C3C-C2C	-2.85	122.66	127.53
14	bA	3140	CL7	OBD-CAD-C3D	-2.85	123.25	127.98
14	cA	3109	CL7	O1D-CGD-CBD	-2.85	118.66	124.48
14	aB	3012	CL7	CMD-C2D-C1D	-2.85	124.09	128.46
14	bA	3132	CL7	CED-O2D-CGD	2.85	122.38	115.94
12	bA	3101	G9R	CGD-CBD-CAD	-2.85	101.52	110.73
14	aB	3019	CL7	O2A-CGA-O1A	-2.85	116.41	123.59
14	bA	3122	CL7	CHA-C1A-NA	-2.84	119.25	125.98
14	bA	3140	CL7	CMD-C2D-C1D	-2.84	124.09	128.46
14	bB	819	CL7	C6-C7-C8	-2.84	106.73	115.92
14	aB	3009	CL7	C4-C3-C5	-2.84	110.49	115.27
12	bA	3101	G9R	C2C-C1C-NC	2.84	114.08	109.79
14	cA	3129	CL7	C3D-CAD-CBD	2.84	111.34	107.61
14	aL	203	CL7	C11-C12-C13	-2.84	106.74	115.92
14	cB	817	CL7	CMD-C2D-C1D	-2.84	124.10	128.46
14	aB	3025	CL7	CMD-C2D-C1D	-2.84	124.11	128.46
14	cA	3106	CL7	CMD-C2D-C1D	-2.84	124.11	128.46
14	bA	3132	CL7	O1D-CGD-CBD	-2.84	118.68	124.48
14	cB	809	CL7	O2D-CGD-O1D	-2.83	118.30	123.84
14	bA	3140	CL7	CHC-C1C-NC	-2.83	121.85	124.45
14	cK	101	CL7	CAD-CBD-CHA	-2.83	101.90	105.11
17	cB	828	PQN	O4-C4-C5	-2.83	116.98	121.56
14	bA	3105	CL7	C4C-C3C-C2C	2.83	110.81	107.13
14	bL	205	CL7	CMD-C2D-C1D	-2.83	124.12	128.46
14	cA	3141	CL7	O1D-CGD-CBD	-2.82	118.71	124.48
14	cA	3127	CL7	C2A-C1A-CHA	-2.82	120.72	126.36
14	bA	3120	CL7	CHC-C1C-NC	-2.82	121.86	124.45

Continued on next page...

Continued from previous page...

Mol	Chain	Res	Type	Atoms	Z	Observed(°)	Ideal(°)
14	aA	3132	CL7	OBD-CAD-CBD	-2.82	121.86	125.89
14	bA	3128	CL7	C3D-CAD-CBD	2.82	111.32	107.61
14	cA	3107	CL7	O2D-CGD-O1D	-2.82	118.32	123.84
14	cA	3116	CL7	C1A-NA-C4A	-2.82	104.60	106.30
14	bA	3116	CL7	O2A-CGA-O1A	-2.82	116.48	123.59
14	bA	3119	CL7	C2A-C1A-CHA	-2.82	120.73	126.36
14	cA	3105	CL7	OBD-CAD-C3D	-2.82	123.31	127.98
14	bA	3110	CL7	CED-O2D-CGD	2.81	122.30	115.94
14	aA	3125	CL7	C7-C6-C5	-2.81	105.72	113.36
17	bB	828	PQN	C2M-C2-C1	-2.81	111.61	116.27
14	bA	3102	CL7	C4C-C3C-C2C	2.81	110.79	107.13
14	aA	3128	CL7	C3A-C4A-CHB	-2.81	119.54	123.70
14	bB	804	CL7	C3B-C4B-NB	-2.80	105.58	109.21
17	aB	3027	PQN	C11-C12-C13	-2.80	122.13	126.79
14	aA	3142	CL7	C3A-C4A-CHB	-2.80	119.54	123.70
14	bA	3117	CL7	CHC-C1C-NC	-2.80	121.88	124.45
14	cA	3108	CL7	O2D-CGD-O1D	-2.80	118.36	123.84
14	aA	3140	CL7	C6-C5-C3	-2.80	106.11	113.45
14	bB	808	CL7	C1-C2-C3	-2.80	121.20	126.04
14	aA	3106	CL7	CMD-C2D-C1D	-2.80	124.16	128.46
14	cA	3125	CL7	C3A-C2A-C1A	2.80	105.53	101.34
14	cA	3139	CL7	C3A-C4A-CHB	-2.80	119.55	123.70
14	bA	3110	CL7	C3A-C4A-CHB	-2.80	119.55	123.70
14	cA	3108	CL7	OBD-CAD-C3D	-2.80	123.34	127.98
14	bB	810	CL7	C6-C7-C8	-2.80	106.88	115.92
14	cB	825	CL7	C3A-C4A-CHB	-2.80	119.55	123.70
14	cB	816	CL7	C1A-NA-C4A	-2.80	104.61	106.30
12	aA	3101	G9R	CMA-C3A-C2A	-2.80	102.55	113.83
14	bB	831	CL7	CMD-C2D-C1D	-2.80	124.17	128.46
14	cA	3132	CL7	CMD-C2D-C1D	-2.80	124.17	128.46
14	bA	3117	CL7	OBD-CAD-C3D	-2.79	123.34	127.98
14	bA	3106	CL7	C16-C15-C13	-2.79	106.89	115.92
14	cB	807	CL7	CBC-CAC-C3C	2.79	120.13	112.43
14	aA	3122	CL7	CGD-CBD-CAD	-2.79	101.69	110.73
14	aB	3018	CL7	C1B-CHB-C4A	-2.79	124.59	130.12
14	aB	3006	CL7	O2A-CGA-O1A	-2.79	116.55	123.59
14	cA	3128	CL7	CAC-C3C-C4C	2.79	129.07	124.68
14	aA	3123	CL7	C3A-C2A-C1A	2.79	105.52	101.34
14	aB	3031	CL7	CAA-C2A-C3A	-2.79	105.14	112.78
14	cB	816	CL7	CMC-C2C-C3C	2.79	133.68	126.12
14	aB	3003	CL7	C6-C5-C3	-2.79	106.15	113.45
14	aB	3030	CL7	OBD-CAD-CBD	-2.79	121.92	125.89

Continued on next page...

Continued from previous page...

Mol	Chain	Res	Type	Atoms	Z	Observed(°)	Ideal(°)
14	bA	3102	CL7	OBD-CAD-C3D	-2.78	123.36	127.98
14	bA	3128	CL7	C4C-C3C-C2C	2.78	110.75	107.13
14	bB	804	CL7	C7-C6-C5	-2.78	105.81	113.36
14	aA	3129	CL7	OBB-CAB-C3B	-2.78	118.86	124.91
14	cA	3129	CL7	C3B-C4B-NB	-2.78	105.62	109.21
14	aL	203	CL7	CHA-C1A-NA	-2.78	119.41	125.98
14	bA	3133	CL7	O1D-CGD-CBD	-2.78	118.80	124.48
14	aA	3113	CL7	C1B-CHB-C4A	-2.78	124.62	130.12
14	bB	817	CL7	CMD-C2D-C1D	-2.77	124.20	128.46
14	aA	3125	CL7	CAC-C3C-C2C	-2.77	122.78	127.53
14	bB	833	CL7	C3A-C2A-C1A	2.77	105.49	101.34
14	cA	3142	CL7	C3A-C2A-C1A	2.77	105.49	101.34
14	cA	3123	CL7	C4C-C3C-C2C	2.77	110.74	107.13
14	cB	832	CL7	C1A-NA-C4A	-2.77	104.62	106.30
14	bA	3125	CL7	CMD-C2D-C1D	-2.77	124.20	128.46
14	aA	3142	CL7	O1D-CGD-CBD	-2.77	118.81	124.48
14	aB	3005	CL7	C1-C2-C3	-2.77	121.25	126.04
14	cB	823	CL7	OBD-CAD-C3D	-2.77	123.38	127.98
14	cA	3116	CL7	C6-C5-C3	-2.77	106.19	113.45
14	bB	825	CL7	C3A-C4A-CHB	-2.77	119.59	123.70
14	bL	203	CL7	O2A-CGA-O1A	-2.77	116.61	123.59
14	aA	3141	CL7	CMD-C2D-C1D	-2.77	124.21	128.46
14	aA	3121	CL7	CAA-C2A-C3A	-2.77	105.20	112.78
14	bA	3106	CL7	CMD-C2D-C1D	-2.77	124.21	128.46
14	cA	3119	CL7	O2A-CGA-O1A	-2.76	114.48	123.14
14	aA	3133	CL7	CED-O2D-CGD	2.76	122.18	115.94
14	cB	816	CL7	O2D-CGD-O1D	-2.76	118.44	123.84
14	aA	3108	CL7	C4C-C3C-C2C	2.76	110.72	107.13
14	cL	204	CL7	C3A-C4A-CHB	-2.76	119.60	123.70
14	cA	3129	CL7	CAA-C2A-C1A	-2.76	104.91	112.08
14	aB	3031	CL7	CAC-C3C-C2C	-2.76	122.81	127.53
14	bA	3119	CL7	C3B-C4B-NB	-2.76	105.64	109.21
13	bB	801	PHO	CAA-CBA-CGA	-2.76	105.20	113.25
14	aB	3018	CL7	C3D-CAD-CBD	2.76	111.23	107.61
14	bA	3105	CL7	CMD-C2D-C1D	-2.75	124.23	128.46
14	bA	3120	CL7	C3A-C4A-CHB	-2.75	119.61	123.70
14	cA	3126	CL7	OBD-CAD-C3D	-2.75	123.41	127.98
14	aB	3019	CL7	CAA-C2A-C3A	-2.75	105.25	112.78
14	bA	3129	CL7	C1C-C2C-C3C	2.75	110.96	106.94
14	cA	3102	CL7	C5-C3-C2	-2.75	115.56	121.12
14	bA	3121	CL7	CGD-CBD-CAD	-2.75	101.84	110.73
19	bB	830	LMG	O6-C5-C4	-2.74	104.71	109.69

Continued on next page...

Continued from previous page...

Mol	Chain	Res	Type	Atoms	Z	Observed(°)	Ideal(°)
14	cB	832	CL7	C1B-CHB-C4A	-2.74	124.69	130.12
14	cA	3128	CL7	C4-C3-C5	-2.74	110.66	115.27
14	bB	826	CL7	CHC-C1C-NC	-2.74	121.94	124.45
14	cB	807	CL7	C1A-NA-C4A	-2.74	104.64	106.30
14	bB	823	CL7	OBD-CAD-C3D	-2.74	123.43	127.98
14	aA	3129	CL7	O1D-CGD-CBD	-2.74	118.88	124.48
14	cA	3122	CL7	CHA-C1A-NA	-2.74	119.50	125.98
14	cB	803	CL7	C11-C10-C8	-2.74	107.07	115.92
14	cB	832	CL7	CAC-C3C-C2C	-2.74	122.85	127.53
12	bA	3101	G9R	OBD-CAD-C3D	-2.74	121.94	128.52
14	cB	813	CL7	CMD-C2D-C1D	-2.73	124.26	128.46
14	aA	3129	CL7	C3A-C4A-CHB	-2.73	119.64	123.70
14	aB	3006	CL7	CAC-C3C-C4C	2.73	128.98	124.68
14	bA	3129	CL7	C3A-C2A-C1A	2.73	104.91	101.64
14	aB	3006	CL7	C4-C3-C5	-2.73	110.68	115.27
13	bB	801	PHO	O2D-CGD-CBD	2.73	114.45	111.00
14	cB	820	CL7	C6-C5-C3	-2.73	106.30	113.45
14	cB	827	CL7	CHA-C1A-NA	-2.73	119.53	125.98
14	cB	832	CL7	CAA-C2A-C3A	-2.73	105.31	112.78
19	aB	3029	LMG	O2-C2-C3	-2.72	104.05	110.35
14	aB	3005	CL7	C16-C15-C13	-2.72	107.12	115.92
14	cB	826	CL7	C2A-C1A-CHA	-2.72	120.92	126.36
14	aA	3128	CL7	O2D-CGD-O1D	-2.72	118.52	123.84
14	bA	3105	CL7	O1D-CGD-CBD	-2.72	118.92	124.48
14	bB	831	CL7	CHC-C1C-NC	-2.72	121.95	124.45
14	aB	3005	CL7	O1D-CGD-CBD	-2.72	118.92	124.48
14	aL	203	CL7	C3D-CAD-CBD	2.72	111.19	107.61
14	aB	3016	CL7	OBD-CAD-C3D	-2.72	123.47	127.98
14	aA	3115	CL7	C6-C7-C8	-2.72	107.13	115.92
14	aB	3022	CL7	OBD-CAD-C3D	-2.72	123.47	127.98
14	aA	3106	CL7	CAC-C3C-C2C	-2.72	122.88	127.53
14	cA	3129	CL7	CMD-C2D-C1D	-2.72	124.29	128.46
14	bB	816	CL7	O1D-CGD-CBD	-2.72	118.93	124.48
14	bL	204	CL7	C11-C10-C8	-2.72	107.14	115.92
14	cB	808	CL7	C1-C2-C3	-2.72	121.35	126.04
14	cA	3114	CL7	CAC-C3C-C2C	-2.72	122.88	127.53
17	aA	3144	PQN	C16-C17-C18	-2.72	107.14	115.92
14	aB	3026	CL7	CAC-C3C-C4C	2.71	128.95	124.68
14	bB	819	CL7	C1B-CHB-C4A	-2.71	124.75	130.12
12	aA	3101	G9R	OBD-CAD-C3D	-2.71	122.00	128.52
14	bL	204	CL7	O1D-CGD-CBD	-2.71	118.94	124.48
14	cA	3116	CL7	CHC-C1C-NC	-2.71	121.97	124.45

Continued on next page...

Continued from previous page...

Mol	Chain	Res	Type	Atoms	Z	Observed(°)	Ideal(°)
14	cA	3105	CL7	CAC-C3C-C2C	-2.71	122.90	127.53
14	aB	3007	CL7	C1-C2-C3	-2.71	121.36	126.04
14	cB	807	CL7	CAC-C3C-C4C	2.71	128.94	124.68
14	aA	3129	CL7	OBD-CAD-C3D	-2.71	123.49	127.98
14	cA	3126	CL7	C1-C2-C3	-2.71	121.36	126.04
14	bB	810	CL7	CHC-C1C-NC	-2.70	121.97	124.45
14	aA	3133	CL7	O1D-CGD-CBD	-2.70	118.96	124.48
14	bA	3105	CL7	CAC-C3C-C2C	-2.70	122.91	127.53
14	bA	3132	CL7	CHA-C1A-NA	-2.70	119.59	125.98
14	aA	3133	CL7	CHA-C1A-NA	-2.70	119.60	125.98
14	aA	3107	CL7	CHC-C1C-NC	-2.70	121.98	124.45
14	aA	3124	CL7	C1A-NA-C4A	2.70	107.93	106.30
14	aB	3006	CL7	C6-C5-C3	-2.70	106.39	113.45
14	bB	815	CL7	O2D-CGD-O1D	-2.69	118.57	123.84
14	bA	3118	CL7	OBD-CAD-C3D	-2.69	123.51	127.98
14	cA	3114	CL7	C6-C5-C3	-2.69	106.39	113.45
14	bL	204	CL7	CHA-C1A-NA	-2.69	119.61	125.98
14	bA	3118	CL7	CMD-C2D-C1D	-2.69	124.33	128.46
14	cB	833	CL7	C1-C2-C3	-2.69	121.39	126.04
17	aA	3144	PQN	C15-C13-C12	-2.69	115.67	121.12
14	bA	3102	CL7	CMD-C2D-C1D	-2.69	124.33	128.46
14	aB	3018	CL7	C1-O2A-CGA	-2.69	109.39	116.44
14	aA	3106	CL7	C4C-C3C-C2C	2.69	110.63	107.13
14	bA	3123	CL7	C4C-C3C-C2C	2.69	110.63	107.13
14	bA	3139	CL7	CAA-C2A-C3A	-2.69	105.41	112.78
16	cA	3138	LHG	O4-P-O5	2.69	125.54	112.24
14	cB	804	CL7	O2D-CGD-O1D	-2.69	118.58	123.84
14	bA	3132	CL7	C3B-C4B-NB	-2.69	105.74	109.21
14	cA	3124	CL7	C3D-CAD-CBD	2.69	111.14	107.61
14	bA	3115	CL7	C3A-C4A-CHB	-2.69	119.71	123.70
17	bA	3143	PQN	C17-C16-C15	-2.69	106.06	113.36
14	aB	3025	CL7	O2D-CGD-CBD	2.69	116.04	111.27
14	cA	3107	CL7	C4C-C3C-C2C	2.69	110.63	107.13
14	cB	831	CL7	O2A-CGA-O1A	-2.69	116.81	123.59
14	cB	831	CL7	CAA-C2A-C3A	-2.69	105.42	112.78
14	aA	3142	CL7	C7-C6-C5	-2.68	106.07	113.36
14	cA	3119	CL7	C3B-C4B-NB	-2.68	105.74	109.21
14	bA	3127	CL7	C3A-C4A-CHB	-2.68	119.72	123.70
12	cA	3101	G9R	C2A-C1A-NA	2.68	116.40	112.66
14	cB	807	CL7	C6-C5-C3	-2.68	106.42	113.45
14	cB	833	CL7	O1D-CGD-CBD	-2.68	119.00	124.48
14	bB	807	CL7	CAC-C3C-C4C	2.68	128.90	124.68

Continued on next page...

Continued from previous page...

Mol	Chain	Res	Type	Atoms	Z	Observed(°)	Ideal(°)
14	bA	3125	CL7	OBD-CAD-CBD	-2.68	122.07	125.89
14	bB	804	CL7	CMD-C2D-C1D	-2.68	124.35	128.46
14	bA	3131	CL7	OBD-CAD-CBD	-2.68	122.07	125.89
14	bB	824	CL7	C6-C5-C3	-2.67	106.44	113.45
19	cB	830	LMG	O2-C2-C3	-2.67	104.17	110.35
14	aL	204	CL7	OBD-CAD-C3D	-2.67	123.54	127.98
14	cB	810	CL7	C1-C2-C3	-2.67	121.42	126.04
14	bA	3128	CL7	CBA-CAA-C2A	2.67	121.75	113.86
14	bA	3124	CL7	C7-C6-C5	-2.67	106.10	113.36
14	aA	3111	CL7	O2D-CGD-O1D	-2.67	118.61	123.84
14	aA	3124	CL7	C4-C3-C5	-2.67	112.93	115.98
14	bB	827	CL7	CMA-C3A-C2A	-2.67	103.06	113.83
14	cA	3132	CL7	CHA-C1A-NA	-2.67	119.66	125.98
14	bB	807	CL7	CBC-CAC-C3C	2.67	119.78	112.43
14	cA	3110	CL7	O2D-CGD-O1D	-2.66	118.63	123.84
14	bA	3115	CL7	OBD-CAD-C3D	-2.66	123.56	127.98
14	bB	833	CL7	CHC-C1C-NC	-2.66	122.01	124.45
14	bA	3126	CL7	O2D-CGD-CBD	2.66	116.00	111.27
14	aL	203	CL7	OBD-CAD-CBD	-2.66	122.10	125.89
17	cB	828	PQN	C11-C12-C13	-2.66	122.37	126.79
14	cA	3104	CL7	CMD-C2D-C1D	-2.66	124.38	128.46
14	bA	3124	CL7	CMB-C2B-C3B	-2.66	119.70	124.68
14	cA	3127	CL7	C3A-C4A-CHB	-2.66	119.76	123.70
14	aL	202	CL7	OBD-CAD-C3D	-2.66	123.57	127.98
14	aB	3009	CL7	OBD-CAD-CBD	-2.66	122.10	125.89
14	aA	3117	CL7	C3C-C4C-NC	2.66	112.10	110.18
14	aA	3108	CL7	C6-C5-C3	-2.66	106.49	113.45
14	bB	832	CL7	CAA-C2A-C3A	-2.65	105.51	112.78
16	bA	3138	LHG	O4-P-O5	2.65	125.35	112.24
14	bA	3114	CL7	CAC-C3C-C2C	-2.65	123.00	127.53
16	aA	3139	LHG	O4-P-O5	2.64	125.31	112.24
19	cB	830	LMG	O6-C5-C4	-2.64	104.89	109.69
14	cL	203	CL7	CHC-C1C-NC	-2.64	122.02	124.45
14	cB	832	CL7	C3A-C4A-CHB	-2.64	119.78	123.70
14	cA	3140	CL7	CHC-C1C-NC	-2.64	122.03	124.45
14	aB	3025	CL7	O2A-CGA-O1A	-2.64	116.93	123.59
14	aA	3116	CL7	C3A-C4A-CHB	-2.64	119.78	123.70
14	aB	3030	CL7	O1D-CGD-CBD	-2.64	119.08	124.48
14	bA	3129	CL7	CAA-C2A-C1A	-2.64	105.23	112.08
12	aA	3101	G9R	O2A-C1-C2	-2.64	101.70	108.64
14	aB	3008	CL7	O2D-CGD-O1D	-2.64	118.68	123.84
14	aB	3008	CL7	CGD-CBD-CAD	-2.64	102.20	110.73

Continued on next page...

Continued from previous page...

Mol	Chain	Res	Type	Atoms	Z	Observed(°)	Ideal(°)
14	aK	101	CL7	OBD-CAD-C3D	-2.64	124.50	127.19
14	aB	3030	CL7	O2A-CGA-O1A	-2.64	116.94	123.59
14	aA	3121	CL7	C4-C3-C5	-2.63	112.97	115.98
14	cB	804	CL7	C3B-C4B-NB	-2.63	105.80	109.21
14	cB	810	CL7	OBD-CAD-C3D	-2.63	123.61	127.98
14	cB	806	CL7	C2A-C1A-CHA	-2.63	121.10	126.36
14	cA	3115	CL7	OBD-CAD-C3D	-2.63	123.61	127.98
14	bA	3131	CL7	C3A-C2A-C1A	2.63	104.79	101.64
14	aB	3026	CL7	CBC-CAC-C3C	2.63	119.68	112.43
14	cA	3119	CL7	O2D-CGD-O1D	-2.63	118.70	123.84
14	aB	3032	CL7	C1-O2A-CGA	-2.63	109.56	116.44
14	cL	204	CL7	CHA-C1A-NA	-2.62	119.77	125.98
14	bA	3102	CL7	O2A-CGA-O1A	-2.62	116.97	123.59
14	aB	3006	CL7	CBC-CAC-C3C	2.62	119.66	112.43
14	bA	3127	CL7	CAA-C2A-C3A	-2.62	105.60	112.78
14	aA	3141	CL7	C3A-C2A-C1A	2.62	105.26	101.34
14	bA	3124	CL7	C6-C5-C3	-2.62	106.59	113.45
14	cB	831	CL7	CMD-C2D-C1D	-2.62	124.44	128.46
14	cA	3115	CL7	C3A-C4A-CHB	-2.62	119.82	123.70
14	bL	204	CL7	CMD-C2D-C1D	-2.62	124.44	128.46
14	aA	3130	CL7	CAA-C2A-C1A	-2.62	105.29	112.08
14	aB	3005	CL7	C4-C3-C5	-2.62	110.87	115.27
14	cA	3124	CL7	C7-C6-C5	-2.61	106.26	113.36
14	bB	809	CL7	CGD-CBD-CAD	-2.61	102.28	110.73
14	bB	820	CL7	CHC-C1C-NC	-2.61	122.06	124.45
14	cB	807	CL7	O2A-CGA-O1A	-2.61	117.01	123.59
14	cB	818	CL7	O1D-CGD-CBD	-2.61	119.15	124.48
14	bA	3126	CL7	O2A-CGA-O1A	-2.60	117.02	123.59
14	aA	3126	CL7	CMD-C2D-C1D	-2.60	124.46	128.46
14	aB	3021	CL7	CMD-C2D-C1D	-2.60	124.46	128.46
14	bL	204	CL7	C6-C7-C8	-2.60	107.50	115.92
14	cB	833	CL7	O2A-CGA-O1A	-2.60	117.02	123.59
14	cA	3106	CL7	C6-C5-C3	-2.60	106.63	113.45
14	bB	826	CL7	O2D-CGD-CBD	2.60	115.89	111.27
14	bB	833	CL7	O2A-CGA-O1A	-2.60	117.03	123.59
14	cA	3113	CL7	CMB-C2B-C1B	2.60	132.46	128.46
17	aA	3144	PQN	C11-C12-C13	-2.60	122.47	126.79
14	bB	824	CL7	O2D-CGD-O1D	-2.59	118.77	123.84
14	aB	3005	CL7	C2A-C1A-CHA	-2.59	121.18	126.36
14	cA	3130	CL7	CMD-C2D-C1D	-2.59	124.48	128.46
14	aA	3134	CL7	C3A-C2A-C1A	2.59	104.74	101.64
14	aA	3128	CL7	CBA-CAA-C2A	-2.59	106.21	113.86

Continued on next page...

Continued from previous page...

Mol	Chain	Res	Type	Atoms	Z	Observed(°)	Ideal(°)
14	bA	3106	CL7	C6-C5-C3	-2.59	106.66	113.45
14	aA	3117	CL7	CHC-C1C-NC	-2.59	122.07	124.45
14	aA	3120	CL7	C3A-C4A-CHB	-2.59	119.86	123.70
14	bB	826	CL7	O2A-CGA-O1A	-2.59	117.05	123.59
14	bB	827	CL7	CAC-C3C-C4C	2.59	128.75	124.68
14	bA	3122	CL7	C2A-C1A-CHA	-2.59	121.18	126.36
14	bA	3122	CL7	CHC-C1C-NC	-2.59	122.07	124.45
14	aA	3105	CL7	CMD-C2D-C1D	-2.59	124.48	128.46
14	aB	3010	CL7	CAC-C3C-C2C	-2.59	123.10	127.53
14	aA	3115	CL7	C14-C13-C12	-2.59	101.92	111.29
14	cA	3108	CL7	C3A-C2A-C1A	2.59	105.21	101.34
14	aA	3126	CL7	OBD-CAD-CBD	-2.59	122.20	125.89
14	cA	3128	CL7	CHC-C1C-NC	2.59	126.83	124.45
14	bA	3108	CL7	CAA-C2A-C3A	-2.58	107.80	114.26
14	cA	3114	CL7	CAA-C2A-C1A	-2.58	103.69	112.19
14	bA	3131	CL7	C3A-C4A-CHB	-2.58	119.87	123.70
14	bA	3120	CL7	C3D-CAD-CBD	2.58	111.01	107.61
14	bA	3129	CL7	C3B-C4B-NB	-2.58	105.87	109.21
14	aB	3018	CL7	O2D-CGD-O1D	-2.58	118.79	123.84
14	bL	205	CL7	OBD-CAD-C3D	-2.58	123.70	127.98
14	bA	3121	CL7	OBD-CAD-C3D	-2.58	123.70	127.98
14	bB	809	CL7	C3D-CAD-CBD	2.58	111.00	107.61
14	cA	3142	CL7	OBD-CAD-C3D	-2.58	123.70	127.98
14	cB	831	CL7	CHA-C1A-NA	-2.58	119.88	125.98
14	bB	808	CL7	CBC-CAC-C3C	-2.58	105.33	112.43
14	aB	3015	CL7	OBD-CAD-C3D	-2.58	123.70	127.98
13	bB	805	PHO	C6-C7-C8	-2.57	107.60	115.92
14	cB	819	CL7	C6-C7-C8	-2.57	107.60	115.92
14	bA	3120	CL7	C4-C3-C2	-2.57	117.08	123.68
14	cB	811	CL7	CAA-C2A-C3A	-2.57	110.10	116.10
14	cA	3132	CL7	C3B-C4B-NB	-2.57	105.89	109.21
16	aA	3139	LHG	P-O3-C3	-2.57	106.63	121.68
14	cB	810	CL7	CAA-C2A-C3A	-2.57	105.75	112.78
14	bB	810	CL7	OBD-CAD-CBD	-2.57	122.23	125.89
14	cL	205	CL7	C3A-C2A-C1A	2.57	105.18	101.34
14	cA	3132	CL7	O2A-CGA-O1A	-2.57	117.12	123.59
14	aA	3111	CL7	C3A-C4A-CHB	-2.56	119.89	123.70
14	bA	3102	CL7	O2A-CGA-CBA	2.56	119.95	111.91
14	cA	3107	CL7	C6-C5-C3	-2.56	106.74	113.45
14	bB	808	CL7	C7-C6-C5	-2.56	106.41	113.36
12	bA	3101	G9R	CHC-C1C-NC	-2.56	125.28	128.83
14	cB	819	CL7	O2D-CGD-O1D	-2.56	118.83	123.84

Continued on next page...

Continued from previous page...

Mol	Chain	Res	Type	Atoms	Z	Observed(°)	Ideal(°)
19	bB	830	LMG	O2-C2-C3	-2.56	104.44	110.35
14	bA	3107	CL7	C1A-NA-C4A	-2.56	104.75	106.30
14	aB	3006	CL7	C7-C6-C5	-2.56	106.42	113.36
14	aA	3127	CL7	O2D-CGD-CBD	2.56	115.81	111.27
14	cL	204	CL7	OBD-CAD-C3D	-2.56	123.74	127.98
14	aL	203	CL7	C2C-C1C-NC	2.56	111.99	110.10
14	aB	3011	CL7	CAA-C2A-C3A	-2.55	110.14	116.10
14	cB	808	CL7	CBC-CAC-C3C	-2.55	105.39	112.43
14	cB	826	CL7	CMD-C2D-C1D	-2.55	124.54	128.46
14	bB	816	CL7	OBD-CAD-C3D	-2.55	123.74	127.98
14	bA	3102	CL7	C7-C6-C5	-2.55	106.43	113.36
14	aB	3030	CL7	CHC-C1C-NC	-2.55	122.11	124.45
14	aB	3025	CL7	CHA-C1A-NA	-2.55	119.94	125.98
14	bA	3116	CL7	C6-C5-C3	-2.55	106.76	113.45
14	cA	3105	CL7	OBB-CAB-C3B	-2.55	119.35	124.91
14	aB	3023	CL7	O2D-CGD-O1D	-2.55	118.86	123.84
14	cB	824	CL7	CMB-C2B-C1B	2.55	132.38	128.46
14	aA	3129	CL7	CHC-C1C-NC	2.55	126.80	124.45
14	cB	833	CL7	CHC-C1C-NC	-2.55	122.11	124.45
14	bB	806	CL7	C1-C2-C3	-2.54	121.64	126.04
14	bB	831	CL7	CAA-C2A-C3A	-2.54	105.81	112.78
14	bB	819	CL7	C6-C5-C3	-2.54	106.79	113.45
14	aA	3123	CL7	C2A-C1A-CHA	-2.54	121.28	126.36
14	bA	3142	CL7	C3D-CAD-CBD	2.54	110.95	107.61
14	cA	3121	CL7	O1D-CGD-CBD	-2.54	119.28	124.48
14	aL	202	CL7	C11-C10-C8	-2.54	107.71	115.92
14	aB	3025	CL7	C11-C10-C8	-2.54	107.71	115.92
14	cA	3120	CL7	C3A-C2A-C1A	2.54	105.14	101.34
14	cB	812	CL7	CAA-C2A-C3A	-2.54	110.17	116.10
14	cB	819	CL7	C3A-C4A-CHB	-2.54	119.93	123.70
14	bA	3123	CL7	O2A-CGA-CBA	2.54	119.87	111.91
14	aA	3110	CL7	CHC-C1C-NC	-2.54	122.12	124.45
14	bA	3119	CL7	O2A-CGA-O1A	-2.53	115.20	123.14
14	cB	810	CL7	CHC-C1C-NC	-2.53	122.13	124.45
14	bA	3141	CL7	O1D-CGD-CBD	-2.53	119.30	124.48
14	cL	203	CL7	C3A-C2A-C1A	2.53	105.13	101.34
14	cA	3123	CL7	C3D-CAD-CBD	2.53	110.94	107.61
14	cA	3124	CL7	CAC-C3C-C2C	-2.53	123.20	127.53
14	bA	3122	CL7	CAA-C2A-C3A	-2.53	105.85	112.78
14	aK	101	CL7	CBD-CHA-C1A	2.53	134.58	129.44
14	aA	3116	CL7	OBD-CAD-C3D	-2.53	123.78	127.98
14	cA	3139	CL7	CAA-C2A-C3A	-2.53	105.85	112.78

Continued on next page...

Continued from previous page...

Mol	Chain	Res	Type	Atoms	Z	Observed(°)	Ideal(°)
14	bB	831	CL7	O1D-CGD-CBD	-2.53	119.31	124.48
14	bA	3116	CL7	CHC-C1C-NC	-2.53	122.13	124.45
14	bB	823	CL7	C3A-C2A-C1A	2.53	104.66	101.64
14	aA	3127	CL7	O2A-CGA-O1A	-2.53	117.22	123.59
14	aA	3116	CL7	CAA-C2A-C3A	-2.53	110.20	116.10
14	cA	3129	CL7	CMB-C2B-C1B	2.53	132.34	128.46
14	bA	3104	CL7	CMD-C2D-C1D	-2.52	124.58	128.46
12	aA	3101	G9R	C2A-C3A-C4A	-2.52	96.35	101.34
17	aB	3027	PQN	O4-C4-C5	-2.52	117.47	121.56
14	cA	3131	CL7	CMA-C3A-C2A	-2.52	110.21	116.10
14	aB	3013	CL7	OBD-CAD-CBD	-2.52	122.29	125.89
14	cA	3125	CL7	OBD-CAD-CBD	-2.52	122.29	125.89
14	bA	3109	CL7	O1D-CGD-CBD	-2.52	119.33	124.48
14	cB	804	CL7	C6-C7-C8	-2.52	107.77	115.92
14	cA	3126	CL7	CHC-C1C-NC	-2.52	122.14	124.45
14	cB	807	CL7	CAA-C2A-C3A	-2.52	105.89	112.78
12	aA	3101	G9R	C1-O2A-CGA	2.52	123.04	116.44
14	bB	812	CL7	CAA-C2A-C3A	-2.51	110.23	116.10
14	cA	3105	CL7	O2D-CGD-O1D	-2.51	118.92	123.84
14	bB	807	CL7	C7-C6-C5	-2.51	106.53	113.36
14	bA	3105	CL7	O2D-CGD-O1D	-2.51	118.92	123.84
14	cA	3102	CL7	CBC-CAC-C3C	-2.51	105.51	112.43
14	aB	3003	CL7	C6-C7-C8	-2.51	107.80	115.92
14	bA	3128	CL7	CMD-C2D-C1D	-2.51	124.61	128.46
14	aA	3141	CL7	O2D-CGD-O1D	-2.51	118.93	123.84
14	aA	3133	CL7	CAA-C2A-C3A	-2.51	105.91	112.78
14	cA	3123	CL7	OBD-CAD-CBD	-2.51	122.31	125.89
14	cA	3132	CL7	C1-C2-C3	-2.51	121.70	126.04
14	cA	3110	CL7	C3A-C4A-CHB	-2.51	119.98	123.70
14	bA	3114	CL7	CAA-C2A-C1A	-2.51	103.94	112.19
14	cB	806	CL7	C11-C12-C13	-2.51	107.82	115.92
14	aA	3130	CL7	OBD-CAD-CBD	-2.51	122.31	125.89
14	aB	3013	CL7	CHC-C1C-NC	-2.50	122.15	124.45
14	cB	826	CL7	CHA-C1A-NA	-2.50	120.05	125.98
14	aA	3117	CL7	C1B-CHB-C4A	-2.50	125.16	130.12
14	aA	3116	CL7	CMC-C2C-C1C	-2.50	120.30	124.71
14	aB	3003	CL7	C4C-C3C-C2C	2.50	110.39	107.13
14	cB	827	CL7	CBC-CAC-C3C	2.50	119.33	112.43
14	aB	3003	CL7	C7-C6-C5	-2.50	106.56	113.36
14	aB	3007	CL7	C7-C6-C5	-2.50	106.56	113.36
14	aA	3130	CL7	CAC-C3C-C4C	2.50	128.61	124.68
14	cA	3132	CL7	C2A-C1A-CHA	-2.50	121.36	126.36

Continued on next page...

Continued from previous page...

Mol	Chain	Res	Type	Atoms	Z	Observed(°)	Ideal(°)
14	bA	3124	CL7	C3D-CAD-CBD	2.50	110.90	107.61
17	bB	828	PQN	O4-C4-C5	-2.50	117.52	121.56
14	cA	3120	CL7	O1D-CGD-CBD	-2.50	119.37	124.48
19	aB	3029	LMG	O6-C5-C4	-2.50	105.16	109.69
17	bB	828	PQN	C19-C18-C20	-2.50	102.25	111.29
14	bA	3132	CL7	CMD-C2D-C1D	-2.50	124.63	128.46
14	aA	3117	CL7	C1A-NA-C4A	-2.50	104.79	106.30
14	cA	3120	CL7	C3A-C4A-CHB	-2.50	120.00	123.70
14	bA	3131	CL7	CMD-C2D-C1D	-2.49	124.63	128.46
14	bA	3123	CL7	OBD-CAD-CBD	-2.49	122.33	125.89
14	aA	3109	CL7	CAA-C2A-C3A	-2.49	108.03	114.26
14	aB	3009	CL7	CHC-C1C-NC	-2.49	122.16	124.45
14	bB	807	CL7	CHC-C1C-NC	-2.49	122.16	124.45
14	bA	3127	CL7	C4-C3-C5	-2.49	113.14	115.98
14	bB	820	CL7	O2A-CGA-O1A	-2.49	117.31	123.59
14	cA	3124	CL7	CMB-C2B-C3B	-2.49	120.02	124.68
14	cA	3121	CL7	OBD-CAD-C3D	-2.49	123.85	127.98
14	cA	3106	CL7	CHC-C1C-NC	-2.49	122.17	124.45
14	cB	814	CL7	OBD-CAD-CBD	-2.49	122.34	125.89
14	bB	824	CL7	CMB-C2B-C1B	2.49	132.29	128.46
14	aA	3127	CL7	CHC-C1C-NC	-2.49	122.17	124.45
14	bA	3139	CL7	C3A-C4A-CHB	-2.49	120.01	123.70
14	aA	3141	CL7	C3A-C4A-CHB	-2.48	120.02	123.70
14	bA	3142	CL7	OBD-CAD-C3D	-2.48	123.86	127.98
14	bA	3123	CL7	C3B-C4B-NB	-2.48	106.00	109.21
14	cA	3120	CL7	C3D-CAD-CBD	2.48	110.87	107.61
14	bA	3107	CL7	C6-C5-C3	-2.48	106.95	113.45
14	cA	3142	CL7	C1-C2-C3	-2.48	121.75	126.04
14	aA	3131	CL7	O1D-CGD-CBD	-2.48	119.41	124.48
14	cA	3132	CL7	O1D-CGD-CBD	-2.48	119.41	124.48
14	bA	3107	CL7	C4C-C3C-C2C	2.48	110.36	107.13
14	aA	3123	CL7	CHA-C1A-NA	-2.48	120.11	125.98
14	cB	826	CL7	CHC-C1C-NC	-2.48	122.17	124.45
14	aA	3103	CL7	CMD-C2D-C1D	-2.48	124.65	128.46
13	cB	805	PHO	C6-C7-C8	-2.48	107.91	115.92
14	aA	3142	CL7	C6-C7-C8	-2.48	107.91	115.92
14	bA	3130	CL7	CMD-C2D-C1D	-2.48	124.66	128.46
14	bB	822	CL7	CMD-C2D-C1D	-2.48	124.66	128.46
14	aA	3103	CL7	C4C-C3C-C2C	2.48	110.36	107.13
14	aB	3030	CL7	OBD-CAD-C3D	-2.48	123.87	127.98
14	aB	3032	CL7	O1D-CGD-CBD	-2.48	119.42	124.48
14	bL	204	CL7	C9-C8-C7	-2.48	102.32	111.29

Continued on next page...

Continued from previous page...

Mol	Chain	Res	Type	Atoms	Z	Observed(°)	Ideal(°)
14	bK	101	CL7	CHC-C1C-NC	-2.48	122.18	124.45
14	bA	3127	CL7	CGD-CBD-CAD	-2.47	102.73	110.73
14	cA	3127	CL7	C1-C2-C3	-2.47	121.77	126.04
14	aA	3133	CL7	C3A-C2A-C1A	2.47	105.04	101.34
14	bA	3105	CL7	OBB-CAB-C3B	-2.47	119.53	124.91
14	aA	3131	CL7	CHC-C1C-NC	-2.47	122.19	124.45
14	bA	3133	CL7	C3A-C2A-C1A	2.47	104.59	101.64
14	bA	3129	CL7	CMB-C2B-C1B	2.47	132.26	128.46
14	aB	3008	CL7	C3D-CAD-CBD	2.47	110.85	107.61
14	cB	803	CL7	C3B-C4B-NB	-2.47	106.02	109.21
14	cA	3123	CL7	O1D-CGD-CBD	-2.47	119.44	124.48
14	cA	3131	CL7	C3A-C4A-CHB	-2.47	120.04	123.70
14	bB	814	CL7	OBD-CAD-CBD	-2.47	122.37	125.89
14	cA	3128	CL7	O2D-CGD-O1D	-2.47	119.02	123.84
14	cA	3131	CL7	CMD-C2D-C1D	-2.46	124.68	128.46
14	aA	3141	CL7	OBD-CAD-C3D	-2.46	123.89	127.98
14	aA	3132	CL7	CMD-C2D-C1D	-2.46	124.68	128.46
14	cA	3128	CL7	OBD-CAD-CBD	-2.46	122.38	125.89
14	bB	827	CL7	C1-C2-C3	-2.46	121.78	126.04
14	aA	3133	CL7	C3B-C4B-NB	-2.46	106.03	109.21
14	cA	3132	CL7	C3D-CAD-CBD	2.46	110.85	107.61
14	aA	3103	CL7	C3A-C2A-C1A	2.46	105.02	101.34
14	cA	3129	CL7	CBC-CAC-C3C	-2.46	105.65	112.43
14	cB	831	CL7	CHC-C1C-NC	-2.46	122.20	124.45
14	cB	804	CL7	OBD-CAD-CBD	-2.46	122.39	125.89
14	cB	820	CL7	O2D-CGD-O1D	-2.46	119.03	123.84
14	aA	3105	CL7	OBD-CAD-C3D	-2.45	123.91	127.98
14	aA	3141	CL7	CHC-C1C-NC	-2.45	122.20	124.45
14	bA	3129	CL7	C3A-C4A-CHB	-2.45	120.06	123.70
14	bA	3123	CL7	C3A-C2A-C1A	2.45	105.01	101.34
14	aL	204	CL7	C3A-C4A-CHB	-2.45	120.06	123.70
14	aB	3025	CL7	C3B-C4B-NB	-2.45	106.04	109.21
14	cA	3115	CL7	CAA-C2A-C3A	-2.45	110.38	116.10
14	cB	804	CL7	C4C-C3C-C2C	2.45	110.32	107.13
14	cB	822	CL7	CMD-C2D-C1D	-2.45	124.70	128.46
14	cB	809	CL7	CGD-CBD-CAD	-2.45	102.80	110.73
14	cB	810	CL7	O2A-CGA-O1A	-2.45	117.41	123.59
14	aK	101	CL7	CAD-CBD-CHA	-2.45	102.34	105.11
14	cA	3127	CL7	O2A-CGA-O1A	-2.45	117.42	123.59
14	cB	823	CL7	C3A-C2A-C1A	2.45	104.57	101.64
14	cB	827	CL7	OBD-CAD-C3D	-2.45	123.92	127.98
14	cA	3125	CL7	C6-C7-C8	-2.44	108.03	115.92

Continued on next page...

Continued from previous page...

Mol	Chain	Res	Type	Atoms	Z	Observed(°)	Ideal(°)
14	bA	3116	CL7	CMD-C2D-C1D	-2.44	124.72	128.46
14	cA	3122	CL7	CHC-C1C-NC	-2.44	122.21	124.45
14	bB	827	CL7	C1-O2A-CGA	-2.44	110.05	116.44
14	cA	3131	CL7	O1D-CGD-CBD	-2.44	119.50	124.48
14	bB	826	CL7	C2A-C1A-CHA	-2.44	121.49	126.36
14	bL	205	CL7	C3A-C4A-CHB	-2.44	120.08	123.70
14	cB	808	CL7	C7-C6-C5	-2.44	106.74	113.36
14	cB	811	CL7	O2D-CGD-O1D	-2.44	119.08	123.84
14	bB	826	CL7	CHA-C1A-NA	-2.44	120.22	125.98
19	cB	830	LMG	C7-O1-C1	-2.44	108.98	113.74
14	cB	803	CL7	C1-C2-C3	-2.43	121.83	126.04
14	bA	3115	CL7	CAA-C2A-C3A	-2.43	110.42	116.10
14	bA	3126	CL7	CHC-C1C-NC	-2.43	122.22	124.45
14	bB	810	CL7	C3A-C4A-CHB	-2.43	120.09	123.70
14	bA	3105	CL7	C1A-NA-C4A	2.43	107.77	106.30
14	bA	3131	CL7	O1D-CGD-CBD	-2.43	119.51	124.48
14	cB	824	CL7	C4C-C3C-C2C	2.43	110.29	107.13
14	cB	807	CL7	C7-C6-C5	-2.43	106.76	113.36
14	cB	814	CL7	CHC-C1C-NC	-2.43	122.22	124.45
14	cL	204	CL7	C1-C2-C3	-2.43	121.85	126.04
14	bB	812	CL7	C4C-C3C-C2C	2.43	110.29	107.13
14	aA	3104	CL7	O2D-CGD-O1D	-2.42	119.10	123.84
14	cB	824	CL7	C3D-CAD-CBD	2.42	110.80	107.61
14	aA	3126	CL7	C3A-C2A-C1A	2.42	104.97	101.34
14	aB	3014	CL7	O2D-CGD-O1D	-2.42	119.10	123.84
14	bA	3119	CL7	OBD-CAD-CBD	-2.42	122.43	125.89
14	aA	3110	CL7	OBD-CAD-CBD	-2.42	122.44	125.89
14	cB	827	CL7	CGD-CBD-CAD	-2.42	102.89	110.73
14	cB	809	CL7	C3D-CAD-CBD	2.42	110.79	107.61
14	aA	3126	CL7	CAC-C3C-C2C	-2.42	123.39	127.53
14	bB	833	CL7	C7-C6-C5	-2.42	106.78	113.36
14	bB	819	CL7	C3A-C4A-CHB	-2.42	120.11	123.70
14	aB	3003	CL7	O1D-CGD-CBD	-2.42	119.53	124.48
14	aA	3103	CL7	O1D-CGD-CBD	-2.42	119.54	124.48
14	aB	3002	CL7	CMD-C2D-C1D	-2.42	124.75	128.46
14	bA	3115	CL7	CMC-C2C-C1C	-2.42	120.45	124.71
14	bA	3139	CL7	CMD-C2D-C1D	-2.42	124.75	128.46
12	bA	3101	G9R	CHC-C1C-C2C	-2.42	119.65	125.73
14	cB	823	CL7	CHA-C1A-NA	-2.41	120.27	125.98
14	cK	101	CL7	CBD-CHA-C1A	2.41	134.35	129.44
14	cB	812	CL7	C4C-C3C-C2C	2.41	110.27	107.13
14	aA	3120	CL7	OBD-CAD-CBD	-2.41	122.45	125.89

Continued on next page...

Continued from previous page...

Mol	Chain	Res	Type	Atoms	Z	Observed(°)	Ideal(°)
14	cA	3120	CL7	C4-C3-C2	-2.41	117.49	123.68
14	cA	3140	CL7	OBD-CAD-C3D	-2.41	123.98	127.98
14	aA	3131	CL7	CMD-C2D-C1D	-2.41	124.76	128.46
14	aA	3140	CL7	O2A-CGA-O1A	-2.41	117.51	123.59
14	bA	3142	CL7	C6-C7-C8	-2.41	108.13	115.92
14	cL	204	CL7	CAA-C2A-C3A	-2.41	106.18	112.78
14	bA	3103	CL7	O2D-CGD-O1D	-2.41	119.13	123.84
14	bA	3120	CL7	C3A-C2A-C1A	2.41	104.94	101.34
14	aB	3023	CL7	C4C-C3C-C2C	2.41	110.26	107.13
14	bB	806	CL7	C2A-C1A-CHA	-2.41	121.55	126.36
14	bA	3120	CL7	O1D-CGD-CBD	-2.41	119.56	124.48
12	bA	3101	G9R	CBC-CAC-C3C	-2.40	105.80	112.43
14	aA	3103	CL7	OBB-CAB-C3B	2.40	130.15	124.91
14	cA	3140	CL7	C4-C3-C5	-2.40	111.23	115.27
12	cA	3101	G9R	CHD-C1D-ND	-2.40	119.31	125.41
14	aA	3124	CL7	O1D-CGD-CBD	-2.40	119.57	124.48
14	bB	804	CL7	C4C-C3C-C2C	2.40	110.25	107.13
14	cA	3126	CL7	C3D-CAD-CBD	-2.40	104.45	107.61
14	cB	826	CL7	C6-C7-C8	-2.40	108.17	115.92
14	bA	3117	CL7	CMD-C2D-C1D	-2.40	124.78	128.46
14	cJ	101	CL7	OBD-CAD-C3D	-2.40	124.00	127.98
14	bB	824	CL7	C3D-CAD-CBD	2.40	110.76	107.61
14	bB	807	CL7	C9-C8-C7	-2.40	102.61	111.29
14	aB	3032	CL7	C3A-C2A-C1A	2.40	104.93	101.34
14	bA	3126	CL7	CED-O2D-CGD	2.39	121.35	115.94
14	aB	3008	CL7	CMD-C2D-C1D	-2.39	124.78	128.46
14	bA	3112	CL7	OBD-CAD-C3D	-2.39	124.01	127.98
14	bA	3120	CL7	C1-O2A-CGA	-2.39	110.17	116.44
14	aB	3023	CL7	C3D-CAD-CBD	2.39	110.75	107.61
14	cA	3122	CL7	CAA-C2A-C3A	-2.39	106.23	112.78
14	bA	3122	CL7	C3D-CAD-CBD	2.39	110.75	107.61
14	aA	3130	CL7	C3B-C4B-NB	-2.39	106.12	109.21
14	bA	3140	CL7	C3A-C4A-CHB	-2.39	120.15	123.70
14	bA	3131	CL7	CMA-C3A-C2A	-2.39	110.52	116.10
14	bB	807	CL7	C6-C5-C3	-2.39	107.19	113.45
14	aB	3032	CL7	CMD-C2D-C1D	-2.39	124.79	128.46
14	aA	3122	CL7	OBD-CAD-C3D	-2.39	124.02	127.98
14	cA	3115	CL7	CMC-C2C-C1C	-2.39	120.50	124.71
14	aL	203	CL7	C4C-C3C-C2C	2.39	110.24	107.13
14	bA	3114	CL7	C6-C5-C3	-2.39	107.20	113.45
14	bB	820	CL7	C3A-C2A-C1A	2.39	104.91	101.34
14	aA	3141	CL7	C6-C5-C3	-2.39	107.20	113.45

Continued on next page...

Continued from previous page...

Mol	Chain	Res	Type	Atoms	Z	Observed(°)	Ideal(°)
14	cA	3140	CL7	CMD-C2D-C1D	-2.38	124.80	128.46
14	aB	3008	CL7	O1D-CGD-CBD	-2.38	119.61	124.48
14	cB	831	CL7	O1D-CGD-CBD	-2.38	119.61	124.48
16	aA	3138	LHG	O4-P-O5	2.38	124.01	112.24
14	bL	203	CL7	C11-C10-C8	-2.38	108.22	115.92
14	cB	818	CL7	CHA-C1A-NA	-2.38	120.34	125.98
14	aB	3026	CL7	C2A-C1A-CHA	-2.38	121.60	126.36
14	aB	3010	CL7	C3A-C2A-C1A	2.38	104.49	101.64
14	bB	803	CL7	C6-C7-C8	-2.38	108.23	115.92
14	bA	3125	CL7	C9-C8-C7	-2.38	102.68	111.29
14	aA	3143	CL7	C6-C7-C8	-2.38	108.24	115.92
14	cB	825	CL7	CMA-C3A-C2A	-2.38	110.55	116.10
14	aA	3117	CL7	CMD-C2D-C1D	-2.38	124.81	128.46
14	aA	3140	CL7	C3A-C4A-CHB	-2.38	120.18	123.70
14	bA	3102	CL7	C2C-C1C-NC	2.37	111.85	110.10
14	cB	807	CL7	C9-C8-C7	-2.37	102.69	111.29
14	cA	3108	CL7	CAA-C2A-C3A	-2.37	108.33	114.26
14	bB	804	CL7	O2D-CGD-O1D	-2.37	119.20	123.84
14	cB	827	CL7	CMD-C2D-C3D	2.37	129.12	124.68
14	cA	3126	CL7	C3A-C4A-CHB	-2.37	120.50	124.02
12	aA	3101	G9R	C3A-C2A-C1A	-2.37	98.81	101.64
12	bA	3101	G9R	O2D-CGD-CBD	2.37	115.48	111.27
14	cA	3114	CL7	CHA-C1A-NA	-2.37	120.37	125.98
14	bA	3109	CL7	CHC-C1C-NC	-2.37	122.28	124.45
14	aL	203	CL7	CMD-C2D-C1D	-2.37	124.83	128.46
14	cA	3133	CL7	C3A-C2A-C1A	2.37	104.47	101.64
14	bB	824	CL7	C1A-NA-C4A	2.37	107.73	106.30
14	aA	3125	CL7	CMB-C2B-C1B	2.36	132.10	128.46
14	bB	821	CL7	C3A-C4A-CHB	-2.36	120.19	123.70
14	cA	3123	CL7	C3A-C4A-CHB	-2.36	120.19	123.70
14	aA	3118	CL7	OBD-CAD-C3D	-2.36	124.06	127.98
14	bA	3125	CL7	C6-C7-C8	-2.36	108.28	115.92
19	cB	830	LMG	O3-C3-C4	-2.36	104.89	110.35
14	cA	3111	CL7	C3A-C4A-CHB	-2.36	120.20	123.70
14	aB	3025	CL7	CHC-C1C-NC	-2.36	122.28	124.45
14	aB	3011	CL7	C4C-C3C-C2C	2.36	110.20	107.13
14	aB	3026	CL7	C1A-NA-C4A	2.36	107.73	106.30
14	aB	3006	CL7	C9-C8-C7	-2.36	102.75	111.29
14	bK	101	CL7	CBD-CHA-C1A	2.36	134.24	129.44
14	cA	3132	CL7	C4C-C3C-C2C	2.36	110.20	107.13
14	aB	3021	CL7	OBD-CAD-C3D	-2.36	124.07	127.98
14	aA	3132	CL7	CMA-C3A-C2A	-2.36	110.60	116.10

Continued on next page...

Continued from previous page...

Mol	Chain	Res	Type	Atoms	Z	Observed(°)	Ideal(°)
14	bB	832	CL7	CAC-C3C-C4C	2.36	128.39	124.68
14	aB	3002	CL7	C16-C15-C13	-2.35	108.31	115.92
14	aL	202	CL7	C1-C2-C3	-2.35	121.97	126.04
14	cB	817	CL7	OBD-CAD-CBD	-2.35	122.53	125.89
14	cA	3121	CL7	CGD-CBD-CAD	-2.35	103.11	110.73
14	aL	202	CL7	C6-C7-C8	-2.35	108.32	115.92
14	cA	3142	CL7	C3D-CAD-CBD	2.35	110.70	107.61
14	cA	3105	CL7	CGD-CBD-CAD	-2.35	103.12	110.73
14	aA	3125	CL7	OBD-CAD-C3D	-2.35	124.08	127.98
14	bB	803	CL7	C4C-C3C-C2C	2.35	110.19	107.13
14	aA	3133	CL7	CMD-C2D-C1D	-2.35	124.86	128.46
16	aA	3138	LHG	P-O6-C4	-2.35	107.92	121.68
14	aA	3134	CL7	O2D-CGD-O1D	-2.35	119.25	123.84
14	cA	3109	CL7	CHC-C1C-NC	-2.35	122.30	124.45
14	bB	820	CL7	C4C-C3C-C2C	2.35	110.18	107.13
14	cA	3123	CL7	CMD-C2D-C1D	-2.35	124.86	128.46
14	aA	3142	CL7	CMD-C2D-C1D	-2.34	124.86	128.46
14	cA	3119	CL7	CHA-C1A-NA	-2.34	120.44	125.98
14	bA	3142	CL7	O2A-CGA-CBA	2.34	119.26	111.91
14	aA	3126	CL7	O1D-CGD-CBD	-2.34	119.69	124.48
14	cL	204	CL7	C6-C7-C8	-2.34	108.35	115.92
14	bB	827	CL7	C6-C5-C3	-2.34	107.31	113.45
14	aB	3008	CL7	C1-C2-C3	-2.34	122.96	126.75
14	cA	3123	CL7	CAA-CBA-CGA	-2.34	106.42	113.25
14	bA	3141	CL7	CMD-C2D-C1D	-2.34	124.87	128.46
14	cB	810	CL7	C6-C5-C3	-2.34	107.32	113.45
14	cB	806	CL7	CGD-CBD-CAD	-2.34	103.16	110.73
14	cB	810	CL7	CED-O2D-CGD	2.34	121.22	115.94
14	bL	204	CL7	OBD-CAD-CBD	-2.34	122.56	125.89
14	cA	3125	CL7	CAC-C3C-C2C	-2.34	123.53	127.53
14	cA	3132	CL7	CAA-C2A-C3A	-2.34	106.38	112.78
14	bA	3125	CL7	CAA-CBA-CGA	-2.34	106.43	113.25
14	cA	3139	CL7	O2A-CGA-O1A	-2.33	117.70	123.59
14	bL	204	CL7	C4C-C3C-C2C	2.33	110.17	107.13
14	bA	3103	CL7	OBD-CAD-CBD	-2.33	122.56	125.89
14	cA	3130	CL7	CHC-C1C-NC	-2.33	122.31	124.45
14	bB	819	CL7	C4-C3-C5	-2.33	111.35	115.27
14	aA	3126	CL7	C9-C8-C7	-2.33	102.84	111.29
16	cA	3137	LHG	O4-P-O5	2.33	123.77	112.24
16	bA	3137	LHG	P-O6-C4	-2.33	108.00	121.68
14	bA	3126	CL7	OBD-CAD-CBD	-2.33	122.56	125.89
14	cA	3114	CL7	OBD-CAD-CBD	-2.33	122.56	125.89

Continued on next page...

Continued from previous page...

Mol	Chain	Res	Type	Atoms	Z	Observed(°)	Ideal(°)
14	cB	810	CL7	CHA-C1A-NA	-2.33	120.47	125.98
14	bA	3127	CL7	C1-O2A-CGA	-2.33	110.33	116.44
14	cA	3125	CL7	C9-C8-C7	-2.33	102.86	111.29
14	bB	824	CL7	C3A-C4A-CHB	-2.33	120.25	123.70
14	aA	3124	CL7	CAC-C3C-C2C	-2.33	123.55	127.53
14	aA	3128	CL7	CGD-CBD-CAD	-2.33	103.20	110.73
14	cL	204	CL7	CMB-C2B-C1B	2.33	132.04	128.46
13	aA	3102	PHO	C1B-NB-C4B	2.33	111.87	107.09
14	aB	3006	CL7	CHC-C1C-NC	-2.32	122.32	124.45
14	bB	804	CL7	C3A-C2A-C1A	2.32	104.82	101.34
14	aB	3030	CL7	C6-C5-C3	-2.32	107.36	113.45
14	bB	831	CL7	CHA-C1A-NA	-2.32	120.48	125.98
12	cA	3101	G9R	CAA-C2A-C1A	-2.32	106.33	112.33
14	bF	201	CL7	OBD-CAD-C3D	-2.32	124.12	127.98
14	aA	3125	CL7	C3A-C2A-C1A	2.32	104.82	101.34
17	cB	828	PQN	C19-C18-C20	-2.32	102.89	111.29
14	cL	203	CL7	C11-C10-C8	-2.32	108.42	115.92
14	cA	3114	CL7	CAC-C3C-C4C	2.32	128.33	124.68
14	aA	3143	CL7	C4-C3-C2	-2.32	117.73	123.68
14	cB	809	CL7	CMB-C2B-C3B	-2.32	120.34	124.68
14	aA	3124	CL7	C4C-C3C-C2C	2.32	110.14	107.13
14	aB	3019	CL7	C4C-C3C-C2C	2.32	110.14	107.13
14	bB	806	CL7	CGD-CBD-CAD	-2.31	103.24	110.73
14	aB	3032	CL7	C3A-C4A-CHB	-2.31	120.27	123.70
14	bA	3132	CL7	O2A-CGA-O1A	-2.31	117.75	123.59
14	bB	818	CL7	CHA-C1A-NA	-2.31	120.51	125.98
14	aA	3117	CL7	C6-C5-C3	-2.31	107.39	113.45
14	bA	3108	CL7	CMC-C2C-C1C	-2.31	120.64	124.71
14	cA	3140	CL7	C6-C7-C8	-2.31	108.45	115.92
12	cA	3101	G9R	C3B-C4B-NB	2.31	112.20	109.21
14	aB	3009	CL7	C6-C5-C3	-2.31	107.40	113.45
14	cA	3119	CL7	CHC-C1C-NC	-2.31	122.33	124.45
14	aL	203	CL7	C3A-C4A-CHB	-2.31	120.28	123.70
14	aA	3106	CL7	O2D-CGD-O1D	-2.31	119.33	123.84
13	bB	801	PHO	CBA-CAA-C2A	-2.31	107.08	113.81
14	bB	803	CL7	C3B-C4B-NB	-2.31	106.23	109.21
14	bB	820	CL7	CAA-C2A-C3A	-2.30	106.47	112.78
14	bB	804	CL7	C9-C8-C7	-2.30	102.94	111.29
14	cB	824	CL7	O1D-CGD-CBD	-2.30	119.77	124.48
14	aB	3023	CL7	CMB-C2B-C1B	2.30	132.00	128.46
14	cA	3120	CL7	O2D-CGD-O1D	-2.30	119.34	123.84
14	aB	3022	CL7	CHA-C1A-NA	-2.30	120.54	125.98

Continued on next page...

Continued from previous page...

Mol	Chain	Res	Type	Atoms	Z	Observed(°)	Ideal(°)
14	cA	3130	CL7	O1D-CGD-CBD	-2.30	119.78	124.48
14	cA	3124	CL7	O1D-CGD-CBD	-2.30	119.78	124.48
14	bB	804	CL7	C6-C7-C8	-2.30	108.49	115.92
14	aB	3022	CL7	CHC-C1C-NC	-2.30	122.34	124.45
14	aA	3110	CL7	O1D-CGD-CBD	-2.30	119.78	124.48
14	cL	204	CL7	O1A-CGA-CBA	-2.30	114.78	123.73
14	aB	3022	CL7	C3A-C2A-C1A	2.29	104.39	101.64
14	aA	3120	CL7	O2A-CGA-O1A	-2.29	115.95	123.14
14	cA	3128	CL7	C16-C17-C18	-2.29	105.17	115.98
14	aB	3026	CL7	C1-O2A-CGA	-2.29	110.43	116.44
14	bB	827	CL7	CMD-C2D-C3D	2.29	128.97	124.68
14	bL	205	CL7	CAA-C2A-C3A	-2.29	108.53	114.26
14	aA	3125	CL7	CGD-CBD-CAD	-2.29	103.31	110.73
14	aA	3141	CL7	C6-C7-C8	-2.29	108.51	115.92
14	cL	203	CL7	C6-C7-C8	-2.29	108.51	115.92
14	aA	3143	CL7	OBD-CAD-C3D	-2.29	124.18	127.98
14	cB	826	CL7	C16-C15-C13	-2.29	108.52	115.92
16	bA	3138	LHG	P-O3-C3	-2.29	108.26	121.68
14	aA	3117	CL7	C4-C3-C2	-2.29	117.81	123.68
14	bL	203	CL7	C3B-C4B-NB	-2.29	106.25	109.21
14	aB	3009	CL7	C4C-C3C-C2C	2.29	110.11	107.13
14	cA	3111	CL7	CMB-C2B-C1B	2.29	131.98	128.46
14	aA	3130	CL7	CAC-C3C-C2C	-2.28	123.62	127.53
14	aJ	101	CL7	C1A-NA-C4A	-2.28	104.92	106.30
14	bA	3106	CL7	CHC-C1C-NC	-2.28	122.36	124.45
13	bB	801	PHO	C1B-NB-C4B	2.28	111.78	107.09
14	bA	3139	CL7	C16-C15-C13	-2.28	108.54	115.92
14	cA	3121	CL7	CED-O2D-CGD	2.28	121.10	115.94
14	aB	3019	CL7	O2D-CGD-O1D	-2.28	119.38	123.84
14	cA	3106	CL7	CHA-C1A-NA	-2.28	120.58	125.98
14	cB	803	CL7	C7-C6-C5	-2.28	107.17	113.36
14	bB	815	CL7	CHC-C1C-NC	-2.28	122.36	124.45
14	bB	809	CL7	CMD-C2D-C1D	-2.28	124.96	128.46
14	bA	3106	CL7	C1A-NA-C4A	2.28	107.68	106.30
14	aB	3019	CL7	C2A-C1A-CHA	-2.28	121.81	126.36
14	aL	204	CL7	C3A-C2A-C1A	2.28	104.75	101.34
14	cA	3127	CL7	CAA-C2A-C3A	-2.27	106.55	112.78
14	cA	3129	CL7	CMC-C2C-C3C	2.27	132.29	126.12
14	cB	827	CL7	C6-C5-C3	-2.27	107.50	113.45
14	aA	3109	CL7	O2D-CGD-O1D	-2.27	119.40	123.84
14	cA	3131	CL7	C3A-C2A-C1A	2.27	104.36	101.64
14	bA	3107	CL7	CHC-C1C-NC	-2.27	122.37	124.45

Continued on next page...

Continued from previous page...

Mol	Chain	Res	Type	Atoms	Z	Observed(°)	Ideal(°)
14	cA	3114	CL7	C14-C13-C12	-2.27	103.07	111.29
14	aB	3018	CL7	C4-C3-C5	-2.27	111.45	115.27
14	cL	205	CL7	CAA-C2A-C3A	-2.27	108.59	114.26
19	bB	830	LMG	C7-O1-C1	-2.27	109.30	113.74
14	cA	3116	CL7	CMD-C2D-C1D	-2.27	124.97	128.46
14	cB	818	CL7	CED-O2D-CGD	2.27	121.06	115.94
14	bB	810	CL7	OBD-CAD-C3D	-2.27	124.22	127.98
14	bB	803	CL7	C1A-NA-C4A	-2.27	104.93	106.30
14	bB	804	CL7	OBD-CAD-CBD	-2.26	122.66	125.89
14	bA	3108	CL7	C2C-C1C-NC	2.26	111.77	110.10
14	cA	3105	CL7	C3B-C4B-NB	-2.26	106.28	109.21
14	cA	3129	CL7	O1D-CGD-CBD	-2.26	119.85	124.48
16	aA	3138	LHG	P-O3-C3	-2.26	108.42	121.68
14	cL	204	CL7	C9-C8-C7	-2.26	103.10	111.29
14	aA	3115	CL7	OBD-CAD-CBD	-2.26	122.67	125.89
14	bL	204	CL7	C16-C15-C13	-2.26	108.61	115.92
14	bB	818	CL7	CHC-C1C-NC	-2.26	122.38	124.45
14	bA	3118	CL7	CHC-C1C-NC	-2.26	122.38	124.45
14	bL	203	CL7	C1-C2-C3	-2.26	122.14	126.04
12	bA	3101	G9R	C3A-C2A-C1A	-2.26	98.95	101.64
14	aA	3115	CL7	C7-C6-C5	-2.26	107.23	113.36
14	bA	3114	CL7	OBD-CAD-CBD	-2.26	122.67	125.89
14	bB	819	CL7	CHA-C1A-NA	-2.26	120.64	125.98
14	bA	3105	CL7	CGD-CBD-CAD	-2.26	103.43	110.73
14	cA	3124	CL7	C4C-C3C-C2C	2.26	110.06	107.13
14	cA	3117	CL7	CGD-CBD-CAD	-2.25	105.06	114.30
16	bA	3137	LHG	O4-P-O5	2.25	123.38	112.24
12	bA	3101	G9R	CBA-CAA-C2A	-2.25	107.22	113.86
14	aL	203	CL7	C7-C6-C5	-2.25	107.24	113.36
14	aB	3016	CL7	OBD-CAD-CBD	-2.25	122.68	125.89
14	cB	811	CL7	CAC-C3C-C2C	-2.25	123.68	127.53
14	aB	3005	CL7	CGD-CBD-CAD	-2.25	103.45	110.73
14	aA	3129	CL7	C1A-NA-C4A	2.25	107.66	106.30
14	aB	3008	CL7	CMB-C2B-C3B	-2.25	120.47	124.68
14	cA	3124	CL7	C6-C5-C3	-2.25	107.56	113.45
14	aA	3133	CL7	C4C-C3C-C2C	2.25	110.05	107.13
14	aA	3115	CL7	CHA-C1A-NA	-2.25	120.66	125.98
14	bB	817	CL7	OBD-CAD-CBD	-2.25	122.69	125.89
14	bB	806	CL7	C5-C3-C2	-2.24	116.58	121.12
14	cB	832	CL7	CAC-C3C-C4C	2.24	128.21	124.68
14	bB	810	CL7	C6-C5-C3	-2.24	107.57	113.45
14	bB	823	CL7	CHC-C1C-NC	-2.24	122.39	124.45

Continued on next page...

Continued from previous page...

Mol	Chain	Res	Type	Atoms	Z	Observed(°)	Ideal(°)
19	aB	3029	LMG	C7-O1-C1	-2.24	109.36	113.74
14	cA	3144	CL7	OBD-CAD-CBD	-2.24	122.69	125.89
12	bA	3101	G9R	CMB-C2B-C3B	-2.24	120.49	124.68
14	cB	823	CL7	CHC-C1C-NC	-2.24	122.40	124.45
14	bB	809	CL7	O2A-CGA-O1A	-2.24	117.94	123.59
14	aB	3018	CL7	C6-C7-C8	-2.24	108.69	115.92
14	cA	3140	CL7	C16-C17-C18	-2.24	105.44	115.98
14	cA	3114	CL7	C5-C3-C2	-2.24	116.59	121.12
14	bB	833	CL7	C1-C2-C3	-2.23	122.18	126.04
14	cA	3121	CL7	OBD-CAD-CBD	-2.23	122.70	125.89
14	cA	3144	CL7	CED-O2D-CGD	2.23	120.99	115.94
14	bA	3119	CL7	O2D-CGD-O1D	-2.23	119.47	123.84
14	bB	814	CL7	CHC-C1C-NC	-2.23	122.40	124.45
14	cA	3125	CL7	O2A-CGA-O1A	-2.23	117.96	123.59
14	cA	3112	CL7	CAC-C3C-C2C	-2.23	123.71	127.53
14	bB	810	CL7	O2A-CGA-O1A	-2.23	117.96	123.59
16	cA	3137	LHG	P-O6-C4	-2.23	108.60	121.68
14	cA	3131	CL7	CHC-C1C-NC	-2.23	122.41	124.45
14	aA	3125	CL7	C2A-C1A-CHA	-2.23	121.91	126.36
14	bA	3126	CL7	C6-C5-C3	-2.23	107.61	113.45
14	cB	827	CL7	C3A-C4A-CHB	-2.23	120.40	123.70
14	bA	3108	CL7	CGD-CBD-CAD	-2.23	103.52	110.73
14	cA	3125	CL7	C3A-C4A-CHB	-2.23	120.40	123.70
14	aA	3120	CL7	CHA-C1A-NA	-2.22	120.72	125.98
14	bB	803	CL7	CAA-C2A-C3A	-2.22	106.69	112.78
19	cB	830	LMG	C12-C11-C10	-2.22	105.54	113.62
14	bA	3113	CL7	CMA-C3A-C2A	-2.22	110.91	116.10
14	cA	3127	CL7	C1-O2A-CGA	-2.22	110.62	116.44
14	bB	827	CL7	CBC-CAC-C3C	2.22	118.55	112.43
14	aA	3120	CL7	C3B-C4B-NB	-2.22	106.34	109.21
14	aA	3121	CL7	O2D-CGD-O1D	-2.22	119.50	123.84
14	cA	3129	CL7	C1C-C2C-C3C	2.22	110.18	106.94
14	bB	826	CL7	C16-C15-C13	-2.22	108.75	115.92
14	aA	3133	CL7	C3D-CAD-CBD	2.22	110.52	107.61
14	cA	3108	CL7	CAC-C3C-C4C	2.22	128.17	124.68
14	bB	824	CL7	CHC-C1C-NC	-2.22	122.42	124.45
14	cB	815	CL7	CHC-C1C-NC	-2.22	122.42	124.45
14	bA	3129	CL7	C2C-C1C-NC	-2.22	108.47	110.10
14	bA	3125	CL7	C3A-C2A-C1A	2.21	104.66	101.34
14	aB	3031	CL7	CAC-C3C-C4C	2.21	128.16	124.68
14	cL	205	CL7	OBD-CAD-C3D	-2.21	124.31	127.98
14	bA	3114	CL7	CAC-C3C-C4C	2.21	128.16	124.68

Continued on next page...

Continued from previous page...

Mol	Chain	Res	Type	Atoms	Z	Observed(°)	Ideal(°)
14	bA	3141	CL7	OBD-CAD-C3D	-2.21	124.31	127.98
14	cA	3106	CL7	C4C-C3C-C2C	2.21	110.00	107.13
14	aB	3005	CL7	C3A-C2A-C1A	2.21	104.65	101.34
14	cA	3139	CL7	CBA-CAA-C2A	-2.21	107.34	113.86
14	cB	809	CL7	CMD-C2D-C1D	-2.21	125.07	128.46
14	aB	3002	CL7	C1A-NA-C4A	-2.21	104.97	106.30
14	cA	3113	CL7	CMA-C3A-C2A	-2.21	110.95	116.10
14	aA	3123	CL7	OBD-CAD-CBD	-2.21	122.74	125.89
14	bB	826	CL7	C6-C7-C8	-2.21	108.79	115.92
14	cA	3112	CL7	OBD-CAD-C3D	-2.21	124.32	127.98
14	bA	3127	CL7	O2A-CGA-CBA	-2.21	104.98	111.91
14	bA	3128	CL7	C16-C15-C13	-2.21	108.79	115.92
14	bA	3122	CL7	C3A-C4A-CHB	-2.21	120.43	123.70
14	bA	3105	CL7	C3B-C4B-NB	-2.20	106.36	109.21
14	cB	826	CL7	C6-C5-C3	-2.20	107.68	113.45
14	cA	3125	CL7	C11-C10-C8	-2.20	108.80	115.92
14	cA	3144	CL7	O2D-CGD-O1D	-2.20	119.53	123.84
14	aB	3009	CL7	C3A-C2A-C1A	2.20	104.64	101.34
17	cA	3143	PQN	O4-C4-C5	-2.20	118.00	121.56
14	aB	3026	CL7	CMA-C3A-C2A	-2.20	104.95	113.83
14	aA	3103	CL7	CBC-CAC-C3C	-2.20	106.37	112.43
14	bA	3108	CL7	C3A-C2A-C1A	2.20	104.63	101.34
14	aA	3124	CL7	OBD-CAD-C3D	-2.20	124.33	127.98
14	cA	3131	CL7	O2D-CGD-O1D	-2.20	119.54	123.84
14	bB	826	CL7	C6-C5-C3	-2.20	107.69	113.45
14	aA	3126	CL7	C4-C3-C2	-2.20	118.04	123.68
14	bA	3128	CL7	O2A-CGA-CBA	2.20	118.81	111.91
14	aA	3113	CL7	CAC-C3C-C2C	-2.20	123.77	127.53
14	cB	808	CL7	C3B-C4B-NB	-2.20	106.37	109.21
14	cB	833	CL7	C4C-C3C-C2C	2.20	109.99	107.13
14	bB	831	CL7	O2A-CGA-O1A	-2.20	118.05	123.59
14	aB	3026	CL7	CGD-CBD-CAD	-2.20	103.62	110.73
16	cA	3138	LHG	P-O3-C3	-2.19	108.81	121.68
14	bB	832	CL7	O2D-CGD-O1D	-2.19	119.55	123.84
14	cA	3103	CL7	O2D-CGD-O1D	-2.19	119.55	123.84
14	cA	3120	CL7	OBD-CAD-CBD	-2.19	122.76	125.89
14	bA	3145	CL7	CED-O2D-CGD	2.19	120.90	115.94
12	cA	3101	G9R	OBD-CAD-C3D	-2.19	123.24	128.52
14	bA	3142	CL7	C3A-C2A-C1A	2.19	104.62	101.34
14	bB	833	CL7	C4C-C3C-C2C	2.19	109.98	107.13
14	cL	203	CL7	C4C-C3C-C2C	2.19	109.98	107.13
14	bB	816	CL7	C3D-CAD-CBD	2.19	110.49	107.61

Continued on next page...

Continued from previous page...

Mol	Chain	Res	Type	Atoms	Z	Observed(°)	Ideal(°)
14	aL	203	CL7	C16-C15-C13	-2.19	108.83	115.92
14	cA	3109	CL7	C3A-C2A-C1A	-2.19	99.02	101.64
14	aB	3013	CL7	OBD-CAD-C3D	-2.19	124.34	127.98
14	cF	201	CL7	OBD-CAD-C3D	-2.19	124.34	127.98
14	cA	3133	CL7	OBD-CAD-C3D	-2.19	124.34	127.98
14	aA	3127	CL7	CED-O2D-CGD	2.19	120.89	115.94
14	aA	3103	CL7	C5-C3-C2	-2.19	116.68	121.12
14	cB	803	CL7	C16-C15-C13	-2.19	108.84	115.92
19	bB	830	LMG	C12-C11-C10	-2.19	105.66	113.62
14	aA	3115	CL7	C2A-C1A-CHA	-2.19	121.98	126.36
14	aB	3021	CL7	CMB-C2B-C1B	2.19	131.83	128.46
14	cB	803	CL7	C6-C7-C8	-2.19	108.84	115.92
14	bB	804	CL7	CAA-C2A-C3A	-2.19	106.78	112.78
14	bA	3125	CL7	CAA-C2A-C3A	-2.19	106.79	112.78
14	aB	3007	CL7	CMD-C2D-C1D	-2.19	125.10	128.46
14	bB	823	CL7	CHA-C1A-NA	-2.19	120.81	125.98
14	cA	3127	CL7	CHA-C1A-NA	-2.19	120.81	125.98
14	cA	3140	CL7	CBA-CAA-C2A	2.19	120.31	113.86
14	bL	205	CL7	CHC-C1C-NC	-2.18	122.45	124.45
14	bB	823	CL7	C2A-C1A-CHA	-2.18	120.98	124.42
14	bA	3142	CL7	C4-C3-C2	-2.18	118.09	123.68
14	cB	803	CL7	C1-O2A-CGA	-2.18	110.72	116.44
14	cB	832	CL7	OBD-CAD-C3D	-2.18	124.36	127.98
14	cA	3113	CL7	C1B-CHB-C4A	-2.18	125.80	130.12
14	aA	3115	CL7	CAA-C2A-C1A	-2.18	105.02	112.19
14	bL	204	CL7	C11-C12-C13	-2.18	108.88	115.92
14	aB	3017	CL7	CHA-C1A-NA	-2.18	120.83	125.98
14	aB	3008	CL7	C4C-C3C-C2C	2.18	109.96	107.13
14	bA	3130	CL7	C3A-C4A-CHB	-2.18	120.47	123.70
14	aB	3007	CL7	CBC-CAC-C3C	-2.18	106.43	112.43
14	bB	818	CL7	CMD-C2D-C1D	-2.18	125.12	128.46
14	aA	3115	CL7	C5-C3-C2	-2.18	116.71	121.12
14	aB	3032	CL7	C6-C5-C3	-2.18	107.75	113.45
14	aA	3116	CL7	CMC-C2C-C3C	2.18	132.02	126.12
14	bA	3108	CL7	CAC-C3C-C2C	-2.18	123.81	127.53
14	cB	809	CL7	O1D-CGD-CBD	-2.18	120.03	124.48
14	bA	3109	CL7	C3A-C2A-C1A	-2.17	99.05	101.64
19	aB	3029	LMG	O3-C3-C4	-2.17	105.32	110.35
14	bA	3124	CL7	C4C-C3C-C2C	2.17	109.96	107.13
14	bA	3124	CL7	O2A-CGA-CBA	2.17	118.73	111.91
14	aB	3006	CL7	CAA-C2A-C3A	-2.17	106.82	112.78
14	bB	819	CL7	CMC-C2C-C1C	-2.17	120.88	124.71

Continued on next page...

Continued from previous page...

Mol	Chain	Res	Type	Atoms	Z	Observed(°)	Ideal(°)
14	cA	3127	CL7	O2A-C1-C2	-2.17	102.92	108.64
14	cA	3103	CL7	C4C-C3C-C2C	2.17	109.96	107.13
14	aB	3024	CL7	CMA-C3A-C2A	-2.17	111.03	116.10
14	bA	3108	CL7	CMC-C2C-C3C	2.17	132.01	126.12
14	bB	827	CL7	C1A-NA-C4A	2.17	107.62	106.30
14	aB	3003	CL7	C4-C3-C5	-2.17	111.62	115.27
14	cA	3113	CL7	O1D-CGD-CBD	-2.17	120.04	124.48
14	cB	816	CL7	CGD-CBD-CAD	-2.17	103.70	110.73
14	aB	3023	CL7	OBD-CAD-CBD	-2.17	122.79	125.89
14	cA	3104	CL7	OBD-CAD-C3D	-2.17	124.38	127.98
14	aB	3030	CL7	CHA-C1A-NA	-2.17	120.85	125.98
14	aA	3117	CL7	CED-O2D-CGD	2.17	120.84	115.94
14	aA	3133	CL7	OBB-CAB-C3B	-2.17	120.19	124.91
14	aA	3128	CL7	CAA-C2A-C3A	-2.17	106.84	112.78
14	bA	3117	CL7	CGD-CBD-CAD	-2.17	105.41	114.30
14	aB	3019	CL7	C6-C5-C3	-2.17	107.77	113.45
14	bB	831	CL7	C6-C5-C3	-2.17	107.77	113.45
14	bA	3128	CL7	O2D-CGD-O1D	-2.17	119.60	123.84
14	cB	826	CL7	C1-C2-C3	-2.17	122.30	126.04
14	aA	3116	CL7	CBC-CAC-C3C	2.17	118.40	112.43
14	cB	804	CL7	CMD-C2D-C1D	-2.17	125.14	128.46
14	aA	3127	CL7	OBD-CAD-CBD	-2.16	122.80	125.89
14	bA	3120	CL7	CAC-C3C-C2C	-2.16	123.83	127.53
14	cB	826	CL7	O2A-CGA-O1A	-2.16	118.13	123.59
14	cA	3117	CL7	CMD-C2D-C1D	-2.16	125.14	128.46
14	cA	3102	CL7	C7-C6-C5	-2.16	107.48	113.36
14	bB	819	CL7	C3D-CAD-CBD	2.16	110.45	107.61
14	bA	3140	CL7	C1-O2A-CGA	-2.16	110.77	116.44
14	bA	3128	CL7	C2A-C1A-CHA	-2.16	122.04	126.36
13	cB	801	PHO	CBA-CAA-C2A	-2.16	107.49	113.81
14	aA	3125	CL7	C4C-C3C-C2C	2.16	109.94	107.13
14	bB	815	CL7	O1D-CGD-CBD	-2.16	120.06	124.48
14	cB	820	CL7	C4C-C3C-C2C	2.16	109.94	107.13
14	bB	819	CL7	O2D-CGD-O1D	-2.16	119.61	123.84
19	bB	830	LMG	O3-C3-C4	-2.16	105.36	110.35
14	aA	3132	CL7	CHC-C1C-NC	-2.16	122.47	124.45
14	aB	3006	CL7	CHD-C4C-NC	-2.16	122.47	124.45
14	aA	3142	CL7	C6-C5-C3	-2.16	107.79	113.45
14	bL	203	CL7	C6-C7-C8	-2.16	108.94	115.92
14	cA	3102	CL7	C1B-CHB-C4A	-2.16	125.84	130.12
14	aB	3031	CL7	C16-C17-C18	-2.16	105.81	115.98
14	cA	3114	CL7	C3A-C4A-CHB	-2.16	120.50	123.70

Continued on next page...

Continued from previous page...

Mol	Chain	Res	Type	Atoms	Z	Observed(°)	Ideal(°)
14	bA	3131	CL7	O2D-CGD-O1D	-2.16	119.62	123.84
14	bA	3106	CL7	C4C-C3C-C2C	2.16	109.94	107.13
14	aA	3124	CL7	C2A-C1A-CHA	-2.16	122.05	126.36
14	bB	814	CL7	O2D-CGD-O1D	-2.16	119.62	123.84
14	bB	822	CL7	OBD-CAD-C3D	-2.15	124.40	127.98
14	bB	826	CL7	CMD-C2D-C1D	-2.15	125.15	128.46
14	cB	804	CL7	CGD-CBD-CAD	-2.15	103.76	110.73
14	aB	3026	CL7	C4C-C3C-C2C	2.15	109.93	107.13
14	aA	3124	CL7	C1-O2A-CGA	2.15	122.09	116.44
14	bB	810	CL7	C3A-C2A-C1A	2.15	104.56	101.34
14	cB	806	CL7	C3A-C2A-C1A	2.15	104.56	101.34
14	bB	815	CL7	CHA-C1A-NA	-2.15	120.89	125.98
14	cA	3116	CL7	CAA-C2A-C3A	-2.15	106.89	112.78
14	cA	3128	CL7	OBD-CAD-C3D	-2.15	124.41	127.98
14	bA	3128	CL7	CHC-C1C-NC	2.15	126.43	124.45
14	aL	202	CL7	O2A-CGA-O1A	-2.15	118.17	123.59
14	bB	824	CL7	C4C-C3C-C2C	2.15	109.93	107.13
16	aA	3139	LHG	C5-O7-C7	2.15	120.64	117.88
14	cA	3108	CL7	CMC-C2C-C3C	2.15	131.95	126.12
14	bA	3114	CL7	CHA-C1A-NA	-2.15	120.89	125.98
14	bA	3116	CL7	C3A-C2A-C1A	2.15	104.56	101.34
14	aA	3105	CL7	CHC-C1C-NC	-2.15	122.48	124.45
14	bB	816	CL7	CHA-C1A-NA	-2.15	120.89	125.98
14	cA	3142	CL7	C6-C7-C8	-2.15	108.98	115.92
14	bA	3103	CL7	CMB-C2B-C1B	2.15	131.76	128.46
14	bA	3113	CL7	C1B-CHB-C4A	-2.15	125.87	130.12
14	cA	3116	CL7	CED-O2D-CGD	2.15	120.79	115.94
14	aA	3125	CL7	O2A-CGA-CBA	2.15	118.64	111.91
14	bB	811	CL7	C3A-C2A-C1A	2.15	104.21	101.64
13	aB	3004	PHO	C11-C12-C13	-2.15	108.98	115.92
14	aB	3030	CL7	CAA-C2A-C3A	-2.15	106.90	112.78
14	bB	810	CL7	C3B-C4B-NB	-2.15	106.44	109.21
14	aB	3014	CL7	C3A-C4A-CHB	-2.15	120.52	123.70
14	cB	815	CL7	C3A-C4A-CHB	-2.15	120.52	123.70
14	bA	3112	CL7	CAC-C3C-C2C	-2.15	123.86	127.53
14	aA	3124	CL7	CMC-C2C-C1C	-2.14	120.93	124.71
14	bB	809	CL7	C4C-C3C-C2C	2.14	109.92	107.13
14	cB	808	CL7	C4C-C3C-C2C	2.14	109.92	107.13
14	cB	804	CL7	OBD-CAD-C3D	-2.14	124.42	127.98
14	cA	3140	CL7	C11-C12-C13	-2.14	108.99	115.92
14	cA	3102	CL7	CHD-C4C-C3C	2.14	128.40	124.93
14	aB	3009	CL7	C9-C8-C7	-2.14	103.53	111.29

Continued on next page...

Continued from previous page...

Mol	Chain	Res	Type	Atoms	Z	Observed(°)	Ideal(°)
14	bB	820	CL7	O2D-CGD-O1D	-2.14	119.65	123.84
13	aA	3102	PHO	CBA-CAA-C2A	-2.14	107.55	113.81
14	bA	3130	CL7	CHC-C1C-NC	-2.14	122.48	124.45
14	bB	826	CL7	C11-C10-C8	-2.14	109.00	115.92
14	aA	3107	CL7	C6-C5-C3	-2.14	107.84	113.45
14	cA	3121	CL7	C3C-C4C-NC	2.14	111.73	110.18
14	cA	3127	CL7	CGD-CBD-CAD	-2.14	103.80	110.73
14	aB	3017	CL7	C1B-CHB-C4A	-2.14	125.88	130.12
14	cB	810	CL7	C3B-C4B-NB	-2.14	106.44	109.21
14	cB	810	CL7	O2D-CGD-O1D	-2.14	119.65	123.84
14	cB	812	CL7	OBD-CAD-C3D	-2.14	124.43	127.98
14	bA	3110	CL7	CMD-C2D-C1D	-2.14	125.17	128.46
14	bB	827	CL7	C3A-C2A-C1A	2.14	104.54	101.34
14	cA	3124	CL7	C16-C15-C13	-2.14	109.01	115.92
14	bB	804	CL7	C16-C15-C13	-2.14	109.01	115.92
14	bA	3115	CL7	CBC-CAC-C3C	2.14	118.33	112.43
14	bL	204	CL7	C3A-C4A-CHB	-2.14	120.53	123.70
14	cA	3103	CL7	CHC-C1C-NC	-2.14	122.49	124.45
14	bB	833	CL7	C2A-C1A-CHA	-2.14	122.09	126.36
14	bA	3129	CL7	OBD-CAD-CBD	-2.14	122.84	125.89
14	cA	3132	CL7	O2A-CGA-CBA	2.14	118.61	111.91
14	bA	3130	CL7	O1D-CGD-CBD	-2.14	120.11	124.48
14	aB	3009	CL7	CAC-C3C-C2C	-2.13	123.88	127.53
14	aA	3125	CL7	C16-C15-C13	-2.13	109.03	115.92
14	cB	833	CL7	C6-C5-C3	-2.13	107.87	113.45
14	aB	3010	CL7	CMD-C2D-C1D	-2.13	125.19	128.46
14	aA	3128	CL7	C2A-C1A-CHA	-2.13	122.10	126.36
14	bA	3141	CL7	CAC-C3C-C2C	-2.13	123.89	127.53
14	cB	833	CL7	C2A-C1A-CHA	-2.13	122.10	126.36
14	bA	3127	CL7	CMB-C2B-C1B	-2.13	125.19	128.46
14	cB	807	CL7	CHD-C4C-NC	-2.13	122.50	124.45
14	aB	3022	CL7	CMD-C2D-C1D	-2.13	125.19	128.46
14	aA	3104	CL7	C4C-C3C-C2C	2.13	109.90	107.13
12	aA	3101	G9R	CHD-C1D-ND	-2.13	120.02	125.41
14	aB	3025	CL7	C3A-C4A-CHB	-2.13	120.55	123.70
14	bB	807	CL7	OBD-CAD-CBD	-2.12	122.86	125.89
14	aB	3007	CL7	C4-C3-C2	-2.12	118.23	123.68
17	aB	3027	PQN	C19-C18-C20	-2.12	103.60	111.29
14	aA	3128	CL7	CHA-C1A-NA	-2.12	120.96	125.98
14	bB	820	CL7	O1A-CGA-CBA	-2.12	115.45	123.73
14	aB	3007	CL7	C11-C12-C13	-2.12	109.06	115.92
14	cA	3125	CL7	C2A-C1A-CHA	-2.12	122.12	126.36

Continued on next page...

Continued from previous page...

Mol	Chain	Res	Type	Atoms	Z	Observed(°)	Ideal(°)
14	cA	3124	CL7	C1B-CHB-C4A	2.12	134.31	130.12
14	aB	3021	CL7	CMC-C2C-C1C	-2.12	120.98	124.71
14	bB	833	CL7	CED-O2D-CGD	-2.12	111.14	115.94
14	aA	3123	CL7	CAA-C2A-C3A	-2.12	106.97	112.78
14	bA	3106	CL7	CHA-C1A-NA	-2.12	120.97	125.98
14	bA	3111	CL7	CMB-C2B-C1B	2.12	131.72	128.46
14	bA	3103	CL7	C4C-C3C-C2C	2.12	109.89	107.13
14	aB	3008	CL7	O2A-CGA-O1A	-2.12	118.25	123.59
14	bB	808	CL7	CMD-C2D-C1D	-2.12	125.21	128.46
14	aB	3014	CL7	OBD-CAD-C3D	-2.12	124.47	127.98
14	aA	3142	CL7	C1-C2-C3	-2.11	122.39	126.04
14	aB	3032	CL7	CBA-CAA-C2A	2.11	120.10	113.86
14	aA	3117	CL7	C3A-C2A-C1A	2.11	104.50	101.34
14	aB	3013	CL7	O2D-CGD-O1D	-2.11	119.71	123.84
14	bB	827	CL7	C4C-C3C-C2C	2.11	109.88	107.13
14	cB	823	CL7	C2A-C1A-CHA	-2.11	121.09	124.42
14	aB	3013	CL7	CED-O2D-CGD	2.11	120.71	115.94
14	aA	3141	CL7	C11-C10-C8	-2.11	109.10	115.92
14	bB	814	CL7	OBD-CAD-C3D	-2.11	124.48	127.98
14	cB	812	CL7	CMD-C2D-C1D	-2.11	125.22	128.46
14	aA	3109	CL7	CMC-C2C-C3C	2.11	131.84	126.12
14	cA	3132	CL7	CMA-C3A-C2A	-2.11	105.32	113.83
14	bJ	101	CL7	OBD-CAD-C3D	-2.11	124.48	127.98
14	cA	3116	CL7	C3A-C2A-C1A	2.11	104.50	101.34
14	bB	823	CL7	CMD-C2D-C1D	-2.11	125.22	128.46
14	aB	3019	CL7	C6-C7-C8	-2.11	109.11	115.92
14	aB	3009	CL7	OBD-CAD-C3D	-2.11	124.48	127.98
14	cB	827	CL7	C3D-CAD-CBD	2.11	110.38	107.61
14	bA	3104	CL7	CHC-C1C-NC	-2.11	122.52	124.45
14	bL	203	CL7	C3A-C2A-C1A	2.11	104.49	101.34
14	bA	3121	CL7	OBD-CAD-CBD	-2.11	122.89	125.89
14	bF	201	CL7	CMC-C2C-C1C	-2.11	121.00	124.71
12	bA	3101	G9R	C4-C3-C5	2.11	118.81	115.27
14	aA	3106	CL7	OBB-CAB-C3B	-2.10	120.33	124.91
14	aA	3130	CL7	C2C-C1C-NC	-2.10	108.55	110.10
19	aB	3029	LMG	C12-C11-C10	-2.10	105.97	113.62
14	aA	3115	CL7	C11-C10-C8	-2.10	109.12	115.92
16	cA	3137	LHG	P-O3-C3	-2.10	109.36	121.68
14	bA	3109	CL7	CMA-C3A-C2A	-2.10	111.19	116.10
14	aA	3115	CL7	CMB-C2B-C1B	2.10	131.69	128.46
14	bA	3125	CL7	C3B-C4B-NB	-2.10	106.49	109.21
14	cA	3122	CL7	C3D-CAD-CBD	2.10	110.37	107.61

Continued on next page...

Continued from previous page...

Mol	Chain	Res	Type	Atoms	Z	Observed(°)	Ideal(°)
14	bA	3123	CL7	C2C-C1C-NC	-2.10	108.56	110.10
14	cA	3141	CL7	C7-C6-C5	-2.10	107.65	113.36
14	cB	814	CL7	O2D-CGD-O1D	-2.10	119.73	123.84
14	cA	3103	CL7	OBD-CAD-CBD	-2.10	122.90	125.89
14	cF	201	CL7	CMD-C2D-C1D	-2.10	125.24	128.46
14	cB	803	CL7	C4C-C3C-C2C	2.10	109.86	107.13
14	cB	831	CL7	C4-C3-C2	-2.10	118.30	123.68
14	aA	3129	CL7	C4-C3-C5	-2.10	111.74	115.27
14	aA	3109	CL7	CMC-C2C-C1C	-2.10	121.02	124.71
14	cA	3140	CL7	C3A-C2A-C1A	2.10	104.48	101.34
14	aA	3107	CL7	CHA-C1A-NA	-2.09	121.02	125.98
14	aA	3128	CL7	OBD-CAD-C3D	-2.09	124.50	127.98
14	cB	823	CL7	CMD-C2D-C1D	-2.09	125.25	128.46
12	aA	3101	G9R	C1C-NC-C4C	-2.09	102.56	106.51
14	aB	3026	CL7	C5-C3-C2	-2.09	116.88	121.12
14	cA	3123	CL7	O2A-CGA-CBA	2.09	118.48	111.91
14	cB	818	CL7	CHC-C1C-NC	-2.09	122.53	124.45
14	aB	3023	CL7	O1D-CGD-CBD	-2.09	120.20	124.48
14	cB	807	CL7	CHC-C1C-NC	-2.09	122.53	124.45
14	cA	3108	CL7	CMB-C2B-C1B	2.09	131.68	128.46
14	aB	3008	CL7	C2C-C1C-NC	-2.09	108.56	110.10
14	aA	3109	CL7	C4C-C3C-C2C	2.09	109.85	107.13
14	cA	3108	CL7	OBD-CAD-CBD	-2.09	122.91	125.89
14	aB	3003	CL7	C3B-C4B-NB	-2.09	106.51	109.21
14	cB	814	CL7	OBD-CAD-C3D	-2.09	124.51	127.98
14	cL	204	CL7	OBD-CAD-CBD	-2.09	122.91	125.89
14	bA	3123	CL7	CHA-C1A-NA	-2.09	121.04	125.98
14	cB	832	CL7	C16-C15-C13	-2.09	109.17	115.92
14	cB	804	CL7	C9-C8-C7	-2.09	103.73	111.29
14	cA	3115	CL7	CMC-C2C-C3C	2.09	131.78	126.12
14	aB	3020	CL7	C3A-C4A-CHB	-2.09	120.61	123.70
14	aB	3014	CL7	O1D-CGD-CBD	-2.09	120.22	124.48
14	cA	3133	CL7	CBC-CAC-C3C	2.09	118.18	112.43
14	aB	3012	CL7	CHA-C1A-NA	-2.08	121.05	125.98
14	cB	808	CL7	C16-C17-C18	-2.08	106.16	115.98
14	cA	3133	CL7	OBD-CAD-CBD	-2.08	122.92	125.89
14	bL	203	CL7	C1A-NA-C4A	2.08	107.56	106.30
14	bB	832	CL7	C16-C15-C13	-2.08	109.19	115.92
14	cB	811	CL7	CMD-C2D-C1D	-2.08	125.26	128.46
14	bA	3115	CL7	CMC-C2C-C3C	2.08	131.77	126.12
14	cB	821	CL7	C3A-C4A-CHB	-2.08	120.61	123.70
14	cA	3109	CL7	OBD-CAD-CBD	-2.08	122.92	125.89

Continued on next page...

Continued from previous page...

Mol	Chain	Res	Type	Atoms	Z	Observed(°)	Ideal(°)
14	aB	3015	CL7	CMC-C2C-C1C	-2.08	121.05	124.71
14	bA	3141	CL7	C4C-C3C-C2C	2.08	109.84	107.13
14	bL	203	CL7	C4C-C3C-C2C	2.08	109.84	107.13
14	aB	3003	CL7	OBD-CAD-C3D	-2.08	124.53	127.98
17	cA	3143	PQN	C17-C16-C15	-2.08	107.71	113.36
19	aB	3029	LMG	C3-C4-C5	-2.08	106.53	110.24
14	aB	3017	CL7	CMD-C2D-C1D	-2.08	125.27	128.46
14	bA	3120	CL7	OBD-CAD-CBD	-2.08	122.93	125.89
14	bA	3104	CL7	OBD-CAD-C3D	-2.08	124.53	127.98
14	bL	204	CL7	C1-O2A-CGA	-2.08	111.00	116.44
14	bA	3111	CL7	C3A-C4A-CHB	-2.08	120.62	123.70
16	bA	3137	LHG	P-O3-C3	-2.08	109.51	121.68
14	aB	3026	CL7	C3D-CAD-CBD	2.07	110.34	107.61
14	aA	3118	CL7	CGD-CBD-CAD	-2.07	105.79	114.30
14	bB	818	CL7	C1B-CHB-C4A	-2.07	126.01	130.12
14	aA	3146	CL7	C3A-C4A-CHB	-2.07	120.62	123.70
14	bB	811	CL7	CMD-C2D-C1D	-2.07	125.28	128.46
14	bB	814	CL7	CED-O2D-CGD	2.07	120.62	115.94
14	bL	203	CL7	C2C-C1C-NC	2.07	111.63	110.10
14	bA	3103	CL7	OBD-CAD-C3D	-2.07	124.55	127.98
14	bL	205	CL7	C3B-C4B-NB	-2.07	106.54	109.21
14	aA	3129	CL7	C3D-CAD-CBD	2.07	110.33	107.61
14	aA	3125	CL7	C3D-CAD-CBD	2.07	110.33	107.61
14	bA	3102	CL7	CBC-CAC-C3C	-2.07	106.73	112.43
14	bB	827	CL7	C6-C7-C8	-2.07	109.24	115.92
14	cB	826	CL7	C16-C17-C18	-2.07	106.25	115.98
14	cA	3102	CL7	C2C-C1C-NC	2.07	111.63	110.10
14	bA	3121	CL7	CAC-C3C-C2C	-2.06	124.00	127.53
14	aA	3114	CL7	CMB-C2B-C1B	2.06	131.64	128.46
14	bA	3125	CL7	CAC-C3C-C2C	-2.06	124.00	127.53
14	cA	3128	CL7	CAA-CBA-CGA	2.06	119.28	113.25
14	aA	3128	CL7	OBD-CAD-CBD	-2.06	122.95	125.89
14	cA	3130	CL7	C1A-NA-C4A	-2.06	105.05	106.30
14	aA	3126	CL7	CAA-CBA-CGA	-2.06	107.23	113.25
14	bA	3113	CL7	O1D-CGD-CBD	-2.06	120.27	124.48
14	cA	3102	CL7	C3C-C4C-NC	-2.06	108.68	110.18
14	bB	808	CL7	C3C-C4C-NC	2.06	111.67	110.18
14	bA	3124	CL7	CAC-C3C-C4C	2.06	127.92	124.68
14	aL	202	CL7	C4C-C3C-C2C	2.06	109.81	107.13
14	bB	827	CL7	O1A-CGA-CBA	-2.06	115.70	123.73
14	bB	824	CL7	O1D-CGD-CBD	-2.06	120.27	124.48
14	bB	826	CL7	CAC-C3C-C2C	-2.06	124.01	127.53

Continued on next page...

Continued from previous page...

Mol	Chain	Res	Type	Atoms	Z	Observed(°)	Ideal(°)
14	aA	3146	CL7	OBD-CAD-CBD	-2.06	122.95	125.89
14	aA	3109	CL7	O1D-CGD-CBD	-2.06	120.27	124.48
14	aL	204	CL7	CAA-C2A-C3A	-2.06	109.12	114.26
14	cA	3132	CL7	C9-C8-C7	-2.06	103.84	111.29
14	cB	819	CL7	CMB-C2B-C3B	2.06	128.53	124.68
14	bA	3121	CL7	CMA-C3A-C2A	-2.06	111.30	116.10
14	aB	3003	CL7	O2D-CGD-O1D	-2.05	119.82	123.84
14	cB	826	CL7	C3A-C4A-CHB	-2.05	120.65	123.70
14	aA	3108	CL7	CHC-C1C-NC	-2.05	122.57	124.45
14	cA	3139	CL7	CMD-C2D-C1D	-2.05	125.31	128.46
14	aA	3127	CL7	C6-C5-C3	-2.05	108.07	113.45
14	cA	3142	CL7	CMC-C2C-C1C	-2.05	121.10	124.71
14	cA	3125	CL7	CAA-C2A-C3A	-2.05	107.16	112.78
14	aA	3108	CL7	C16-C15-C13	-2.05	109.29	115.92
14	aA	3104	CL7	CHC-C1C-NC	-2.05	122.57	124.45
14	bB	809	CL7	C3B-C4B-NB	-2.05	106.56	109.21
14	cA	3128	CL7	C2C-C1C-NC	-2.05	108.59	110.10
14	aB	3022	CL7	C2A-C1A-CHA	-2.05	121.19	124.42
14	aA	3112	CL7	CGD-CBD-CAD	-2.05	105.90	114.30
14	aA	3141	CL7	C1-C2-C3	-2.05	122.50	126.04
14	bF	201	CL7	CMD-C2D-C1D	-2.05	125.32	128.46
14	aL	203	CL7	C11-C10-C8	-2.05	109.30	115.92
14	bB	815	CL7	C3A-C4A-CHB	-2.05	120.66	123.70
14	aA	3120	CL7	O2D-CGD-O1D	-2.05	119.84	123.84
14	bA	3132	CL7	CMA-C3A-C2A	-2.05	105.57	113.83
14	aL	203	CL7	C6-C7-C8	-2.05	109.31	115.92
14	aA	3115	CL7	CAC-C3C-C2C	-2.05	124.03	127.53
14	aA	3107	CL7	C1A-NA-C4A	2.04	107.54	106.30
14	cA	3124	CL7	CAA-C2A-C3A	-2.04	107.18	112.78
17	bA	3143	PQN	O4-C4-C5	-2.04	118.26	121.56
14	cA	3125	CL7	C3B-C4B-NB	-2.04	106.57	109.21
14	bB	819	CL7	C1-O2A-CGA	-2.04	111.09	116.44
14	cA	3141	CL7	CMC-C2C-C1C	-2.04	121.12	124.71
14	cB	822	CL7	CMC-C2C-C1C	-2.04	121.12	124.71
14	bB	827	CL7	CMB-C2B-C1B	-2.04	125.33	128.46
14	aA	3126	CL7	C3A-C4A-CHB	-2.04	120.67	123.70
13	cB	801	PHO	C1B-NB-C4B	2.04	111.28	107.09
14	cB	826	CL7	O2A-CGA-CBA	2.04	118.31	111.91
14	cB	826	CL7	O2D-CGD-CBD	2.04	114.89	111.27
17	aA	3144	PQN	O4-C4-C5	-2.04	118.26	121.56
14	bA	3102	CL7	CHD-C4C-C3C	2.04	128.23	124.93
14	aA	3133	CL7	C3A-C4A-CHB	-2.04	120.68	123.70

Continued on next page...

Continued from previous page...

Mol	Chain	Res	Type	Atoms	Z	Observed(°)	Ideal(°)
14	aB	3007	CL7	C3C-C4C-NC	2.04	111.65	110.18
14	aL	202	CL7	C1A-NA-C4A	2.04	107.53	106.30
14	bB	833	CL7	CMD-C2D-C1D	-2.04	125.33	128.46
14	cB	824	CL7	OBD-CAD-CBD	-2.04	122.98	125.89
12	cA	3101	G9R	CBA-CAA-C2A	-2.04	107.85	113.86
14	bA	3127	CL7	CHA-C1A-NA	-2.04	121.16	125.98
14	bA	3132	CL7	C2A-C1A-CHA	-2.04	122.29	126.36
14	bA	3119	CL7	CHA-C1A-NA	-2.03	121.17	125.98
13	cB	805	PHO	CAA-CBA-CGA	-2.03	107.31	113.25
14	aB	3009	CL7	C3B-C4B-NB	-2.03	106.59	109.21
14	aB	3025	CL7	O2A-CGA-CBA	2.03	118.28	111.91
14	aA	3123	CL7	C1-O2A-CGA	-2.03	111.12	116.44
14	cA	3120	CL7	CAC-C3C-C2C	-2.03	124.06	127.53
14	aA	3124	CL7	C1-C2-C3	-2.03	122.54	126.04
14	cA	3113	CL7	CMB-C2B-C3B	-2.03	120.89	124.68
14	bB	831	CL7	C4-C3-C2	-2.03	118.48	123.68
14	aB	3019	CL7	O1A-CGA-CBA	-2.03	115.83	123.73
14	aB	3006	CL7	CMD-C2D-C1D	-2.03	125.35	128.46
14	aB	3023	CL7	CHC-C1C-NC	-2.03	122.59	124.45
14	aA	3143	CL7	C3D-CAD-CBD	2.02	110.27	107.61
14	cA	3114	CL7	C3D-CAD-CBD	2.02	110.27	107.61
14	aB	3017	CL7	CHC-C1C-NC	-2.02	122.59	124.45
14	bA	3133	CL7	OBD-CAD-C3D	-2.02	124.62	127.98
14	aB	3030	CL7	C3A-C4A-CHB	-2.02	120.70	123.70
14	aA	3142	CL7	C4C-C3C-C2C	2.02	109.76	107.13
14	cB	831	CL7	C6-C5-C3	-2.02	108.15	113.45
14	aA	3132	CL7	C3A-C4A-CHB	-2.02	120.70	123.70
14	aA	3132	CL7	O1D-CGD-CBD	-2.02	120.35	124.48
14	bA	3142	CL7	CMC-C2C-C1C	-2.02	121.15	124.71
14	cB	803	CL7	C3A-C2A-C1A	2.02	104.37	101.34
14	cB	825	CL7	CHC-C1C-NC	-2.02	122.60	124.45
14	aA	3104	CL7	OBD-CAD-CBD	-2.02	123.01	125.89
14	aB	3018	CL7	C4D-C3D-CAD	-2.02	104.54	107.81
14	cA	3106	CL7	C16-C17-C18	-2.02	106.47	115.98
14	bB	827	CL7	CGD-CBD-CAD	-2.02	104.19	110.73
14	bB	804	CL7	CGD-CBD-CAD	-2.02	104.19	110.73
14	cA	3142	CL7	O2A-CGA-O1A	-2.02	118.50	123.59
14	aA	3114	CL7	O1D-CGD-CBD	-2.02	120.36	124.48
14	cA	3107	CL7	OBD-CAD-CBD	-2.02	123.01	125.89
14	bA	3125	CL7	C3A-C4A-CHB	-2.02	120.71	123.70
14	bA	3112	CL7	O2D-CGD-O1D	-2.02	119.90	123.84
14	cA	3112	CL7	O2D-CGD-O1D	-2.02	119.90	123.84

Continued on next page...

Continued from previous page...

Mol	Chain	Res	Type	Atoms	Z	Observed(°)	Ideal(°)
14	aA	3107	CL7	C4C-C3C-C2C	2.01	109.75	107.13
14	cB	814	CL7	CED-O2D-CGD	2.01	120.49	115.94
19	cB	830	LMG	C30-C29-C28	-2.01	106.30	113.62
14	cB	810	CL7	C9-C8-C7	-2.01	104.00	111.29
14	bA	3122	CL7	OBD-CAD-CBD	-2.01	123.02	125.89
14	aB	3018	CL7	CHA-C1A-NA	-2.01	121.22	125.98
14	cB	815	CL7	CHA-C1A-NA	-2.01	121.22	125.98
14	bB	813	CL7	CHA-C1A-NA	-2.01	121.22	125.98
14	cB	819	CL7	CBC-CAC-C3C	2.01	117.97	112.43
14	aB	3012	CL7	CHC-C1C-NC	-2.01	122.61	124.45
14	cB	827	CL7	C3B-C4B-NB	-2.01	106.61	109.21
14	aA	3146	CL7	CHA-C1A-NA	-2.01	121.23	125.98
14	bA	3132	CL7	CAA-C2A-C3A	-2.01	107.28	112.78
14	aB	3025	CL7	C16-C17-C18	-2.01	106.52	115.98
14	cA	3123	CL7	C2A-C1A-CHA	-2.01	122.35	126.36
14	aB	3030	CL7	C4-C3-C2	-2.01	118.53	123.68
12	aA	3101	G9R	CHD-C4C-NC	2.01	129.13	124.93
14	bA	3106	CL7	C16-C17-C18	-2.01	106.53	115.98
14	aB	3024	CL7	CHA-C1A-NA	-2.00	121.24	125.98
12	cA	3101	G9R	C2C-C1C-NC	2.00	112.82	109.79
14	bB	827	CL7	C2A-C1A-CHA	-2.00	122.35	126.36
14	bB	804	CL7	O1D-CGD-CBD	-2.00	120.38	124.48
14	bA	3141	CL7	C1B-CHB-C4A	-2.00	126.15	130.12
14	cL	204	CL7	C4C-C3C-C2C	2.00	109.73	107.13
14	cA	3142	CL7	O1A-CGA-CBA	-2.00	115.93	123.73
14	aB	3024	CL7	C3A-C2A-C1A	2.00	104.03	101.64
14	bB	809	CL7	CHC-C1C-NC	-2.00	122.62	124.45

All (376) chirality outliers are listed below:

Mol	Chain	Res	Type	Atom
12	aA	3101	G9R	ND
12	cA	3101	G9R	ND
14	aA	3103	CL7	NC
14	aA	3104	CL7	NA
14	aA	3104	CL7	NC
14	aA	3105	CL7	NC
14	aA	3105	CL7	NA
14	aA	3106	CL7	NA
14	aA	3106	CL7	NC
14	aA	3107	CL7	NC
14	aA	3107	CL7	NA

Continued on next page...

Continued from previous page...

Mol	Chain	Res	Type	Atom
14	aA	3108	CL7	NC
14	aA	3109	CL7	NC
14	aA	3110	CL7	NA
14	aA	3110	CL7	NC
14	aA	3111	CL7	NC
14	aA	3112	CL7	NC
14	aA	3112	CL7	NA
14	aA	3113	CL7	NC
14	aA	3113	CL7	NA
14	aA	3114	CL7	NC
14	aA	3114	CL7	NA
14	aA	3115	CL7	NC
14	aA	3115	CL7	NA
14	aA	3116	CL7	NC
14	aA	3117	CL7	NC
14	aA	3117	CL7	NA
14	aA	3118	CL7	NC
14	aA	3118	CL7	NA
14	aA	3119	CL7	NC
14	aA	3120	CL7	NA
14	aA	3120	CL7	NC
14	aA	3121	CL7	NC
14	aA	3121	CL7	NA
14	aA	3122	CL7	NC
14	aA	3123	CL7	NC
14	aA	3123	CL7	NA
14	aA	3124	CL7	NC
14	aA	3124	CL7	NA
14	aA	3125	CL7	NC
14	aA	3125	CL7	NA
14	aA	3126	CL7	NC
14	aA	3126	CL7	NA
14	aA	3127	CL7	NC
14	aA	3128	CL7	NC
14	aA	3128	CL7	NA
14	aA	3129	CL7	NC
14	aA	3129	CL7	NA
14	aA	3130	CL7	NC
14	aA	3131	CL7	NC
14	aA	3132	CL7	NC
14	aA	3132	CL7	NA
14	aA	3133	CL7	NC

Continued on next page...

Continued from previous page...

Mol	Chain	Res	Type	Atom
14	aA	3133	CL7	NA
14	aA	3134	CL7	NA
14	aA	3134	CL7	NC
14	aA	3140	CL7	NC
14	aA	3140	CL7	NA
14	aA	3141	CL7	NC
14	aA	3141	CL7	NA
14	aA	3142	CL7	NC
14	aA	3142	CL7	NA
14	aA	3143	CL7	NC
14	aA	3146	CL7	NC
14	aA	3146	CL7	NA
14	aB	3002	CL7	NC
14	aB	3002	CL7	NA
14	aB	3003	CL7	NC
14	aB	3003	CL7	NA
14	aB	3005	CL7	NC
14	aB	3005	CL7	NA
14	aB	3006	CL7	NC
14	aB	3007	CL7	NC
14	aB	3007	CL7	NA
14	aB	3008	CL7	NC
14	aB	3008	CL7	NA
14	aB	3009	CL7	NA
14	aB	3009	CL7	NC
14	aB	3010	CL7	NC
14	aB	3010	CL7	NA
14	aB	3011	CL7	NC
14	aB	3011	CL7	NA
14	aB	3012	CL7	NC
14	aB	3012	CL7	NA
14	aB	3013	CL7	NC
14	aB	3014	CL7	NC
14	aB	3015	CL7	NC
14	aB	3015	CL7	NA
14	aB	3016	CL7	NC
14	aB	3016	CL7	NA
14	aB	3017	CL7	NC
14	aB	3017	CL7	NA
14	aB	3018	CL7	NC
14	aB	3018	CL7	NA
14	aB	3019	CL7	NC

Continued on next page...

Continued from previous page...

Mol	Chain	Res	Type	Atom
14	aB	3019	CL7	NA
14	aB	3020	CL7	NC
14	aB	3021	CL7	NC
14	aB	3022	CL7	NC
14	aB	3022	CL7	NA
14	aB	3023	CL7	NC
14	aB	3023	CL7	NA
14	aB	3024	CL7	NC
14	aB	3024	CL7	NA
14	aB	3025	CL7	NC
14	aB	3025	CL7	NA
14	aB	3026	CL7	NC
14	aB	3026	CL7	NA
14	aB	3030	CL7	NC
14	aB	3030	CL7	NA
14	aB	3031	CL7	NA
14	aB	3031	CL7	NC
14	aB	3032	CL7	NC
14	aB	3032	CL7	NA
14	aF	201	CL7	NC
14	aF	201	CL7	NA
14	aJ	101	CL7	NC
14	aK	101	CL7	NA
14	aK	101	CL7	NC
14	aL	202	CL7	NC
14	aL	202	CL7	NA
14	aL	203	CL7	NC
14	aL	203	CL7	NA
14	aL	204	CL7	NC
14	aL	204	CL7	NA
14	bA	3102	CL7	NC
14	bA	3103	CL7	NA
14	bA	3103	CL7	NC
14	bA	3104	CL7	NC
14	bA	3104	CL7	NA
14	bA	3105	CL7	NA
14	bA	3105	CL7	NC
14	bA	3106	CL7	NC
14	bA	3106	CL7	NA
14	bA	3107	CL7	NC
14	bA	3108	CL7	NC
14	bA	3109	CL7	NA

Continued on next page...

Continued from previous page...

Mol	Chain	Res	Type	Atom
14	bA	3109	CL7	NC
14	bA	3110	CL7	NC
14	bA	3110	CL7	NA
14	bA	3111	CL7	NC
14	bA	3111	CL7	NA
14	bA	3112	CL7	NC
14	bA	3112	CL7	NA
14	bA	3113	CL7	NC
14	bA	3114	CL7	NC
14	bA	3114	CL7	NA
14	bA	3115	CL7	NC
14	bA	3116	CL7	NA
14	bA	3116	CL7	NC
14	bA	3117	CL7	NC
14	bA	3117	CL7	NA
14	bA	3118	CL7	NC
14	bA	3118	CL7	NA
14	bA	3119	CL7	NA
14	bA	3119	CL7	NC
14	bA	3120	CL7	NC
14	bA	3120	CL7	NA
14	bA	3121	CL7	NC
14	bA	3121	CL7	NA
14	bA	3122	CL7	NC
14	bA	3122	CL7	NA
14	bA	3123	CL7	NA
14	bA	3123	CL7	NC
14	bA	3124	CL7	NC
14	bA	3124	CL7	NA
14	bA	3125	CL7	NC
14	bA	3125	CL7	NA
14	bA	3126	CL7	NC
14	bA	3127	CL7	NC
14	bA	3127	CL7	NA
14	bA	3128	CL7	NC
14	bA	3128	CL7	NA
14	bA	3129	CL7	NC
14	bA	3130	CL7	NC
14	bA	3130	CL7	NA
14	bA	3131	CL7	NC
14	bA	3131	CL7	NA
14	bA	3132	CL7	NC

Continued on next page...

Continued from previous page...

Mol	Chain	Res	Type	Atom
14	bA	3132	CL7	NA
14	bA	3133	CL7	NC
14	bA	3133	CL7	NA
14	bA	3139	CL7	NC
14	bA	3139	CL7	NA
14	bA	3140	CL7	NC
14	bA	3140	CL7	NA
14	bA	3141	CL7	NC
14	bA	3141	CL7	NA
14	bA	3142	CL7	NC
14	bA	3142	CL7	NA
14	bA	3145	CL7	NC
14	bA	3145	CL7	NA
14	bB	803	CL7	NC
14	bB	803	CL7	NA
14	bB	804	CL7	NC
14	bB	804	CL7	NA
14	bB	806	CL7	NC
14	bB	806	CL7	NA
14	bB	807	CL7	NC
14	bB	808	CL7	NC
14	bB	808	CL7	NA
14	bB	809	CL7	NC
14	bB	809	CL7	NA
14	bB	810	CL7	NA
14	bB	810	CL7	NC
14	bB	811	CL7	NC
14	bB	811	CL7	NA
14	bB	812	CL7	NC
14	bB	812	CL7	NA
14	bB	813	CL7	NC
14	bB	813	CL7	NA
14	bB	814	CL7	NC
14	bB	815	CL7	NC
14	bB	815	CL7	NA
14	bB	816	CL7	NC
14	bB	817	CL7	NC
14	bB	817	CL7	NA
14	bB	818	CL7	NC
14	bB	818	CL7	NA
14	bB	819	CL7	NC
14	bB	819	CL7	NA

Continued on next page...

Continued from previous page...

Mol	Chain	Res	Type	Atom
14	bB	820	CL7	NC
14	bB	820	CL7	NA
14	bB	821	CL7	NC
14	bB	822	CL7	NC
14	bB	823	CL7	NC
14	bB	823	CL7	NA
14	bB	824	CL7	NC
14	bB	824	CL7	NA
14	bB	825	CL7	NC
14	bB	825	CL7	NA
14	bB	826	CL7	NC
14	bB	826	CL7	NA
14	bB	827	CL7	NC
14	bB	827	CL7	NA
14	bB	831	CL7	NC
14	bB	831	CL7	NA
14	bB	832	CL7	NA
14	bB	832	CL7	NC
14	bB	833	CL7	NC
14	bB	833	CL7	NA
14	bF	201	CL7	NC
14	bF	201	CL7	NA
14	bJ	101	CL7	NC
14	bK	101	CL7	NA
14	bK	101	CL7	NC
14	bL	203	CL7	NC
14	bL	203	CL7	NA
14	bL	204	CL7	NC
14	bL	204	CL7	NA
14	bL	205	CL7	NC
14	bL	205	CL7	NA
14	cA	3102	CL7	NC
14	cA	3103	CL7	NA
14	cA	3103	CL7	NC
14	cA	3104	CL7	NC
14	cA	3104	CL7	NA
14	cA	3105	CL7	NA
14	cA	3105	CL7	NC
14	cA	3106	CL7	NA
14	cA	3106	CL7	NC
14	cA	3107	CL7	NC
14	cA	3108	CL7	NC

Continued on next page...

Continued from previous page...

Mol	Chain	Res	Type	Atom
14	cA	3109	CL7	NA
14	cA	3109	CL7	NC
14	cA	3110	CL7	NC
14	cA	3111	CL7	NC
14	cA	3111	CL7	NA
14	cA	3112	CL7	NC
14	cA	3112	CL7	NA
14	cA	3113	CL7	NC
14	cA	3114	CL7	NC
14	cA	3115	CL7	NC
14	cA	3116	CL7	NA
14	cA	3116	CL7	NC
14	cA	3117	CL7	NC
14	cA	3117	CL7	NA
14	cA	3118	CL7	NC
14	cA	3119	CL7	NA
14	cA	3119	CL7	NC
14	cA	3120	CL7	NC
14	cA	3120	CL7	NA
14	cA	3121	CL7	NC
14	cA	3121	CL7	NA
14	cA	3122	CL7	NC
14	cA	3122	CL7	NA
14	cA	3123	CL7	NC
14	cA	3123	CL7	NA
14	cA	3124	CL7	NC
14	cA	3124	CL7	NA
14	cA	3125	CL7	NC
14	cA	3125	CL7	NA
14	cA	3126	CL7	NC
14	cA	3126	CL7	NA
14	cA	3127	CL7	NA
14	cA	3127	CL7	NC
14	cA	3128	CL7	NC
14	cA	3128	CL7	NA
14	cA	3129	CL7	NC
14	cA	3130	CL7	NC
14	cA	3130	CL7	NA
14	cA	3131	CL7	NC
14	cA	3131	CL7	NA
14	cA	3132	CL7	NC
14	cA	3132	CL7	NA

Continued on next page...

Continued from previous page...

Mol	Chain	Res	Type	Atom
14	cA	3133	CL7	NA
14	cA	3133	CL7	NC
14	cA	3139	CL7	NC
14	cA	3139	CL7	NA
14	cA	3140	CL7	NC
14	cA	3140	CL7	NA
14	cA	3141	CL7	NC
14	cA	3141	CL7	NA
14	cA	3142	CL7	NC
14	cA	3142	CL7	NA
14	cA	3144	CL7	NC
14	cA	3144	CL7	NA
14	cB	803	CL7	NC
14	cB	803	CL7	NA
14	cB	804	CL7	NC
14	cB	806	CL7	NC
14	cB	806	CL7	NA
14	cB	807	CL7	NC
14	cB	808	CL7	NC
14	cB	808	CL7	NA
14	cB	809	CL7	NC
14	cB	809	CL7	NA
14	cB	810	CL7	NA
14	cB	810	CL7	NC
14	cB	811	CL7	NC
14	cB	811	CL7	NA
14	cB	812	CL7	NC
14	cB	812	CL7	NA
14	cB	813	CL7	NC
14	cB	813	CL7	NA
14	cB	814	CL7	NC
14	cB	815	CL7	NC
14	cB	815	CL7	NA
14	cB	816	CL7	NC
14	cB	816	CL7	NA
14	cB	817	CL7	NC
14	cB	817	CL7	NA
14	cB	818	CL7	NC
14	cB	818	CL7	NA
14	cB	819	CL7	NC
14	cB	819	CL7	NA
14	cB	820	CL7	NC

Continued on next page...

Continued from previous page...

Mol	Chain	Res	Type	Atom
14	cB	820	CL7	NA
14	cB	821	CL7	NC
14	cB	822	CL7	NC
14	cB	823	CL7	NC
14	cB	823	CL7	NA
14	cB	824	CL7	NC
14	cB	824	CL7	NA
14	cB	825	CL7	NC
14	cB	825	CL7	NA
14	cB	826	CL7	NC
14	cB	826	CL7	NA
14	cB	827	CL7	NC
14	cB	831	CL7	NC
14	cB	831	CL7	NA
14	cB	832	CL7	NA
14	cB	832	CL7	NC
14	cB	833	CL7	NC
14	cB	833	CL7	NA
14	cF	201	CL7	NC
14	cF	201	CL7	NA
14	cJ	101	CL7	NC
14	cK	101	CL7	NC
14	cK	101	CL7	NA
14	cL	203	CL7	NC
14	cL	203	CL7	NA
14	cL	204	CL7	NC
14	cL	204	CL7	NA
14	cL	205	CL7	NC
14	cL	205	CL7	NA

All (1852) torsion outliers are listed below:

Mol	Chain	Res	Type	Atoms
12	bA	3101	G9R	NB-C4B-CHC-C1C
12	bA	3101	G9R	NC-C1C-CHC-C4B
13	aA	3102	PHO	CBA-CGA-O2A-C1
13	aA	3102	PHO	O1A-CGA-O2A-C1
13	bB	801	PHO	CBA-CGA-O2A-C1
13	bB	801	PHO	O1A-CGA-O2A-C1
13	bB	805	PHO	CHA-CBD-CGD-O1D
13	cB	801	PHO	CBA-CGA-O2A-C1
13	cB	801	PHO	O1A-CGA-O2A-C1

Continued on next page...

Continued from previous page...

Mol	Chain	Res	Type	Atoms
13	cB	805	PHO	C11-C10-C8-C9
14	aA	3103	CL7	C1-C2-C3-C4
14	aA	3105	CL7	CAD-CBD-CGD-O1D
14	aA	3105	CL7	CBD-CGD-O2D-CED
14	aA	3106	CL7	CHA-CBD-CGD-O2D
14	aA	3107	CL7	C1-C2-C3-C4
14	aA	3107	CL7	C1A-C2A-CAA-CBA
14	aA	3108	CL7	C1A-C2A-CAA-CBA
14	aA	3109	CL7	C1A-C2A-CAA-CBA
14	aA	3111	CL7	CBD-CGD-O2D-CED
14	aA	3115	CL7	CBD-CGD-O2D-CED
14	aA	3117	CL7	C1-C2-C3-C5
14	aA	3117	CL7	C1-C2-C3-C4
14	aA	3123	CL7	C1-C2-C3-C5
14	aA	3123	CL7	C1A-C2A-CAA-CBA
14	aA	3123	CL7	CHA-CBD-CGD-O1D
14	aA	3123	CL7	CAD-CBD-CGD-O1D
14	aA	3124	CL7	C1-C2-C3-C5
14	aA	3125	CL7	C1-C2-C3-C4
14	aA	3126	CL7	C1A-C2A-CAA-CBA
14	aA	3127	CL7	CHA-CBD-CGD-O1D
14	aA	3128	CL7	C1-C2-C3-C5
14	aA	3129	CL7	C1-C2-C3-C5
14	aA	3129	CL7	C1-C2-C3-C4
14	aA	3129	CL7	CHA-CBD-CGD-O2D
14	aA	3130	CL7	CHA-CBD-CGD-O2D
14	aA	3131	CL7	CHA-CBD-CGD-O2D
14	aA	3132	CL7	CBD-CGD-O2D-CED
14	aA	3133	CL7	C1-C2-C3-C5
14	aA	3133	CL7	C1-C2-C3-C4
14	aA	3133	CL7	C1A-C2A-CAA-CBA
14	aA	3134	CL7	CHA-CBD-CGD-O1D
14	aA	3134	CL7	CAD-CBD-CGD-O1D
14	aA	3134	CL7	CBD-CGD-O2D-CED
14	aA	3140	CL7	C1-C2-C3-C4
14	aA	3140	CL7	C11-C10-C8-C9
14	aA	3140	CL7	CHA-CBD-CGD-O1D
14	aA	3140	CL7	CAD-CBD-CGD-O2D
14	aA	3140	CL7	CBD-CGD-O2D-CED
14	aA	3140	CL7	O1D-CGD-O2D-CED
14	aA	3141	CL7	O2A-C1-C2-C3
14	aA	3141	CL7	C1-C2-C3-C4

Continued on next page...

Continued from previous page...

Mol	Chain	Res	Type	Atoms
14	aA	3141	CL7	CHA-CBD-CGD-O2D
14	aA	3142	CL7	C11-C12-C13-C14
14	aA	3142	CL7	CBD-CGD-O2D-CED
14	aA	3143	CL7	C1-C2-C3-C5
14	aA	3143	CL7	C1-C2-C3-C4
14	aA	3143	CL7	C1A-C2A-CAA-CBA
14	aB	3002	CL7	C1-C2-C3-C4
14	aB	3002	CL7	CHA-CBD-CGD-O2D
14	aB	3002	CL7	CAD-CBD-CGD-O2D
14	aB	3003	CL7	C1-C2-C3-C5
14	aB	3003	CL7	C1-C2-C3-C4
14	aB	3005	CL7	C1-C2-C3-C4
14	aB	3005	CL7	C6-C7-C8-C9
14	aB	3006	CL7	C1-C2-C3-C4
14	aB	3006	CL7	CHA-CBD-CGD-O2D
14	aB	3007	CL7	C1-C2-C3-C4
14	aB	3007	CL7	C14-C13-C15-C16
14	aB	3008	CL7	C1-C2-C3-C5
14	aB	3008	CL7	C1-C2-C3-C4
14	aB	3009	CL7	C1-C2-C3-C4
14	aB	3009	CL7	C14-C13-C15-C16
14	aB	3013	CL7	CAD-CBD-CGD-O1D
14	aB	3015	CL7	C1-C2-C3-C5
14	aB	3015	CL7	C1-C2-C3-C4
14	aB	3015	CL7	CAD-CBD-CGD-O1D
14	aB	3016	CL7	CHA-CBD-CGD-O1D
14	aB	3017	CL7	CHA-CBD-CGD-O2D
14	aB	3018	CL7	C11-C10-C8-C7
14	aB	3018	CL7	C3A-C2A-CAA-CBA
14	aB	3019	CL7	C1A-C2A-CAA-CBA
14	aB	3021	CL7	CBD-CGD-O2D-CED
14	aB	3023	CL7	C1-C2-C3-C4
14	aB	3023	CL7	C1A-C2A-CAA-CBA
14	aB	3025	CL7	O2A-C1-C2-C3
14	aB	3025	CL7	C1-C2-C3-C5
14	aB	3025	CL7	C1-C2-C3-C4
14	aB	3026	CL7	C1-C2-C3-C5
14	aB	3030	CL7	C1A-C2A-CAA-CBA
14	aB	3031	CL7	C1-C2-C3-C4
14	aB	3032	CL7	C1-C2-C3-C5
14	aB	3032	CL7	C1-C2-C3-C4
14	aB	3032	CL7	C1A-C2A-CAA-CBA

Continued on next page...

Continued from previous page...

Mol	Chain	Res	Type	Atoms
14	aB	3032	CL7	C3A-C2A-CAA-CBA
14	aL	202	CL7	O1A-CGA-O2A-C1
14	aL	202	CL7	C1A-C2A-CAA-CBA
14	aL	202	CL7	C3A-C2A-CAA-CBA
14	aL	203	CL7	CHA-CBD-CGD-O2D
14	bA	3102	CL7	C1-C2-C3-C4
14	bA	3103	CL7	CHA-CBD-CGD-O2D
14	bA	3104	CL7	CBD-CGD-O2D-CED
14	bA	3105	CL7	CHA-CBD-CGD-O2D
14	bA	3106	CL7	C1-C2-C3-C4
14	bA	3106	CL7	C1A-C2A-CAA-CBA
14	bA	3108	CL7	C1A-C2A-CAA-CBA
14	bA	3110	CL7	CBD-CGD-O2D-CED
14	bA	3114	CL7	CBD-CGD-O2D-CED
14	bA	3116	CL7	C1-C2-C3-C5
14	bA	3116	CL7	C2-C3-C5-C6
14	bA	3120	CL7	C1A-C2A-CAA-CBA
14	bA	3120	CL7	C3A-C2A-CAA-CBA
14	bA	3122	CL7	C1-C2-C3-C5
14	bA	3122	CL7	C1-C2-C3-C4
14	bA	3122	CL7	C1A-C2A-CAA-CBA
14	bA	3122	CL7	CHA-CBD-CGD-O1D
14	bA	3122	CL7	CAD-CBD-CGD-O1D
14	bA	3125	CL7	C1A-C2A-CAA-CBA
14	bA	3125	CL7	CBD-CGD-O2D-CED
14	bA	3126	CL7	CHA-CBD-CGD-O1D
14	bA	3127	CL7	C1-C2-C3-C5
14	bA	3127	CL7	C4-C3-C5-C6
14	bA	3128	CL7	C1-C2-C3-C5
14	bA	3128	CL7	C1-C2-C3-C4
14	bA	3128	CL7	C12-C13-C15-C16
14	bA	3128	CL7	CHA-CBD-CGD-O2D
14	bA	3129	CL7	CHA-CBD-CGD-O2D
14	bA	3129	CL7	CBD-CGD-O2D-CED
14	bA	3130	CL7	CHA-CBD-CGD-O2D
14	bA	3131	CL7	CBD-CGD-O2D-CED
14	bA	3132	CL7	C1-C2-C3-C5
14	bA	3132	CL7	C1-C2-C3-C4
14	bA	3132	CL7	C1A-C2A-CAA-CBA
14	bA	3132	CL7	C3A-C2A-CAA-CBA
14	bA	3139	CL7	CAD-CBD-CGD-O2D
14	bA	3139	CL7	CBD-CGD-O2D-CED

Continued on next page...

Continued from previous page...

Mol	Chain	Res	Type	Atoms
14	bA	3140	CL7	CHA-CBD-CGD-O2D
14	bA	3142	CL7	C1-C2-C3-C5
14	bA	3142	CL7	C1-C2-C3-C4
14	bA	3142	CL7	C2-C3-C5-C6
14	bA	3142	CL7	C4-C3-C5-C6
14	bA	3142	CL7	C11-C10-C8-C9
14	bA	3145	CL7	CHA-CBD-CGD-O2D
14	bB	803	CL7	C1-C2-C3-C4
14	bB	803	CL7	CHA-CBD-CGD-O2D
14	bB	804	CL7	C1-C2-C3-C4
14	bB	806	CL7	C1-C2-C3-C4
14	bB	807	CL7	C1-C2-C3-C4
14	bB	808	CL7	C1-C2-C3-C4
14	bB	808	CL7	C14-C13-C15-C16
14	bB	809	CL7	C1-C2-C3-C5
14	bB	809	CL7	C1-C2-C3-C4
14	bB	810	CL7	C1-C2-C3-C4
14	bB	814	CL7	CAD-CBD-CGD-O1D
14	bB	817	CL7	CHA-CBD-CGD-O1D
14	bB	818	CL7	CHA-CBD-CGD-O2D
14	bB	819	CL7	C1-C2-C3-C5
14	bB	819	CL7	C3A-C2A-CAA-CBA
14	bB	820	CL7	C1A-C2A-CAA-CBA
14	bB	820	CL7	C3A-C2A-CAA-CBA
14	bB	822	CL7	CBD-CGD-O2D-CED
14	bB	824	CL7	C1-C2-C3-C4
14	bB	824	CL7	C1A-C2A-CAA-CBA
14	bB	824	CL7	CHA-CBD-CGD-O1D
14	bB	826	CL7	C1-C2-C3-C5
14	bB	826	CL7	C1-C2-C3-C4
14	bB	826	CL7	C4-C3-C5-C6
14	bB	826	CL7	C11-C12-C13-C14
14	bB	827	CL7	C1-C2-C3-C5
14	bB	831	CL7	C1-C2-C3-C4
14	bB	831	CL7	CHA-CBD-CGD-O2D
14	bB	832	CL7	C1-C2-C3-C4
14	bB	833	CL7	C2-C3-C5-C6
14	bB	833	CL7	C1A-C2A-CAA-CBA
14	bL	203	CL7	O1A-CGA-O2A-C1
14	bL	203	CL7	C1A-C2A-CAA-CBA
14	bL	203	CL7	CBD-CGD-O2D-CED
14	bL	204	CL7	CHA-CBD-CGD-O2D

Continued on next page...

Continued from previous page...

Mol	Chain	Res	Type	Atoms
14	cA	3102	CL7	C1-C2-C3-C4
14	cA	3102	CL7	CHA-CBD-CGD-O1D
14	cA	3103	CL7	CHA-CBD-CGD-O2D
14	cA	3104	CL7	CBD-CGD-O2D-CED
14	cA	3105	CL7	CHA-CBD-CGD-O2D
14	cA	3106	CL7	C1A-C2A-CAA-CBA
14	cA	3107	CL7	C1A-C2A-CAA-CBA
14	cA	3110	CL7	CBD-CGD-O2D-CED
14	cA	3114	CL7	CBD-CGD-O2D-CED
14	cA	3116	CL7	C1-C2-C3-C5
14	cA	3116	CL7	C1-C2-C3-C4
14	cA	3116	CL7	CBD-CGD-O2D-CED
14	cA	3120	CL7	C1A-C2A-CAA-CBA
14	cA	3120	CL7	C3A-C2A-CAA-CBA
14	cA	3122	CL7	C1-C2-C3-C5
14	cA	3122	CL7	C1-C2-C3-C4
14	cA	3122	CL7	C1A-C2A-CAA-CBA
14	cA	3122	CL7	CHA-CBD-CGD-O1D
14	cA	3122	CL7	CAD-CBD-CGD-O1D
14	cA	3125	CL7	C1A-C2A-CAA-CBA
14	cA	3125	CL7	C3A-C2A-CAA-CBA
14	cA	3125	CL7	CBD-CGD-O2D-CED
14	cA	3126	CL7	C1-C2-C3-C4
14	cA	3126	CL7	C1A-C2A-CAA-CBA
14	cA	3127	CL7	C1-C2-C3-C5
14	cA	3128	CL7	C1-C2-C3-C5
14	cA	3128	CL7	C1-C2-C3-C4
14	cA	3128	CL7	CHA-CBD-CGD-O2D
14	cA	3128	CL7	CHA-CBD-CGD-O1D
14	cA	3129	CL7	CHA-CBD-CGD-O2D
14	cA	3130	CL7	CHA-CBD-CGD-O2D
14	cA	3131	CL7	CBD-CGD-O2D-CED
14	cA	3132	CL7	C1-C2-C3-C5
14	cA	3132	CL7	C1-C2-C3-C4
14	cA	3132	CL7	C1A-C2A-CAA-CBA
14	cA	3132	CL7	C3A-C2A-CAA-CBA
14	cA	3139	CL7	C1-C2-C3-C4
14	cA	3139	CL7	CHA-CBD-CGD-O1D
14	cA	3139	CL7	CAD-CBD-CGD-O2D
14	cA	3139	CL7	CBD-CGD-O2D-CED
14	cA	3139	CL7	O1D-CGD-O2D-CED
14	cA	3140	CL7	O2A-C1-C2-C3

Continued on next page...

Continued from previous page...

Mol	Chain	Res	Type	Atoms
14	cA	3140	CL7	C1-C2-C3-C5
14	cA	3140	CL7	C1-C2-C3-C4
14	cA	3140	CL7	C4-C3-C5-C6
14	cA	3140	CL7	CHA-CBD-CGD-O2D
14	cA	3142	CL7	C1-C2-C3-C4
14	cA	3142	CL7	C2-C3-C5-C6
14	cA	3144	CL7	CHA-CBD-CGD-O2D
14	cB	803	CL7	C1-C2-C3-C5
14	cB	804	CL7	C1-C2-C3-C5
14	cB	804	CL7	C1-C2-C3-C4
14	cB	806	CL7	C1-C2-C3-C4
14	cB	806	CL7	C2-C3-C5-C6
14	cB	807	CL7	C1-C2-C3-C4
14	cB	807	CL7	CHA-CBD-CGD-O2D
14	cB	808	CL7	C1-C2-C3-C4
14	cB	808	CL7	C6-C7-C8-C9
14	cB	808	CL7	CBD-CGD-O2D-CED
14	cB	809	CL7	C1-C2-C3-C5
14	cB	809	CL7	C1-C2-C3-C4
14	cB	810	CL7	C1-C2-C3-C4
14	cB	811	CL7	CHA-CBD-CGD-O1D
14	cB	811	CL7	CAD-CBD-CGD-O2D
14	cB	811	CL7	CAD-CBD-CGD-O1D
14	cB	814	CL7	CAD-CBD-CGD-O1D
14	cB	817	CL7	CHA-CBD-CGD-O1D
14	cB	819	CL7	C1A-C2A-CAA-CBA
14	cB	819	CL7	C3A-C2A-CAA-CBA
14	cB	820	CL7	CHA-CBD-CGD-O2D
14	cB	820	CL7	CHA-CBD-CGD-O1D
14	cB	820	CL7	CAD-CBD-CGD-O2D
14	cB	820	CL7	CAD-CBD-CGD-O1D
14	cB	822	CL7	CAD-CBD-CGD-O2D
14	cB	824	CL7	C1-C2-C3-C4
14	cB	824	CL7	C1A-C2A-CAA-CBA
14	cB	824	CL7	CHA-CBD-CGD-O1D
14	cB	826	CL7	O2A-C1-C2-C3
14	cB	826	CL7	C1-C2-C3-C5
14	cB	826	CL7	C1-C2-C3-C4
14	cB	826	CL7	C4-C3-C5-C6
14	cB	827	CL7	O2A-C1-C2-C3
14	cB	827	CL7	C1-C2-C3-C4
14	cB	827	CL7	C11-C10-C8-C9

Continued on next page...

Continued from previous page...

Mol	Chain	Res	Type	Atoms
14	cB	827	CL7	C1A-C2A-CAA-CBA
14	cB	831	CL7	C1-C2-C3-C4
14	cB	831	CL7	CHA-CBD-CGD-O2D
14	cB	832	CL7	C1-C2-C3-C4
14	cB	833	CL7	C1-C2-C3-C5
14	cB	833	CL7	C1-C2-C3-C4
14	cB	833	CL7	C1A-C2A-CAA-CBA
14	cL	203	CL7	O1A-CGA-O2A-C1
14	cL	204	CL7	C1A-C2A-CAA-CBA
14	cL	204	CL7	C3A-C2A-CAA-CBA
14	cL	204	CL7	CHA-CBD-CGD-O2D
16	aA	3138	LHG	C4-O6-P-O4
16	aA	3138	LHG	C4-O6-P-O5
16	aA	3139	LHG	O1-C1-C2-O2
16	aA	3139	LHG	O1-C1-C2-C3
16	aA	3139	LHG	C1-C2-C3-O3
16	aA	3139	LHG	O2-C2-C3-O3
16	aA	3139	LHG	C3-O3-P-O5
16	aA	3139	LHG	O6-C4-C5-C6
16	aA	3139	LHG	O6-C4-C5-O7
16	bA	3137	LHG	O1-C1-C2-C3
16	bA	3137	LHG	C3-O3-P-O4
16	bA	3137	LHG	C4-O6-P-O4
16	bA	3137	LHG	C4-O6-P-O5
16	bA	3138	LHG	O1-C1-C2-C3
16	bA	3138	LHG	C1-C2-C3-O3
16	bA	3138	LHG	O2-C2-C3-O3
16	bA	3138	LHG	C3-O3-P-O5
16	bA	3138	LHG	O6-C4-C5-C6
16	bA	3138	LHG	O6-C4-C5-O7
16	cA	3137	LHG	O1-C1-C2-O2
16	cA	3137	LHG	O1-C1-C2-C3
16	cA	3137	LHG	C3-O3-P-O4
16	cA	3137	LHG	C4-O6-P-O4
16	cA	3137	LHG	C4-O6-P-O5
16	cA	3138	LHG	O1-C1-C2-C3
16	cA	3138	LHG	C1-C2-C3-O3
16	cA	3138	LHG	O2-C2-C3-O3
16	cA	3138	LHG	C3-O3-P-O5
16	cA	3138	LHG	O6-C4-C5-C6
16	cA	3138	LHG	O6-C4-C5-O7
17	aA	3144	PQN	C24-C23-C25-C26

Continued on next page...

Continued from previous page...

Mol	Chain	Res	Type	Atoms
19	aB	3029	LMG	C2-C1-O1-C7
19	aB	3029	LMG	O6-C1-O1-C7
14	aA	3105	CL7	O1D-CGD-O2D-CED
14	aA	3134	CL7	O1D-CGD-O2D-CED
14	aA	3142	CL7	O1D-CGD-O2D-CED
14	aB	3031	CL7	O1D-CGD-O2D-CED
14	aL	202	CL7	O1D-CGD-O2D-CED
14	bA	3104	CL7	O1D-CGD-O2D-CED
14	bA	3139	CL7	O1D-CGD-O2D-CED
14	cA	3104	CL7	O1D-CGD-O2D-CED
14	cA	3110	CL7	O1D-CGD-O2D-CED
14	cA	3126	CL7	O1D-CGD-O2D-CED
14	cA	3141	CL7	O1D-CGD-O2D-CED
14	cL	203	CL7	O1D-CGD-O2D-CED
14	aA	3116	CL7	C2C-C3C-CAC-CBC
14	aA	3116	CL7	C4C-C3C-CAC-CBC
14	bA	3115	CL7	C2C-C3C-CAC-CBC
14	bA	3115	CL7	C4C-C3C-CAC-CBC
14	cA	3115	CL7	C2C-C3C-CAC-CBC
14	cA	3115	CL7	C4C-C3C-CAC-CBC
14	aA	3111	CL7	O1D-CGD-O2D-CED
14	aA	3125	CL7	O1D-CGD-O2D-CED
14	aA	3129	CL7	O1D-CGD-O2D-CED
14	aA	3132	CL7	O1D-CGD-O2D-CED
14	aA	3146	CL7	O1D-CGD-O2D-CED
14	aB	3016	CL7	O1D-CGD-O2D-CED
14	aB	3017	CL7	O1D-CGD-O2D-CED
14	aB	3026	CL7	O1D-CGD-O2D-CED
14	bA	3124	CL7	O1D-CGD-O2D-CED
14	bA	3131	CL7	O1D-CGD-O2D-CED
14	bA	3140	CL7	O1D-CGD-O2D-CED
14	bA	3141	CL7	O1D-CGD-O2D-CED
14	bB	817	CL7	O1D-CGD-O2D-CED
14	bB	827	CL7	O1D-CGD-O2D-CED
14	bL	203	CL7	O1D-CGD-O2D-CED
14	cA	3124	CL7	O1D-CGD-O2D-CED
14	cA	3131	CL7	O1D-CGD-O2D-CED
14	cB	817	CL7	O1D-CGD-O2D-CED
14	cB	827	CL7	O1D-CGD-O2D-CED
14	cB	832	CL7	O1D-CGD-O2D-CED
14	aA	3107	CL7	CBD-CGD-O2D-CED
14	aA	3117	CL7	CBD-CGD-O2D-CED

Continued on next page...

Continued from previous page...

Mol	Chain	Res	Type	Atoms
14	aA	3126	CL7	CBD-CGD-O2D-CED
14	aA	3127	CL7	CBD-CGD-O2D-CED
14	aA	3129	CL7	CBD-CGD-O2D-CED
14	aA	3130	CL7	CBD-CGD-O2D-CED
14	aA	3131	CL7	CBD-CGD-O2D-CED
14	aA	3141	CL7	CBD-CGD-O2D-CED
14	aA	3146	CL7	CBD-CGD-O2D-CED
14	aB	3007	CL7	CBD-CGD-O2D-CED
14	aB	3013	CL7	CBD-CGD-O2D-CED
14	aB	3016	CL7	CBD-CGD-O2D-CED
14	aB	3017	CL7	CBD-CGD-O2D-CED
14	aB	3031	CL7	CBD-CGD-O2D-CED
14	aL	202	CL7	CBD-CGD-O2D-CED
14	bA	3116	CL7	CBD-CGD-O2D-CED
14	bA	3126	CL7	CBD-CGD-O2D-CED
14	bA	3130	CL7	CBD-CGD-O2D-CED
14	bA	3140	CL7	CBD-CGD-O2D-CED
14	bA	3141	CL7	CBD-CGD-O2D-CED
14	bB	808	CL7	CBD-CGD-O2D-CED
14	bB	814	CL7	CBD-CGD-O2D-CED
14	bB	817	CL7	CBD-CGD-O2D-CED
14	bB	818	CL7	CBD-CGD-O2D-CED
14	cA	3112	CL7	CBD-CGD-O2D-CED
14	cA	3126	CL7	CBD-CGD-O2D-CED
14	cA	3129	CL7	CBD-CGD-O2D-CED
14	cA	3130	CL7	CBD-CGD-O2D-CED
14	cA	3140	CL7	CBD-CGD-O2D-CED
14	cA	3141	CL7	CBD-CGD-O2D-CED
14	cB	810	CL7	CBD-CGD-O2D-CED
14	cB	816	CL7	CBD-CGD-O2D-CED
14	cB	817	CL7	CBD-CGD-O2D-CED
14	cB	822	CL7	CBD-CGD-O2D-CED
14	cB	832	CL7	CBD-CGD-O2D-CED
14	cL	203	CL7	CBD-CGD-O2D-CED
14	aA	3141	CL7	O1D-CGD-O2D-CED
14	bB	818	CL7	O1D-CGD-O2D-CED
14	cA	3140	CL7	O1D-CGD-O2D-CED
14	cB	810	CL7	O1D-CGD-O2D-CED
14	aA	3127	CL7	O1D-CGD-O2D-CED
14	bA	3128	CL7	O1D-CGD-O2D-CED
14	aA	3133	CL7	CBA-CGA-O2A-C1
14	bB	810	CL7	CBA-CGA-O2A-C1

Continued on next page...

Continued from previous page...

Mol	Chain	Res	Type	Atoms
14	aA	3113	CL7	CBD-CGD-O2D-CED
14	aA	3122	CL7	CBD-CGD-O2D-CED
14	aB	3008	CL7	CBD-CGD-O2D-CED
14	aB	3010	CL7	CBD-CGD-O2D-CED
14	aB	3026	CL7	CBD-CGD-O2D-CED
14	bA	3103	CL7	CBD-CGD-O2D-CED
14	bA	3106	CL7	CBD-CGD-O2D-CED
14	bA	3112	CL7	CBD-CGD-O2D-CED
14	bA	3127	CL7	CBD-CGD-O2D-CED
14	bA	3128	CL7	CBD-CGD-O2D-CED
14	bB	809	CL7	CBD-CGD-O2D-CED
14	bB	811	CL7	CBD-CGD-O2D-CED
14	bB	827	CL7	CBD-CGD-O2D-CED
14	cA	3102	CL7	CBD-CGD-O2D-CED
14	cA	3106	CL7	CBD-CGD-O2D-CED
14	cA	3127	CL7	CBD-CGD-O2D-CED
14	cB	809	CL7	CBD-CGD-O2D-CED
14	cB	814	CL7	CBD-CGD-O2D-CED
14	bL	204	CL7	O1A-CGA-O2A-C1
14	cL	204	CL7	O1A-CGA-O2A-C1
14	bA	3126	CL7	O1D-CGD-O2D-CED
14	bA	3124	CL7	CBD-CGD-O2D-CED
14	cB	827	CL7	CBD-CGD-O2D-CED
14	cA	3107	CL7	O1A-CGA-O2A-C1
14	aA	3140	CL7	C3-C5-C6-C7
14	aB	3025	CL7	C3-C5-C6-C7
14	bA	3140	CL7	C3-C5-C6-C7
14	cA	3114	CL7	C3-C5-C6-C7
14	cA	3142	CL7	C3-C5-C6-C7
14	aB	3009	CL7	CBA-CGA-O2A-C1
14	aB	3031	CL7	CBA-CGA-O2A-C1
14	aL	202	CL7	CBA-CGA-O2A-C1
14	bA	3132	CL7	CBA-CGA-O2A-C1
14	bB	832	CL7	CBA-CGA-O2A-C1
14	cA	3132	CL7	CBA-CGA-O2A-C1
14	cB	810	CL7	CBA-CGA-O2A-C1
14	cB	832	CL7	CBA-CGA-O2A-C1
14	bB	826	CL7	C5-C6-C7-C8
14	aA	3125	CL7	CBD-CGD-O2D-CED
14	bA	3119	CL7	O1A-CGA-O2A-C1
14	cA	3119	CL7	O1A-CGA-O2A-C1
14	cB	807	CL7	C2C-C3C-CAC-CBC

Continued on next page...

Continued from previous page...

Mol	Chain	Res	Type	Atoms
14	aA	3133	CL7	C4-C3-C5-C6
14	aB	3023	CL7	C2-C3-C5-C6
14	bA	3132	CL7	C2-C3-C5-C6
14	aA	3128	CL7	CBD-CGD-O2D-CED
14	aB	3015	CL7	CBD-CGD-O2D-CED
14	bA	3108	CL7	CBD-CGD-O2D-CED
14	bA	3121	CL7	CBD-CGD-O2D-CED
14	bB	807	CL7	CBD-CGD-O2D-CED
14	cB	803	CL7	CBD-CGD-O2D-CED
14	cB	818	CL7	CBD-CGD-O2D-CED
14	aA	3108	CL7	C2A-CAA-CBA-CGA
14	aB	3002	CL7	C2A-CAA-CBA-CGA
14	aB	3025	CL7	C2A-CAA-CBA-CGA
14	bA	3107	CL7	C2A-CAA-CBA-CGA
14	bB	803	CL7	C2A-CAA-CBA-CGA
14	bB	816	CL7	C2A-CAA-CBA-CGA
14	bB	826	CL7	C2A-CAA-CBA-CGA
14	cA	3107	CL7	C2A-CAA-CBA-CGA
14	cB	816	CL7	C2A-CAA-CBA-CGA
14	aB	3006	CL7	C2C-C3C-CAC-CBC
14	bB	807	CL7	C2C-C3C-CAC-CBC
14	aA	3120	CL7	O1A-CGA-O2A-C1
14	aB	3026	CL7	C3-C5-C6-C7
14	cB	803	CL7	C3-C5-C6-C7
14	aB	3023	CL7	CBA-CGA-O2A-C1
14	bB	824	CL7	CBA-CGA-O2A-C1
14	bL	203	CL7	CBA-CGA-O2A-C1
14	cB	824	CL7	CBA-CGA-O2A-C1
14	cL	203	CL7	CBA-CGA-O2A-C1
14	aA	3141	CL7	C1-C2-C3-C5
14	aB	3009	CL7	C1-C2-C3-C5
14	aB	3030	CL7	C1-C2-C3-C5
14	bA	3139	CL7	C1-C2-C3-C5
14	bB	810	CL7	C1-C2-C3-C5
14	bB	831	CL7	C1-C2-C3-C5
14	cA	3139	CL7	C1-C2-C3-C5
14	cB	810	CL7	C1-C2-C3-C5
14	cB	827	CL7	C1-C2-C3-C5
14	cB	831	CL7	C1-C2-C3-C5
14	aA	3104	CL7	CBD-CGD-O2D-CED
14	bB	816	CL7	CBD-CGD-O2D-CED
14	cB	815	CL7	CBD-CGD-O2D-CED

Continued on next page...

Continued from previous page...

Mol	Chain	Res	Type	Atoms
14	bA	3110	CL7	O1D-CGD-O2D-CED
14	aA	3108	CL7	O1A-CGA-O2A-C1
14	aA	3133	CL7	O1A-CGA-O2A-C1
14	aB	3009	CL7	O1A-CGA-O2A-C1
14	aB	3031	CL7	O1A-CGA-O2A-C1
14	aL	203	CL7	O1A-CGA-O2A-C1
14	bA	3107	CL7	O1A-CGA-O2A-C1
14	bA	3132	CL7	O1A-CGA-O2A-C1
14	bB	810	CL7	O1A-CGA-O2A-C1
14	bB	832	CL7	O1A-CGA-O2A-C1
14	cA	3132	CL7	O1A-CGA-O2A-C1
14	cA	3141	CL7	O1A-CGA-O2A-C1
14	cB	832	CL7	O1A-CGA-O2A-C1
14	bA	3109	CL7	CBD-CGD-O2D-CED
14	bB	815	CL7	CBD-CGD-O2D-CED
14	cA	3103	CL7	CBD-CGD-O2D-CED
14	cA	3108	CL7	CBD-CGD-O2D-CED
14	cA	3124	CL7	CBD-CGD-O2D-CED
14	cA	3128	CL7	CBD-CGD-O2D-CED
16	aA	3138	LHG	O2-C2-C3-O3
14	aA	3143	CL7	C3-C5-C6-C7
14	bB	827	CL7	C3-C5-C6-C7
14	bA	3123	CL7	CBA-CGA-O2A-C1
14	aA	3142	CL7	O1A-CGA-O2A-C1
14	cB	810	CL7	O1A-CGA-O2A-C1
14	aB	3014	CL7	CBD-CGD-O2D-CED
14	bB	832	CL7	CBD-CGD-O2D-CED
14	cB	826	CL7	C5-C6-C7-C8
14	bA	3139	CL7	O1A-CGA-O2A-C1
14	bA	3141	CL7	O1A-CGA-O2A-C1
14	bL	203	CL7	C3-C5-C6-C7
14	cA	3123	CL7	CBA-CGA-O2A-C1
14	aA	3143	CL7	C4-C3-C5-C6
14	aB	3025	CL7	C4-C3-C5-C6
14	bA	3116	CL7	C4-C3-C5-C6
14	bB	833	CL7	C4-C3-C5-C6
14	cA	3116	CL7	C4-C3-C5-C6
14	cA	3142	CL7	C4-C3-C5-C6
17	aA	3144	PQN	C14-C13-C15-C16
17	bA	3143	PQN	C14-C13-C15-C16
17	cA	3143	PQN	C14-C13-C15-C16
14	aA	3117	CL7	C2-C3-C5-C6

Continued on next page...

Continued from previous page...

Mol	Chain	Res	Type	Atoms
14	cA	3116	CL7	C2-C3-C5-C6
17	aA	3144	PQN	C12-C13-C15-C16
17	bA	3143	PQN	C12-C13-C15-C16
17	cA	3143	PQN	C12-C13-C15-C16
14	cB	826	CL7	C2A-CAA-CBA-CGA
14	cA	3139	CL7	O1A-CGA-O2A-C1
19	bB	830	LMG	O6-C1-O1-C7
14	cL	204	CL7	CBA-CGA-O2A-C1
14	aB	3002	CL7	CBD-CGD-O2D-CED
14	bA	3140	CL7	C10-C11-C12-C13
14	bA	3127	CL7	O1A-CGA-O2A-C1
14	cA	3128	CL7	O1A-CGA-O2A-C1
14	cA	3140	CL7	O1A-CGA-O2A-C1
14	aA	3141	CL7	C3-C5-C6-C7
14	bB	803	CL7	C3-C5-C6-C7
14	cB	827	CL7	C3-C5-C6-C7
14	bA	3123	CL7	O1D-CGD-O2D-CED
12	bA	3101	G9R	CBA-CGA-O2A-C1
12	cA	3101	G9R	CBA-CGA-O2A-C1
14	bA	3107	CL7	CBA-CGA-O2A-C1
14	cA	3107	CL7	CBA-CGA-O2A-C1
14	cA	3105	CL7	CBD-CGD-O2D-CED
14	cA	3132	CL7	C5-C6-C7-C8
14	aA	3142	CL7	C15-C16-C17-C18
14	bA	3124	CL7	C15-C16-C17-C18
14	cA	3128	CL7	C13-C15-C16-C17
12	bA	3101	G9R	O1A-CGA-O2A-C1
14	cA	3132	CL7	C2-C3-C5-C6
14	cB	803	CL7	C2-C3-C5-C6
13	aB	3004	PHO	C11-C10-C8-C9
13	aB	3004	PHO	C14-C13-C15-C16
13	bB	805	PHO	C11-C10-C8-C9
14	aA	3108	CL7	C11-C12-C13-C14
14	aA	3129	CL7	C11-C12-C13-C14
14	aA	3133	CL7	C11-C12-C13-C14
14	aA	3143	CL7	C11-C10-C8-C9
14	aA	3143	CL7	C14-C13-C15-C16
14	aB	3007	CL7	C6-C7-C8-C9
14	aB	3009	CL7	C6-C7-C8-C9
14	aB	3025	CL7	C11-C12-C13-C14
14	aL	203	CL7	C6-C7-C8-C9
14	bA	3107	CL7	C11-C12-C13-C14

Continued on next page...

Continued from previous page...

Mol	Chain	Res	Type	Atoms
14	bA	3114	CL7	C6-C7-C8-C9
14	bA	3124	CL7	C11-C10-C8-C9
14	bA	3132	CL7	C11-C12-C13-C14
14	bA	3142	CL7	C14-C13-C15-C16
14	bB	808	CL7	C6-C7-C8-C9
14	bB	810	CL7	C6-C7-C8-C9
14	bB	810	CL7	C14-C13-C15-C16
14	bB	820	CL7	C14-C13-C15-C16
14	bB	832	CL7	C11-C12-C13-C14
14	cA	3107	CL7	C11-C12-C13-C14
14	cA	3114	CL7	C6-C7-C8-C9
14	cA	3132	CL7	C11-C12-C13-C14
14	cA	3141	CL7	C11-C12-C13-C14
14	cA	3142	CL7	C11-C10-C8-C9
14	cB	808	CL7	C11-C12-C13-C14
14	cB	808	CL7	C14-C13-C15-C16
14	cB	810	CL7	C6-C7-C8-C9
14	cB	810	CL7	C14-C13-C15-C16
14	cB	820	CL7	C14-C13-C15-C16
14	cB	826	CL7	C11-C12-C13-C14
14	cB	832	CL7	C11-C12-C13-C14
14	cL	204	CL7	C11-C10-C8-C9
17	aA	3144	PQN	C19-C18-C20-C21
17	aA	3144	PQN	C21-C22-C23-C24
17	bA	3143	PQN	C19-C18-C20-C21
17	bA	3143	PQN	C21-C22-C23-C24
17	bA	3143	PQN	C24-C23-C25-C26
17	cA	3143	PQN	C19-C18-C20-C21
14	bA	3133	CL7	O1D-CGD-O2D-CED
14	cA	3144	CL7	O1D-CGD-O2D-CED
14	aA	3103	CL7	C2A-CAA-CBA-CGA
14	aA	3128	CL7	O1A-CGA-O2A-C1
14	aA	3129	CL7	O1A-CGA-O2A-C1
14	aA	3141	CL7	O1A-CGA-O2A-C1
14	cA	3127	CL7	O1A-CGA-O2A-C1
14	cB	820	CL7	O1A-CGA-O2A-C1
14	bA	3132	CL7	C5-C6-C7-C8
14	bA	3145	CL7	O1D-CGD-O2D-CED
14	bA	3114	CL7	C3-C5-C6-C7
14	bA	3114	CL7	C8-C10-C11-C12
14	bA	3128	CL7	C13-C15-C16-C17
14	bA	3128	CL7	C15-C16-C17-C18

Continued on next page...

Continued from previous page...

Mol	Chain	Res	Type	Atoms
14	bB	827	CL7	C8-C10-C11-C12
14	cA	3114	CL7	C8-C10-C11-C12
14	cL	203	CL7	C5-C6-C7-C8
14	bA	3109	CL7	O1D-CGD-O2D-CED
14	aB	3032	CL7	CBD-CGD-O2D-CED
14	aA	3125	CL7	C15-C16-C17-C18
14	bA	3139	CL7	C13-C15-C16-C17
14	bL	203	CL7	C5-C6-C7-C8
14	bL	204	CL7	C8-C10-C11-C12
14	bL	204	CL7	C10-C11-C12-C13
14	cB	820	CL7	C5-C6-C7-C8
17	aB	3027	PQN	C18-C20-C21-C22
19	cB	830	LMG	C28-C29-C30-C31
14	cB	807	CL7	C4C-C3C-CAC-CBC
14	bB	820	CL7	C5-C6-C7-C8
14	cA	3141	CL7	C5-C6-C7-C8
14	cA	3141	CL7	C15-C16-C17-C18
14	cL	203	CL7	C3-C5-C6-C7
14	aA	3108	CL7	CBA-CGA-O2A-C1
14	bL	204	CL7	CBA-CGA-O2A-C1
14	aA	3140	CL7	C5-C6-C7-C8
14	bA	3133	CL7	CBD-CGD-O2D-CED
14	cB	823	CL7	CBD-CGD-O2D-CED
14	aA	3133	CL7	C5-C6-C7-C8
14	aA	3117	CL7	O1D-CGD-O2D-CED
14	bA	3116	CL7	O1D-CGD-O2D-CED
14	aA	3115	CL7	C12-C13-C15-C16
14	aA	3143	CL7	C11-C10-C8-C7
14	aB	3007	CL7	C6-C7-C8-C10
14	aL	202	CL7	C6-C7-C8-C10
14	bA	3107	CL7	C12-C13-C15-C16
14	bA	3114	CL7	C12-C13-C15-C16
14	bL	203	CL7	C11-C12-C13-C15
14	cA	3107	CL7	C12-C13-C15-C16
14	cA	3114	CL7	C12-C13-C15-C16
14	cA	3128	CL7	C12-C13-C15-C16
14	cA	3141	CL7	C12-C13-C15-C16
14	cB	820	CL7	C12-C13-C15-C16
17	aB	3027	PQN	C17-C18-C20-C21
17	bB	828	PQN	C17-C18-C20-C21
17	cB	828	PQN	C17-C18-C20-C21
12	aA	3101	G9R	C3-C5-C6-C7

Continued on next page...

Continued from previous page...

Mol	Chain	Res	Type	Atoms
14	aL	202	CL7	C3-C5-C6-C7
14	bB	833	CL7	O1A-CGA-O2A-C1
14	aA	3121	CL7	O1D-CGD-O2D-CED
14	cA	3133	CL7	O1D-CGD-O2D-CED
14	aB	3026	CL7	C8-C10-C11-C12
14	bB	807	CL7	C4C-C3C-CAC-CBC
14	bB	820	CL7	O1A-CGA-O2A-C1
14	cB	824	CL7	O1A-CGA-O2A-C1
14	aB	3022	CL7	CBD-CGD-O2D-CED
14	aA	3129	CL7	C5-C6-C7-C8
14	aA	3129	CL7	C15-C16-C17-C18
14	aA	3133	CL7	C10-C11-C12-C13
14	cA	3132	CL7	C10-C11-C12-C13
14	aL	203	CL7	O1D-CGD-O2D-CED
14	aB	3006	CL7	C4C-C3C-CAC-CBC
14	aL	202	CL7	C5-C6-C7-C8
14	bB	803	CL7	C15-C16-C17-C18
14	bB	807	CL7	C5-C6-C7-C8
14	bB	832	CL7	C10-C11-C12-C13
14	bB	824	CL7	O1A-CGA-O2A-C1
14	aB	3031	CL7	C8-C10-C11-C12
14	bA	3114	CL7	C15-C16-C17-C18
14	bA	3132	CL7	C10-C11-C12-C13
14	cA	3106	CL7	C5-C6-C7-C8
14	cA	3114	CL7	C15-C16-C17-C18
14	cB	803	CL7	C5-C6-C7-C8
14	cB	807	CL7	C5-C6-C7-C8
14	cB	827	CL7	C13-C15-C16-C17
14	cB	827	CL7	C15-C16-C17-C18
14	bA	3108	CL7	O1D-CGD-O2D-CED
14	bB	823	CL7	CBD-CGD-O2D-CED
14	aB	3019	CL7	O1A-CGA-O2A-C1
16	bA	3137	LHG	C9-C10-C11-C12
14	aB	3026	CL7	C13-C15-C16-C17
14	aB	3026	CL7	C15-C16-C17-C18
14	cA	3128	CL7	C5-C6-C7-C8
14	cB	806	CL7	C10-C11-C12-C13
14	cB	832	CL7	C10-C11-C12-C13
17	bA	3143	PQN	C18-C20-C21-C22
17	cA	3143	PQN	C23-C25-C26-C27
16	aA	3138	LHG	C4-O6-P-O3
16	bA	3137	LHG	C3-O3-P-O6

Continued on next page...

Continued from previous page...

Mol	Chain	Res	Type	Atoms
16	bA	3137	LHG	C4-O6-P-O3
16	cA	3137	LHG	C3-O3-P-O6
16	cA	3137	LHG	C4-O6-P-O3
16	cA	3138	LHG	C4-O6-P-O3
14	bB	827	CL7	C13-C15-C16-C17
17	aA	3144	PQN	C23-C25-C26-C27
14	aA	3107	CL7	O1A-CGA-O2A-C1
16	aA	3138	LHG	C9-C10-C11-C12
14	aB	3015	CL7	C2A-CAA-CBA-CGA
14	aB	3018	CL7	C2A-CAA-CBA-CGA
14	aB	3023	CL7	C2A-CAA-CBA-CGA
14	bA	3102	CL7	C2A-CAA-CBA-CGA
14	bB	819	CL7	C2A-CAA-CBA-CGA
14	cB	803	CL7	C2A-CAA-CBA-CGA
14	cB	819	CL7	C2A-CAA-CBA-CGA
14	aA	3115	CL7	C3-C5-C6-C7
14	cB	826	CL7	C3-C5-C6-C7
12	aA	3101	G9R	CBA-CGA-O2A-C1
14	aB	3026	CL7	CBA-CGA-O2A-C1
14	aL	203	CL7	CBA-CGA-O2A-C1
14	bB	827	CL7	CBA-CGA-O2A-C1
14	aA	3142	CL7	C10-C11-C12-C13
14	bB	827	CL7	C10-C11-C12-C13
14	aB	3002	CL7	C3-C5-C6-C7
14	aL	203	CL7	C3-C5-C6-C7
14	cA	3132	CL7	C16-C17-C18-C19
17	aA	3144	PQN	C26-C27-C28-C29
17	bB	828	PQN	C26-C27-C28-C30
17	cA	3143	PQN	C26-C27-C28-C30
14	aA	3142	CL7	C13-C15-C16-C17
17	cB	828	PQN	C18-C20-C21-C22
19	aB	3029	LMG	C38-C39-C40-C41
14	cA	3128	CL7	C15-C16-C17-C18
14	bA	3132	CL7	C3-C5-C6-C7
14	cB	818	CL7	O1D-CGD-O2D-CED
19	bB	830	LMG	C2-C1-O1-C7
14	bA	3123	CL7	C1-C2-C3-C5
14	aB	3006	CL7	C5-C6-C7-C8
14	bB	810	CL7	C15-C16-C17-C18
14	aB	3006	CL7	O1A-CGA-O2A-C1
14	bA	3122	CL7	O1A-CGA-O2A-C1
17	aA	3144	PQN	C26-C27-C28-C30

Continued on next page...

Continued from previous page...

Mol	Chain	Res	Type	Atoms
17	aB	3027	PQN	C26-C27-C28-C30
16	cA	3137	LHG	C27-C28-C29-C30
19	aB	3029	LMG	C14-C15-C16-C17
13	aA	3102	PHO	C6-C7-C8-C9
14	aB	3019	CL7	C11-C10-C8-C9
14	aL	202	CL7	C11-C12-C13-C14
14	bA	3128	CL7	C14-C13-C15-C16
14	bA	3141	CL7	C6-C7-C8-C9
14	bL	203	CL7	C6-C7-C8-C9
14	bL	203	CL7	C11-C12-C13-C14
14	cA	3128	CL7	C14-C13-C15-C16
14	cL	203	CL7	C6-C7-C8-C9
14	cL	203	CL7	C11-C12-C13-C14
17	bB	828	PQN	C19-C18-C20-C21
14	aA	3122	CL7	O1D-CGD-O2D-CED
19	aB	3029	LMG	C16-C17-C18-C19
14	bB	827	CL7	C15-C16-C17-C18
17	bA	3143	PQN	C23-C25-C26-C27
14	bB	824	CL7	C2A-CAA-CBA-CGA
14	bA	3106	CL7	O1A-CGA-O2A-C1
14	cA	3122	CL7	O1A-CGA-O2A-C1
14	cA	3126	CL7	O1A-CGA-O2A-C1
16	aA	3138	LHG	O1-C1-C2-C3
17	aA	3144	PQN	C13-C15-C16-C17
14	aA	3129	CL7	C8-C10-C11-C12
19	cB	830	LMG	C38-C39-C40-C41
14	cA	3141	CL7	CBA-CGA-O2A-C1
19	aB	3029	LMG	C28-C29-C30-C31
14	aA	3115	CL7	O1D-CGD-O2D-CED
14	bA	3132	CL7	C16-C17-C18-C19
17	aB	3027	PQN	C26-C27-C28-C29
17	bA	3143	PQN	C26-C27-C28-C29
17	bA	3143	PQN	C26-C27-C28-C30
17	bB	828	PQN	C26-C27-C28-C29
17	cB	828	PQN	C26-C27-C28-C29
17	cB	828	PQN	C26-C27-C28-C30
14	cA	3140	CL7	C15-C16-C17-C18
14	aB	3006	CL7	CBD-CGD-O2D-CED
14	cB	816	CL7	C2C-C3C-CAC-CBC
19	bB	830	LMG	C28-C29-C30-C31
14	aA	3142	CL7	C8-C10-C11-C12
14	aB	3009	CL7	C15-C16-C17-C18

Continued on next page...

Continued from previous page...

Mol	Chain	Res	Type	Atoms
14	aB	3019	CL7	C15-C16-C17-C18
14	aL	203	CL7	C8-C10-C11-C12
14	bB	806	CL7	C15-C16-C17-C18
14	aA	3140	CL7	O1A-CGA-O2A-C1
14	bB	807	CL7	O1A-CGA-O2A-C1
14	bA	3114	CL7	O1D-CGD-O2D-CED
14	cB	819	CL7	C2C-C3C-CAC-CBC
12	bA	3101	G9R	C3A-C2A-CAA-CBA
12	cA	3101	G9R	C3A-C2A-CAA-CBA
13	aB	3004	PHO	C3A-C2A-CAA-CBA
13	bB	805	PHO	C3A-C2A-CAA-CBA
13	cB	805	PHO	C3A-C2A-CAA-CBA
14	aA	3107	CL7	C3A-C2A-CAA-CBA
14	aA	3121	CL7	C3A-C2A-CAA-CBA
14	aA	3126	CL7	C3A-C2A-CAA-CBA
14	aA	3133	CL7	C3A-C2A-CAA-CBA
14	aB	3019	CL7	C3A-C2A-CAA-CBA
14	aB	3023	CL7	C3A-C2A-CAA-CBA
14	aB	3030	CL7	C3A-C2A-CAA-CBA
14	bA	3102	CL7	C3A-C2A-CAA-CBA
14	bA	3106	CL7	C3A-C2A-CAA-CBA
14	bA	3122	CL7	C3A-C2A-CAA-CBA
14	bA	3125	CL7	C3A-C2A-CAA-CBA
14	bB	824	CL7	C3A-C2A-CAA-CBA
14	bB	833	CL7	C3A-C2A-CAA-CBA
14	cA	3102	CL7	C3A-C2A-CAA-CBA
14	cA	3106	CL7	C3A-C2A-CAA-CBA
14	cA	3122	CL7	C3A-C2A-CAA-CBA
14	cB	824	CL7	C3A-C2A-CAA-CBA
14	cB	827	CL7	C3A-C2A-CAA-CBA
14	aB	3032	CL7	C5-C6-C7-C8
14	cB	827	CL7	C5-C6-C7-C8
14	cB	827	CL7	C8-C10-C11-C12
14	bB	832	CL7	O1D-CGD-O2D-CED
14	cA	3106	CL7	O1A-CGA-O2A-C1
14	cB	807	CL7	O1A-CGA-O2A-C1
14	aB	3025	CL7	C16-C17-C18-C19
14	bA	3132	CL7	C16-C17-C18-C20
14	cA	3132	CL7	C16-C17-C18-C20
17	cA	3143	PQN	C26-C27-C28-C29
14	bA	3121	CL7	O1D-CGD-O2D-CED
14	bB	824	CL7	O2A-C1-C2-C3

Continued on next page...

Continued from previous page...

Mol	Chain	Res	Type	Atoms
14	cB	824	CL7	O2A-C1-C2-C3
17	cA	3143	PQN	C13-C15-C16-C17
13	bB	805	PHO	C10-C11-C12-C13
14	aB	3032	CL7	C2-C3-C5-C6
14	cB	833	CL7	C2-C3-C5-C6
16	aA	3138	LHG	O1-C1-C2-O2
16	bA	3137	LHG	O1-C1-C2-O2
16	bA	3138	LHG	O1-C1-C2-O2
16	cA	3138	LHG	O1-C1-C2-O2
14	cB	833	CL7	C5-C6-C7-C8
16	aA	3138	LHG	C24-C25-C26-C27
19	bB	830	LMG	C14-C15-C16-C17
14	aA	3127	CL7	O1A-CGA-O2A-C1
14	aB	3032	CL7	O1A-CGA-O2A-C1
14	bA	3126	CL7	O1A-CGA-O2A-C1
14	bB	820	CL7	C16-C17-C18-C19
17	aB	3027	PQN	C13-C15-C16-C17
17	bA	3143	PQN	C13-C15-C16-C17
13	cB	805	PHO	C10-C11-C12-C13
19	cB	830	LMG	O6-C5-C6-O5
14	cA	3141	CL7	C8-C10-C11-C12
14	cB	810	CL7	C15-C16-C17-C18
19	bB	830	LMG	C18-C19-C20-C21
14	aA	3108	CL7	C3-C5-C6-C7
14	aB	3031	CL7	C15-C16-C17-C18
14	bB	806	CL7	C10-C11-C12-C13
14	cB	803	CL7	C15-C16-C17-C18
16	cA	3137	LHG	C8-C7-O7-C5
14	bB	803	CL7	CBD-CGD-O2D-CED
14	cB	824	CL7	C11-C10-C8-C9
14	bA	3140	CL7	C5-C6-C7-C8
14	cA	3140	CL7	C8-C10-C11-C12
14	bB	822	CL7	O1D-CGD-O2D-CED
12	bA	3101	G9R	C12-C13-C15-C16
13	aB	3004	PHO	C6-C7-C8-C10
13	aB	3004	PHO	C12-C13-C15-C16
13	bB	801	PHO	C2-C3-C5-C6
13	bB	805	PHO	C11-C10-C8-C7
13	cB	805	PHO	C11-C10-C8-C7
14	aA	3140	CL7	C6-C7-C8-C10
14	aA	3142	CL7	C12-C13-C15-C16
14	aB	3002	CL7	C11-C10-C8-C7

Continued on next page...

Continued from previous page...

Mol	Chain	Res	Type	Atoms
14	aB	3019	CL7	C11-C10-C8-C7
14	aB	3026	CL7	C6-C7-C8-C10
14	aB	3026	CL7	C11-C12-C13-C15
14	aL	202	CL7	C11-C12-C13-C15
14	bA	3114	CL7	C11-C12-C13-C15
14	bA	3139	CL7	C6-C7-C8-C10
14	bB	804	CL7	C6-C7-C8-C10
14	bB	808	CL7	C6-C7-C8-C10
14	bB	827	CL7	C11-C12-C13-C15
14	bL	203	CL7	C6-C7-C8-C10
14	cA	3106	CL7	C12-C13-C15-C16
14	cA	3140	CL7	C11-C12-C13-C15
14	cA	3142	CL7	C11-C10-C8-C7
14	cB	808	CL7	C6-C7-C8-C10
14	cB	827	CL7	C11-C10-C8-C7
14	cL	203	CL7	C6-C7-C8-C10
14	cL	203	CL7	C11-C12-C13-C15
14	cL	203	CL7	C12-C13-C15-C16
17	aA	3144	PQN	C17-C18-C20-C21
17	aA	3144	PQN	C21-C22-C23-C25
17	bA	3143	PQN	C21-C22-C23-C25
14	aB	3018	CL7	C2C-C3C-CAC-CBC
14	cA	3106	CL7	C16-C17-C18-C20
14	aB	3021	CL7	O1D-CGD-O2D-CED
14	aA	3142	CL7	CBA-CGA-O2A-C1
14	bB	833	CL7	C2A-CAA-CBA-CGA
14	cA	3102	CL7	C2A-CAA-CBA-CGA
14	cL	204	CL7	C15-C16-C17-C18
14	aA	3127	CL7	C5-C6-C7-C8
14	cB	819	CL7	C11-C10-C8-C7
14	cA	3119	CL7	CBA-CGA-O2A-C1
13	aB	3004	PHO	C3-C5-C6-C7
14	cA	3132	CL7	C3-C5-C6-C7
14	aA	3107	CL7	C16-C17-C18-C20
19	cB	830	LMG	O6-C1-O1-C7
13	aB	3004	PHO	C10-C11-C12-C13
14	cB	820	CL7	C15-C16-C17-C18
17	aA	3144	PQN	C18-C20-C21-C22
14	cB	816	CL7	O1D-CGD-O2D-CED
16	aA	3138	LHG	C28-C29-C30-C31
19	cB	830	LMG	C12-C13-C14-C15
16	aA	3138	LHG	C8-C7-O7-C5

Continued on next page...

Continued from previous page...

Mol	Chain	Res	Type	Atoms
14	bB	803	CL7	C8-C10-C11-C12
14	bB	804	CL7	C5-C6-C7-C8
16	cA	3137	LHG	O9-C7-O7-C5
19	cB	830	LMG	C2-C1-O1-C7
17	cA	3143	PQN	C18-C20-C21-C22
14	aB	3019	CL7	C16-C17-C18-C19
14	bA	3106	CL7	C13-C15-C16-C17
14	bA	3139	CL7	C15-C16-C17-C18
13	bB	801	PHO	C4-C3-C5-C6
14	aA	3143	CL7	C2-C3-C5-C6
19	aB	3029	LMG	C31-C32-C33-C34
13	aB	3004	PHO	C6-C7-C8-C9
13	bB	805	PHO	C11-C12-C13-C14
13	bB	805	PHO	C14-C13-C15-C16
13	cB	805	PHO	C11-C12-C13-C14
14	aA	3107	CL7	C14-C13-C15-C16
14	aA	3115	CL7	C14-C13-C15-C16
14	aA	3140	CL7	C6-C7-C8-C9
14	aA	3142	CL7	C11-C10-C8-C9
14	aB	3002	CL7	C11-C10-C8-C9
14	aB	3026	CL7	C11-C12-C13-C14
14	aL	202	CL7	C6-C7-C8-C9
14	bA	3106	CL7	C14-C13-C15-C16
14	bA	3114	CL7	C11-C12-C13-C14
14	bB	806	CL7	C6-C7-C8-C9
14	bB	827	CL7	C11-C12-C13-C14
14	cA	3107	CL7	C14-C13-C15-C16
14	cA	3125	CL7	C11-C12-C13-C14
14	cA	3140	CL7	C11-C12-C13-C14
14	cA	3141	CL7	C6-C7-C8-C9
17	cB	828	PQN	C19-C18-C20-C21
12	cA	3101	G9R	O1A-CGA-O2A-C1
14	cA	3123	CL7	C2A-CAA-CBA-CGA
14	cB	824	CL7	C2A-CAA-CBA-CGA
19	aB	3029	LMG	C20-C21-C22-C23
14	cA	3108	CL7	O1D-CGD-O2D-CED
14	bA	3128	CL7	C8-C10-C11-C12
17	bB	828	PQN	C18-C20-C21-C22
14	cB	824	CL7	CBD-CGD-O2D-CED
14	aA	3120	CL7	CBA-CGA-O2A-C1
14	aB	3018	CL7	C1A-C2A-CAA-CBA
14	aL	203	CL7	C1A-C2A-CAA-CBA

Continued on next page...

Continued from previous page...

Mol	Chain	Res	Type	Atoms
14	bA	3107	CL7	C1A-C2A-CAA-CBA
14	bB	819	CL7	C1A-C2A-CAA-CBA
14	bJ	101	CL7	C1A-C2A-CAA-CBA
14	bL	204	CL7	C1A-C2A-CAA-CBA
14	cL	203	CL7	C1A-C2A-CAA-CBA
19	bB	830	LMG	C22-C23-C24-C25
14	bA	3140	CL7	C15-C16-C17-C18
14	bB	820	CL7	C15-C16-C17-C18
14	cB	808	CL7	C8-C10-C11-C12
17	cB	828	PQN	C13-C15-C16-C17
14	bA	3126	CL7	C5-C6-C7-C8
14	bA	3128	CL7	C5-C6-C7-C8
19	cB	830	LMG	C29-C30-C31-C32
12	cA	3101	G9R	C5-C6-C7-C8
13	cB	805	PHO	C13-C15-C16-C17
14	cA	3124	CL7	C5-C6-C7-C8
14	cB	820	CL7	C16-C17-C18-C19
14	aA	3115	CL7	C8-C10-C11-C12
14	cL	204	CL7	C5-C6-C7-C8
19	cB	830	LMG	C15-C16-C17-C18
16	aA	3138	LHG	C1-C2-C3-O3
14	bA	3139	CL7	C4-C3-C5-C6
14	aA	3109	CL7	C3A-C2A-CAA-CBA
14	cL	205	CL7	C3A-C2A-CAA-CBA
14	aB	3026	CL7	C10-C11-C12-C13
14	bA	3124	CL7	C5-C6-C7-C8
14	bA	3116	CL7	O1A-CGA-O2A-C1
14	bA	3124	CL7	O1A-CGA-O2A-C1
14	aB	3005	CL7	C13-C15-C16-C17
17	bB	828	PQN	C25-C26-C27-C28
14	bB	833	CL7	C6-C7-C8-C9
14	cA	3141	CL7	C16-C17-C18-C20
19	aB	3029	LMG	O1-C7-C8-C9
19	aB	3029	LMG	C37-C38-C39-C40
19	bB	830	LMG	O1-C7-C8-C9
19	cB	830	LMG	O1-C7-C8-C9
14	cA	3124	CL7	O1A-CGA-O2A-C1
19	cB	830	LMG	C14-C15-C16-C17
14	cA	3124	CL7	C15-C16-C17-C18
19	aB	3029	LMG	C29-C30-C31-C32
14	aB	3032	CL7	C4-C3-C5-C6
14	cB	833	CL7	C4-C3-C5-C6

Continued on next page...

Continued from previous page...

Mol	Chain	Res	Type	Atoms
19	aB	3029	LMG	C36-C37-C38-C39
14	bA	3141	CL7	CBA-CGA-O2A-C1
14	cB	811	CL7	CBD-CGD-O2D-CED
14	bB	819	CL7	CAA-CBA-CGA-O2A
14	aA	3124	CL7	C2A-CAA-CBA-CGA
14	cA	3123	CL7	C2-C1-O2A-CGA
14	bA	3107	CL7	C3-C5-C6-C7
14	cA	3107	CL7	C3-C5-C6-C7
14	aL	203	CL7	C10-C11-C12-C13
14	aB	3018	CL7	CAA-CBA-CGA-O2A
14	bB	826	CL7	C16-C17-C18-C19
14	bB	803	CL7	C5-C6-C7-C8
16	cA	3137	LHG	C13-C14-C15-C16
13	bB	805	PHO	C13-C15-C16-C17
14	cB	819	CL7	CAA-CBA-CGA-O2A
14	aA	3127	CL7	C6-C7-C8-C9
14	bA	3126	CL7	C6-C7-C8-C9
13	aA	3102	PHO	CHA-CBD-CGD-O1D
13	aA	3102	PHO	CHA-CBD-CGD-O2D
13	aB	3004	PHO	CHA-CBD-CGD-O2D
13	bB	805	PHO	CHA-CBD-CGD-O2D
13	cB	801	PHO	CHA-CBD-CGD-O1D
13	cB	801	PHO	CHA-CBD-CGD-O2D
13	cB	805	PHO	CHA-CBD-CGD-O1D
13	cB	805	PHO	CHA-CBD-CGD-O2D
13	cB	801	PHO	C4-C3-C5-C6
13	aB	3004	PHO	C11-C12-C13-C15
13	bB	805	PHO	C6-C7-C8-C10
13	bB	805	PHO	C11-C12-C13-C15
13	cB	801	PHO	C2-C3-C5-C6
13	cB	805	PHO	C6-C7-C8-C10
13	cB	805	PHO	C11-C12-C13-C15
14	aA	3107	CL7	C12-C13-C15-C16
14	aA	3115	CL7	C11-C12-C13-C15
14	aA	3133	CL7	C11-C12-C13-C15
14	aA	3140	CL7	C11-C12-C13-C15
14	aA	3142	CL7	C11-C10-C8-C7
14	aB	3007	CL7	C12-C13-C15-C16
14	aB	3009	CL7	C6-C7-C8-C10
14	bA	3124	CL7	C11-C10-C8-C7
14	bA	3128	CL7	C2-C3-C5-C6
14	bA	3128	CL7	C6-C7-C8-C10

Continued on next page...

Continued from previous page...

Mol	Chain	Res	Type	Atoms
14	bA	3142	CL7	C11-C12-C13-C15
14	bB	806	CL7	C2-C3-C5-C6
14	bB	806	CL7	C11-C10-C8-C7
14	bB	806	CL7	C11-C12-C13-C15
14	bB	808	CL7	C12-C13-C15-C16
14	bB	810	CL7	C12-C13-C15-C16
14	bB	820	CL7	C12-C13-C15-C16
14	bB	827	CL7	C6-C7-C8-C10
14	bB	832	CL7	C11-C12-C13-C15
14	cA	3125	CL7	C11-C12-C13-C15
14	cA	3139	CL7	C6-C7-C8-C10
14	cA	3139	CL7	C12-C13-C15-C16
14	cA	3141	CL7	C6-C7-C8-C10
14	cB	803	CL7	C6-C7-C8-C10
14	cB	808	CL7	C11-C12-C13-C15
14	cB	810	CL7	C6-C7-C8-C10
17	bA	3143	PQN	C17-C18-C20-C21
17	cA	3143	PQN	C17-C18-C20-C21
14	cA	3126	CL7	C3-C5-C6-C7
14	aB	3003	CL7	O1A-CGA-O2A-C1
13	aB	3004	PHO	C11-C12-C13-C14
13	bB	805	PHO	C6-C7-C8-C9
13	cB	805	PHO	C6-C7-C8-C9
13	cB	805	PHO	C14-C13-C15-C16
14	aA	3115	CL7	C6-C7-C8-C9
14	aA	3115	CL7	C11-C12-C13-C14
14	aA	3126	CL7	C11-C12-C13-C14
14	aA	3140	CL7	C11-C12-C13-C14
14	aB	3002	CL7	C6-C7-C8-C9
14	aB	3009	CL7	C11-C10-C8-C9
14	aB	3019	CL7	C14-C13-C15-C16
14	aB	3026	CL7	C6-C7-C8-C9
14	aB	3031	CL7	C11-C10-C8-C9
14	bA	3107	CL7	C14-C13-C15-C16
14	bA	3139	CL7	C14-C13-C15-C16
14	bB	806	CL7	C11-C12-C13-C14
14	bB	827	CL7	C6-C7-C8-C9
14	bB	832	CL7	C11-C10-C8-C9
14	cA	3114	CL7	C14-C13-C15-C16
14	cA	3124	CL7	C11-C10-C8-C9
14	cA	3139	CL7	C14-C13-C15-C16
14	cA	3141	CL7	C14-C13-C15-C16

Continued on next page...

Continued from previous page...

Mol	Chain	Res	Type	Atoms
14	cB	810	CL7	C11-C10-C8-C9
14	aA	3141	CL7	CBA-CGA-O2A-C1
14	bA	3107	CL7	C5-C6-C7-C8
14	bA	3142	CL7	C5-C6-C7-C8
14	cA	3128	CL7	O1D-CGD-O2D-CED
14	bA	3142	CL7	C3-C5-C6-C7
19	cB	830	LMG	C22-C23-C24-C25
14	cA	3128	CL7	CBA-CGA-O2A-C1
14	bA	3128	CL7	C10-C11-C12-C13
14	cA	3128	CL7	C8-C10-C11-C12
14	aB	3002	CL7	C10-C11-C12-C13
14	cB	803	CL7	C8-C10-C11-C12
14	cB	806	CL7	C15-C16-C17-C18
17	cB	828	PQN	C25-C26-C27-C28
14	aB	3002	CL7	C5-C6-C7-C8
14	aB	3018	CL7	C11-C10-C8-C9
19	aB	3029	LMG	C13-C14-C15-C16
14	cL	204	CL7	O1D-CGD-O2D-CED
14	cB	819	CL7	C3-C5-C6-C7
14	bL	203	CL7	C16-C17-C18-C19
14	cB	816	CL7	C4C-C3C-CAC-CBC
14	cA	3141	CL7	C13-C15-C16-C17
14	aA	3117	CL7	CBA-CGA-O2A-C1
14	bA	3139	CL7	CBA-CGA-O2A-C1
14	aA	3108	CL7	C3A-C2A-CAA-CBA
14	aA	3143	CL7	C3A-C2A-CAA-CBA
14	bA	3107	CL7	C3A-C2A-CAA-CBA
14	bJ	101	CL7	C3A-C2A-CAA-CBA
14	bL	203	CL7	C3A-C2A-CAA-CBA
14	cA	3107	CL7	C3A-C2A-CAA-CBA
14	cB	833	CL7	C3A-C2A-CAA-CBA
14	aA	3133	CL7	C16-C17-C18-C20
12	cA	3101	G9R	NC-C1C-CHC-C4B
14	cB	833	CL7	CBA-CGA-O2A-C1
14	cA	3139	CL7	O2A-C1-C2-C3
14	aB	3031	CL7	C10-C11-C12-C13
14	aA	3107	CL7	C16-C17-C18-C19
14	bB	820	CL7	C16-C17-C18-C20
16	bA	3137	LHG	C8-C7-O7-C5
19	aB	3029	LMG	C12-C13-C14-C15
14	bB	804	CL7	O1A-CGA-O2A-C1
14	aB	3019	CL7	C16-C17-C18-C20

Continued on next page...

Continued from previous page...

Mol	Chain	Res	Type	Atoms
14	aB	3025	CL7	C16-C17-C18-C20
14	bB	833	CL7	C6-C7-C8-C10
14	cA	3141	CL7	C16-C17-C18-C19
13	bB	801	PHO	C5-C6-C7-C8
14	aA	3115	CL7	C5-C6-C7-C8
14	cA	3107	CL7	C5-C6-C7-C8
14	aA	3115	CL7	C15-C16-C17-C18
14	aA	3125	CL7	O1A-CGA-O2A-C1
14	cB	809	CL7	O1D-CGD-O2D-CED
14	aB	3002	CL7	C15-C16-C17-C18
16	bA	3137	LHG	C27-C28-C29-C30
16	aA	3138	LHG	O9-C7-O7-C5
16	bA	3137	LHG	O9-C7-O7-C5
14	aA	3107	CL7	C2-C1-O2A-CGA
14	aA	3128	CL7	C2-C1-O2A-CGA
14	aB	3023	CL7	C2-C1-O2A-CGA
14	cA	3126	CL7	C2-C1-O2A-CGA
14	cA	3128	CL7	C2-C1-O2A-CGA
14	cB	810	CL7	C2-C1-O2A-CGA
14	aA	3131	CL7	O1D-CGD-O2D-CED
14	cA	3121	CL7	O1D-CGD-O2D-CED
13	aA	3102	PHO	C2-C3-C5-C6
14	aB	3007	CL7	C10-C11-C12-C13
13	cB	801	PHO	C6-C7-C8-C9
14	aA	3141	CL7	C11-C10-C8-C9
14	aA	3141	CL7	C11-C12-C13-C14
14	aB	3026	CL7	C14-C13-C15-C16
14	bA	3114	CL7	C11-C10-C8-C9
14	bA	3140	CL7	C11-C12-C13-C14
14	bA	3141	CL7	C11-C10-C8-C9
14	bB	827	CL7	C14-C13-C15-C16
14	cA	3114	CL7	C11-C10-C8-C9
14	cA	3114	CL7	C11-C12-C13-C14
14	cB	803	CL7	C6-C7-C8-C9
14	cB	806	CL7	C11-C12-C13-C14
14	cB	827	CL7	C14-C13-C15-C16
17	cA	3143	PQN	C21-C22-C23-C24
17	cA	3143	PQN	C24-C23-C25-C26
14	cA	3139	CL7	CBA-CGA-O2A-C1
13	aB	3004	PHO	C13-C15-C16-C17
14	aA	3141	CL7	C8-C10-C11-C12
17	aA	3144	PQN	C15-C16-C17-C18

Continued on next page...

Continued from previous page...

Mol	Chain	Res	Type	Atoms
13	aB	3004	PHO	C1A-C2A-CAA-CBA
13	bB	805	PHO	C1A-C2A-CAA-CBA
13	cB	805	PHO	C1A-C2A-CAA-CBA
14	aB	3005	CL7	O1A-CGA-O2A-C1
19	cB	830	LMG	C18-C19-C20-C21
14	cB	820	CL7	C16-C17-C18-C20
14	bA	3107	CL7	C1-C2-C3-C5
14	bA	3141	CL7	C1-C2-C3-C5
14	cA	3128	CL7	C10-C11-C12-C13
14	bB	816	CL7	CAA-CBA-CGA-O2A
19	aB	3029	LMG	C35-C36-C37-C38
19	bB	830	LMG	C29-C30-C31-C32
14	cA	3108	CL7	C1A-C2A-CAA-CBA
14	cL	205	CL7	C1A-C2A-CAA-CBA
14	bA	3125	CL7	C5-C6-C7-C8
17	bA	3143	PQN	C20-C21-C22-C23
12	bA	3101	G9R	C5-C6-C7-C8
14	aL	202	CL7	C16-C17-C18-C19
14	cA	3106	CL7	C16-C17-C18-C19
14	aB	3023	CL7	C11-C10-C8-C9
14	cB	819	CL7	C11-C10-C8-C9
14	aB	3023	CL7	O1A-CGA-O2A-C1
14	aB	3030	CL7	O1D-CGD-O2D-CED
14	aB	3002	CL7	C8-C10-C11-C12
16	aA	3138	LHG	O6-C4-C5-C6
13	aA	3102	PHO	C4-C3-C5-C6
14	aA	3125	CL7	C11-C12-C13-C15
14	aA	3126	CL7	C11-C12-C13-C15
14	aA	3129	CL7	C11-C12-C13-C15
14	aA	3140	CL7	C11-C10-C8-C7
14	aA	3141	CL7	C11-C12-C13-C15
14	aA	3142	CL7	C11-C12-C13-C15
14	aA	3143	CL7	C11-C12-C13-C15
14	aA	3143	CL7	C12-C13-C15-C16
14	aB	3002	CL7	C6-C7-C8-C10
14	aB	3005	CL7	C6-C7-C8-C10
14	aB	3009	CL7	C11-C10-C8-C7
14	aB	3009	CL7	C12-C13-C15-C16
14	aB	3019	CL7	C12-C13-C15-C16
14	aB	3025	CL7	C12-C13-C15-C16
14	bA	3106	CL7	C12-C13-C15-C16
14	bA	3107	CL7	C11-C12-C13-C15

Continued on next page...

Continued from previous page...

Mol	Chain	Res	Type	Atoms
14	bA	3114	CL7	C6-C7-C8-C10
14	bA	3114	CL7	C11-C10-C8-C7
14	bA	3132	CL7	C11-C12-C13-C15
14	bA	3139	CL7	C12-C13-C15-C16
14	bA	3140	CL7	C11-C12-C13-C15
14	bA	3142	CL7	C11-C10-C8-C7
14	bB	807	CL7	C12-C13-C15-C16
14	bB	810	CL7	C6-C7-C8-C10
14	bB	826	CL7	C6-C7-C8-C10
14	bB	826	CL7	C11-C12-C13-C15
14	bB	826	CL7	C12-C13-C15-C16
14	bB	832	CL7	C11-C10-C8-C7
14	cA	3107	CL7	C11-C12-C13-C15
14	cA	3114	CL7	C6-C7-C8-C10
14	cA	3114	CL7	C11-C12-C13-C15
14	cA	3128	CL7	C6-C7-C8-C10
14	cA	3132	CL7	C11-C12-C13-C15
14	cB	806	CL7	C11-C10-C8-C7
14	cB	806	CL7	C11-C12-C13-C15
14	cB	807	CL7	C12-C13-C15-C16
14	cB	810	CL7	C11-C10-C8-C7
14	cB	810	CL7	C12-C13-C15-C16
14	cB	826	CL7	C11-C12-C13-C15
14	cB	826	CL7	C12-C13-C15-C16
14	cB	832	CL7	C11-C12-C13-C15
14	cL	203	CL7	C11-C10-C8-C7
14	bA	3106	CL7	C3-C5-C6-C7
14	aA	3121	CL7	O1A-CGA-O2A-C1
14	aA	3143	CL7	O1A-CGA-O2A-C1
14	aB	3009	CL7	C13-C15-C16-C17
14	aB	3003	CL7	C8-C10-C11-C12
14	cA	3139	CL7	C13-C15-C16-C17
14	aA	3124	CL7	O1A-CGA-O2A-C1
19	bB	830	LMG	C16-C17-C18-C19
17	bB	828	PQN	C13-C15-C16-C17
14	aA	3108	CL7	C5-C6-C7-C8
14	aA	3141	CL7	C15-C16-C17-C18
14	cA	3114	CL7	C5-C6-C7-C8
14	aA	3120	CL7	CAD-CBD-CGD-O2D
14	bA	3106	CL7	CAD-CBD-CGD-O2D
14	bA	3110	CL7	CAD-CBD-CGD-O2D
14	bA	3131	CL7	CAD-CBD-CGD-O2D

Continued on next page...

Continued from previous page...

Mol	Chain	Res	Type	Atoms
14	bB	810	CL7	CAD-CBD-CGD-O2D
14	bB	818	CL7	CAD-CBD-CGD-O2D
14	cA	3108	CL7	CAD-CBD-CGD-O2D
14	cA	3112	CL7	CAD-CBD-CGD-O2D
14	cA	3119	CL7	CAD-CBD-CGD-O2D
14	cA	3131	CL7	CAD-CBD-CGD-O2D
14	aL	202	CL7	C8-C10-C11-C12
14	bA	3139	CL7	C5-C6-C7-C8
14	cA	3140	CL7	CBA-CGA-O2A-C1
14	bA	3106	CL7	C16-C17-C18-C19
14	aA	3106	CL7	CBD-CGD-O2D-CED
14	aB	3009	CL7	CBD-CGD-O2D-CED
16	aA	3138	LHG	O6-C4-C5-O7
16	cA	3137	LHG	O6-C4-C5-O7
14	bB	810	CL7	C8-C10-C11-C12
14	cL	203	CL7	C8-C10-C11-C12
14	cA	3126	CL7	C5-C6-C7-C8
14	aB	3006	CL7	C2A-CAA-CBA-CGA
17	bA	3143	PQN	C15-C16-C17-C18
14	bB	826	CL7	C16-C17-C18-C20
14	aA	3104	CL7	CHA-CBD-CGD-O2D
14	aA	3108	CL7	CHA-CBD-CGD-O2D
14	aA	3126	CL7	CHA-CBD-CGD-O2D
14	aA	3126	CL7	CHA-CBD-CGD-O1D
14	aA	3127	CL7	CHA-CBD-CGD-O2D
14	aA	3132	CL7	CHA-CBD-CGD-O1D
14	aA	3146	CL7	CHA-CBD-CGD-O1D
14	aB	3002	CL7	CHA-CBD-CGD-O1D
14	aB	3016	CL7	CHA-CBD-CGD-O2D
14	aB	3019	CL7	CHA-CBD-CGD-O2D
14	aB	3019	CL7	CHA-CBD-CGD-O1D
14	aB	3022	CL7	CHA-CBD-CGD-O1D
14	aB	3023	CL7	CHA-CBD-CGD-O1D
14	aB	3031	CL7	CHA-CBD-CGD-O2D
14	bA	3107	CL7	CHA-CBD-CGD-O2D
14	bA	3125	CL7	CHA-CBD-CGD-O2D
14	bA	3126	CL7	CHA-CBD-CGD-O2D
14	bA	3131	CL7	CHA-CBD-CGD-O1D
14	bA	3139	CL7	CHA-CBD-CGD-O1D
14	bA	3145	CL7	CHA-CBD-CGD-O1D
14	bB	807	CL7	CHA-CBD-CGD-O2D
14	bB	817	CL7	CHA-CBD-CGD-O2D

Continued on next page...

Continued from previous page...

Mol	Chain	Res	Type	Atoms
14	bB	818	CL7	CHA-CBD-CGD-O1D
14	cA	3107	CL7	CHA-CBD-CGD-O2D
14	cA	3120	CL7	CHA-CBD-CGD-O1D
14	cA	3125	CL7	CHA-CBD-CGD-O2D
14	cA	3131	CL7	CHA-CBD-CGD-O1D
14	cB	803	CL7	CHA-CBD-CGD-O2D
14	cB	822	CL7	CHA-CBD-CGD-O1D
14	cB	823	CL7	CHA-CBD-CGD-O1D
14	cB	831	CL7	CHA-CBD-CGD-O1D
14	bB	819	CL7	C2C-C3C-CAC-CBC
14	aB	3005	CL7	C3-C5-C6-C7
14	bA	3142	CL7	O1A-CGA-O2A-C1
17	aB	3027	PQN	C15-C16-C17-C18
14	cA	3126	CL7	C6-C7-C8-C9
16	aA	3138	LHG	C34-C35-C36-C37
19	aB	3029	LMG	O1-C7-C8-O7
19	bB	830	LMG	O1-C7-C8-O7
19	cB	830	LMG	O1-C7-C8-O7
14	aA	3126	CL7	C1-C2-C3-C5
19	bB	830	LMG	C15-C16-C17-C18
14	bB	808	CL7	C10-C11-C12-C13
12	aA	3101	G9R	O1A-CGA-O2A-C1
14	cA	3102	CL7	C4-C3-C5-C6
16	bA	3137	LHG	C29-C30-C31-C32
14	aB	3002	CL7	C11-C12-C13-C14
14	bA	3114	CL7	C14-C13-C15-C16
14	bB	826	CL7	C14-C13-C15-C16
14	cB	806	CL7	C11-C10-C8-C9
14	cB	807	CL7	C14-C13-C15-C16
14	cB	826	CL7	C14-C13-C15-C16
17	aB	3027	PQN	C19-C18-C20-C21
14	cA	3109	CL7	O1D-CGD-O2D-CED
14	cA	3142	CL7	O1A-CGA-O2A-C1
14	cB	808	CL7	O1A-CGA-O2A-C1
14	cB	833	CL7	C2A-CAA-CBA-CGA
14	bB	819	CL7	C11-C10-C8-C9
14	bB	810	CL7	C13-C15-C16-C17
19	bB	830	LMG	C20-C21-C22-C23
14	aB	3018	CL7	C3-C5-C6-C7
14	aA	3103	CL7	C1A-C2A-CAA-CBA
14	aA	3121	CL7	C1A-C2A-CAA-CBA
14	aA	3128	CL7	C1A-C2A-CAA-CBA

Continued on next page...

Continued from previous page...

Mol	Chain	Res	Type	Atoms
14	aB	3026	CL7	C1A-C2A-CAA-CBA
14	bA	3102	CL7	C1A-C2A-CAA-CBA
14	cA	3102	CL7	C1A-C2A-CAA-CBA
14	cB	826	CL7	C16-C17-C18-C19
14	cB	832	CL7	C16-C17-C18-C20
14	aB	3008	CL7	O1D-CGD-O2D-CED
14	bL	203	CL7	C8-C10-C11-C12
14	aA	3117	CL7	C4-C3-C5-C6
14	bA	3106	CL7	C4-C3-C5-C6
14	aB	3007	CL7	C3-C5-C6-C7
14	bB	806	CL7	O1A-CGA-O2A-C1
16	cA	3138	LHG	C4-O6-P-O5
14	cL	203	CL7	C16-C17-C18-C19
14	cA	3125	CL7	C5-C6-C7-C8
16	cA	3137	LHG	O6-C4-C5-C6
14	cA	3130	CL7	O1D-CGD-O2D-CED
14	cA	3114	CL7	C2A-CAA-CBA-CGA
14	aA	3121	CL7	CAD-CBD-CGD-O1D
14	aA	3128	CL7	CAD-CBD-CGD-O1D
14	aB	3002	CL7	CAD-CBD-CGD-O1D
14	aB	3017	CL7	CAD-CBD-CGD-O1D
14	aB	3019	CL7	CAD-CBD-CGD-O1D
14	aB	3022	CL7	CAD-CBD-CGD-O1D
14	bA	3104	CL7	CAD-CBD-CGD-O1D
14	bA	3120	CL7	CAD-CBD-CGD-O1D
14	bA	3127	CL7	CAD-CBD-CGD-O1D
14	bB	818	CL7	CAD-CBD-CGD-O1D
14	bB	823	CL7	CAD-CBD-CGD-O1D
14	bL	203	CL7	CAD-CBD-CGD-O1D
14	cA	3104	CL7	CAD-CBD-CGD-O1D
14	cA	3112	CL7	CAD-CBD-CGD-O1D
14	cA	3120	CL7	CAD-CBD-CGD-O1D
14	cA	3127	CL7	CAD-CBD-CGD-O1D
14	cB	823	CL7	CAD-CBD-CGD-O1D
14	bB	808	CL7	C3-C5-C6-C7
14	bB	814	CL7	O1D-CGD-O2D-CED
19	bB	830	LMG	O6-C5-C6-O5
14	aA	3107	CL7	C11-C12-C13-C15
14	aA	3115	CL7	C11-C10-C8-C7
14	aA	3127	CL7	C1A-C2A-CAA-CBA
14	aB	3006	CL7	C12-C13-C15-C16
14	aB	3019	CL7	C11-C12-C13-C15

Continued on next page...

Continued from previous page...

Mol	Chain	Res	Type	Atoms
14	aB	3025	CL7	C11-C12-C13-C15
14	aB	3031	CL7	C11-C10-C8-C7
14	aL	203	CL7	C11-C10-C8-C7
14	aL	203	CL7	C12-C13-C15-C16
14	bA	3126	CL7	C1A-C2A-CAA-CBA
14	bA	3141	CL7	C11-C10-C8-C7
14	bA	3142	CL7	C12-C13-C15-C16
14	bB	810	CL7	C11-C10-C8-C7
14	bB	820	CL7	C11-C12-C13-C15
14	bB	832	CL7	C12-C13-C15-C16
14	bL	203	CL7	C11-C10-C8-C7
14	bL	205	CL7	C3A-C2A-CAA-CBA
14	cA	3106	CL7	C11-C12-C13-C15
14	cA	3114	CL7	C11-C10-C8-C7
14	cA	3124	CL7	C11-C12-C13-C15
14	cA	3132	CL7	C12-C13-C15-C16
14	cA	3141	CL7	C11-C12-C13-C15
14	cA	3142	CL7	C11-C12-C13-C15
14	cB	826	CL7	C6-C7-C8-C10
14	cB	832	CL7	C11-C10-C8-C7
14	cL	204	CL7	C6-C7-C8-C10
19	bB	830	LMG	C35-C36-C37-C38
14	aA	3142	CL7	C16-C17-C18-C19
14	bB	832	CL7	C16-C17-C18-C20
14	bB	826	CL7	C3-C5-C6-C7
19	bB	830	LMG	C13-C14-C15-C16
14	bA	3106	CL7	C16-C17-C18-C20
14	bB	806	CL7	C16-C17-C18-C19
14	cA	3114	CL7	C2C-C3C-CAC-CBC
14	aB	3019	CL7	C4-C3-C5-C6
14	cB	816	CL7	CAA-CBA-CGA-O2A
14	bB	807	CL7	C15-C16-C17-C18
14	cA	3139	CL7	C5-C6-C7-C8
14	aA	3115	CL7	C11-C10-C8-C9
14	aA	3125	CL7	C11-C12-C13-C14
14	aA	3140	CL7	C14-C13-C15-C16
14	aA	3143	CL7	C11-C12-C13-C14
14	aB	3006	CL7	C14-C13-C15-C16
14	bB	806	CL7	C11-C10-C8-C9
14	bB	810	CL7	C11-C10-C8-C9
14	bB	826	CL7	C6-C7-C8-C9
14	cA	3106	CL7	C14-C13-C15-C16

Continued on next page...

Continued from previous page...

Mol	Chain	Res	Type	Atoms
14	cA	3128	CL7	C6-C7-C8-C9
14	cL	203	CL7	C14-C13-C15-C16
14	cL	204	CL7	C6-C7-C8-C9
14	bA	3141	CL7	C5-C6-C7-C8
14	cB	804	CL7	O1A-CGA-O2A-C1
14	aB	3026	CL7	C5-C6-C7-C8
14	cB	832	CL7	C15-C16-C17-C18
16	bA	3137	LHG	C11-C12-C13-C14
14	bL	203	CL7	C16-C17-C18-C20
14	cB	826	CL7	C16-C17-C18-C20
16	cA	3137	LHG	C34-C35-C36-C37
13	cB	801	PHO	C8-C10-C11-C12
14	cA	3116	CL7	O1D-CGD-O2D-CED
17	aB	3027	PQN	C25-C26-C27-C28
17	cA	3143	PQN	C15-C16-C17-C18
14	aA	3133	CL7	C16-C17-C18-C19
19	cB	830	LMG	C4-C5-C6-O5
14	aA	3115	CL7	C2A-CAA-CBA-CGA
14	aB	3032	CL7	C2A-CAA-CBA-CGA
14	bA	3114	CL7	C2A-CAA-CBA-CGA
14	bB	807	CL7	C2A-CAA-CBA-CGA
14	bB	810	CL7	C2A-CAA-CBA-CGA
14	cB	808	CL7	C1-C2-C3-C5
14	bA	3114	CL7	C2C-C3C-CAC-CBC
14	aA	3107	CL7	C13-C15-C16-C17
14	aA	3127	CL7	C2-C1-O2A-CGA
14	aB	3009	CL7	C2-C1-O2A-CGA
14	bA	3106	CL7	C2-C1-O2A-CGA
14	bA	3126	CL7	C2-C1-O2A-CGA
14	bB	810	CL7	C2-C1-O2A-CGA
14	cA	3106	CL7	C2-C1-O2A-CGA
14	bB	808	CL7	O1A-CGA-O2A-C1
14	cB	808	CL7	C3-C5-C6-C7
12	bA	3101	G9R	O1D-CGD-O2D-CED
19	aB	3029	LMG	C18-C19-C20-C21
14	cB	824	CL7	C2-C3-C5-C6
14	bA	3141	CL7	C10-C11-C12-C13
14	bB	833	CL7	C1-C2-C3-C5
16	aA	3138	LHG	C3-O3-P-O6
16	aA	3139	LHG	C3-O3-P-O6
16	bA	3138	LHG	C3-O3-P-O6
16	bA	3138	LHG	C4-O6-P-O3

Continued on next page...

Continued from previous page...

Mol	Chain	Res	Type	Atoms
16	cA	3138	LHG	C3-O3-P-O6
13	aB	3004	PHO	CHA-CBD-CGD-O1D
13	bB	801	PHO	CHA-CBD-CGD-O1D
13	bB	801	PHO	CHA-CBD-CGD-O2D
14	aA	3130	CL7	O1D-CGD-O2D-CED
14	aB	3005	CL7	C2-C3-C5-C6
14	bA	3141	CL7	C6-C7-C8-C10
14	bB	803	CL7	C6-C7-C8-C10
14	bB	806	CL7	C6-C7-C8-C10
14	cL	204	CL7	C11-C10-C8-C7
17	aA	3144	PQN	C22-C23-C25-C26
17	cA	3143	PQN	C21-C22-C23-C25
13	bB	801	PHO	C6-C7-C8-C9
14	aA	3107	CL7	C11-C12-C13-C14
14	aA	3108	CL7	C14-C13-C15-C16
14	aB	3019	CL7	C11-C12-C13-C14
14	aB	3025	CL7	C14-C13-C15-C16
14	aL	203	CL7	C11-C10-C8-C9
14	aL	203	CL7	C14-C13-C15-C16
14	bA	3128	CL7	C6-C7-C8-C9
14	bA	3142	CL7	C11-C12-C13-C14
14	bB	807	CL7	C14-C13-C15-C16
14	bB	820	CL7	C11-C12-C13-C14
14	bL	203	CL7	C11-C10-C8-C9
14	cA	3106	CL7	C11-C12-C13-C14
14	cA	3124	CL7	C11-C12-C13-C14
14	cA	3142	CL7	C11-C12-C13-C14
14	cB	832	CL7	C11-C10-C8-C9
14	cL	203	CL7	C11-C10-C8-C9
19	bB	830	LMG	C12-C13-C14-C15
14	aB	3025	CL7	C13-C15-C16-C17
14	cB	806	CL7	C16-C17-C18-C19
14	aA	3126	CL7	C5-C6-C7-C8
14	bB	808	CL7	C13-C15-C16-C17
14	aB	3023	CL7	C11-C10-C8-C7
14	bB	819	CL7	C11-C10-C8-C7
14	cB	824	CL7	C11-C10-C8-C7
14	bB	819	CL7	CBA-CGA-O2A-C1
14	aA	3107	CL7	O1D-CGD-O2D-CED
14	cB	806	CL7	C13-C15-C16-C17
14	aA	3134	CL7	C4C-C3C-CAC-CBC
14	cB	807	CL7	C2A-CAA-CBA-CGA

Continued on next page...

Continued from previous page...

Mol	Chain	Res	Type	Atoms
14	cA	3120	CL7	O1A-CGA-O2A-C1
14	cB	806	CL7	O1A-CGA-O2A-C1
14	aA	3134	CL7	C2C-C3C-CAC-CBC
16	cA	3137	LHG	C24-C25-C26-C27
14	aA	3123	CL7	O1A-CGA-O2A-C1
14	aA	3129	CL7	C10-C11-C12-C13
14	aA	3103	CL7	C4-C3-C5-C6
14	aA	3107	CL7	C4-C3-C5-C6
14	aJ	101	CL7	CAA-CBA-CGA-O1A
14	cJ	101	CL7	CAA-CBA-CGA-O1A
14	aA	3133	CL7	C2-C3-C5-C6
14	bA	3123	CL7	O1A-CGA-O2A-C1
14	cA	3116	CL7	O1A-CGA-O2A-C1
14	aA	3129	CL7	C2-C1-O2A-CGA
14	bA	3140	CL7	C2-C1-O2A-CGA
14	cA	3127	CL7	C2-C1-O2A-CGA
14	bL	203	CL7	C10-C11-C12-C13
14	bA	3140	CL7	C2A-CAA-CBA-CGA
14	bA	3120	CL7	O1D-CGD-O2D-CED
14	aA	3128	CL7	C3A-C2A-CAA-CBA
14	bA	3127	CL7	C3A-C2A-CAA-CBA
14	bB	807	CL7	C3A-C2A-CAA-CBA
14	bB	831	CL7	C3A-C2A-CAA-CBA
14	cB	807	CL7	C3A-C2A-CAA-CBA
14	cB	831	CL7	C3A-C2A-CAA-CBA
14	cL	203	CL7	C3A-C2A-CAA-CBA
14	aL	202	CL7	C16-C17-C18-C20
14	cL	204	CL7	C16-C17-C18-C19
13	cB	801	PHO	C13-C15-C16-C17
14	aB	3031	CL7	C6-C7-C8-C9
14	bA	3140	CL7	C11-C10-C8-C9
14	cA	3132	CL7	C14-C13-C15-C16
19	cB	830	LMG	C20-C21-C22-C23
14	aB	3015	CL7	O2A-C1-C2-C3
14	aB	3023	CL7	O2A-C1-C2-C3
14	bA	3139	CL7	O2A-C1-C2-C3
14	bB	826	CL7	O2A-C1-C2-C3
14	cA	3114	CL7	O1D-CGD-O2D-CED
14	aA	3107	CL7	C5-C6-C7-C8
12	bA	3101	G9R	C1A-C2A-CAA-CBA
12	cA	3101	G9R	C1A-C2A-CAA-CBA
14	bA	3127	CL7	C1A-C2A-CAA-CBA

Continued on next page...

Continued from previous page...

Mol	Chain	Res	Type	Atoms
14	bA	3139	CL7	C1A-C2A-CAA-CBA
14	cA	3142	CL7	C1A-C2A-CAA-CBA
19	aB	3029	LMG	C19-C20-C21-C22
13	aB	3004	PHO	C11-C10-C8-C7
13	bB	801	PHO	C11-C10-C8-C7
14	aA	3129	CL7	C6-C7-C8-C10
14	aB	3002	CL7	C12-C13-C15-C16
14	aL	202	CL7	C11-C10-C8-C7
14	bA	3124	CL7	C11-C12-C13-C15
14	bA	3132	CL7	C12-C13-C15-C16
14	bA	3140	CL7	C11-C10-C8-C7
14	cB	808	CL7	C12-C13-C15-C16
14	cB	820	CL7	C11-C12-C13-C15
14	cL	204	CL7	C12-C13-C15-C16
17	bA	3143	PQN	C22-C23-C25-C26
14	aA	3129	CL7	C13-C15-C16-C17
14	aB	3007	CL7	C13-C15-C16-C17
14	cB	832	CL7	C8-C10-C11-C12
14	bA	3120	CL7	O1A-CGA-O2A-C1
14	aA	3143	CL7	CAA-CBA-CGA-O2A
14	aA	3103	CL7	O1A-CGA-O2A-C1
16	bA	3137	LHG	C32-C33-C34-C35
14	cA	3142	CL7	C10-C11-C12-C13
14	cA	3142	CL7	CAA-CBA-CGA-O2A
14	bJ	101	CL7	CAA-CBA-CGA-O1A
14	bJ	101	CL7	CAA-CBA-CGA-O2A
14	bL	204	CL7	C15-C16-C17-C18
14	cB	810	CL7	C13-C15-C16-C17
14	aA	3140	CL7	C15-C16-C17-C18
14	aB	3007	CL7	C4-C3-C5-C6
14	aB	3009	CL7	C4-C3-C5-C6
14	aB	3018	CL7	C4-C3-C5-C6
14	cA	3114	CL7	C4-C3-C5-C6
14	cA	3106	CL7	C8-C10-C11-C12
14	bA	3106	CL7	C5-C6-C7-C8
14	cA	3106	CL7	C10-C11-C12-C13
14	aB	3007	CL7	O1A-CGA-O2A-C1
14	cA	3112	CL7	O1D-CGD-O2D-CED
14	bB	809	CL7	O1D-CGD-O2D-CED
12	aA	3101	G9R	C5-C6-C7-C8
13	cB	805	PHO	C8-C10-C11-C12
14	bA	3114	CL7	C4-C3-C5-C6

Continued on next page...

Continued from previous page...

Mol	Chain	Res	Type	Atoms
14	bA	3128	CL7	C4-C3-C5-C6
14	cA	3128	CL7	C4-C3-C5-C6
14	aA	3133	CL7	C2-C1-O2A-CGA
14	cB	804	CL7	C2-C1-O2A-CGA
14	bB	806	CL7	C13-C15-C16-C17
14	cB	804	CL7	C5-C6-C7-C8
16	cA	3138	LHG	C9-C10-C11-C12
14	bB	803	CL7	C6-C7-C8-C9
14	aA	3128	CL7	C4-C3-C5-C6
14	cA	3127	CL7	C4-C3-C5-C6
16	cA	3138	LHG	C2-C3-O3-P
14	bA	3140	CL7	CAA-CBA-CGA-O2A
14	aB	3009	CL7	C2A-CAA-CBA-CGA
13	cB	805	PHO	C16-C17-C18-C20
14	bB	806	CL7	C16-C17-C18-C20
14	bB	808	CL7	C1-C2-C3-C5
14	cA	3142	CL7	C1-C2-C3-C5
13	bB	801	PHO	C13-C15-C16-C17
12	aA	3101	G9R	CAA-CBA-CGA-O2A
14	bA	3114	CL7	C5-C6-C7-C8
19	bB	830	LMG	C31-C32-C33-C34
16	bA	3137	LHG	C33-C34-C35-C36
14	aA	3129	CL7	C4-C3-C5-C6
14	bA	3102	CL7	C4-C3-C5-C6
14	cB	810	CL7	C4-C3-C5-C6
14	cB	819	CL7	C4-C3-C5-C6
14	cL	203	CL7	C16-C17-C18-C20
14	aB	3006	CL7	C15-C16-C17-C18
12	bA	3101	G9R	NC-C4C-CHD-C1D
14	aA	3143	CL7	C10-C11-C12-C13
13	cB	805	PHO	C16-C17-C18-C19
14	aA	3127	CL7	C3-C5-C6-C7
14	aA	3107	CL7	C15-C16-C17-C18
16	bA	3137	LHG	O6-C4-C5-O7
14	cA	3123	CL7	C1-C2-C3-C5
14	bA	3130	CL7	O1D-CGD-O2D-CED
13	bB	805	PHO	C12-C13-C15-C16
14	aA	3103	CL7	C11-C10-C8-C7
14	aA	3140	CL7	C12-C13-C15-C16
14	aA	3143	CL7	C6-C7-C8-C10
14	cA	3142	CL7	C6-C7-C8-C10
13	bB	801	PHO	C8-C10-C11-C12

Continued on next page...

Continued from previous page...

Mol	Chain	Res	Type	Atoms
14	aA	3115	CL7	C1-C2-C3-C4
14	aA	3124	CL7	C1-C2-C3-C4
14	aA	3128	CL7	C1-C2-C3-C4
14	aA	3142	CL7	C1-C2-C3-C4
14	aB	3030	CL7	C1-C2-C3-C4
14	bA	3114	CL7	C1-C2-C3-C4
14	bA	3116	CL7	C1-C2-C3-C4
14	bA	3123	CL7	C1-C2-C3-C4
14	cA	3114	CL7	C1-C2-C3-C4
14	cA	3124	CL7	C1-C2-C3-C4
14	cA	3127	CL7	C1-C2-C3-C4
12	bA	3101	G9R	CAA-CBA-CGA-O2A
13	aB	3004	PHO	C8-C10-C11-C12
14	aA	3129	CL7	CBA-CGA-O2A-C1
14	cA	3123	CL7	O1A-CGA-O2A-C1
14	aA	3126	CL7	C4-C3-C5-C6
14	bA	3125	CL7	C4-C3-C5-C6
14	bB	808	CL7	C4-C3-C5-C6
14	cA	3125	CL7	C4-C3-C5-C6
14	cB	808	CL7	C4-C3-C5-C6
14	cB	827	CL7	C4-C3-C5-C6
16	aA	3139	LHG	C4-O6-P-O3
12	bA	3101	G9R	C14-C13-C15-C16
14	aA	3142	CL7	C14-C13-C15-C16
14	aB	3002	CL7	C14-C13-C15-C16
14	aL	202	CL7	C11-C10-C8-C9
14	bA	3106	CL7	C11-C12-C13-C14
14	bL	204	CL7	C14-C13-C15-C16
14	cB	826	CL7	C6-C7-C8-C9
14	aA	3103	CL7	C3A-C2A-CAA-CBA
14	aA	3123	CL7	C3A-C2A-CAA-CBA
14	aB	3006	CL7	C3A-C2A-CAA-CBA
14	cA	3142	CL7	C3A-C2A-CAA-CBA
14	aA	3107	CL7	CAD-CBD-CGD-O2D
14	aA	3109	CL7	CAD-CBD-CGD-O2D
14	aA	3113	CL7	CAD-CBD-CGD-O2D
14	aA	3128	CL7	CAD-CBD-CGD-O2D
14	aA	3132	CL7	CAD-CBD-CGD-O2D
14	aA	3143	CL7	CAD-CBD-CGD-O2D
14	aA	3146	CL7	CAD-CBD-CGD-O2D
14	aB	3009	CL7	CAD-CBD-CGD-O2D
14	aB	3010	CL7	CAD-CBD-CGD-O2D

Continued on next page...

Continued from previous page...

Mol	Chain	Res	Type	Atoms
14	aB	3017	CL7	CAD-CBD-CGD-O2D
14	aB	3022	CL7	CAD-CBD-CGD-O2D
14	bA	3104	CL7	CAD-CBD-CGD-O2D
14	bA	3108	CL7	CAD-CBD-CGD-O2D
14	bA	3112	CL7	CAD-CBD-CGD-O2D
14	bA	3120	CL7	CAD-CBD-CGD-O2D
14	bA	3127	CL7	CAD-CBD-CGD-O2D
14	bA	3133	CL7	CAD-CBD-CGD-O2D
14	bA	3141	CL7	CAD-CBD-CGD-O2D
14	bB	803	CL7	CAD-CBD-CGD-O2D
14	bB	823	CL7	CAD-CBD-CGD-O2D
14	bB	832	CL7	CAD-CBD-CGD-O2D
14	cA	3104	CL7	CAD-CBD-CGD-O2D
14	cA	3106	CL7	CAD-CBD-CGD-O2D
14	cA	3127	CL7	CAD-CBD-CGD-O2D
14	cA	3133	CL7	CAD-CBD-CGD-O2D
14	cA	3142	CL7	CAD-CBD-CGD-O2D
14	cB	823	CL7	CAD-CBD-CGD-O2D
13	bB	805	PHO	C16-C17-C18-C19
14	bB	804	CL7	C8-C10-C11-C12
14	bB	810	CL7	CAA-CBA-CGA-O2A
14	aB	3031	CL7	C13-C15-C16-C17
14	bB	810	CL7	C5-C6-C7-C8
14	cB	808	CL7	C5-C6-C7-C8
14	aB	3005	CL7	CAA-CBA-CGA-O2A
14	cB	810	CL7	CAA-CBA-CGA-O2A
19	cB	830	LMG	C31-C32-C33-C34
13	aB	3004	PHO	C2C-C3C-CAC-CBC
14	aA	3115	CL7	CAA-CBA-CGA-O2A
14	cB	806	CL7	CAA-CBA-CGA-O2A
14	cB	831	CL7	CAA-CBA-CGA-O2A
13	aB	3004	PHO	O2A-C1-C2-C3
13	bB	805	PHO	O2A-C1-C2-C3
13	cB	805	PHO	O2A-C1-C2-C3
14	bB	804	CL7	O2A-C1-C2-C3
14	cA	3126	CL7	O2A-C1-C2-C3
14	cB	804	CL7	O2A-C1-C2-C3
14	cB	806	CL7	O2A-C1-C2-C3
14	bB	824	CL7	CAA-CBA-CGA-O2A
14	aA	3107	CL7	C3-C5-C6-C7
14	aA	3126	CL7	O1D-CGD-O2D-CED
14	aB	3013	CL7	O1D-CGD-O2D-CED

Continued on next page...

Continued from previous page...

Mol	Chain	Res	Type	Atoms
14	cA	3122	CL7	O1D-CGD-O2D-CED
14	aA	3106	CL7	CHA-CBD-CGD-O1D
14	aA	3107	CL7	CHA-CBD-CGD-O1D
14	aA	3132	CL7	CHA-CBD-CGD-O2D
14	aA	3141	CL7	CHA-CBD-CGD-O1D
14	aA	3146	CL7	CHA-CBD-CGD-O2D
14	aB	3007	CL7	CHA-CBD-CGD-O2D
14	aB	3017	CL7	CHA-CBD-CGD-O1D
14	aB	3021	CL7	CHA-CBD-CGD-O2D
14	aB	3030	CL7	CHA-CBD-CGD-O2D
14	aL	202	CL7	CHA-CBD-CGD-O2D
14	bA	3102	CL7	CHA-CBD-CGD-O1D
14	bA	3105	CL7	CHA-CBD-CGD-O1D
14	bA	3106	CL7	CHA-CBD-CGD-O1D
14	bA	3120	CL7	CHA-CBD-CGD-O1D
14	bA	3130	CL7	CHA-CBD-CGD-O1D
14	bA	3141	CL7	CHA-CBD-CGD-O1D
14	bB	808	CL7	CHA-CBD-CGD-O2D
14	bB	810	CL7	CHA-CBD-CGD-O2D
14	bB	823	CL7	CHA-CBD-CGD-O1D
14	bB	831	CL7	CHA-CBD-CGD-O1D
14	bL	203	CL7	CHA-CBD-CGD-O2D
14	cA	3102	CL7	CHA-CBD-CGD-O2D
14	cA	3103	CL7	CHA-CBD-CGD-O1D
14	cA	3105	CL7	CHA-CBD-CGD-O1D
14	cA	3106	CL7	CHA-CBD-CGD-O1D
14	cA	3130	CL7	CHA-CBD-CGD-O1D
14	cA	3131	CL7	CHA-CBD-CGD-O2D
14	cA	3144	CL7	CHA-CBD-CGD-O1D
14	cB	817	CL7	CHA-CBD-CGD-O2D
14	cB	818	CL7	CHA-CBD-CGD-O2D
14	cB	832	CL7	CHA-CBD-CGD-O2D
14	cB	833	CL7	CHA-CBD-CGD-O2D
14	cL	203	CL7	CHA-CBD-CGD-O2D
14	bA	3121	CL7	C2C-C3C-CAC-CBC
16	bA	3137	LHG	O6-C4-C5-C6
14	bA	3106	CL7	C15-C16-C17-C18
14	bB	806	CL7	CAA-CBA-CGA-O2A
14	cA	3114	CL7	CAA-CBA-CGA-O2A
14	cB	824	CL7	CAA-CBA-CGA-O2A
19	bB	830	LMG	O7-C8-C9-O8
19	cB	830	LMG	O7-C8-C9-O8

Continued on next page...

Continued from previous page...

Mol	Chain	Res	Type	Atoms
14	cA	3125	CL7	CBA-CGA-O2A-C1
14	cB	820	CL7	CBA-CGA-O2A-C1
14	aA	3133	CL7	C3-C5-C6-C7
14	aB	3009	CL7	CAA-CBA-CGA-O2A
14	cB	820	CL7	CAA-CBA-CGA-O2A
14	aA	3108	CL7	C4-C3-C5-C6
14	cB	823	CL7	C4C-C3C-CAC-CBC
14	aA	3103	CL7	C11-C12-C13-C15
14	aA	3108	CL7	C11-C12-C13-C15
14	aB	3026	CL7	C12-C13-C15-C16
14	bA	3142	CL7	C6-C7-C8-C10
13	aB	3004	PHO	C16-C17-C18-C20
14	cL	204	CL7	C16-C17-C18-C20
14	cB	827	CL7	C10-C11-C12-C13
13	bB	801	PHO	C11-C10-C8-C9
14	bA	3124	CL7	C11-C12-C13-C14
14	bB	832	CL7	C14-C13-C15-C16
14	cB	803	CL7	C11-C10-C8-C9
14	cB	820	CL7	C11-C12-C13-C14
14	cL	204	CL7	C14-C13-C15-C16
17	cB	828	PQN	C15-C16-C17-C18
14	aA	3107	CL7	CAA-CBA-CGA-O2A
14	bB	831	CL7	CAA-CBA-CGA-O2A
14	cA	3106	CL7	CAA-CBA-CGA-O2A
13	aB	3004	PHO	C16-C17-C18-C19
14	bB	804	CL7	C1-C2-C3-C5
14	bB	823	CL7	C4C-C3C-CAC-CBC
14	bB	824	CL7	C11-C10-C8-C9
14	bA	3106	CL7	CAA-CBA-CGA-O2A
14	bA	3126	CL7	CAA-CBA-CGA-O1A
14	bB	810	CL7	C4-C3-C5-C6
14	cB	833	CL7	CAA-CBA-CGA-O1A
14	aA	3141	CL7	C2C-C3C-CAC-CBC
14	cB	831	CL7	CBA-CGA-O2A-C1
14	bA	3140	CL7	C1A-C2A-CAA-CBA
14	cA	3127	CL7	C1A-C2A-CAA-CBA
14	cB	803	CL7	C1A-C2A-CAA-CBA
14	aB	3023	CL7	CAA-CBA-CGA-O2A
19	aB	3029	LMG	C21-C22-C23-C24
14	bA	3116	CL7	C2-C1-O2A-CGA
14	bL	204	CL7	C2-C1-O2A-CGA
14	cB	826	CL7	C2-C1-O2A-CGA

Continued on next page...

Continued from previous page...

Mol	Chain	Res	Type	Atoms
14	cB	832	CL7	CAA-CBA-CGA-O2A
14	bB	833	CL7	CBD-CGD-O2D-CED
14	aA	3117	CL7	CAA-CBA-CGA-O1A
14	aB	3031	CL7	C2-C3-C5-C6
14	cA	3142	CL7	C13-C15-C16-C17
16	bA	3138	LHG	C4-O6-P-O5
14	cA	3132	CL7	C15-C16-C17-C18
14	bB	809	CL7	O1A-CGA-O2A-C1
13	bB	805	PHO	C8-C10-C11-C12
14	bA	3119	CL7	C4C-C3C-CAC-CBC
14	cA	3132	CL7	CAA-CBA-CGA-O2A
13	bB	805	PHO	C16-C17-C18-C20
14	cA	3140	CL7	C16-C17-C18-C19
14	bL	204	CL7	O1D-CGD-O2D-CED
14	cJ	101	CL7	CAA-CBA-CGA-O2A
14	bB	807	CL7	CAA-CBA-CGA-O2A
14	aB	3007	CL7	C1-C2-C3-C5
14	aB	3026	CL7	C4-C3-C5-C6
14	bA	3107	CL7	C4-C3-C5-C6
14	cA	3107	CL7	C4-C3-C5-C6
14	cB	807	CL7	O1D-CGD-O2D-CED
19	cB	830	LMG	C21-C22-C23-C24
14	aA	3113	CL7	CAD-CBD-CGD-O1D
14	aA	3129	CL7	CAD-CBD-CGD-O1D
14	aB	3010	CL7	CAD-CBD-CGD-O1D
14	bA	3112	CL7	CAD-CBD-CGD-O1D
14	bB	820	CL7	CAD-CBD-CGD-O1D
14	cB	807	CL7	CAD-CBD-CGD-O1D
14	cB	808	CL7	CAD-CBD-CGD-O1D
14	cL	203	CL7	CAD-CBD-CGD-O1D
14	aA	3127	CL7	CAA-CBA-CGA-O1A
14	cA	3116	CL7	CAA-CBA-CGA-O1A
14	cL	204	CL7	C10-C11-C12-C13
13	cB	801	PHO	C11-C10-C8-C9
14	bA	3132	CL7	C14-C13-C15-C16
14	cB	832	CL7	C14-C13-C15-C16
14	aB	3025	CL7	C5-C6-C7-C8
14	bB	832	CL7	C8-C10-C11-C12
14	aB	3030	CL7	O1A-CGA-O2A-C1
14	bA	3128	CL7	CBA-CGA-O2A-C1
14	aA	3121	CL7	CAA-CBA-CGA-O2A
14	bB	832	CL7	CAA-CBA-CGA-O2A

Continued on next page...

Continued from previous page...

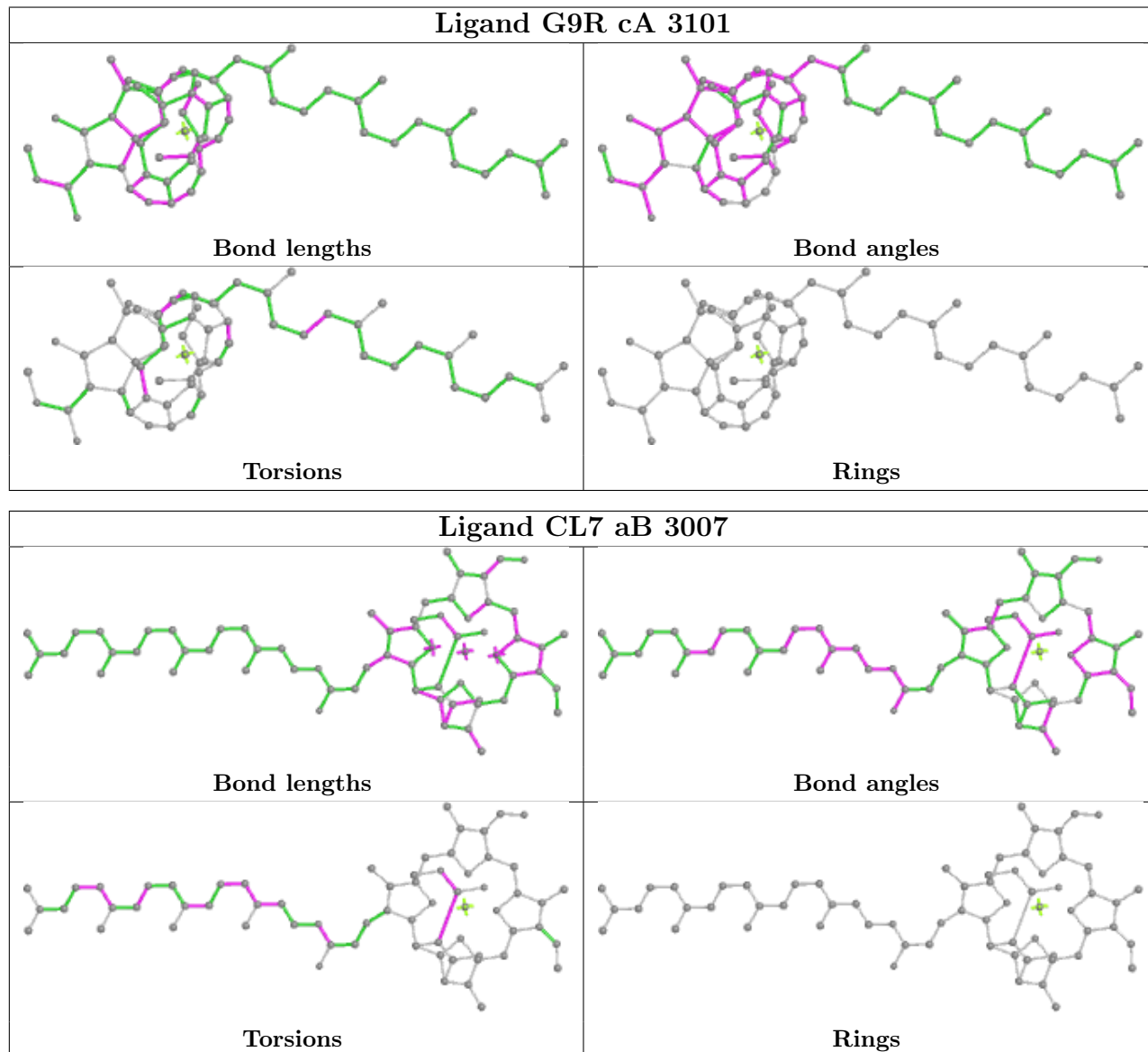
Mol	Chain	Res	Type	Atoms
12	cA	3101	G9R	C2D-C1D-CHD-C4C
14	bA	3125	CL7	C8-C10-C11-C12
14	cA	3106	CL7	O1D-CGD-O2D-CED
14	aB	3006	CL7	CAA-CBA-CGA-O2A
14	bA	3139	CL7	CAA-CBA-CGA-O2A
14	aJ	101	CL7	CAA-CBA-CGA-O2A
14	bB	833	CL7	CAA-CBA-CGA-O1A
16	bA	3138	LHG	C2-C3-O3-P
14	aA	3115	CL7	C4-C3-C5-C6
14	bA	3106	CL7	C8-C10-C11-C12
13	aA	3102	PHO	C6-C7-C8-C10
13	cB	805	PHO	C12-C13-C15-C16
14	aA	3108	CL7	C6-C7-C8-C10
14	aA	3108	CL7	C12-C13-C15-C16
14	aA	3140	CL7	C3A-C2A-CAA-CBA
14	aB	3023	CL7	C6-C7-C8-C10
14	aL	202	CL7	C12-C13-C15-C16
14	aL	203	CL7	C6-C7-C8-C10
14	bL	203	CL7	C12-C13-C15-C16
14	bL	204	CL7	C12-C13-C15-C16
14	cA	3139	CL7	C3A-C2A-CAA-CBA
14	cB	827	CL7	C12-C13-C15-C16
14	cB	832	CL7	C2-C3-C5-C6
14	cB	832	CL7	C12-C13-C15-C16
14	bA	3123	CL7	CAA-CBA-CGA-O1A
19	aB	3029	LMG	C15-C16-C17-C18
14	aB	3031	CL7	CAA-CBA-CGA-O2A
14	bA	3114	CL7	CAA-CBA-CGA-O2A
14	cA	3140	CL7	CAA-CBA-CGA-O2A
14	cB	807	CL7	CAA-CBA-CGA-O2A
14	bA	3116	CL7	CAA-CBA-CGA-O1A
14	bB	827	CL7	CAA-CBA-CGA-O1A
14	aA	3123	CL7	CAA-CBA-CGA-O2A
14	cB	808	CL7	C15-C16-C17-C18
14	cA	3139	CL7	CAA-CBA-CGA-O2A
13	aA	3102	PHO	C13-C15-C16-C17
14	cB	807	CL7	C15-C16-C17-C18

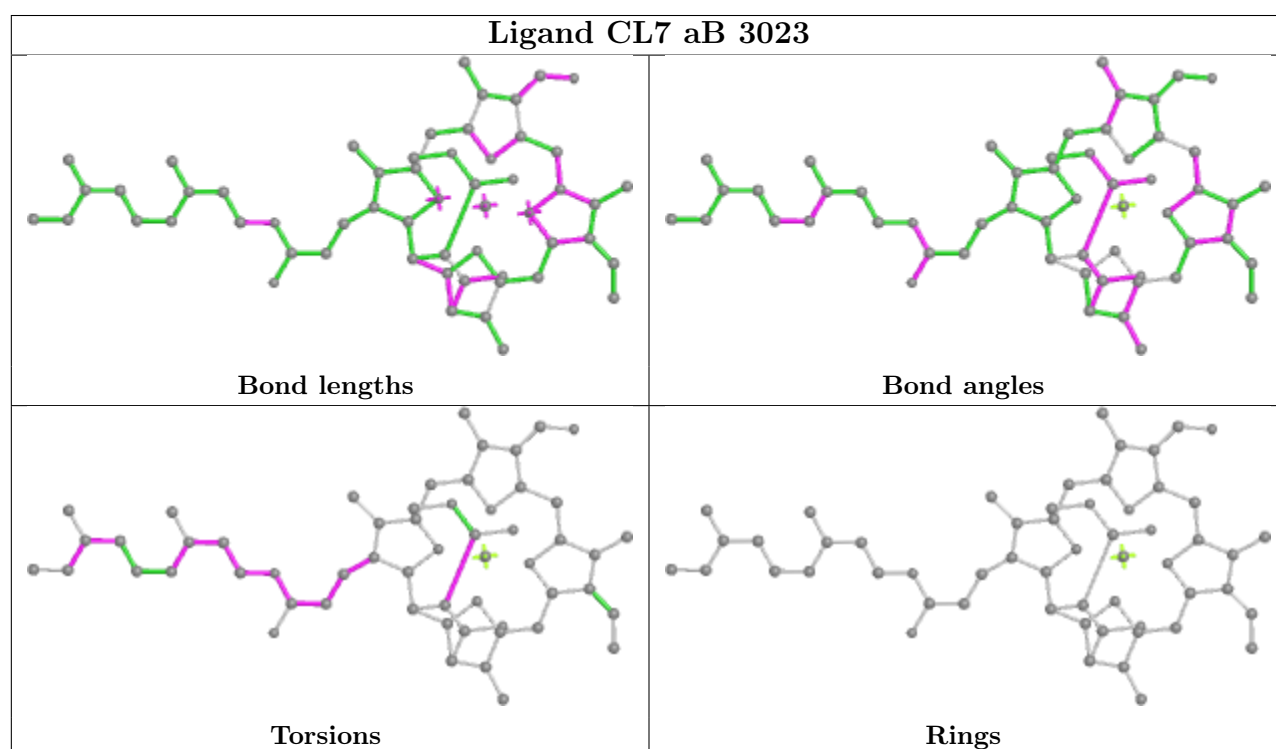
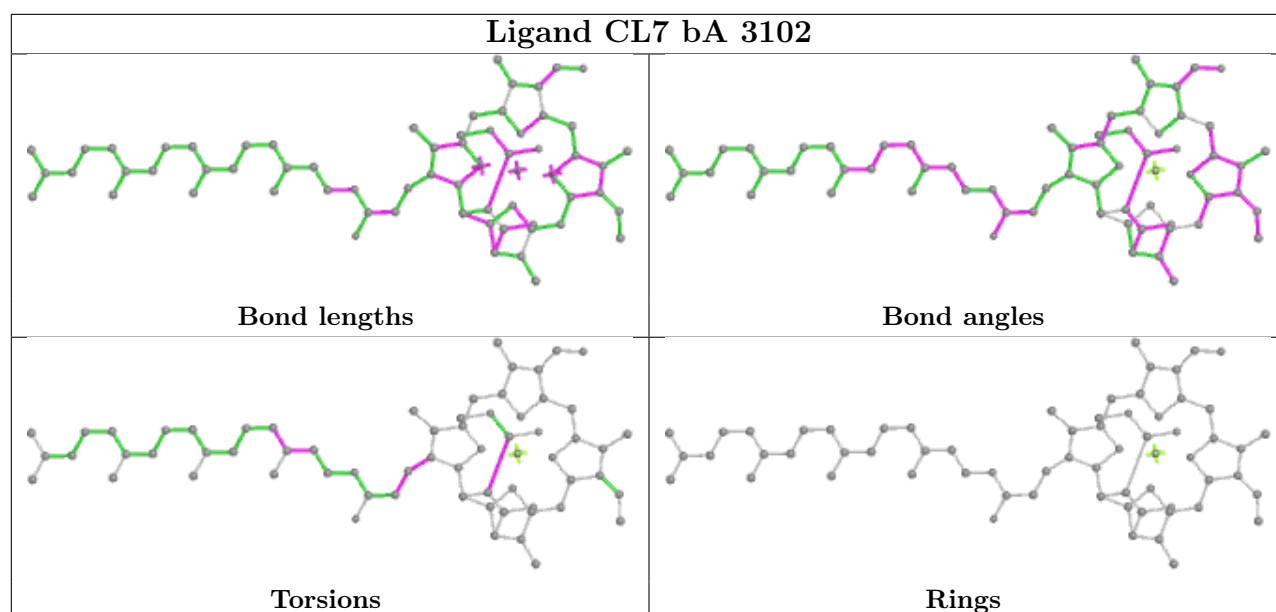
There are no ring outliers.

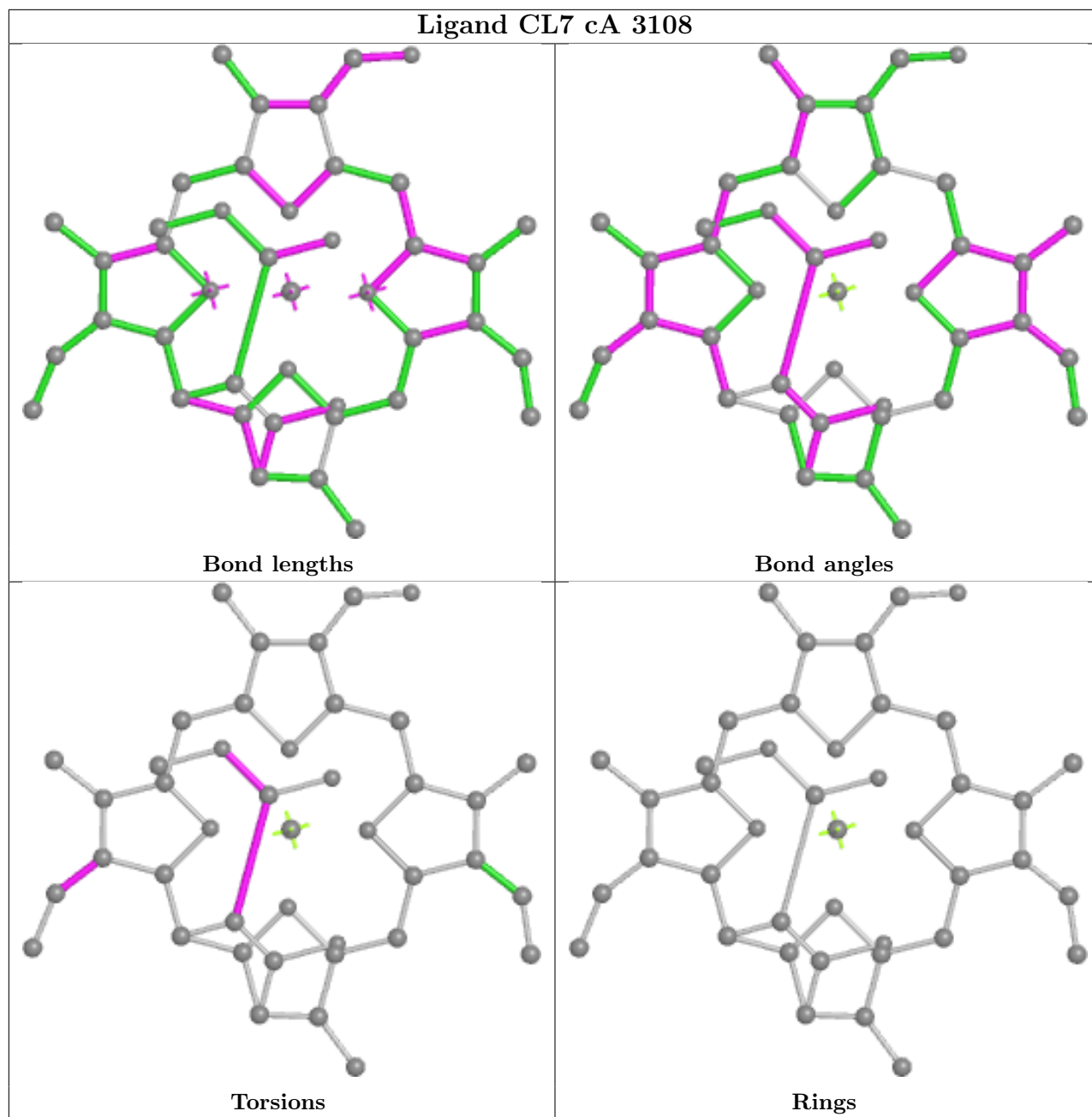
No monomer is involved in short contacts.

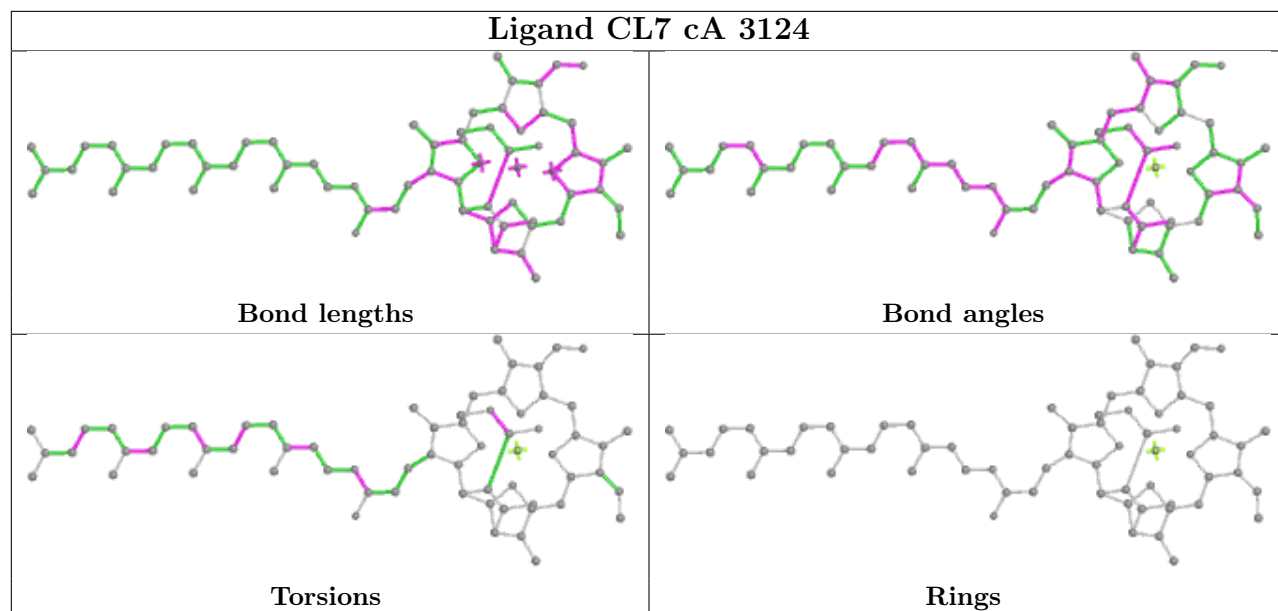
The following is a two-dimensional graphical depiction of Mogul quality analysis of bond lengths, bond angles, torsion angles, and ring geometry for all instances of the Ligand of Interest. In

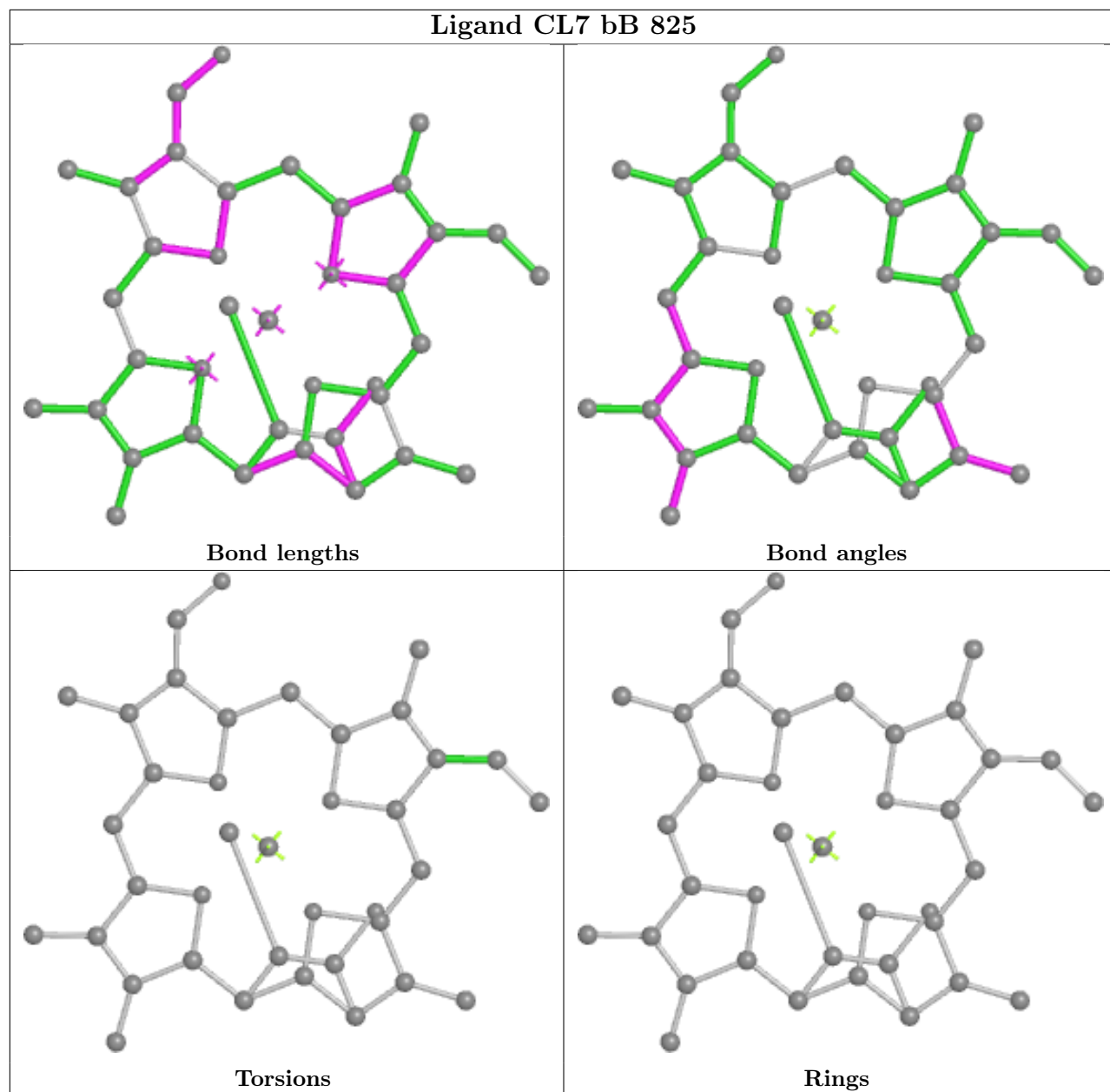
addition, ligands with molecular weight > 250 and outliers as shown on the validation Tables will also be included. For torsion angles, if less than 5% of the Mogul distribution of torsion angles is within 10 degrees of the torsion angle in question, then that torsion angle is considered an outlier. Any bond that is central to one or more torsion angles identified as an outlier by Mogul will be highlighted in the graph. For rings, the root-mean-square deviation (RMSD) between the ring in question and similar rings identified by Mogul is calculated over all ring torsion angles. If the average RMSD is greater than 60 degrees and the minimal RMSD between the ring in question and any Mogul-identified rings is also greater than 60 degrees, then that ring is considered an outlier. The outliers are highlighted in purple. The color gray indicates Mogul did not find sufficient equivalents in the CSD to analyse the geometry.

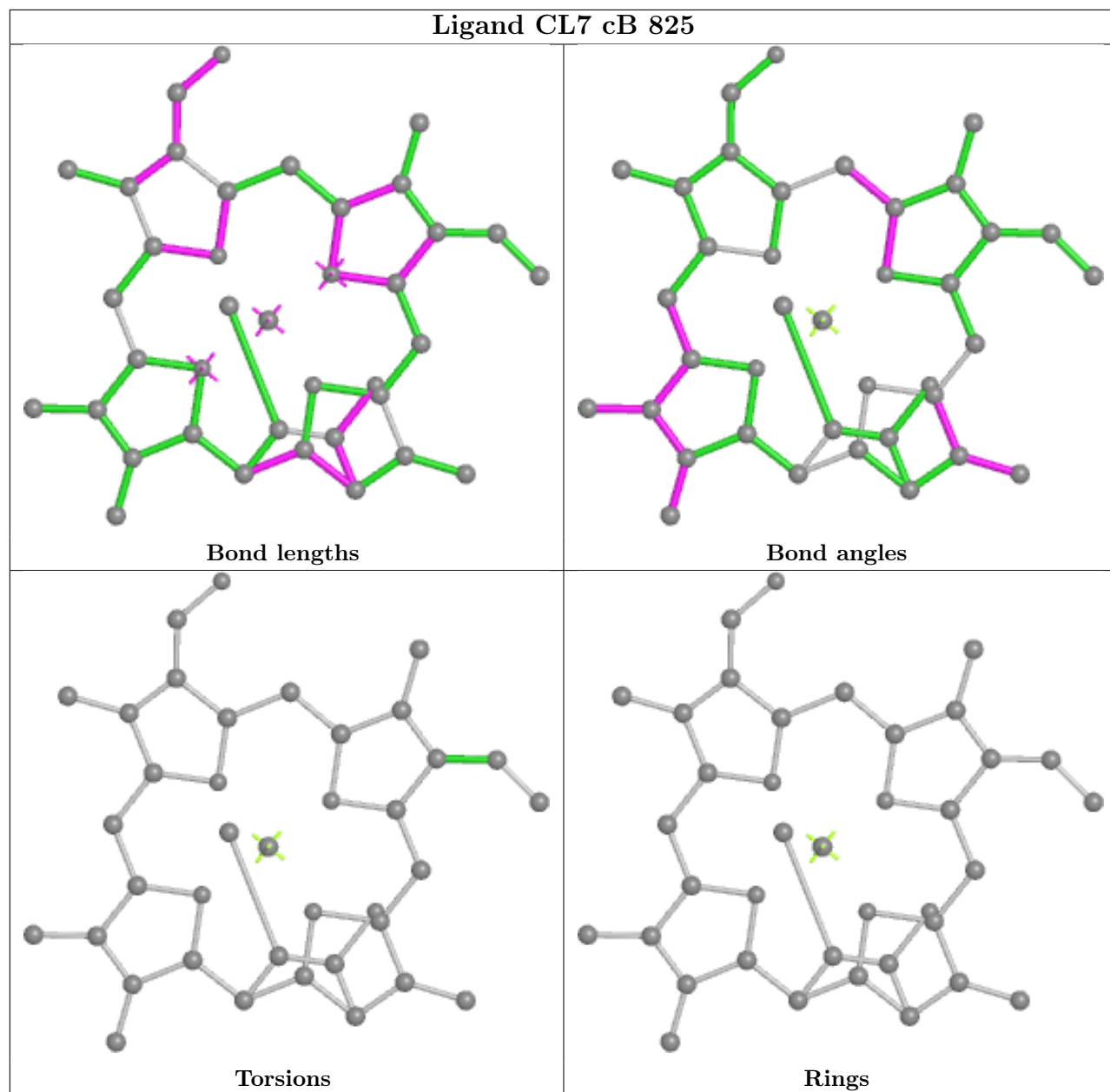


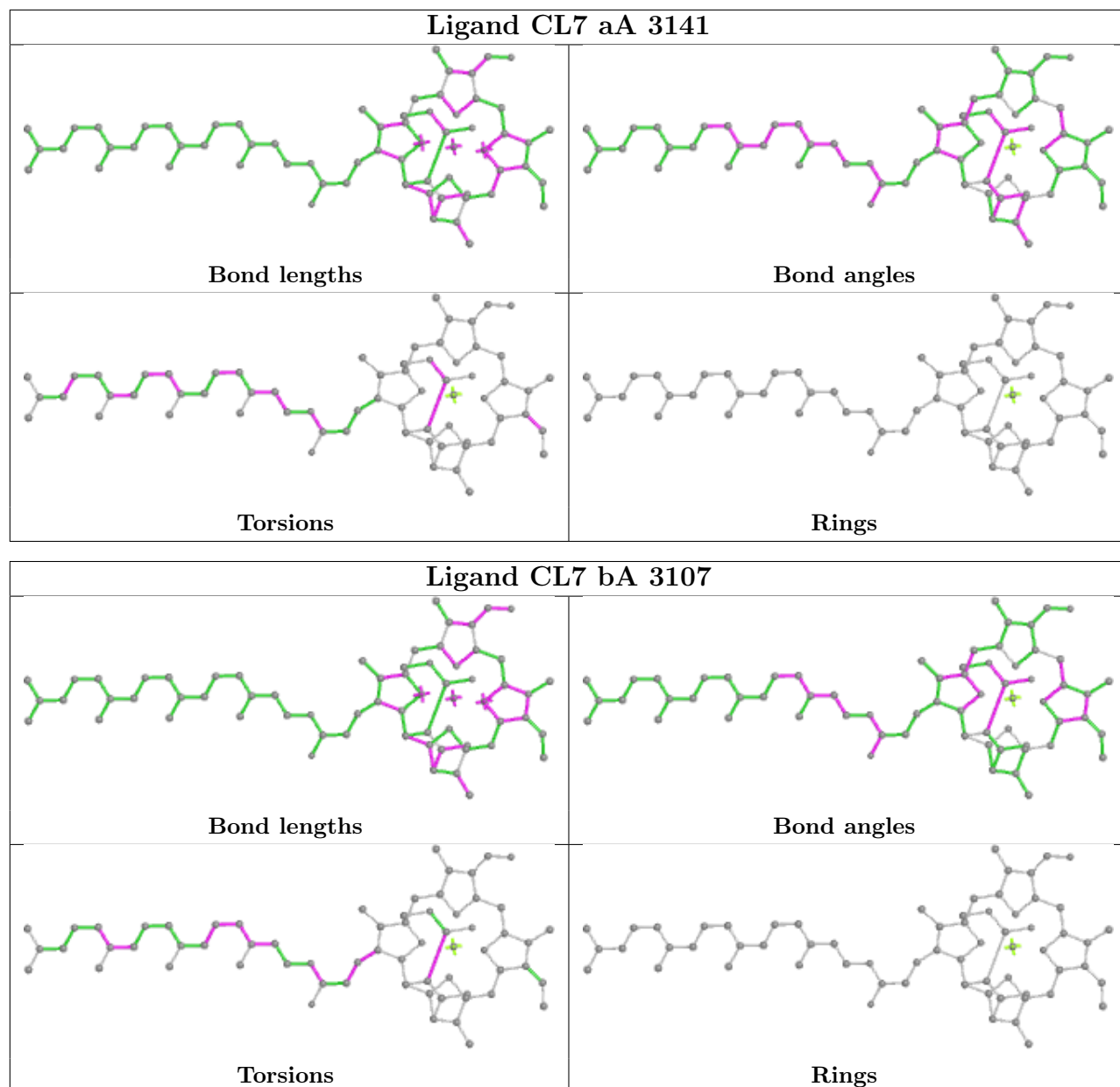


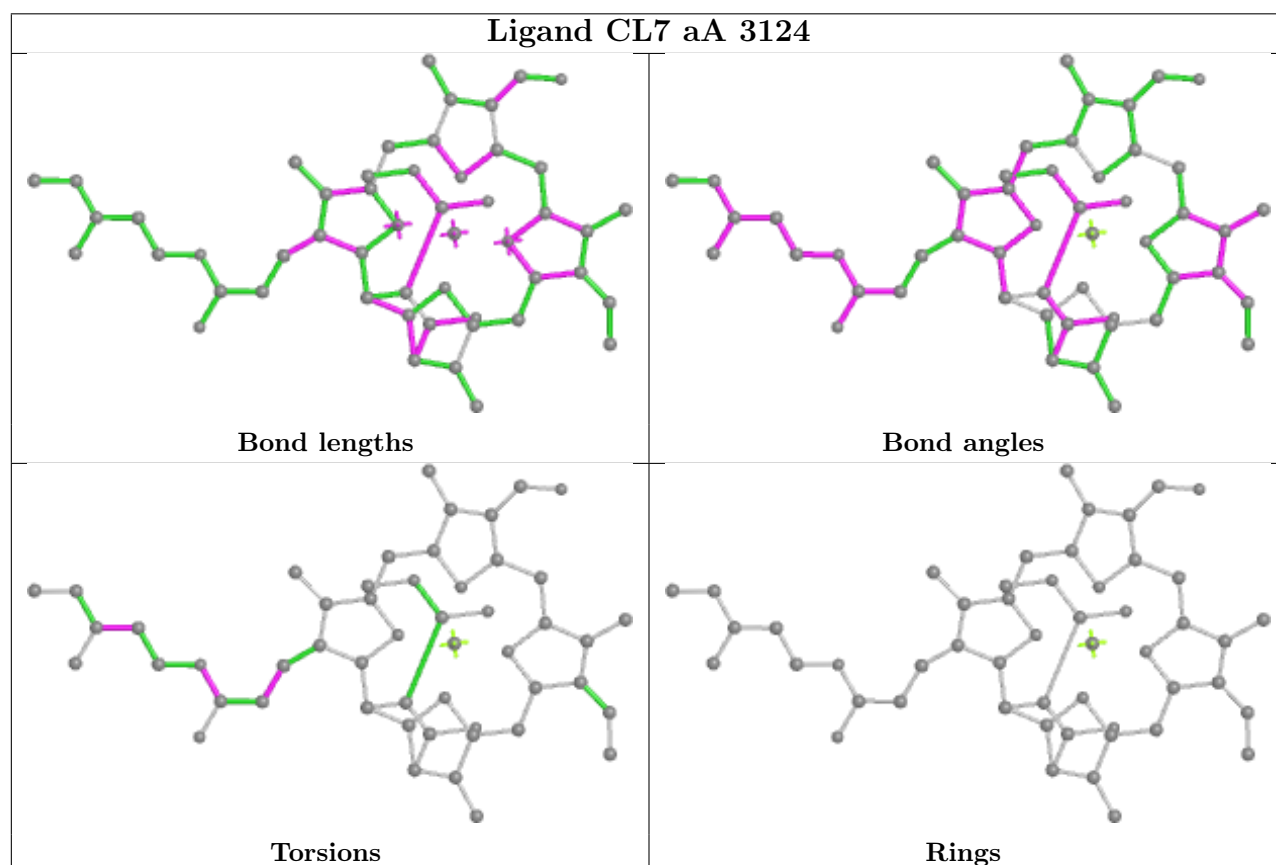
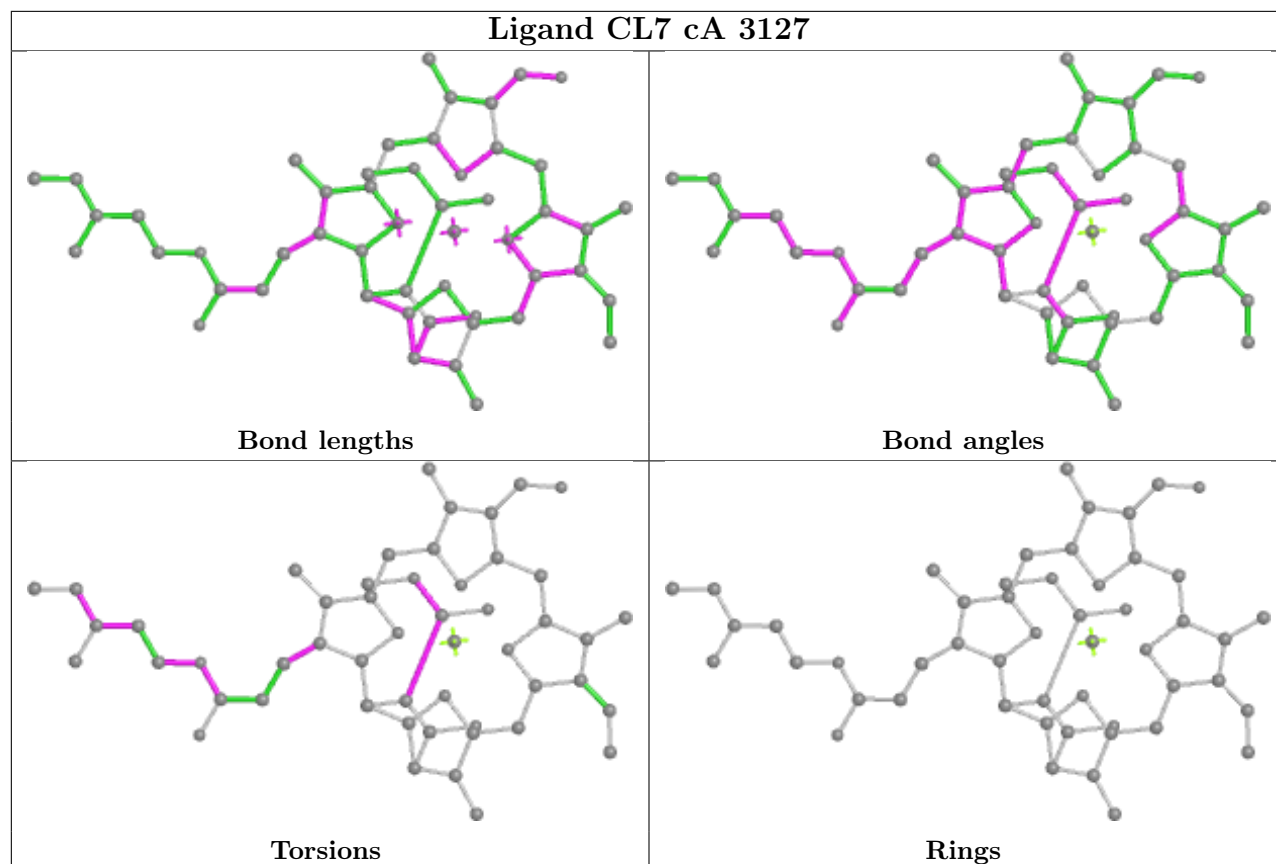


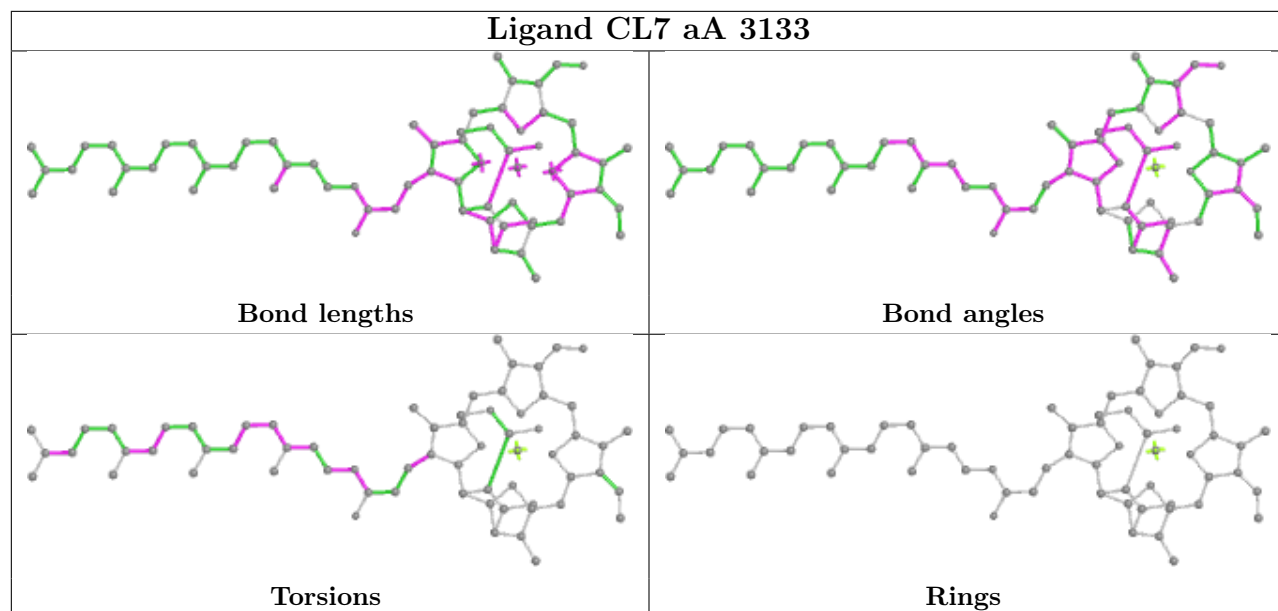


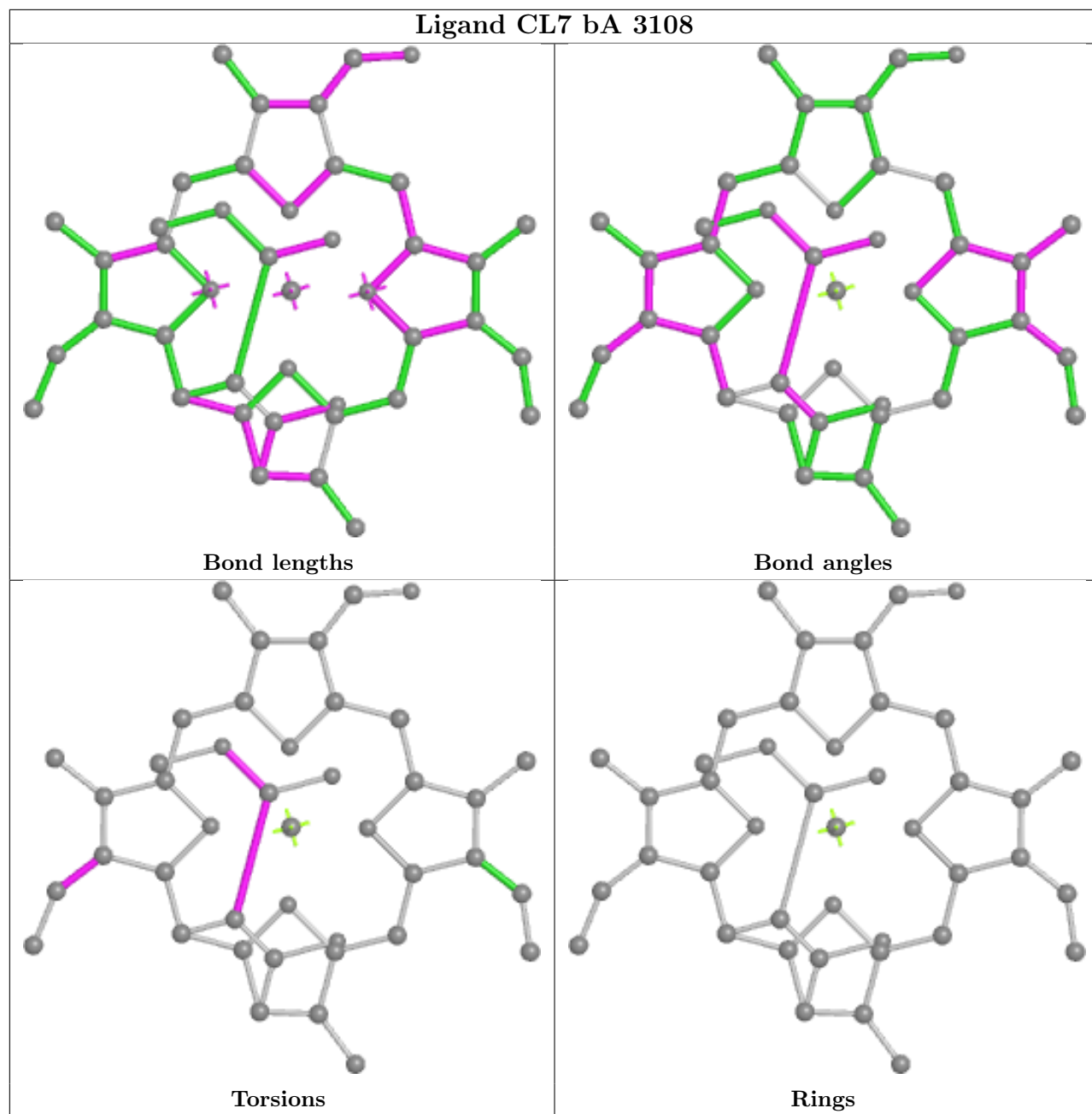


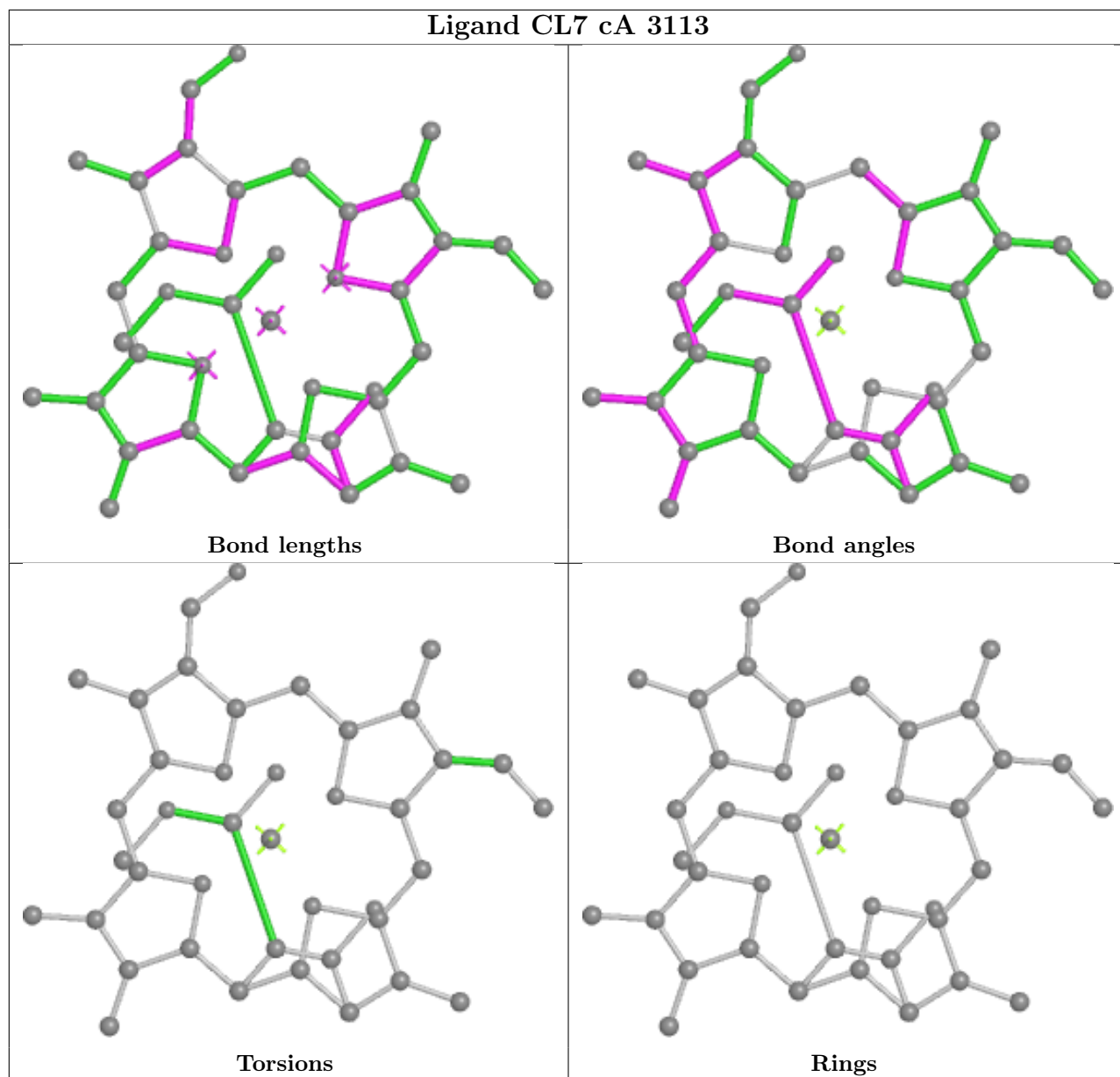


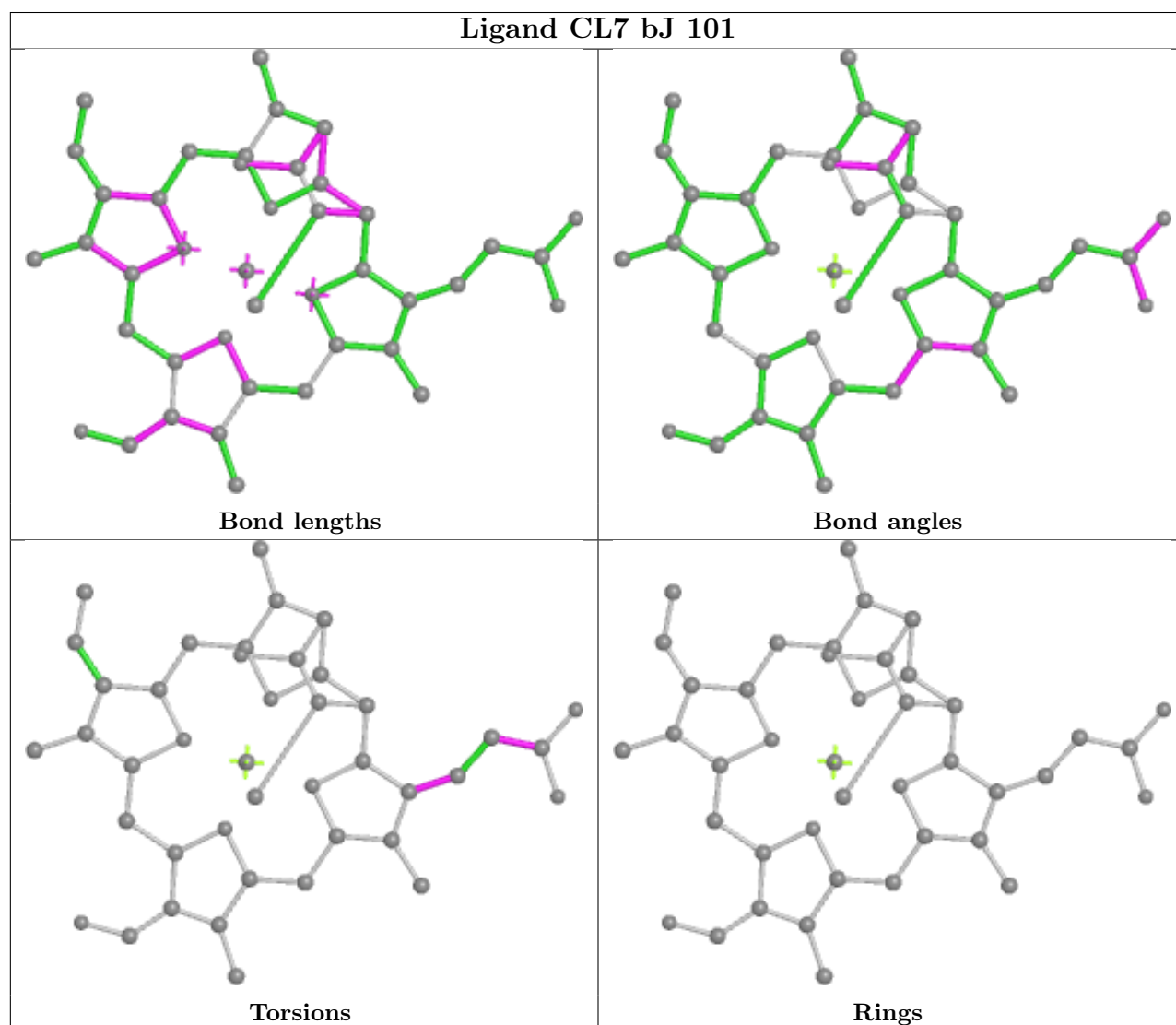
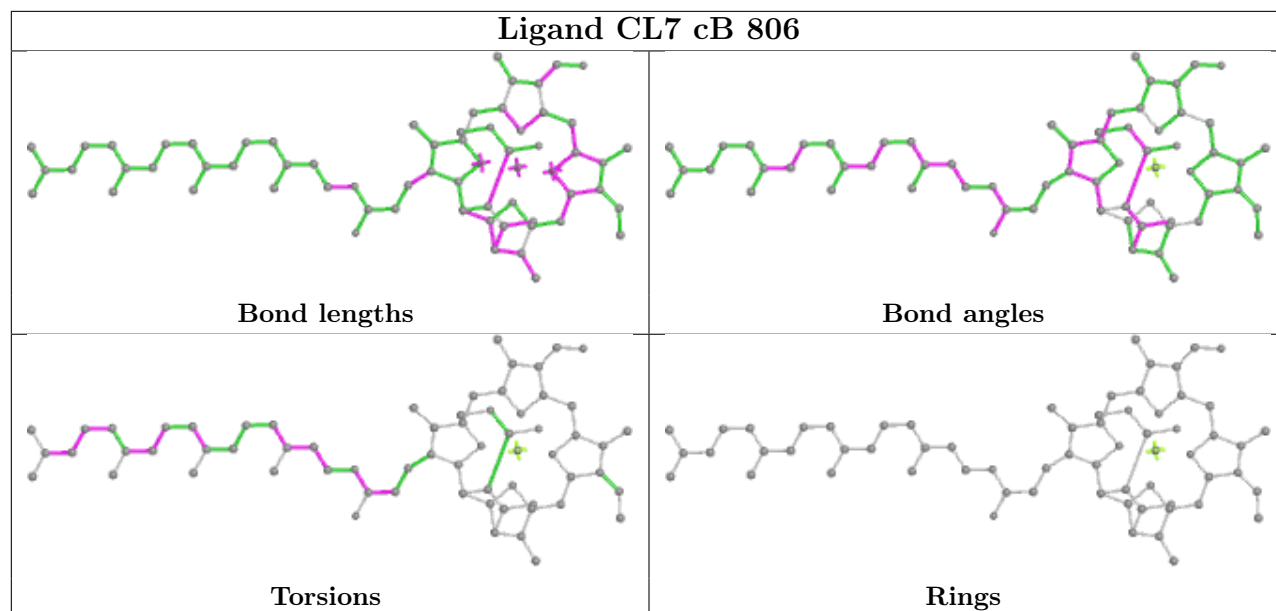


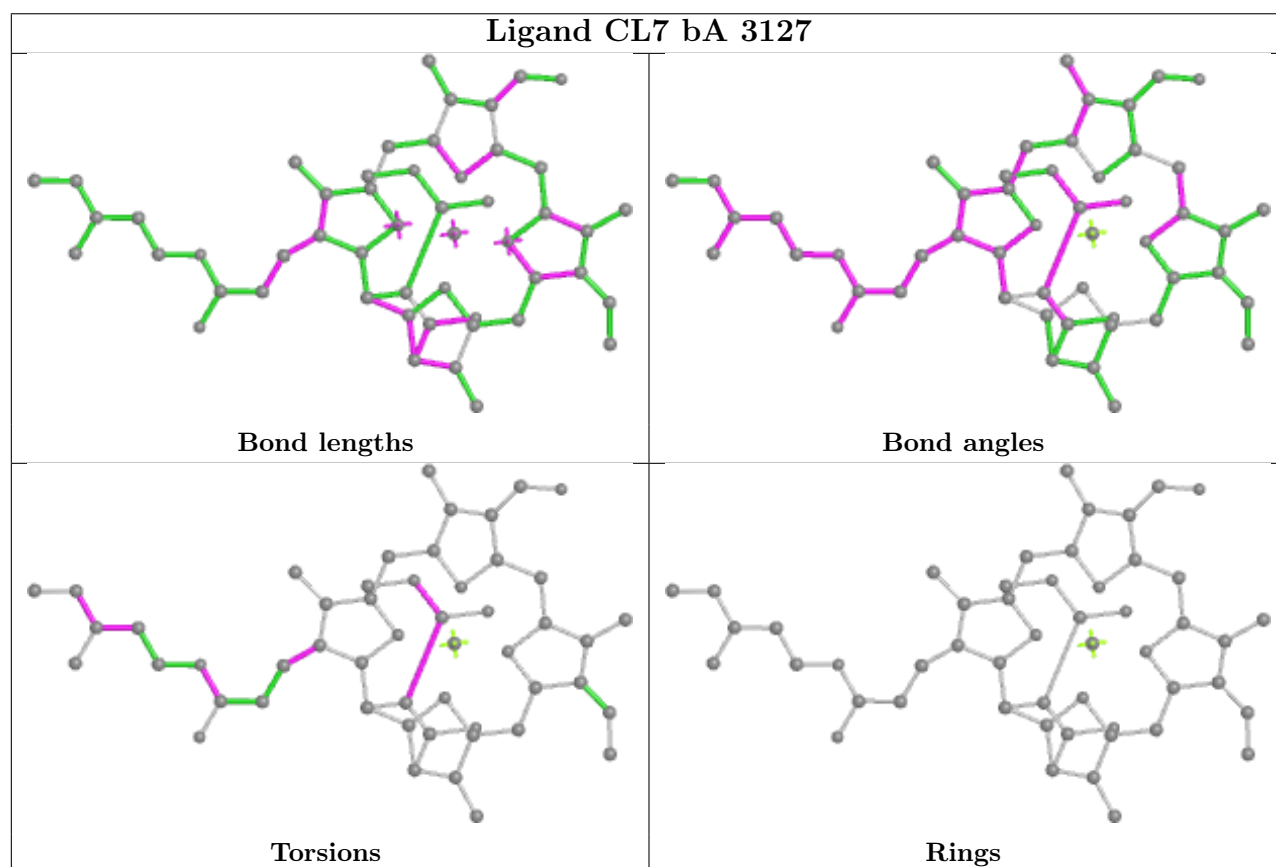
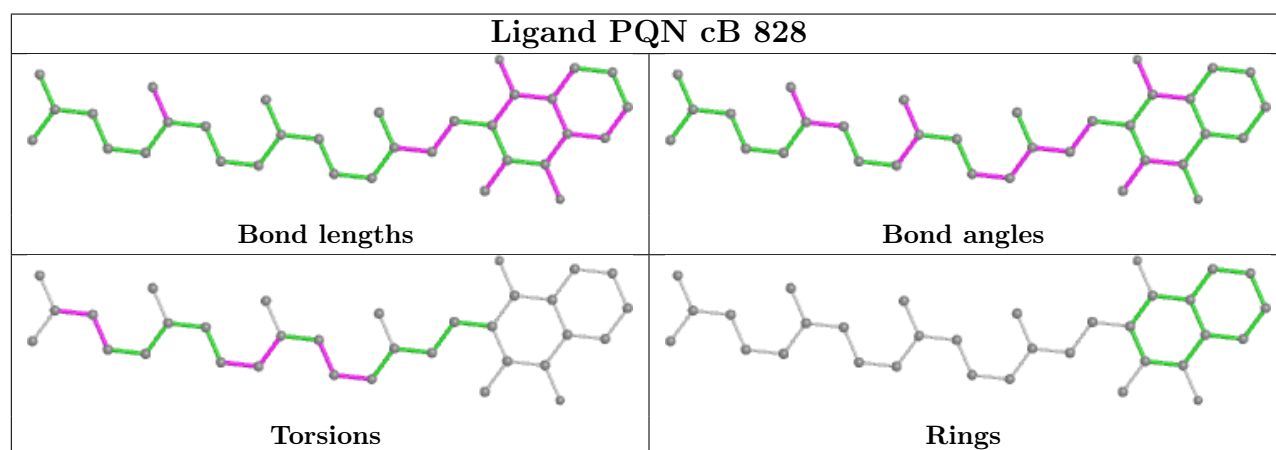
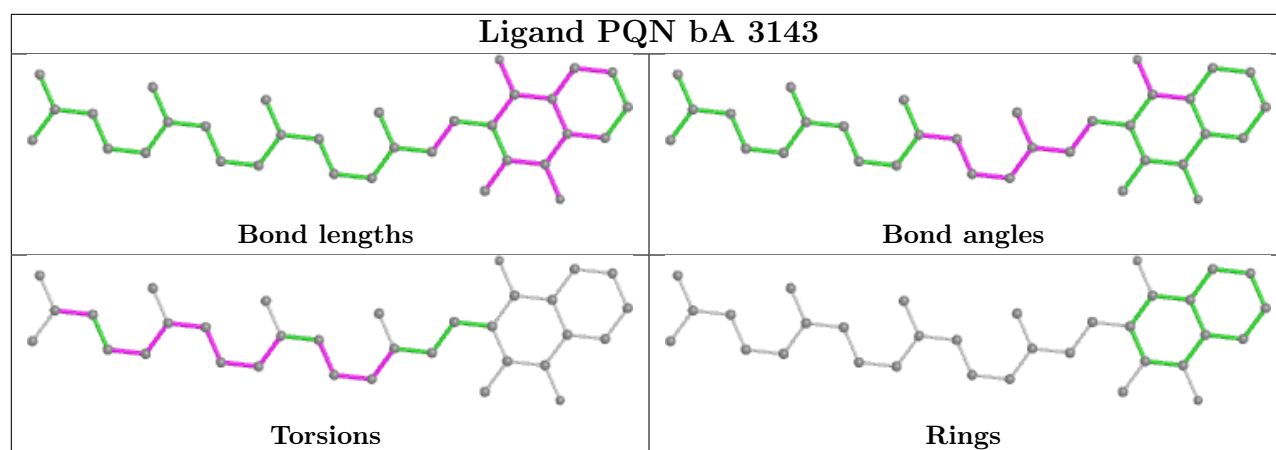


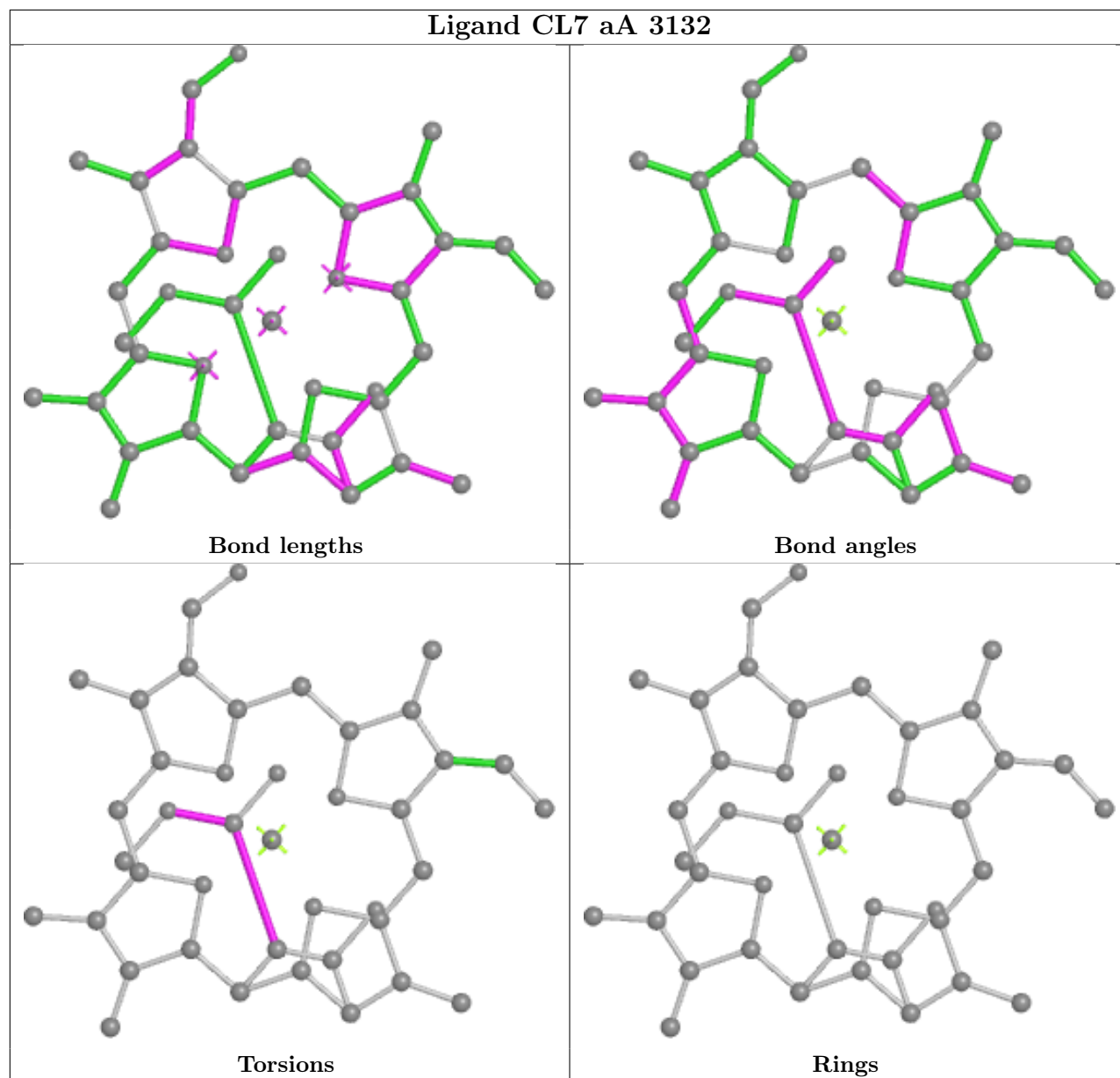


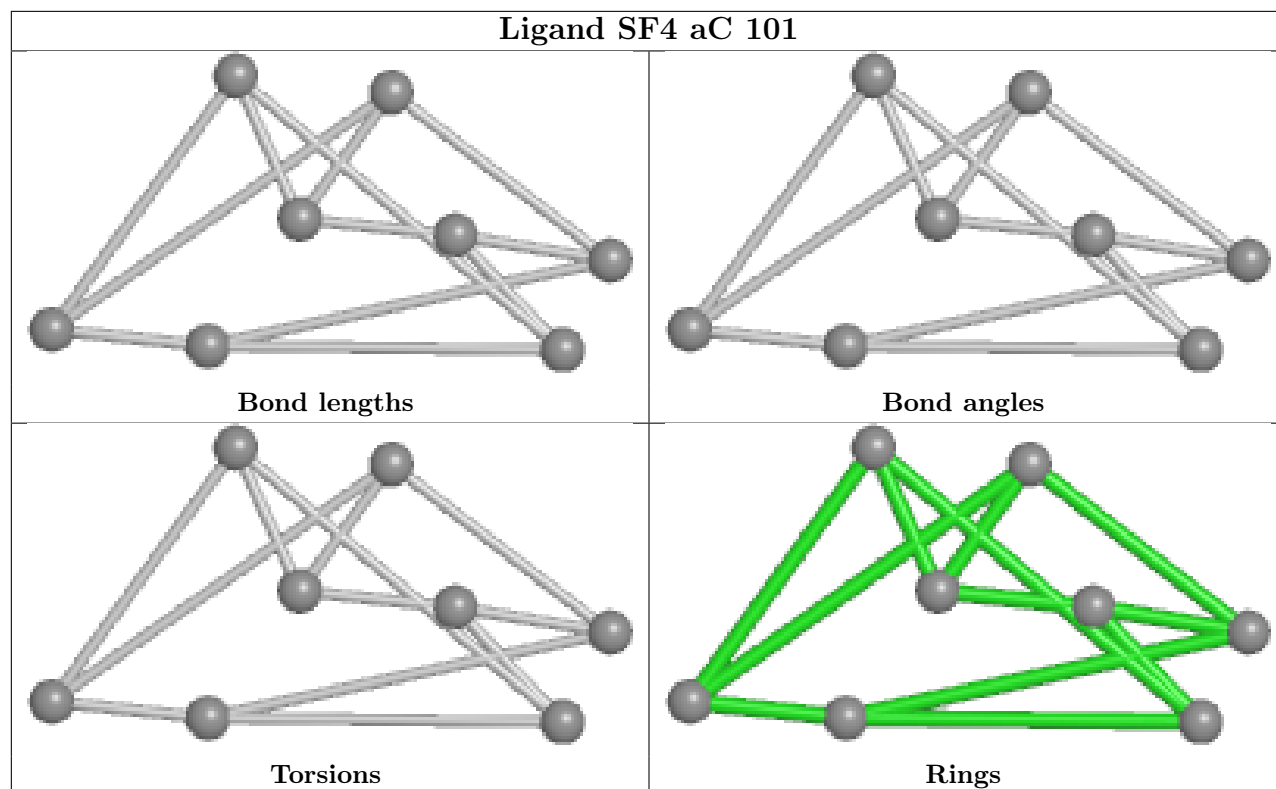


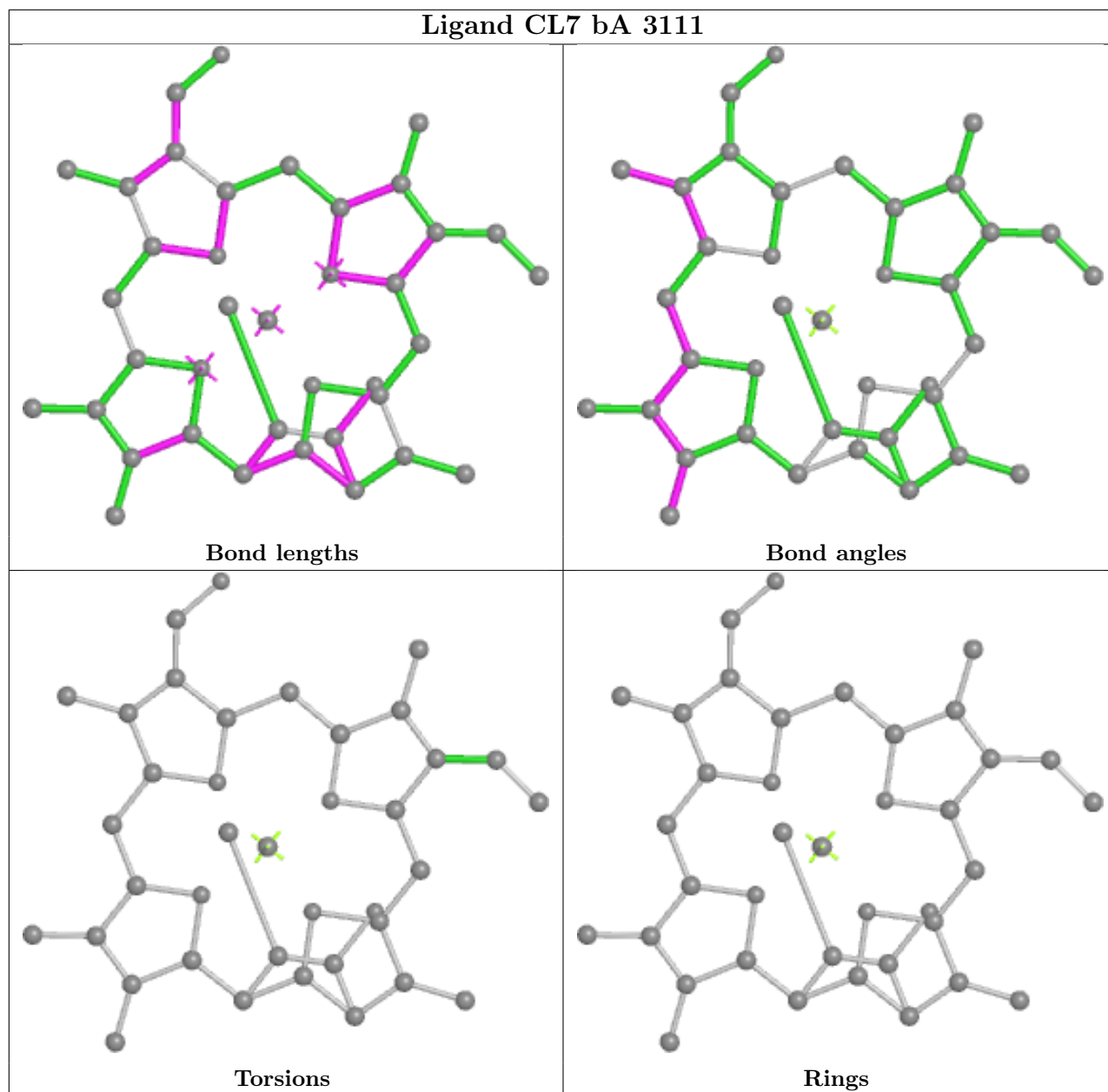


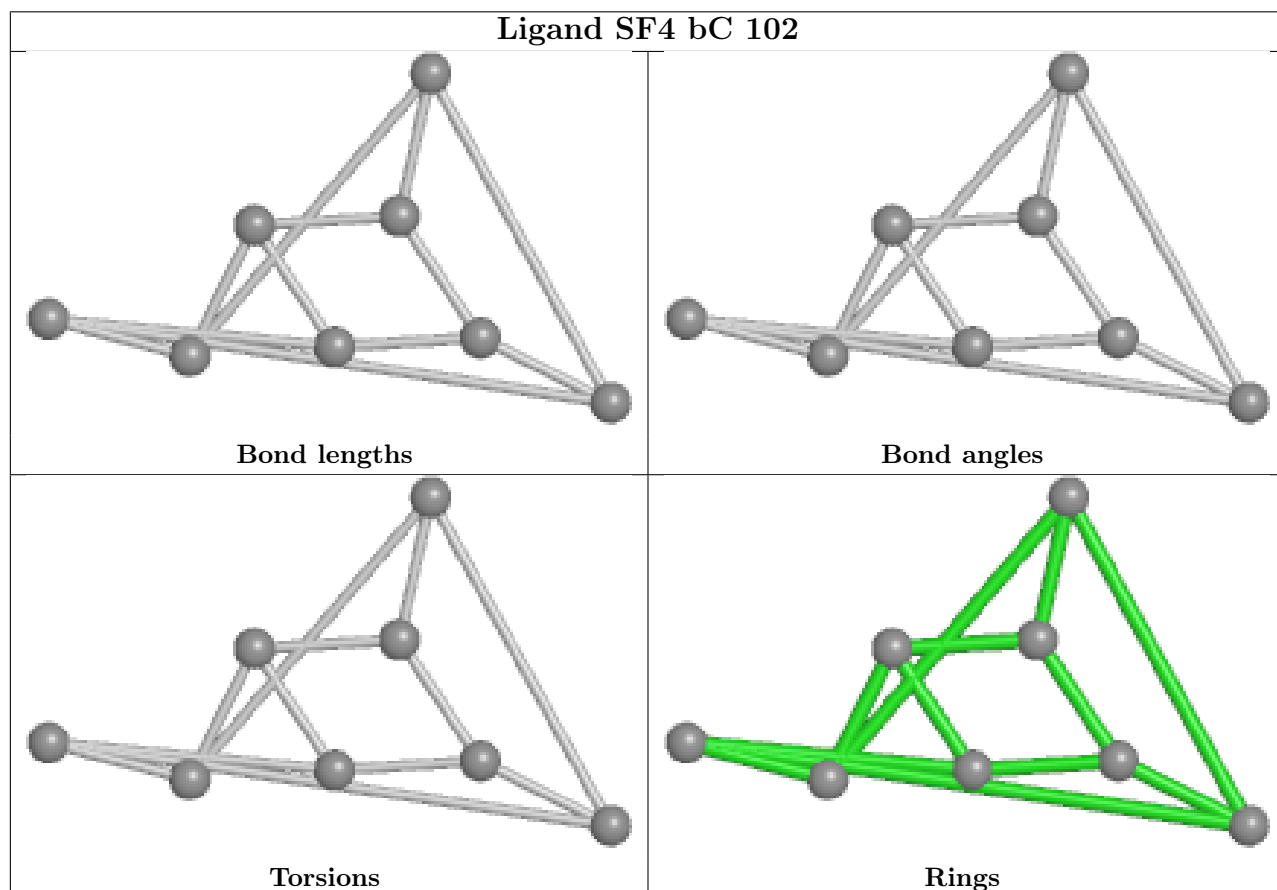
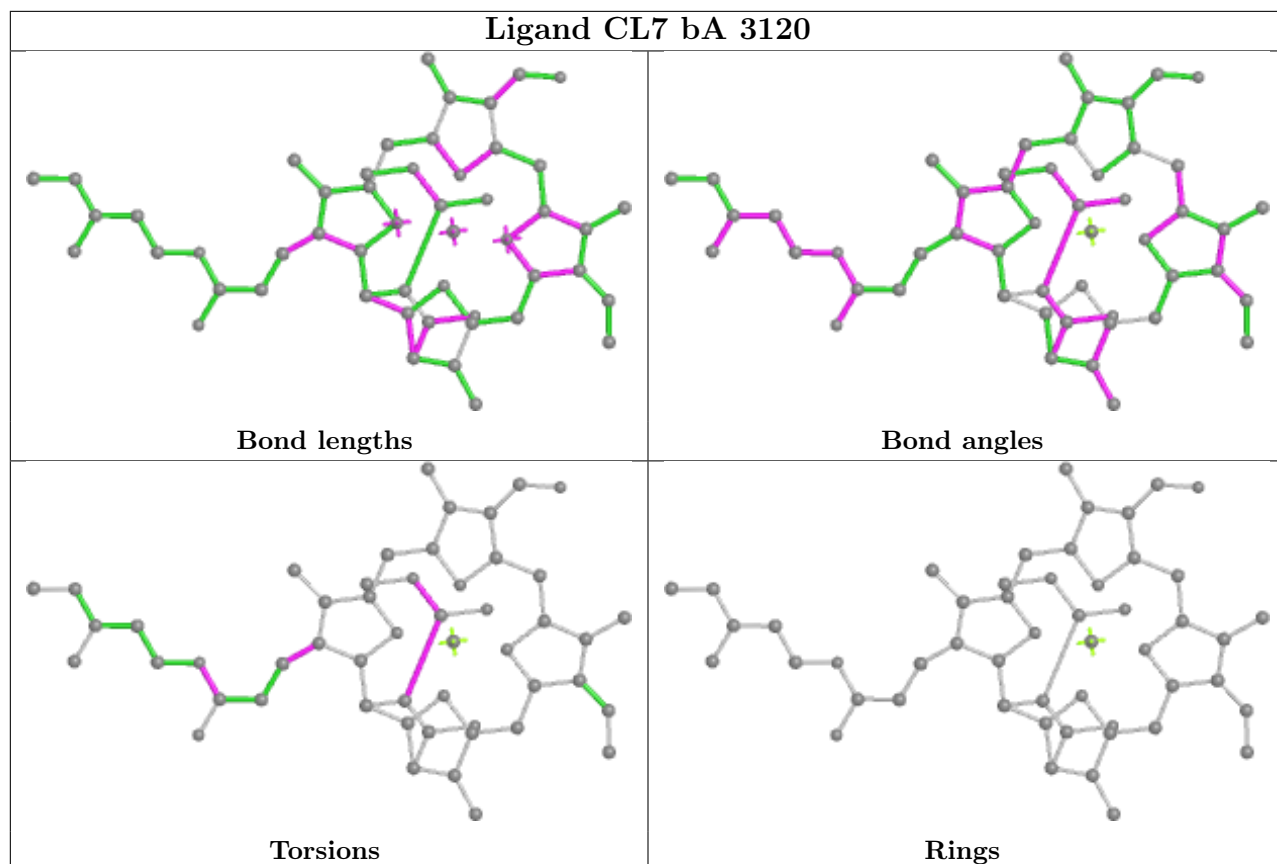


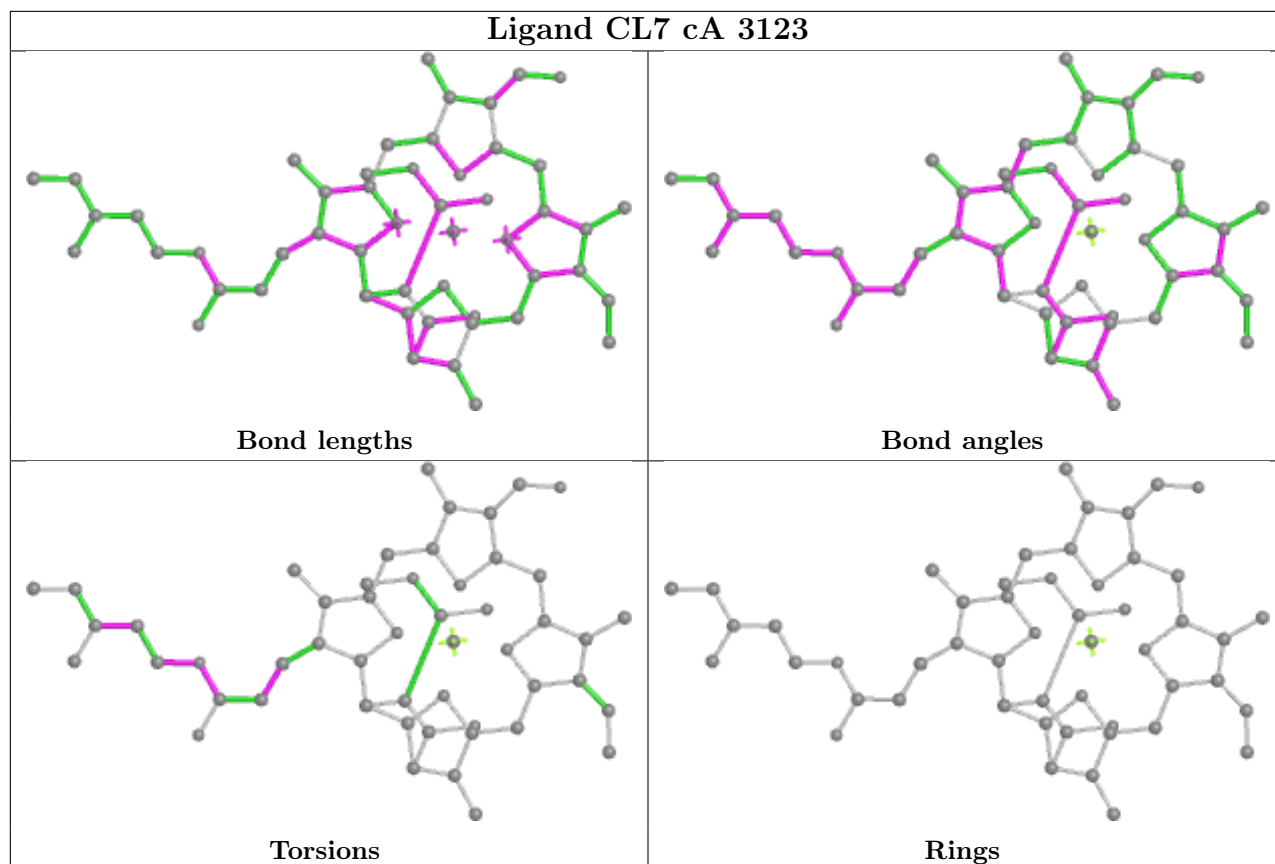


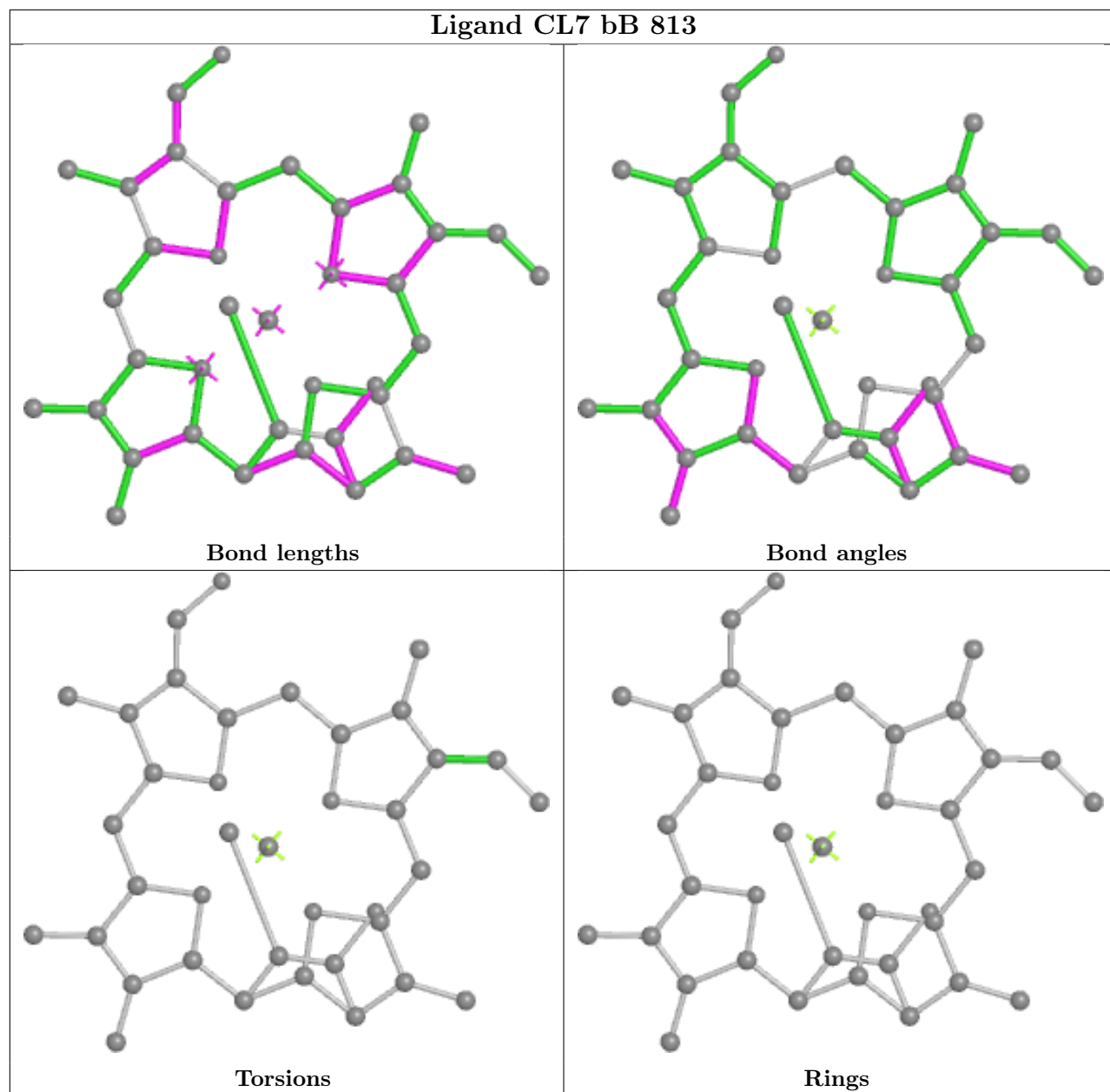


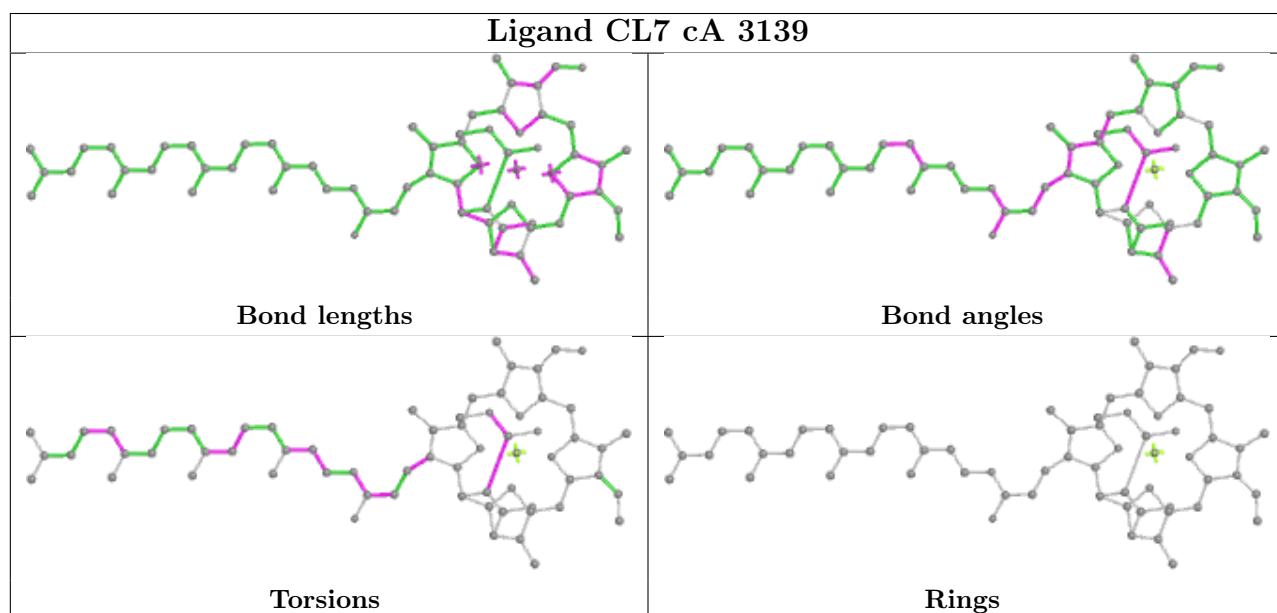
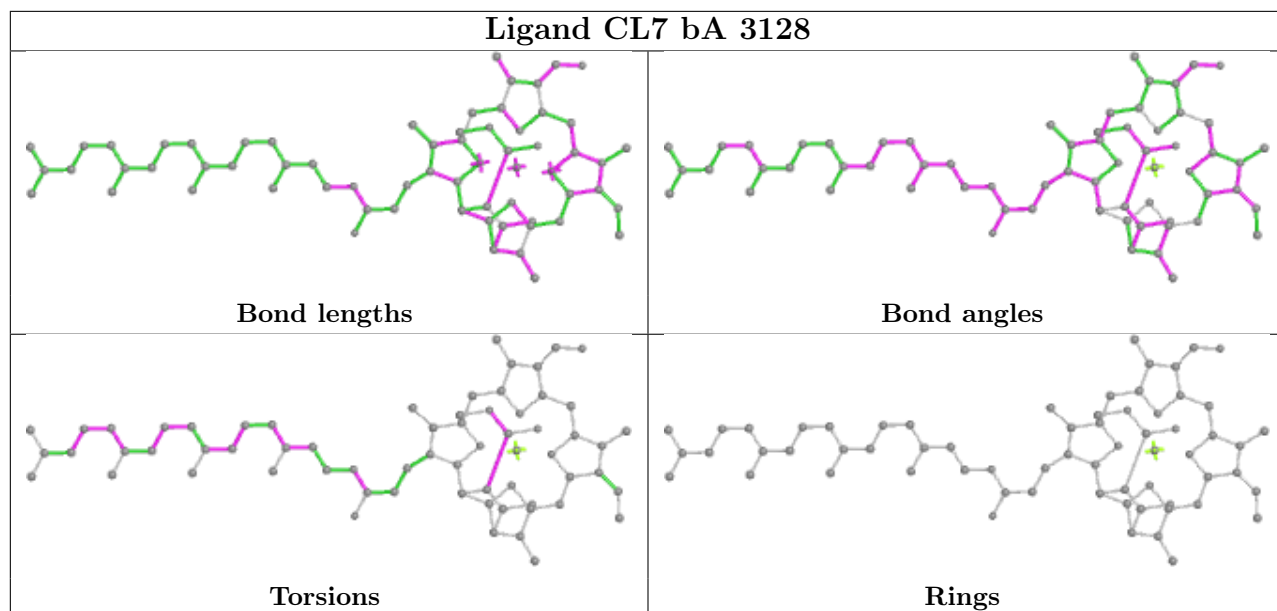


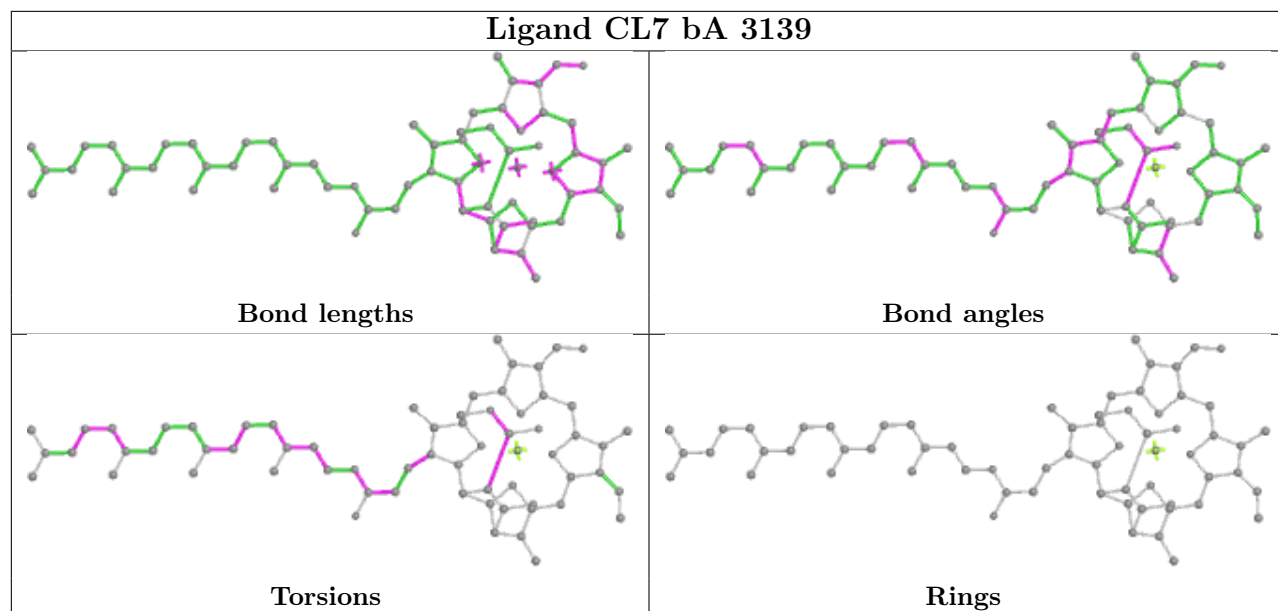


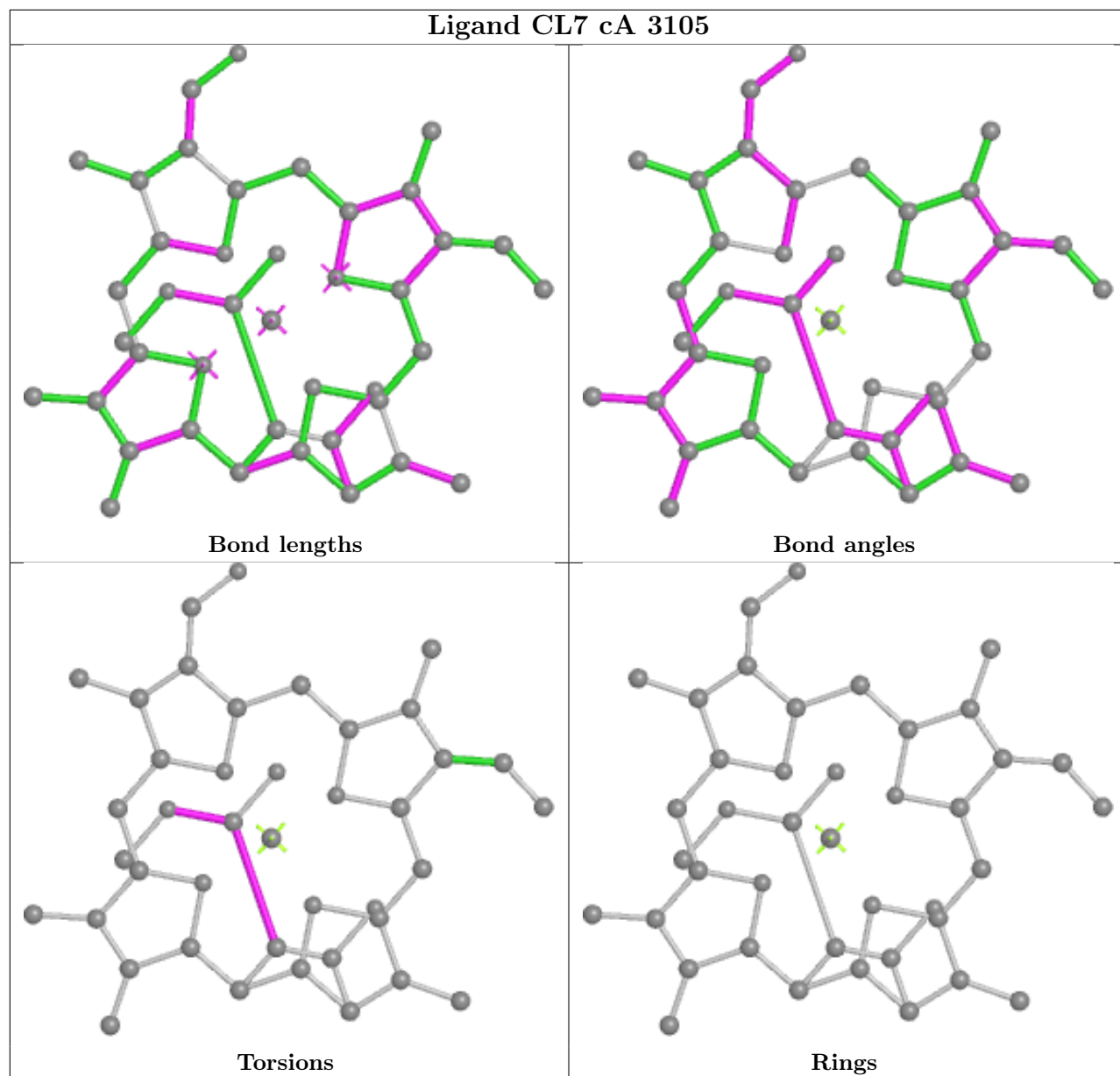


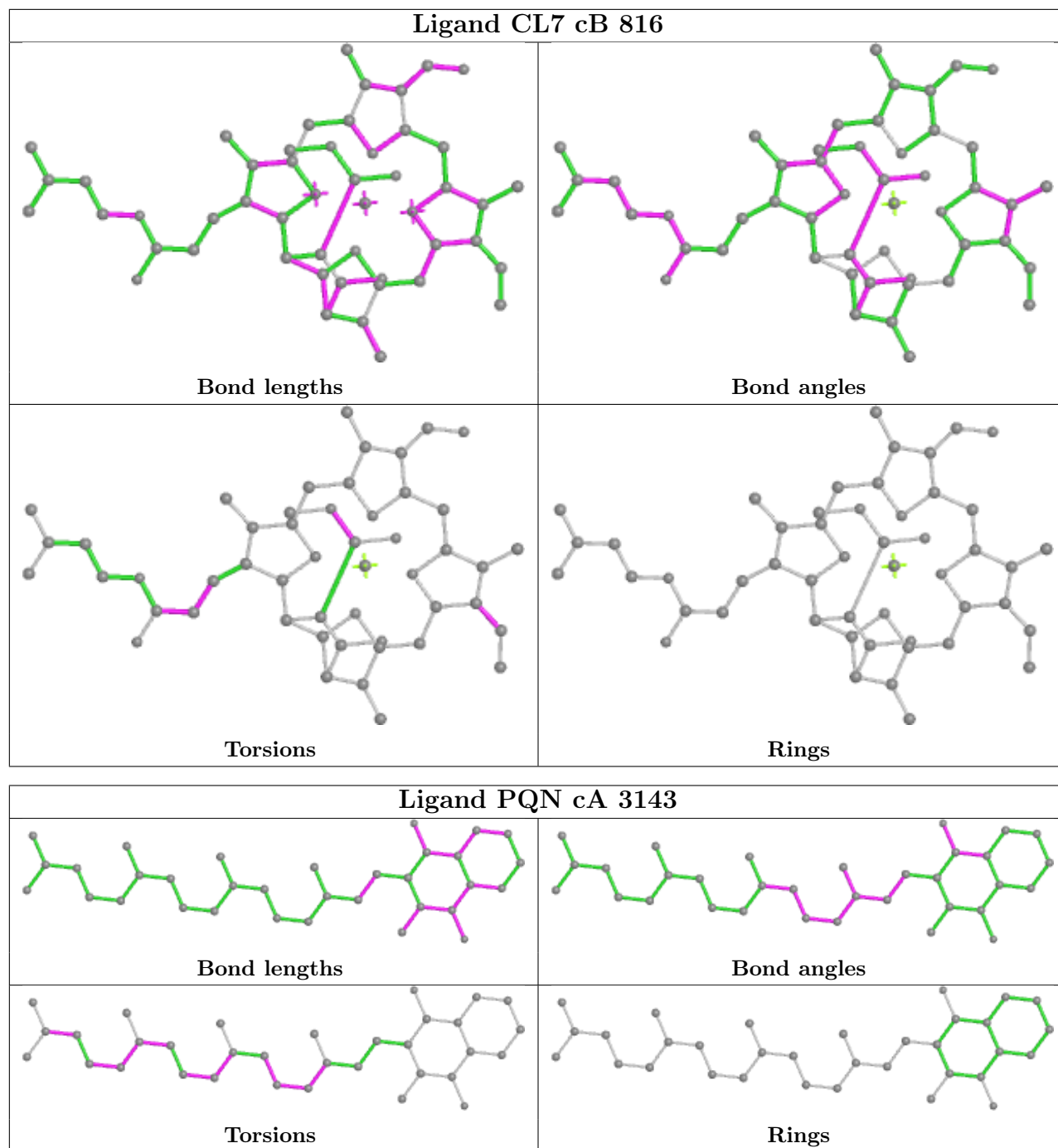


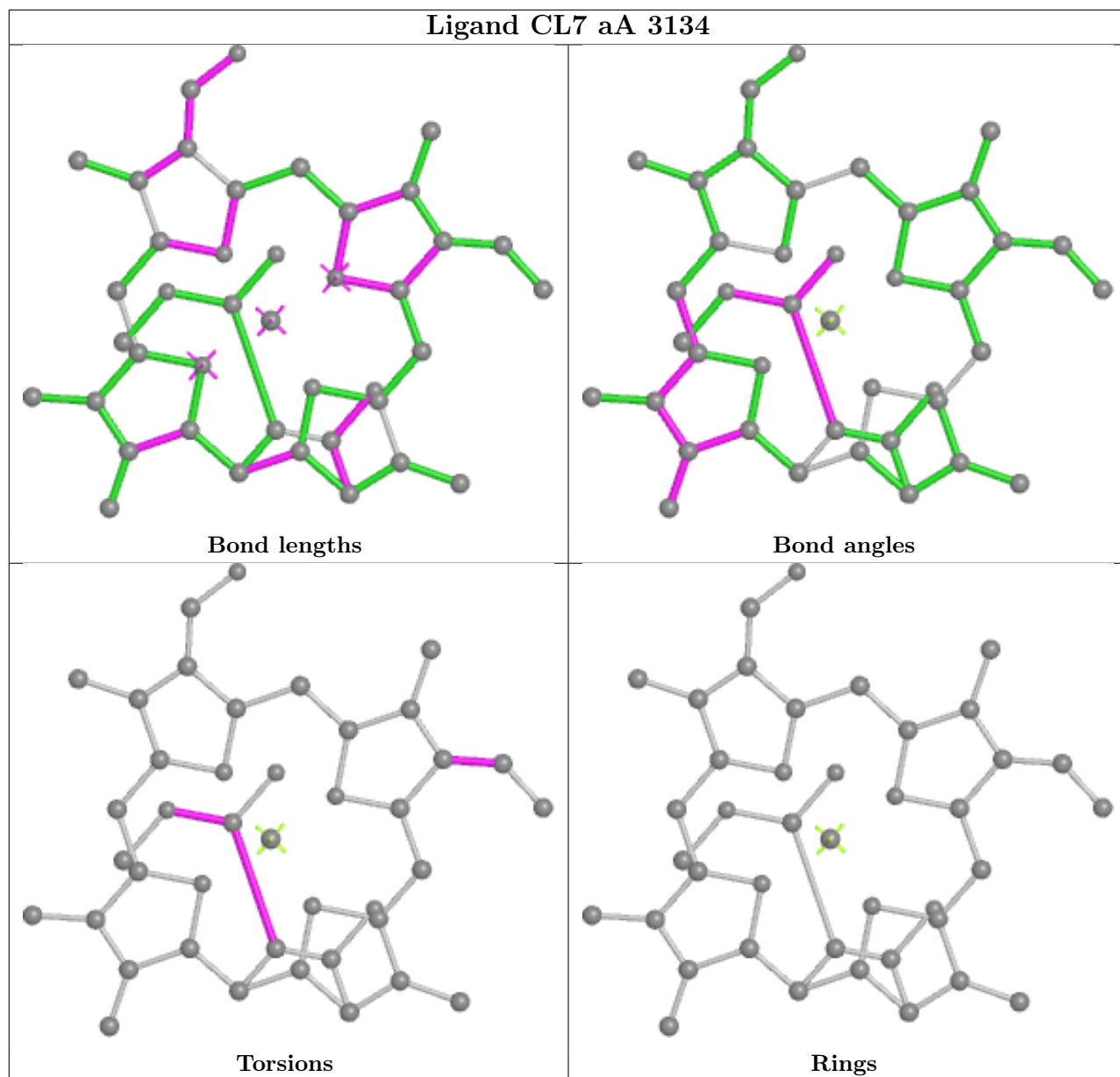


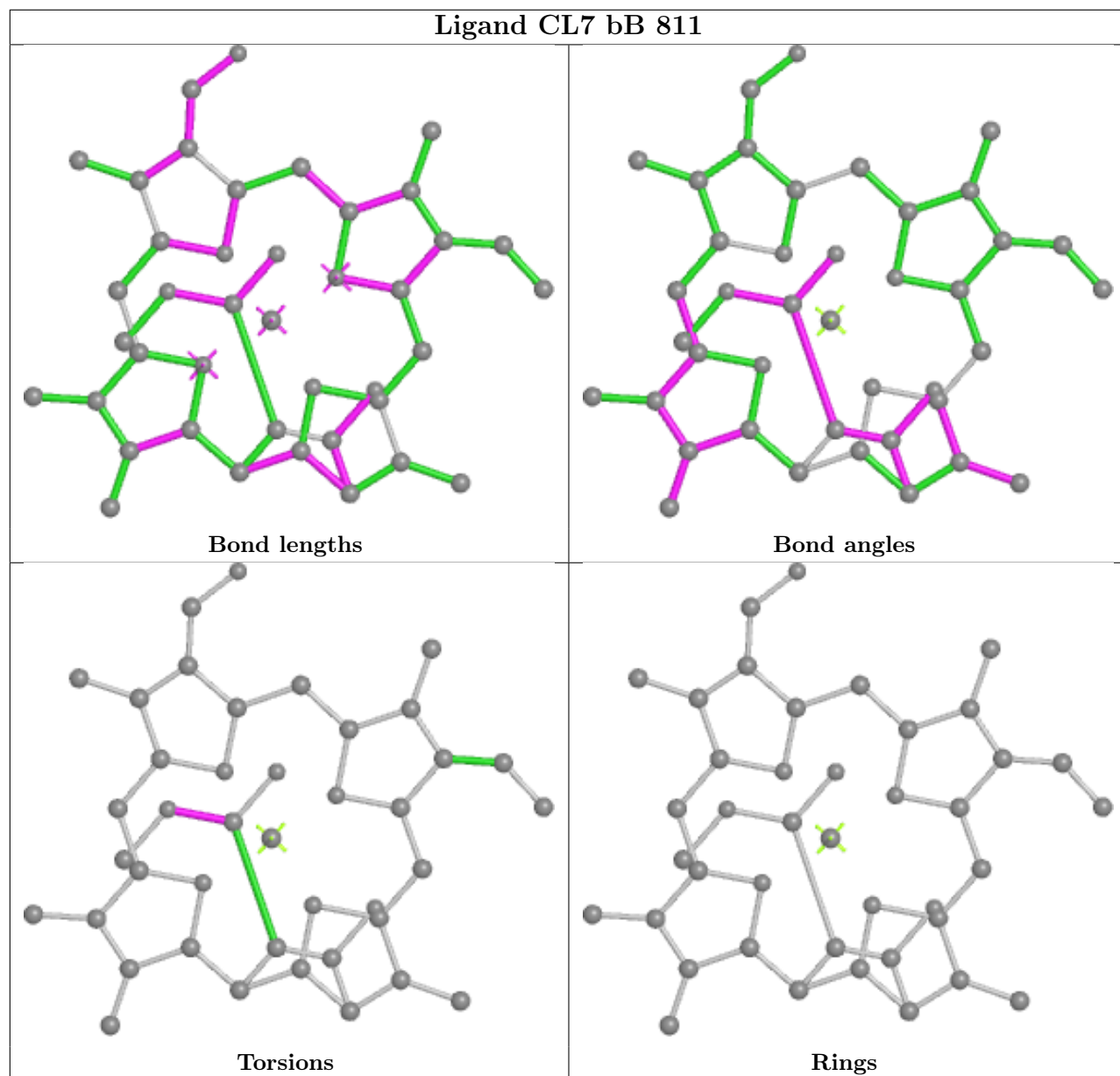


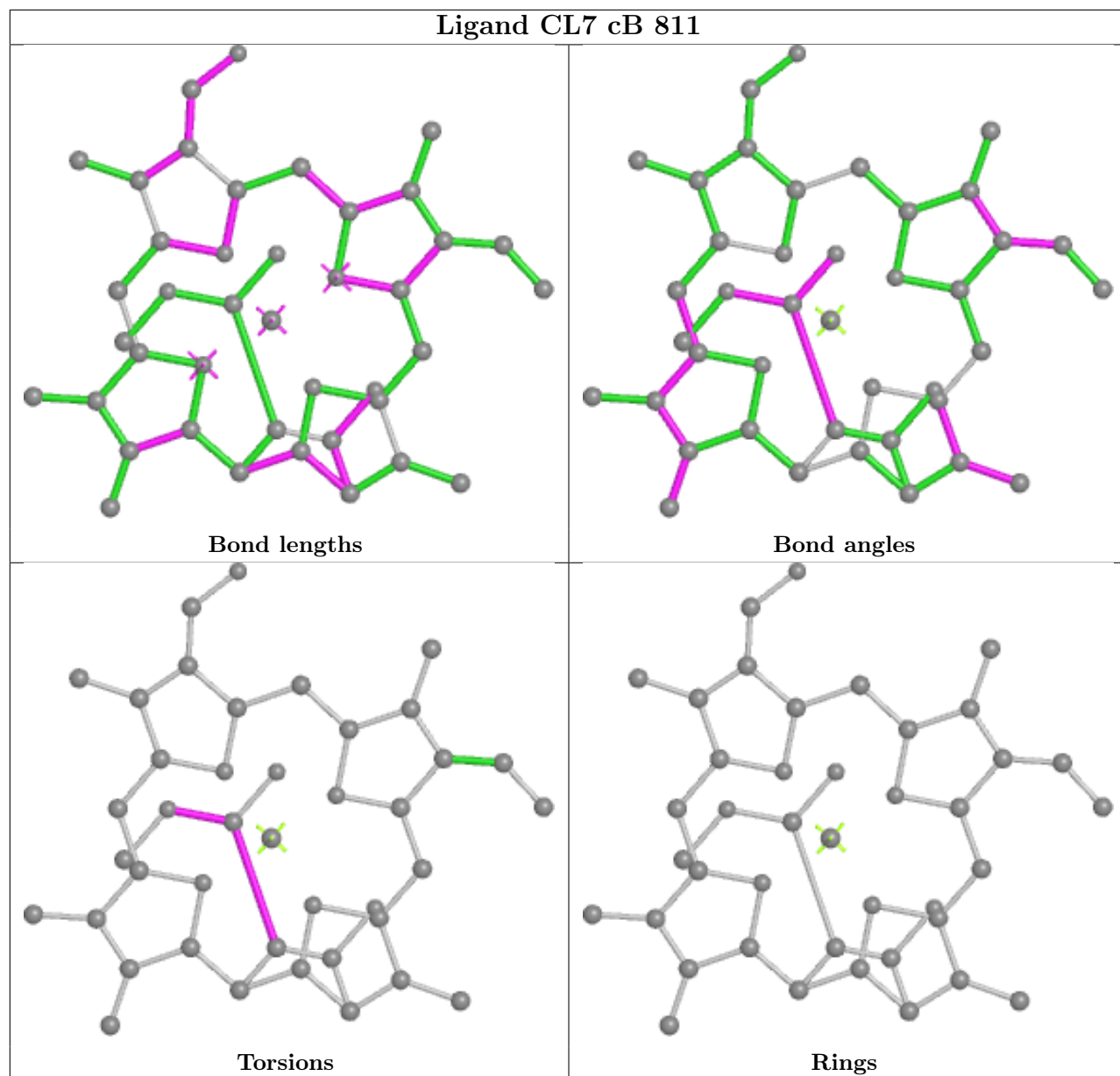


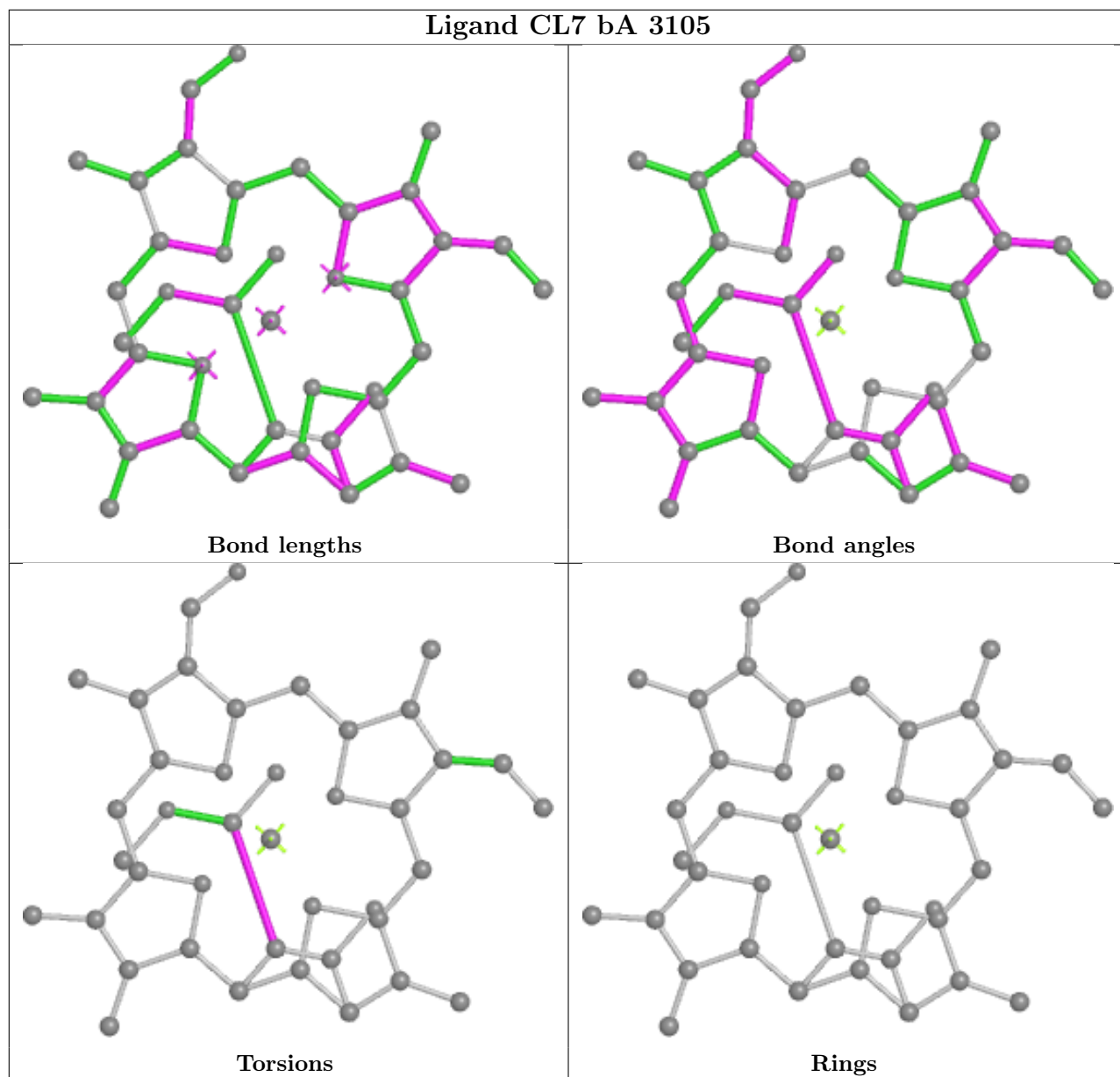


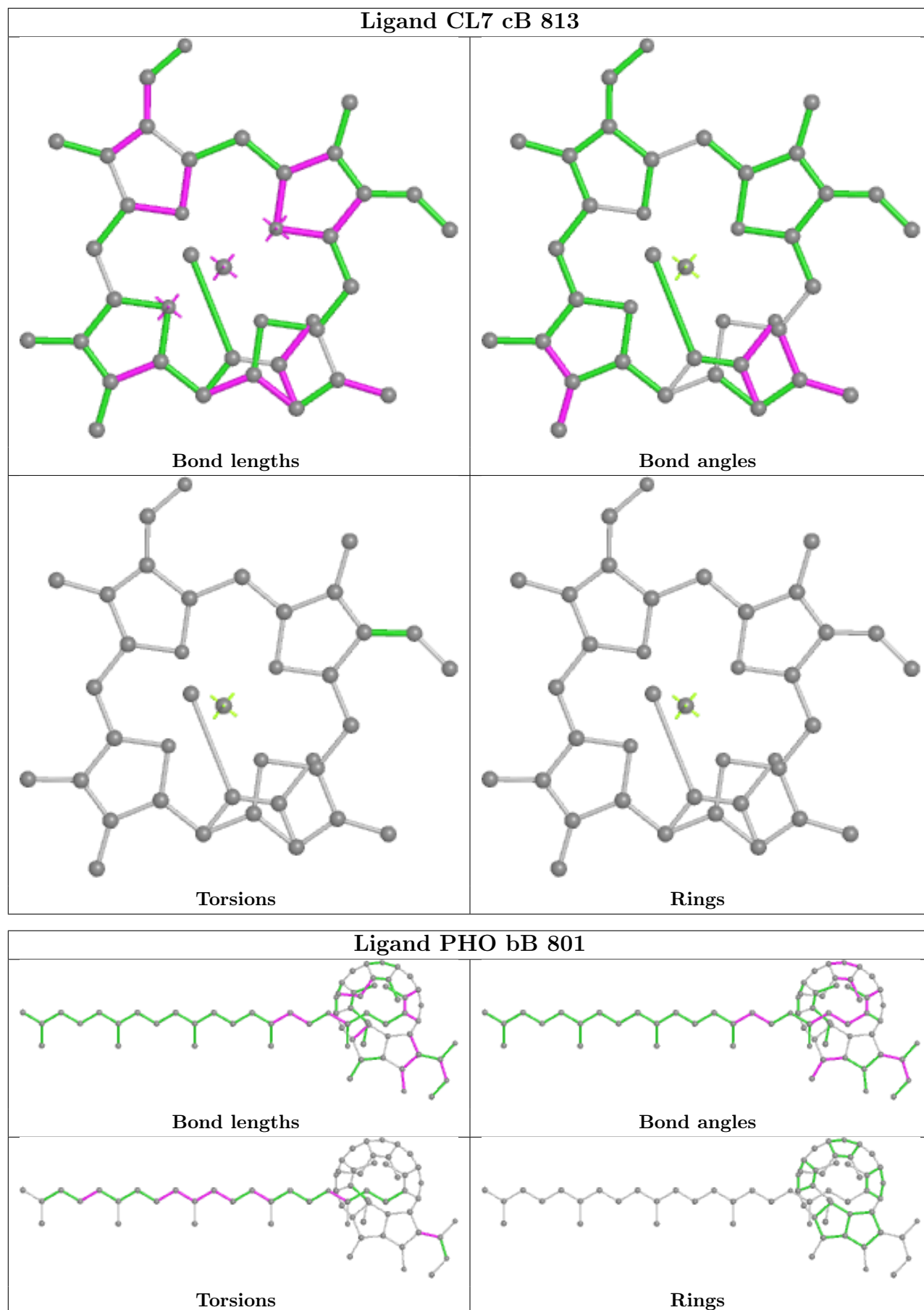


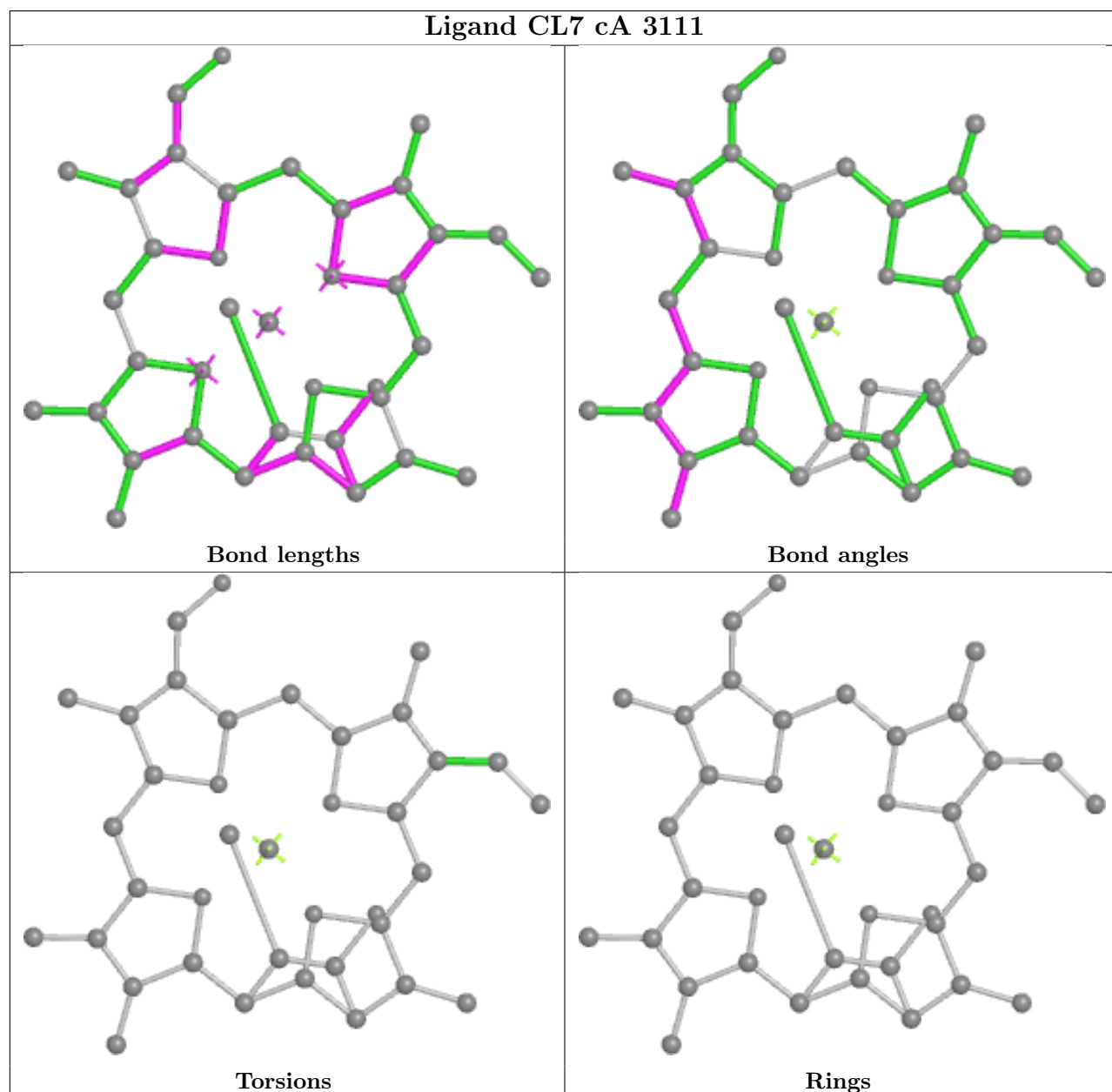
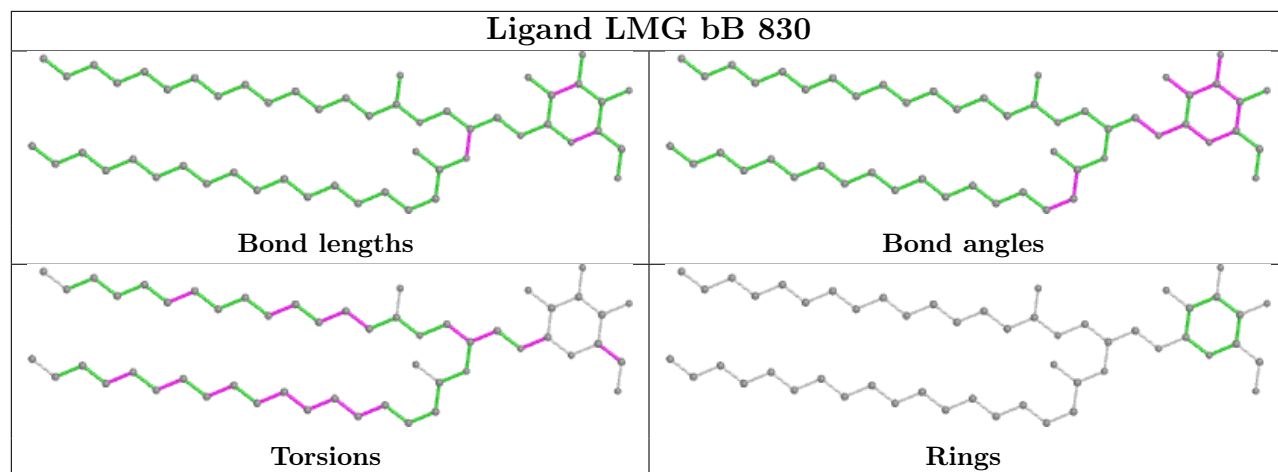


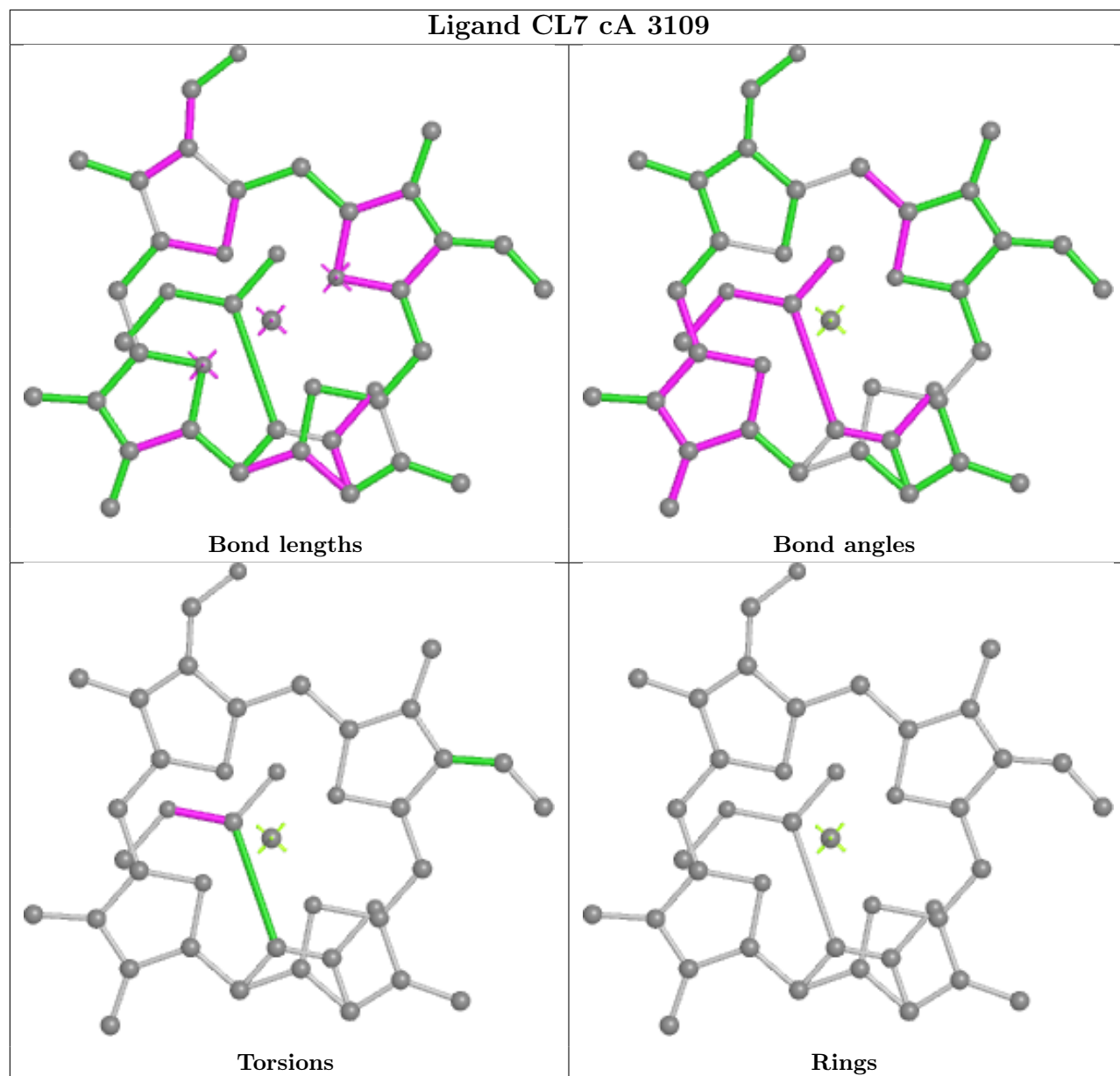


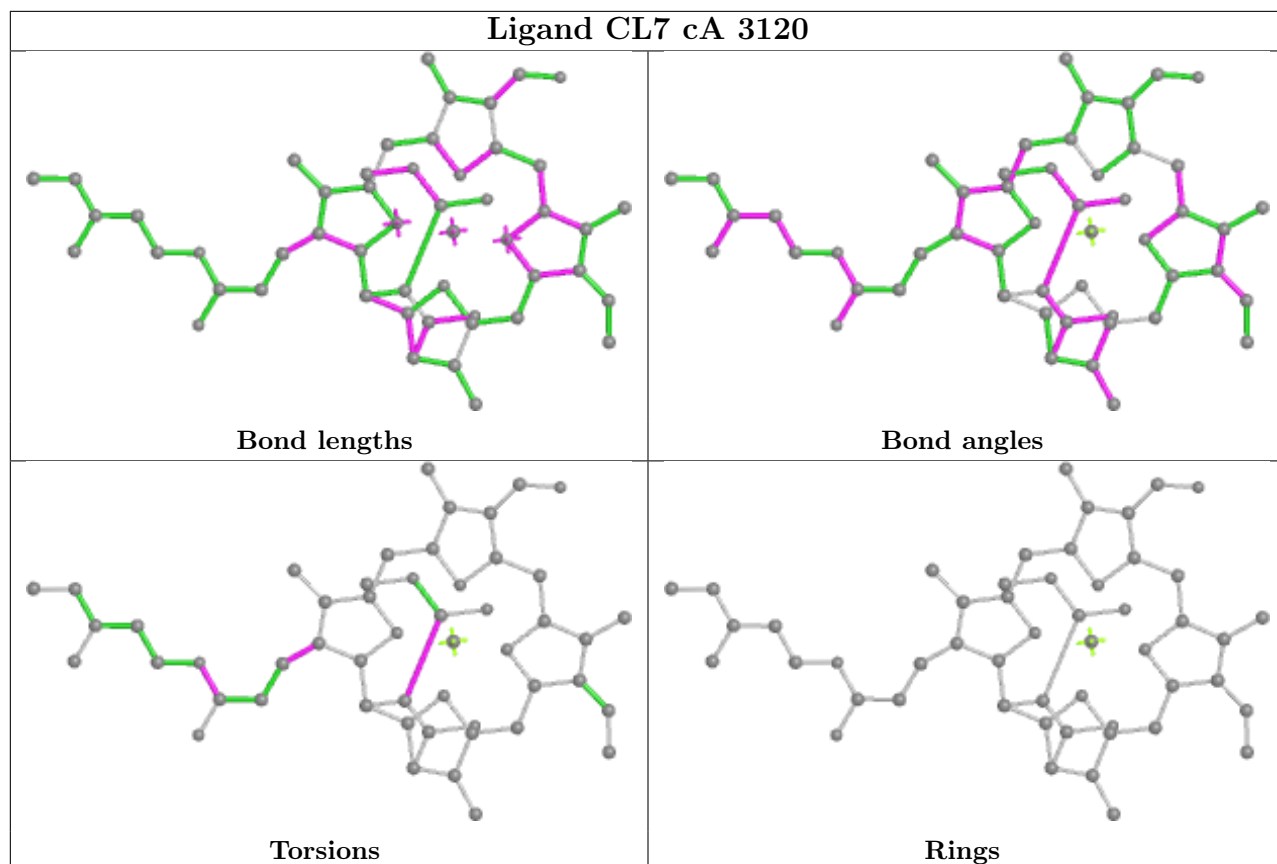


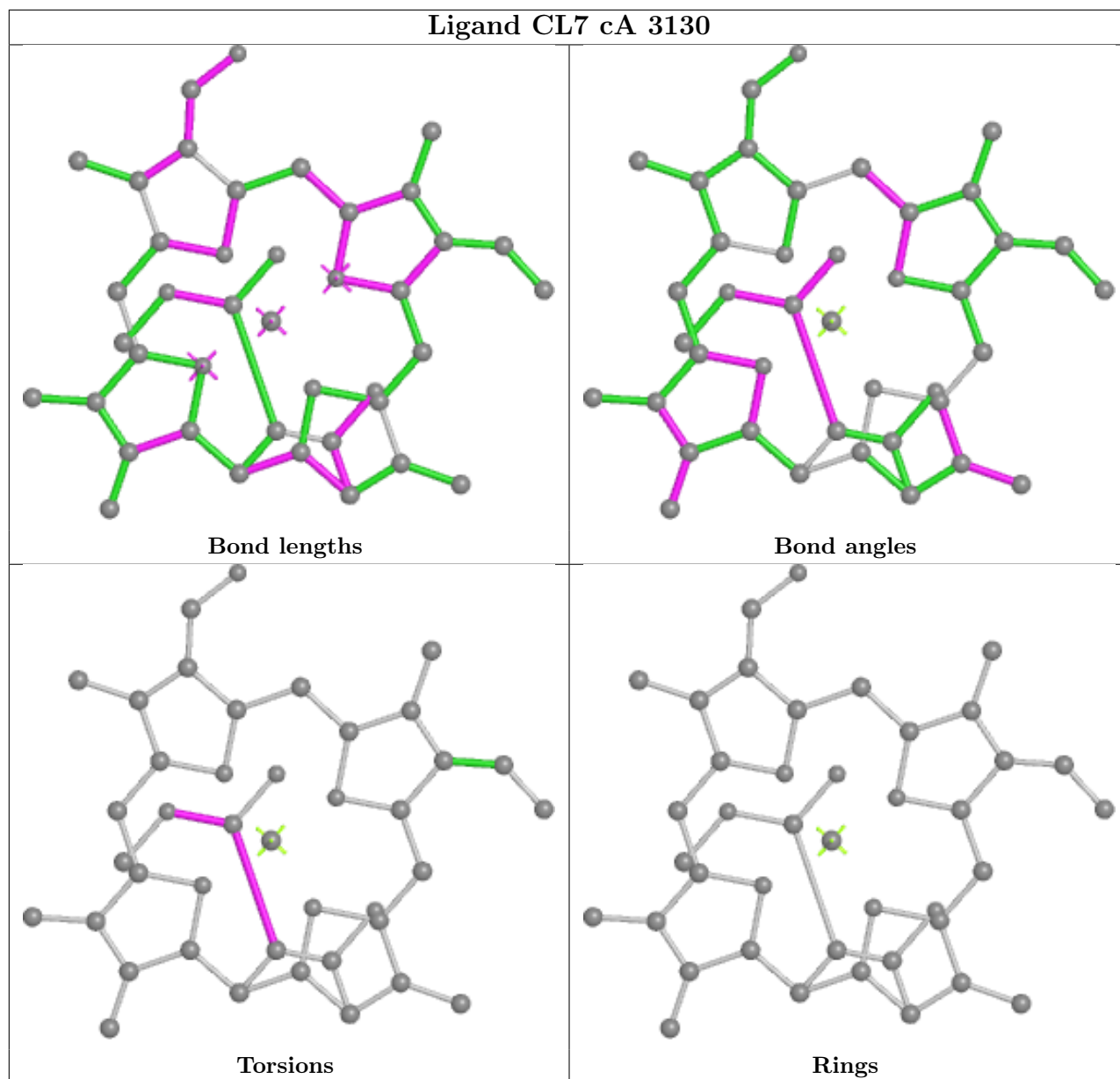


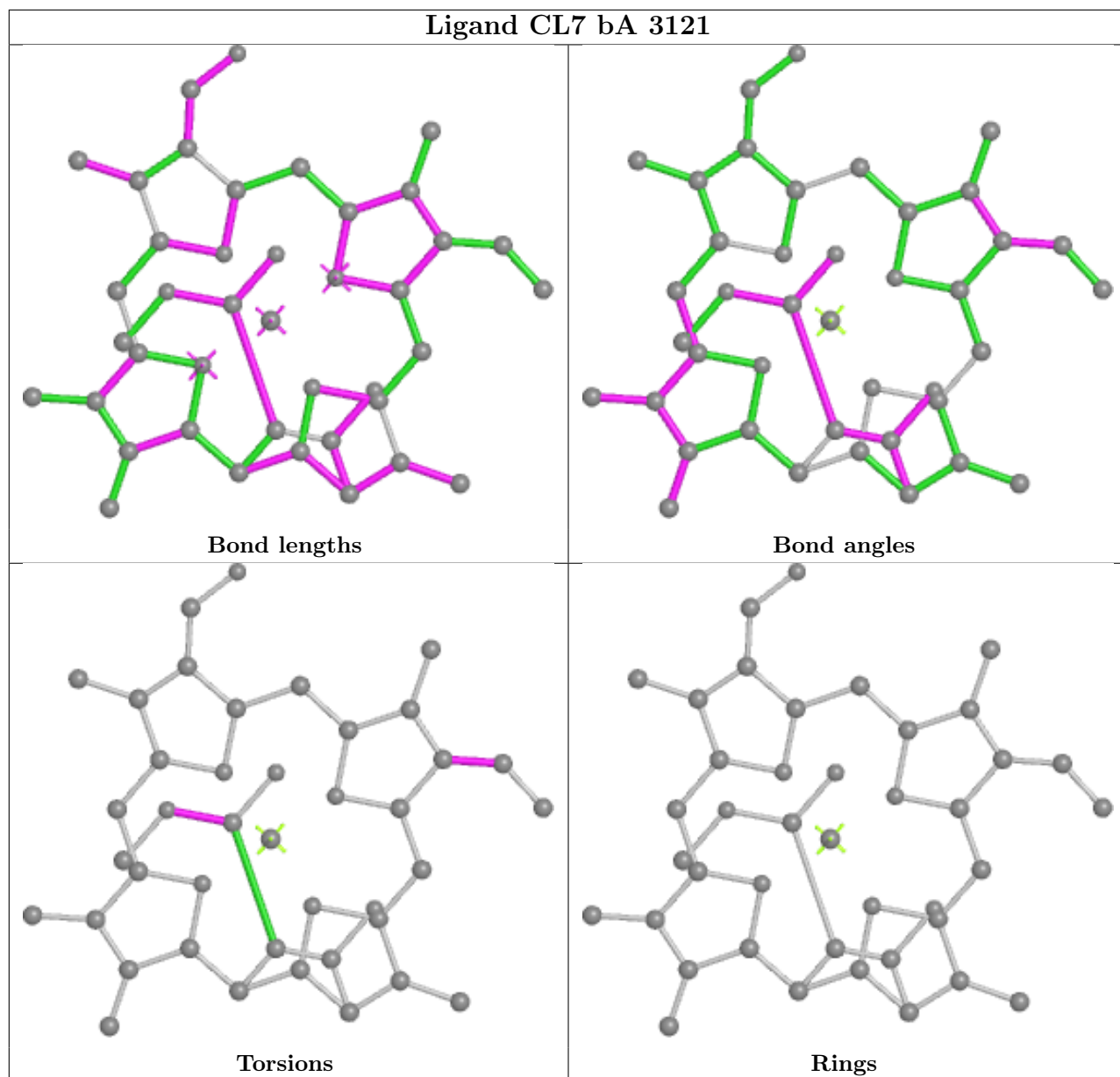


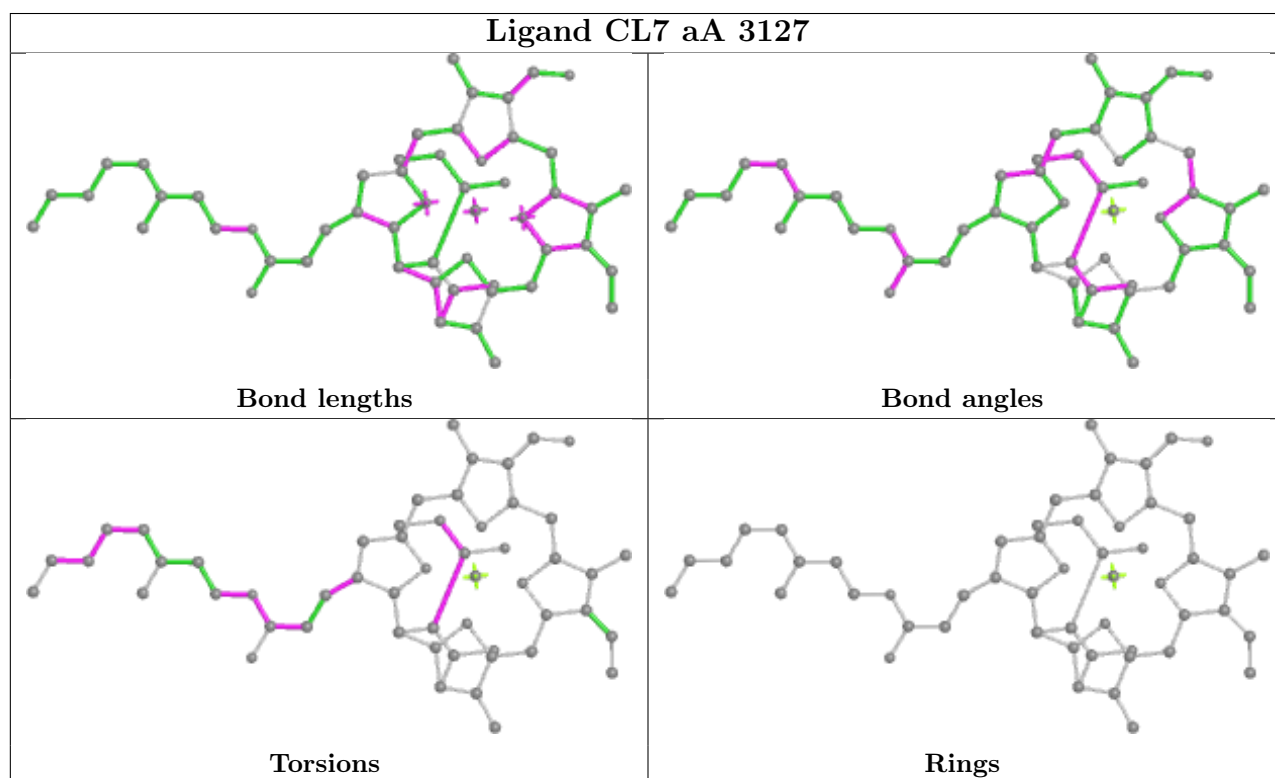
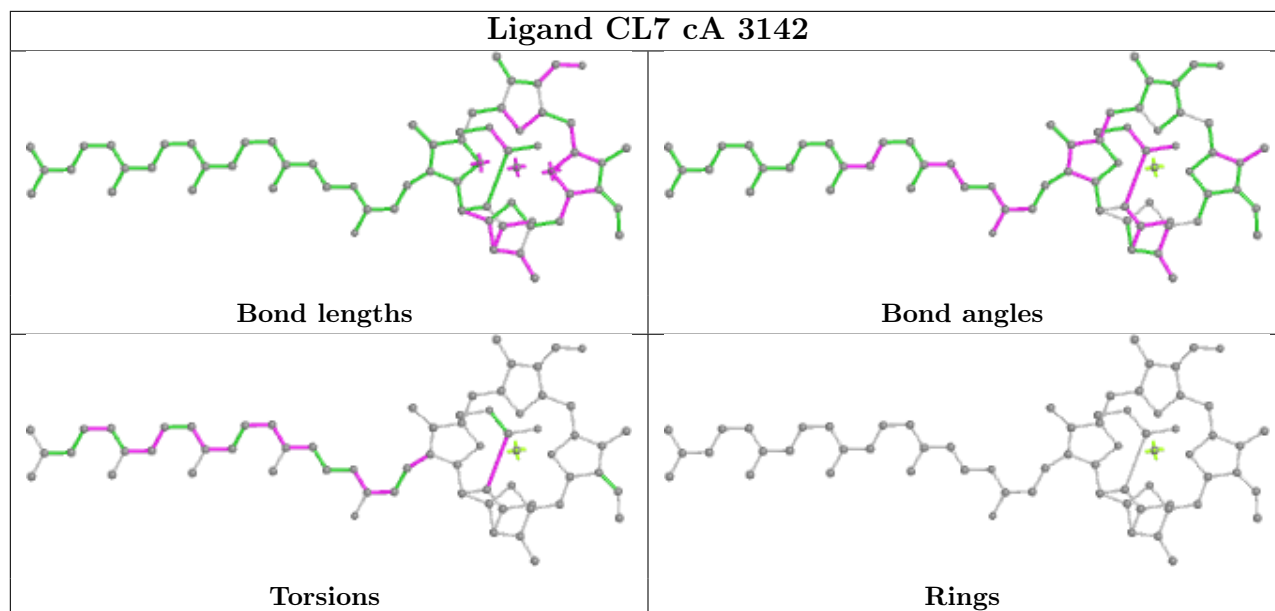


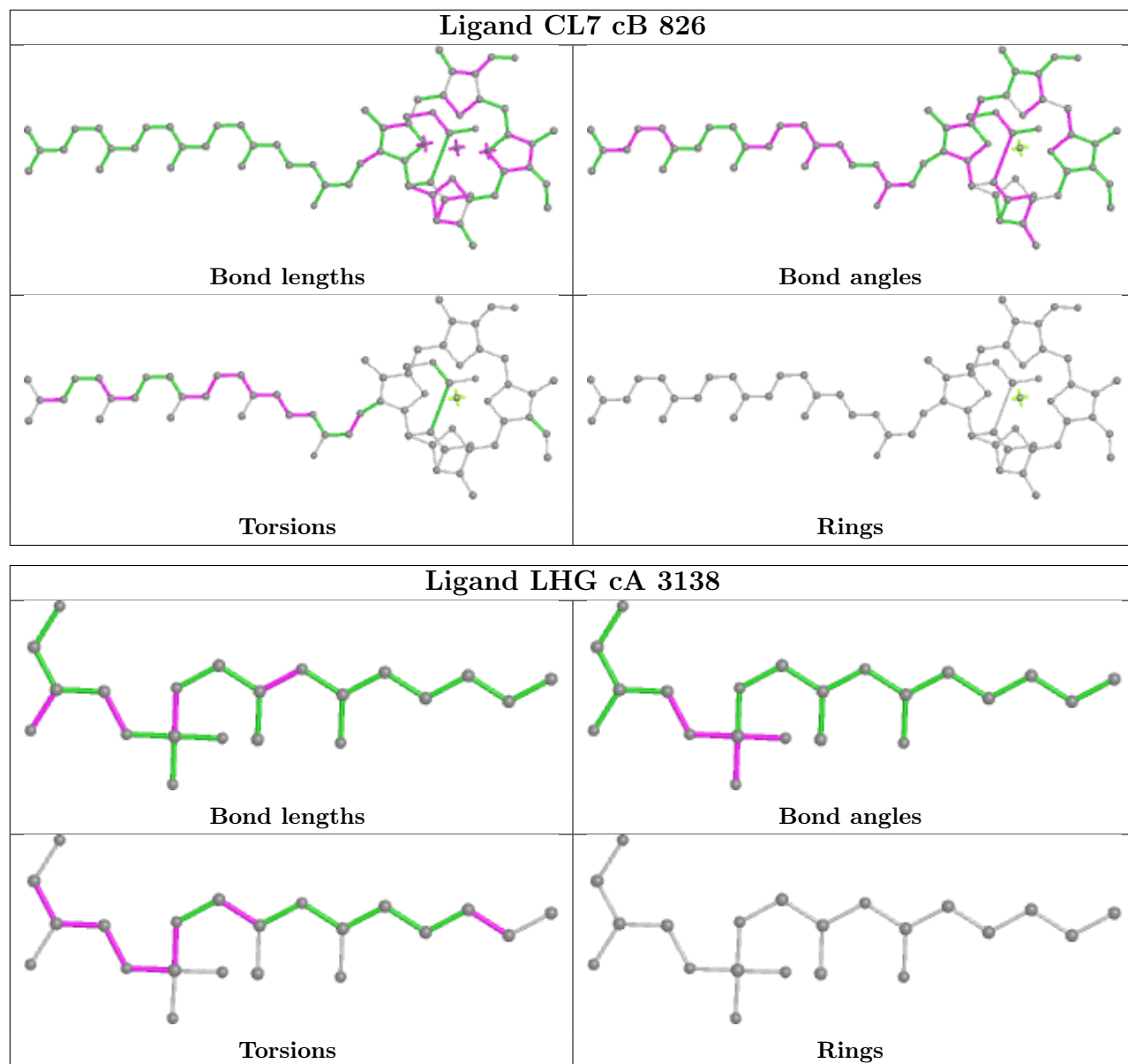


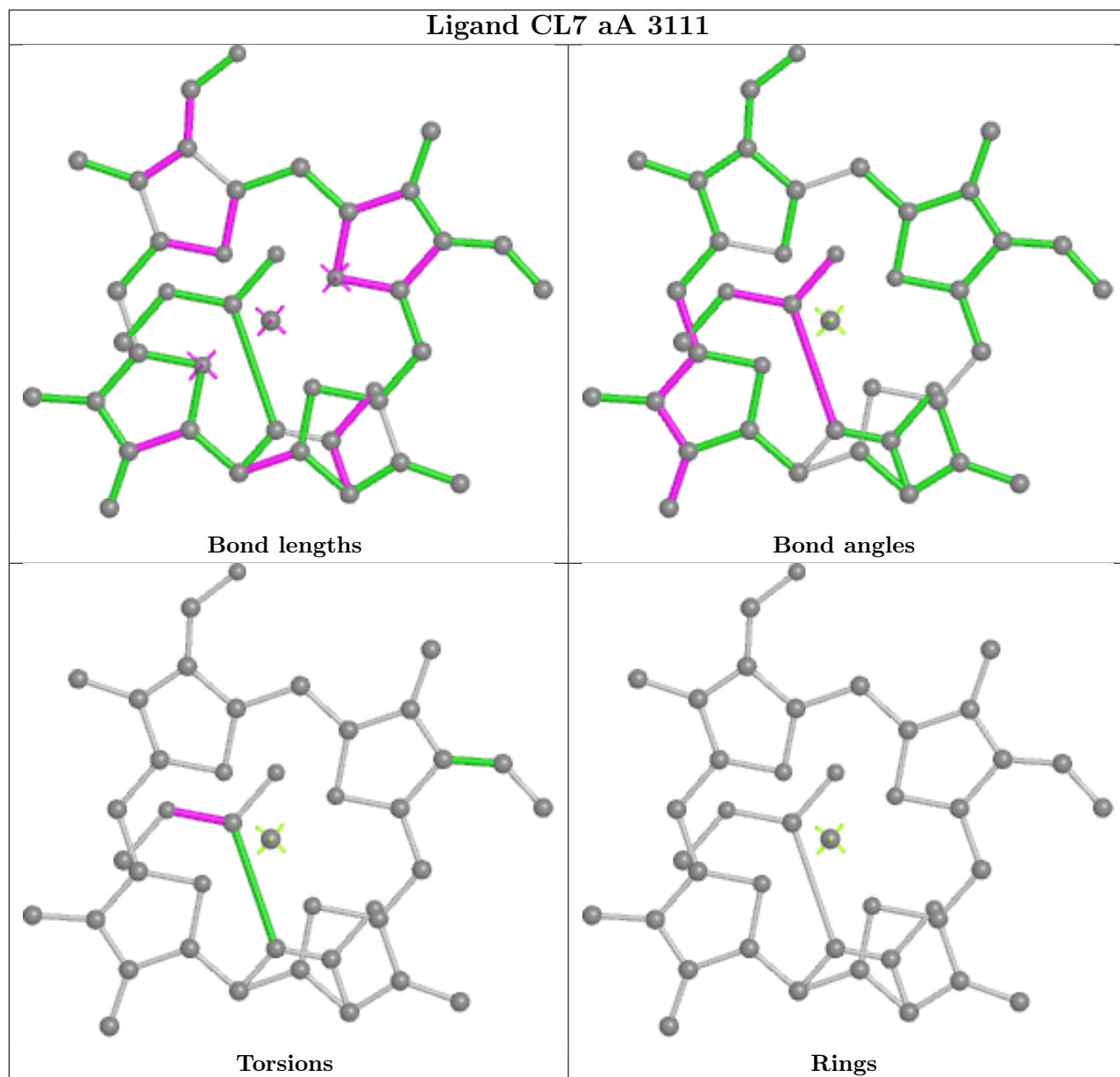


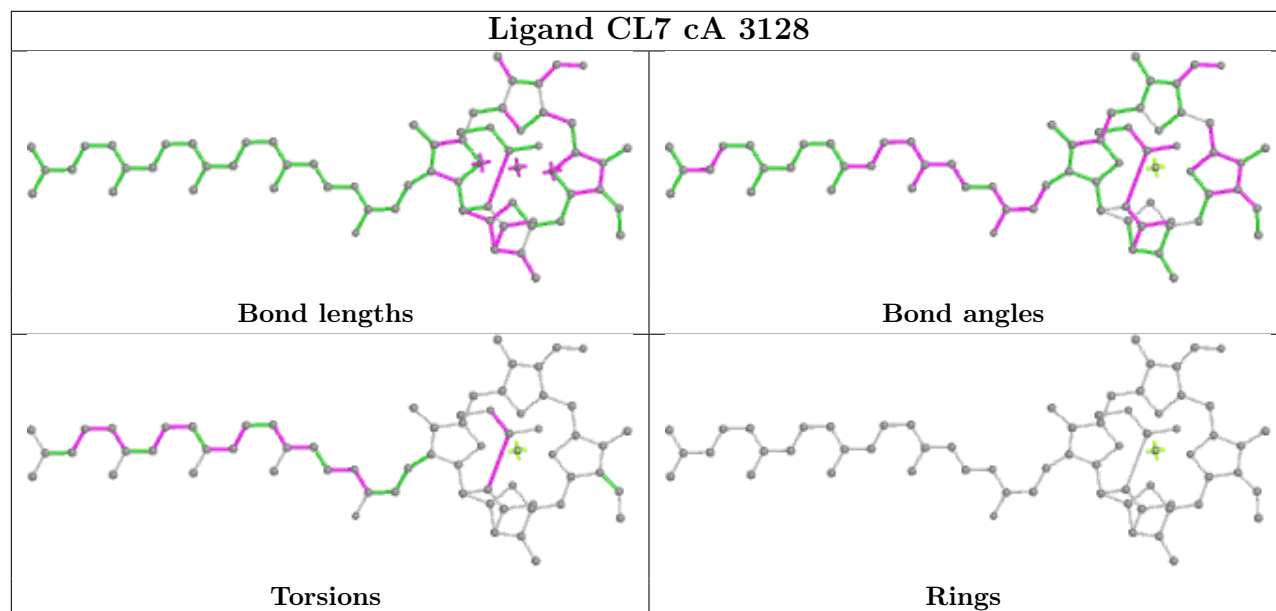


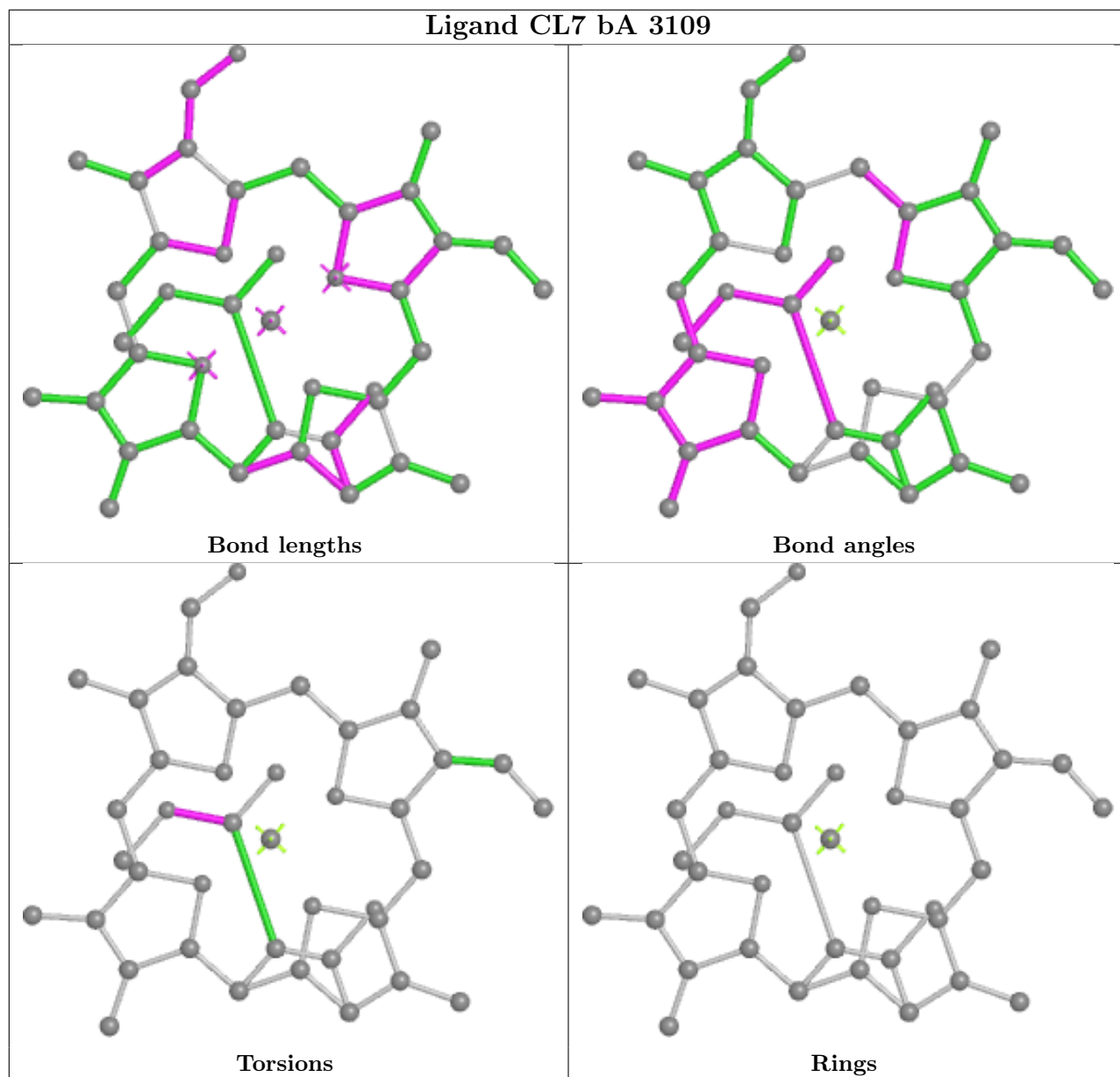


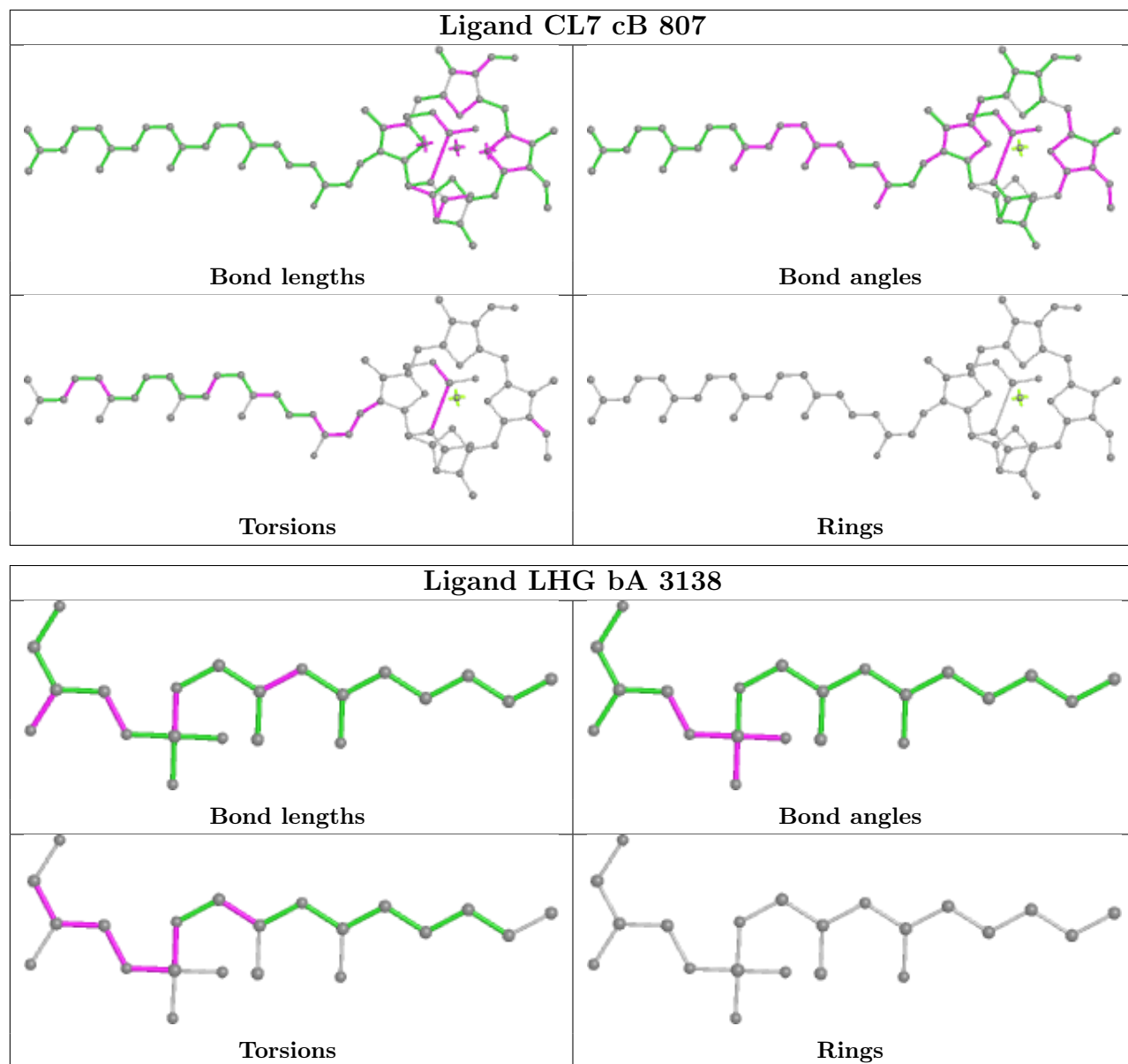


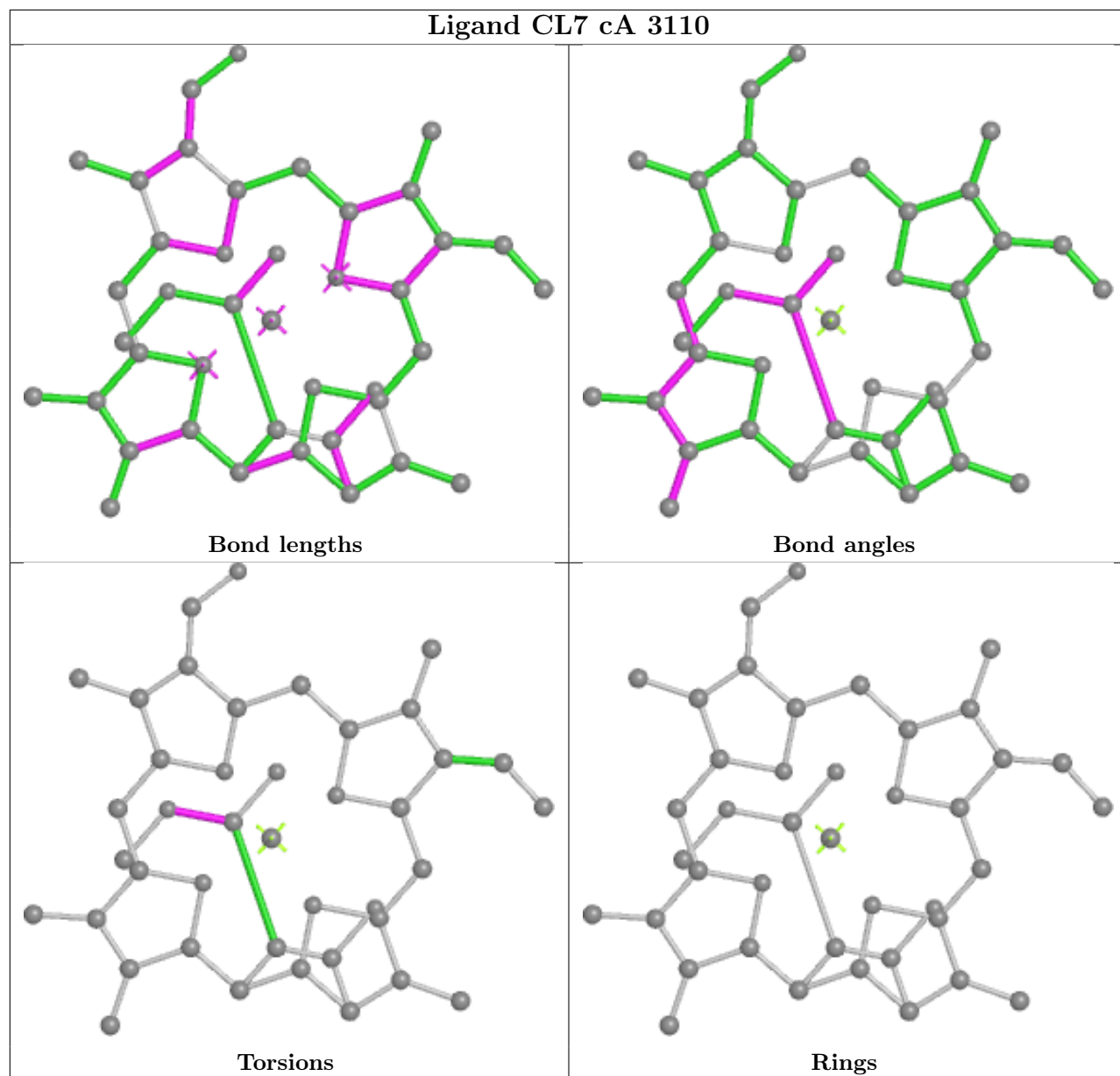


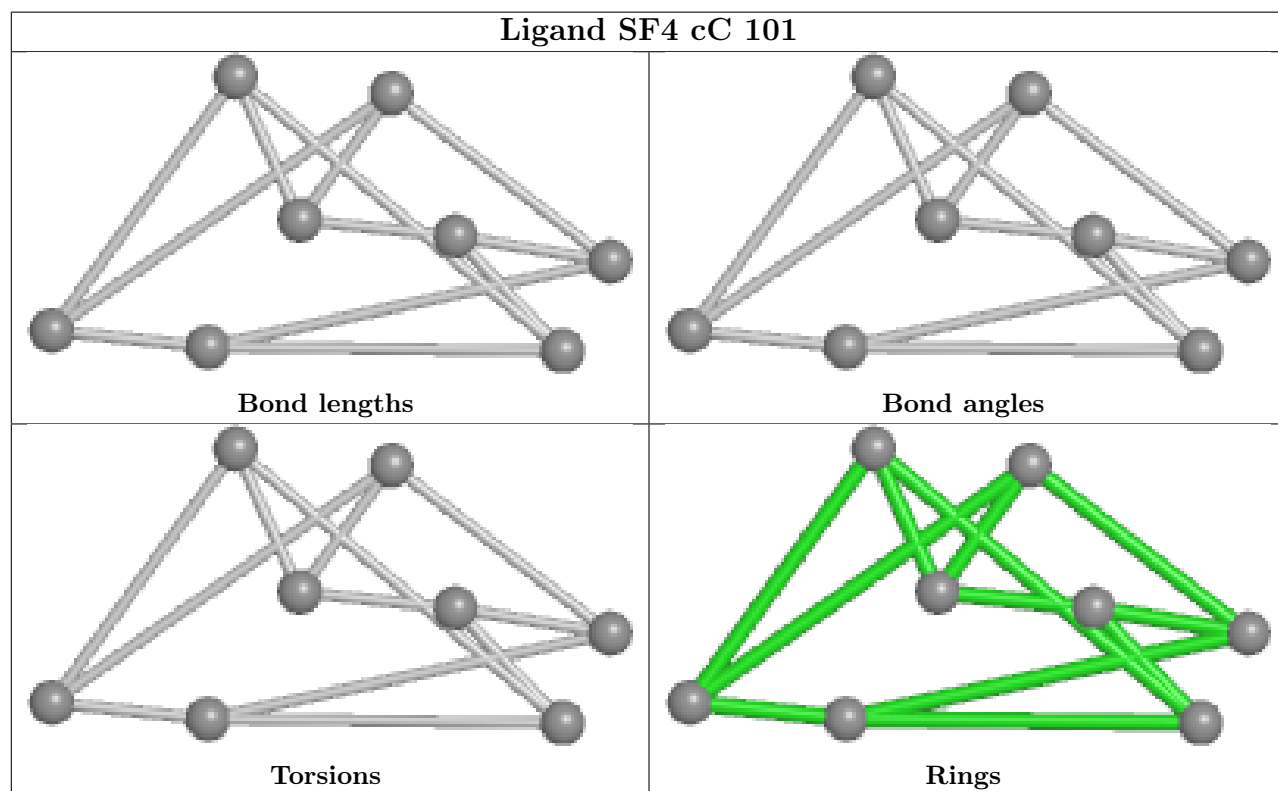
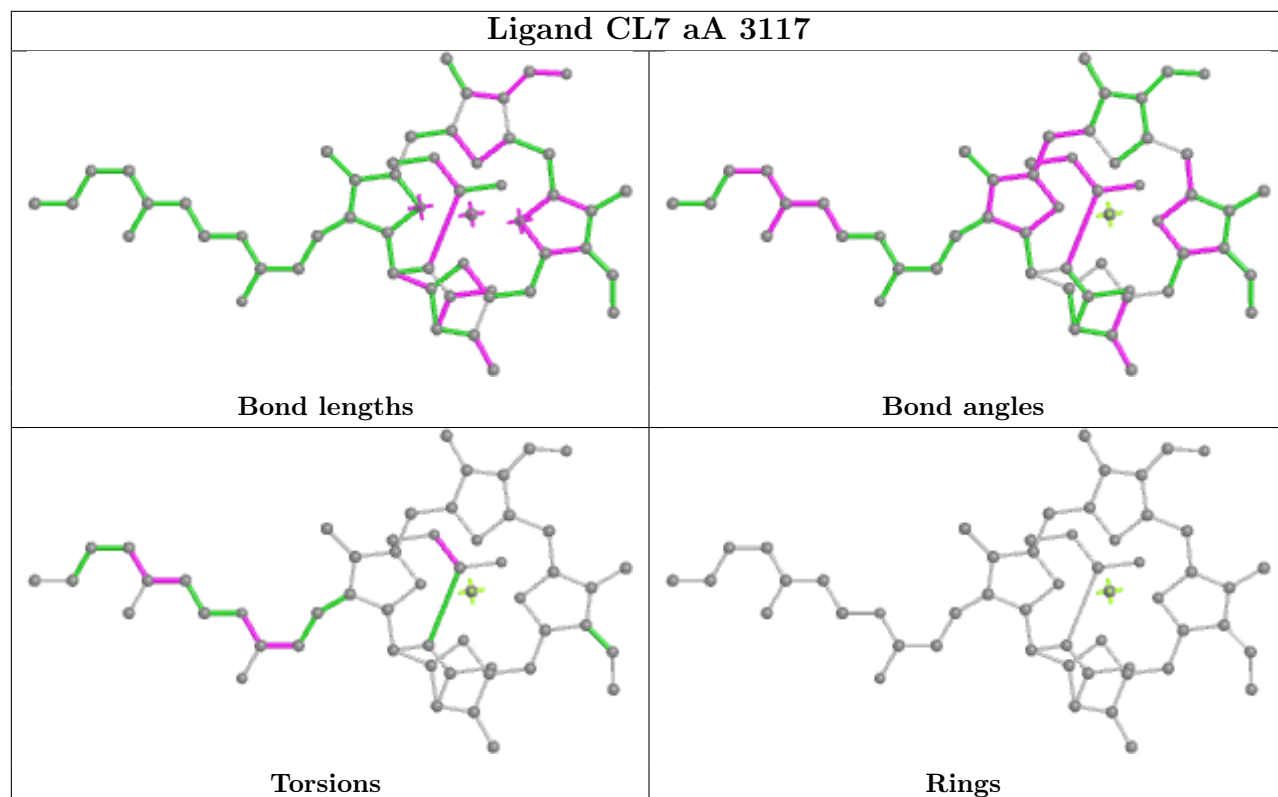


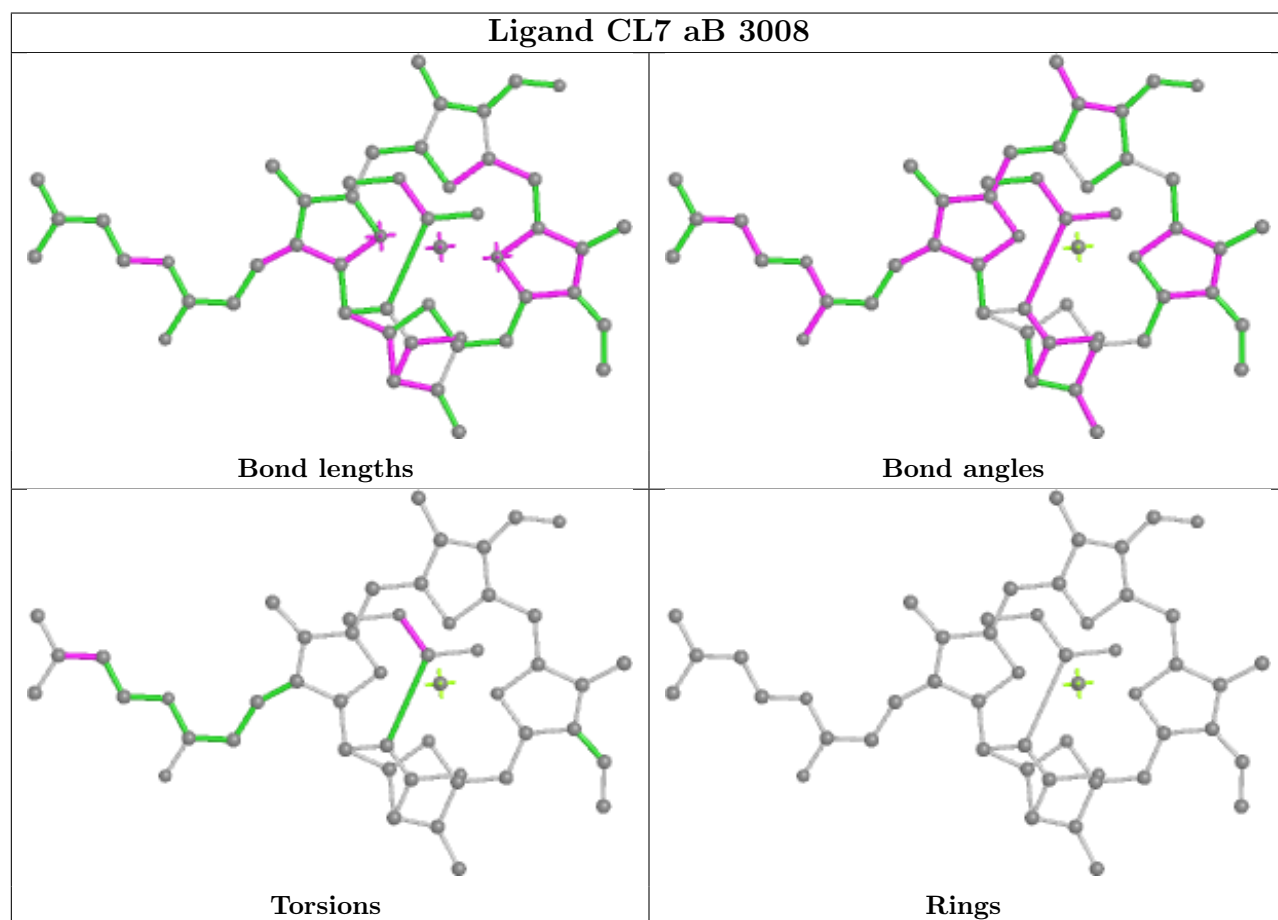
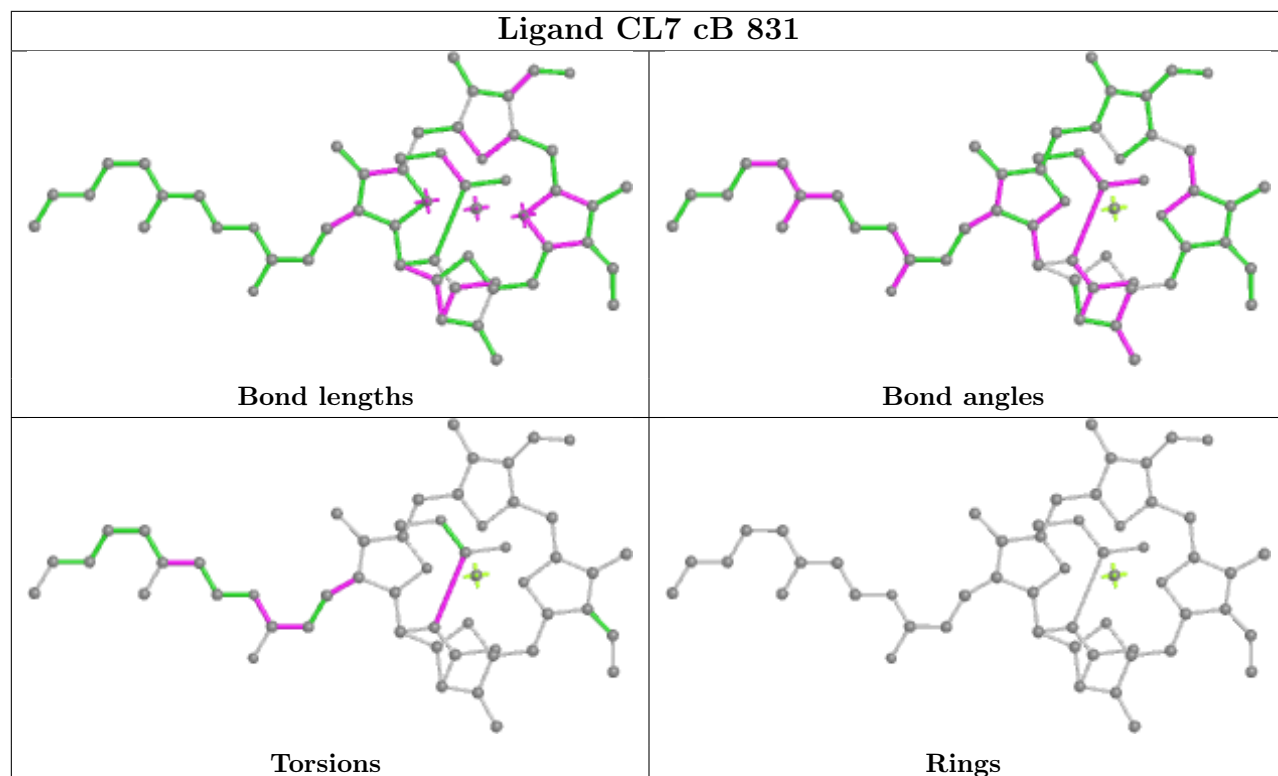


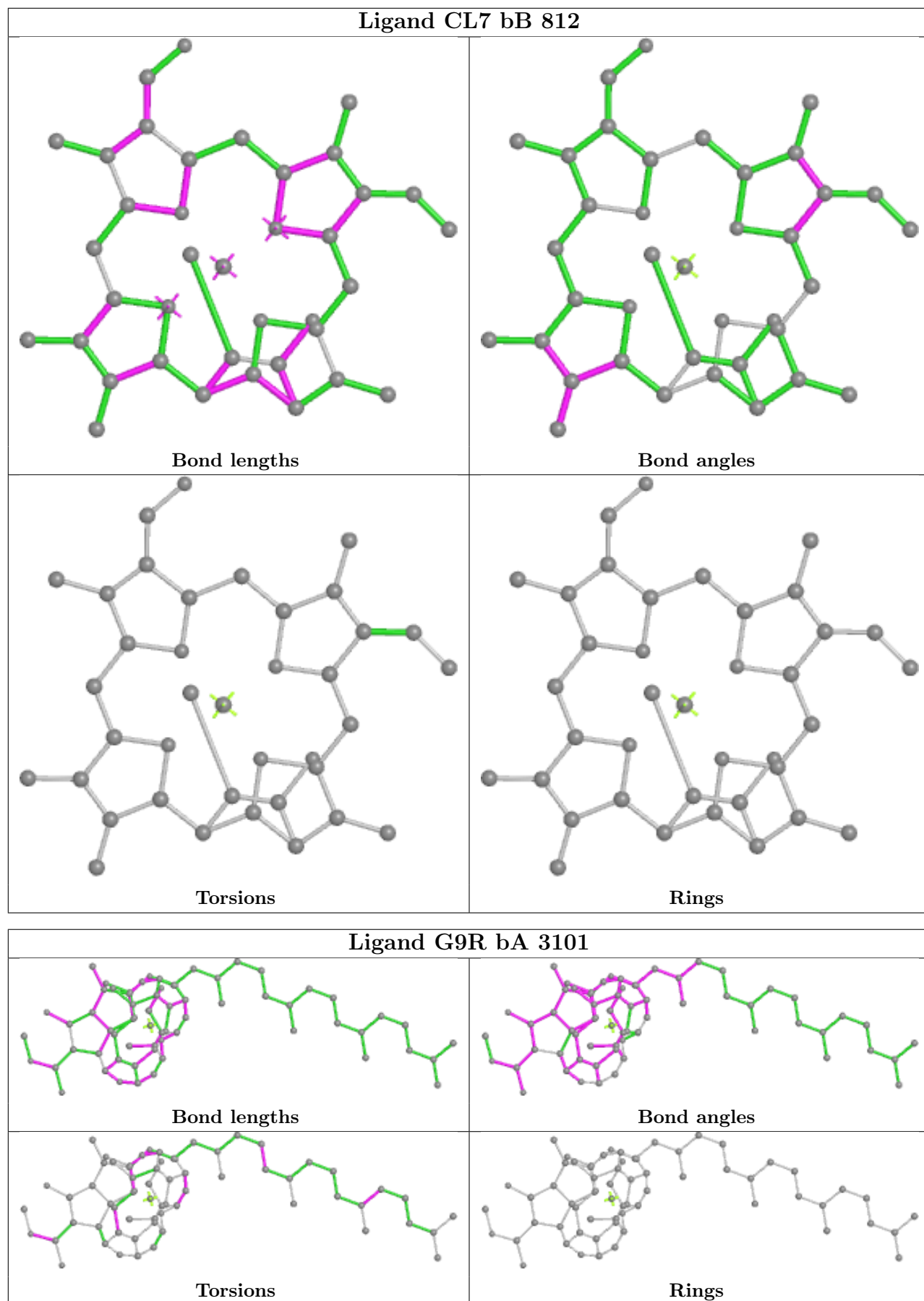


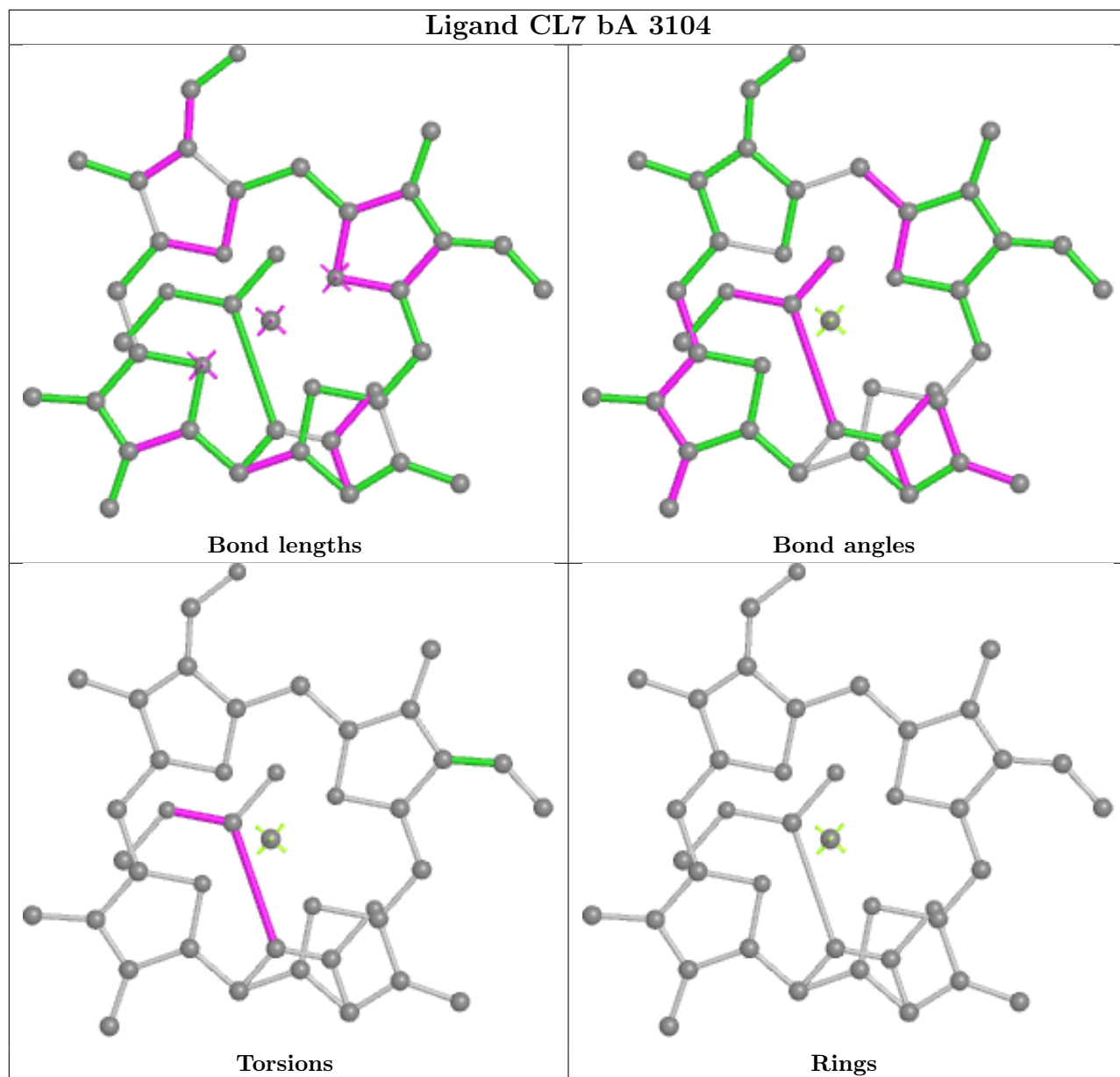


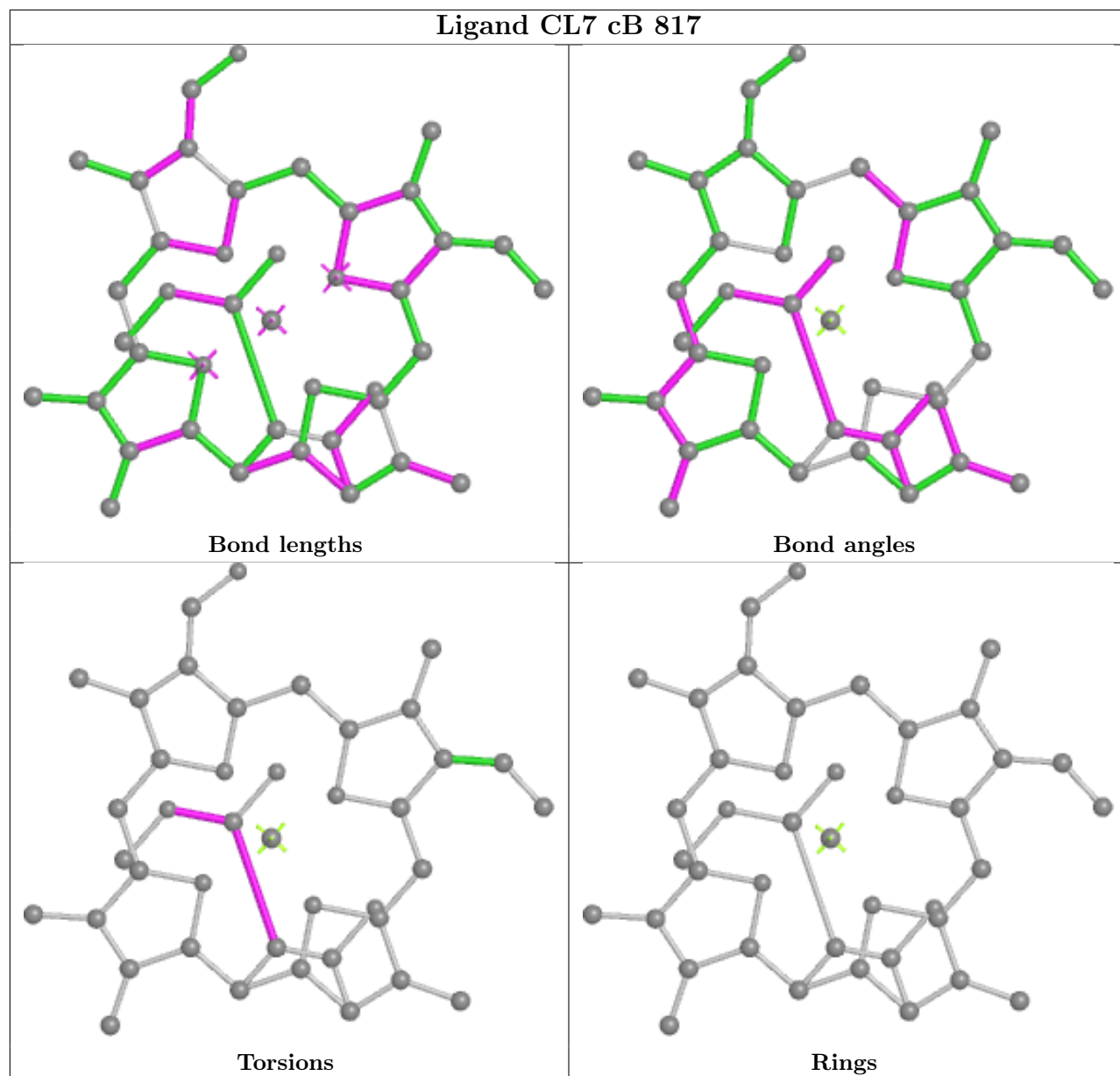


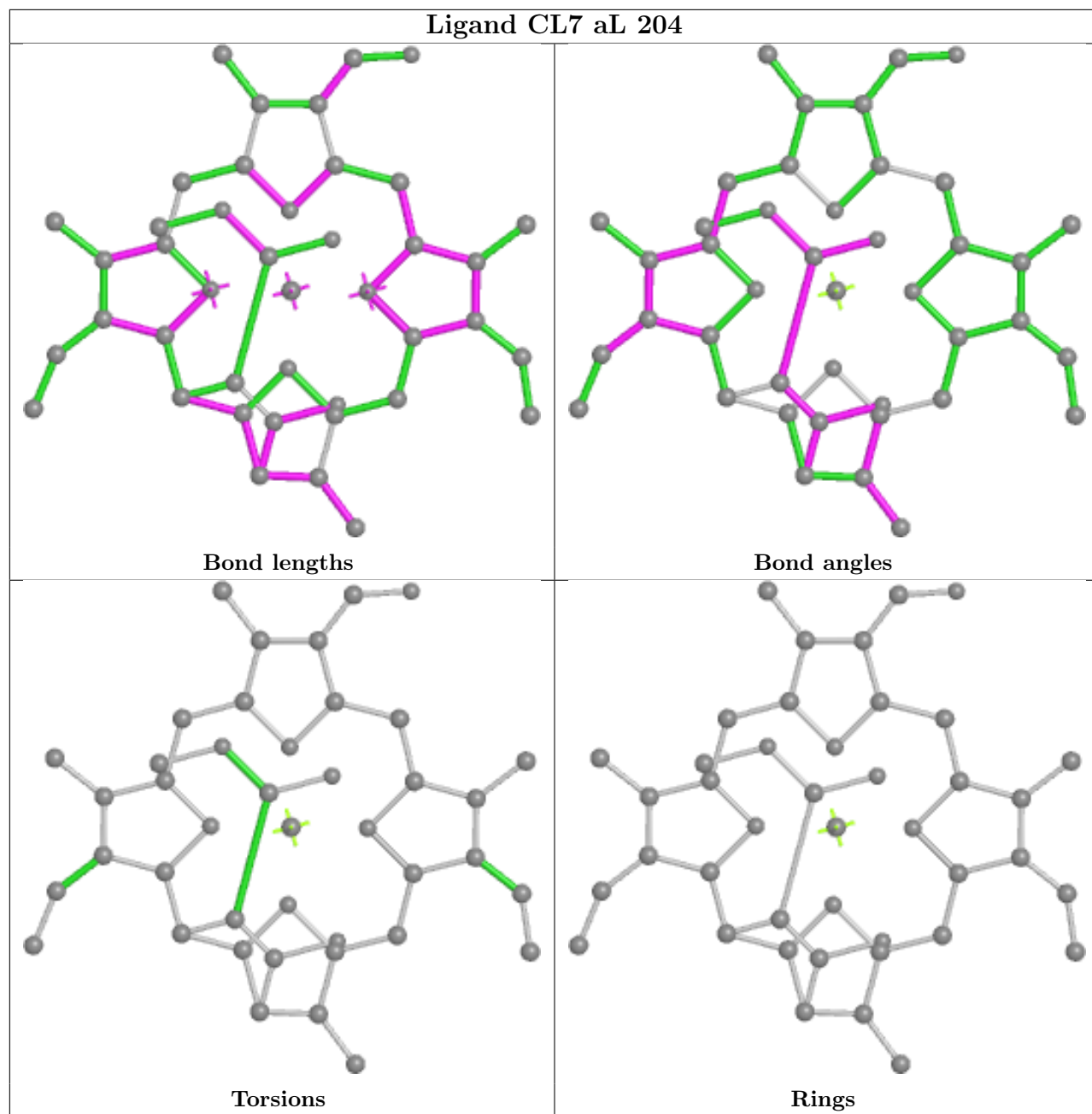


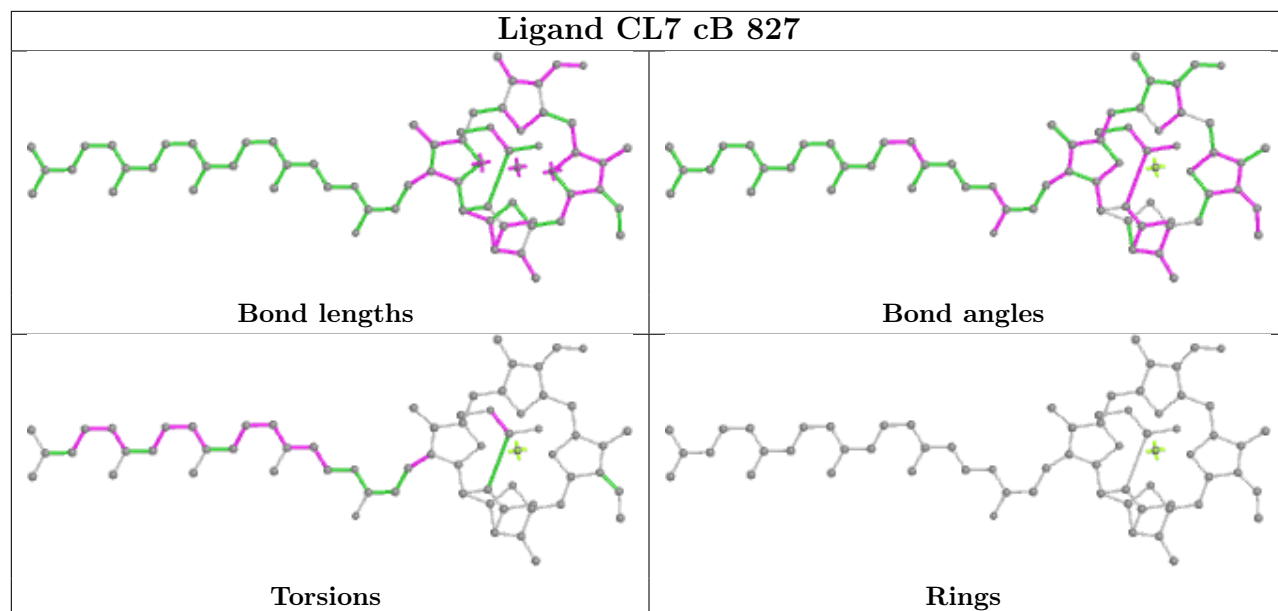


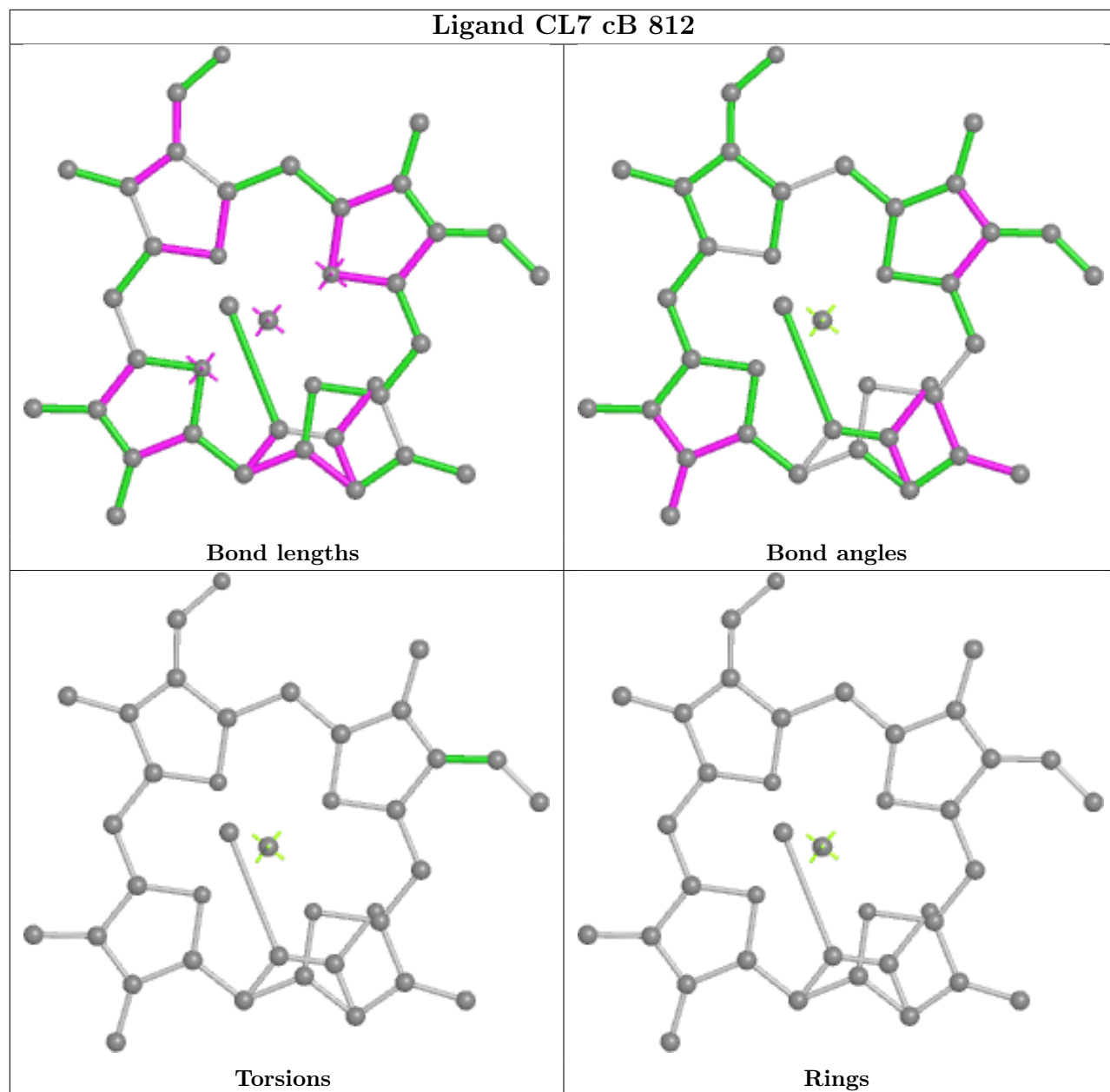


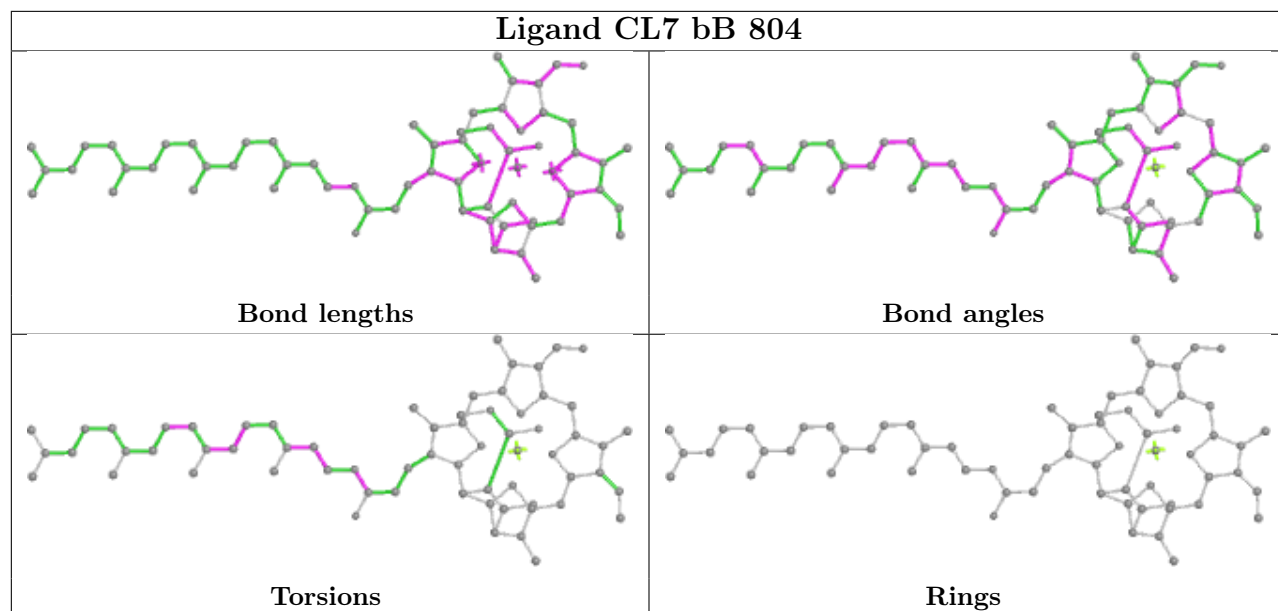


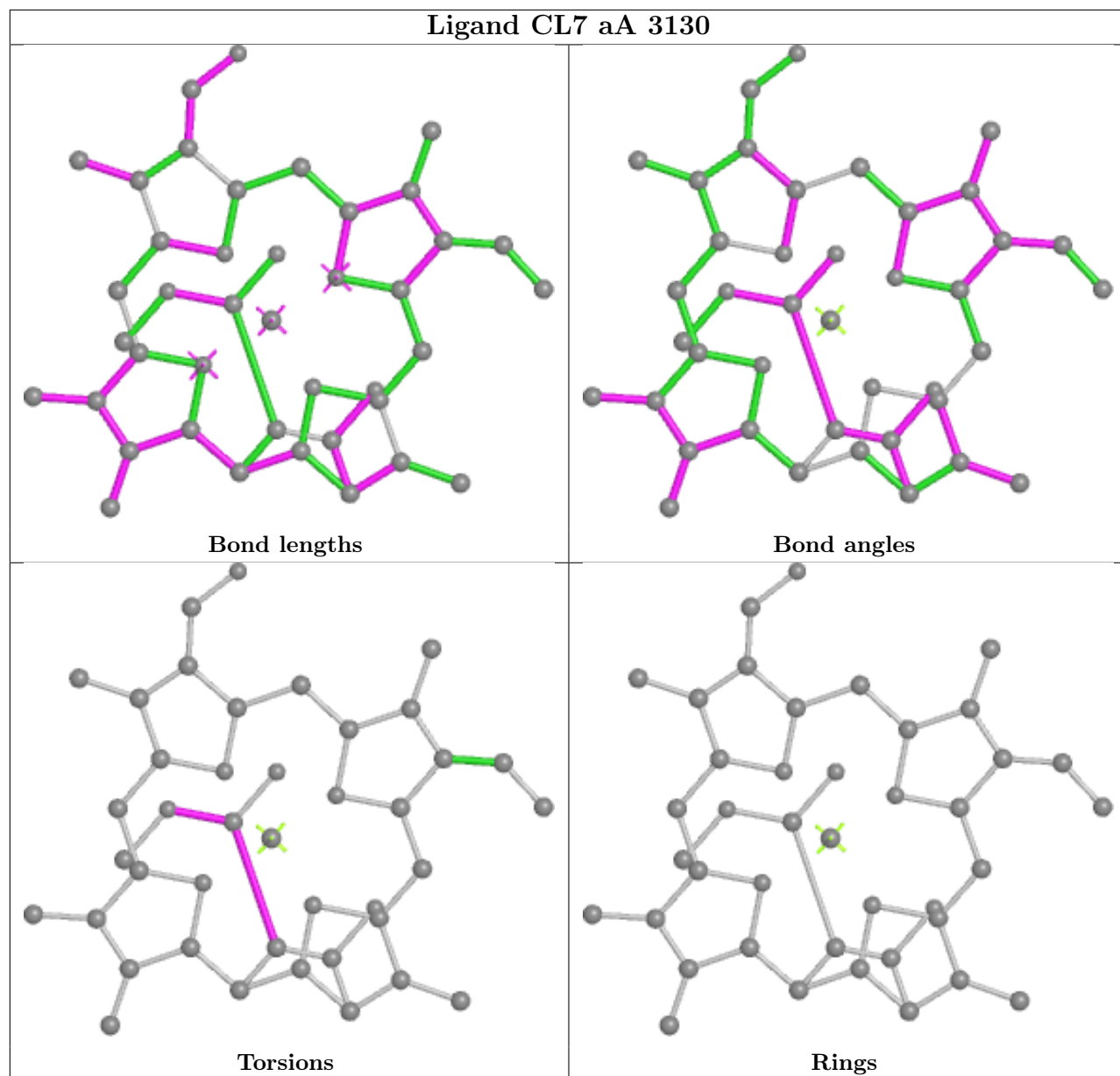


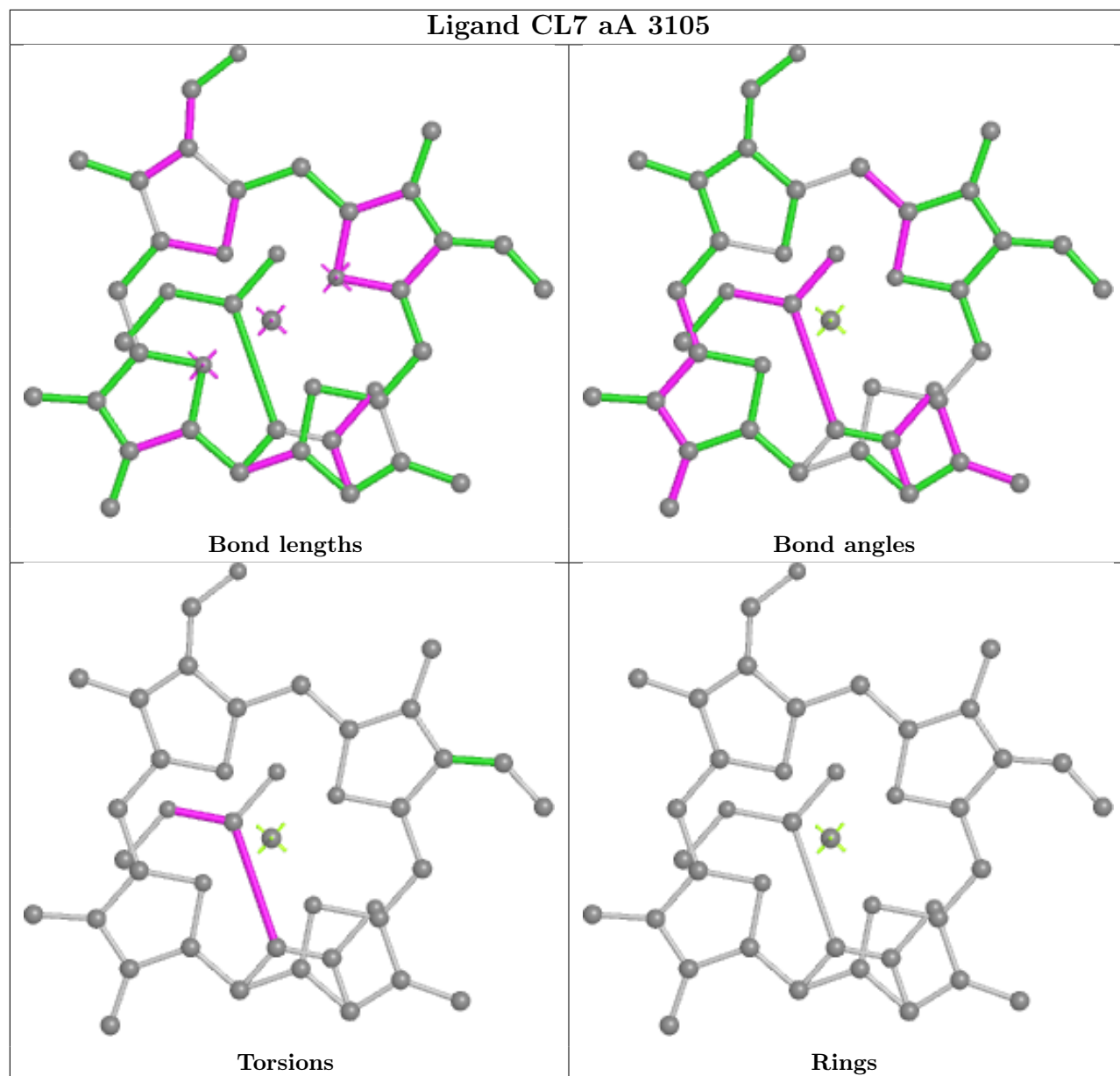


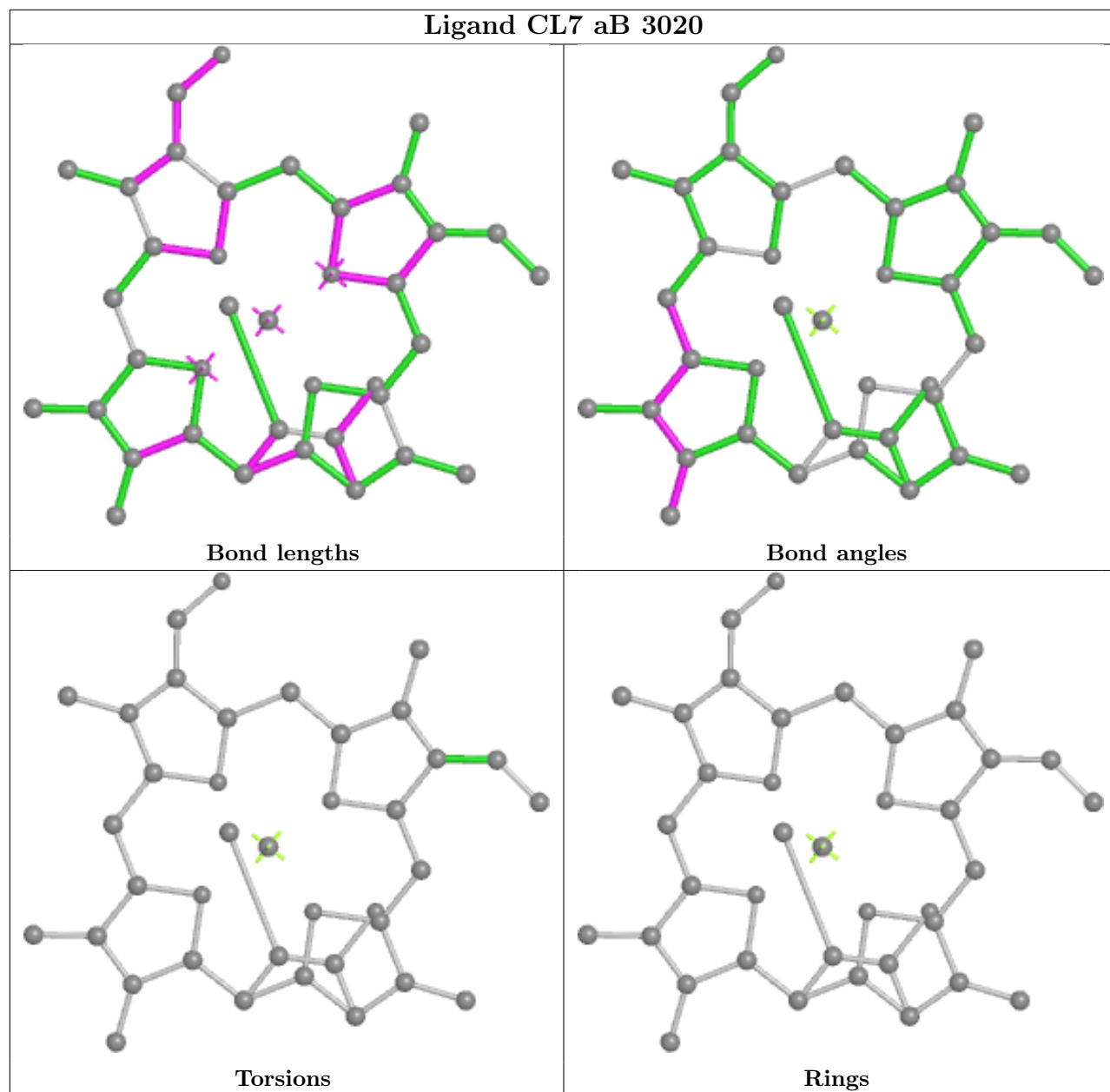


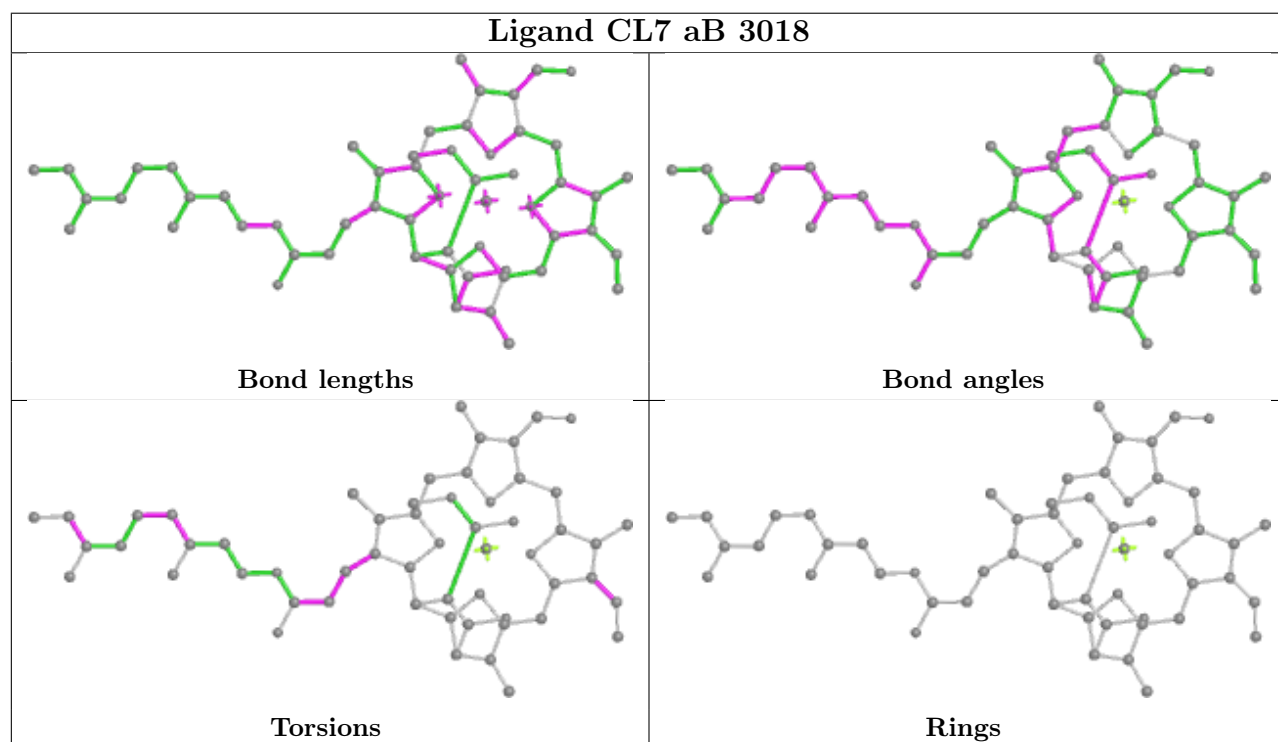
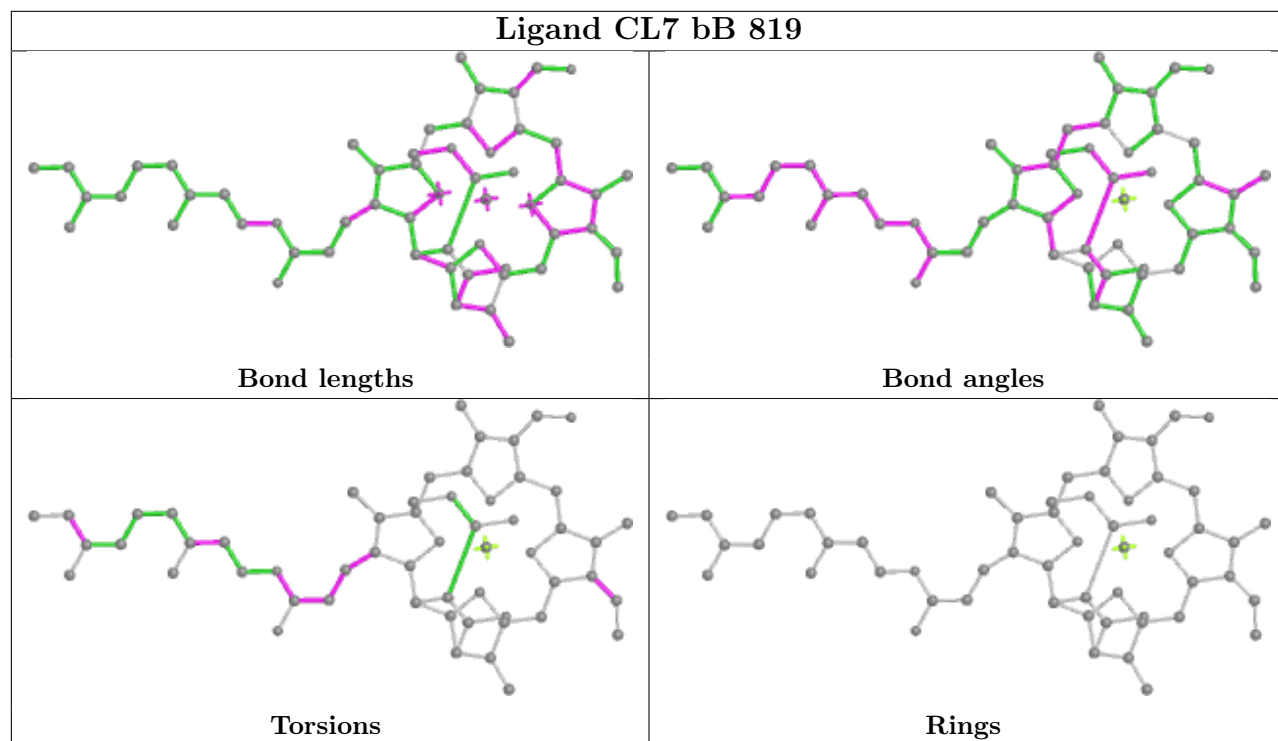


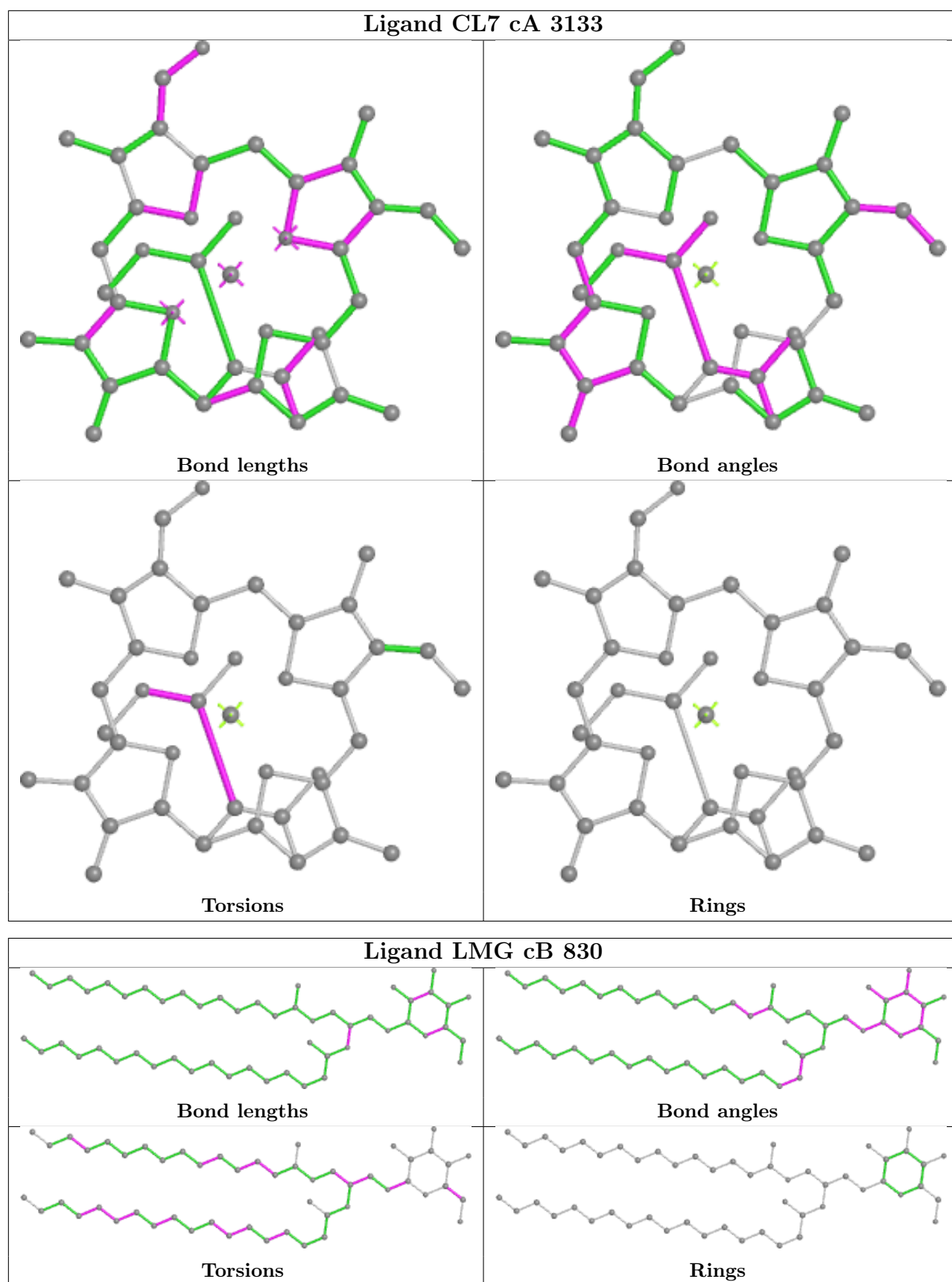


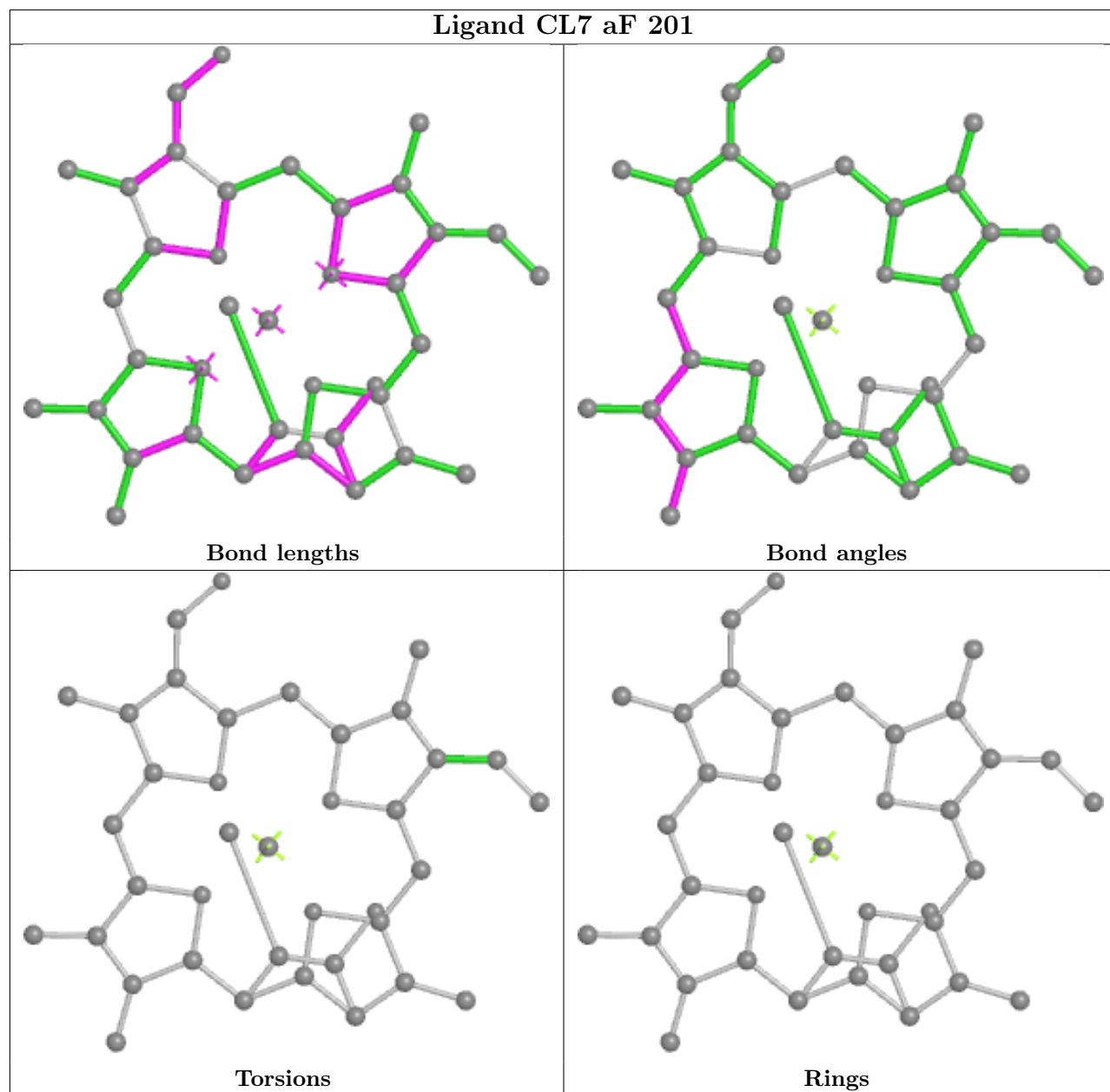


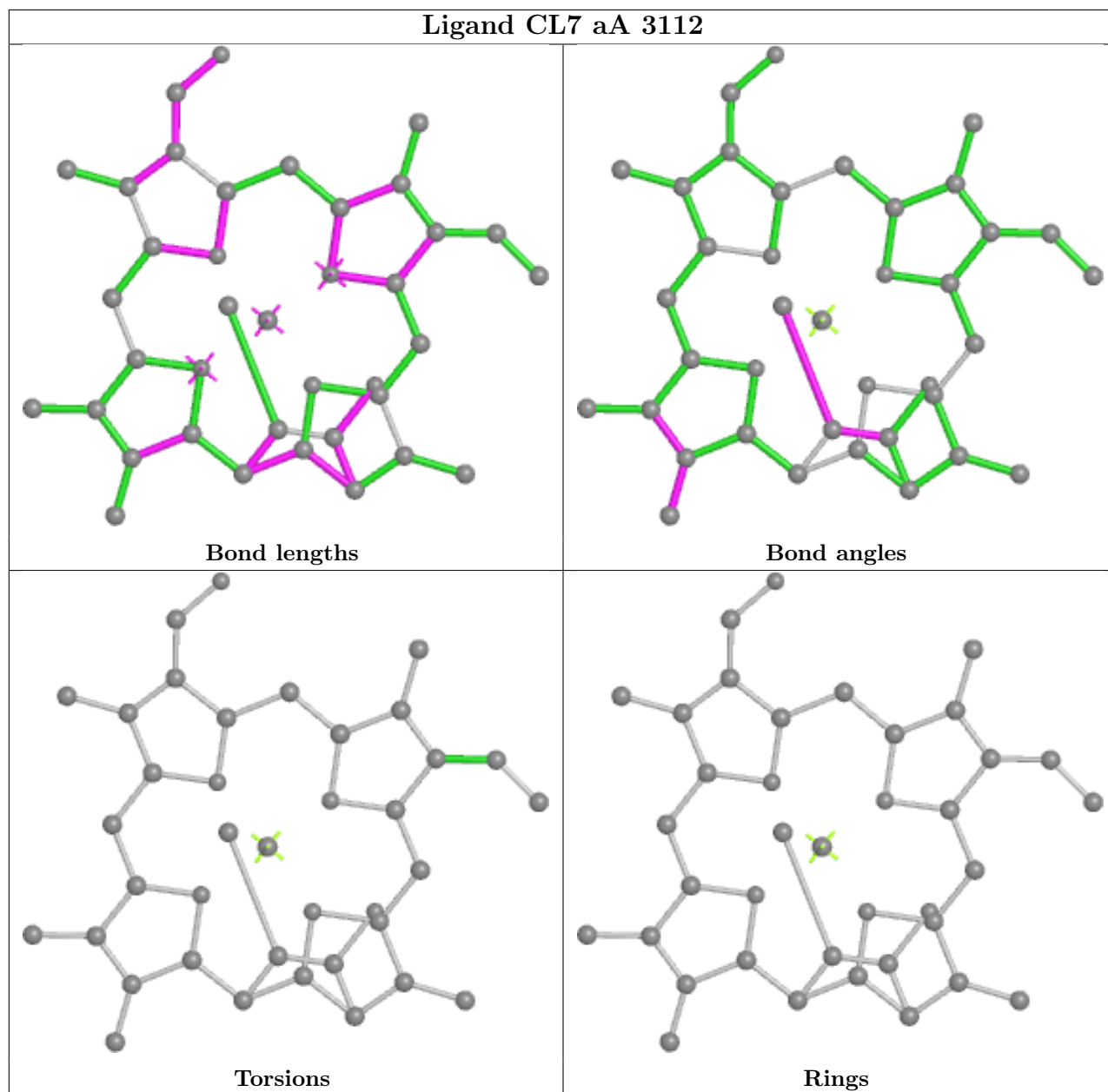


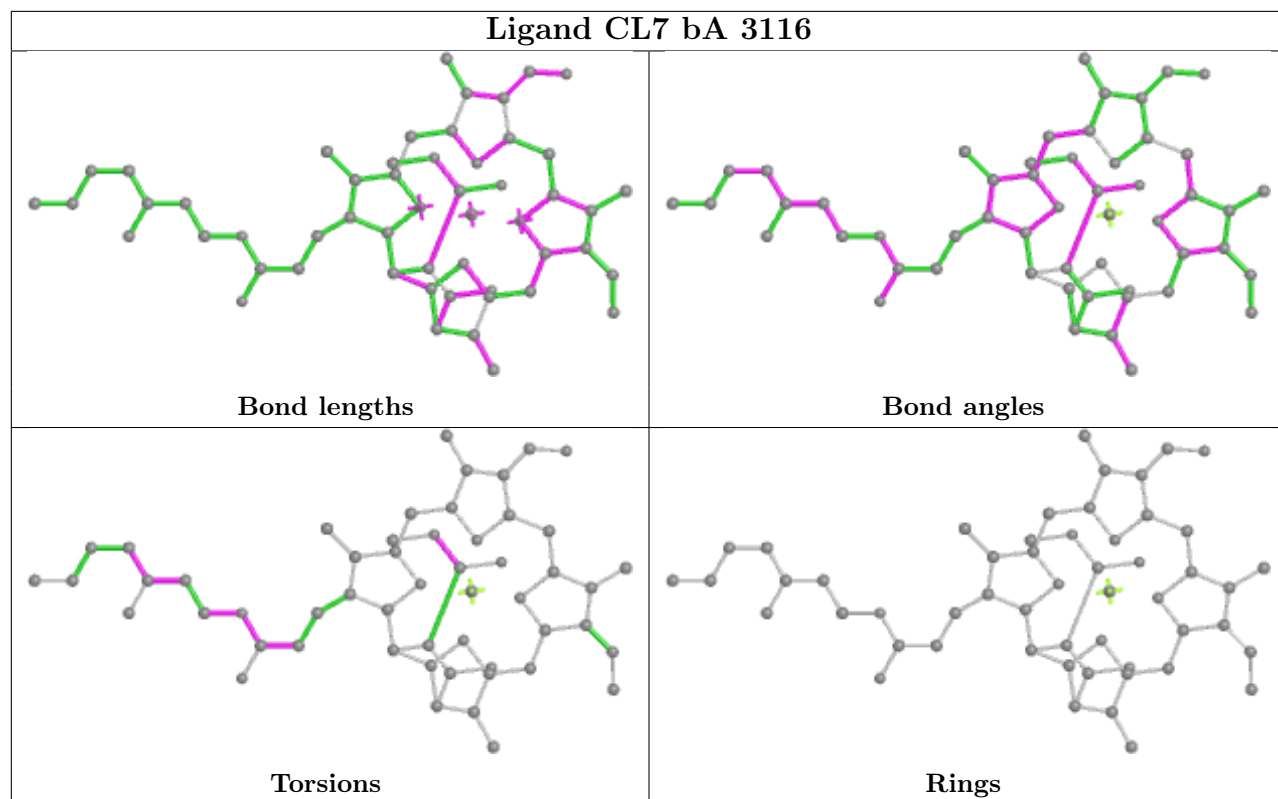


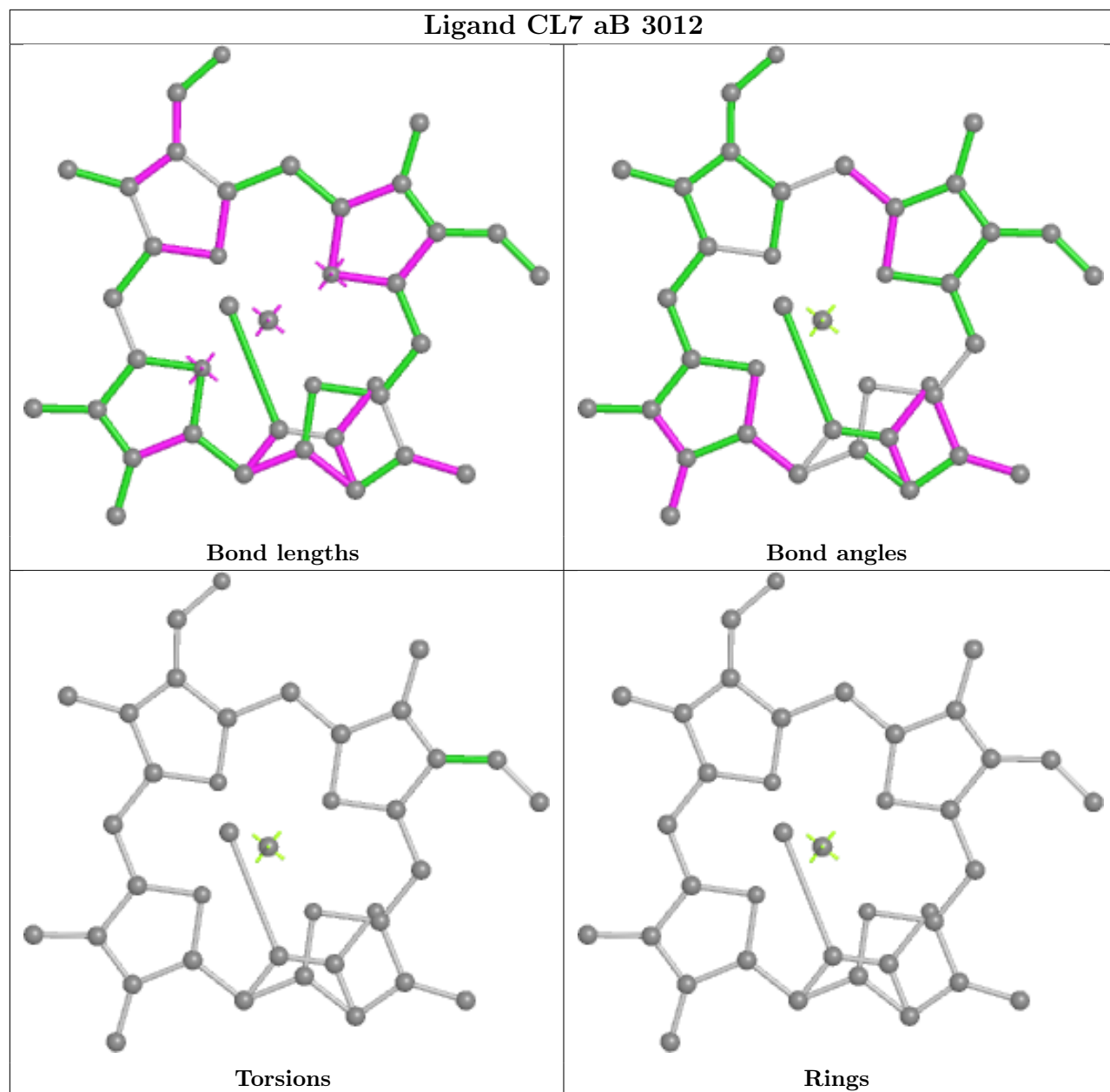


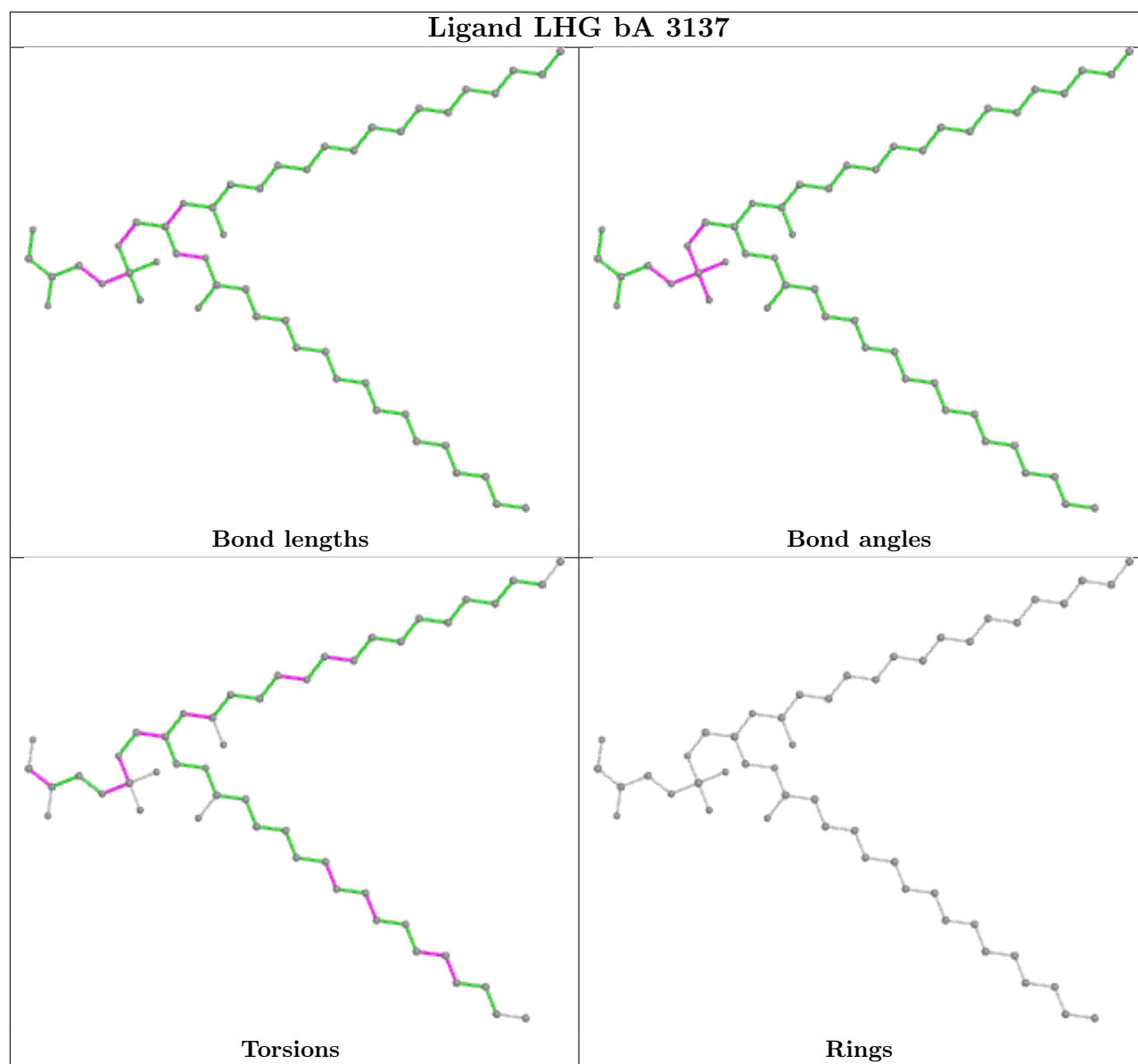
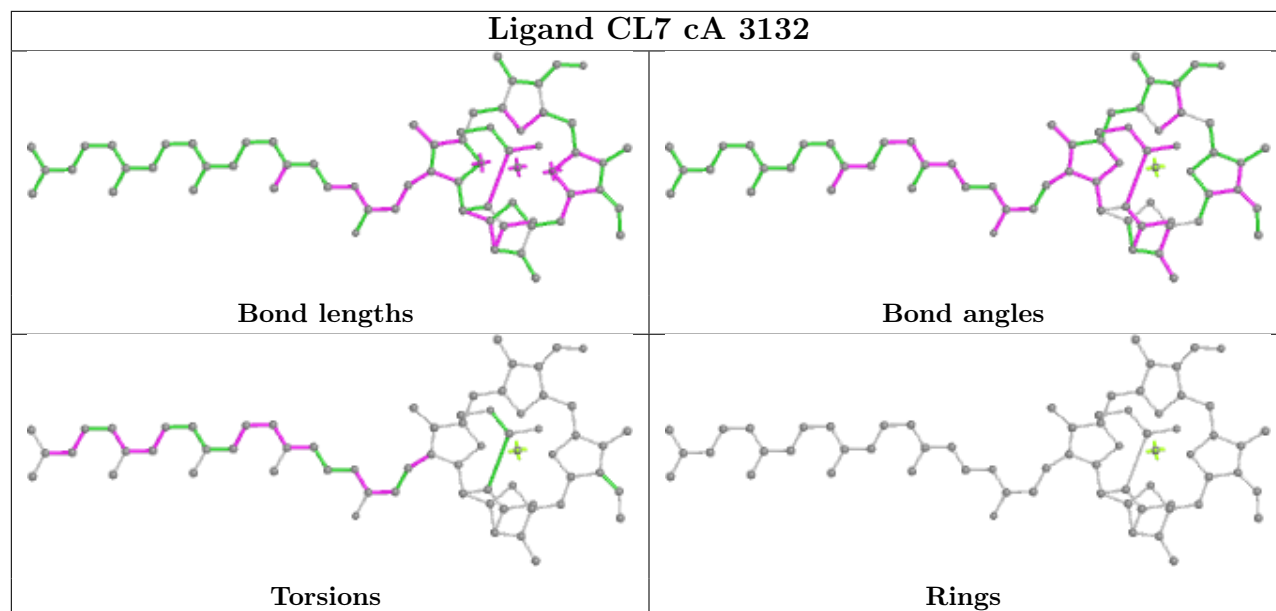


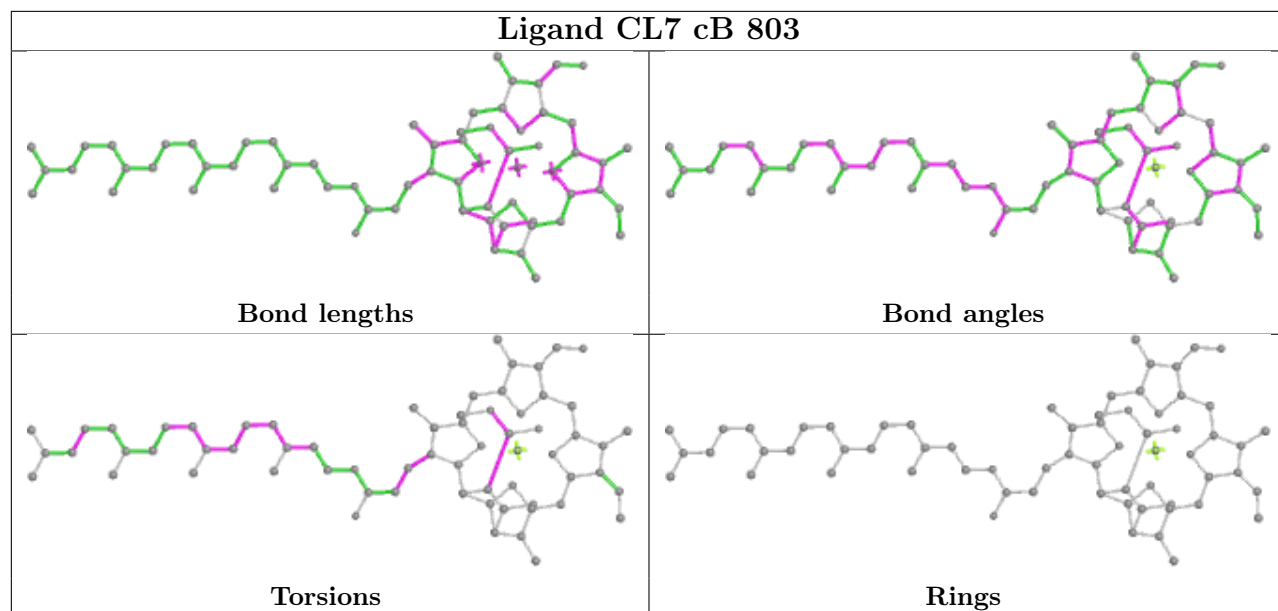


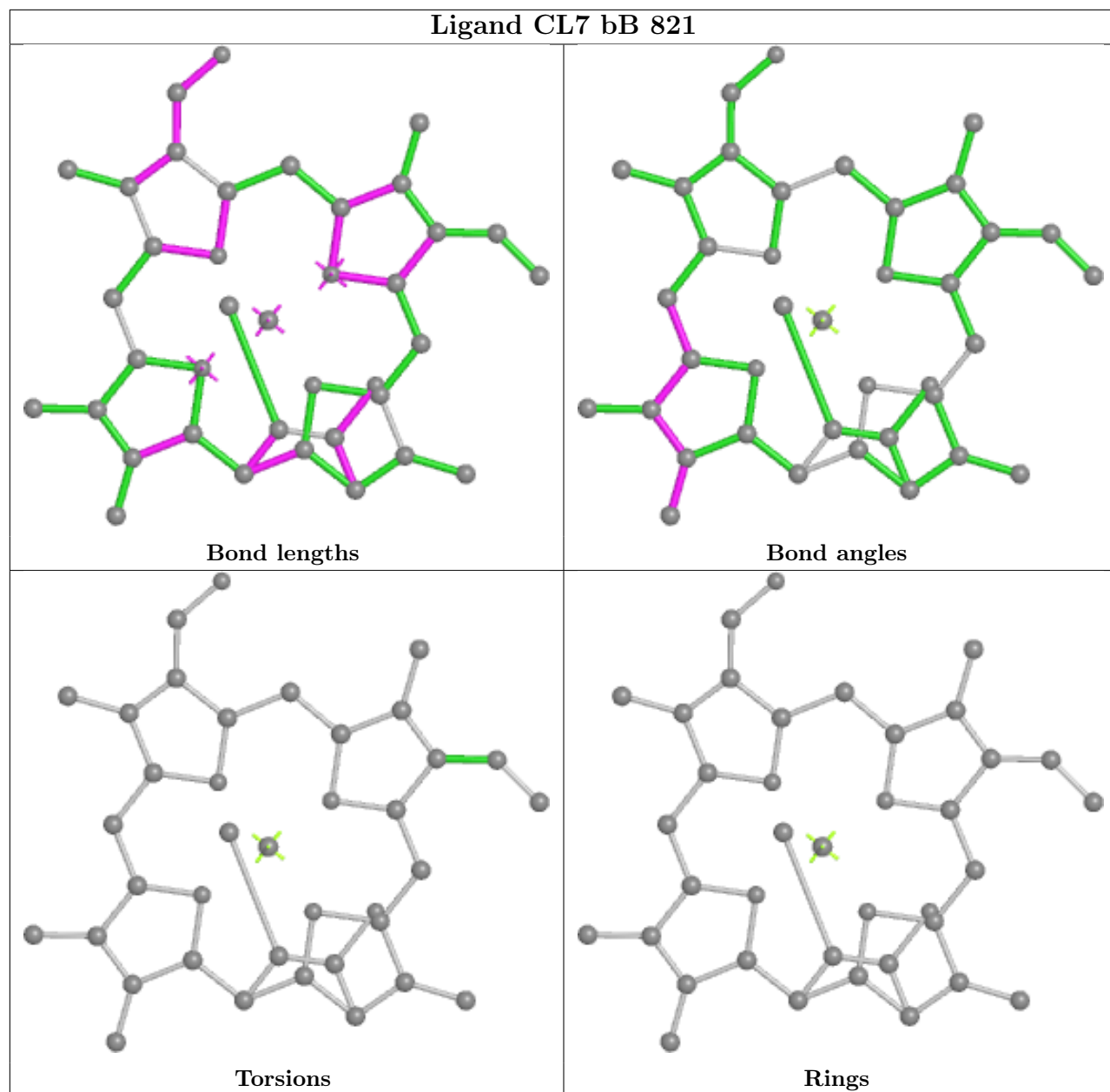


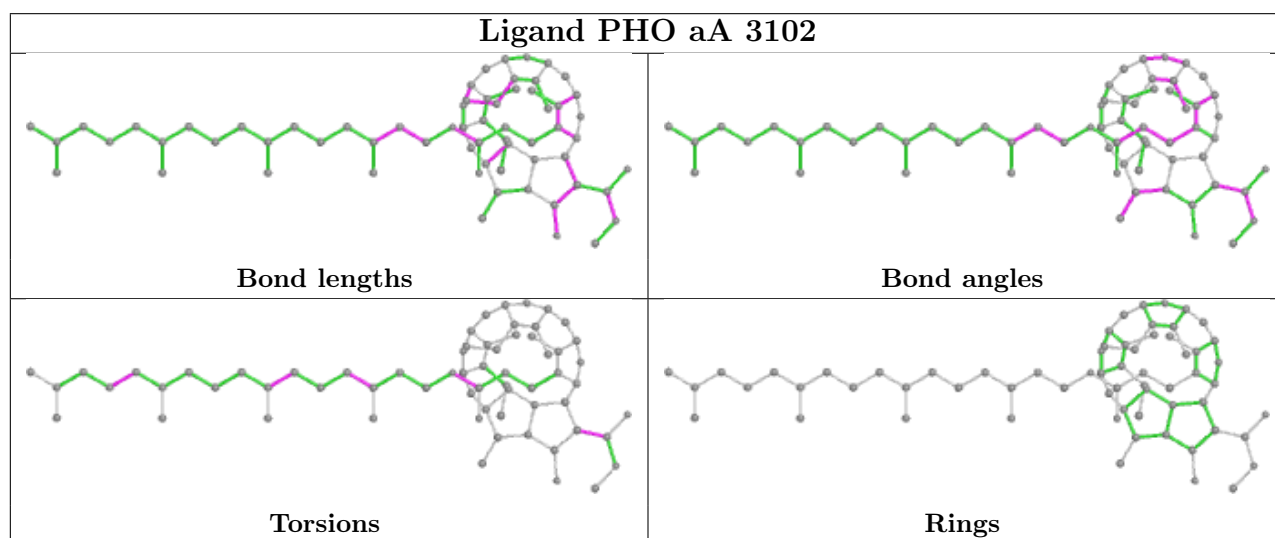
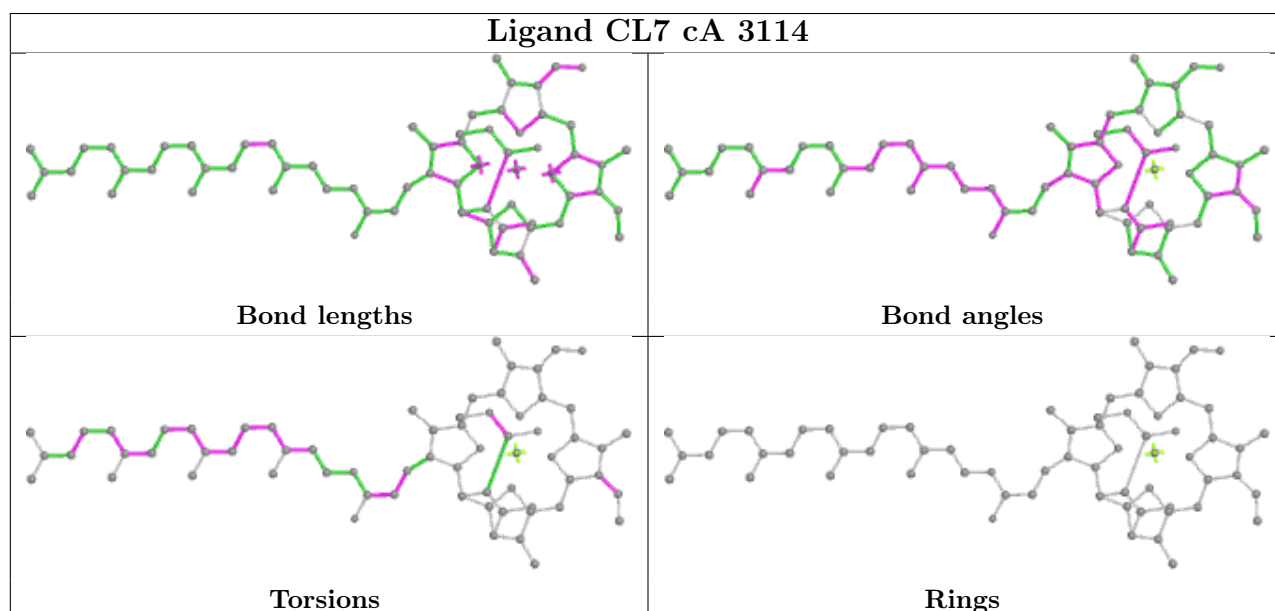
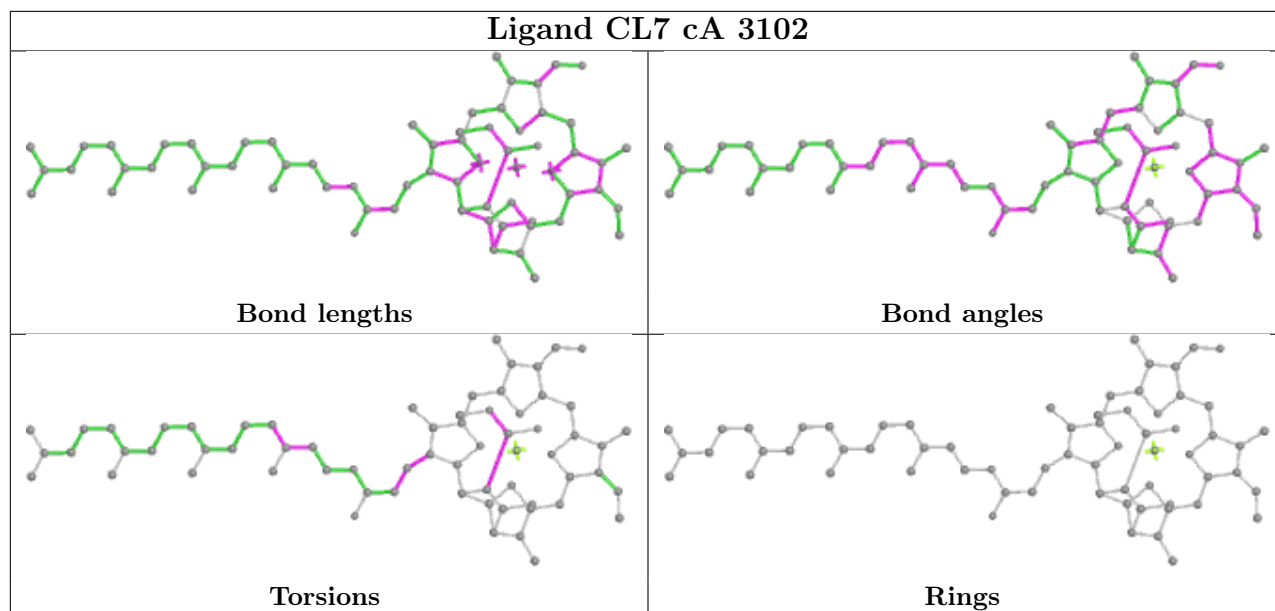


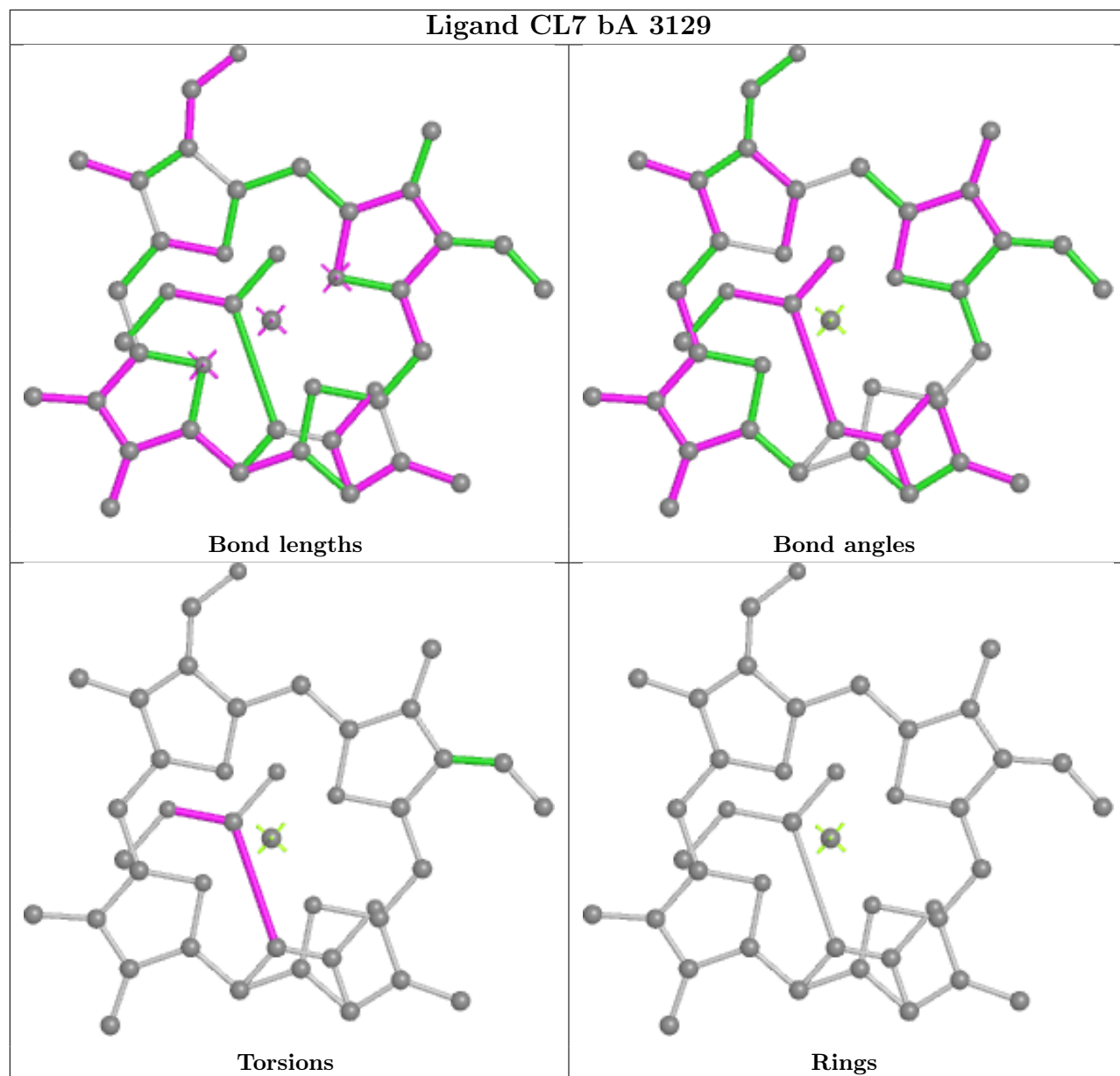


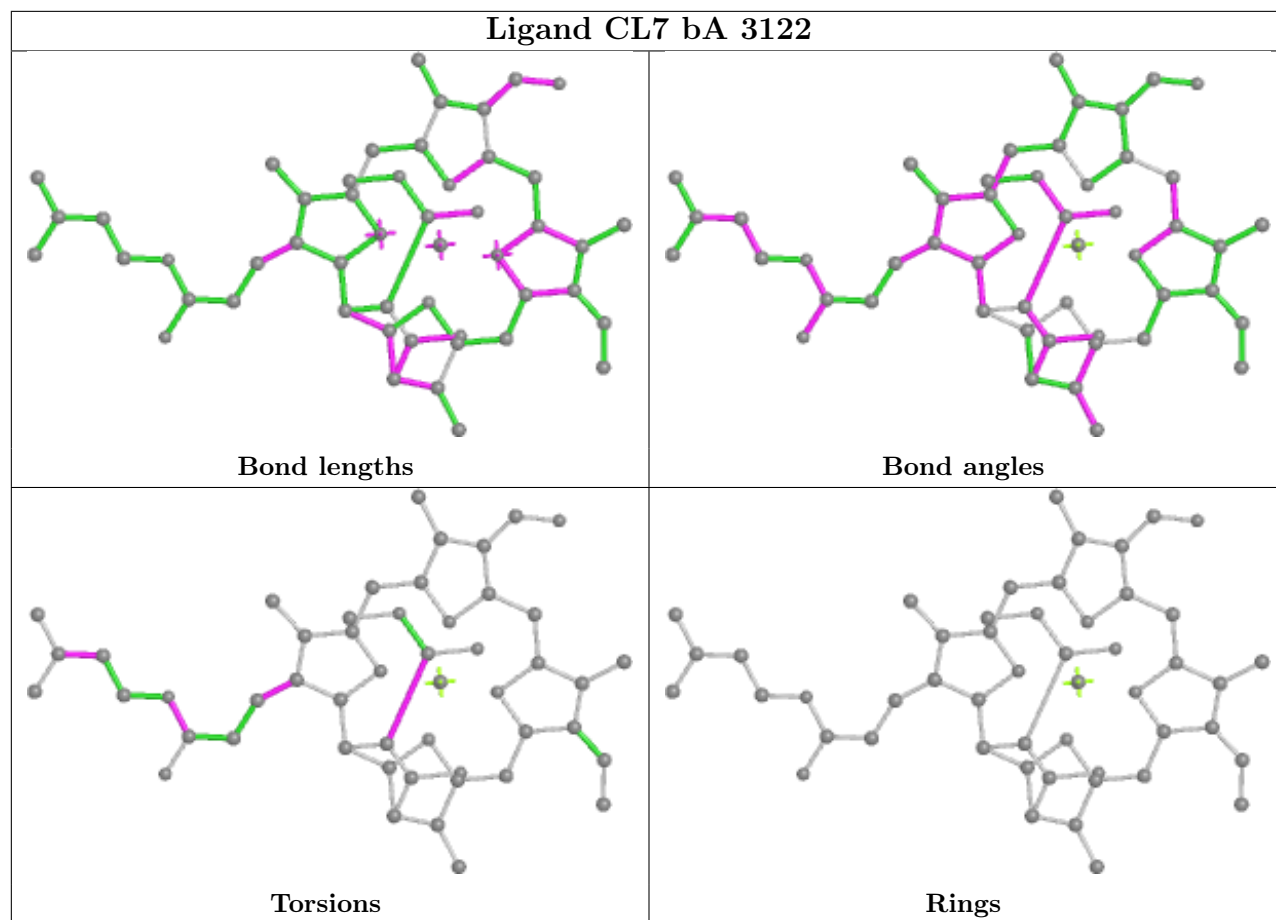


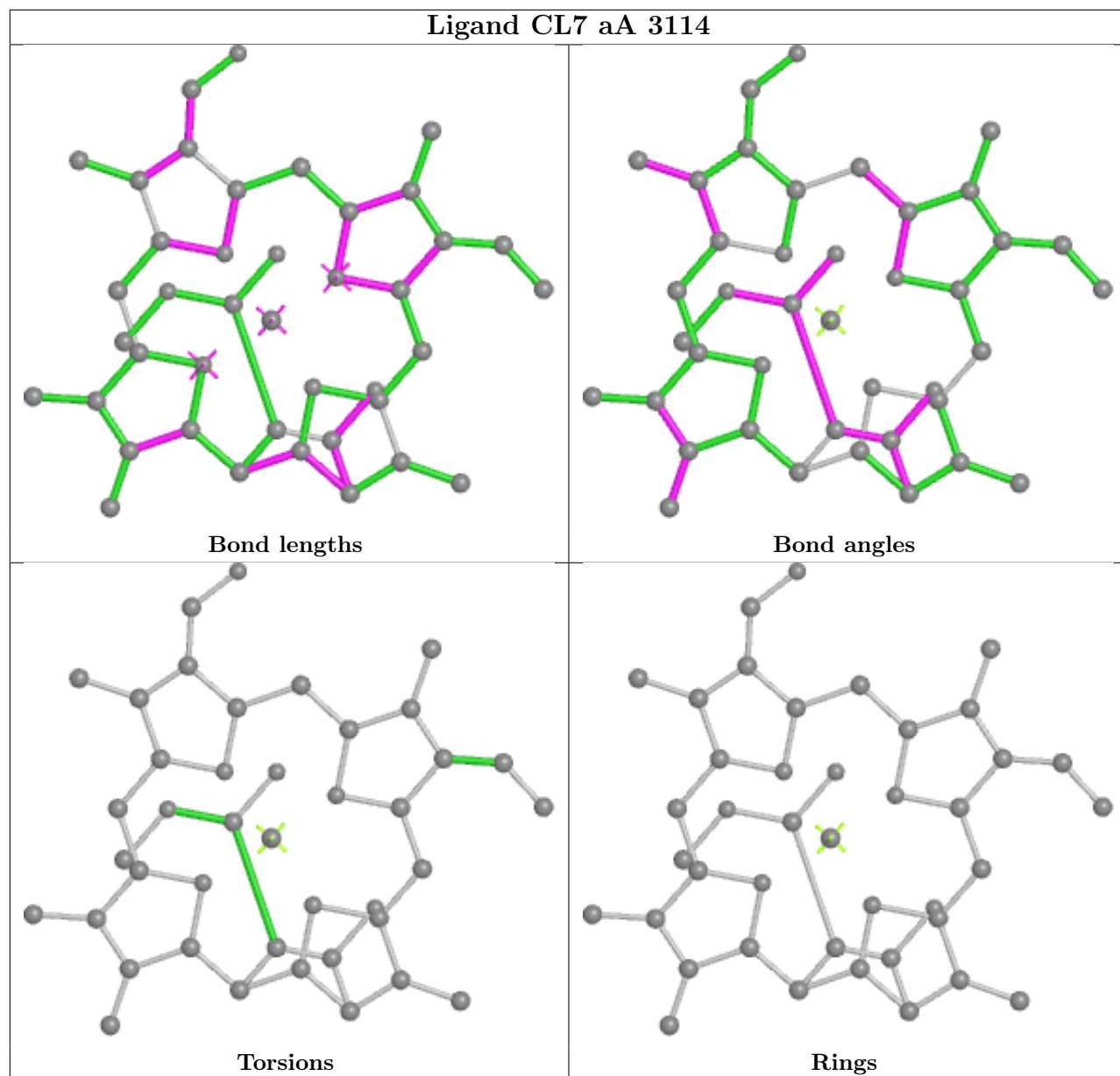


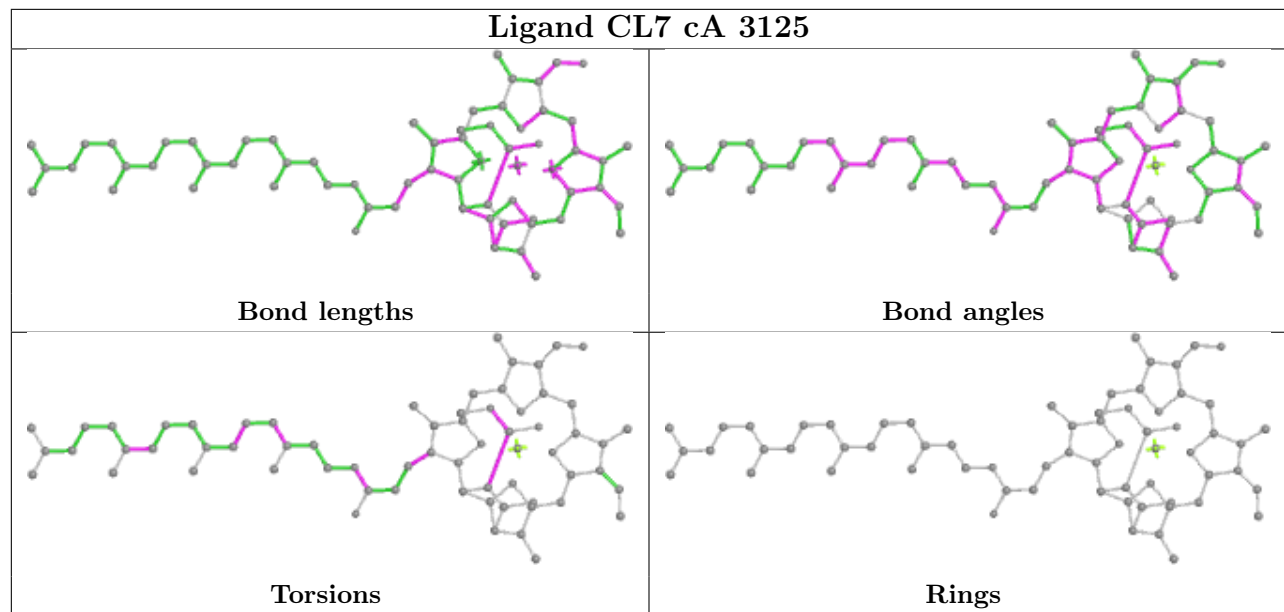


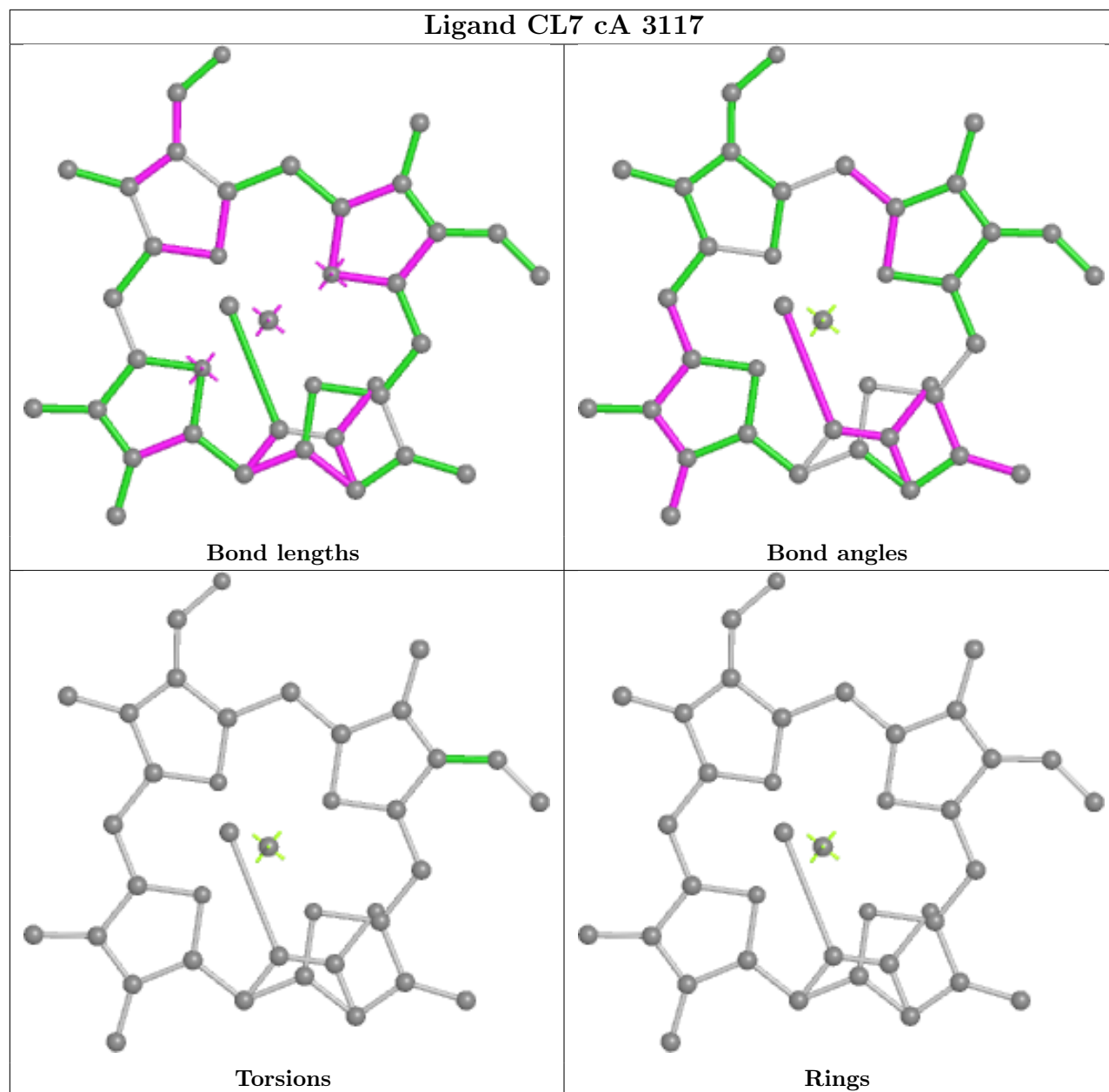


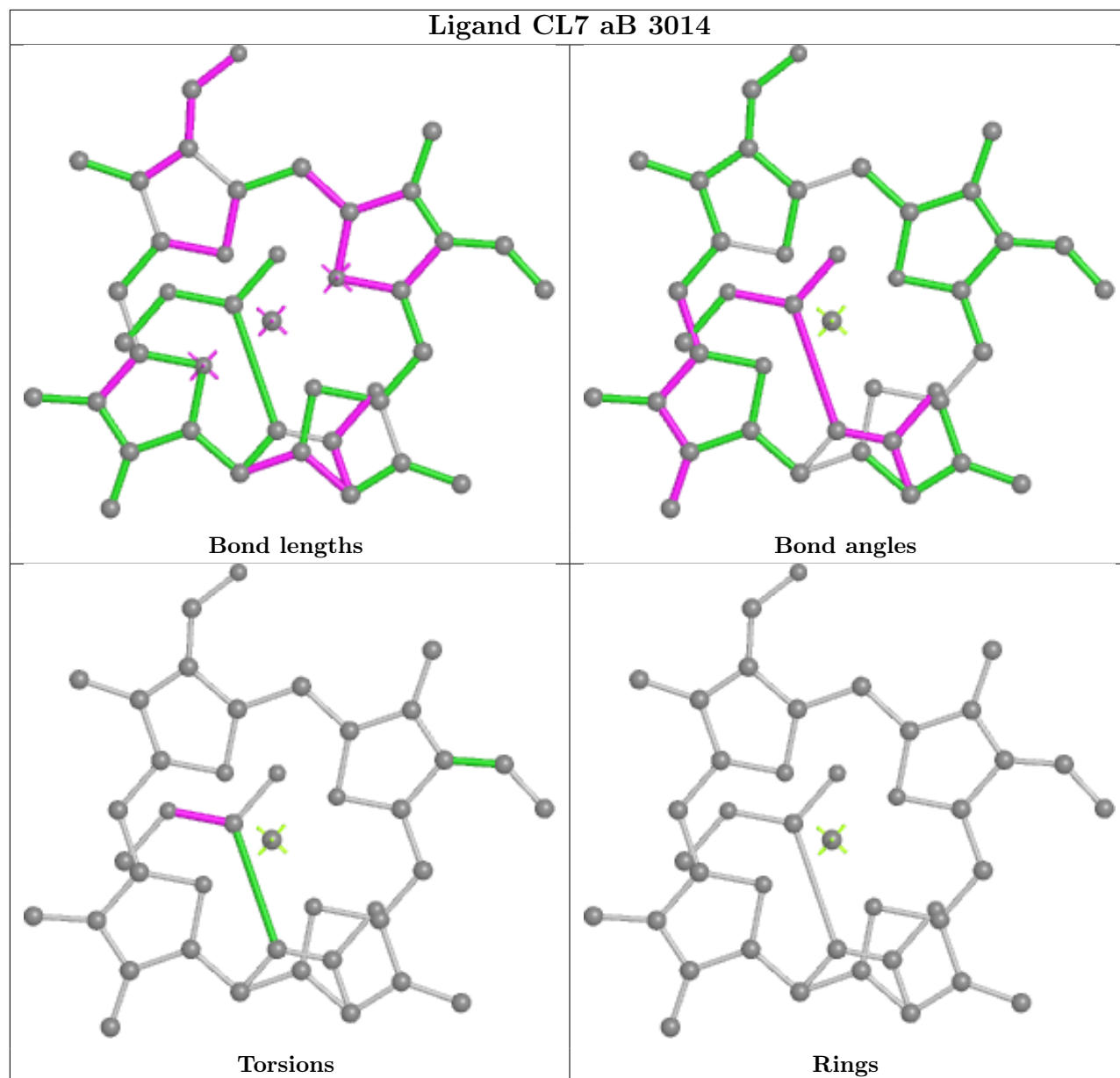


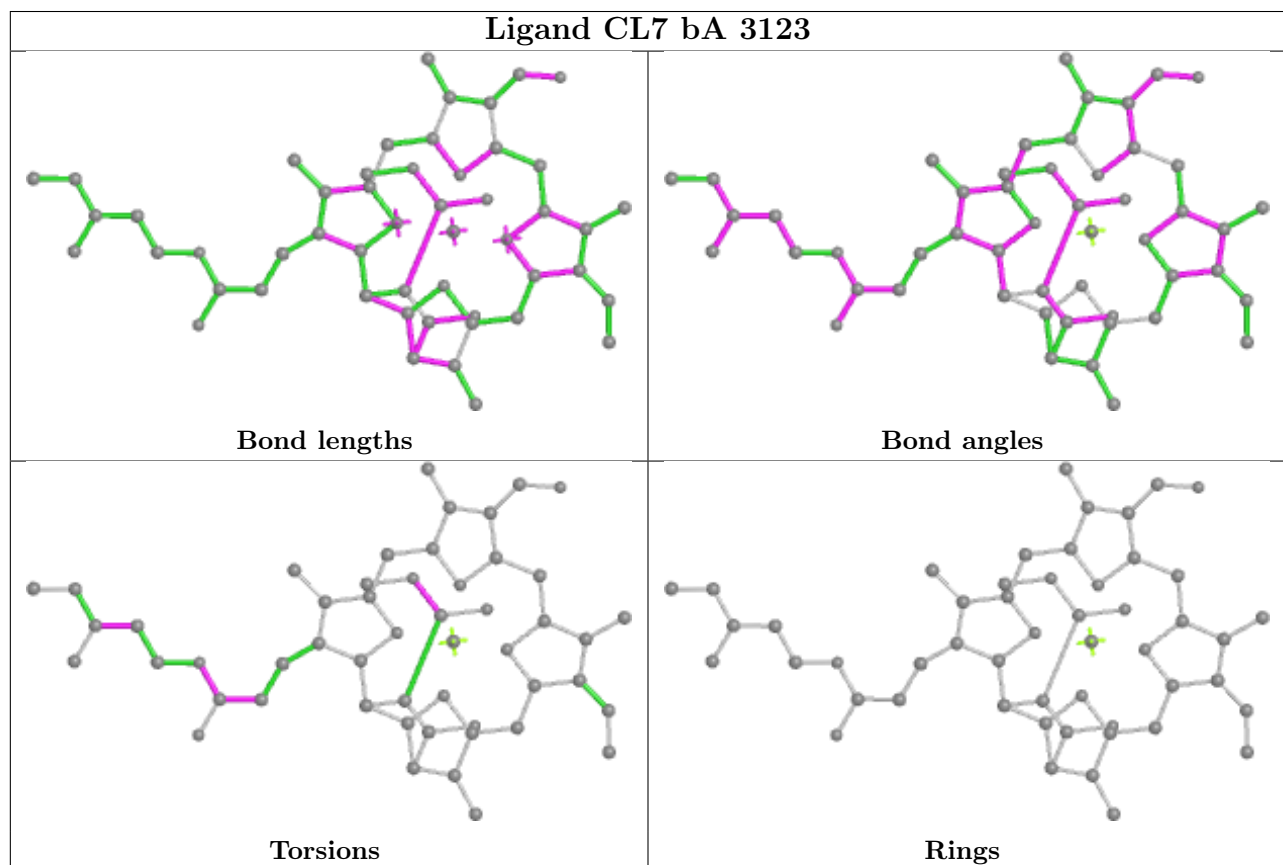
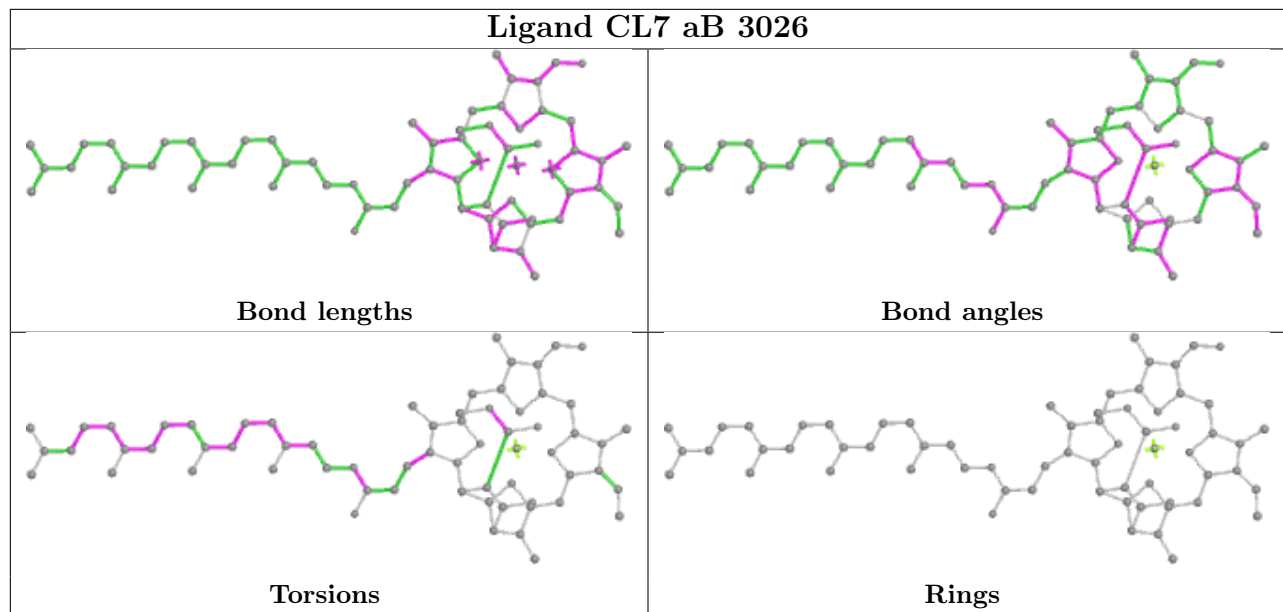


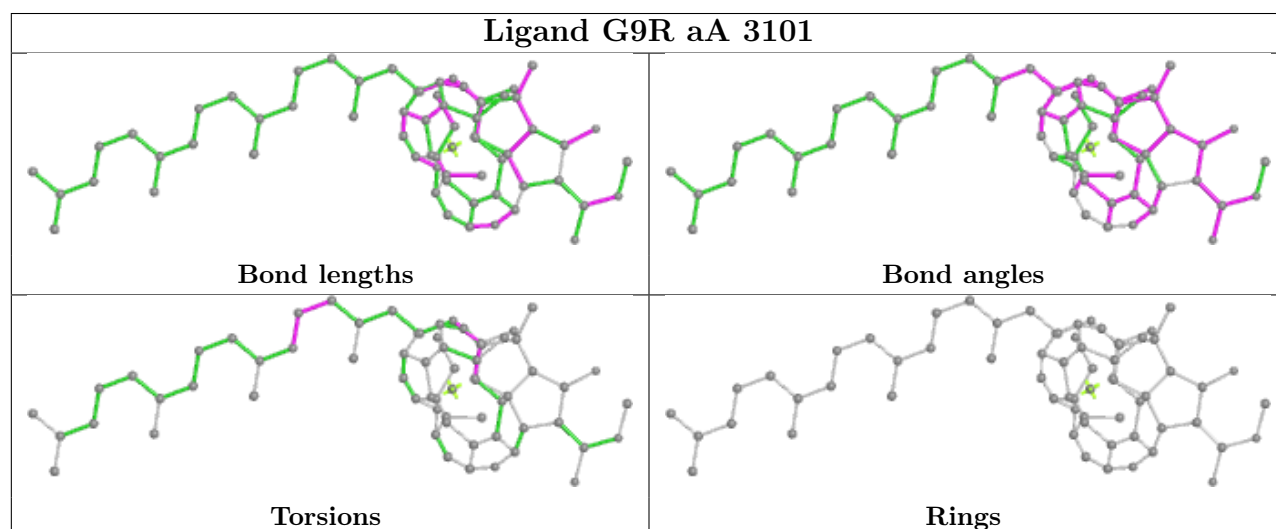
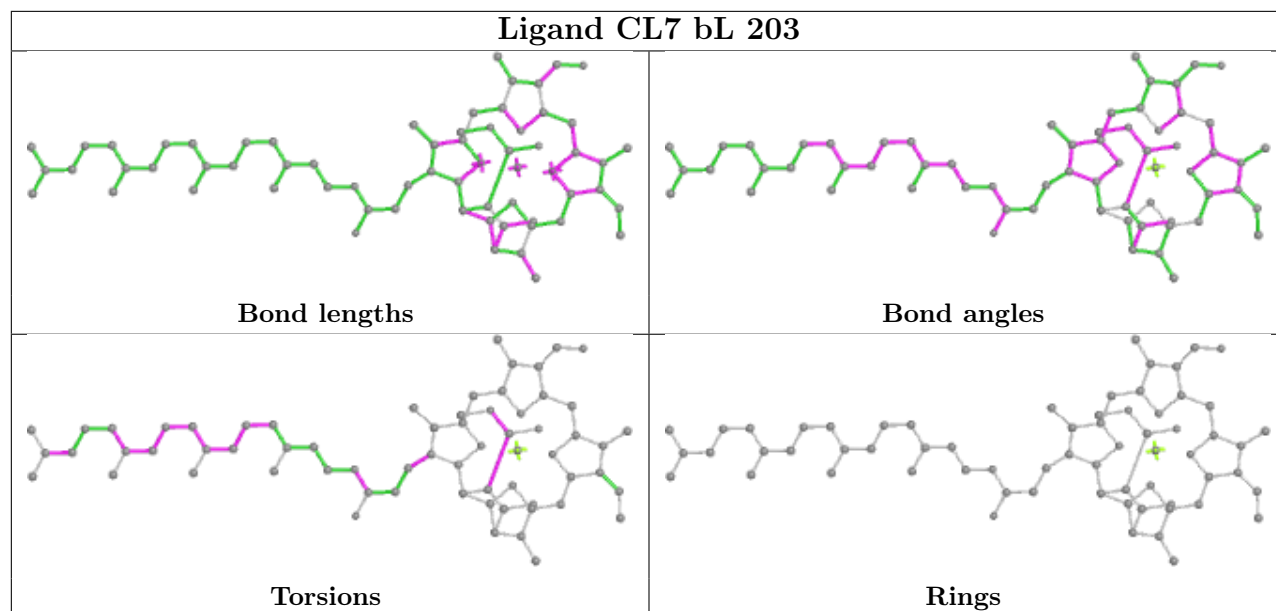


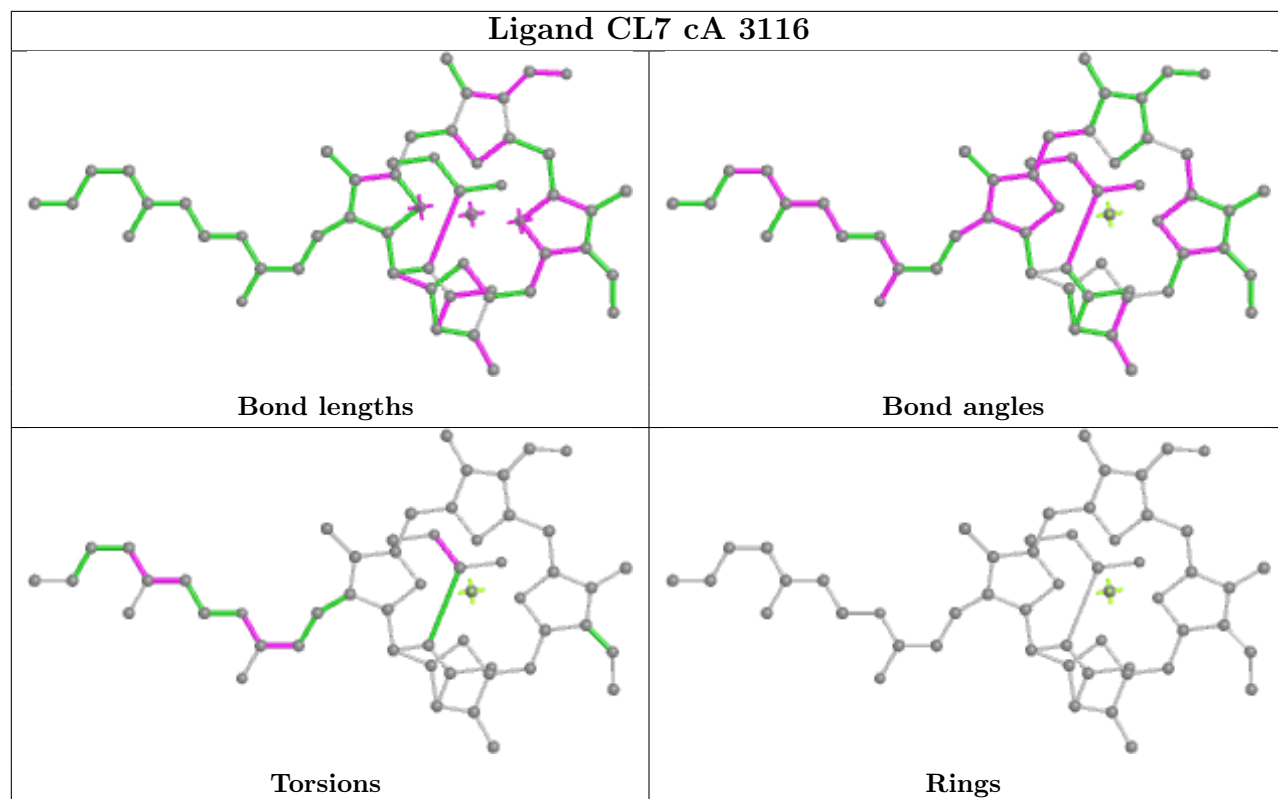


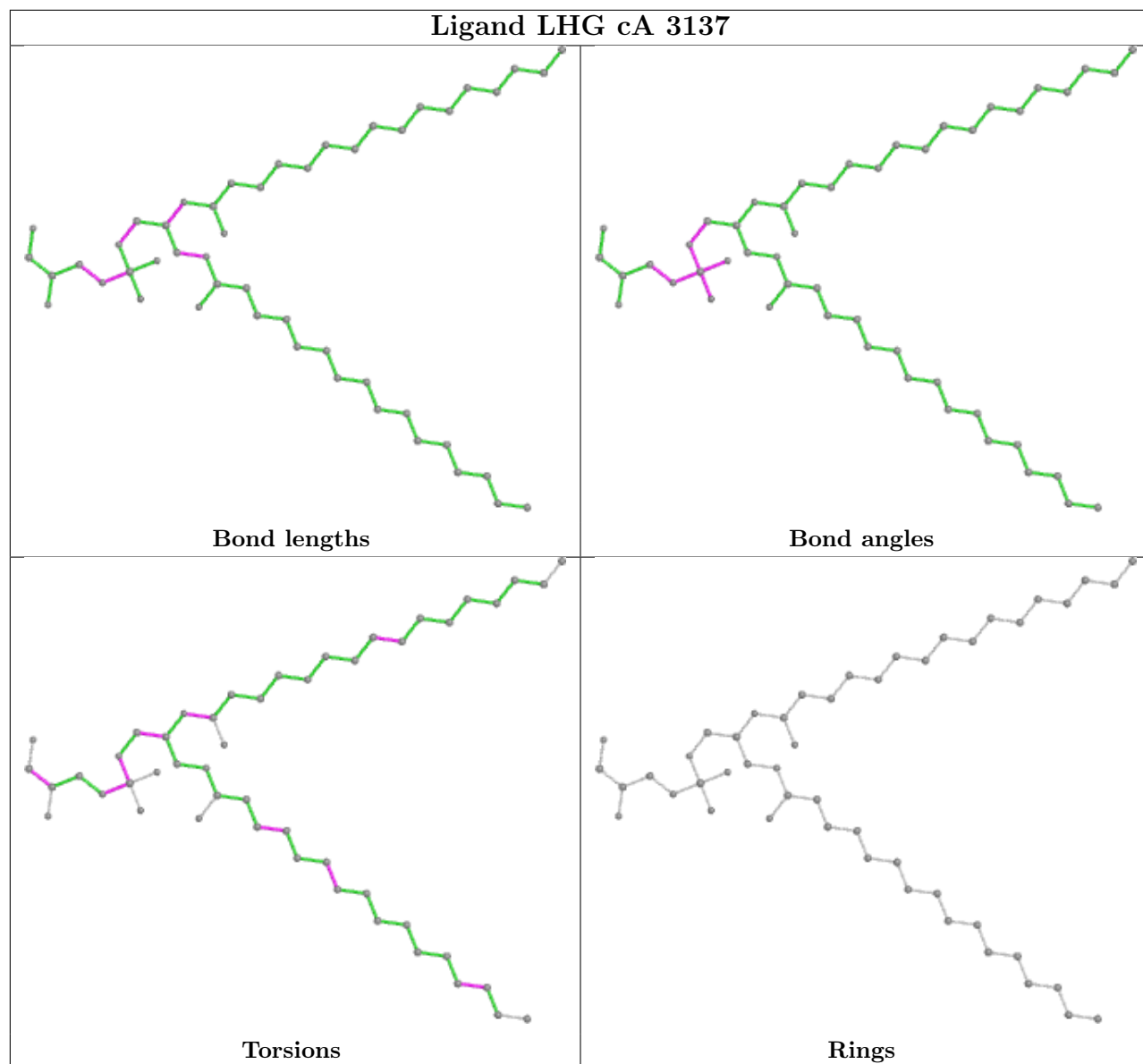


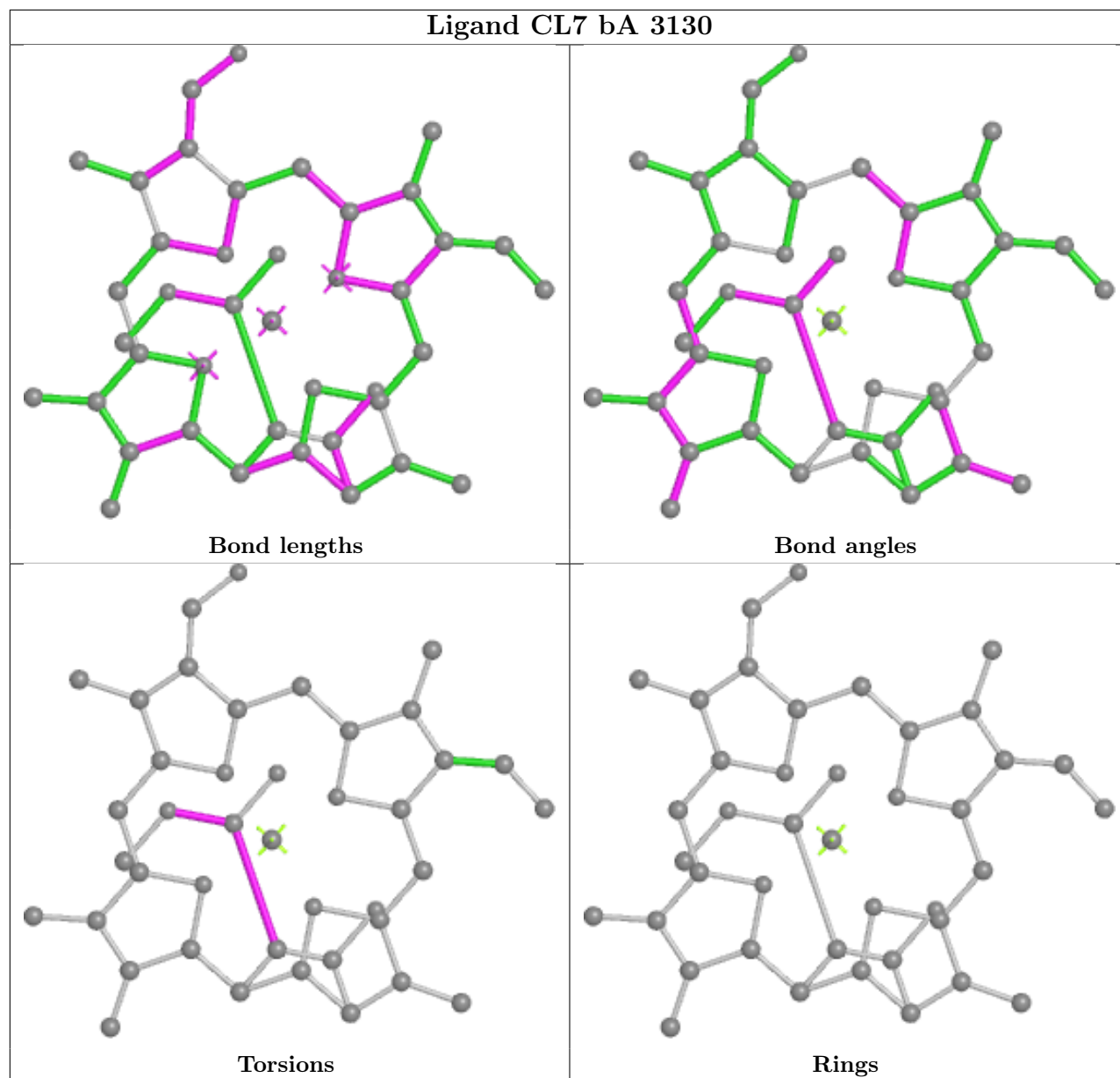


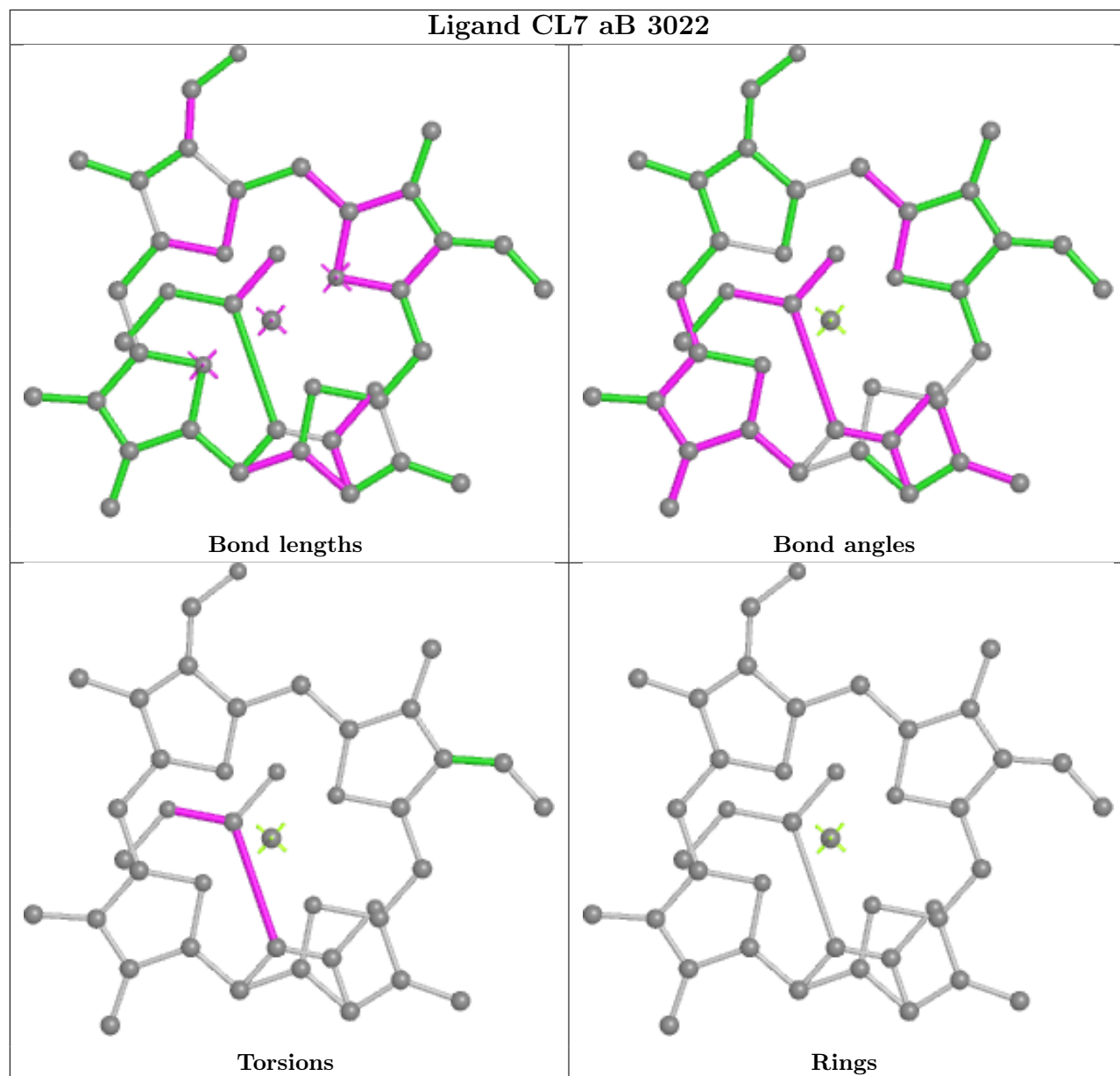


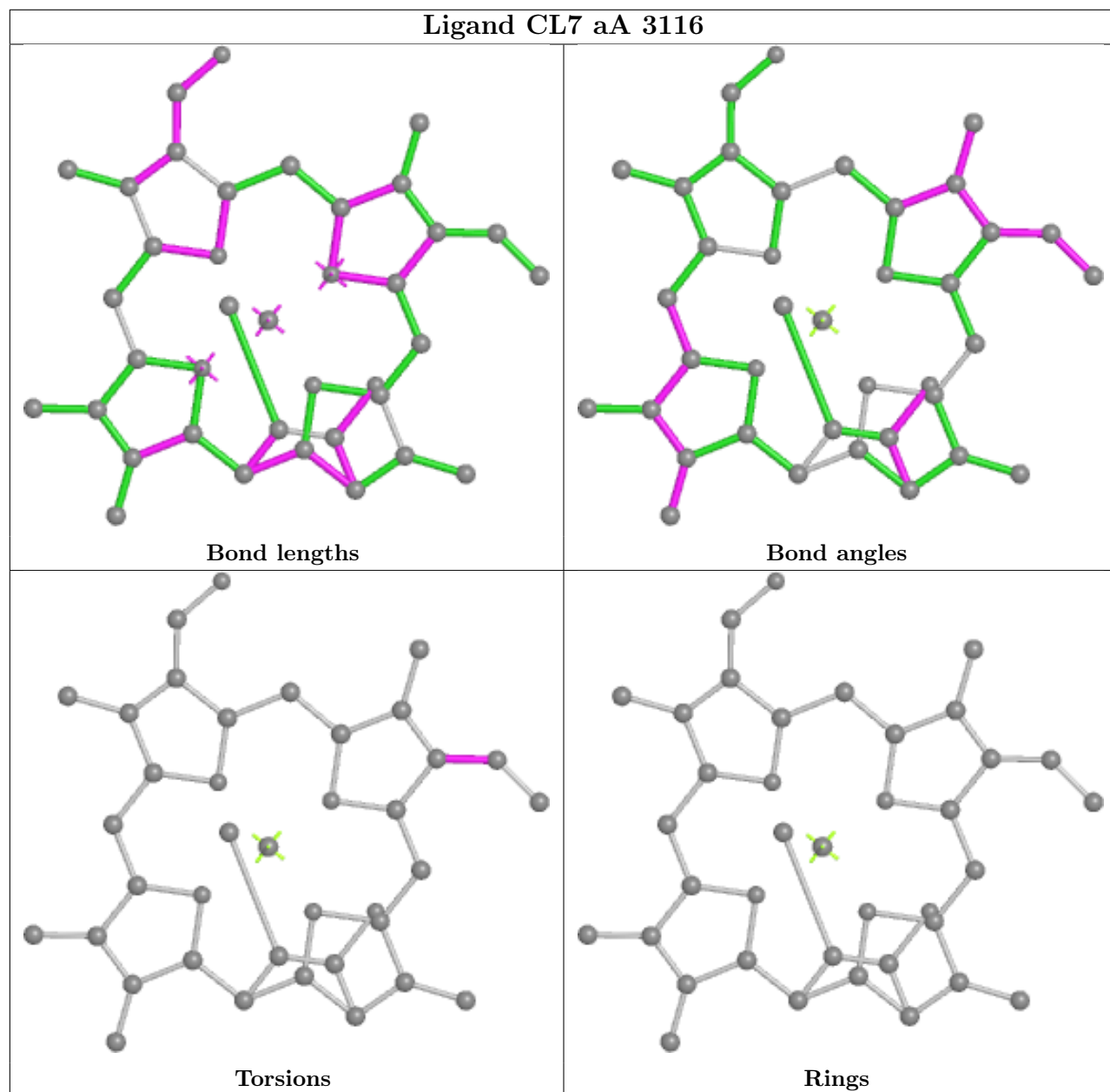


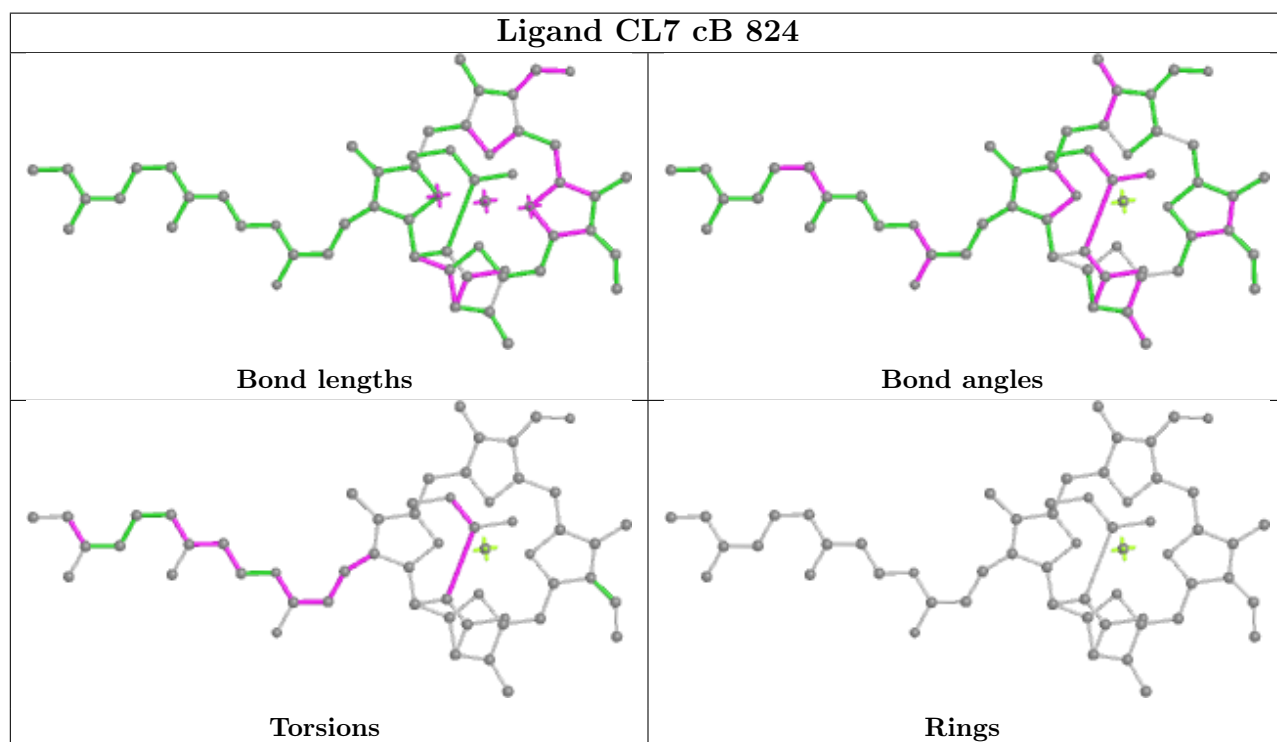
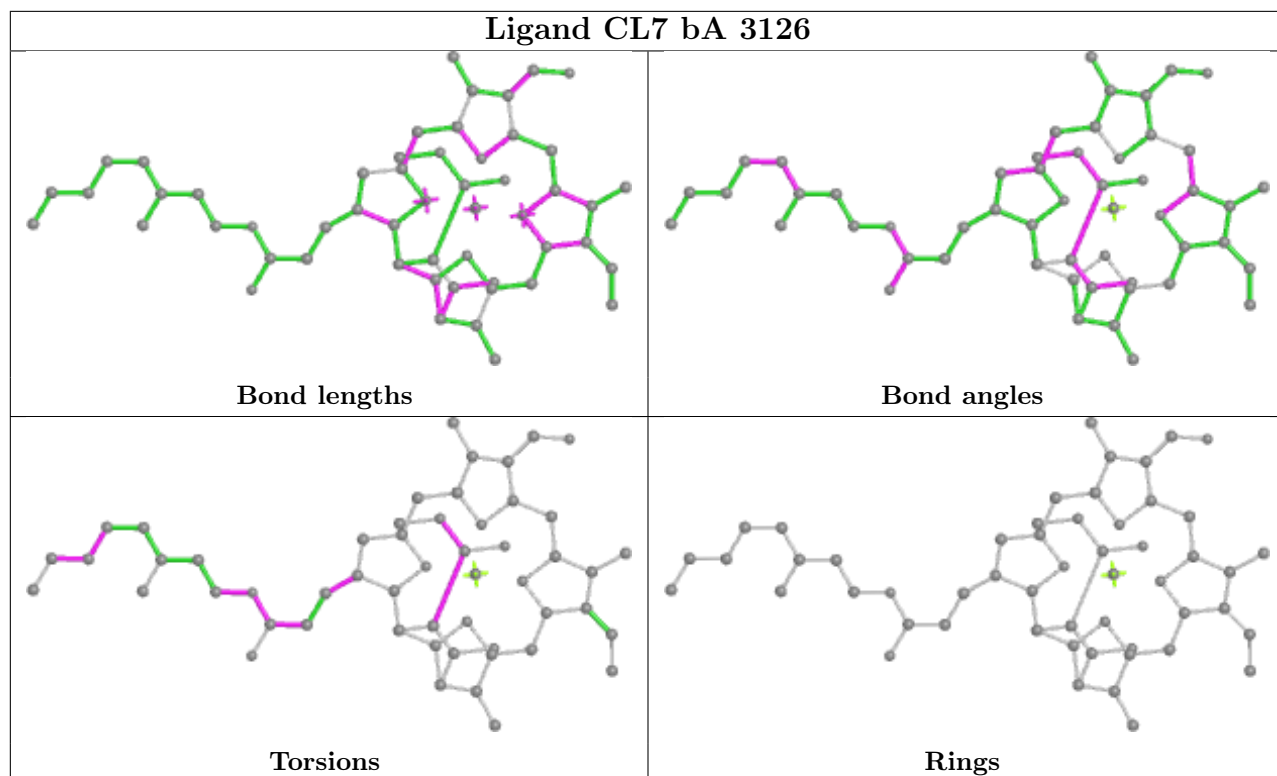


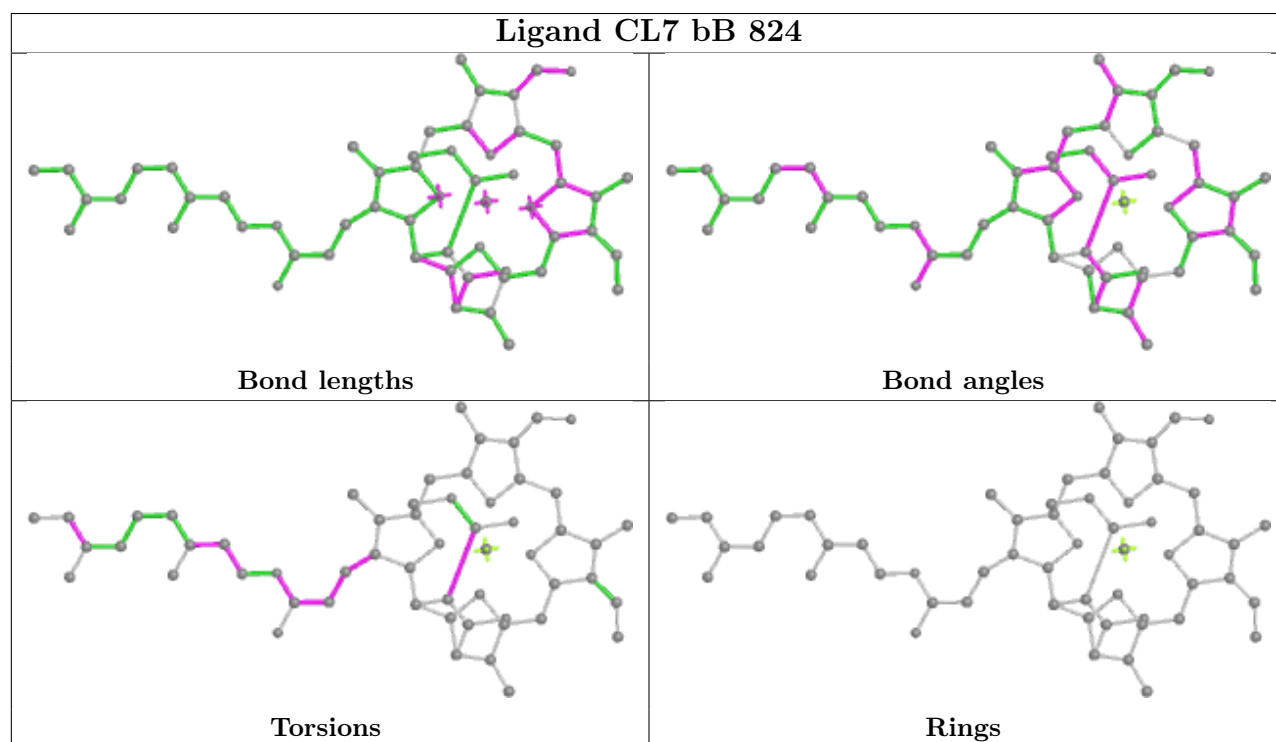
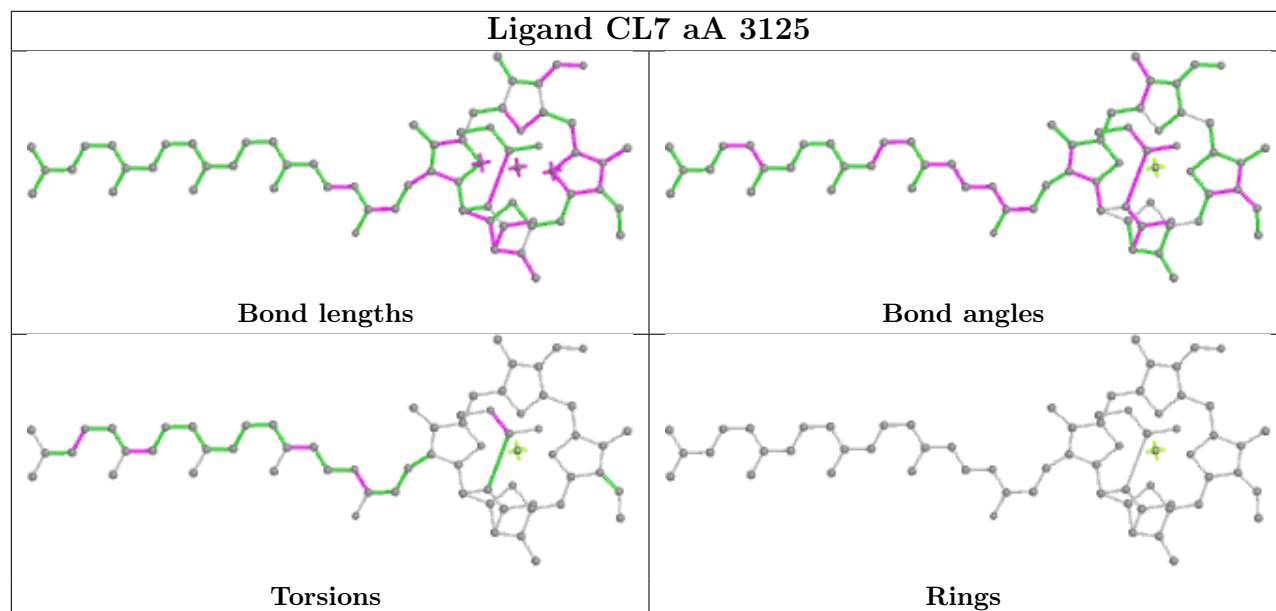


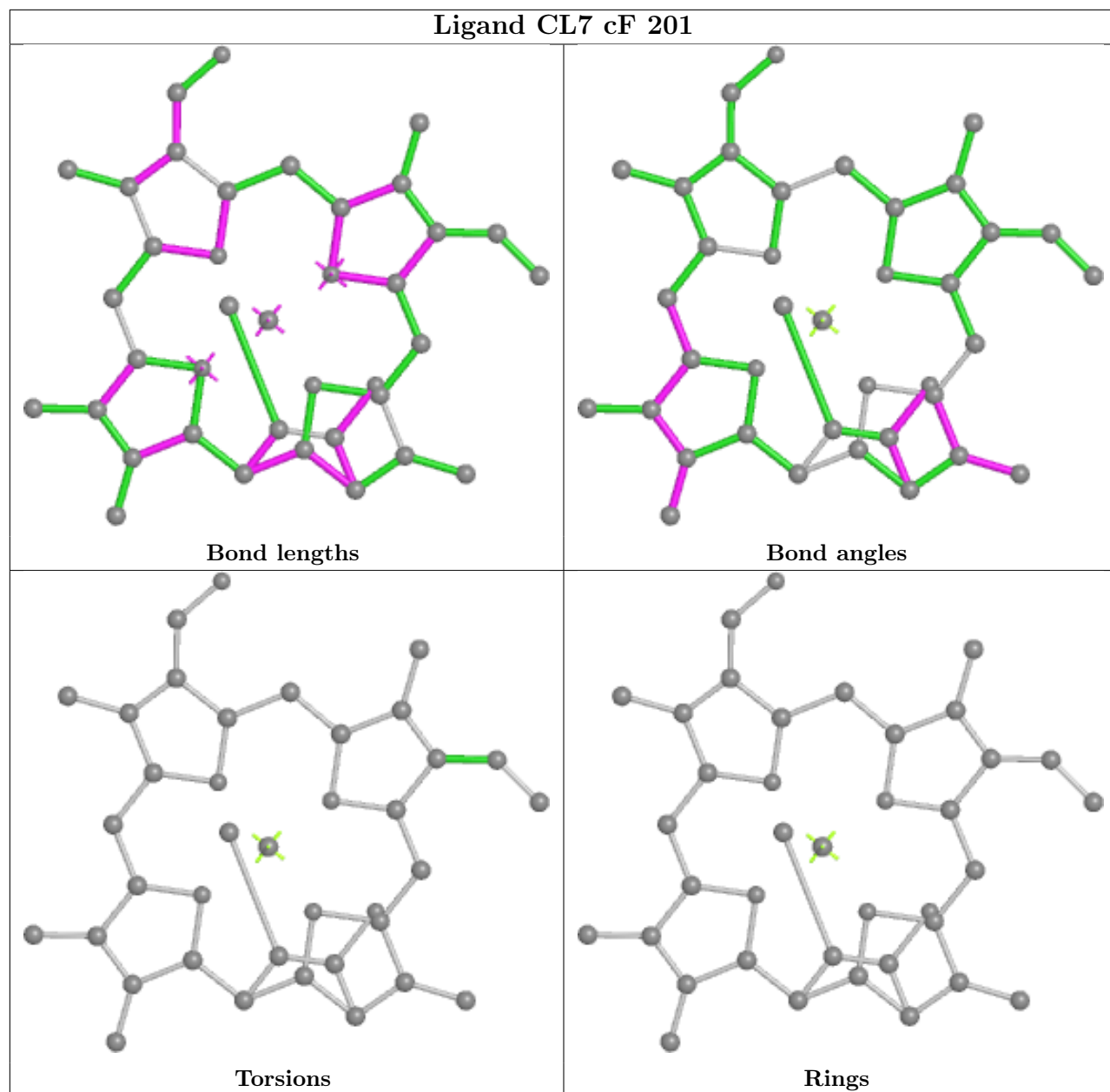


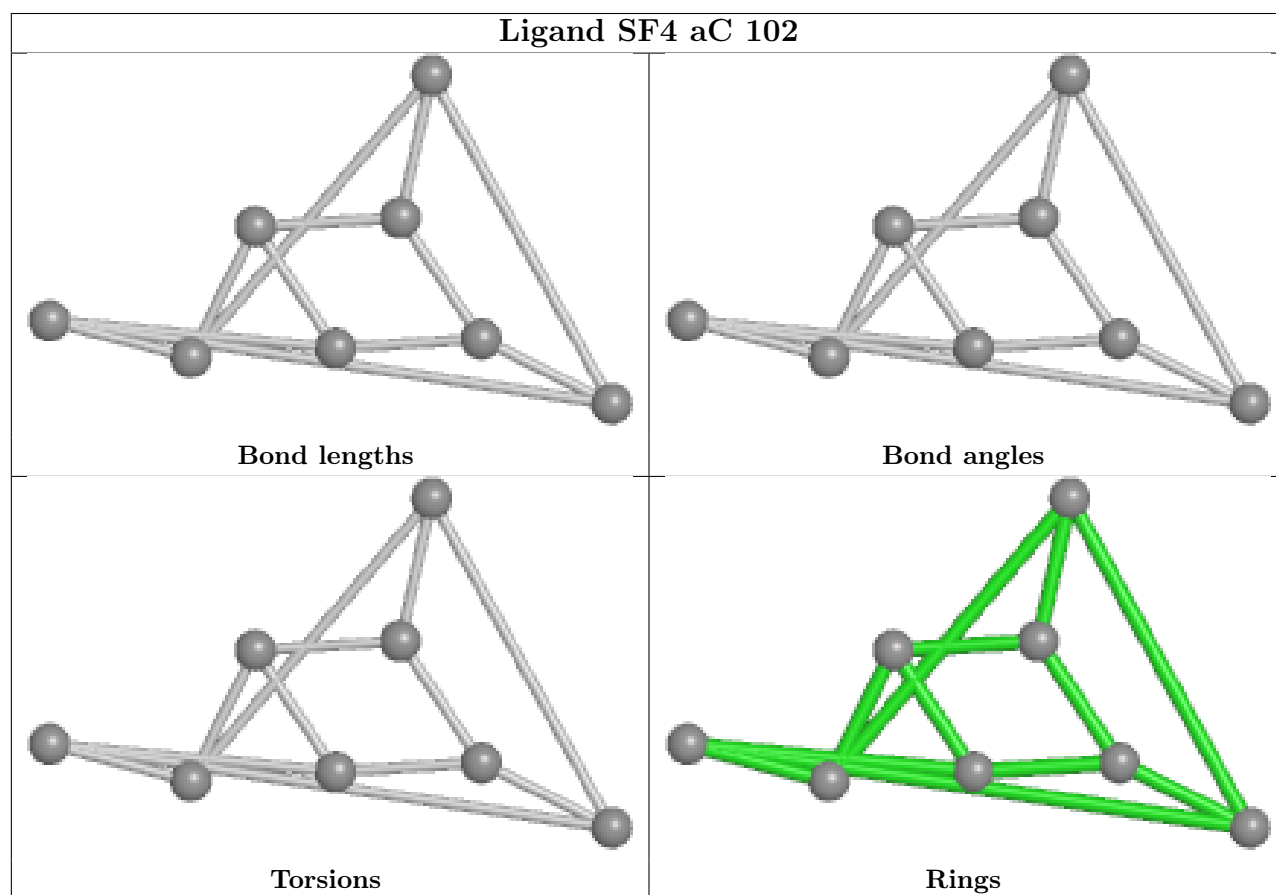
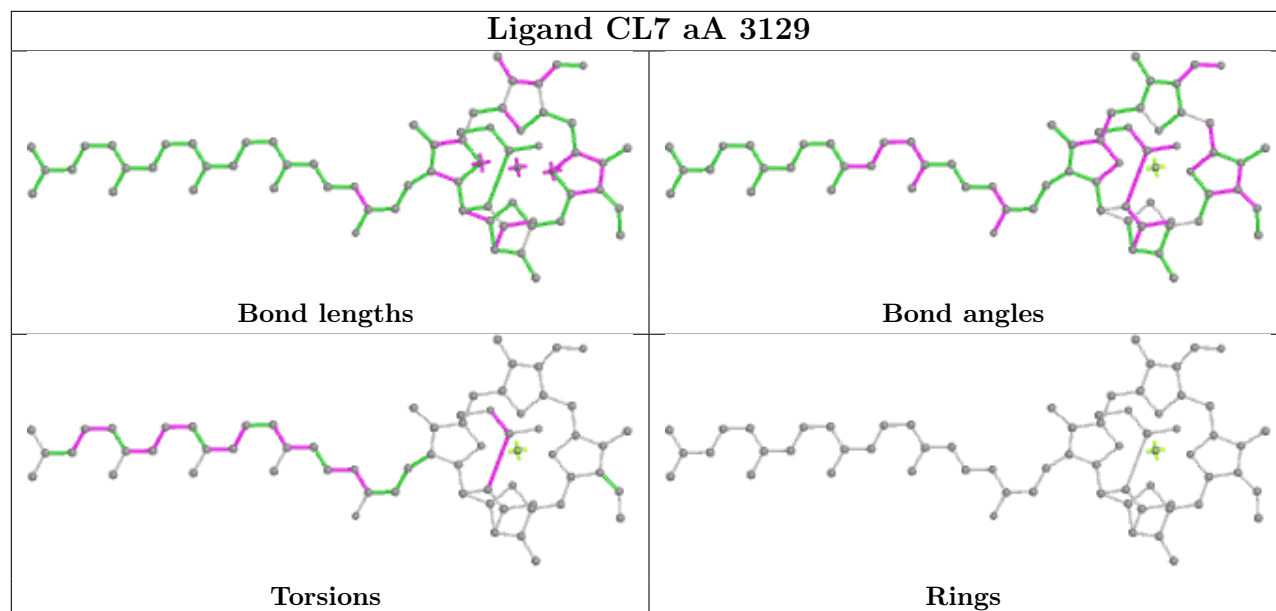


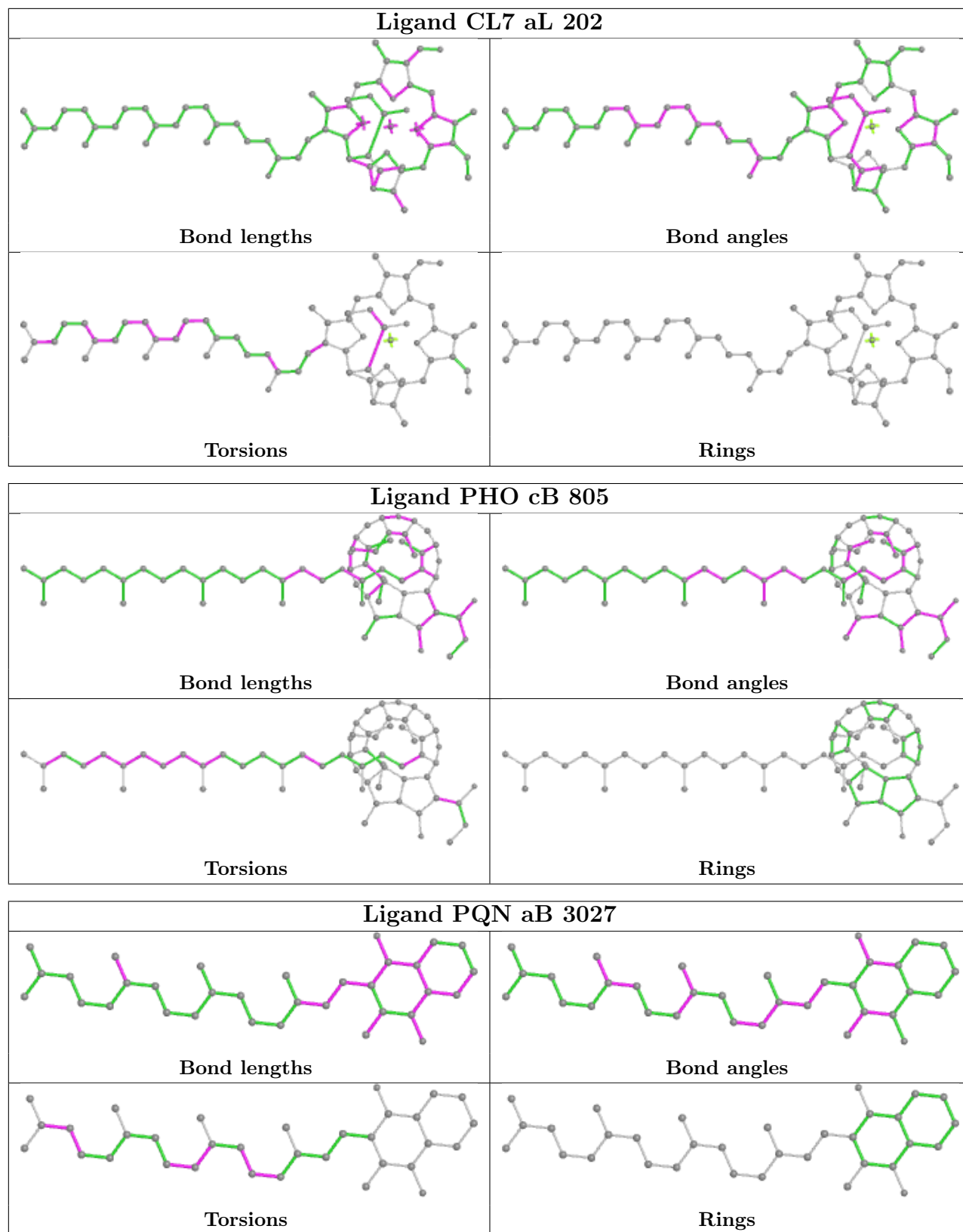


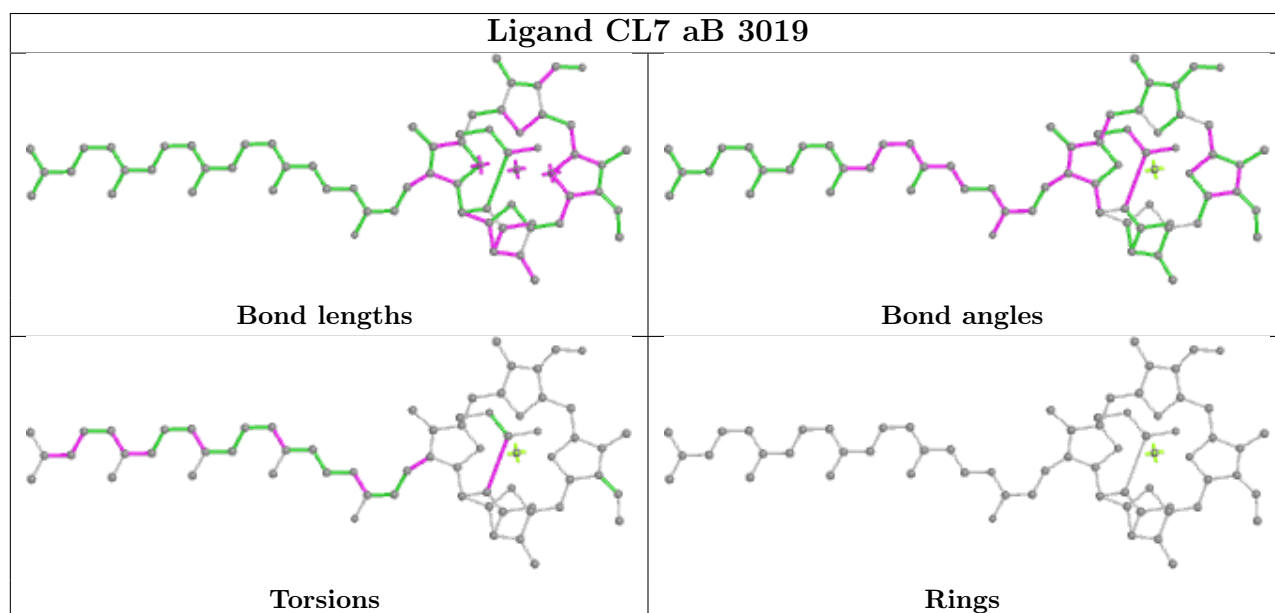
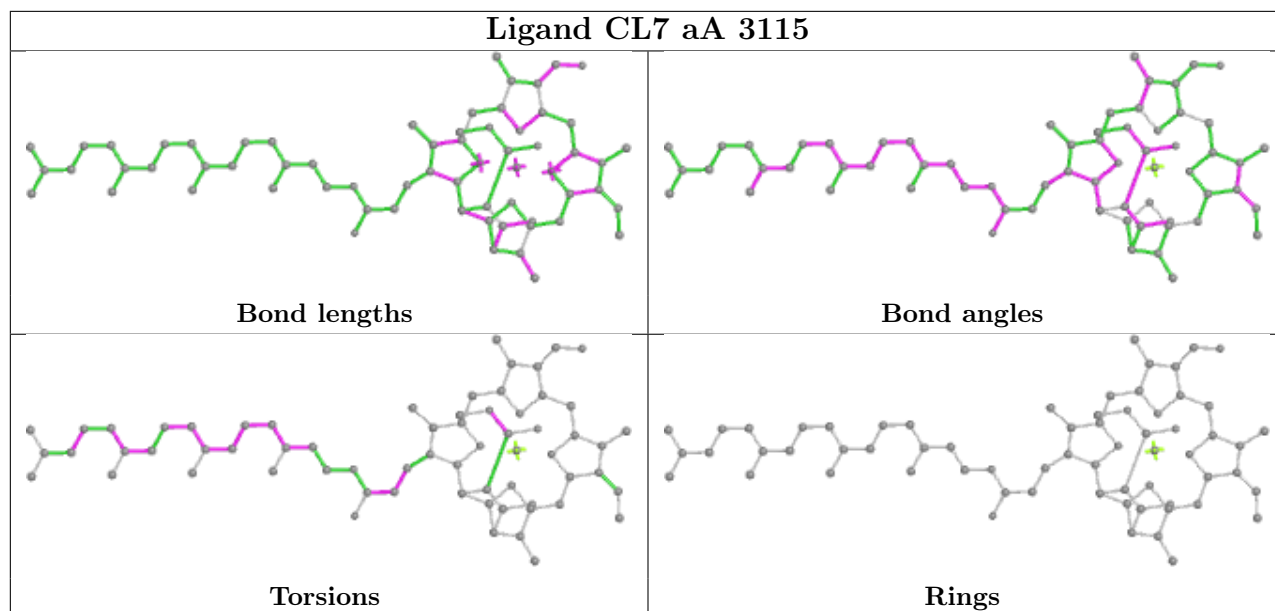


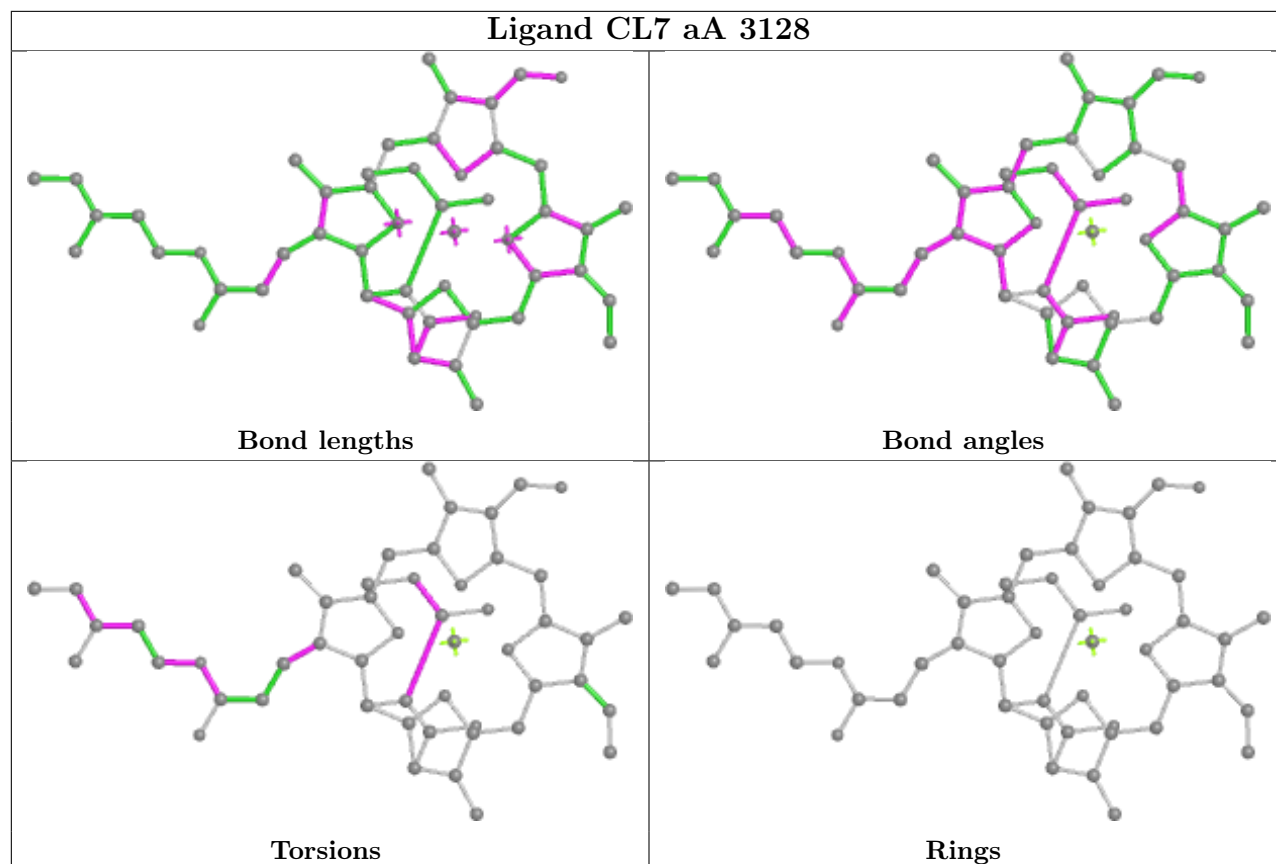


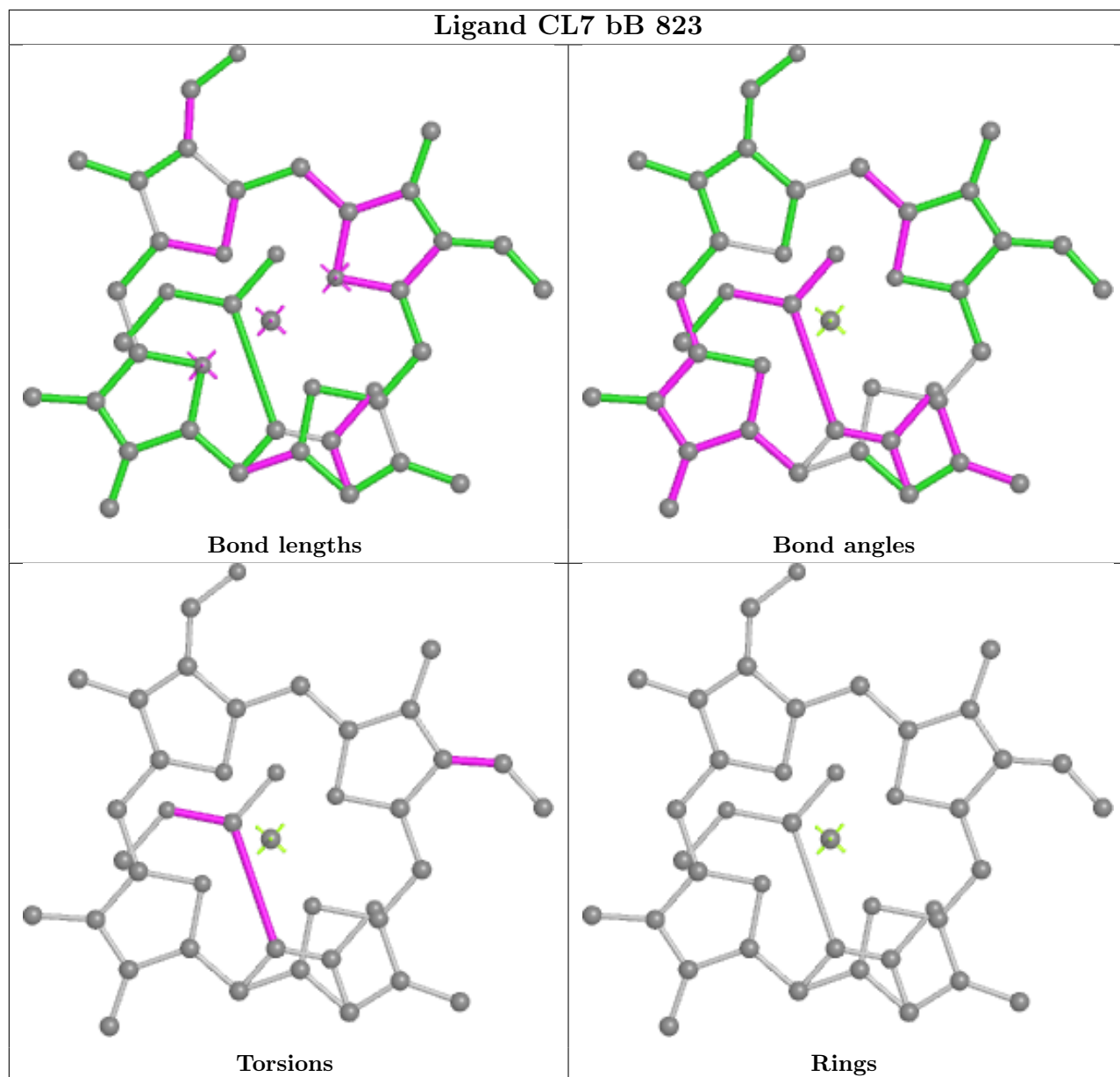


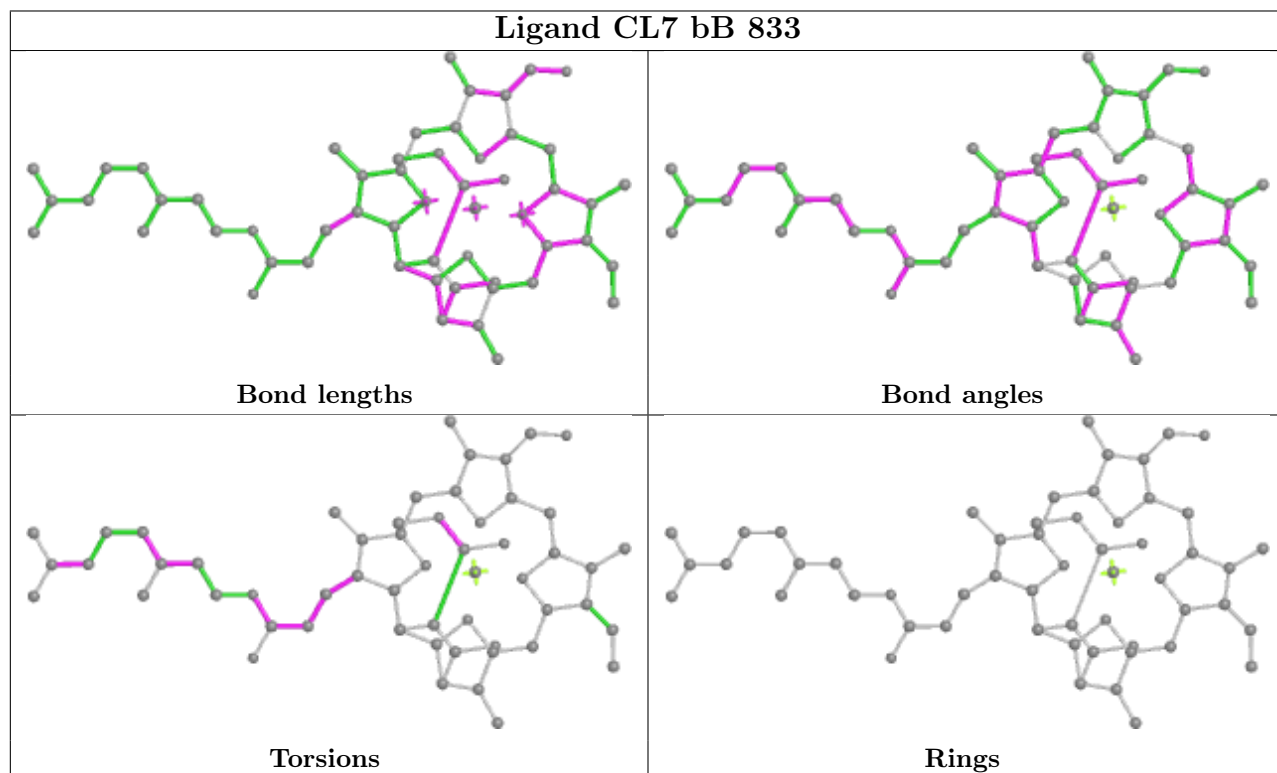
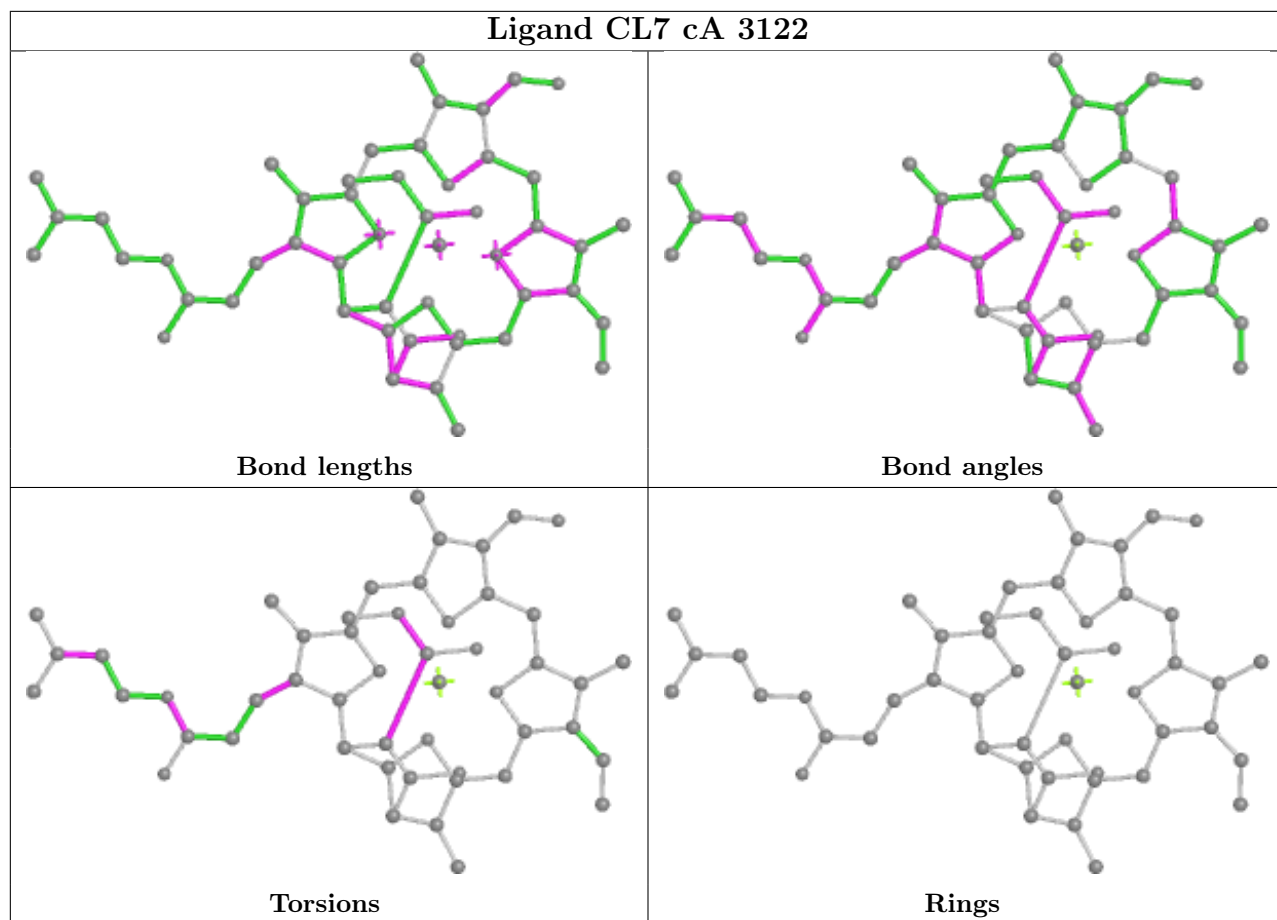


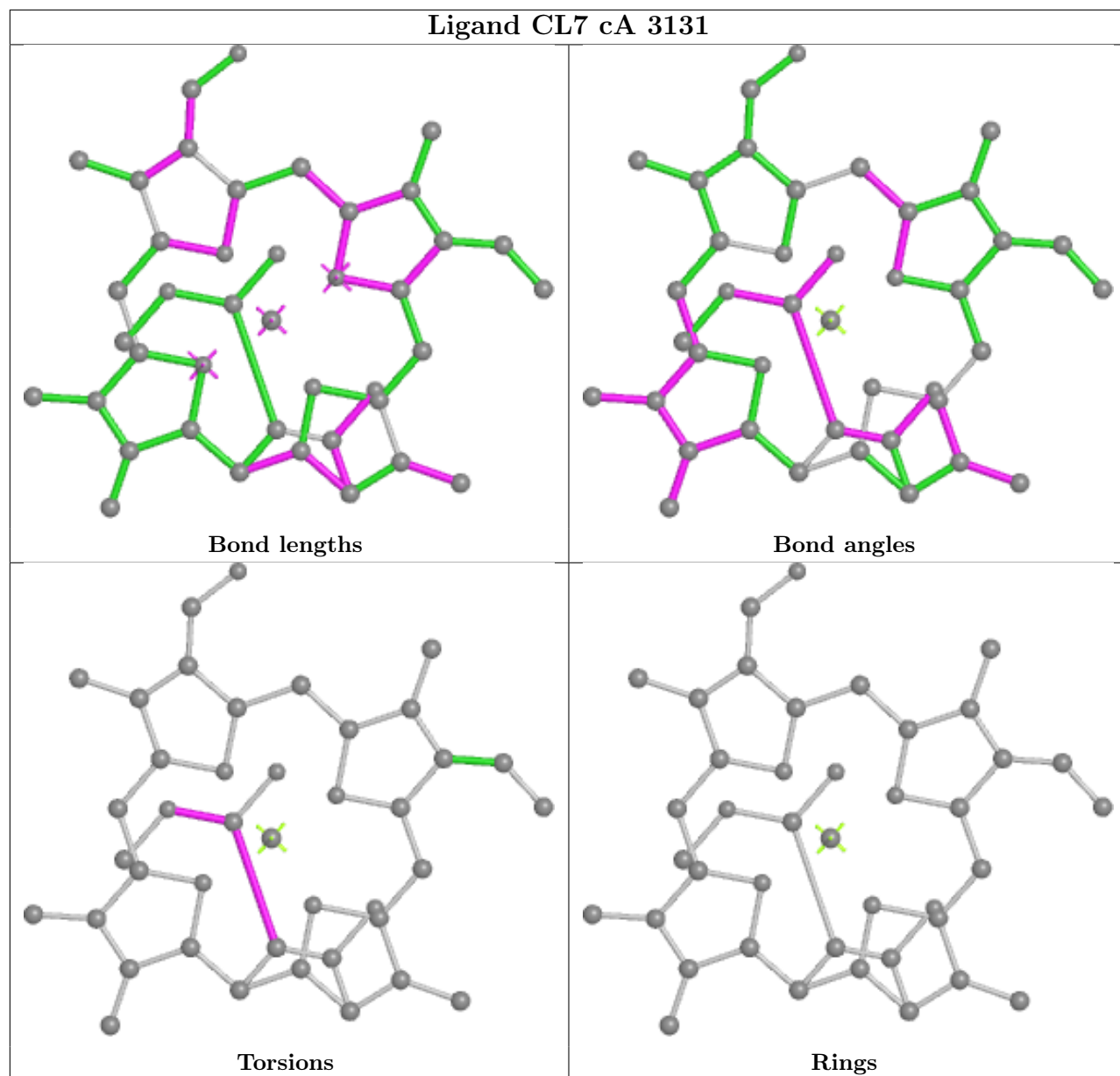


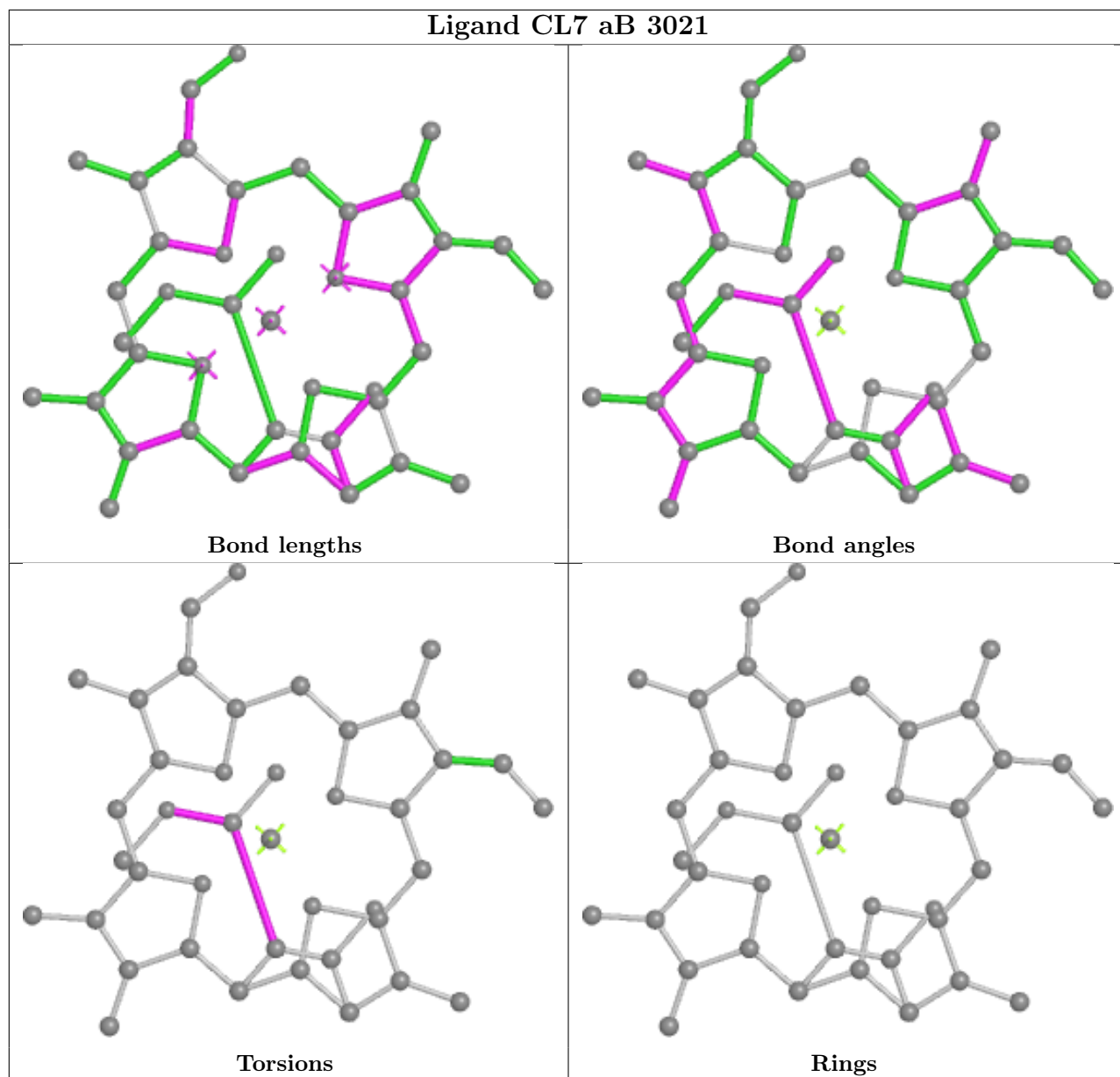


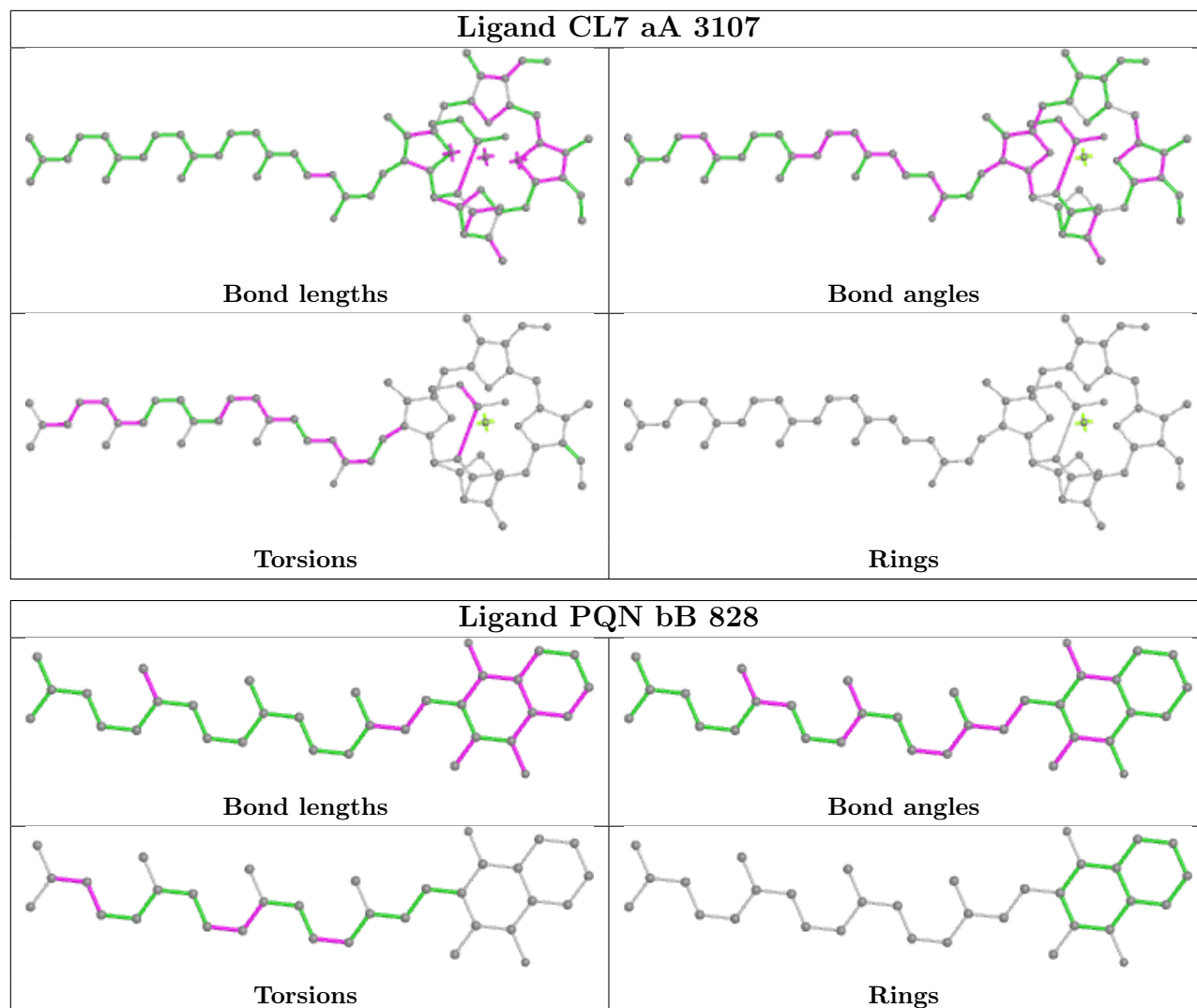


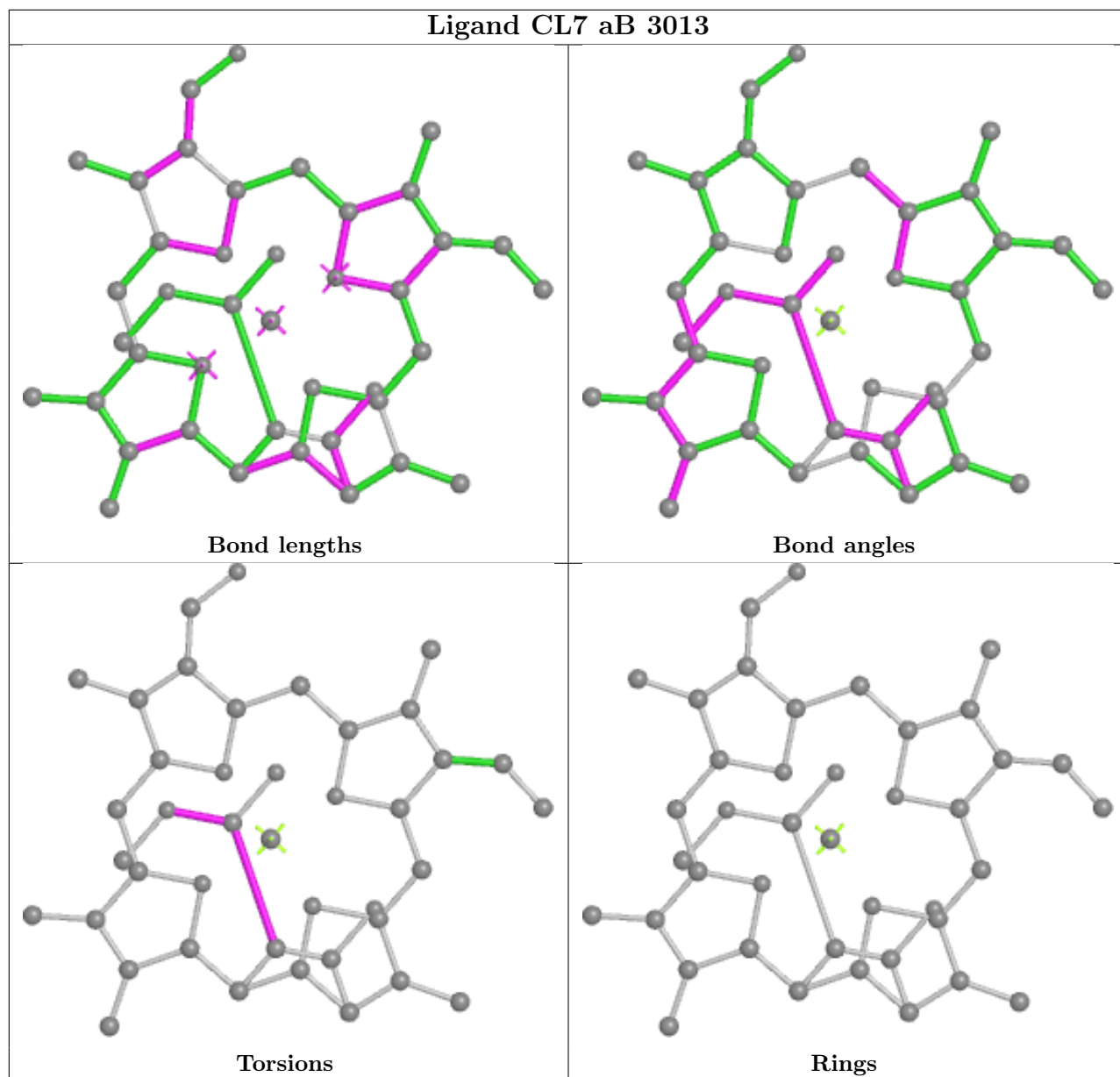


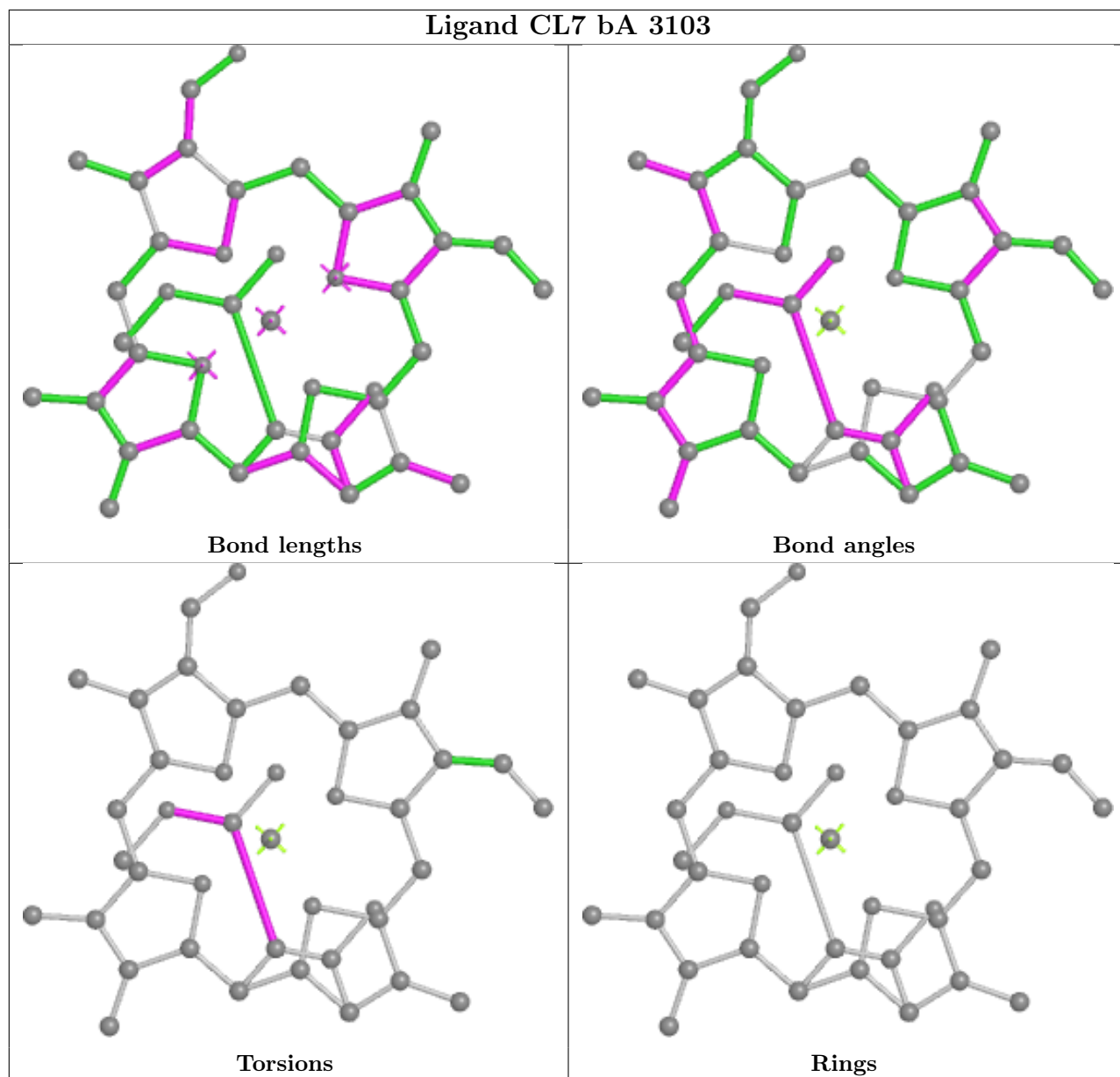


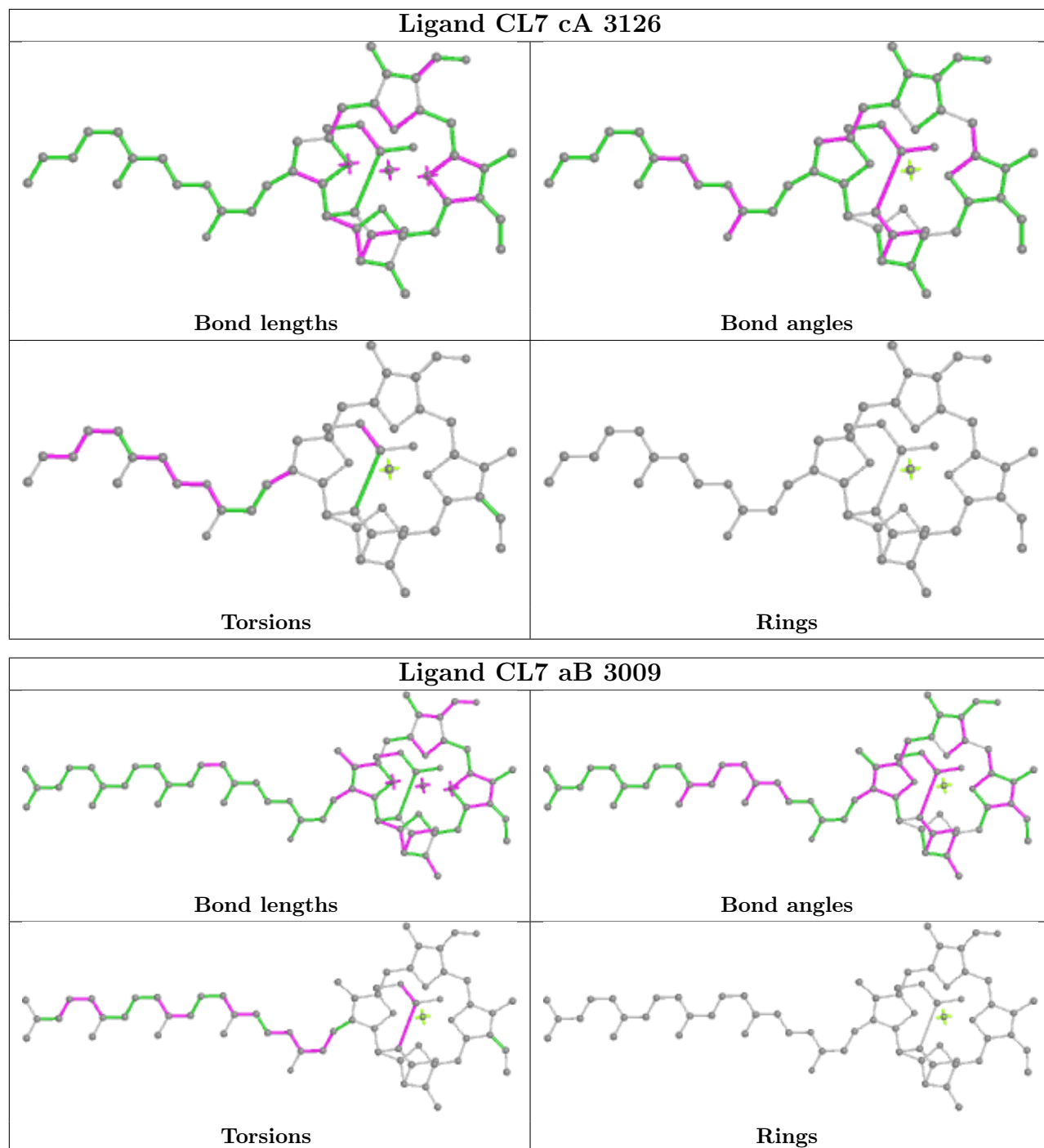


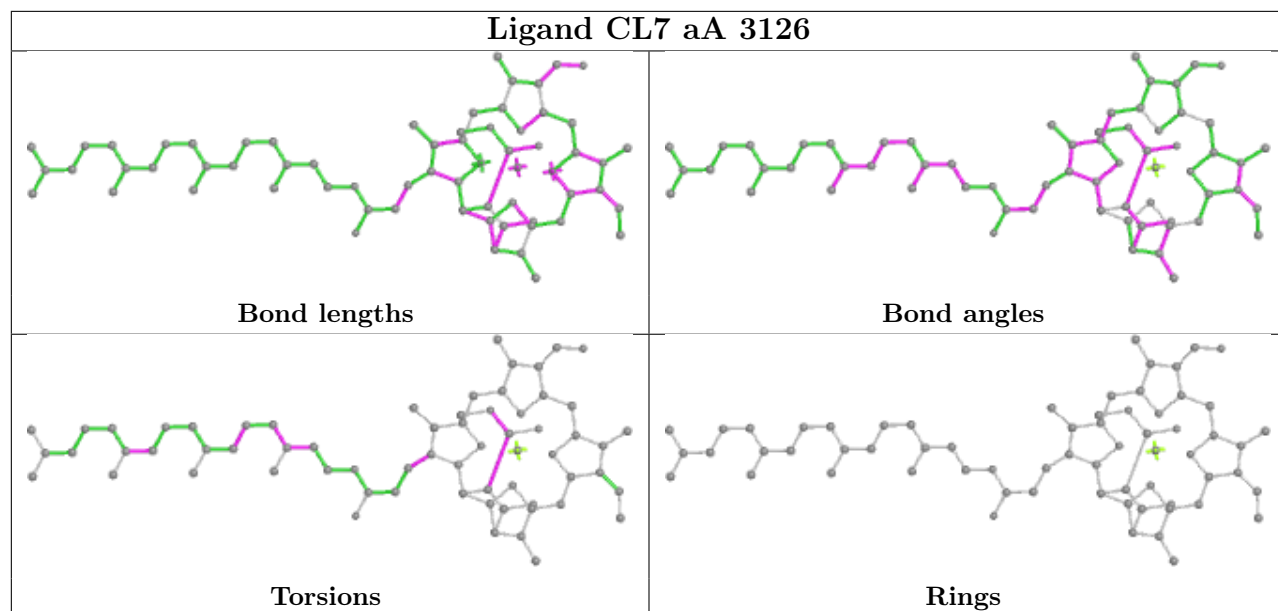


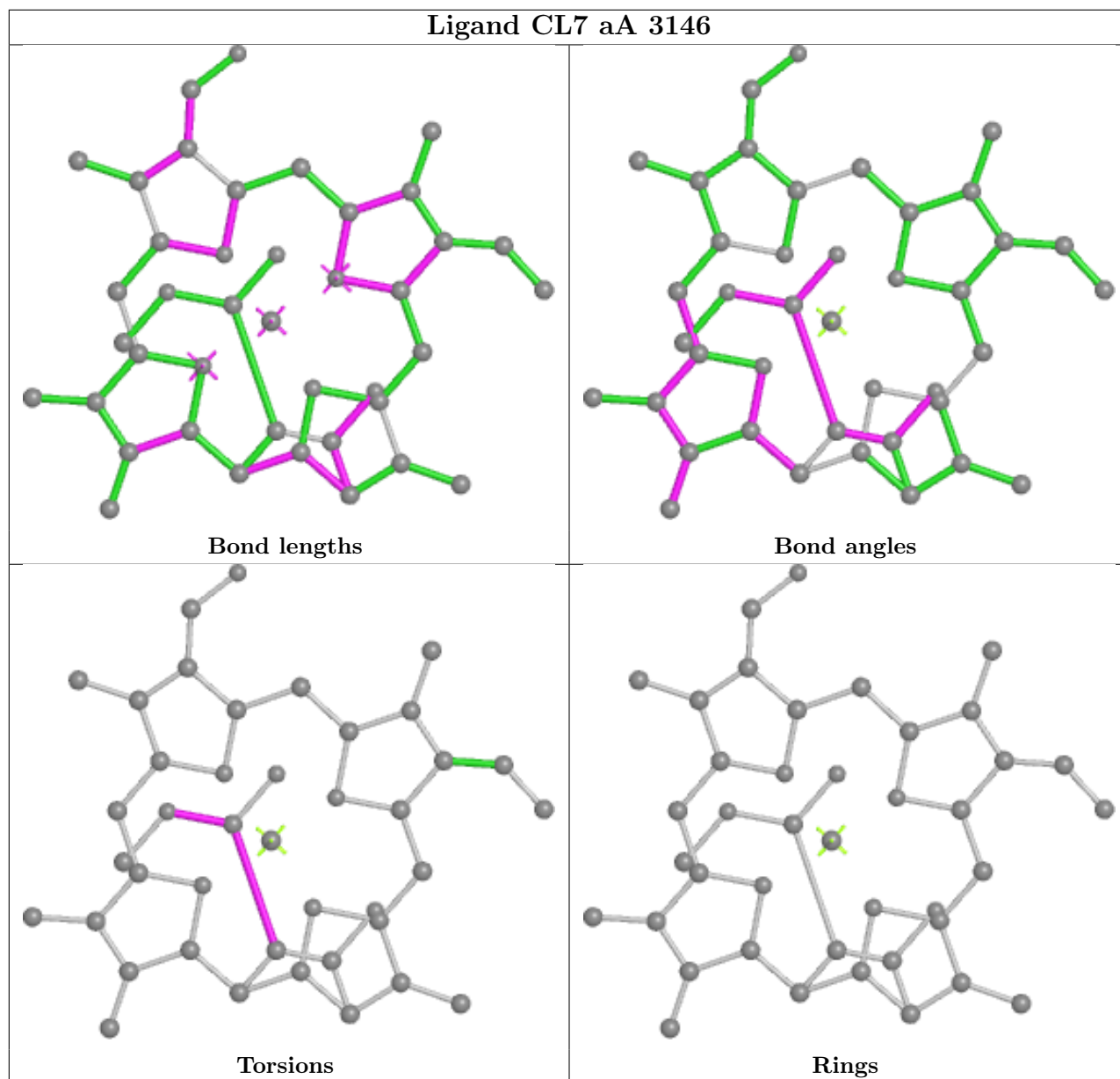


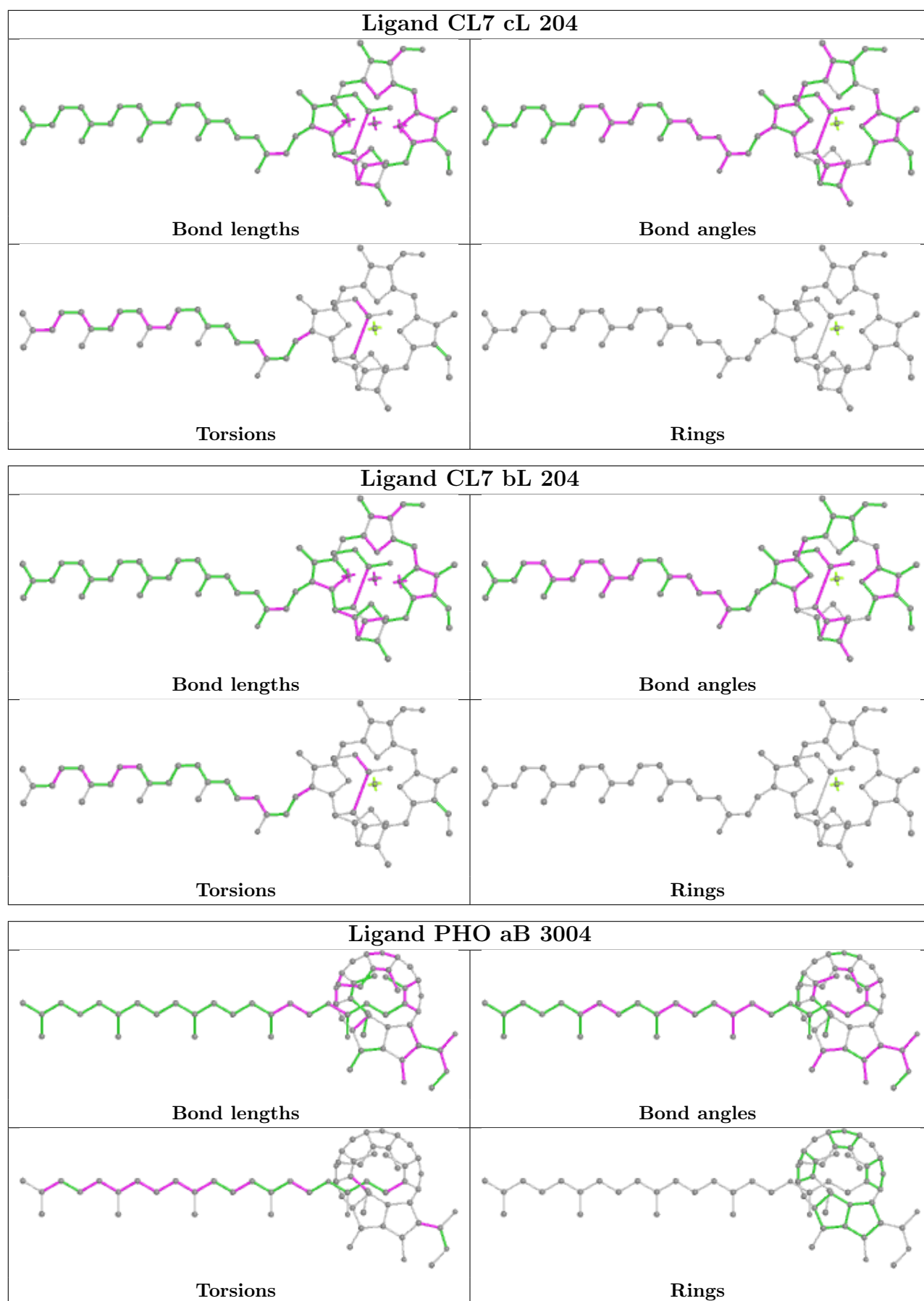


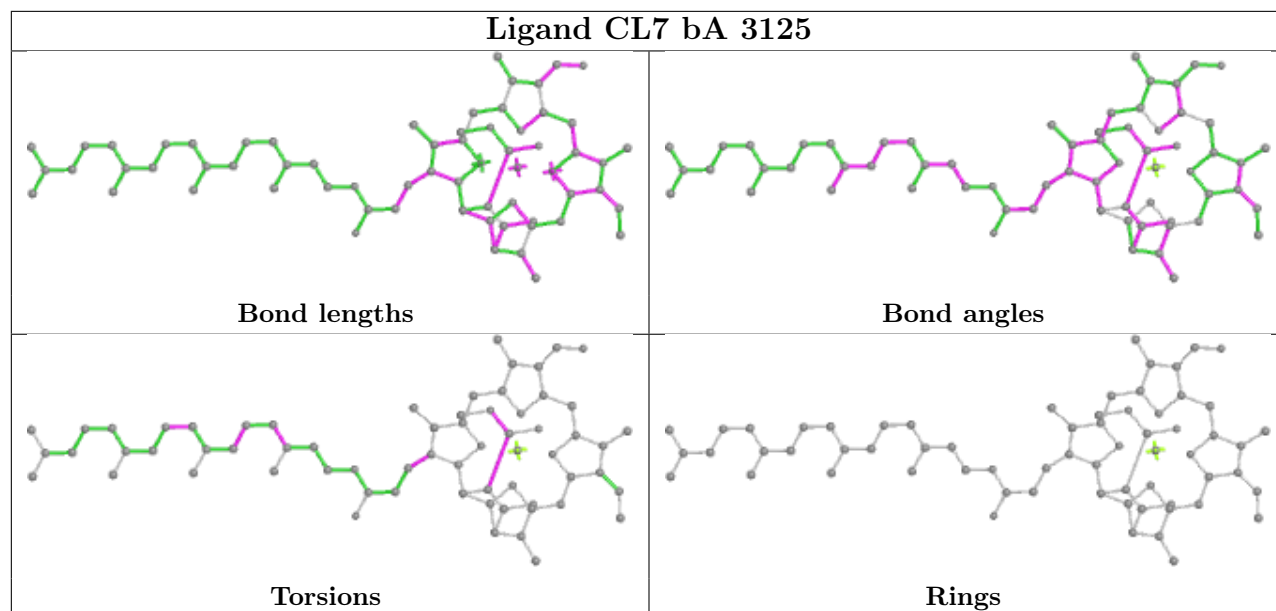


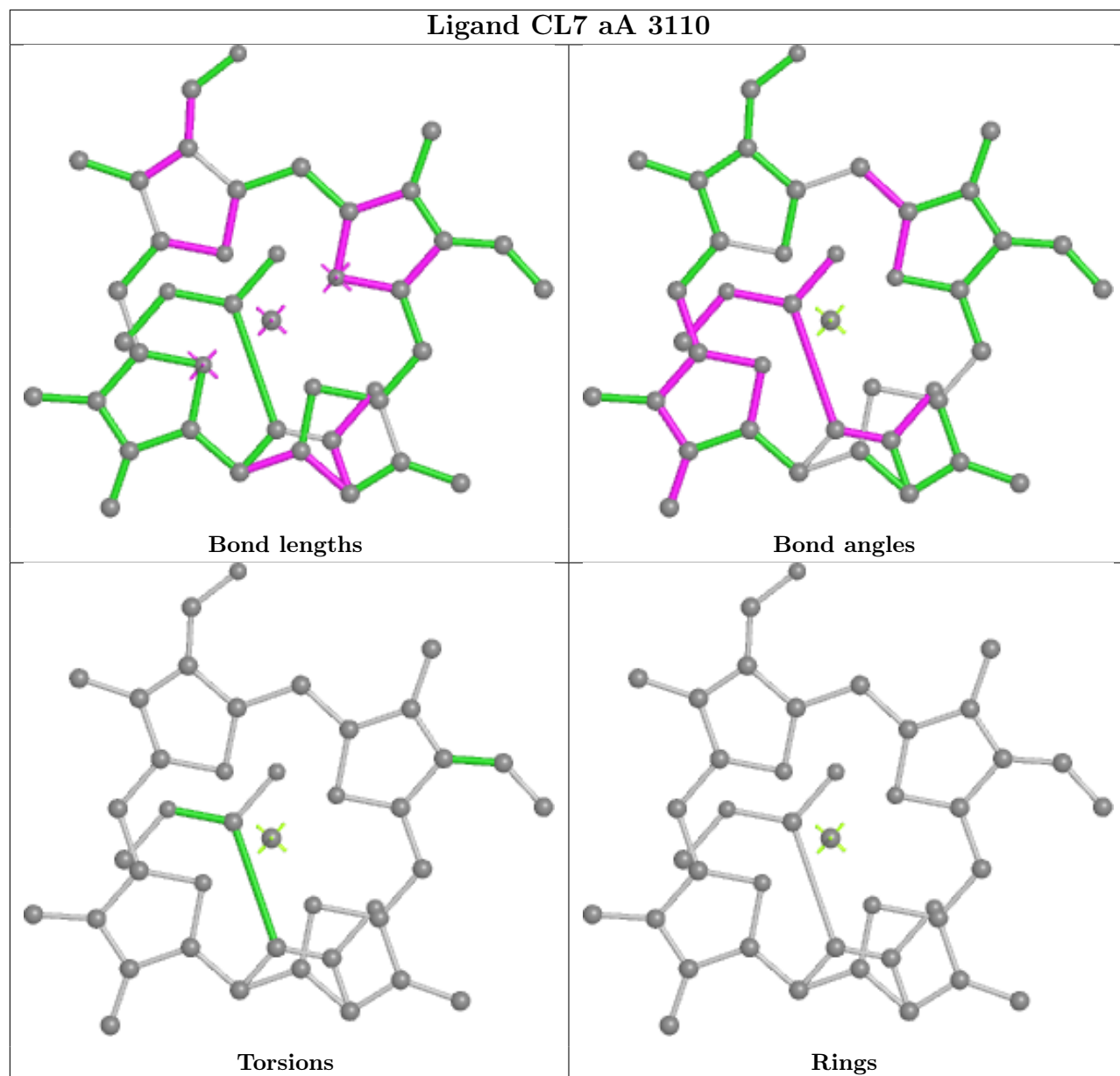


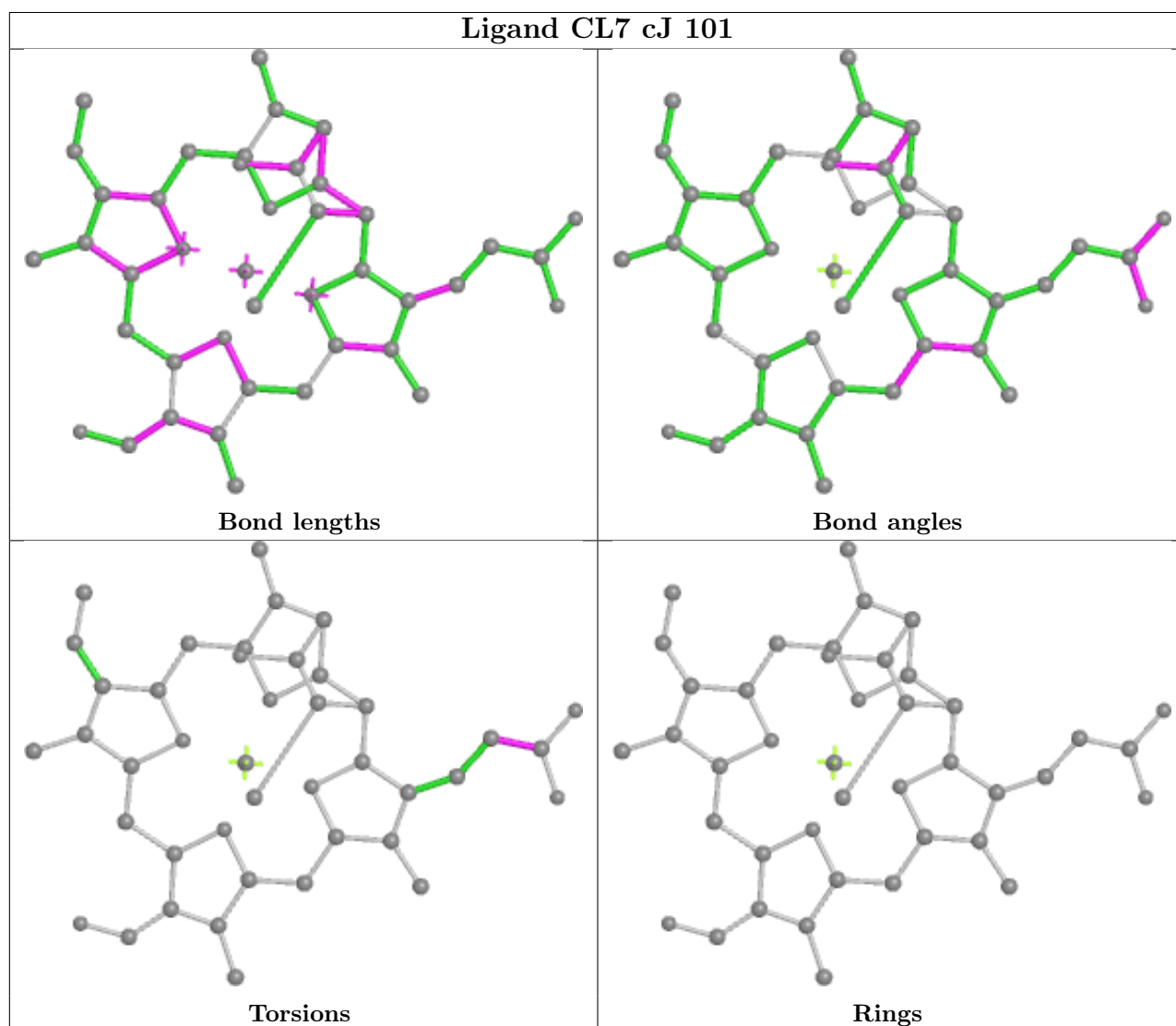
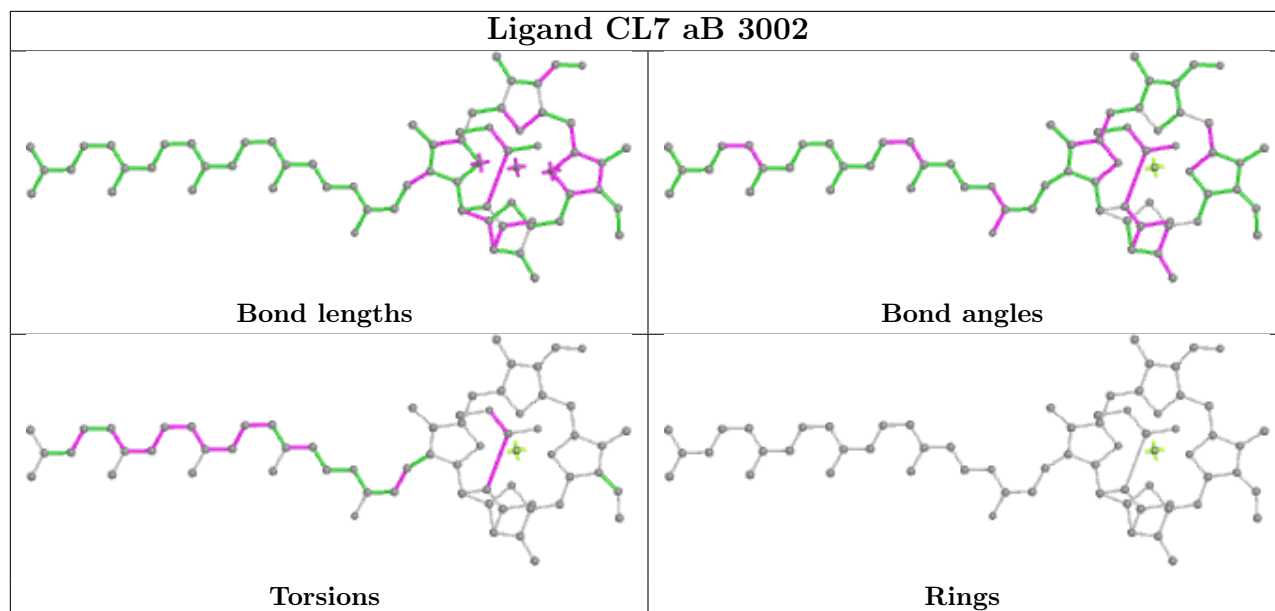


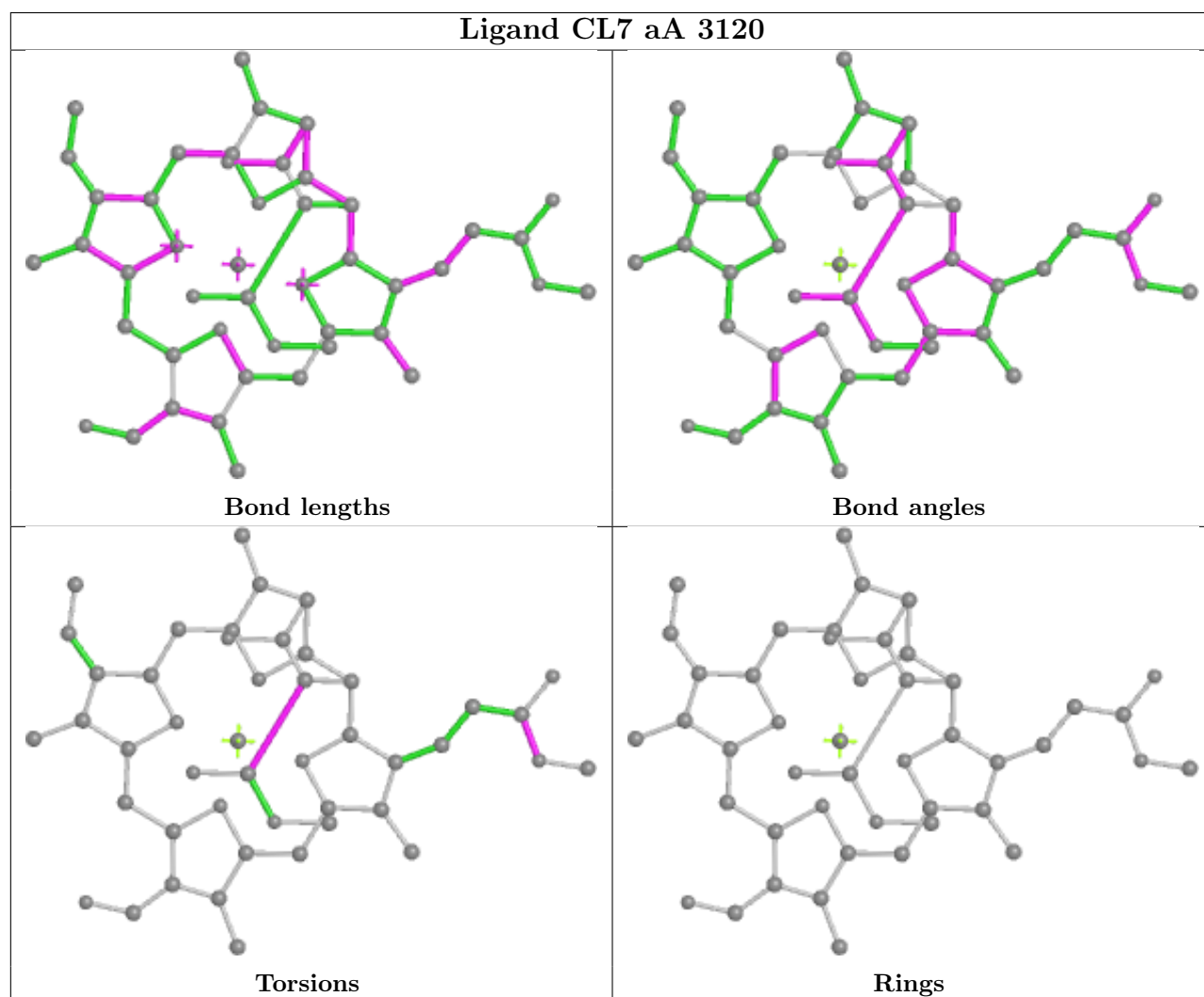
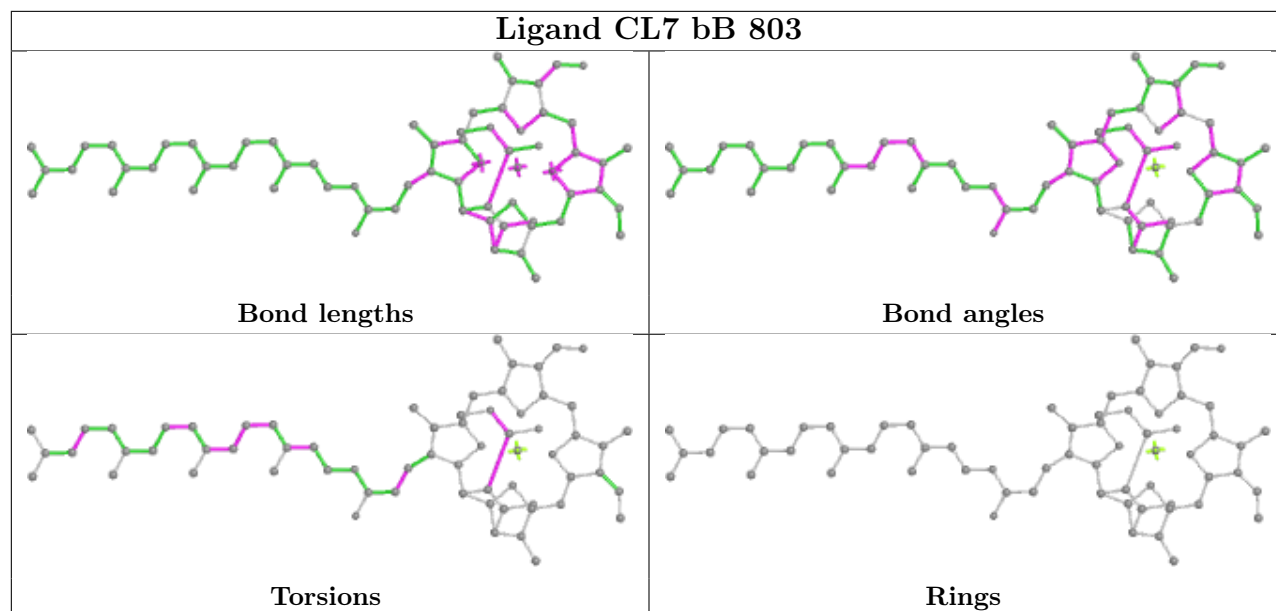


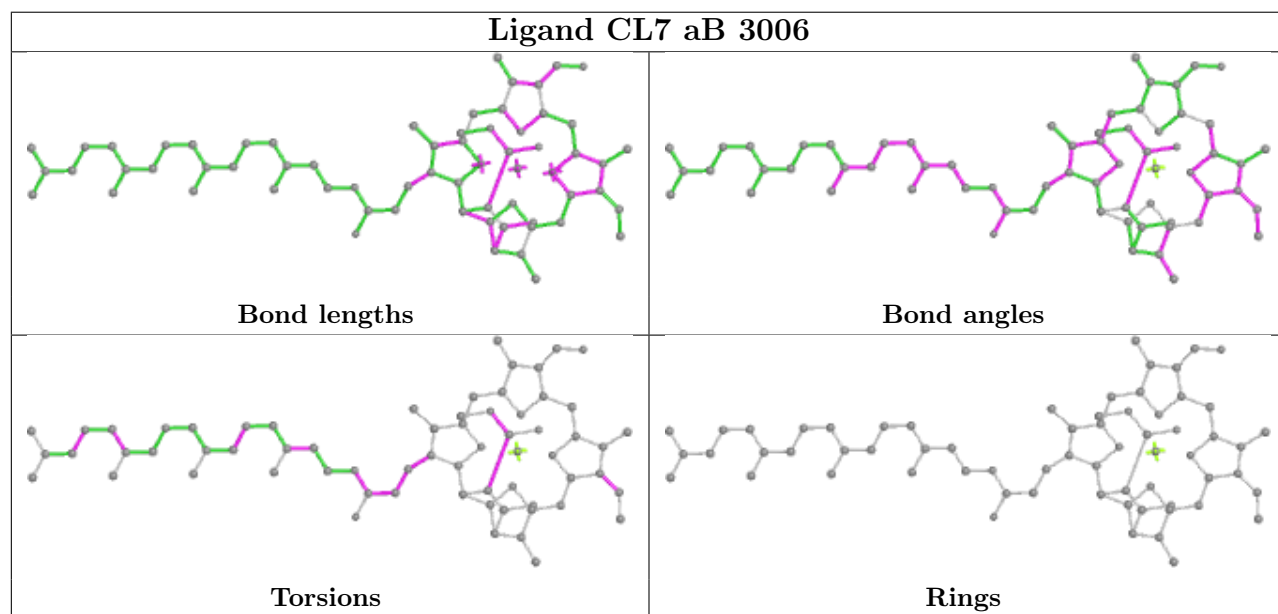
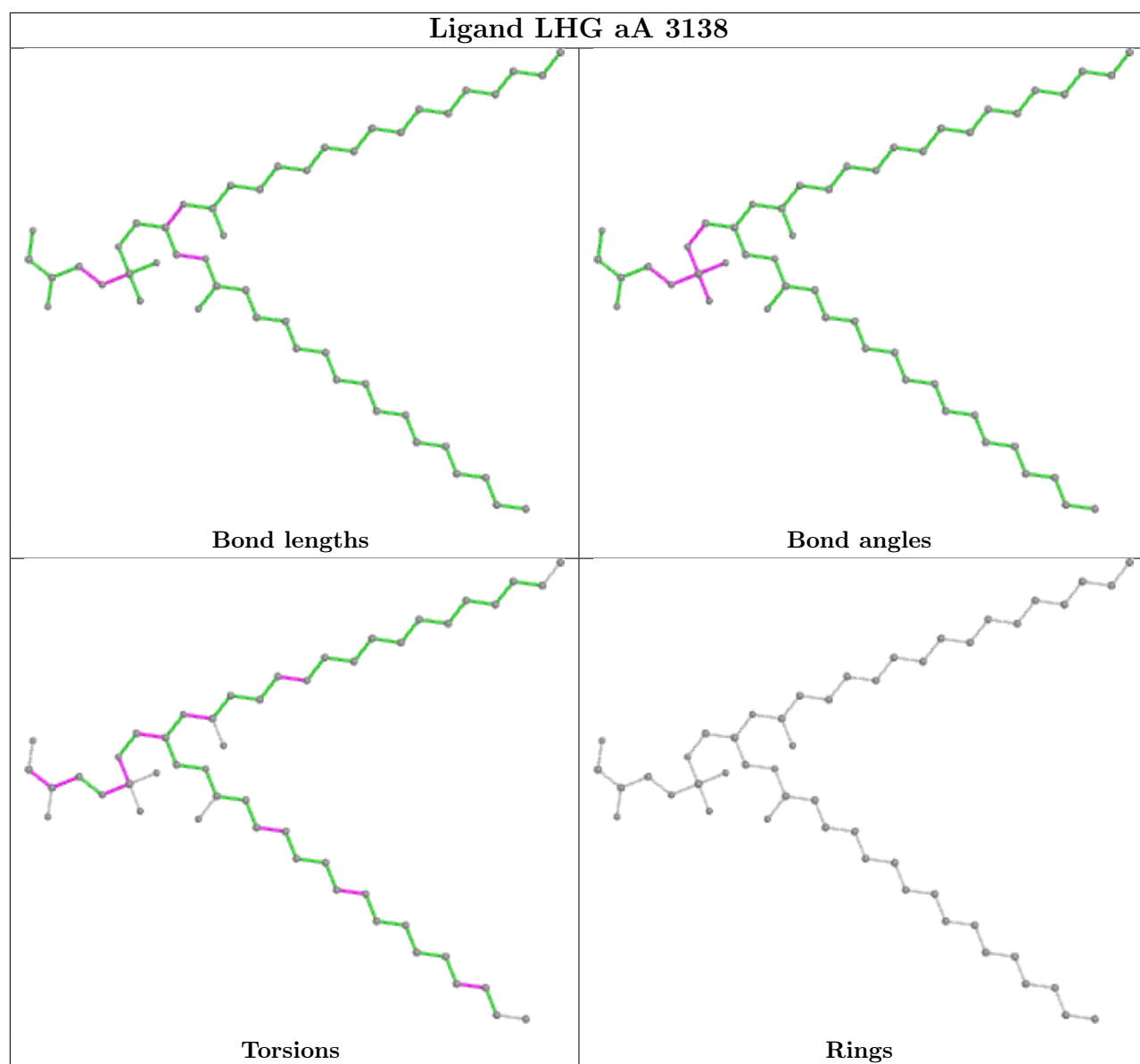


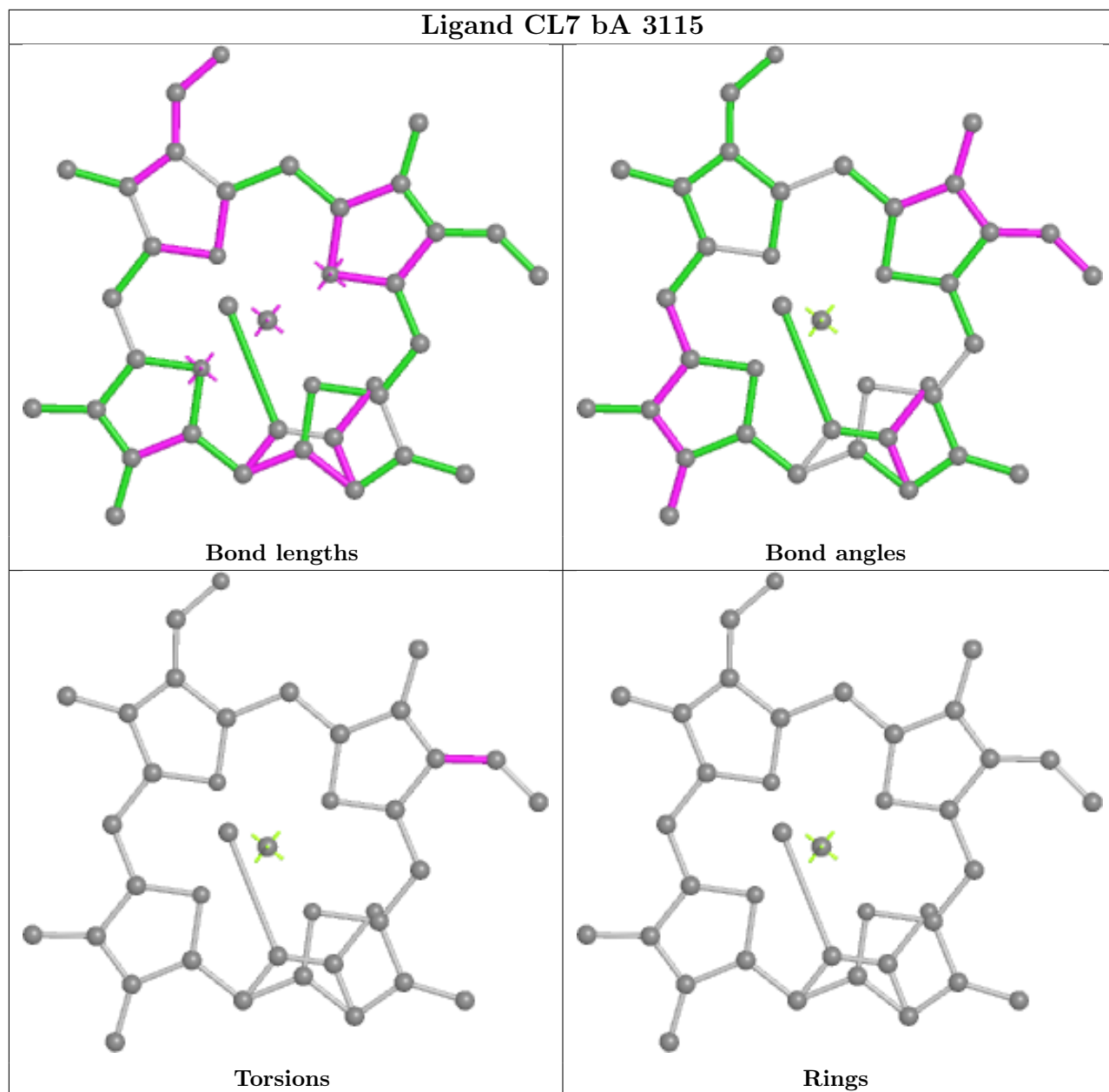


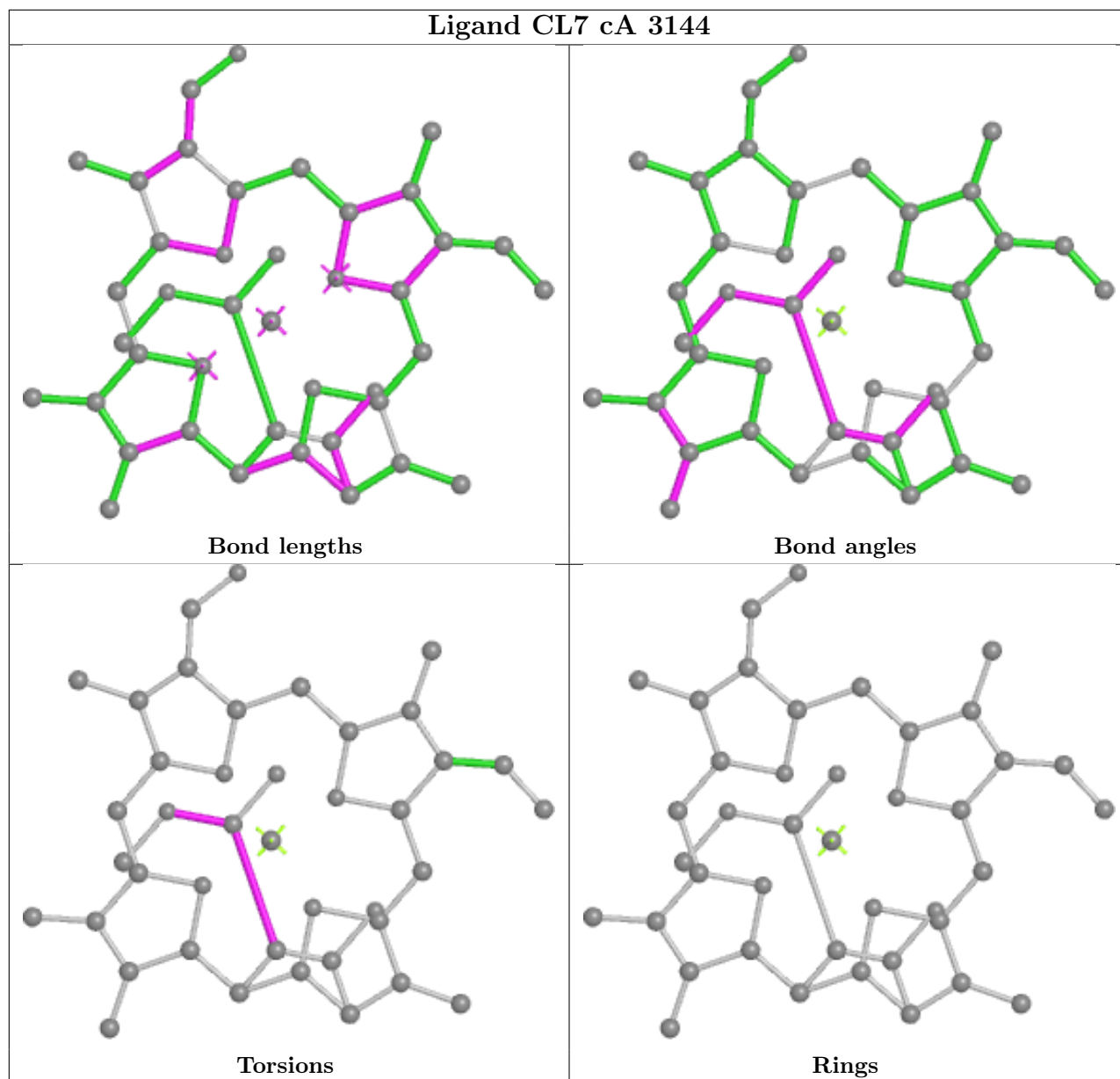


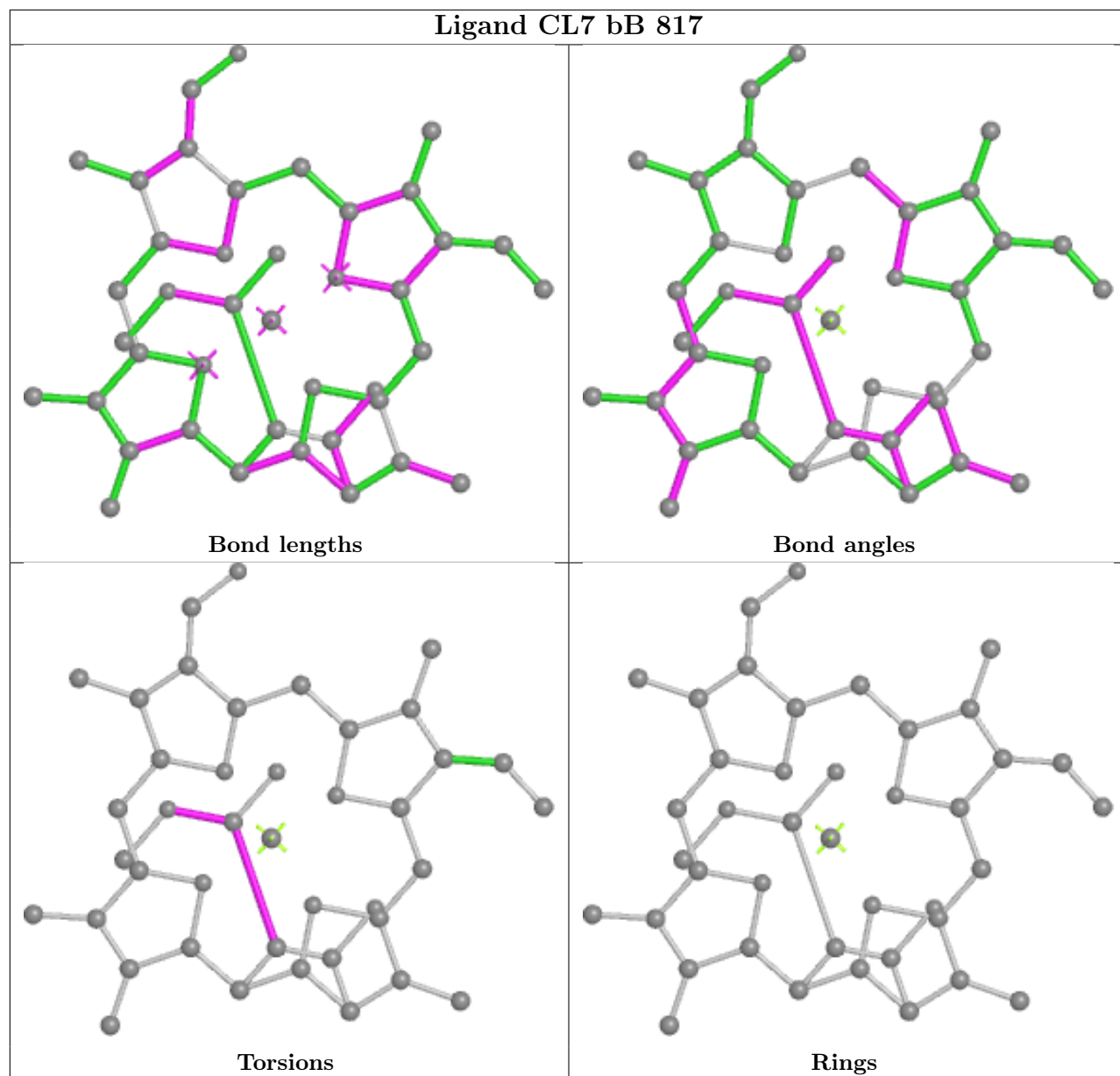


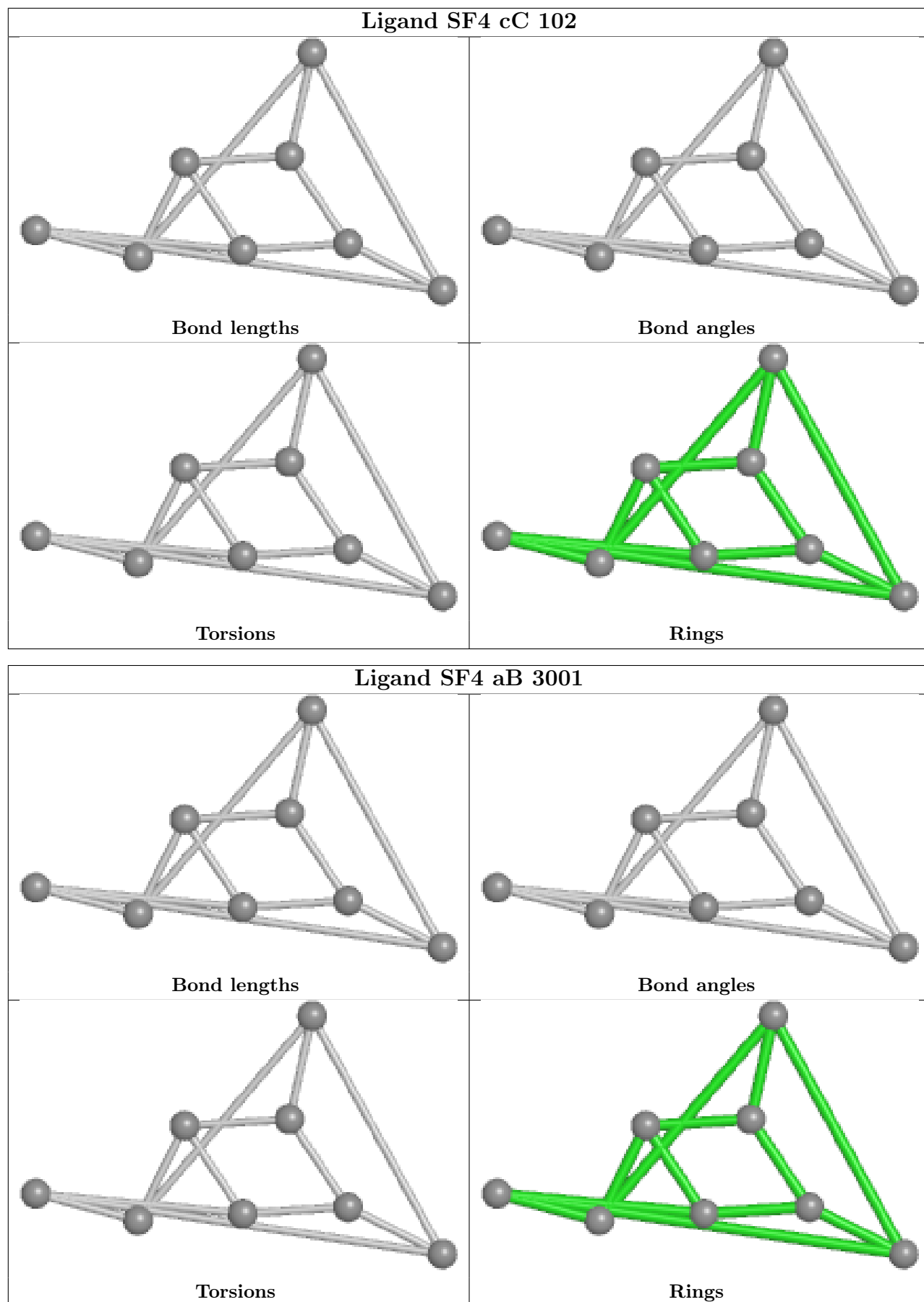


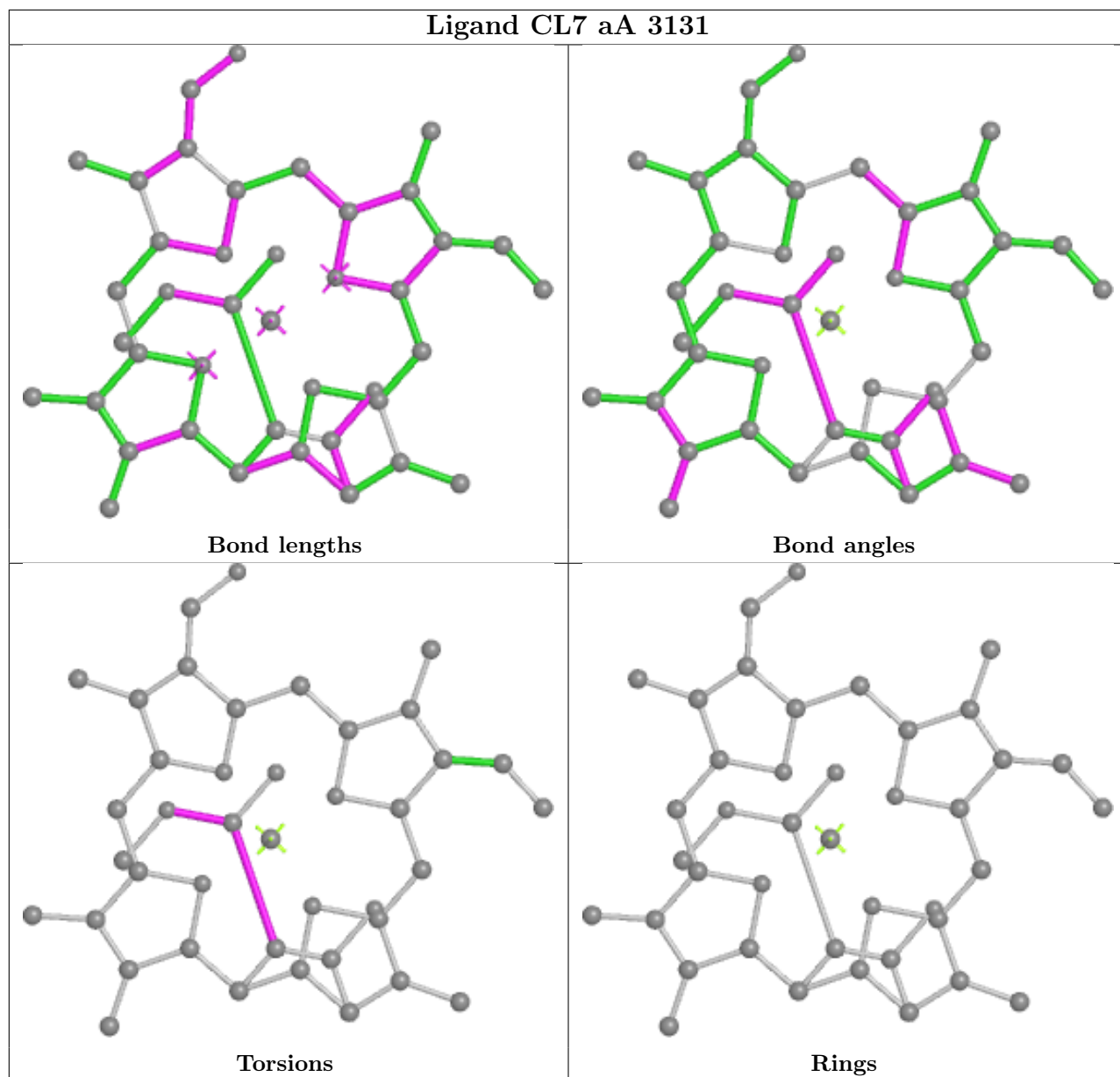


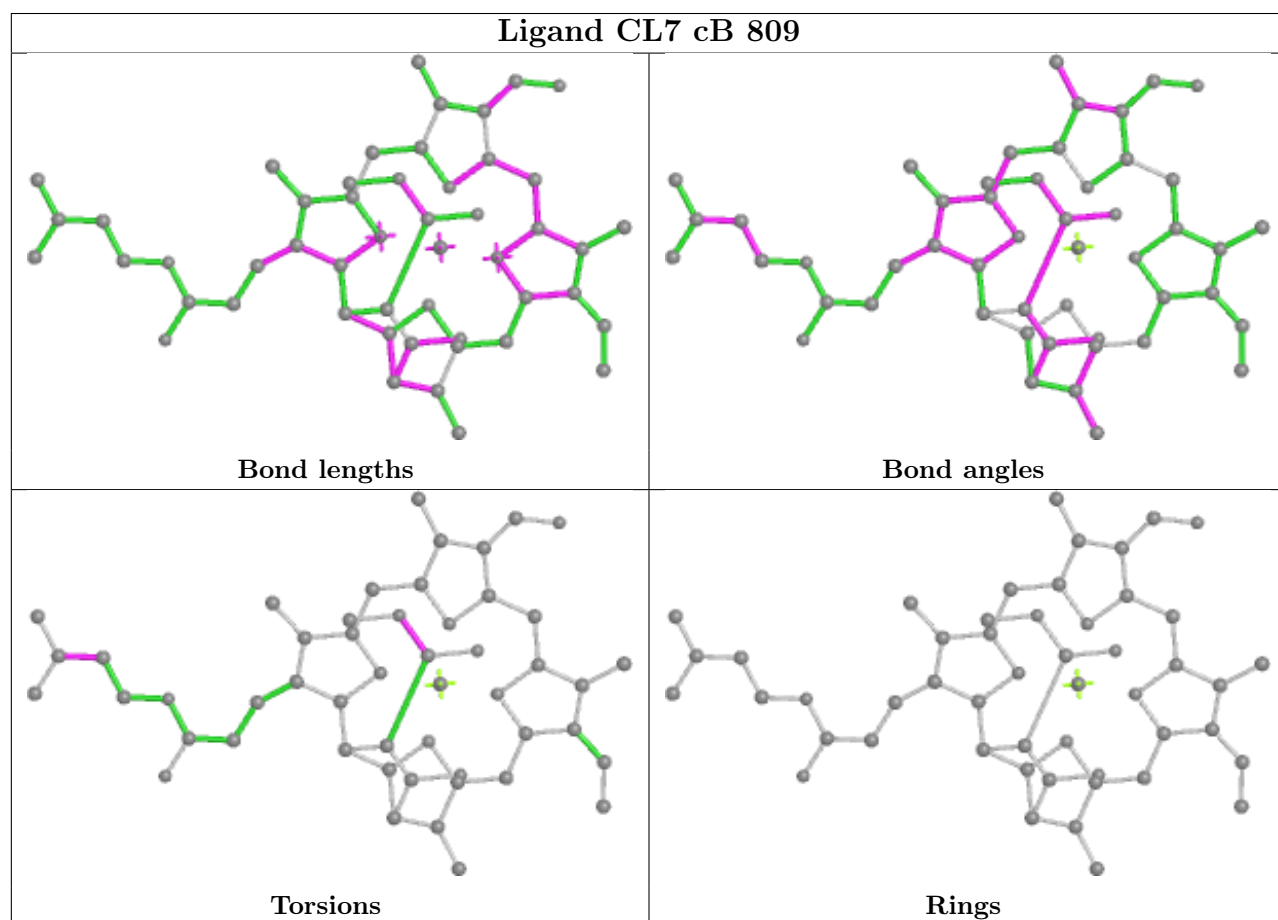
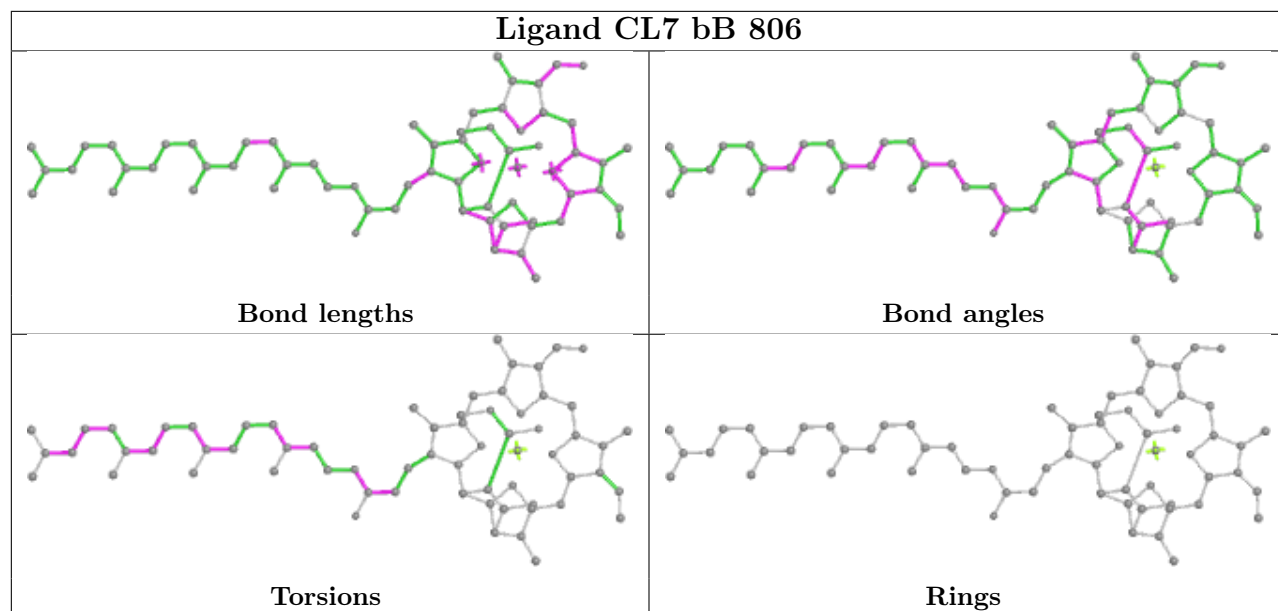


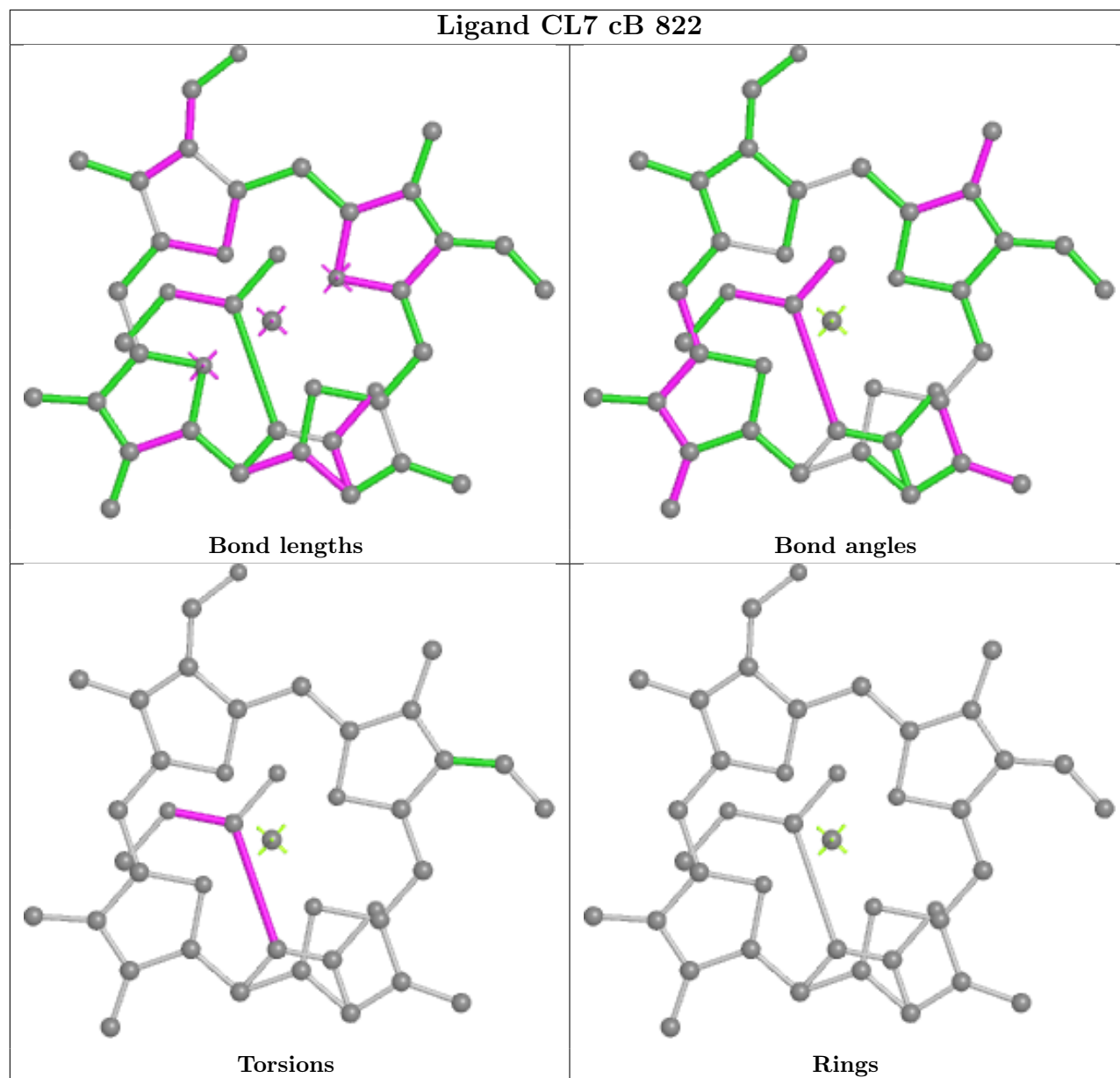


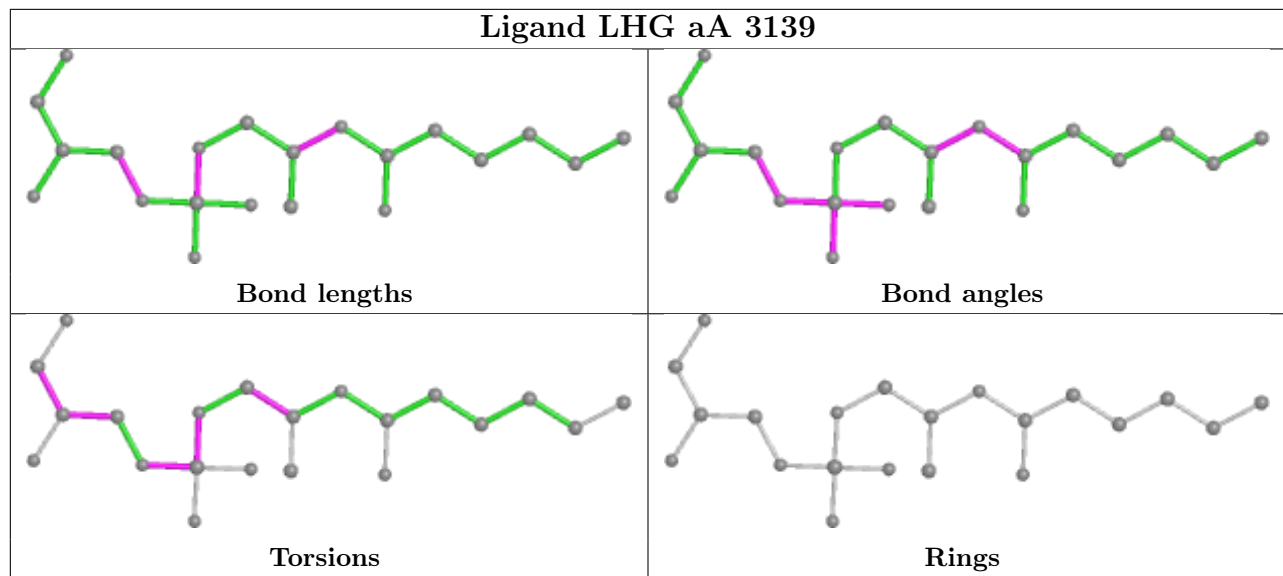


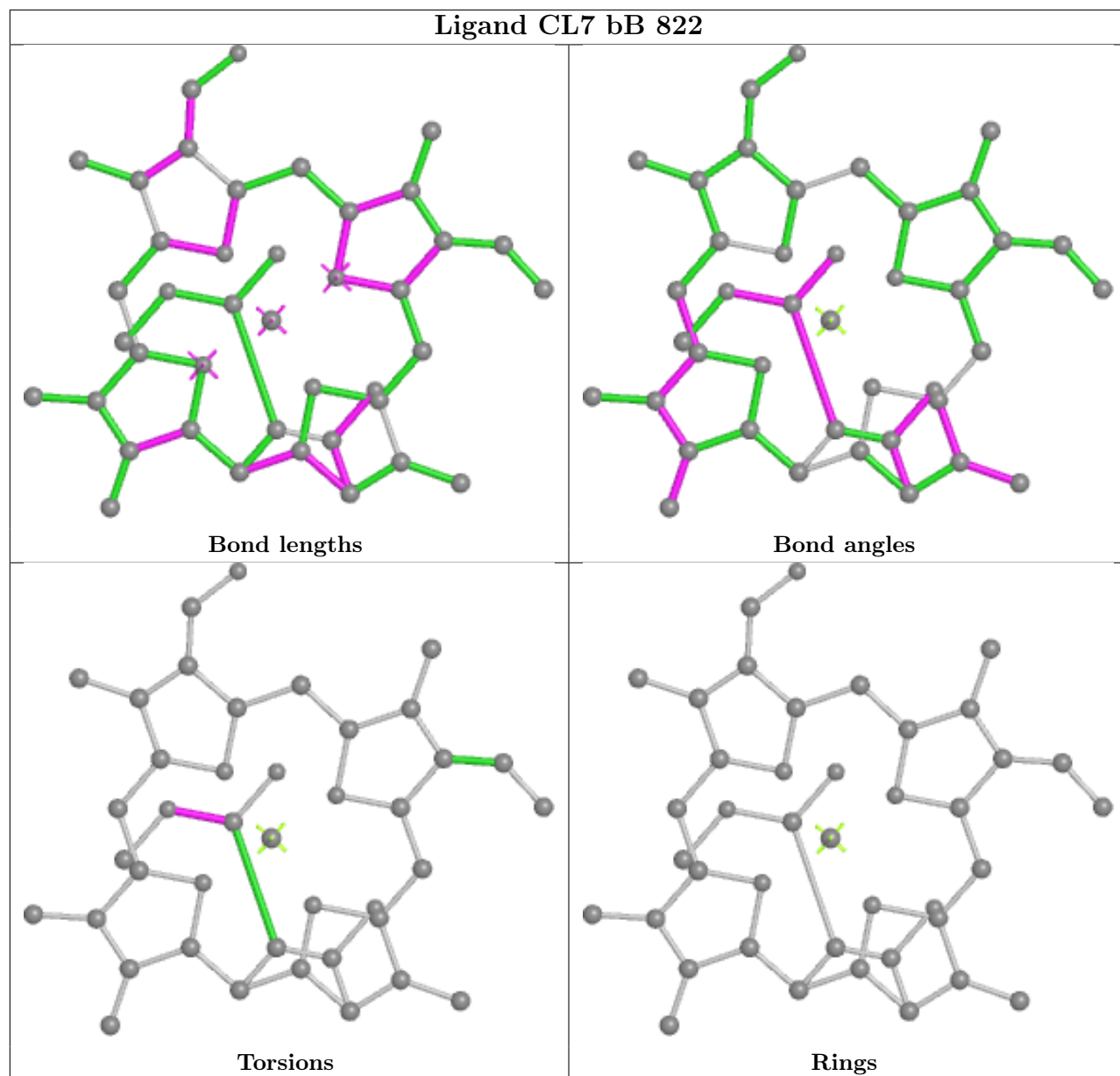


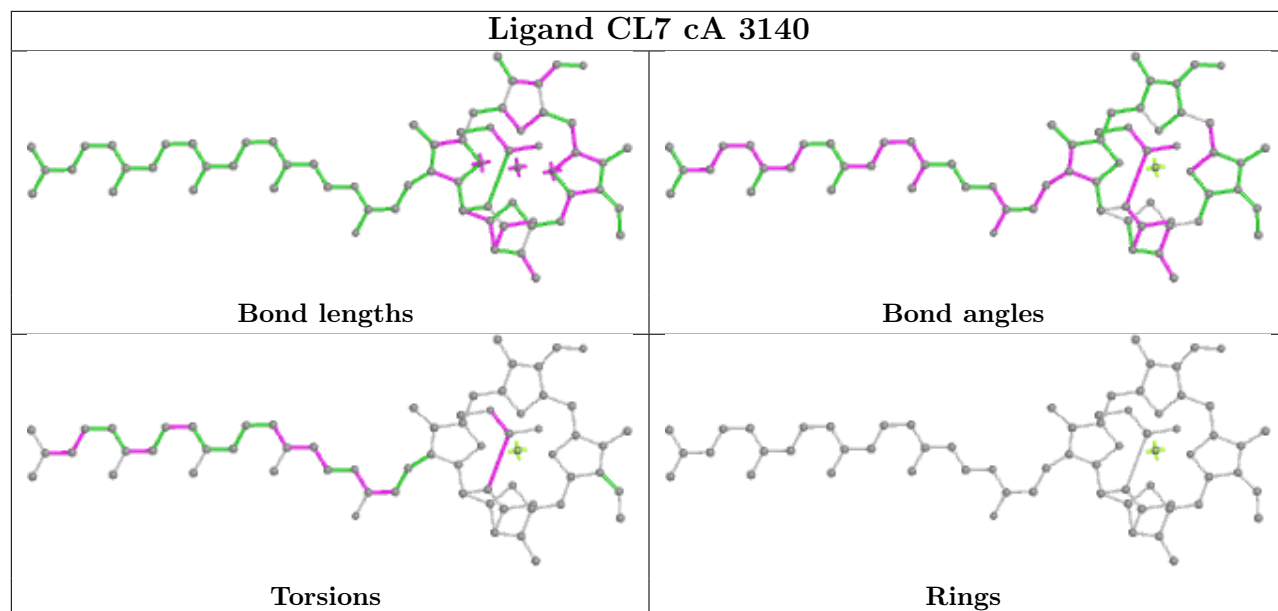


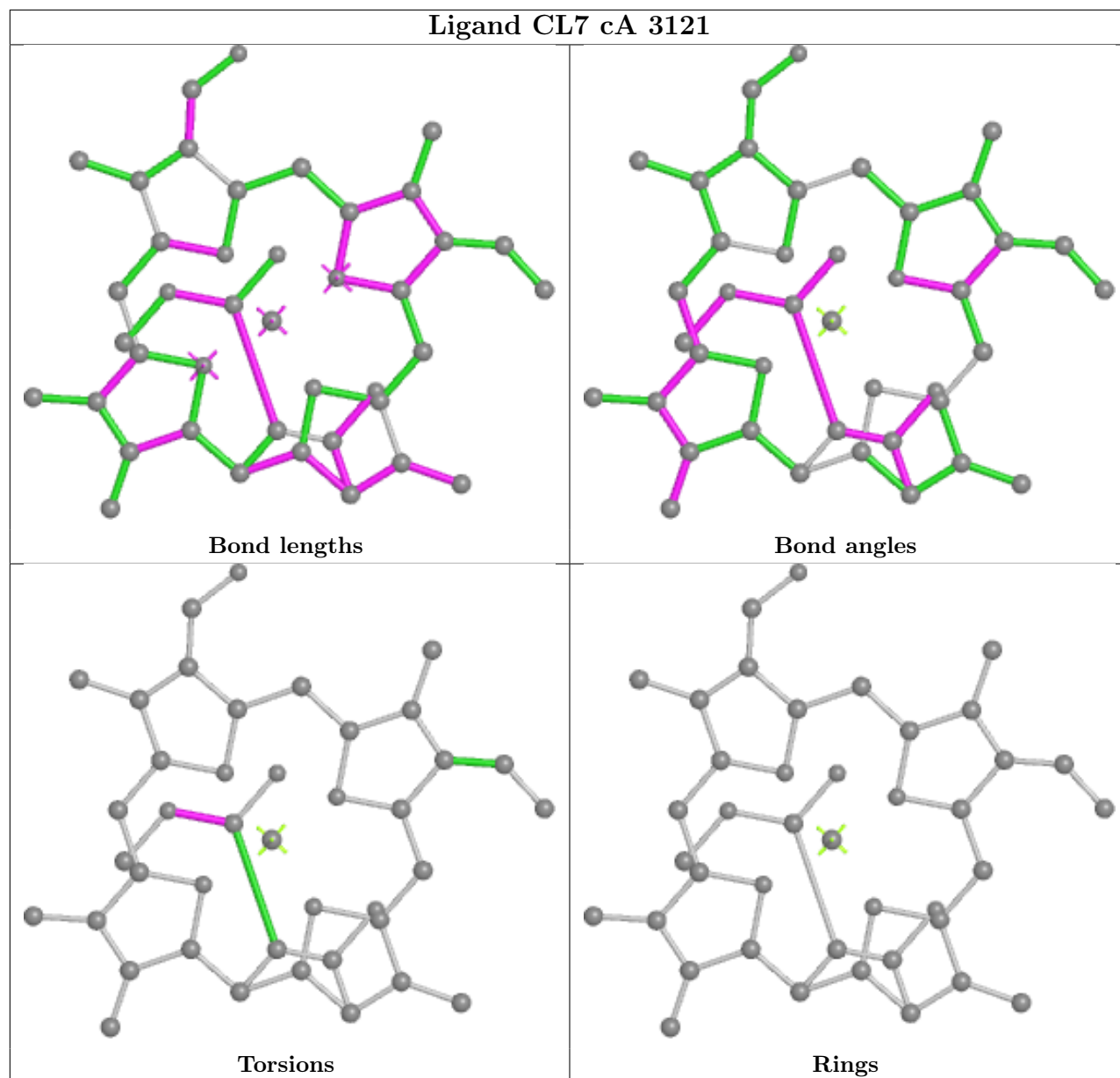


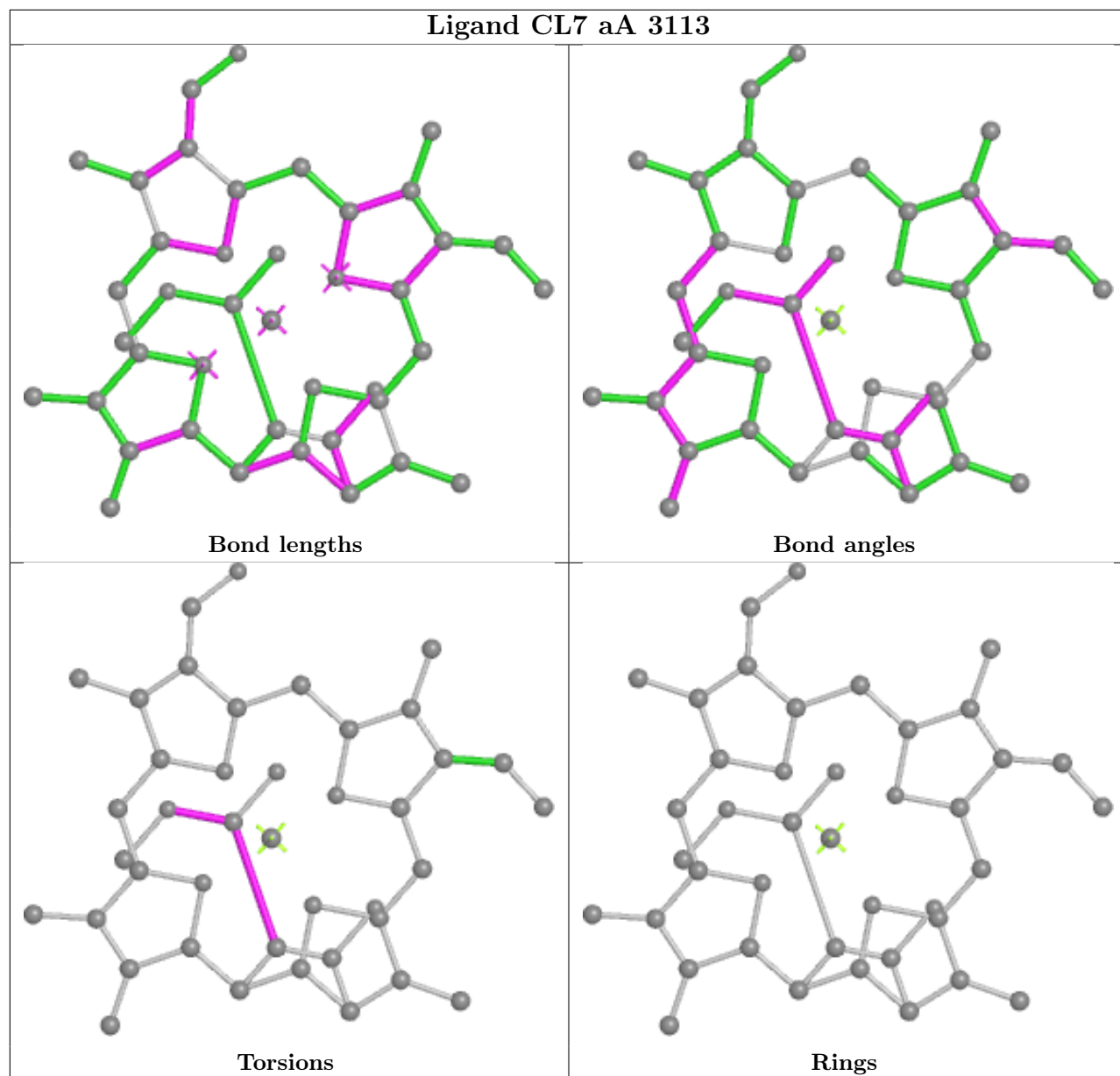


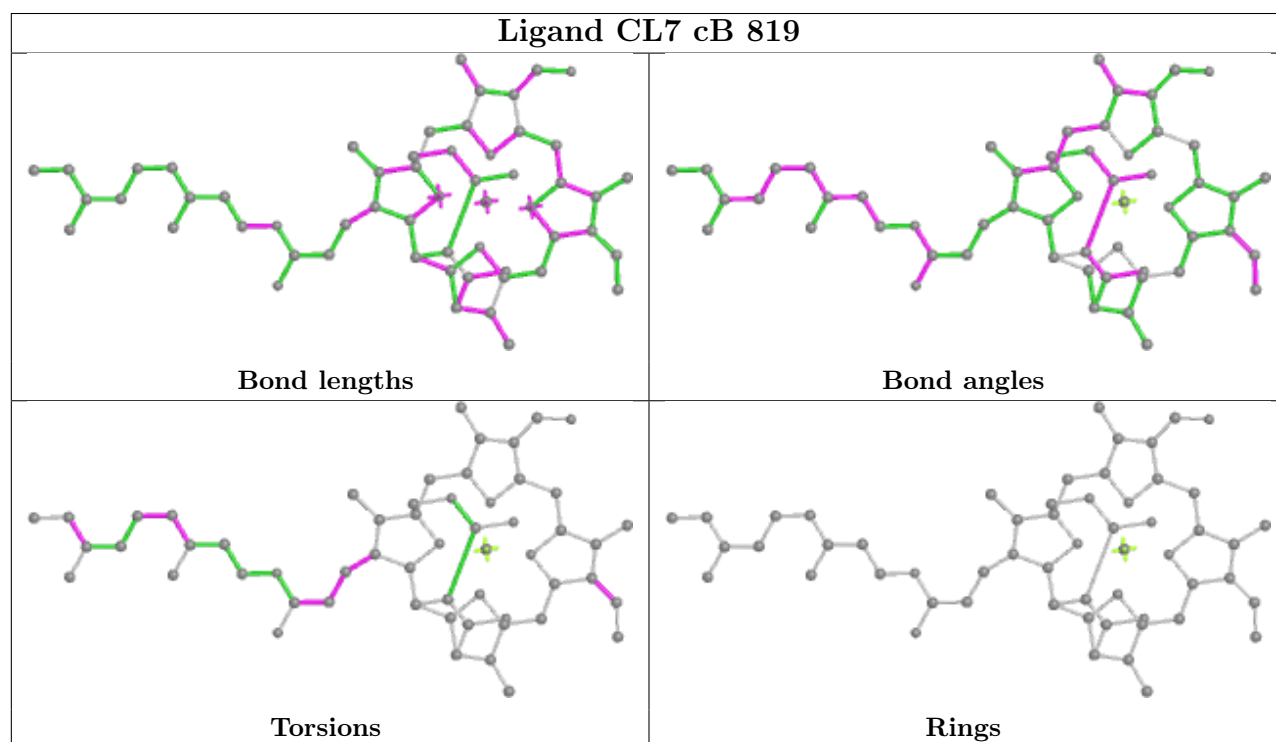
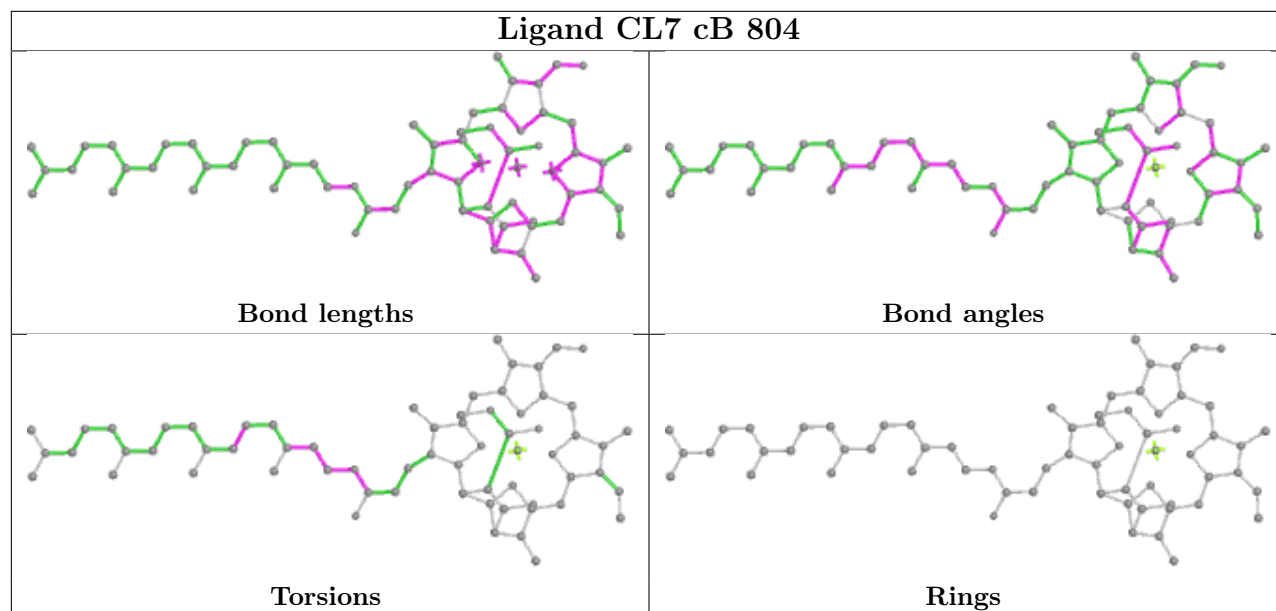


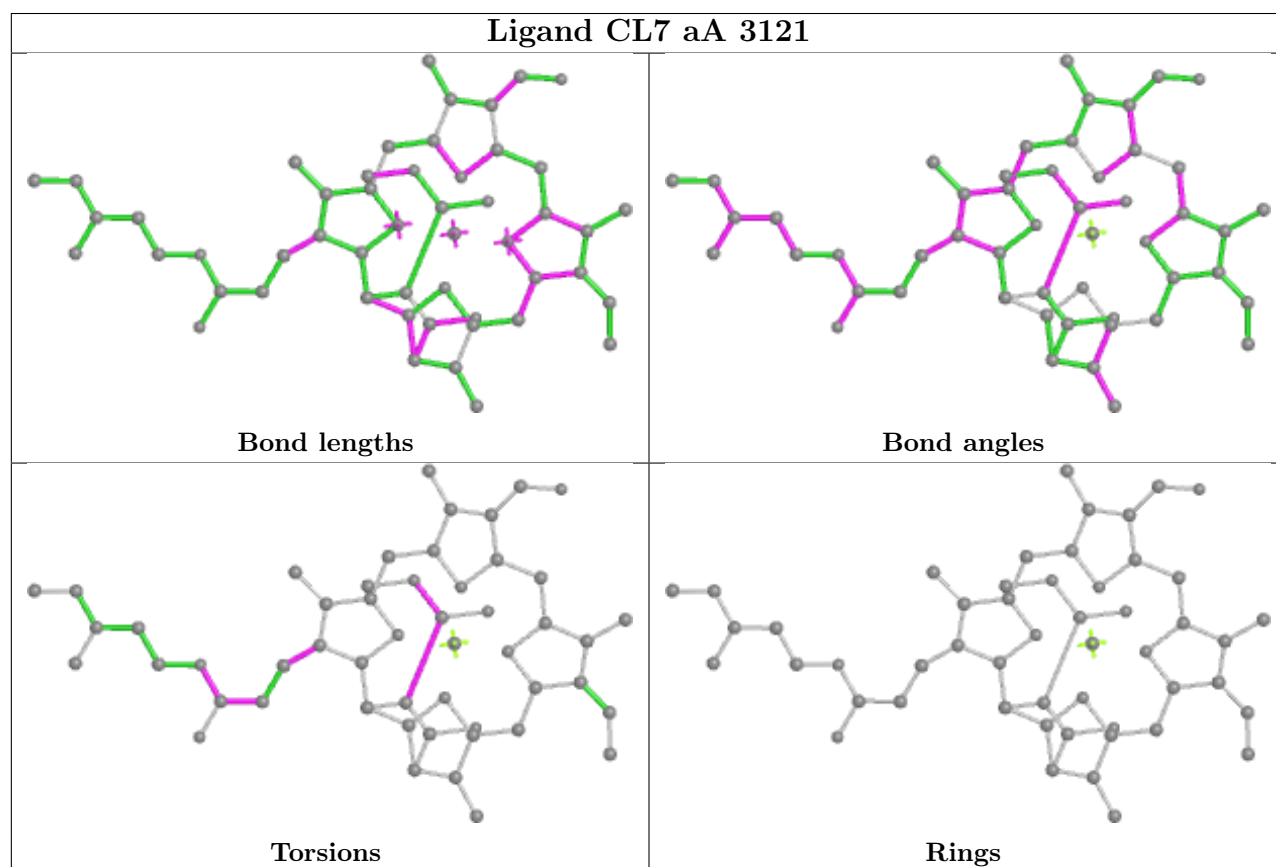
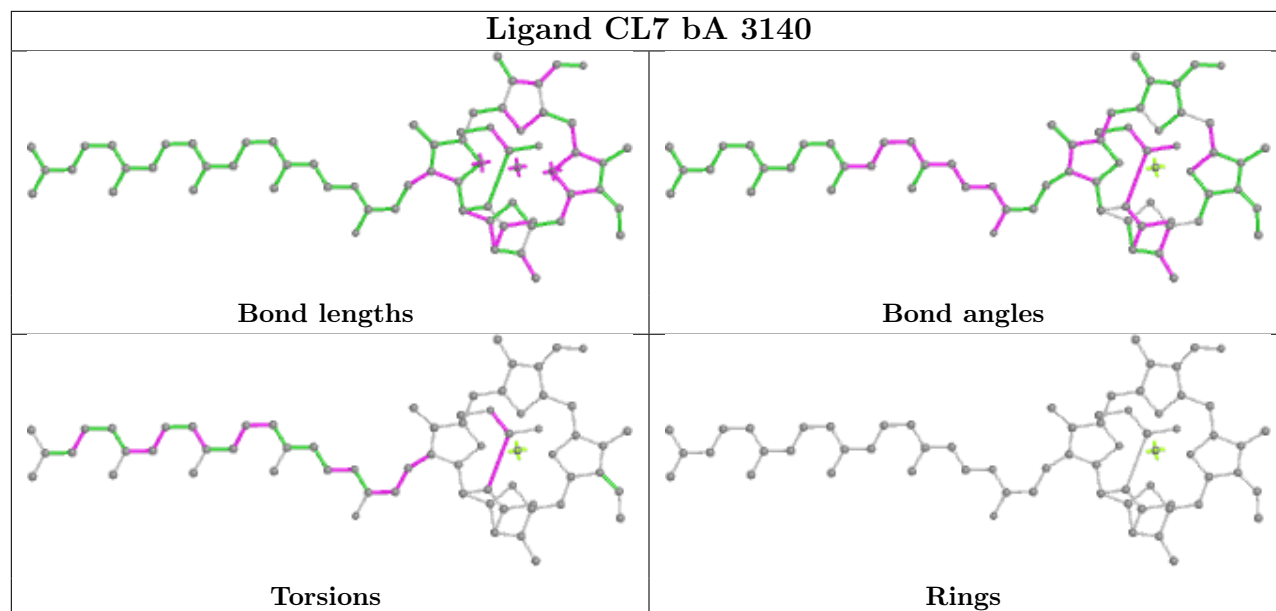


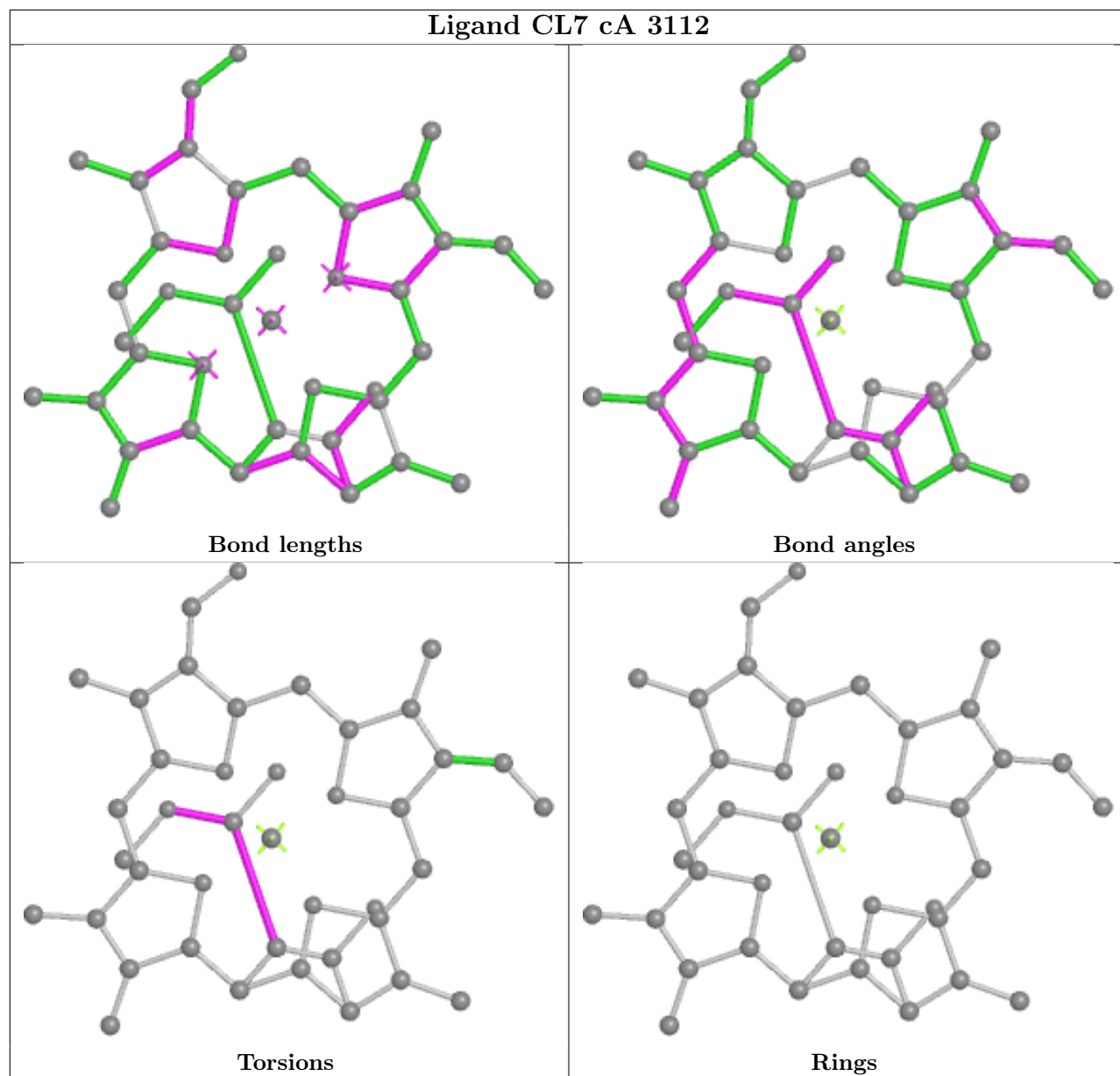


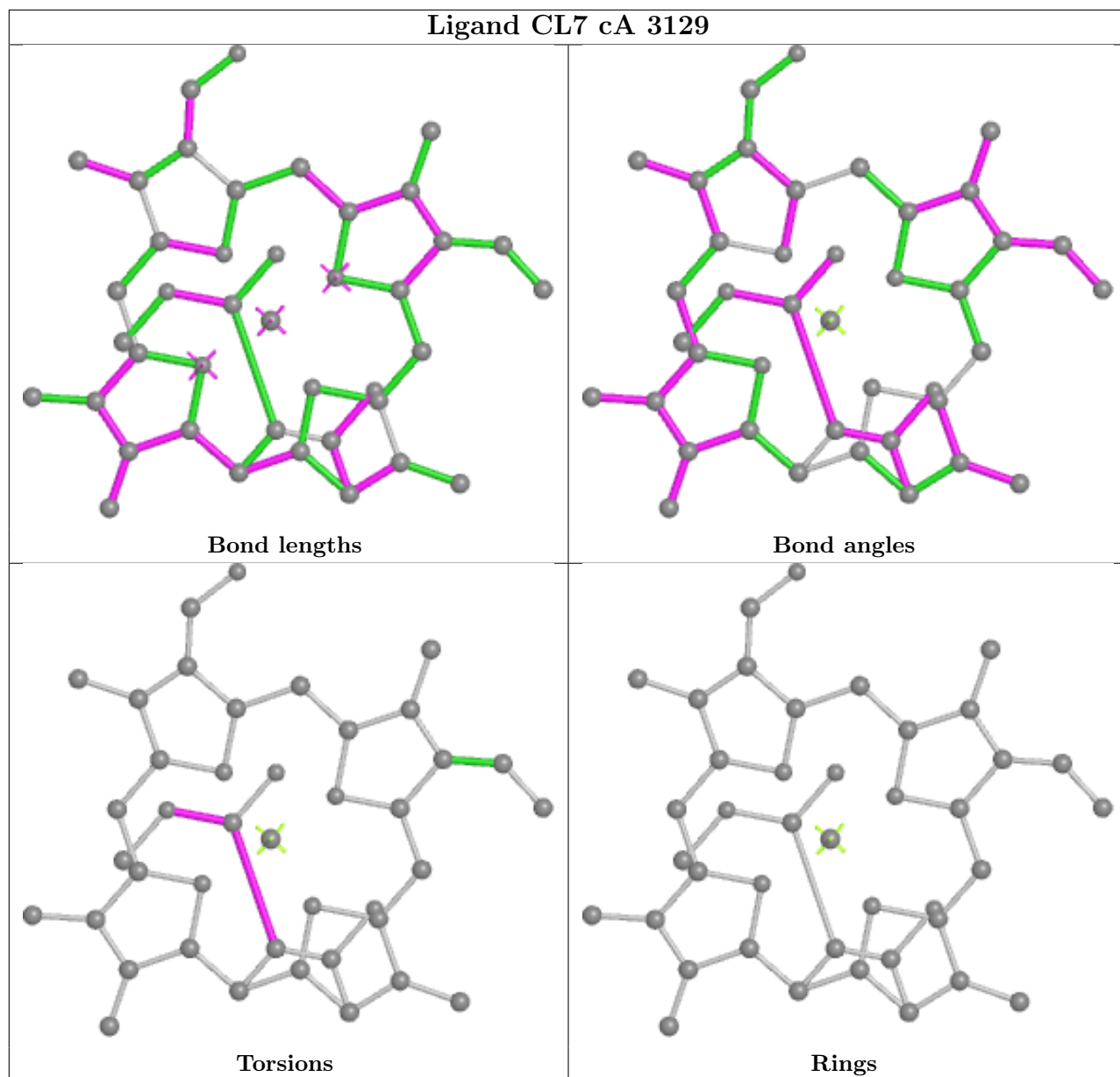


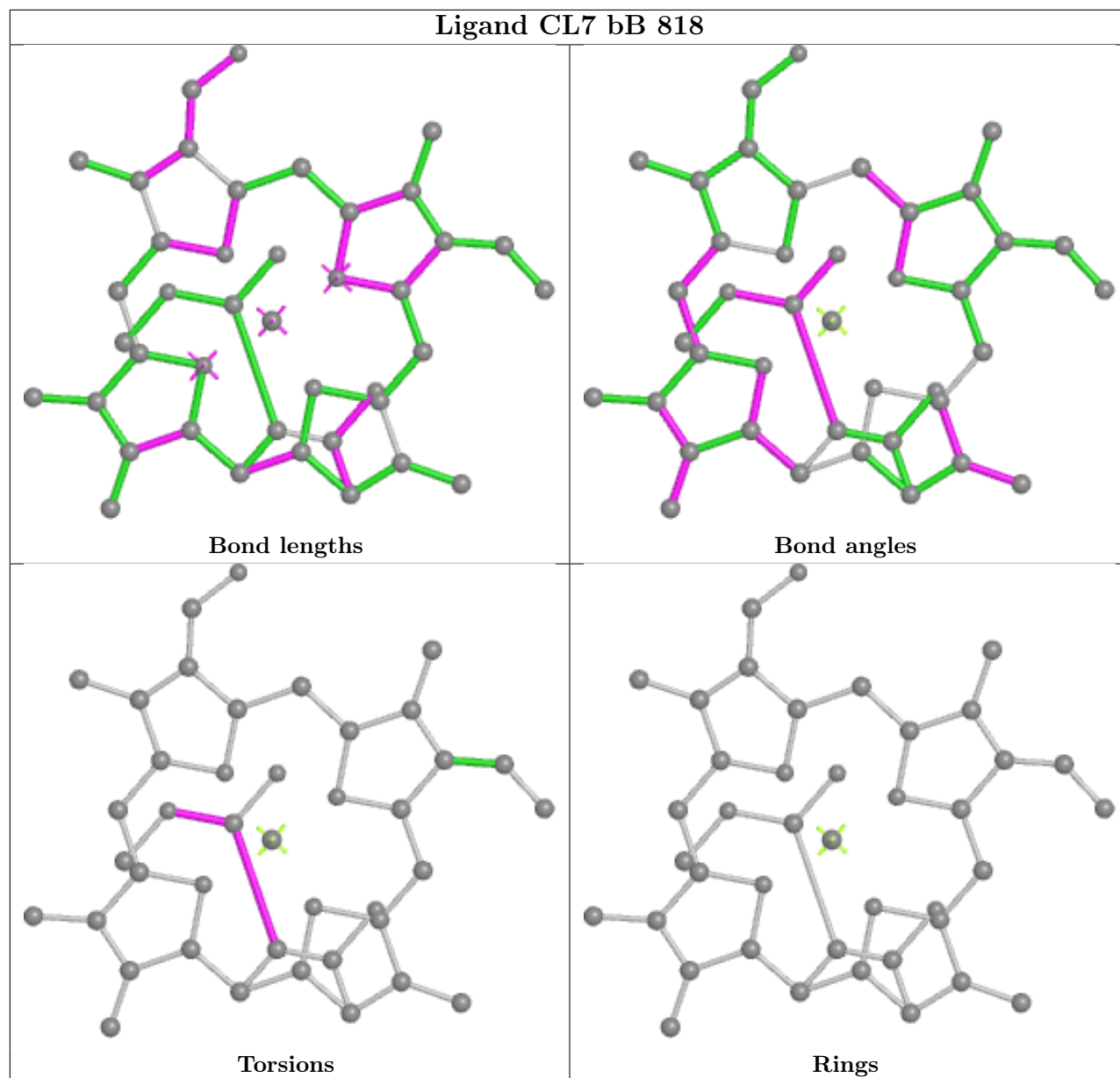


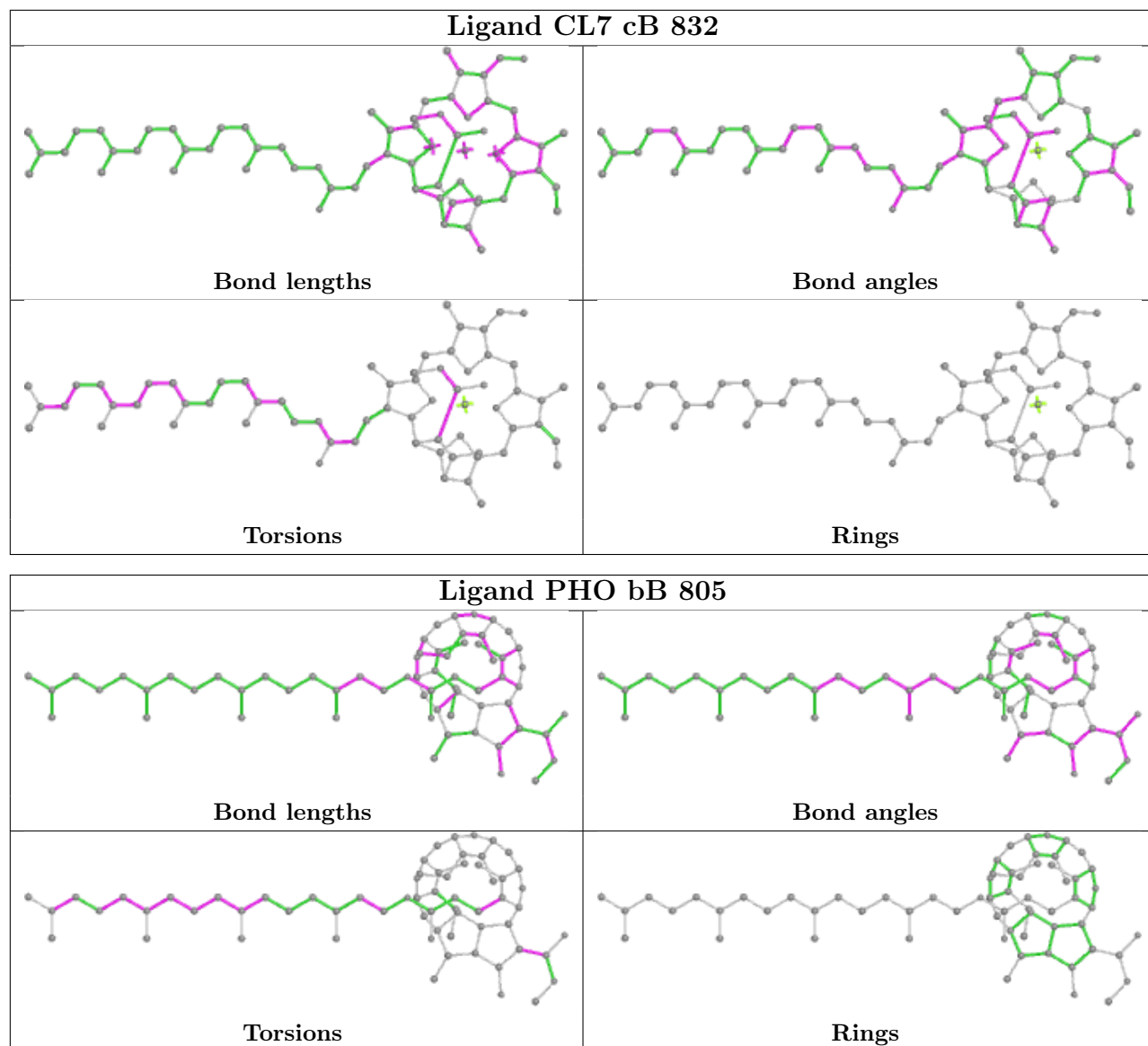


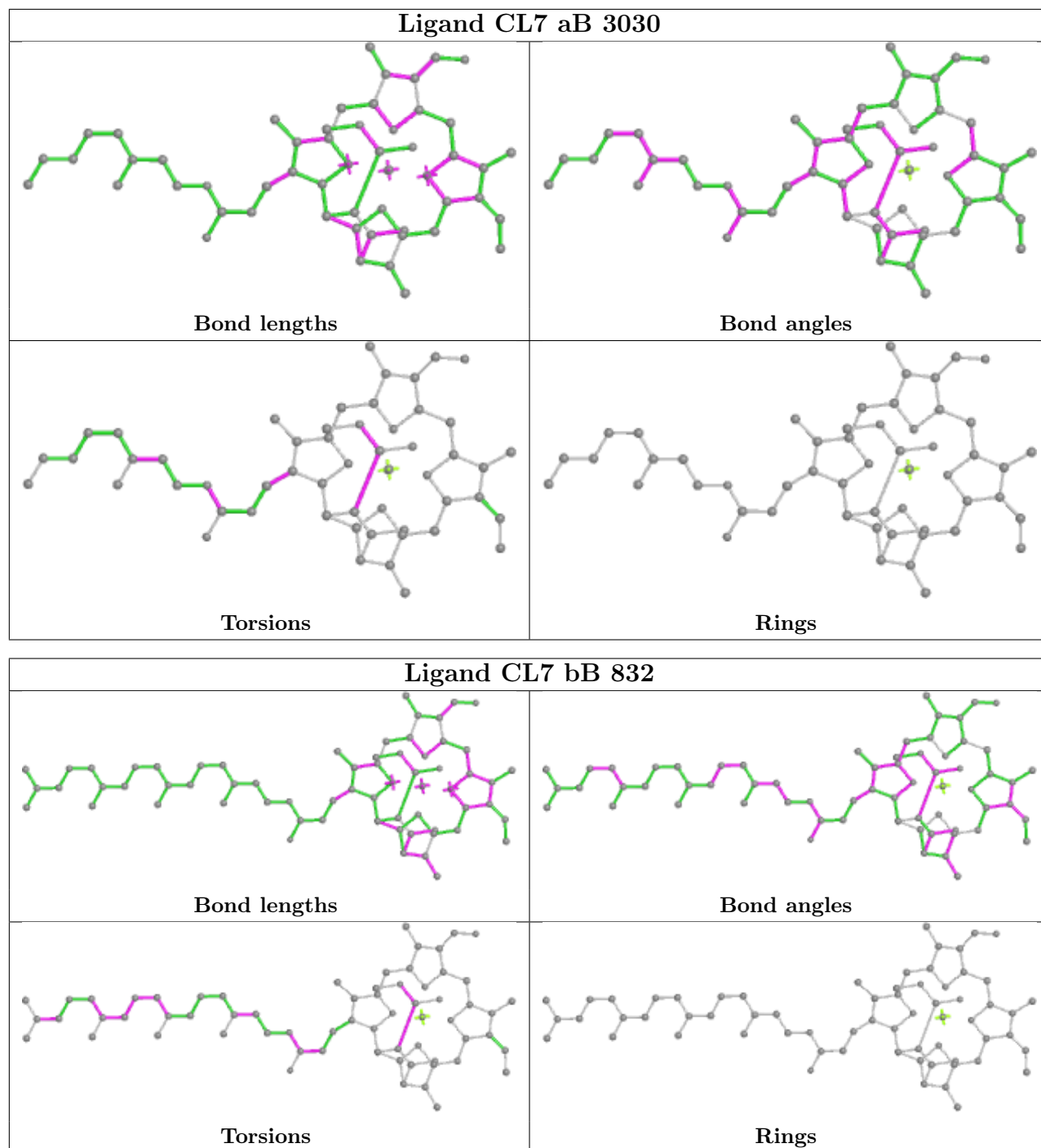


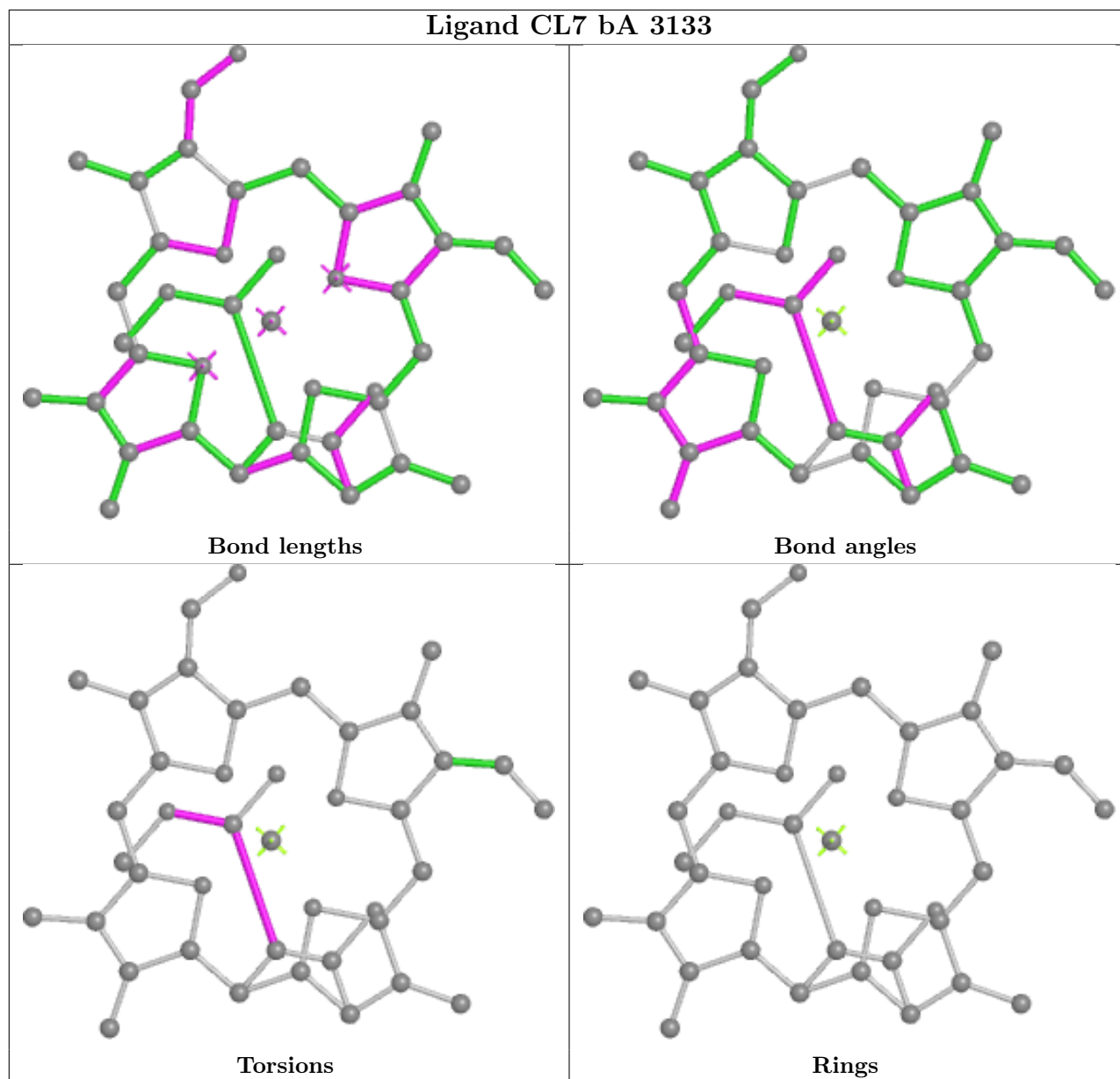


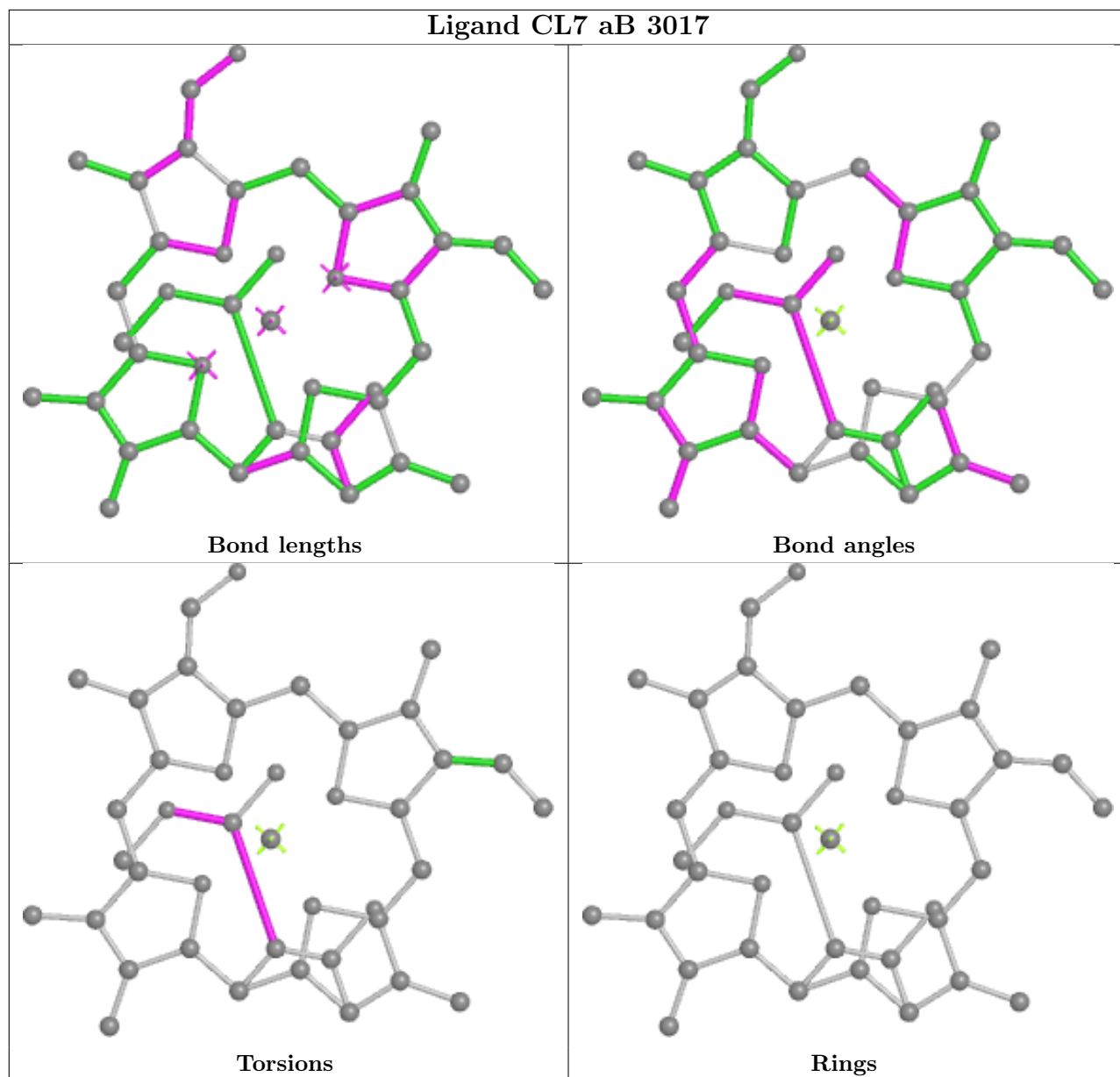


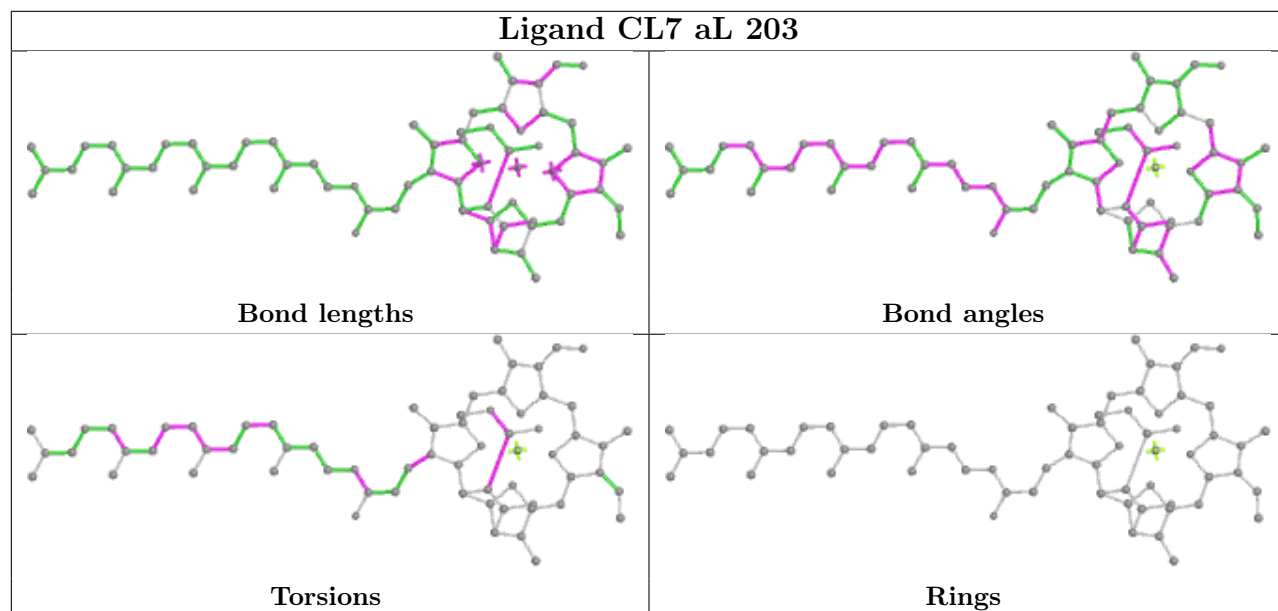


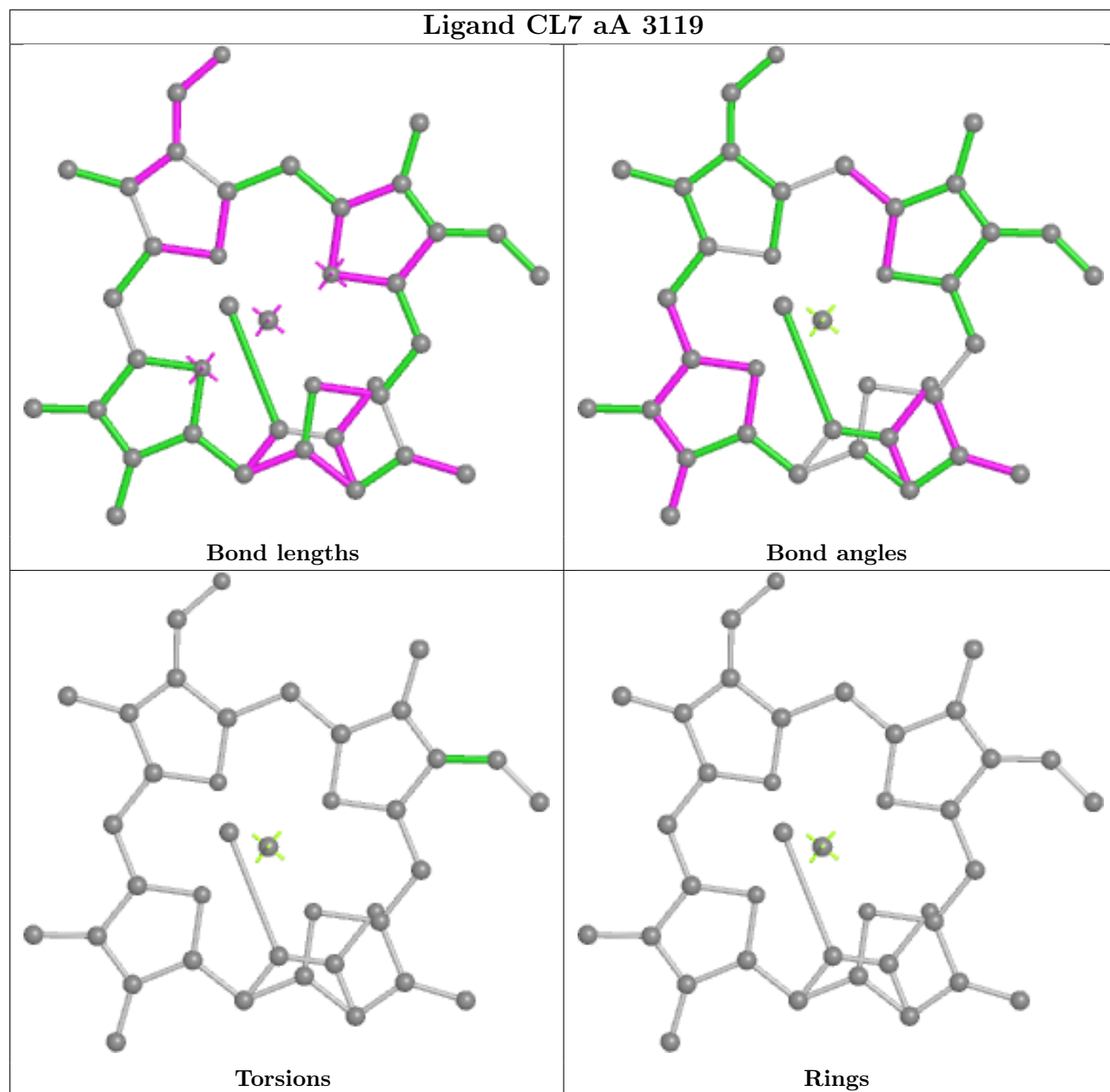


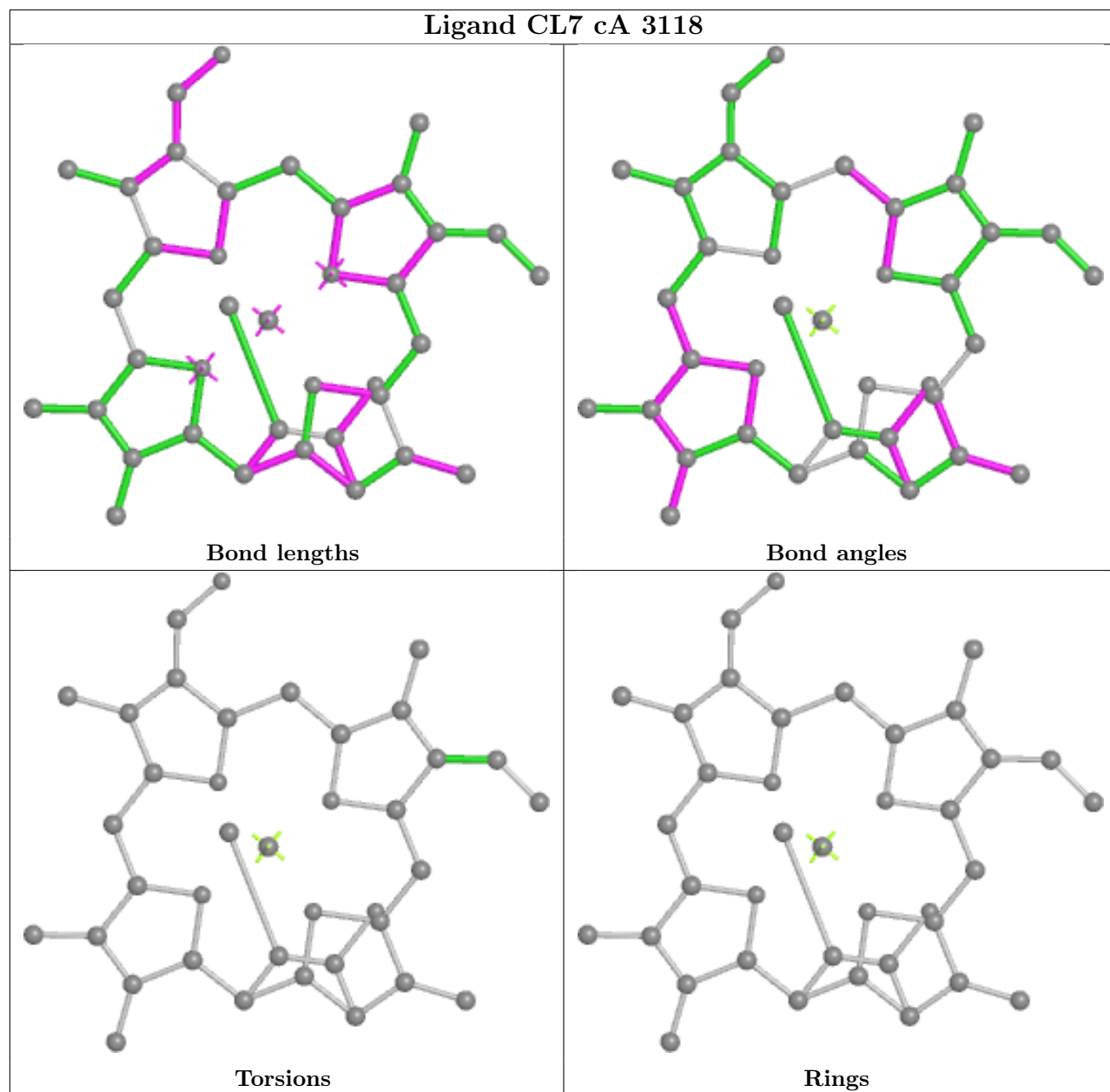


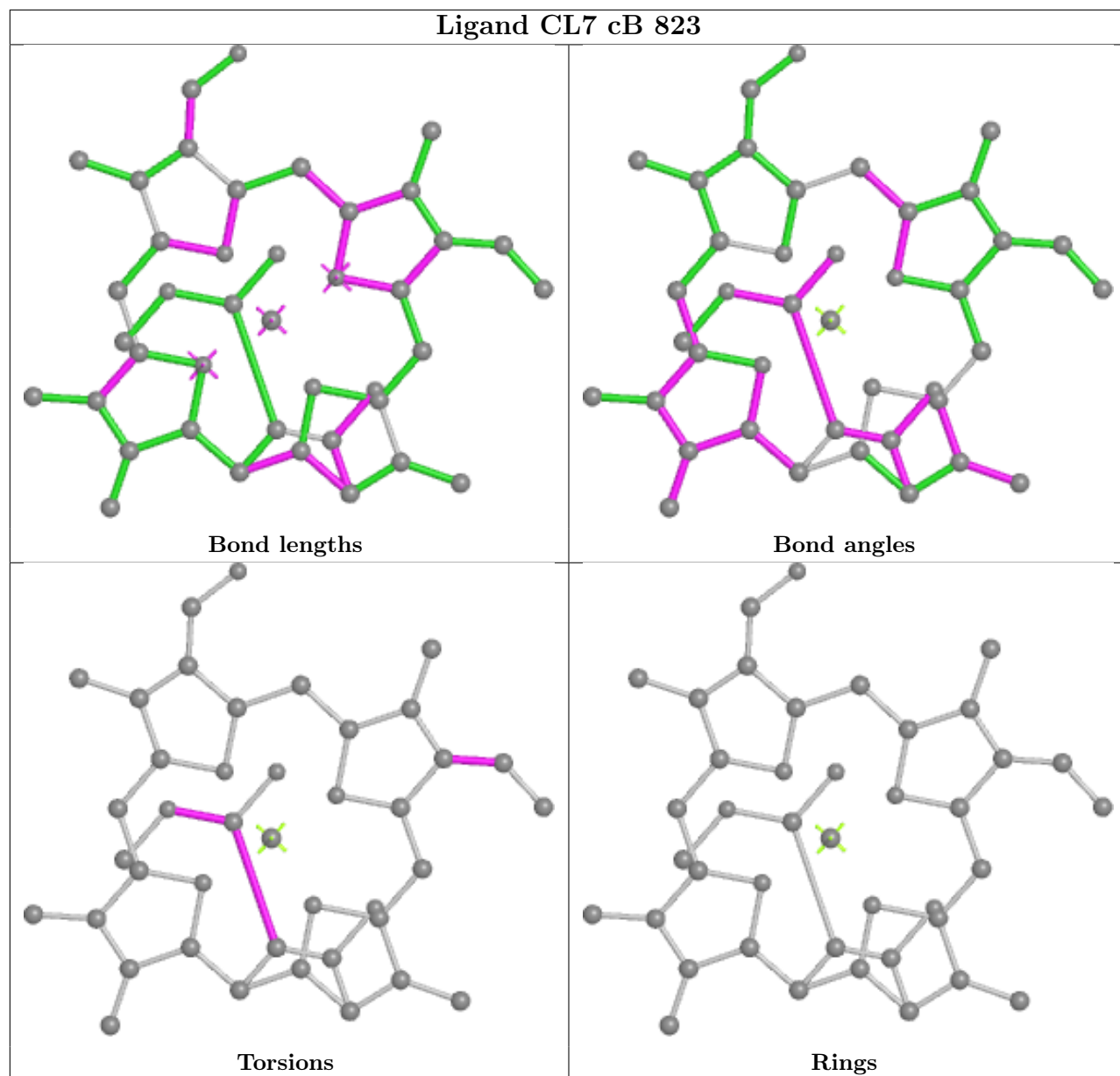


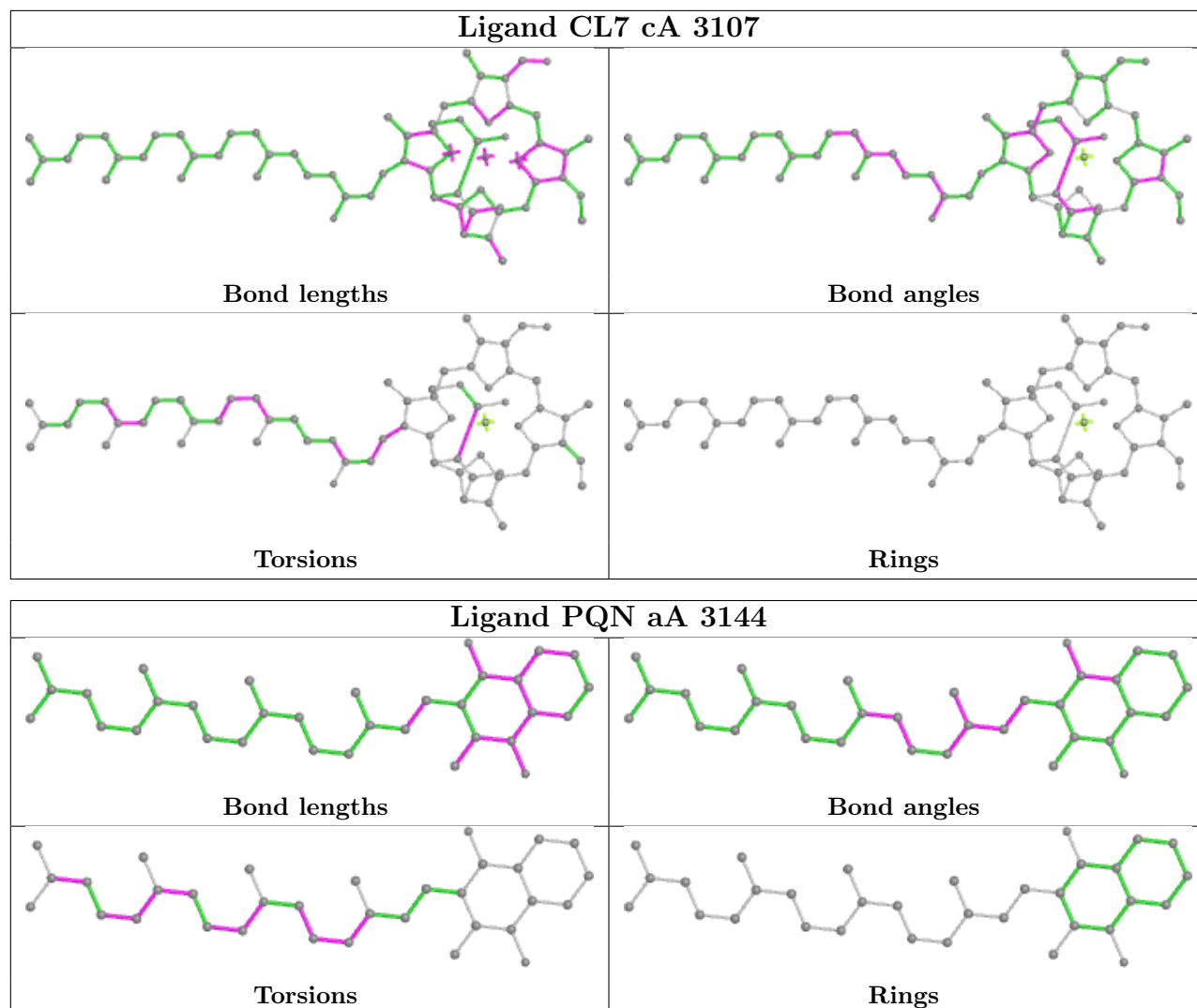


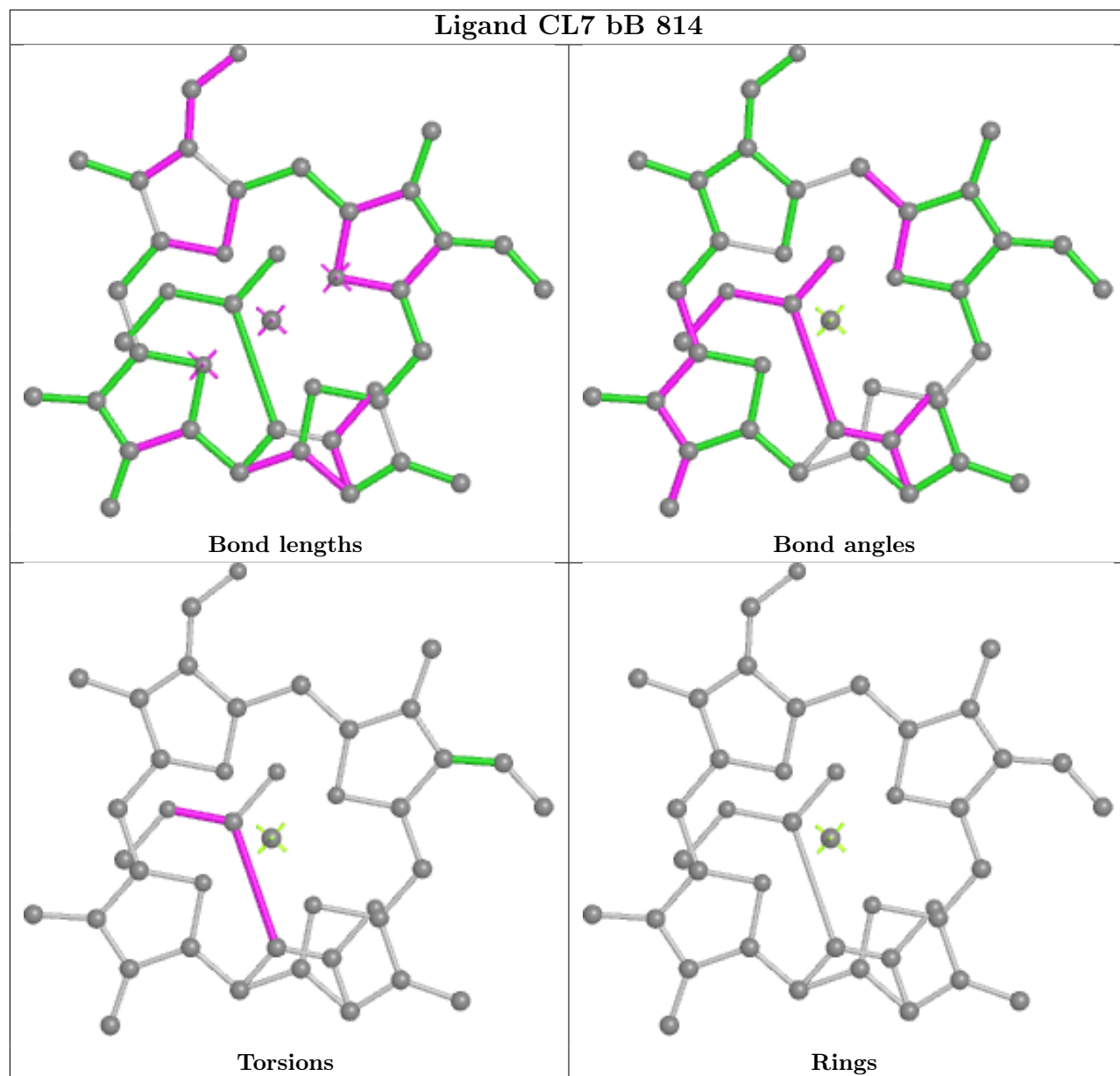


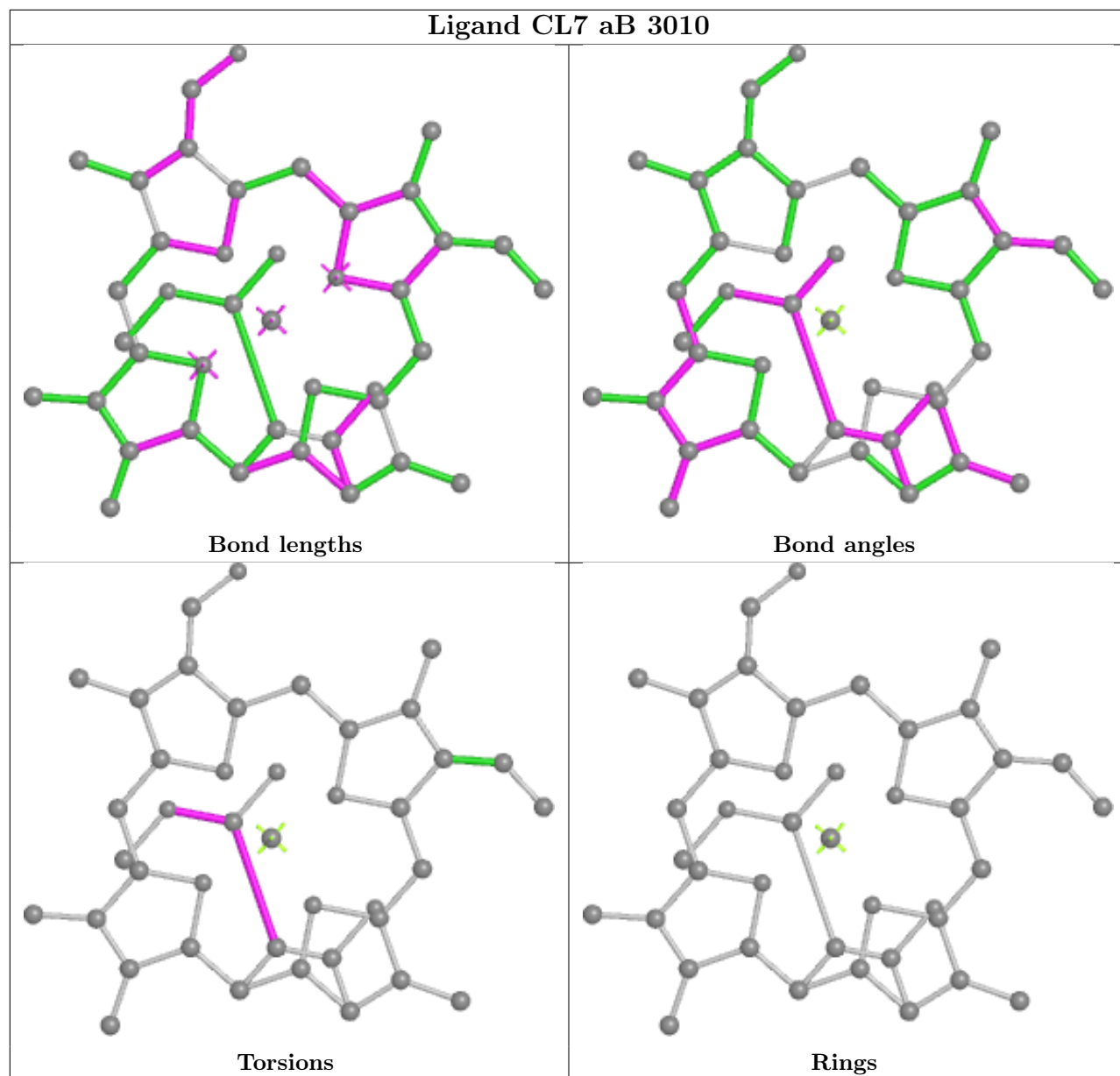


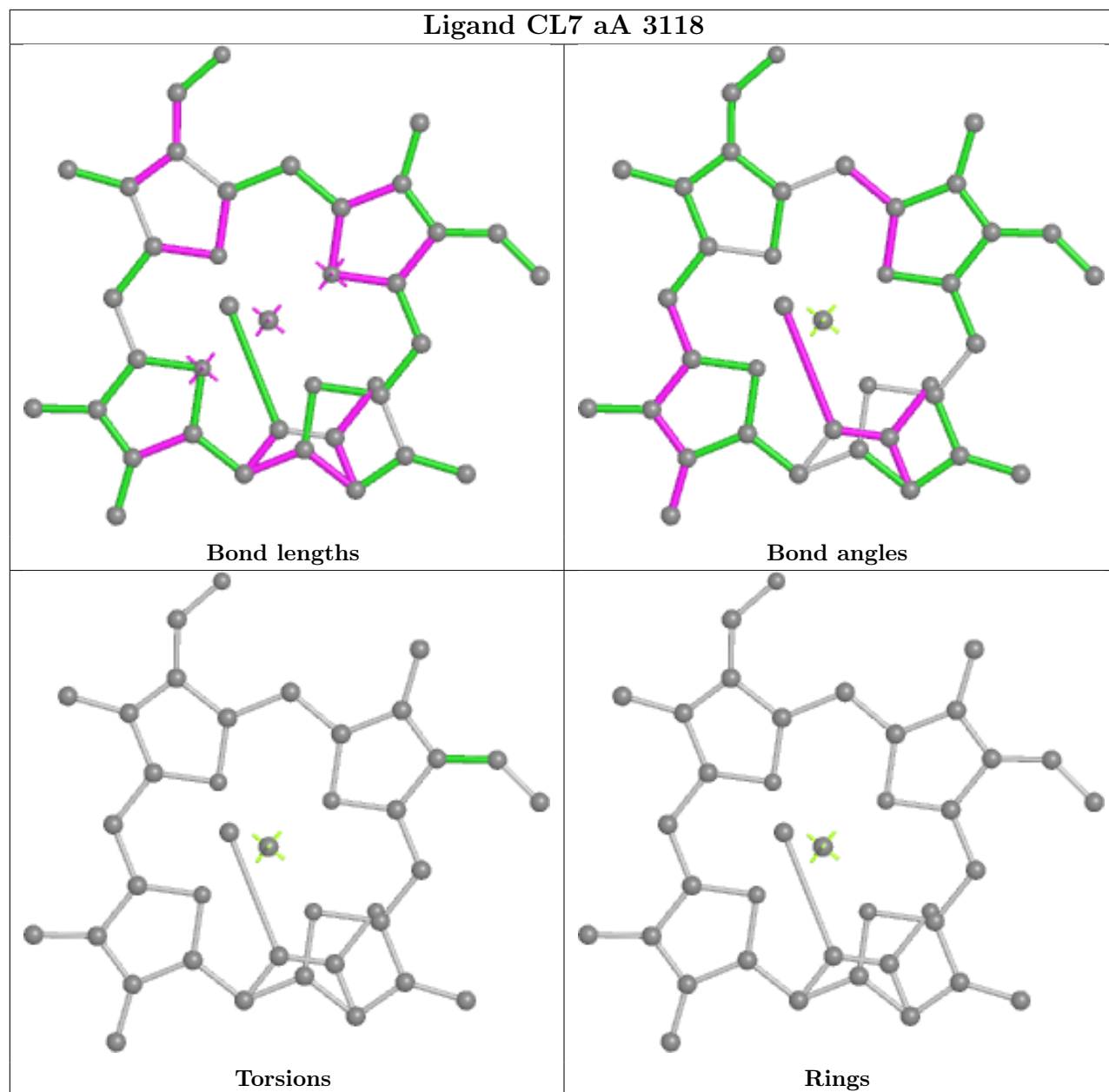


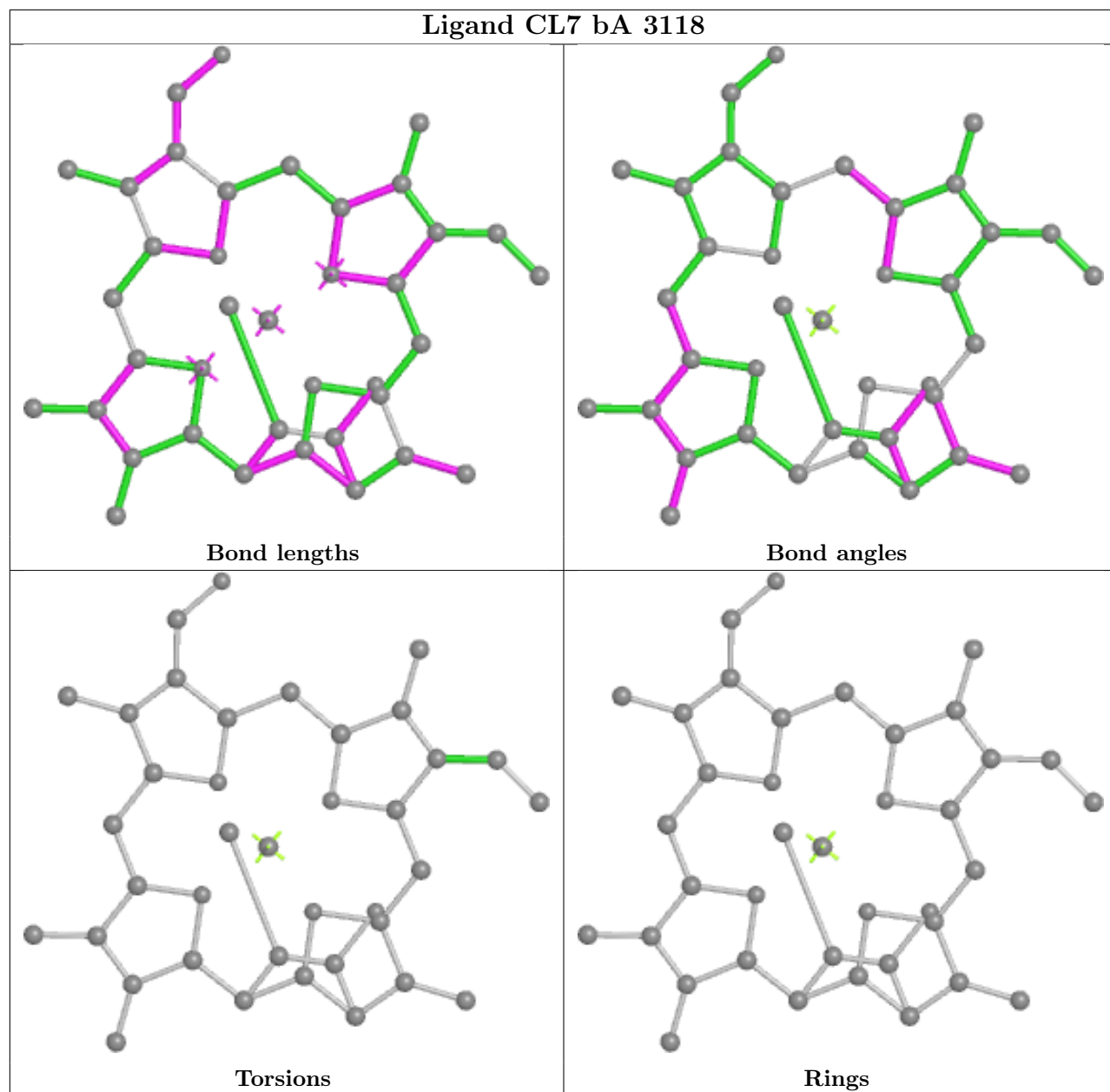


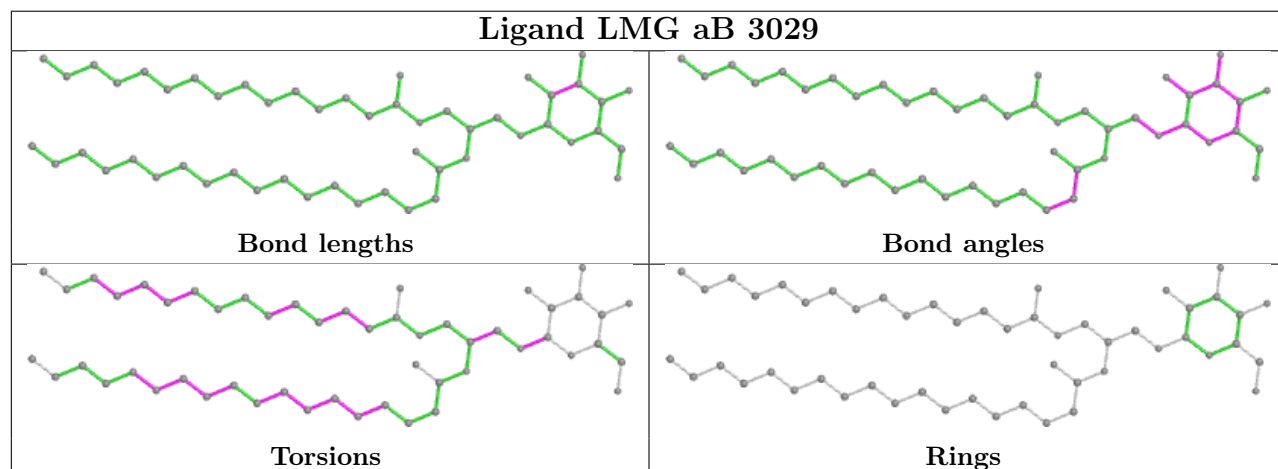
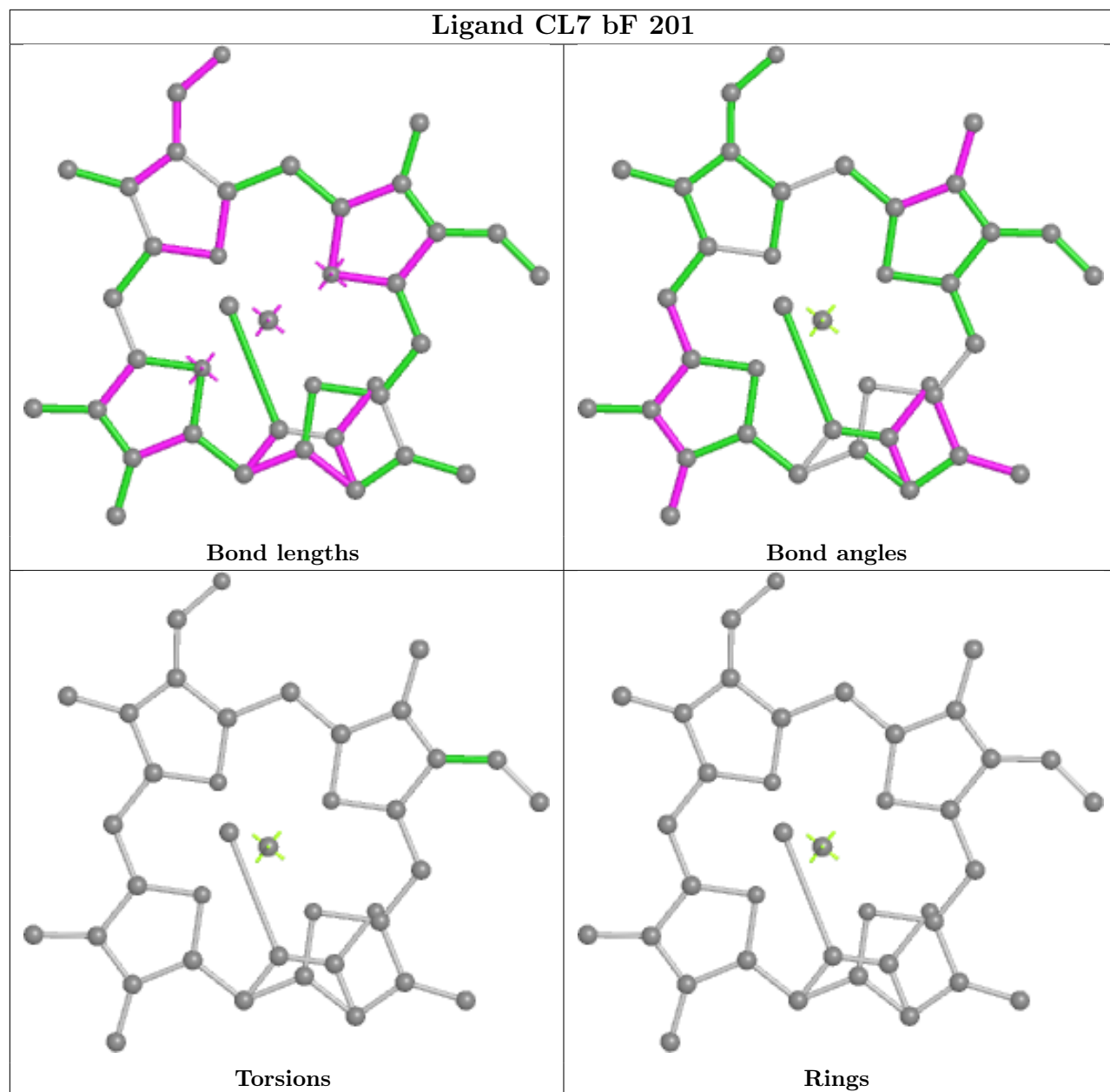


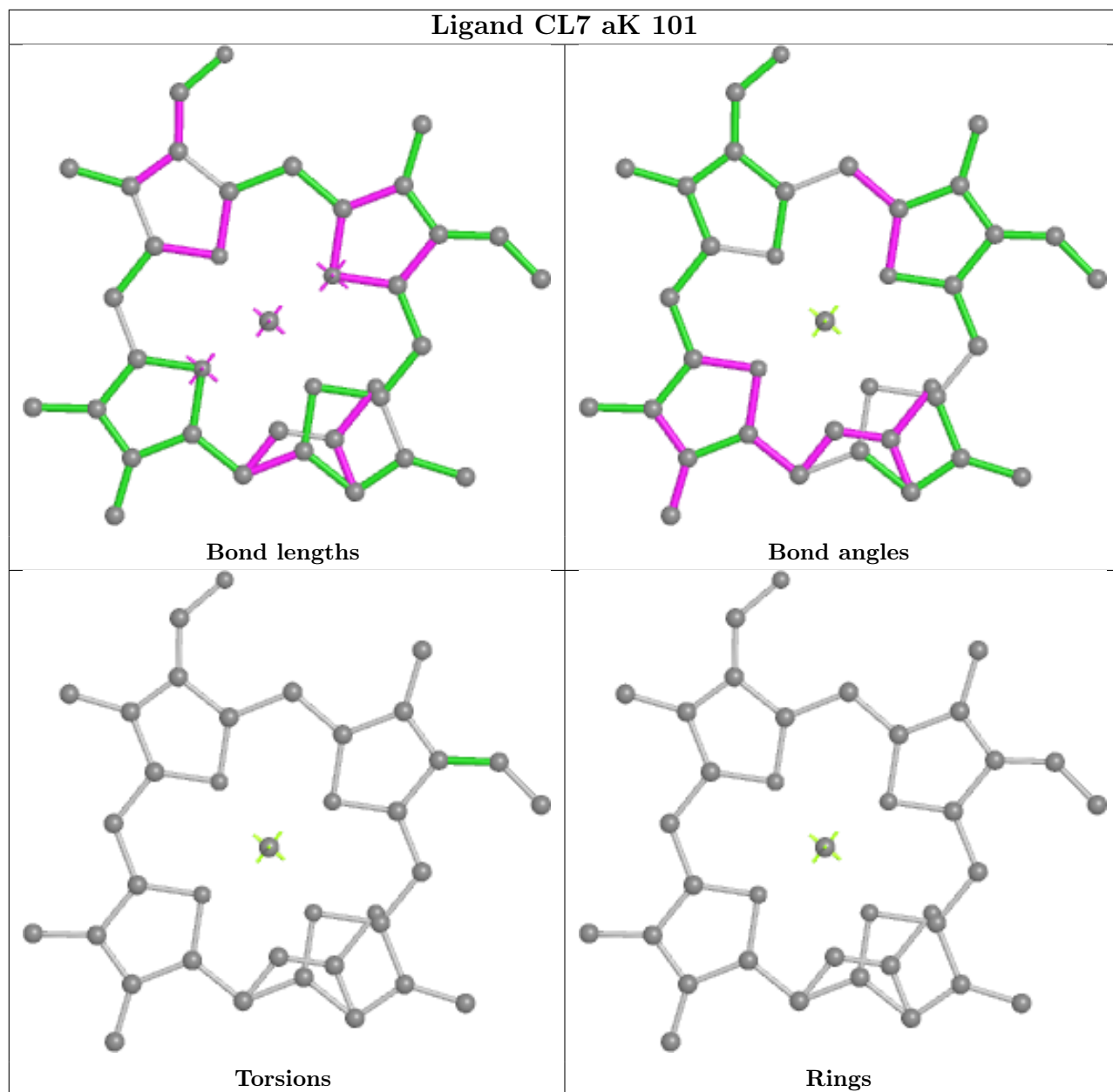


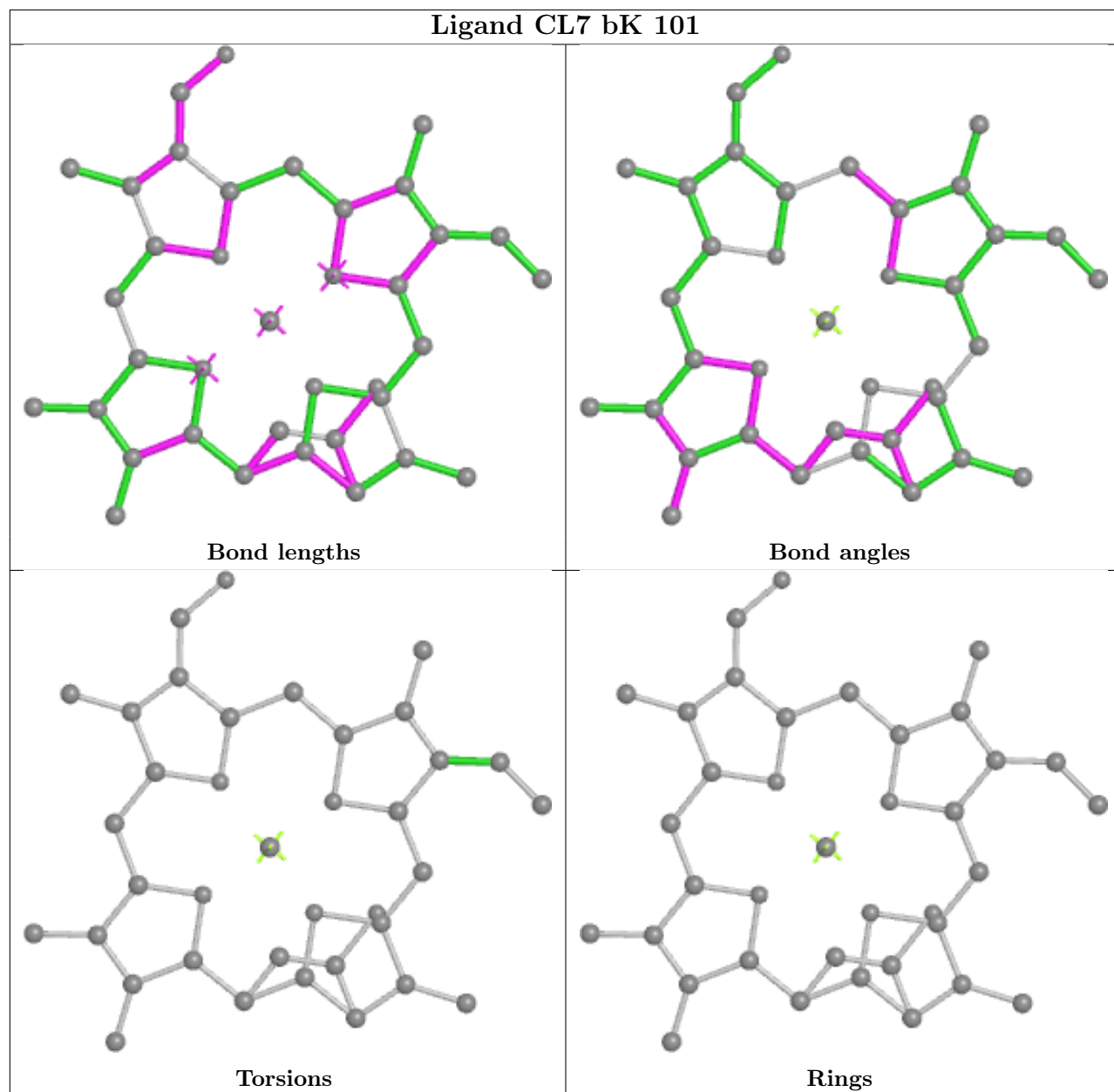


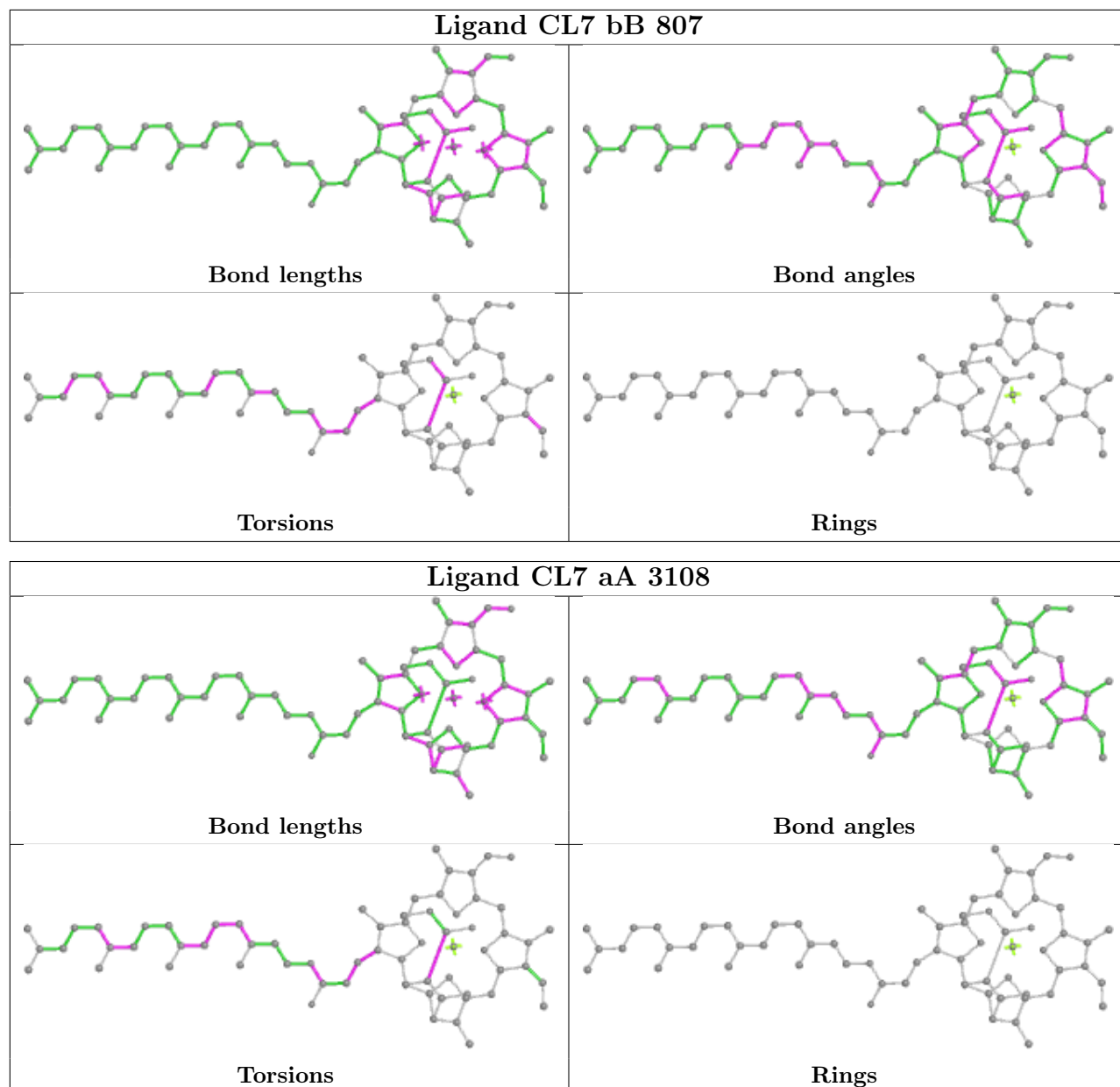


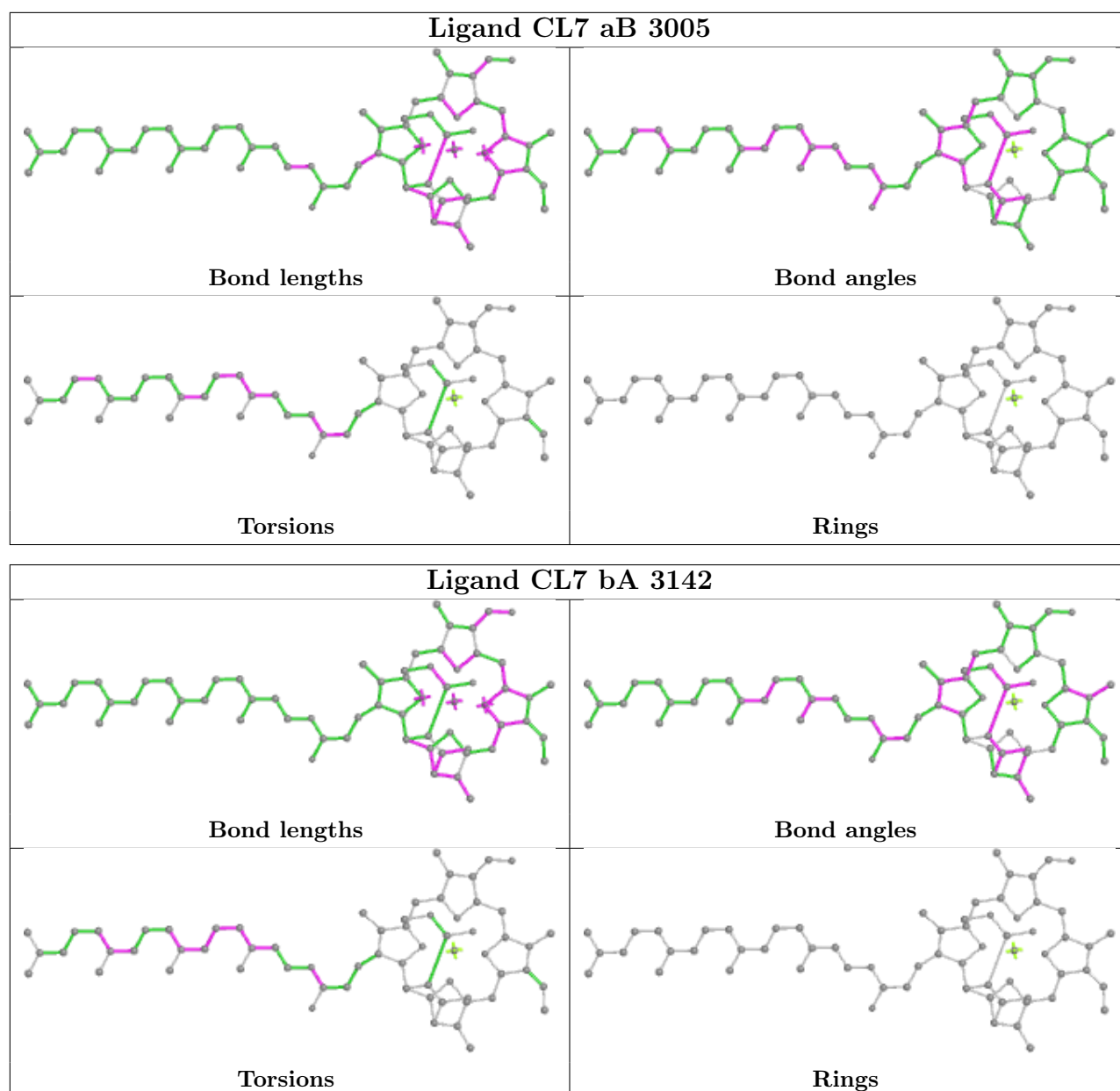


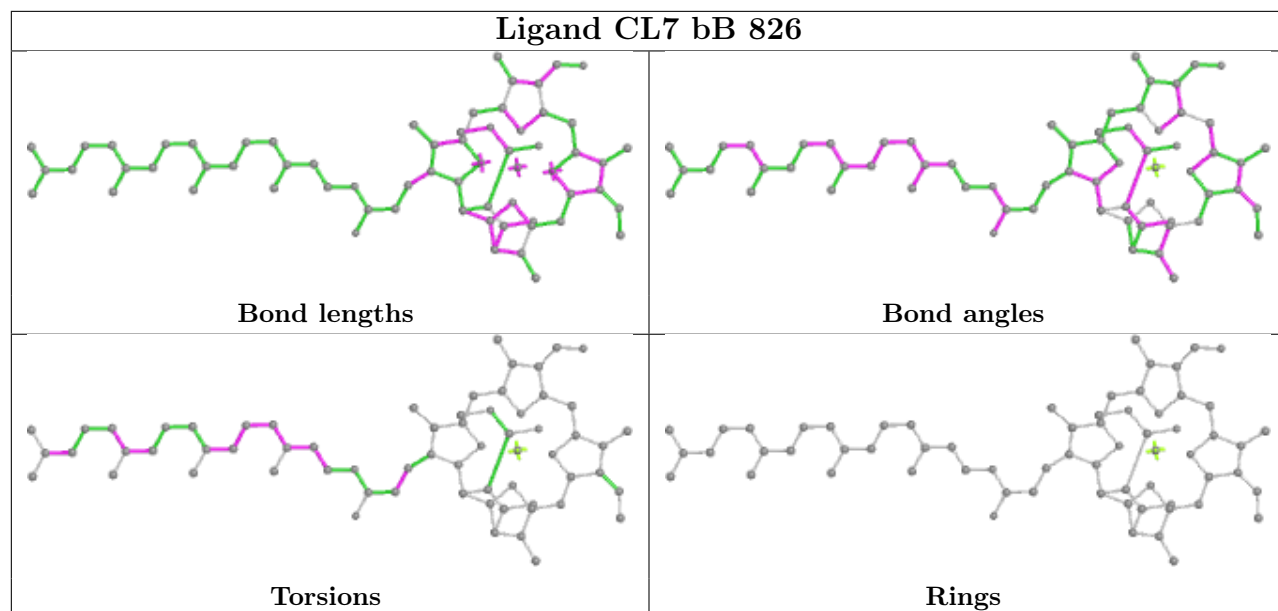


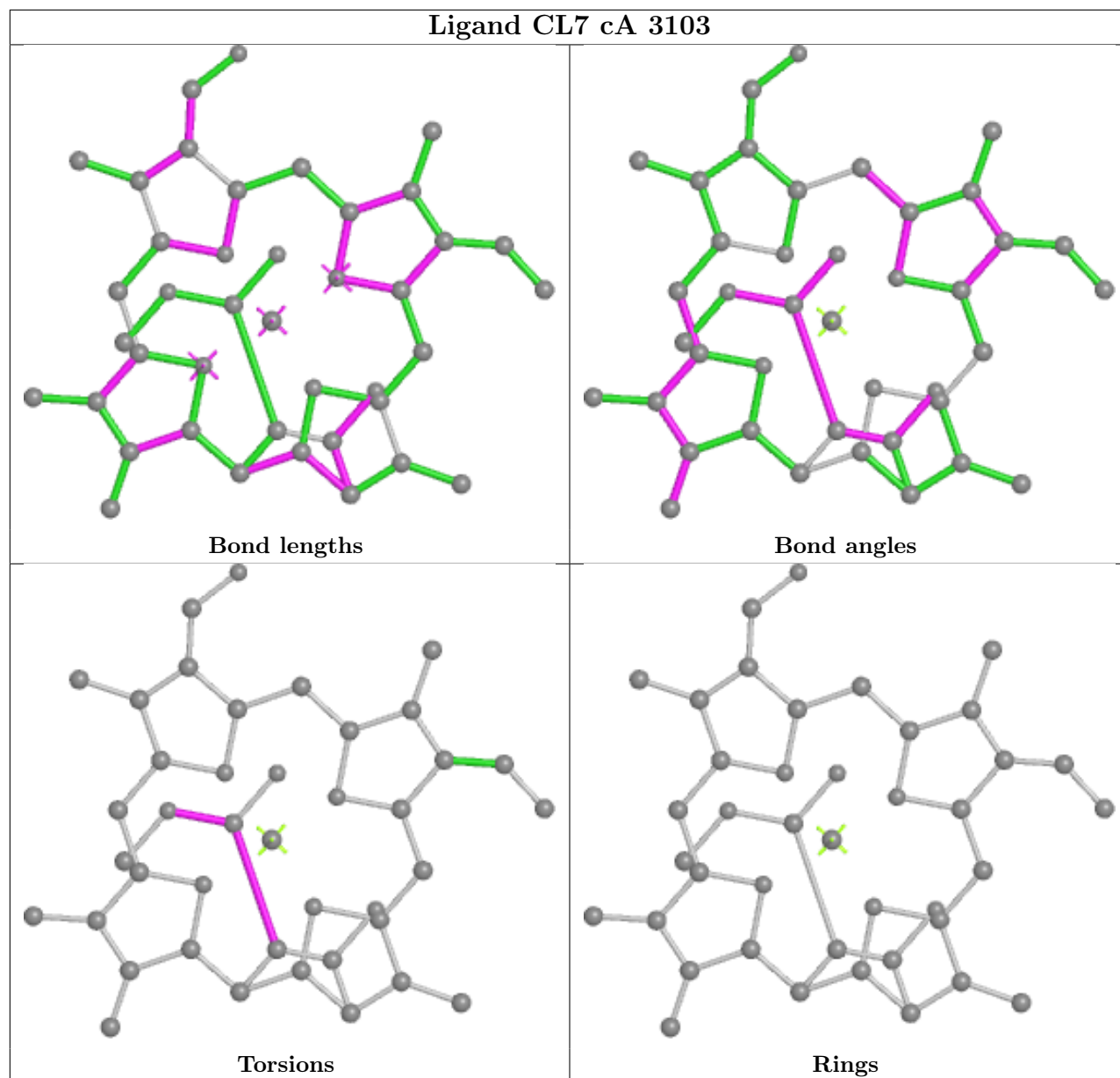


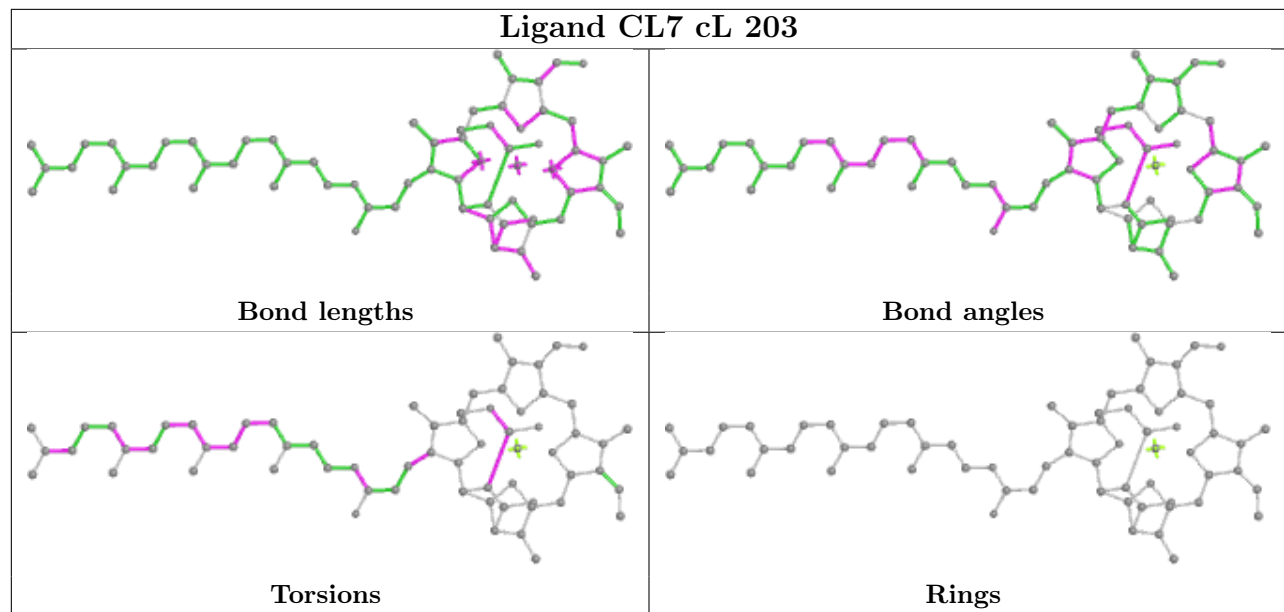


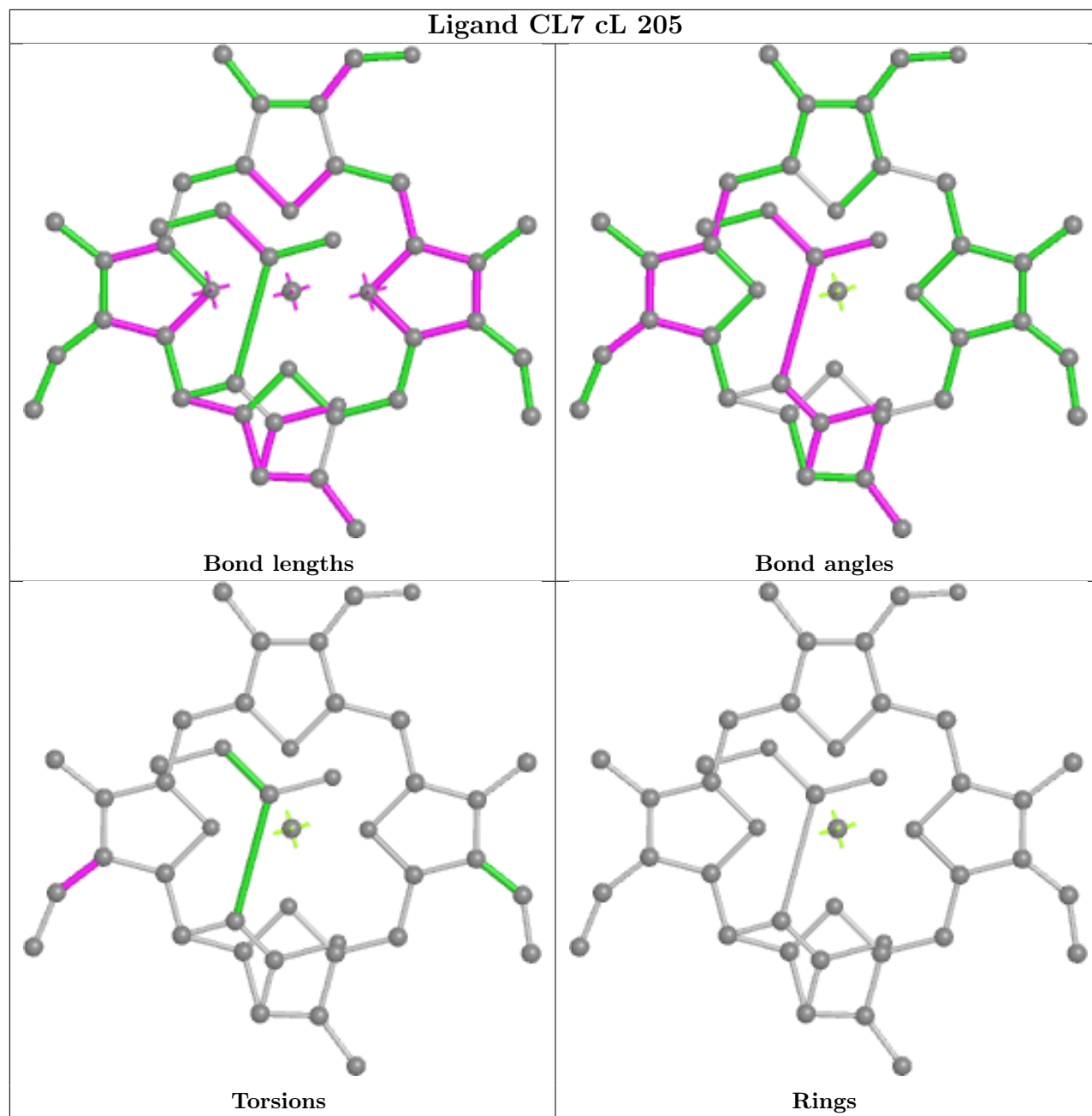


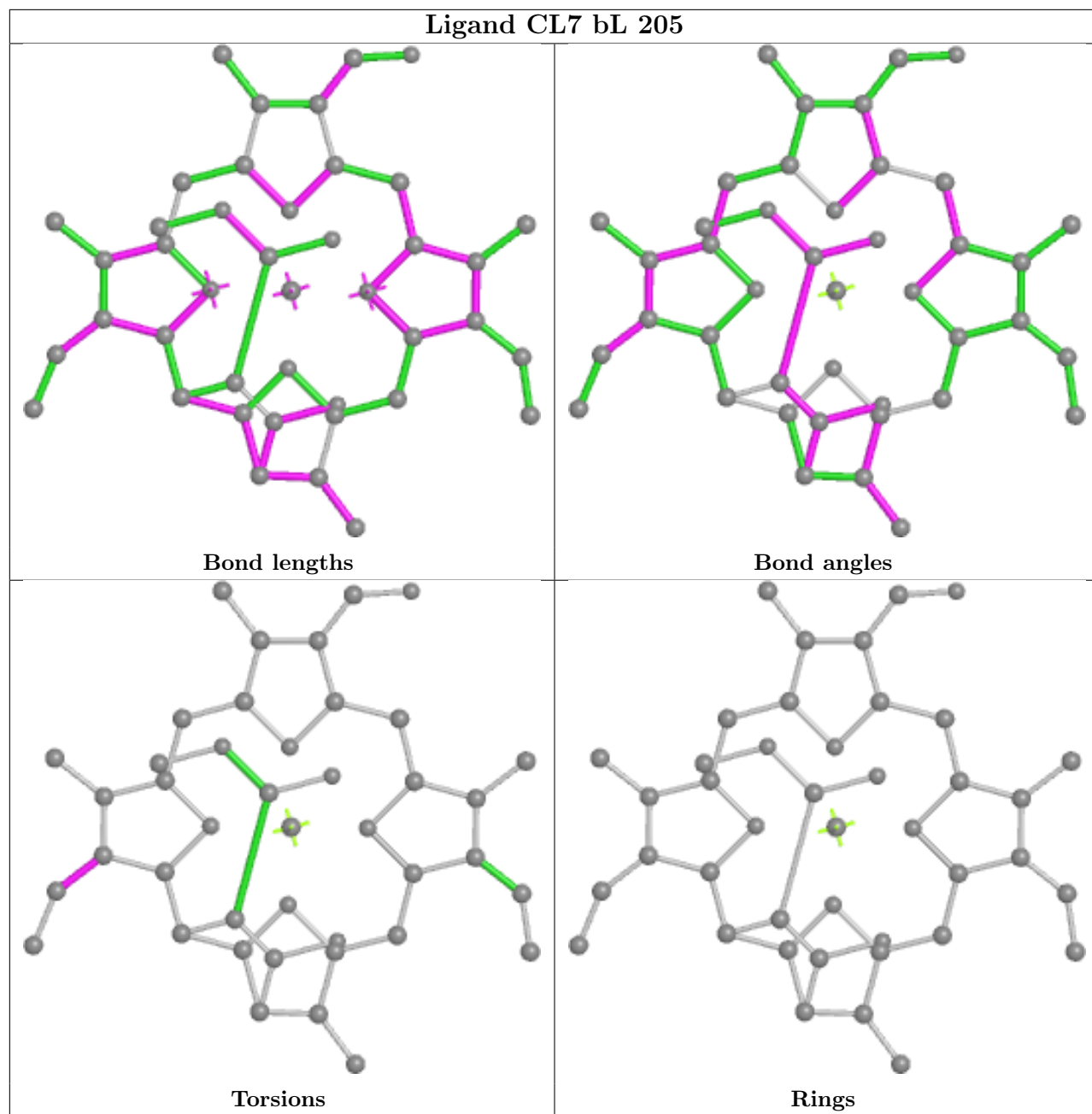


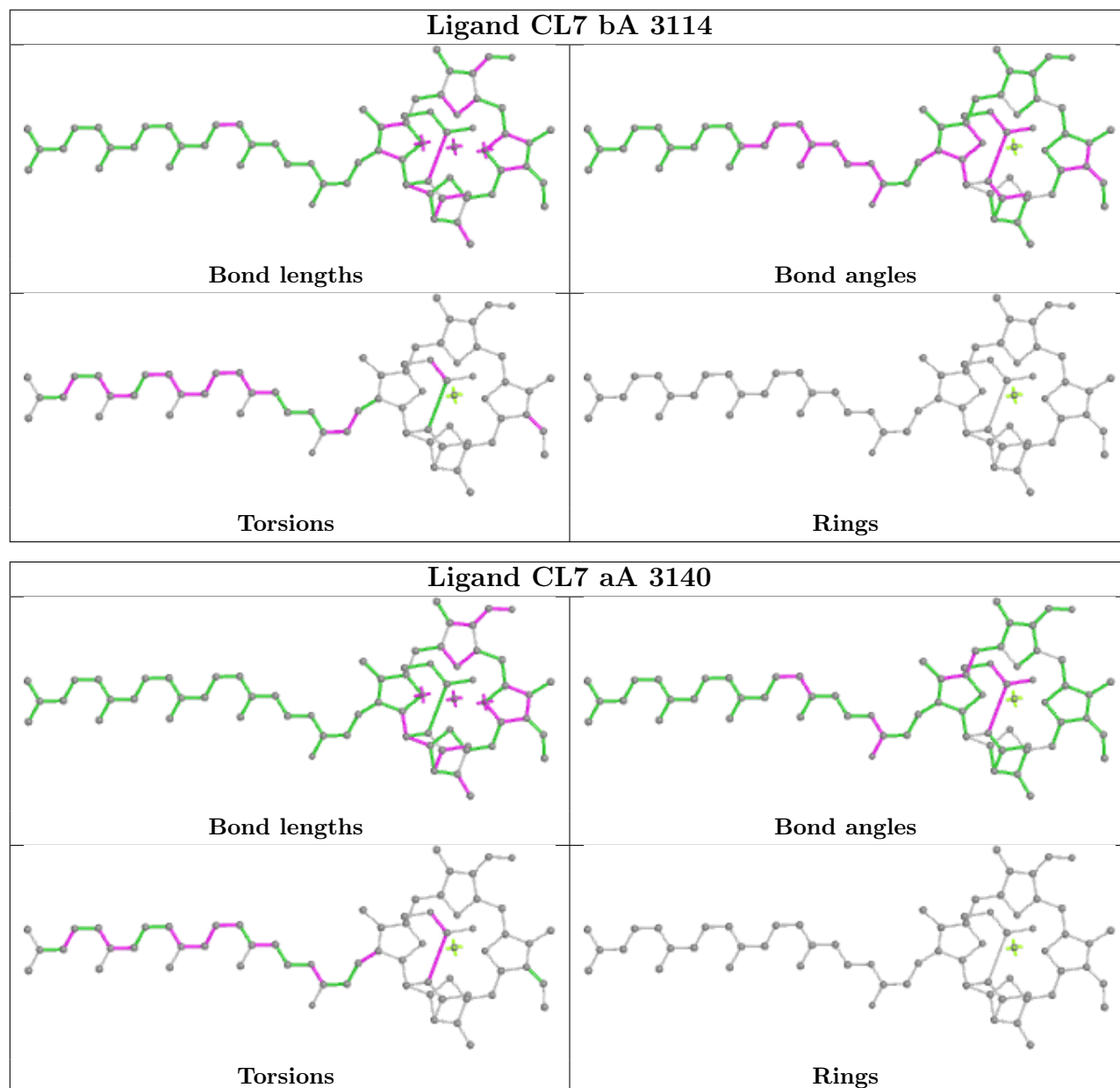


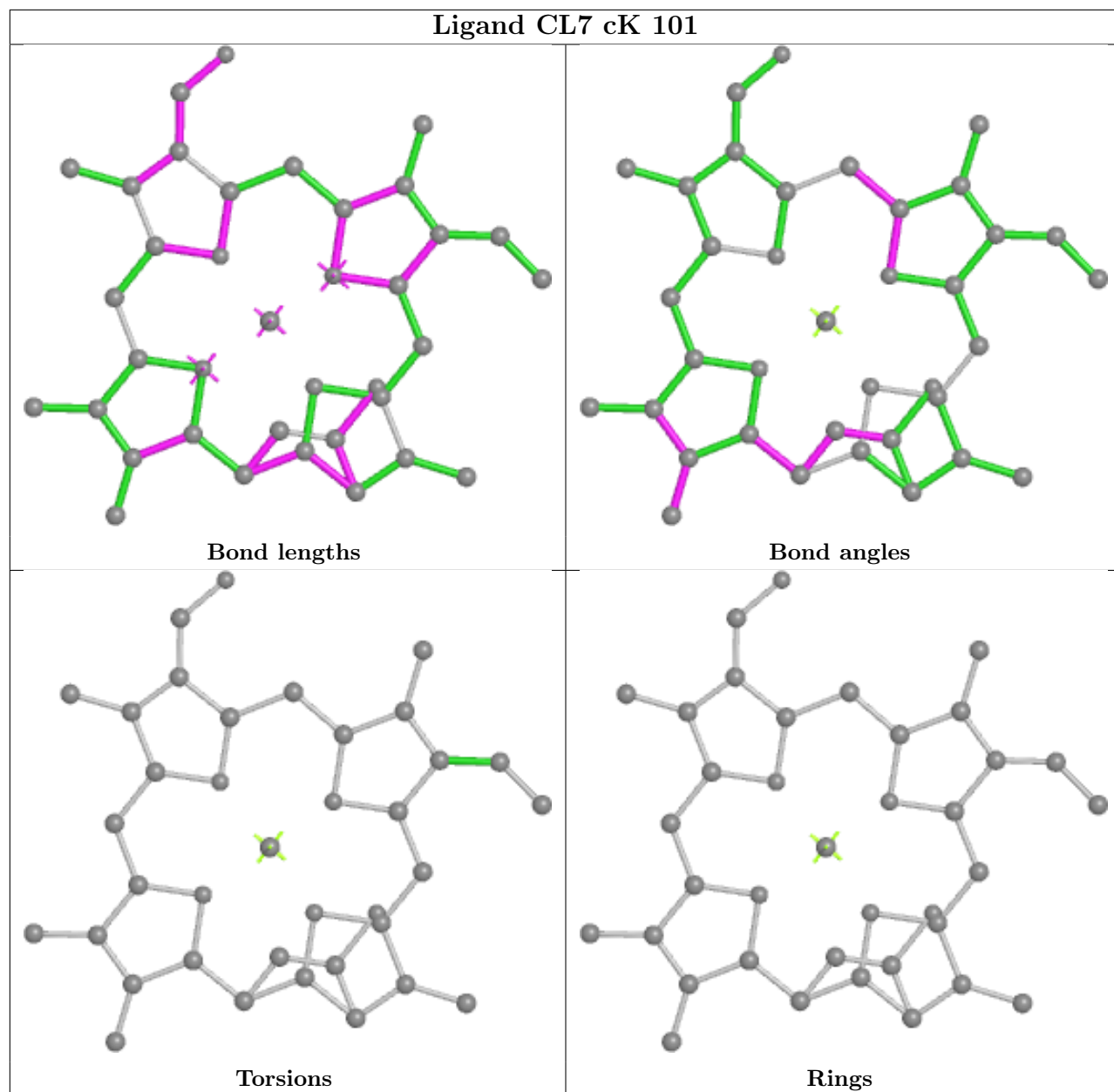


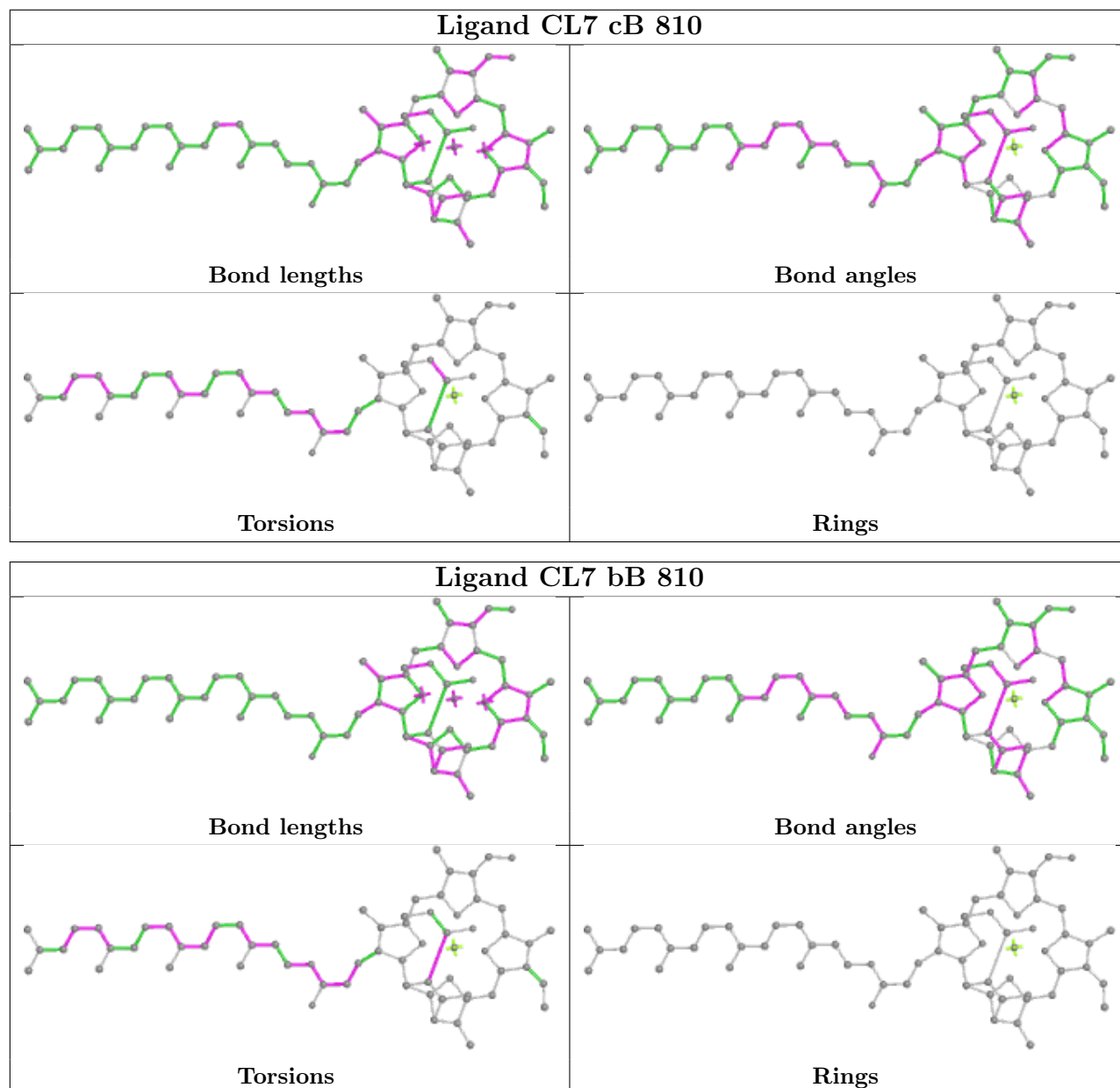


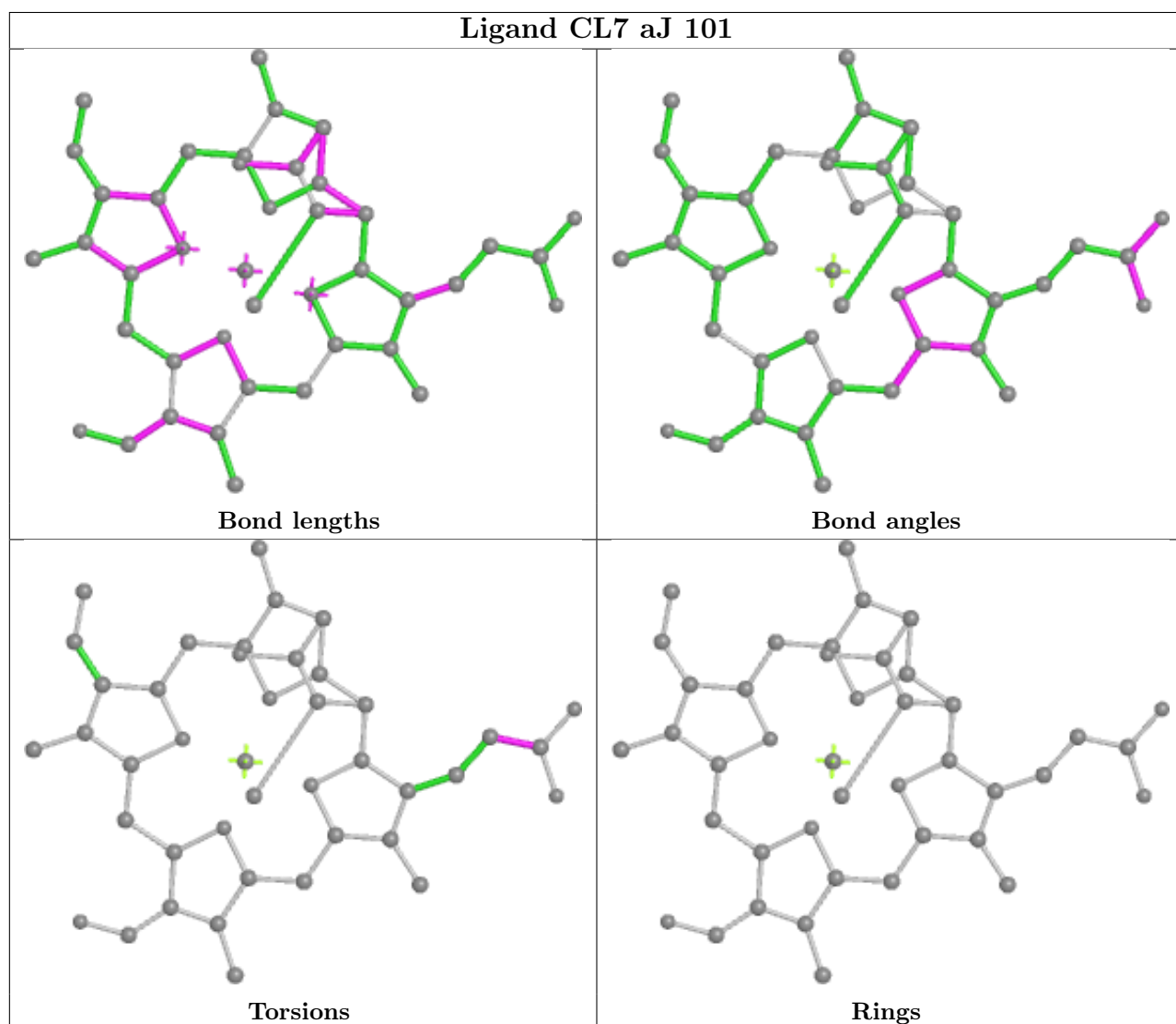
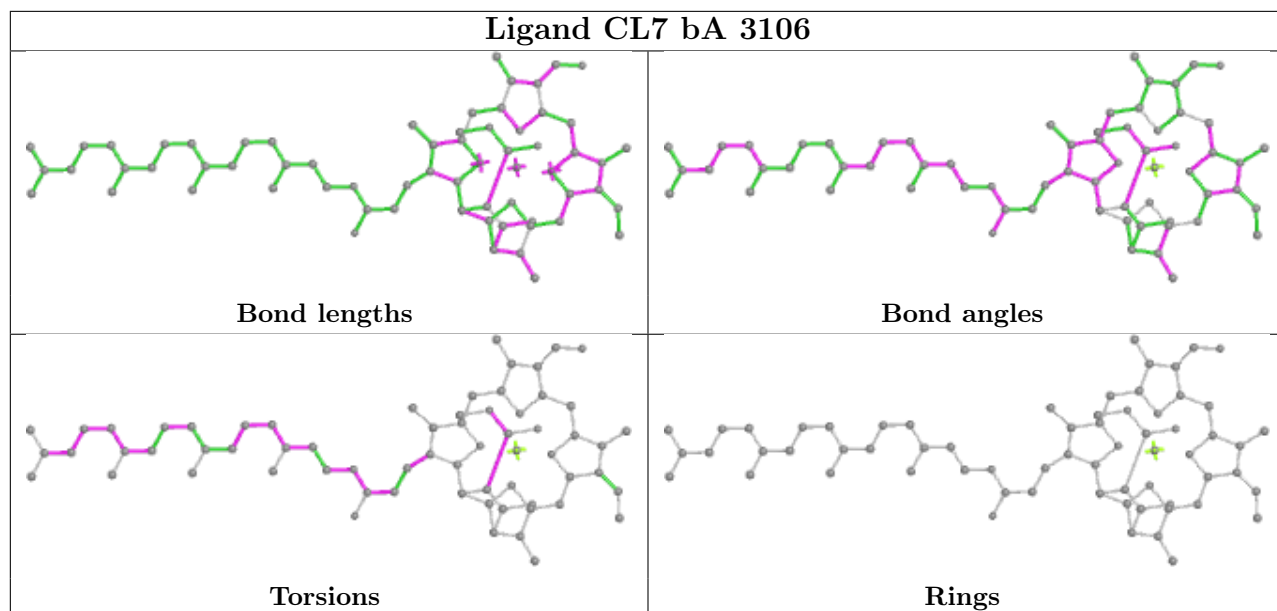


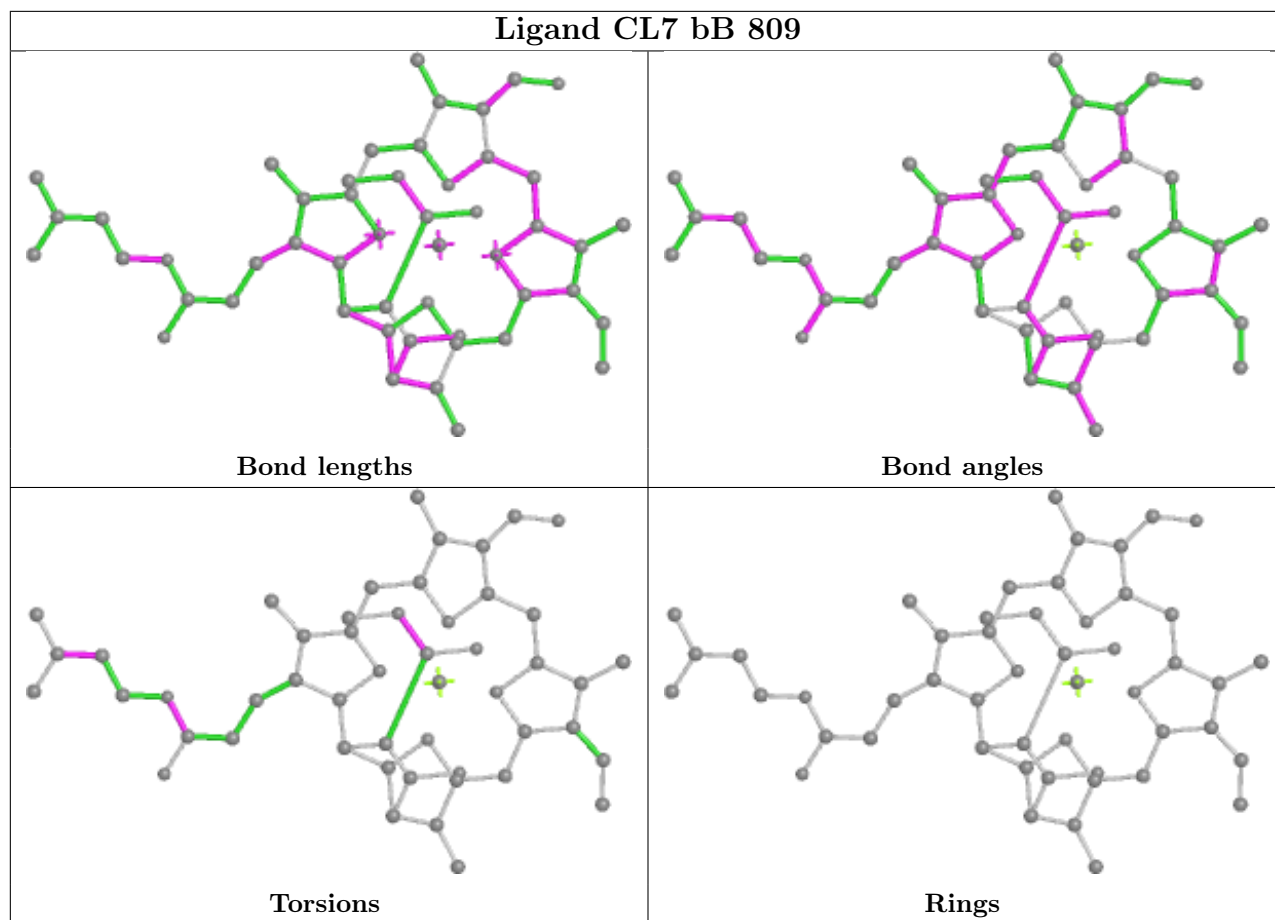


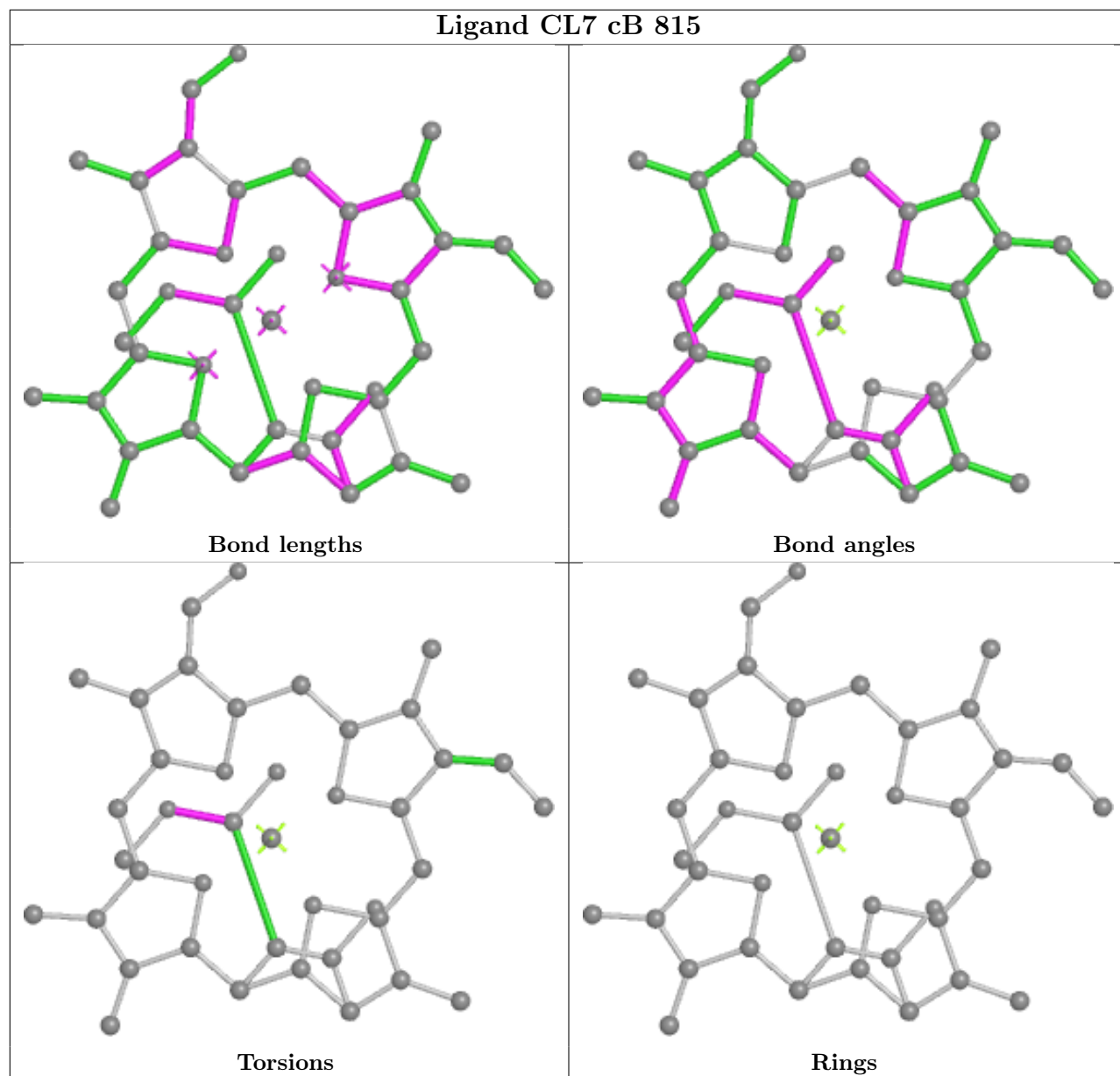


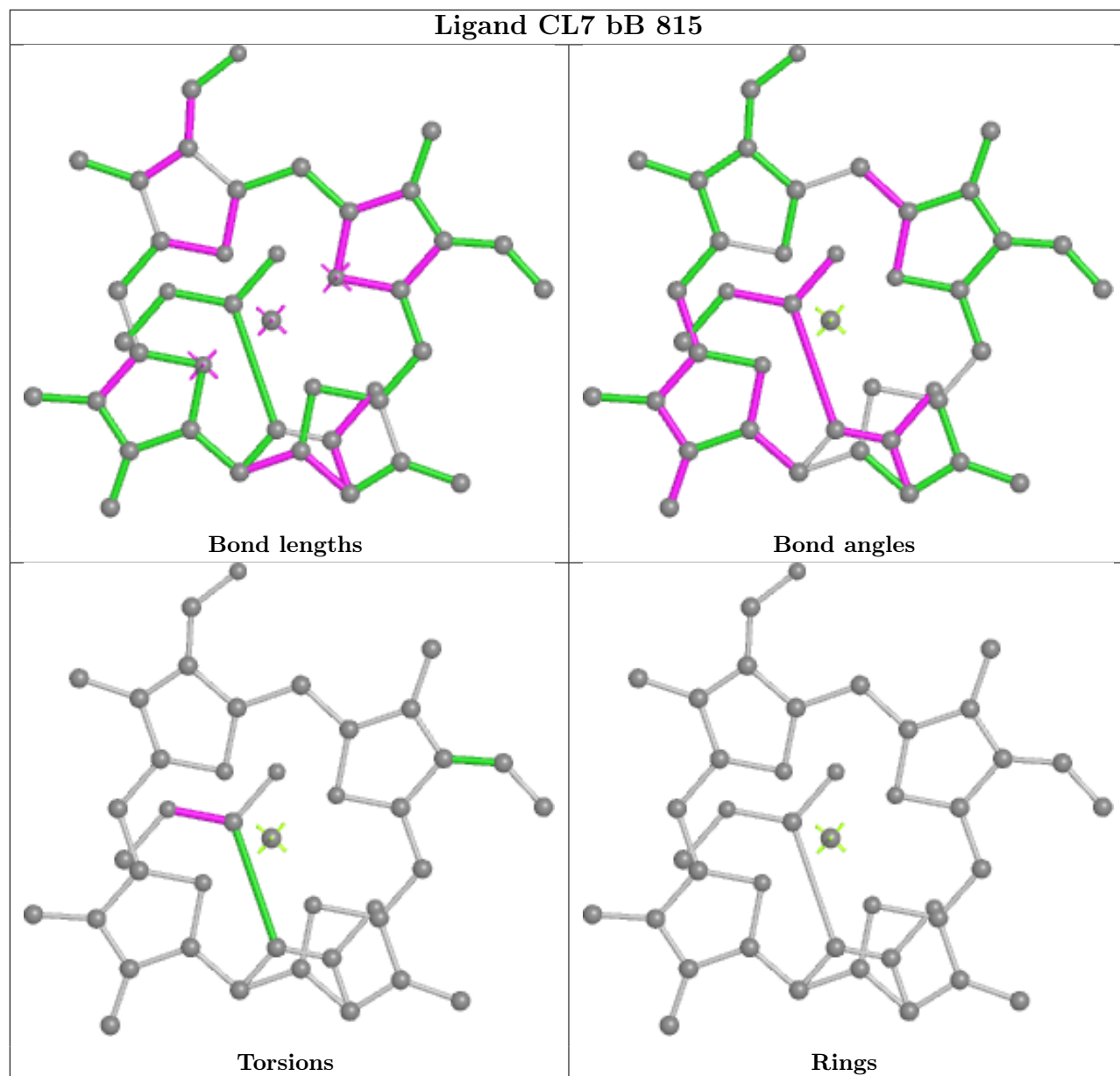


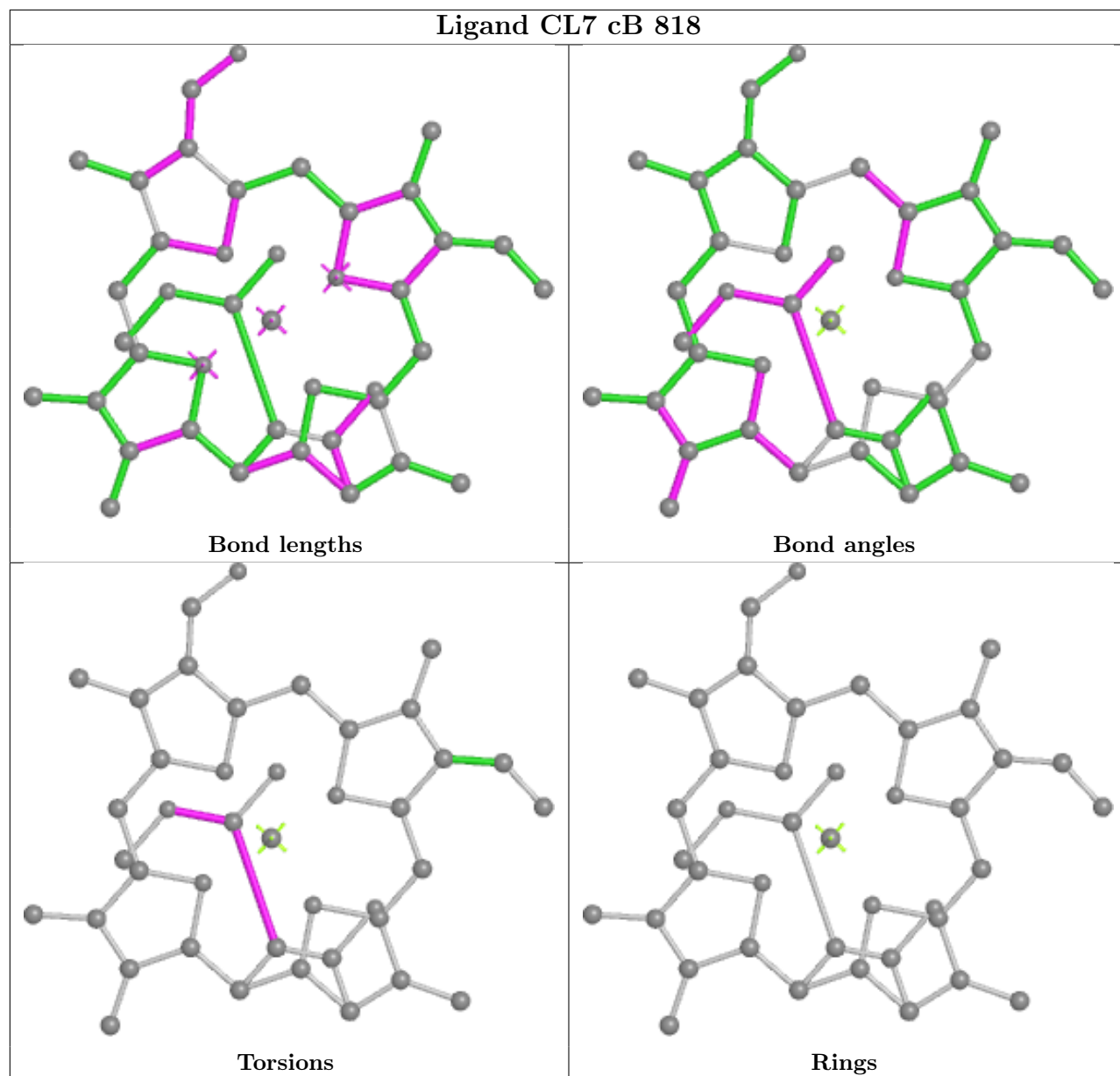


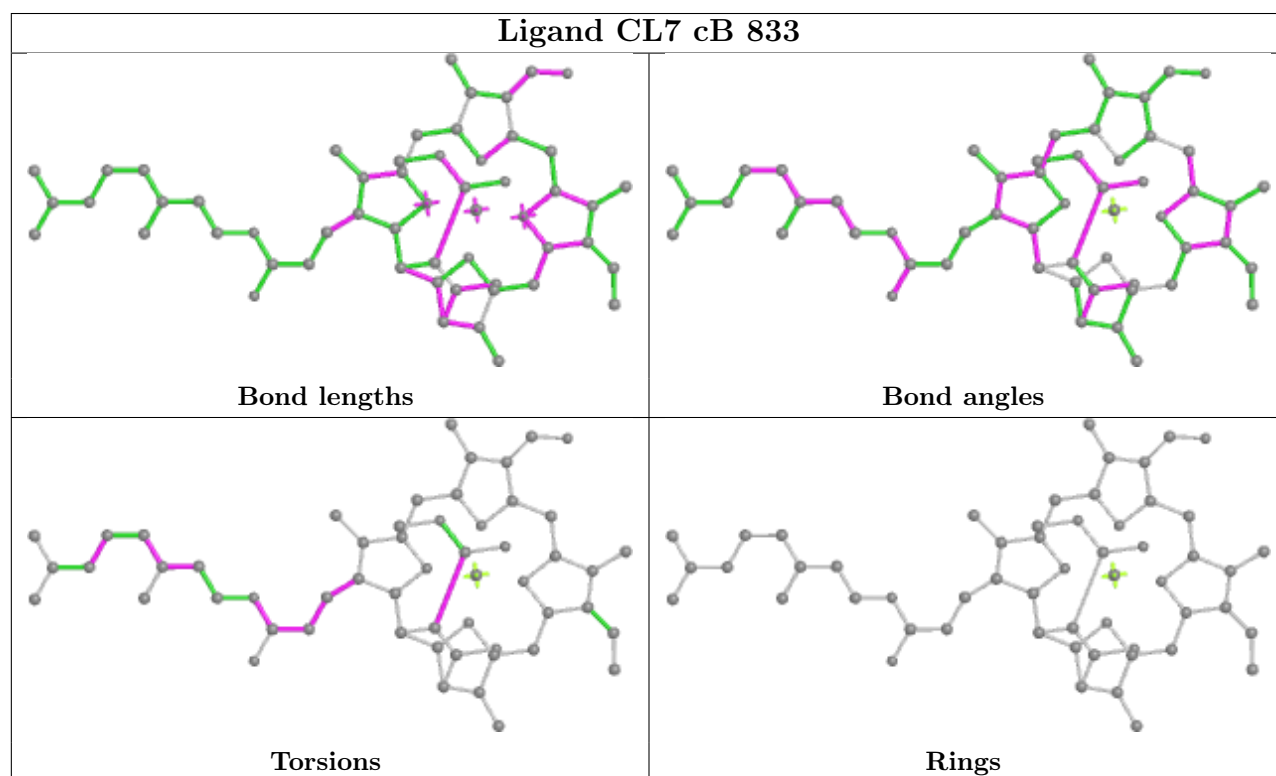
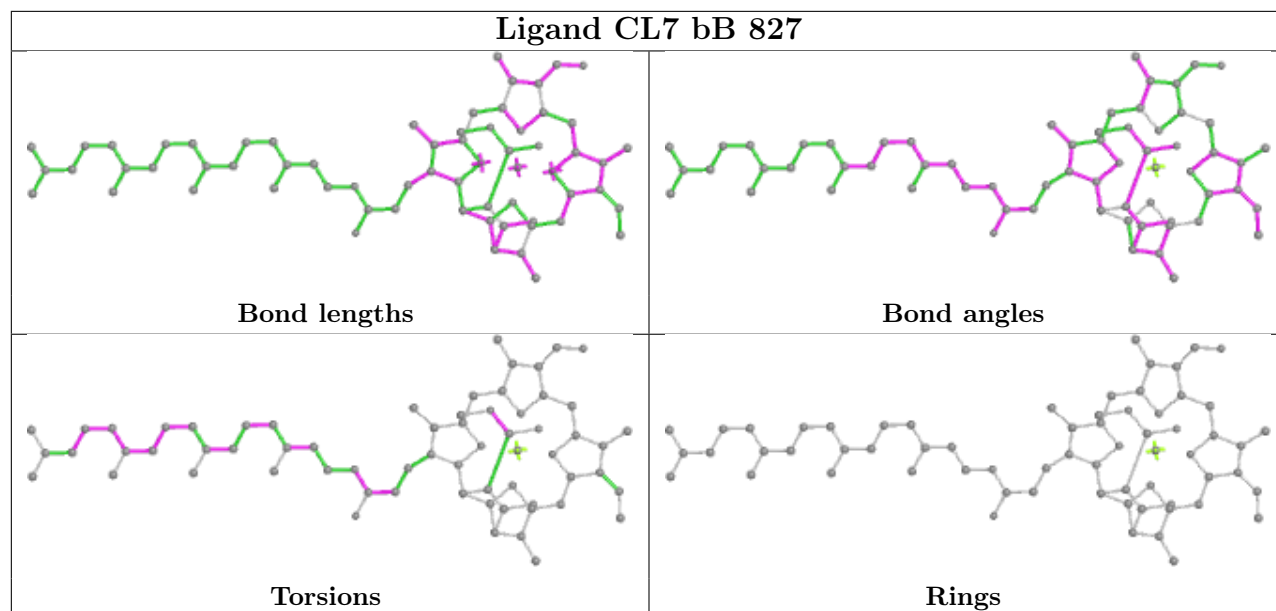


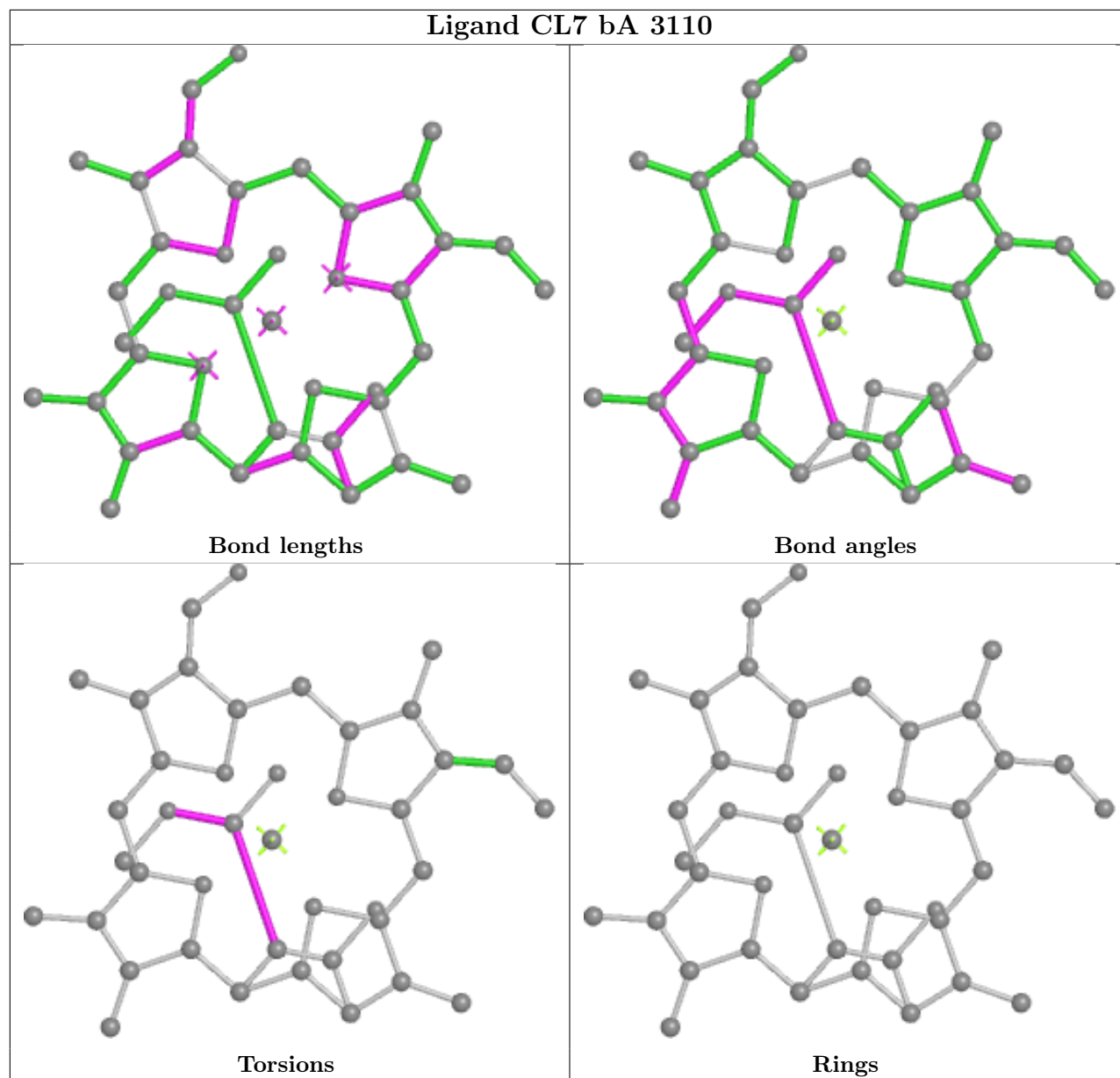


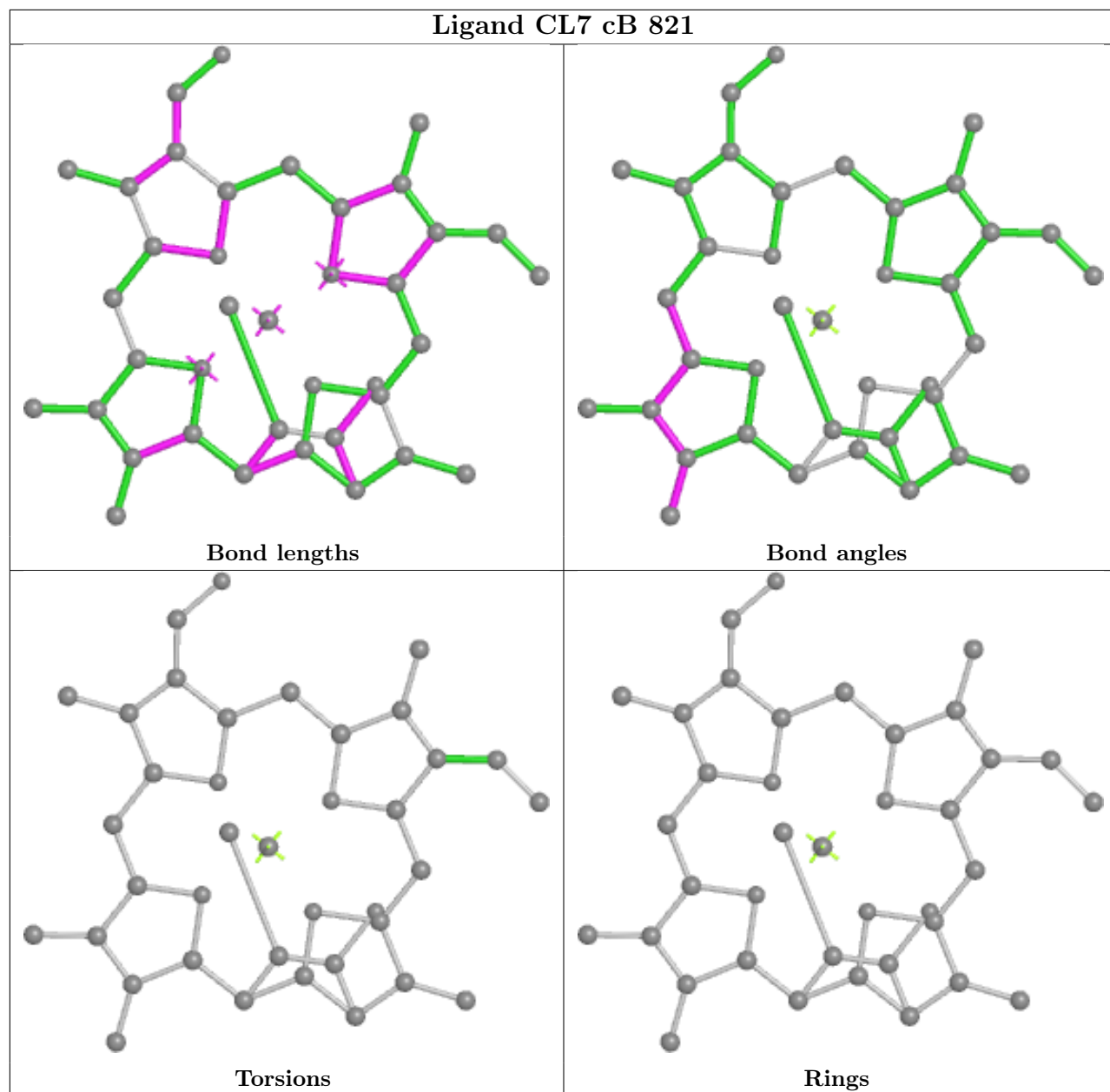


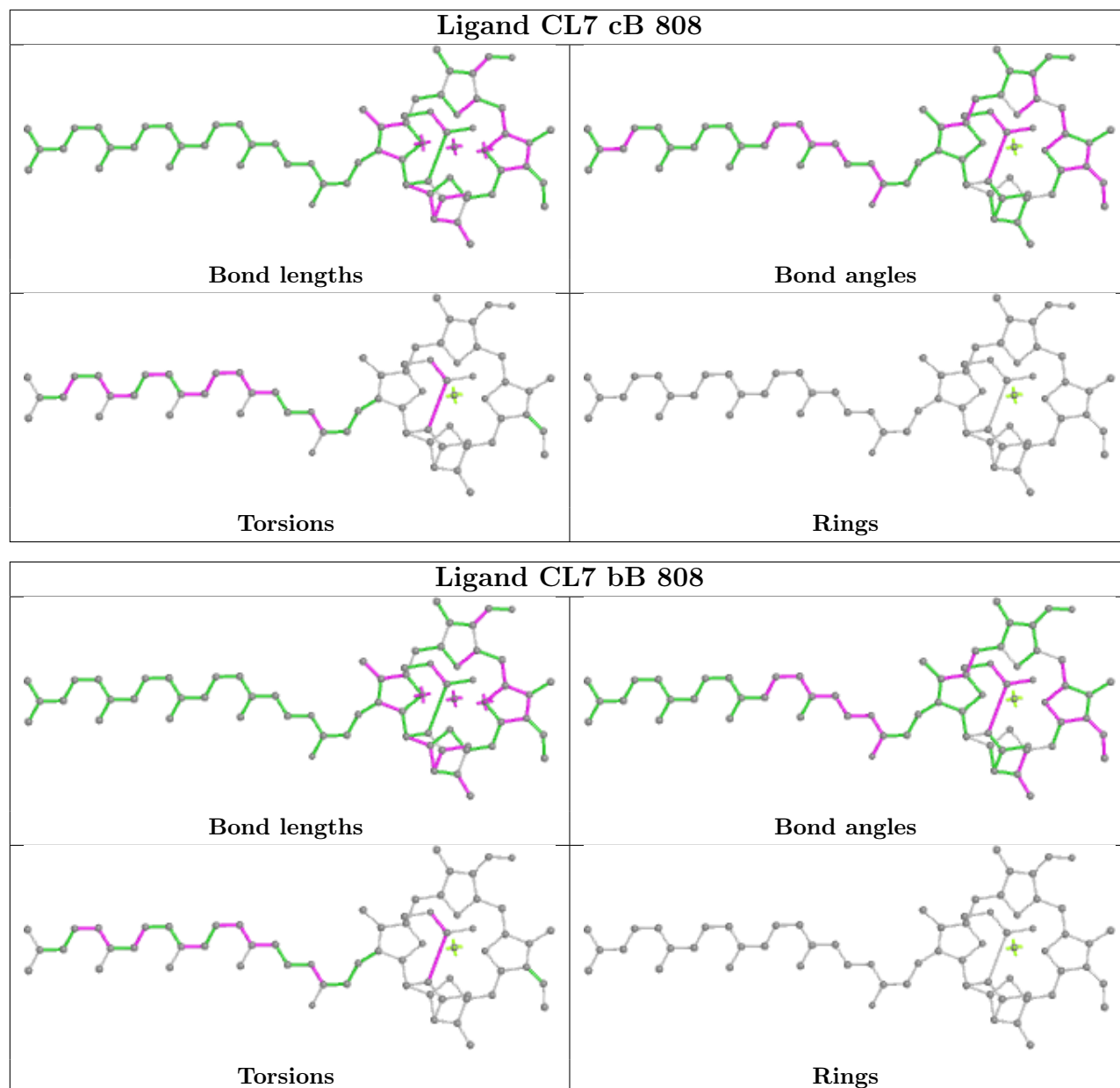


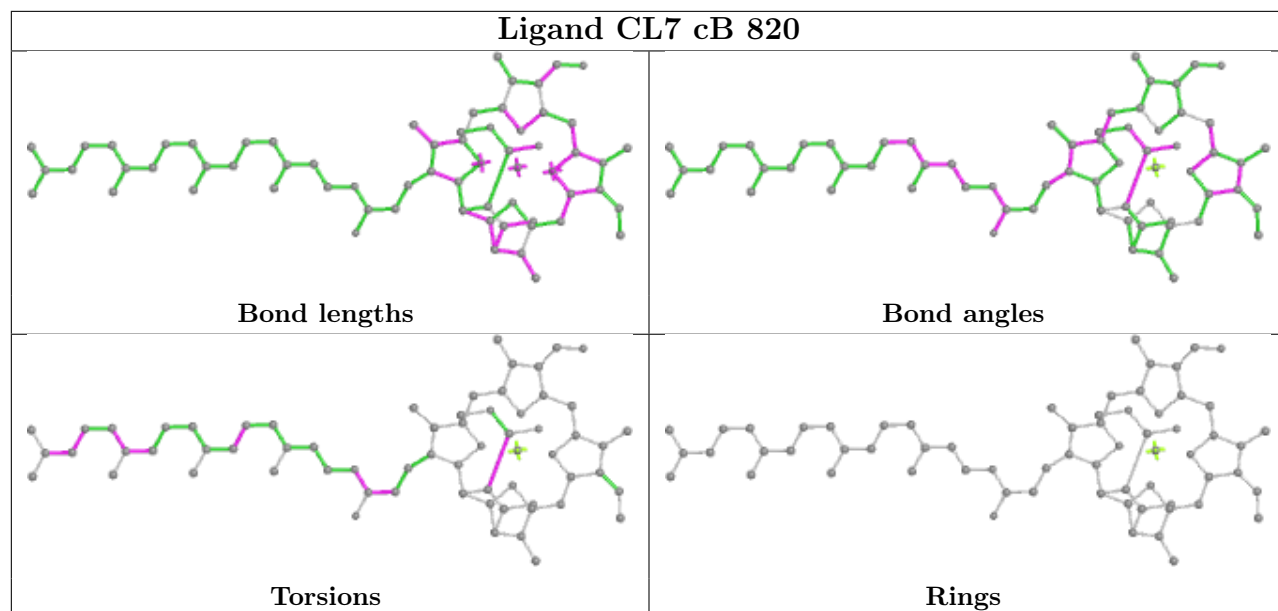


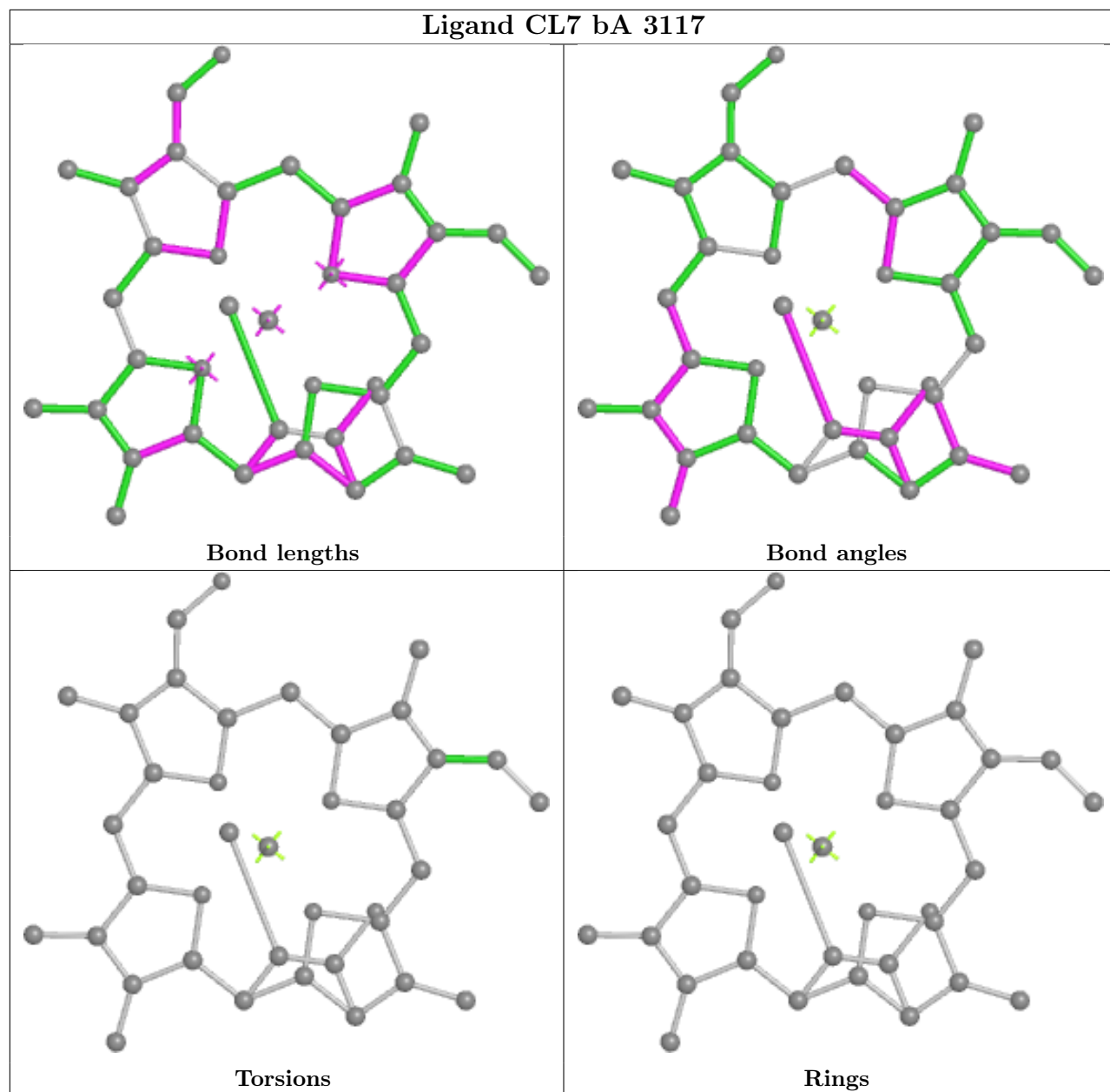


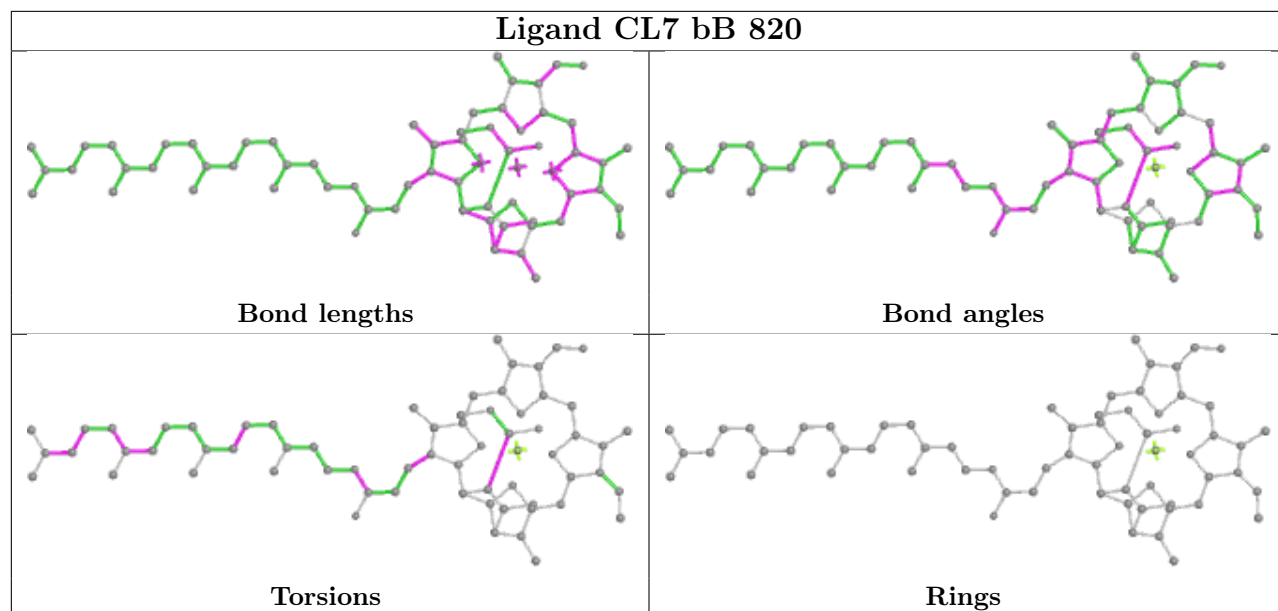


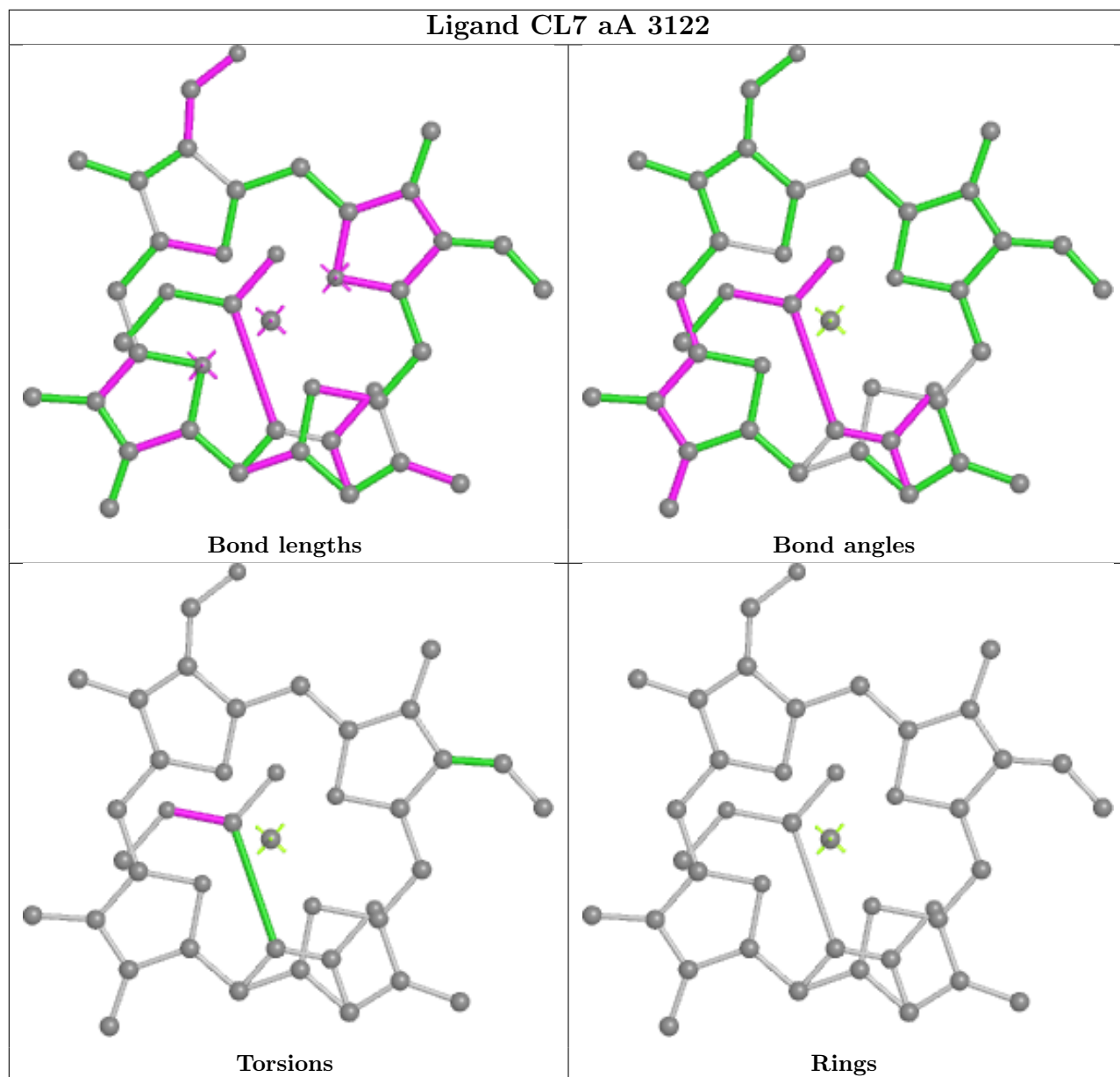


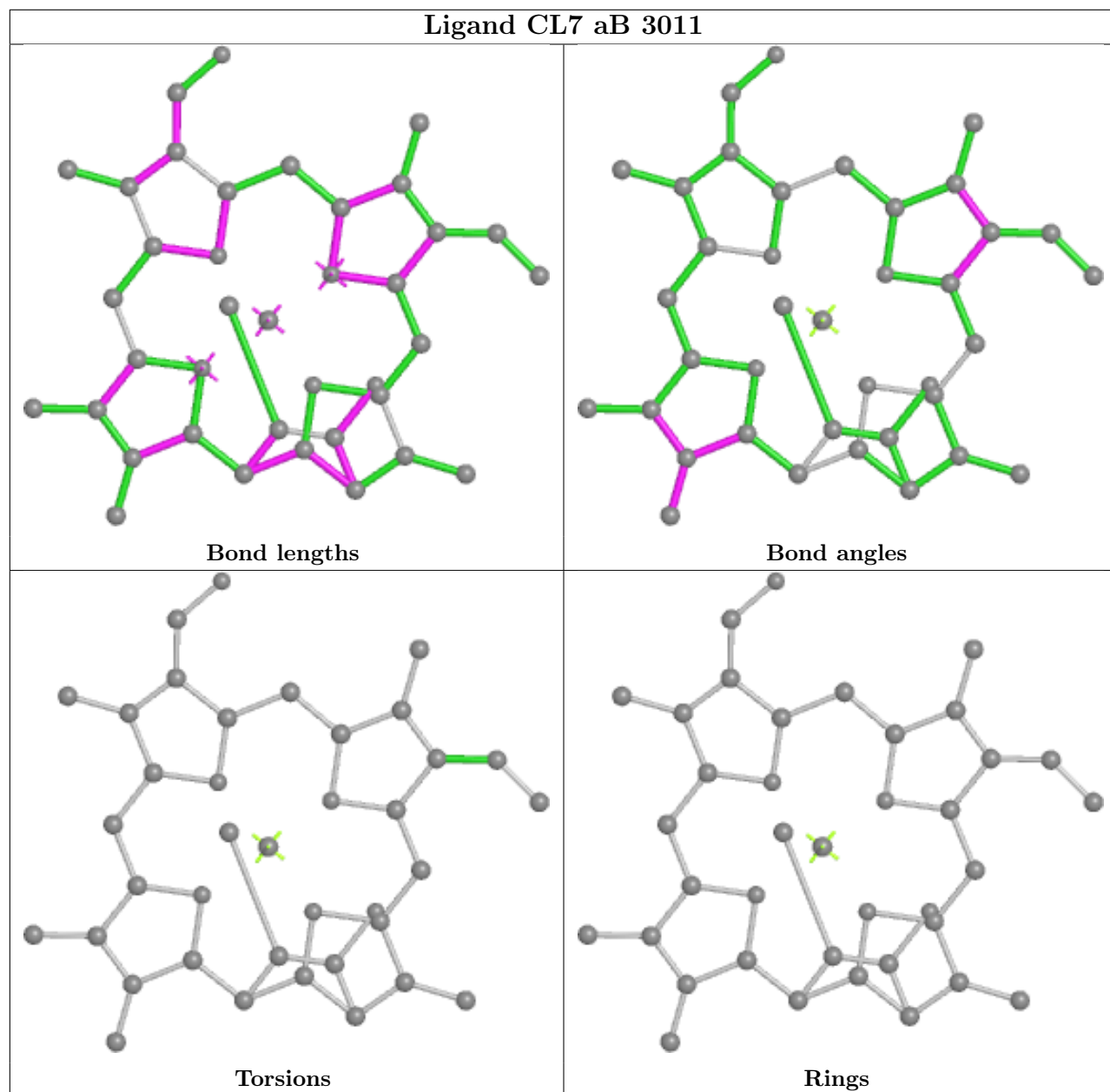


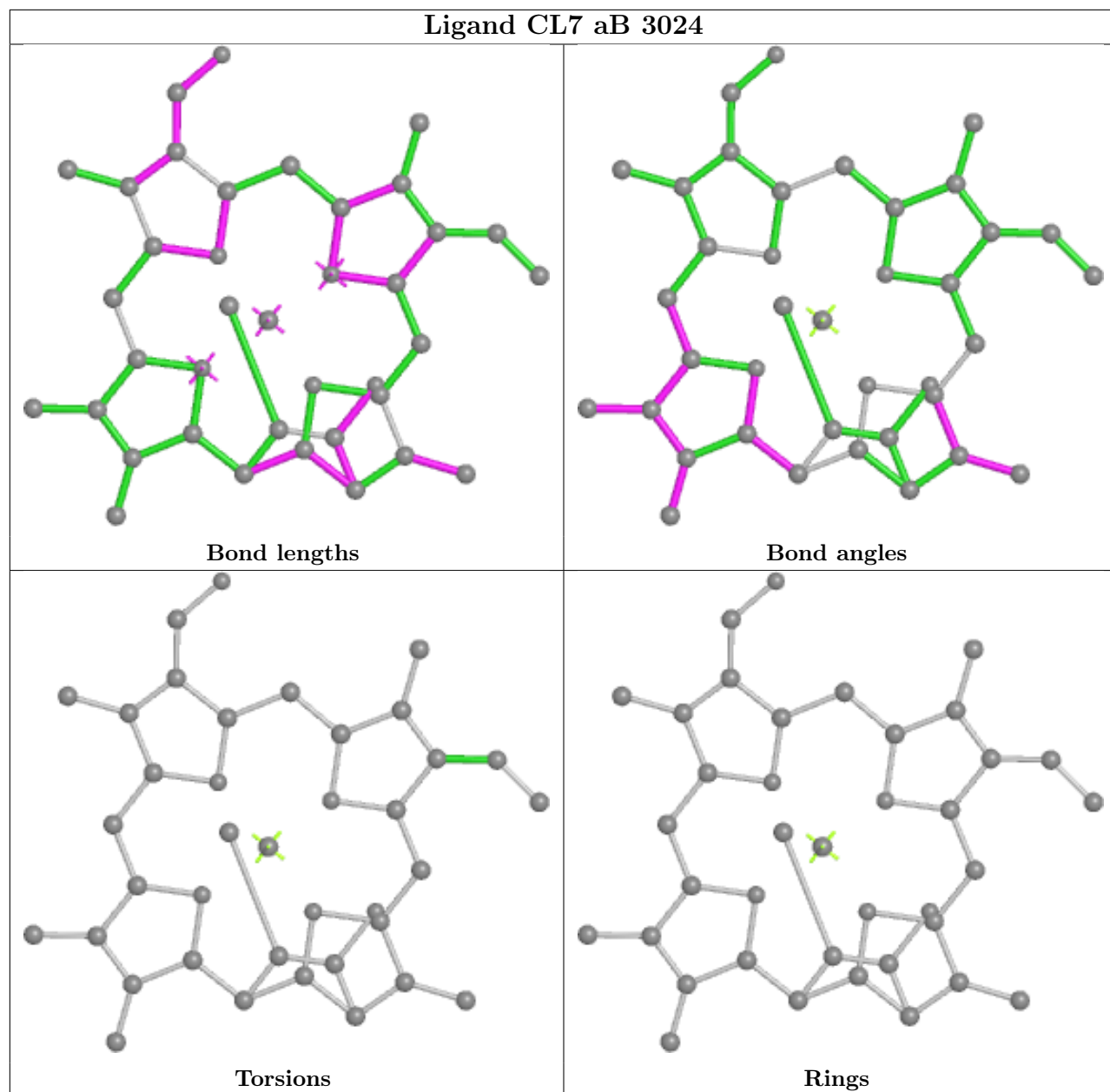


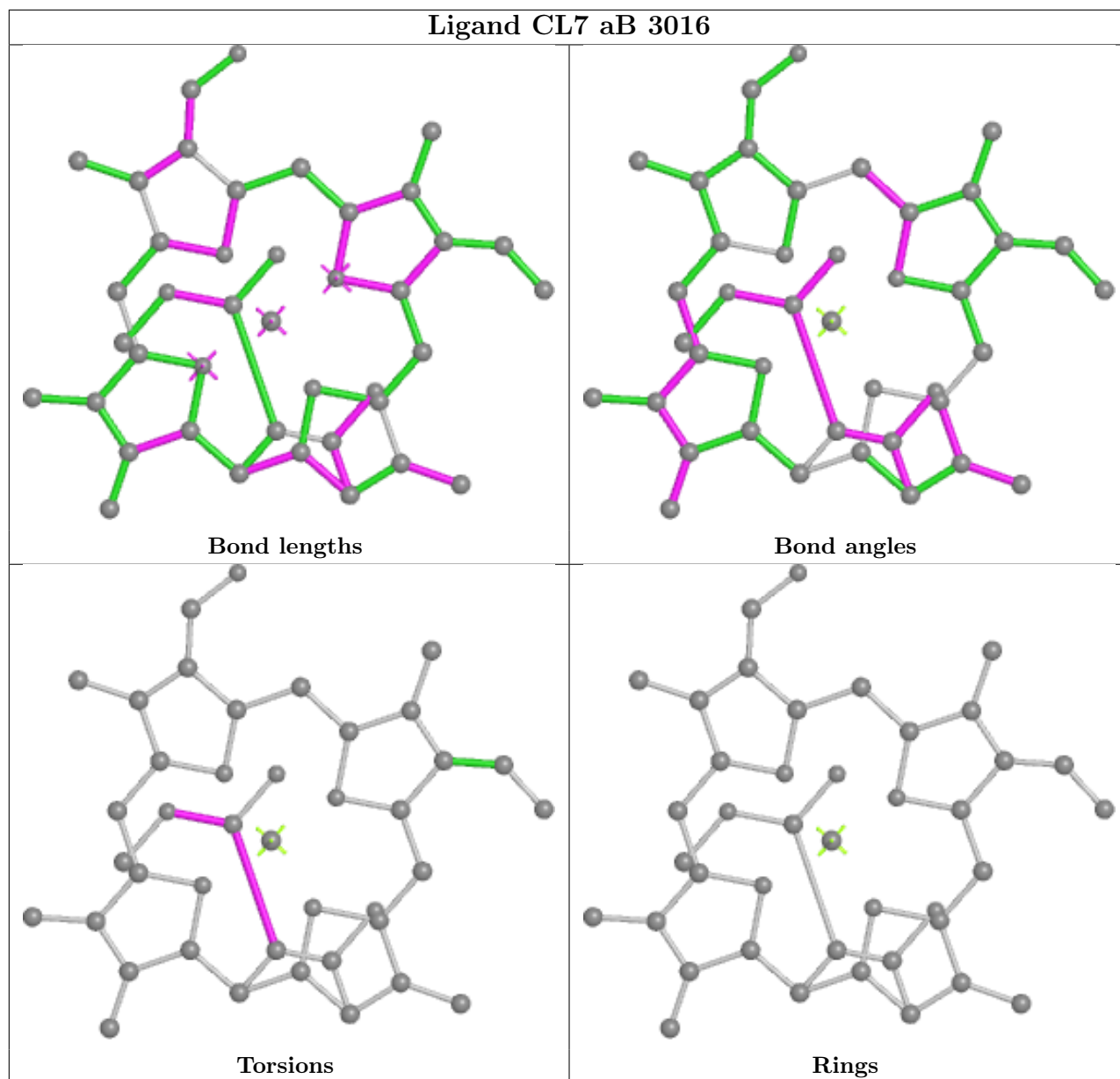


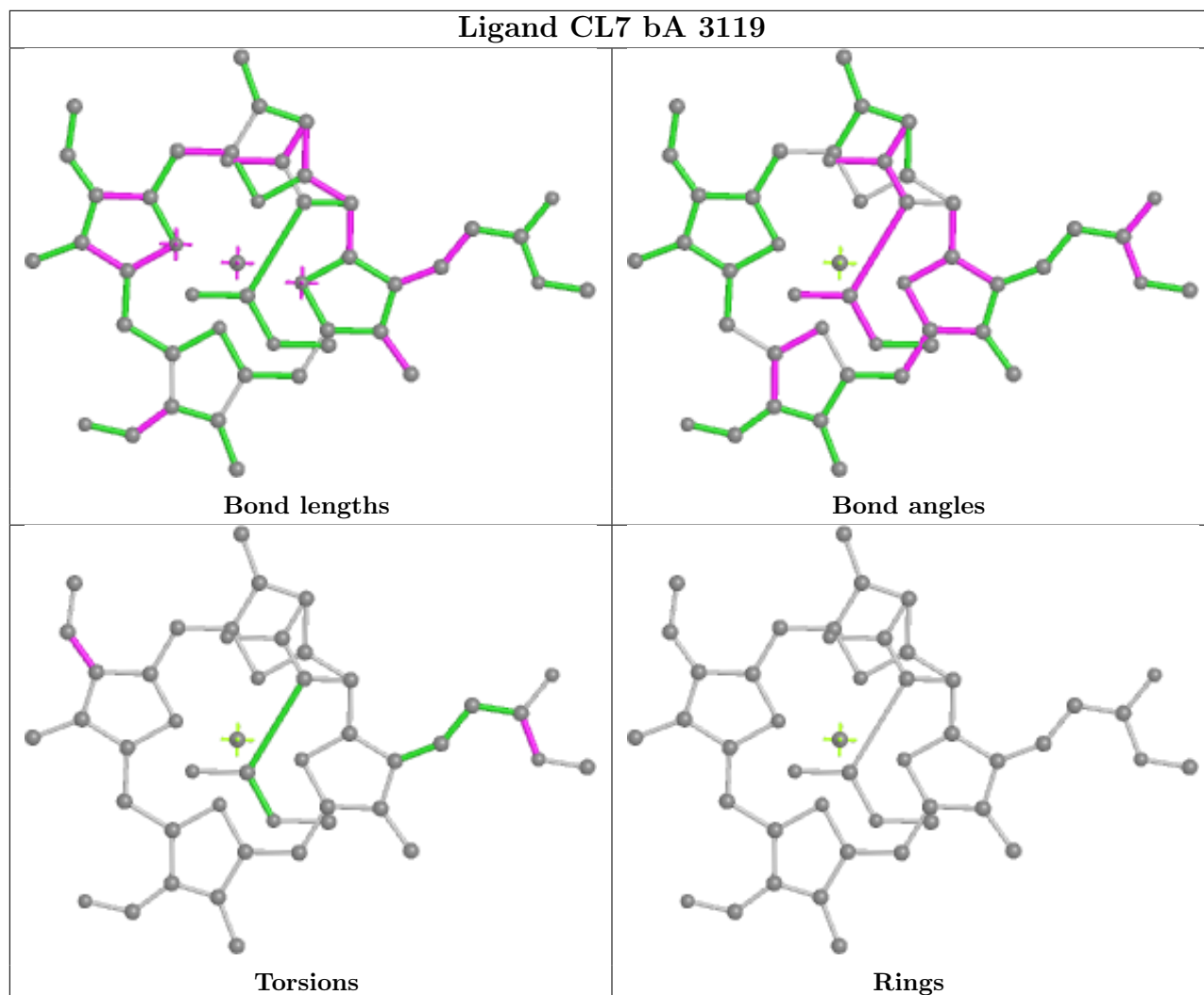


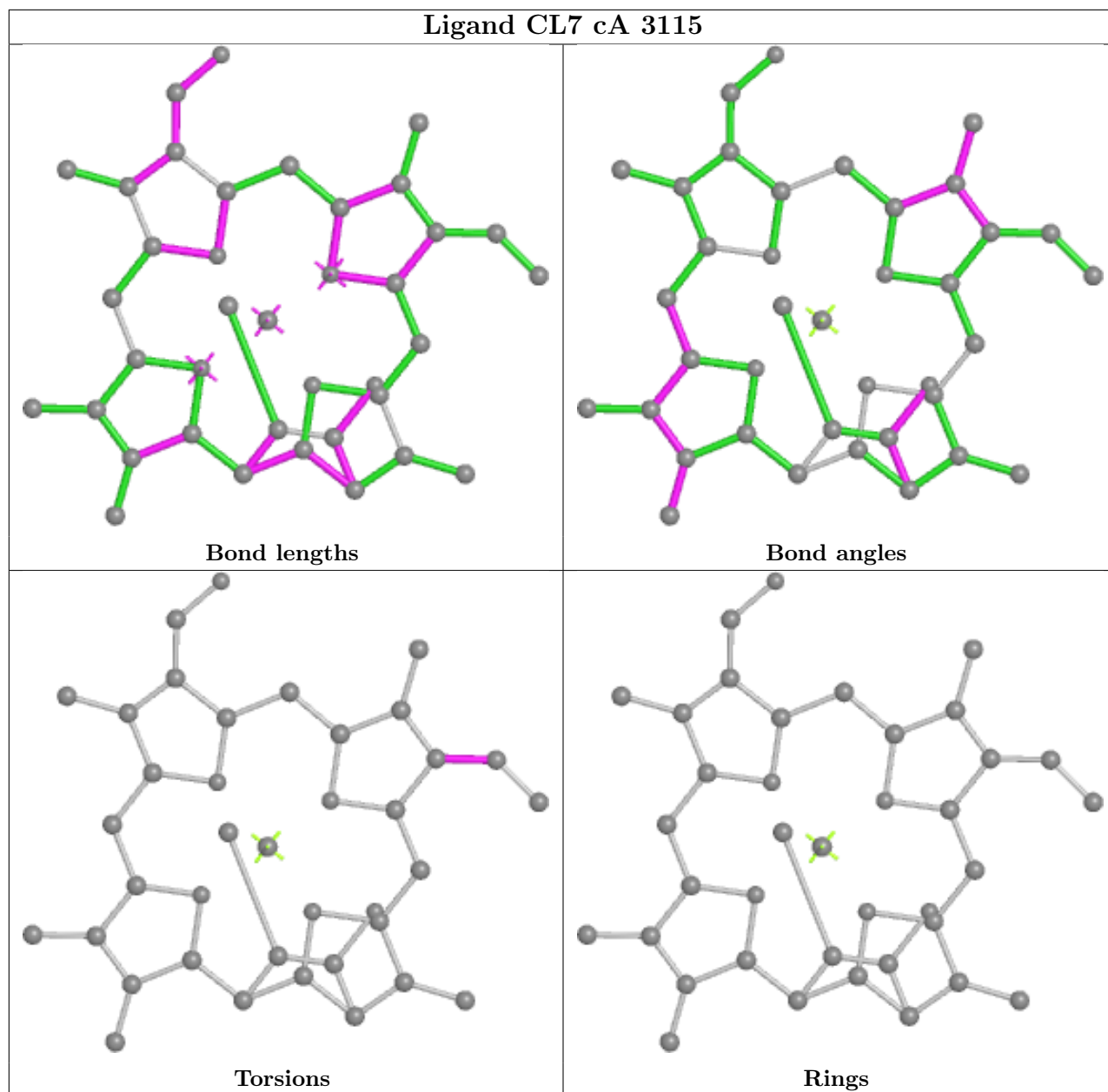


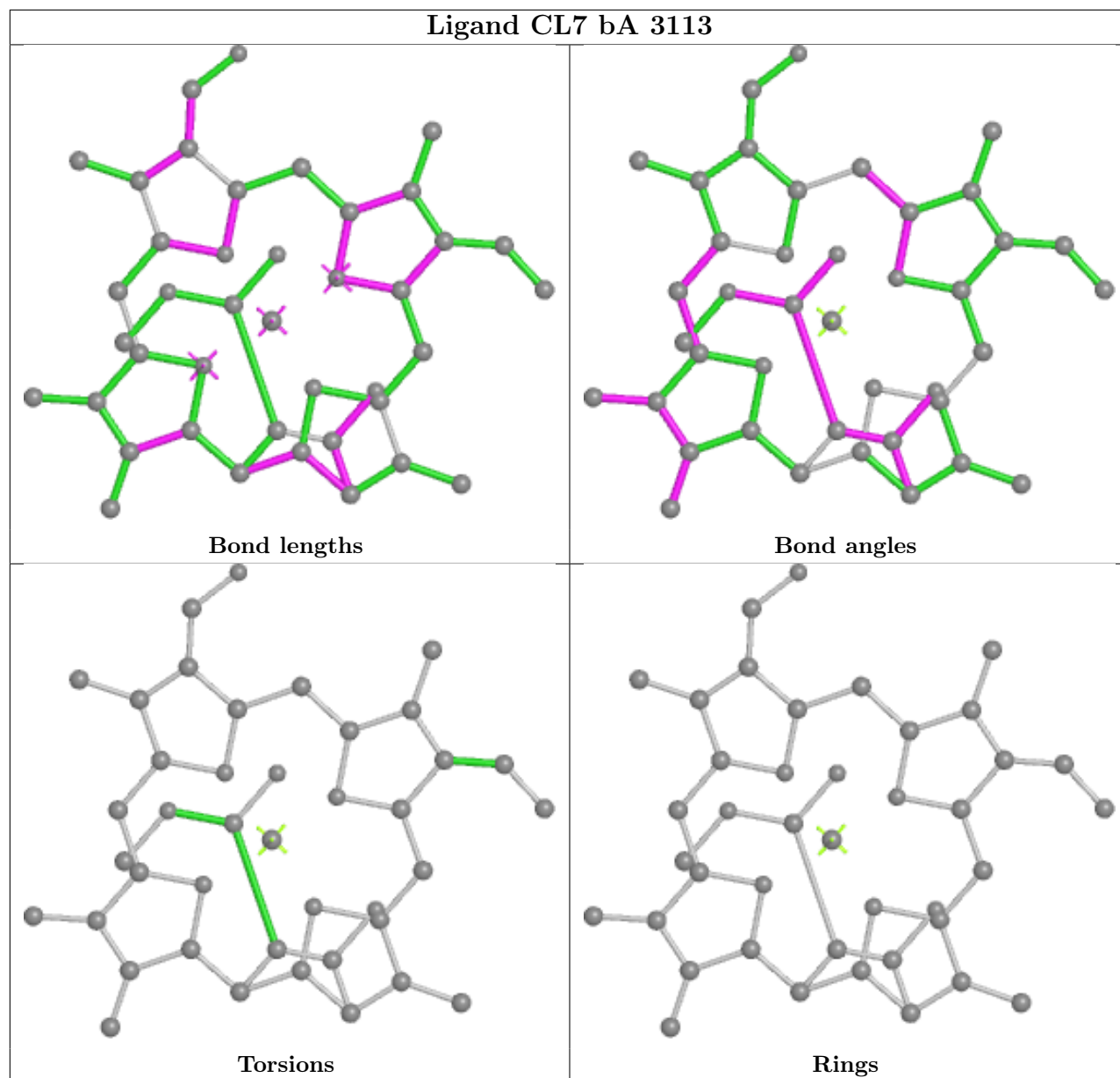


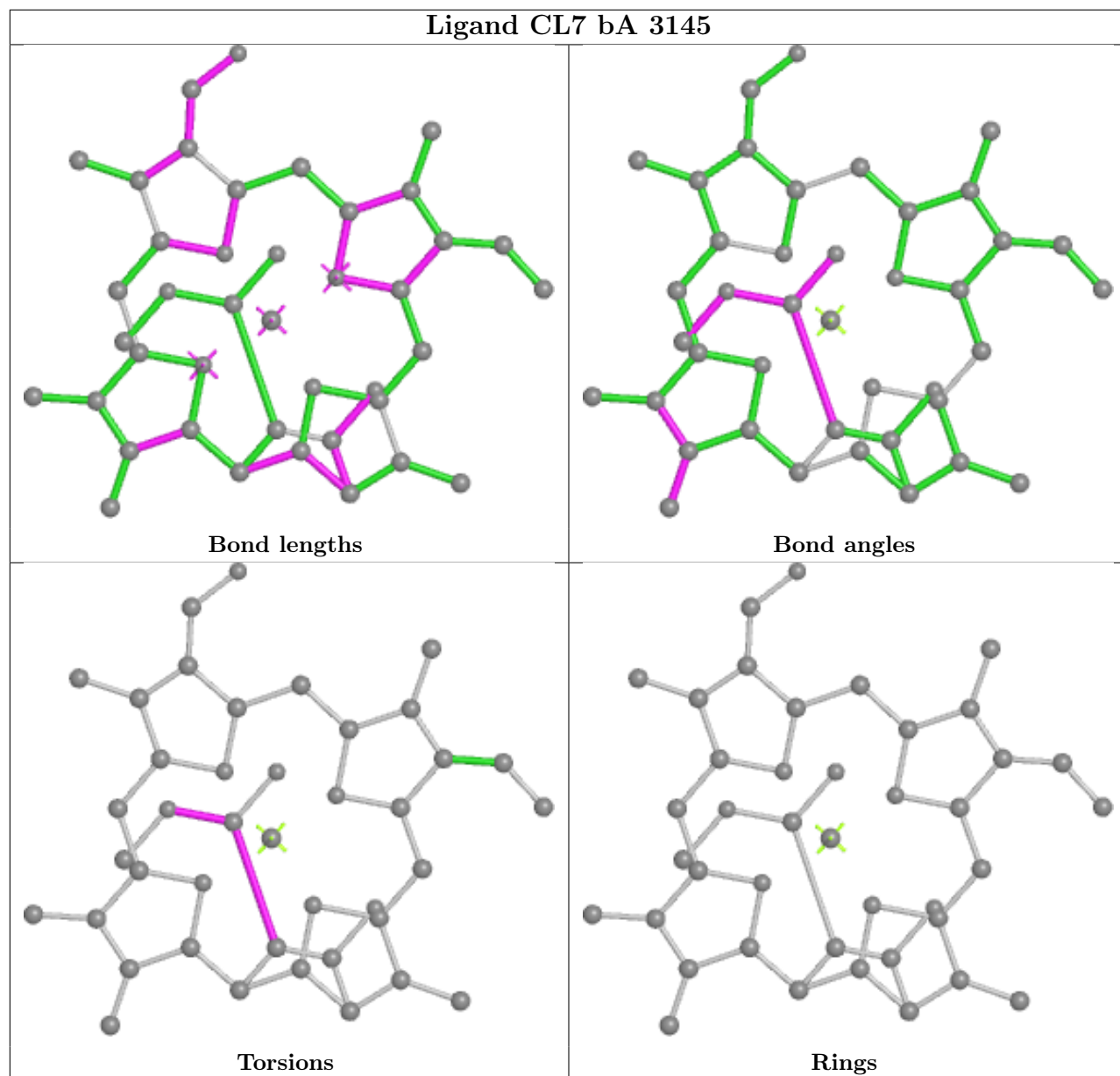


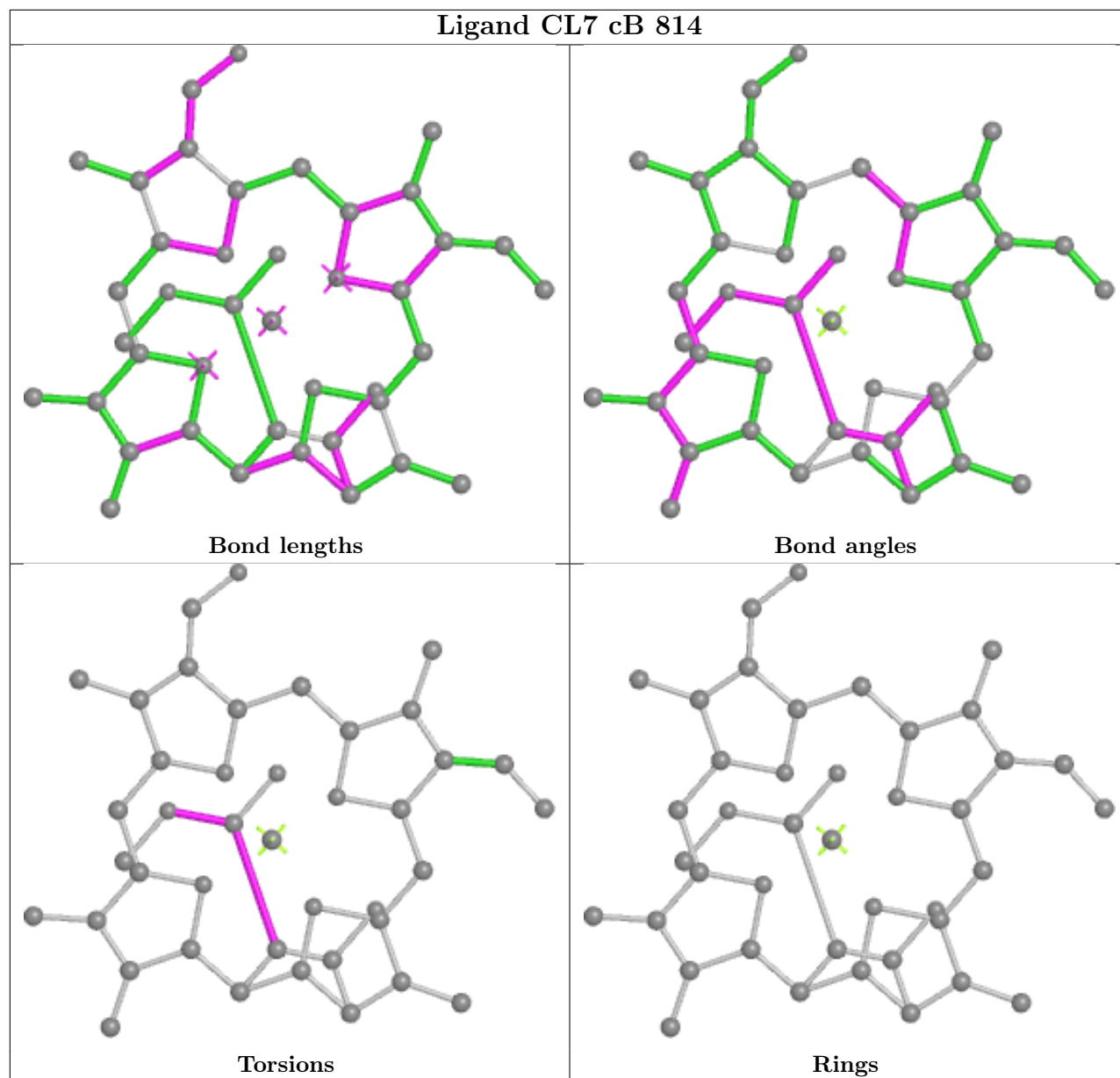


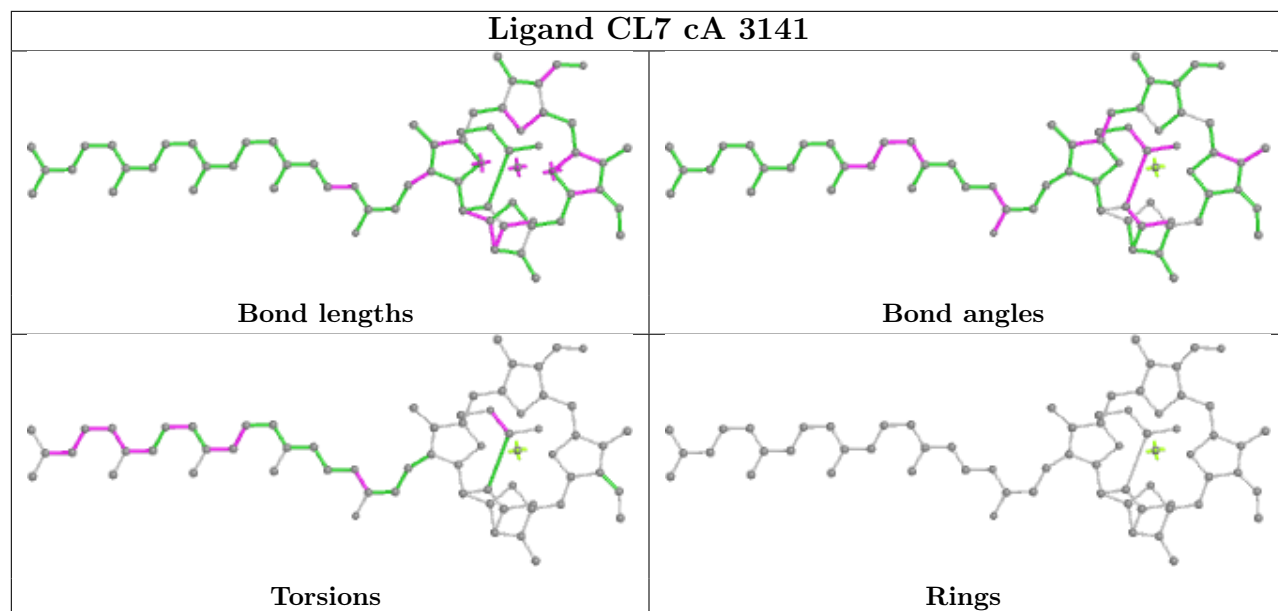


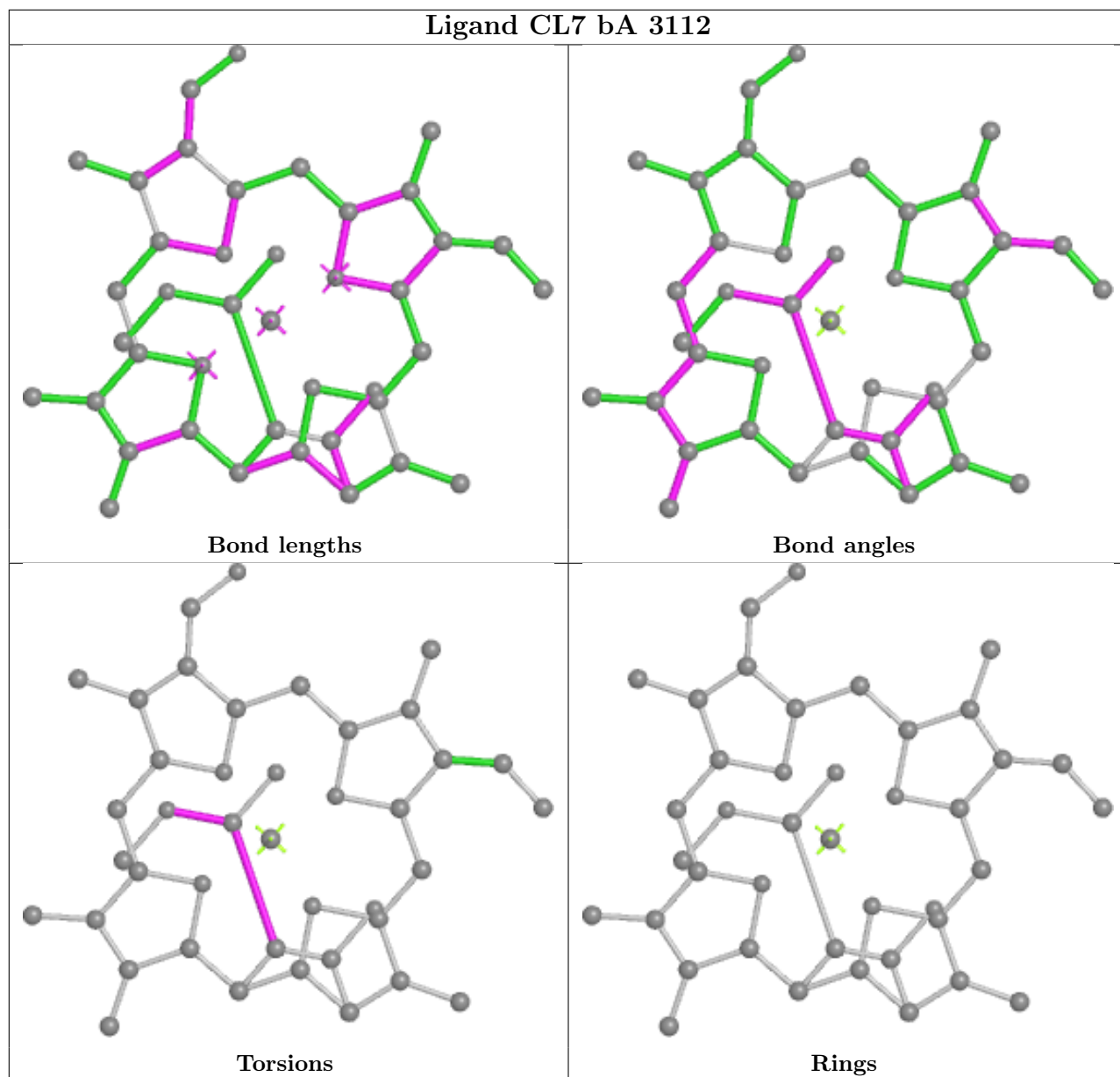


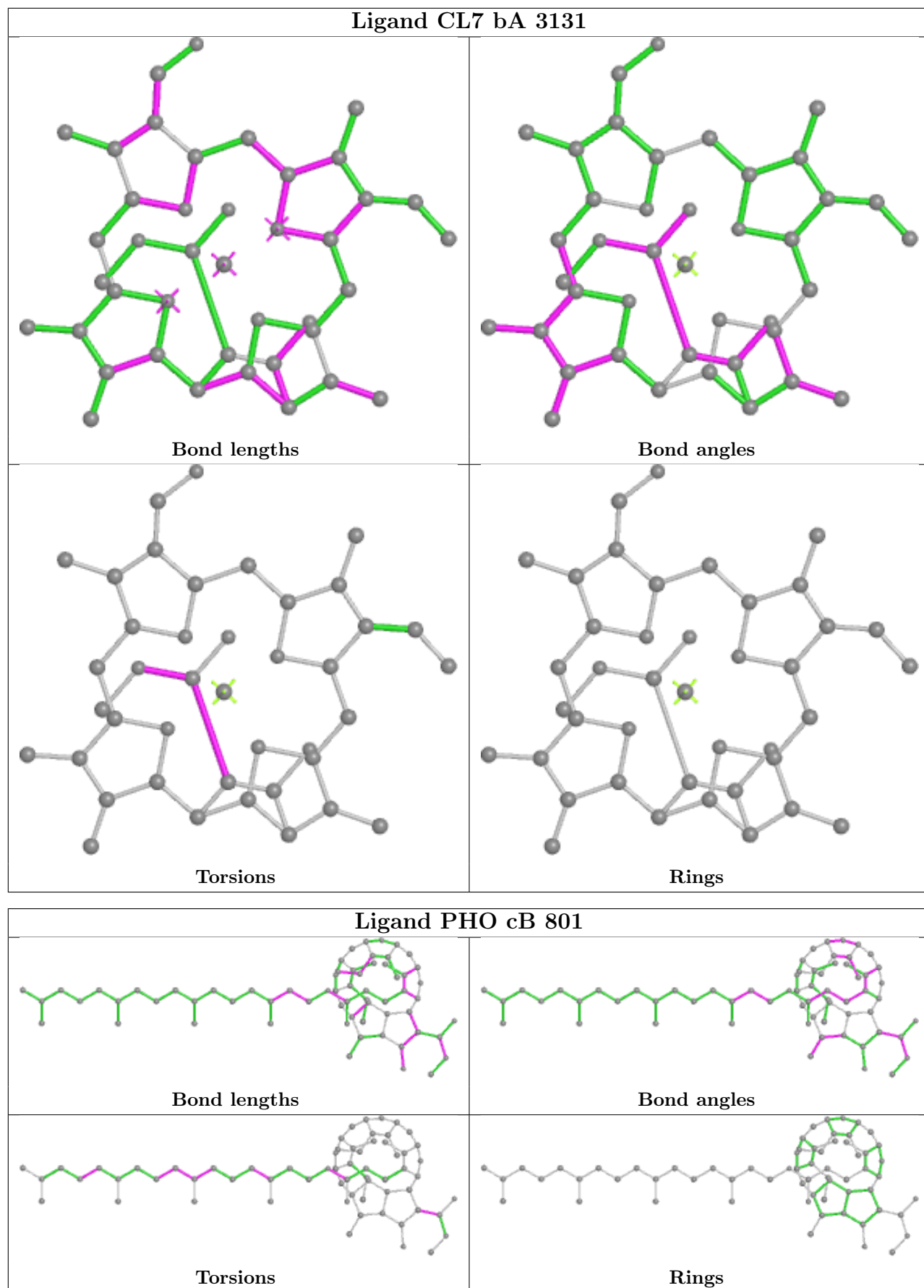


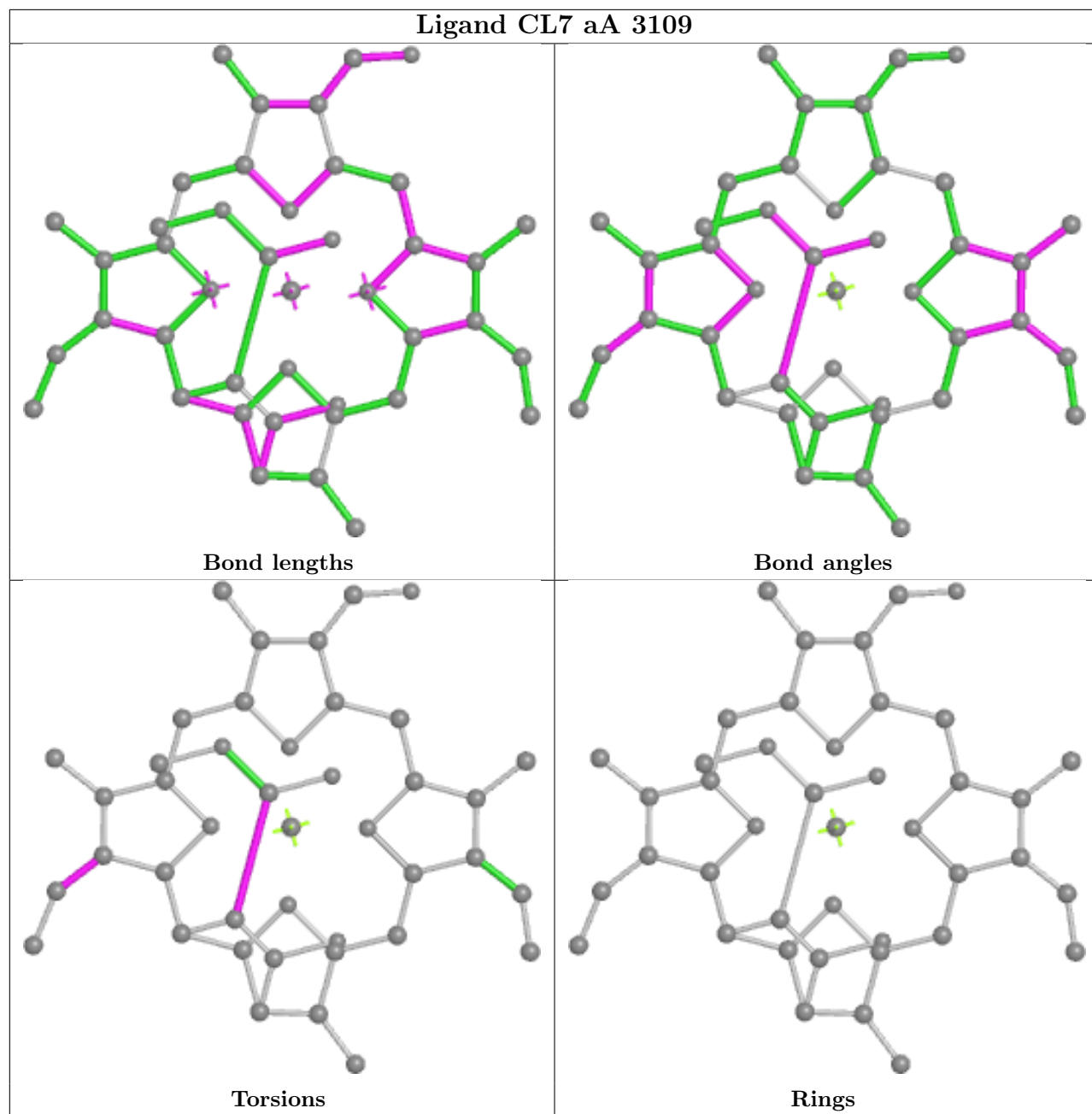


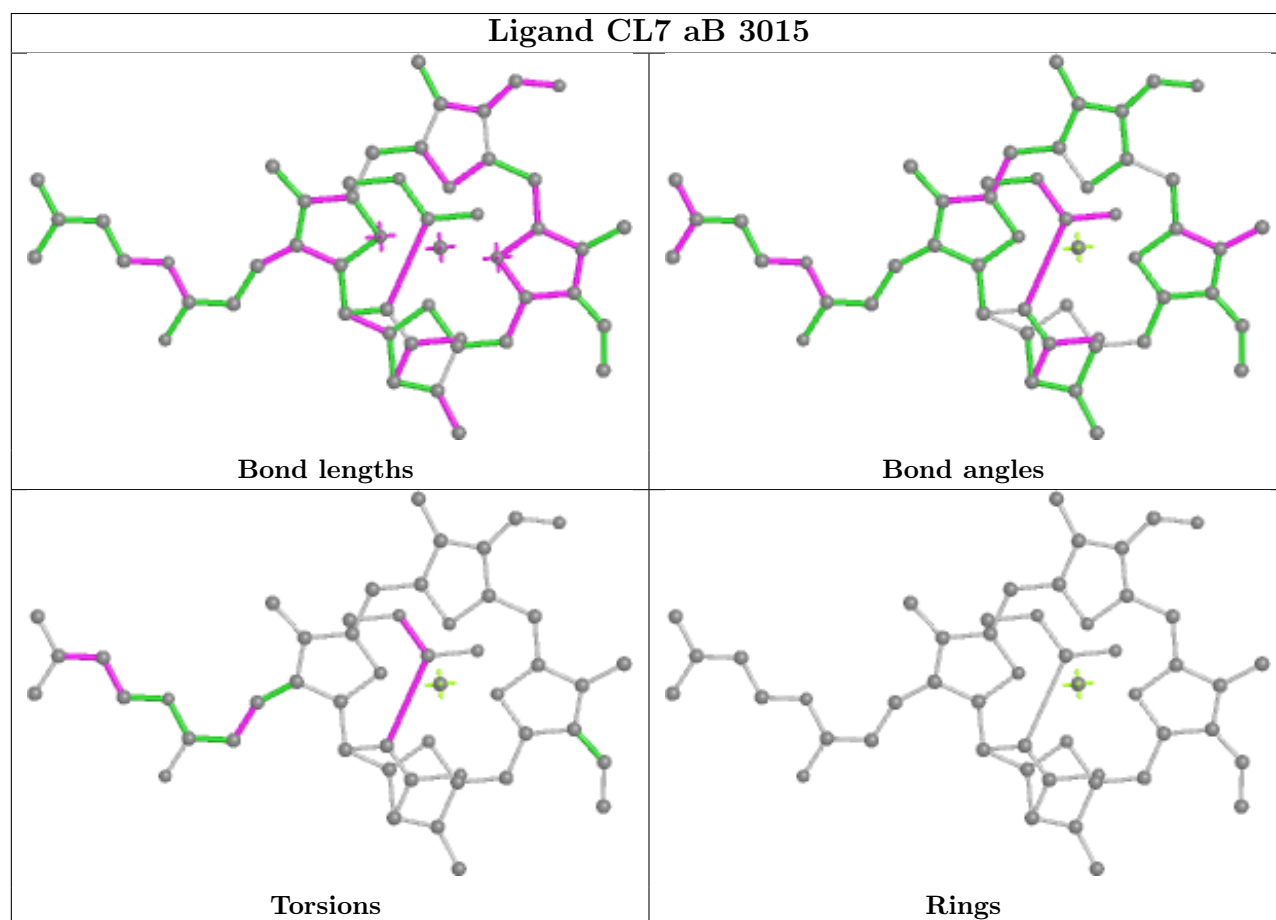
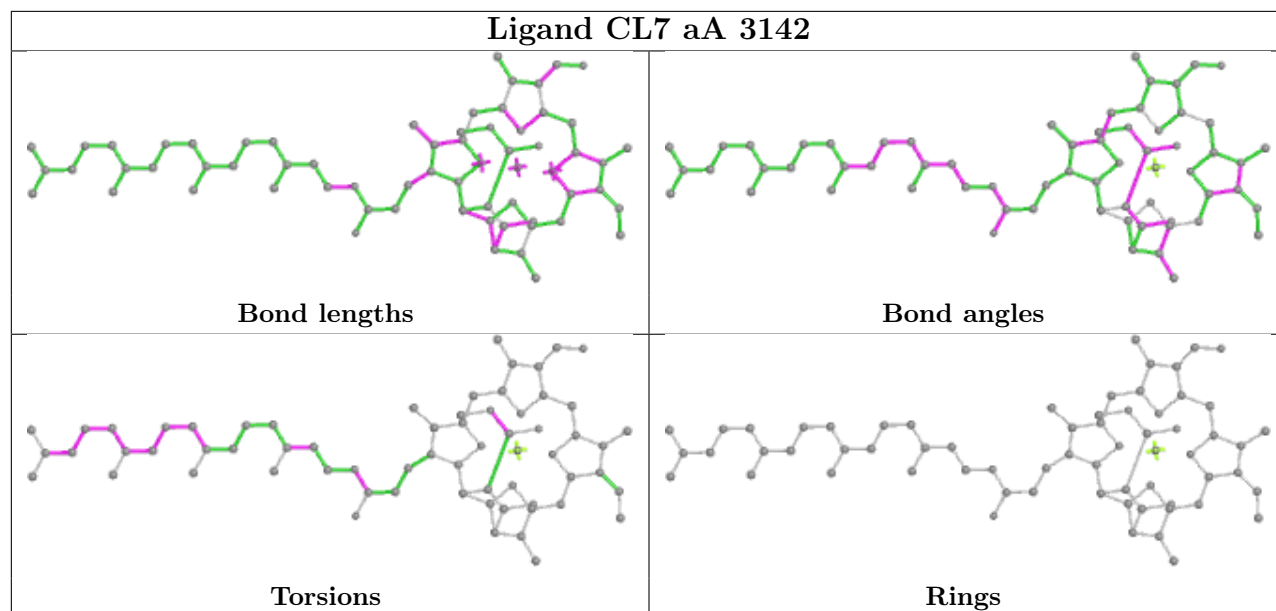


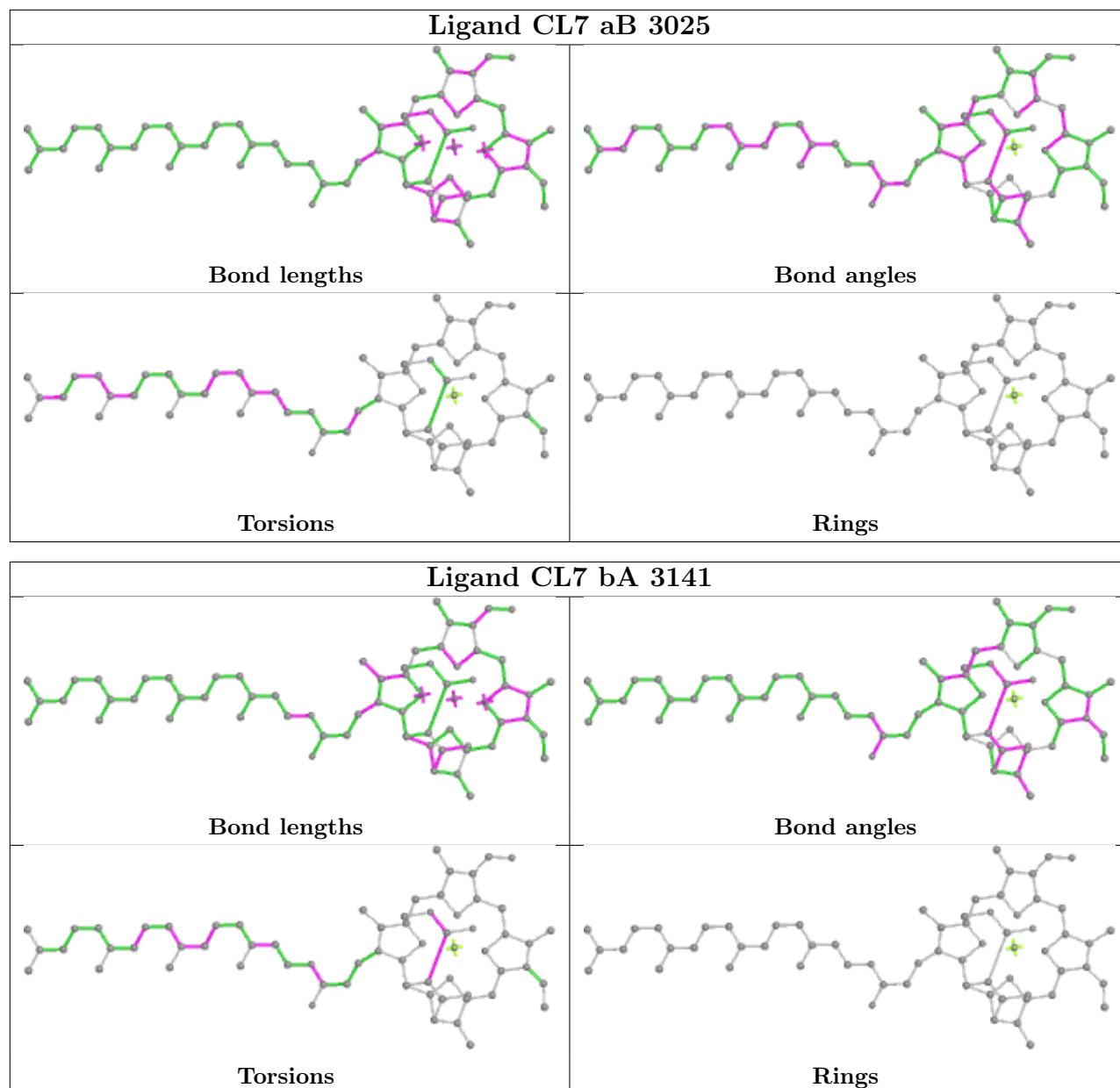


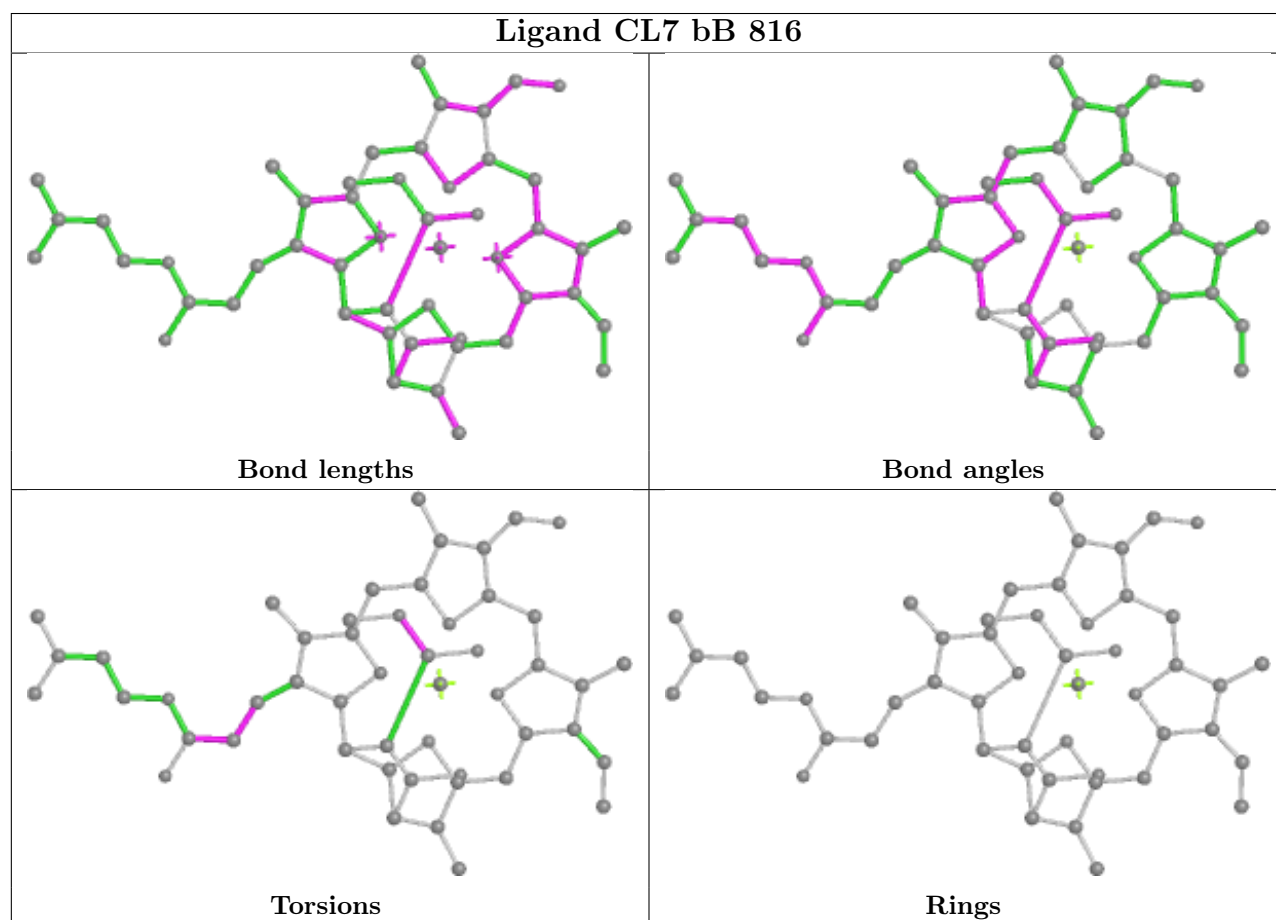
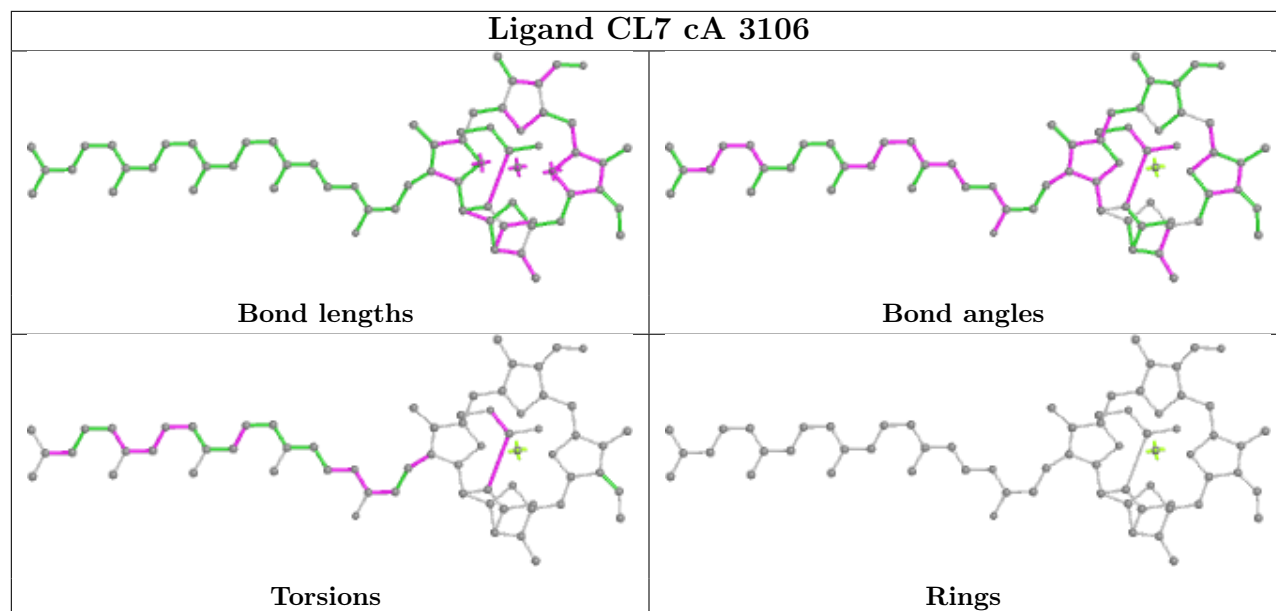


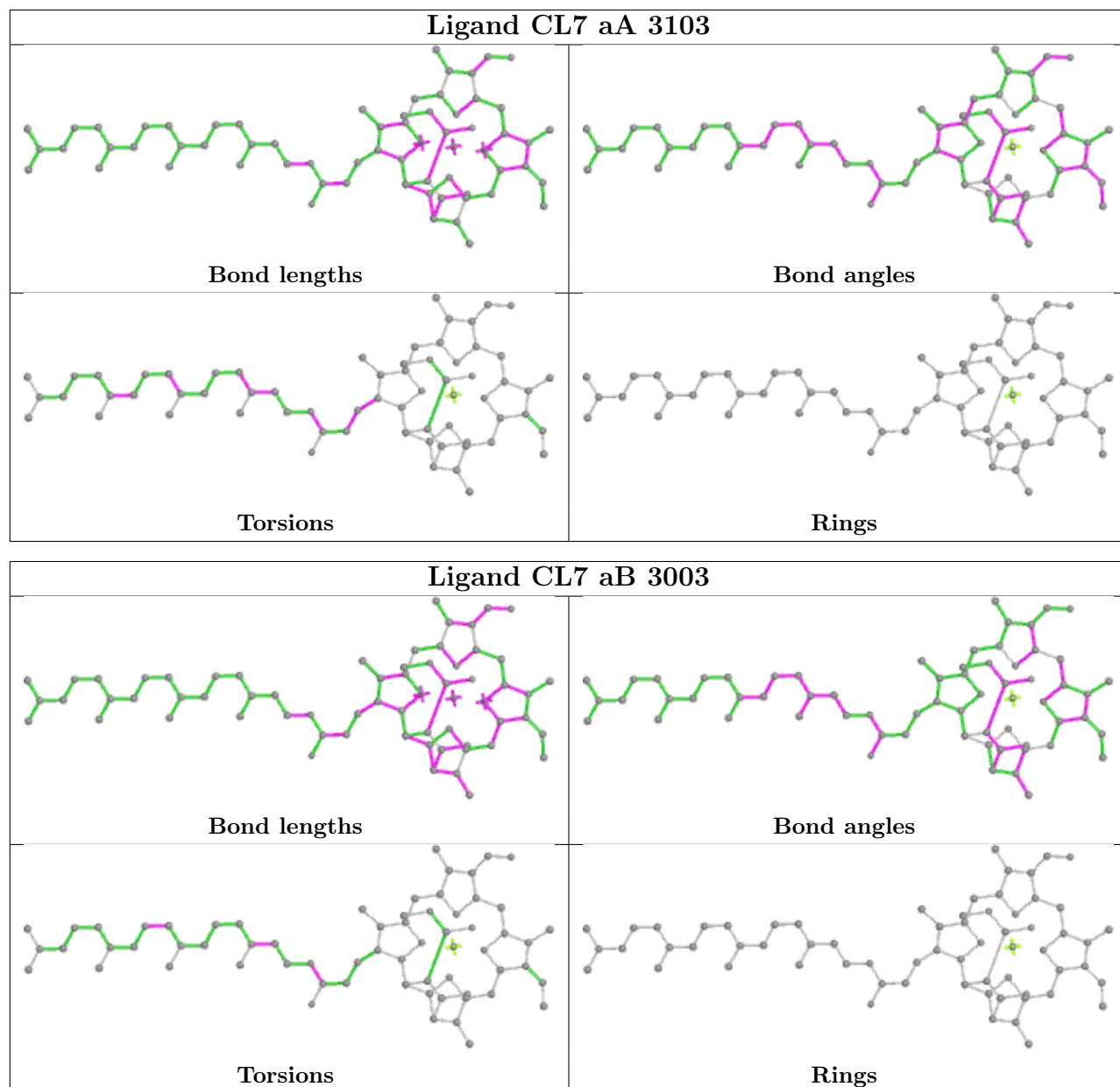


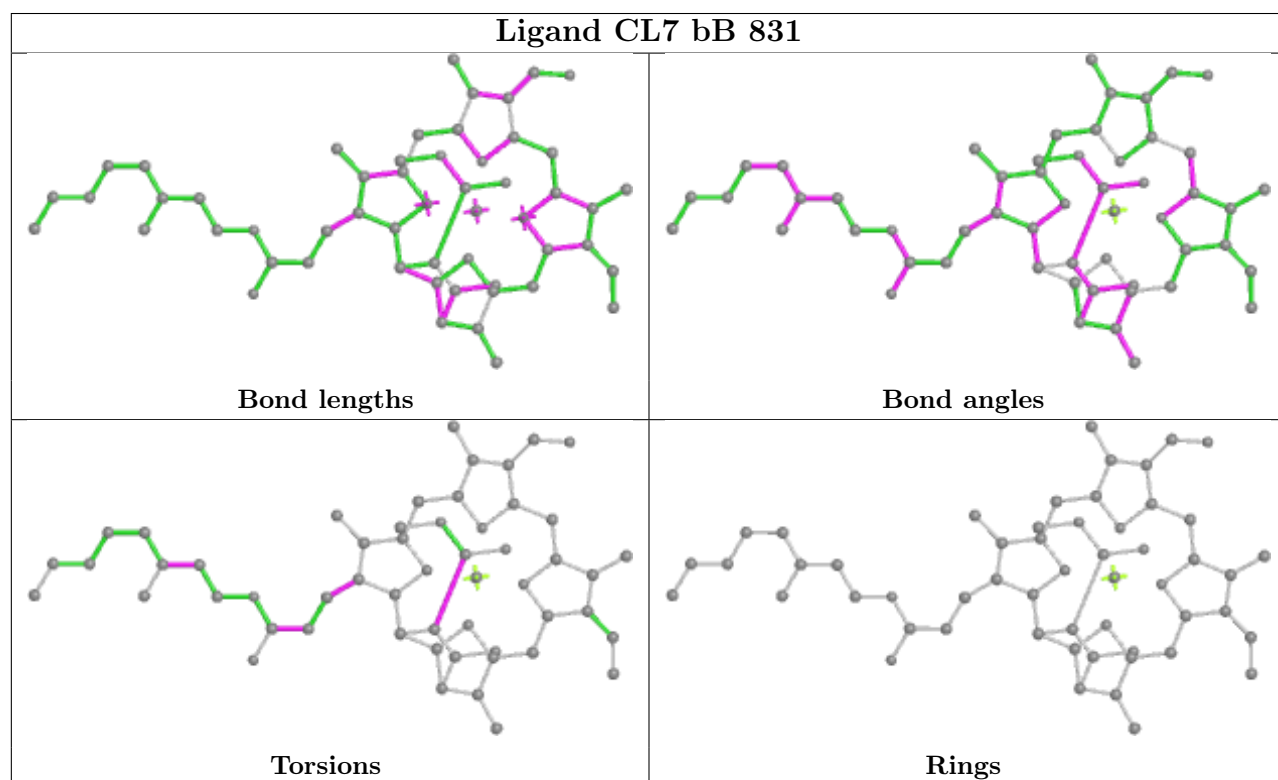
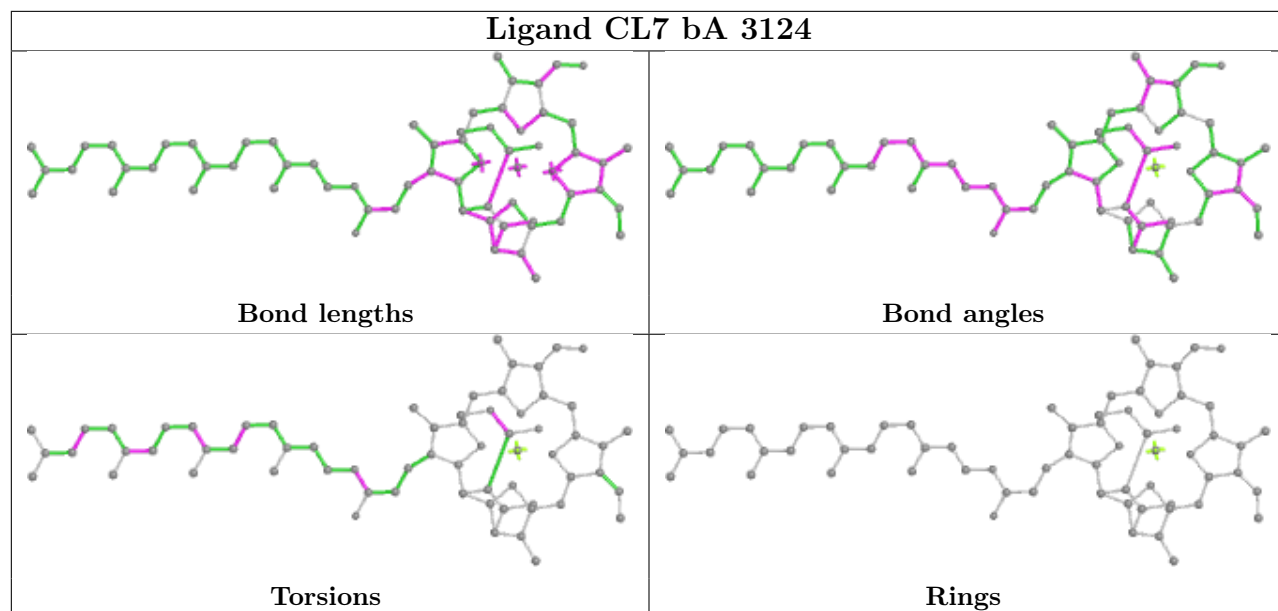


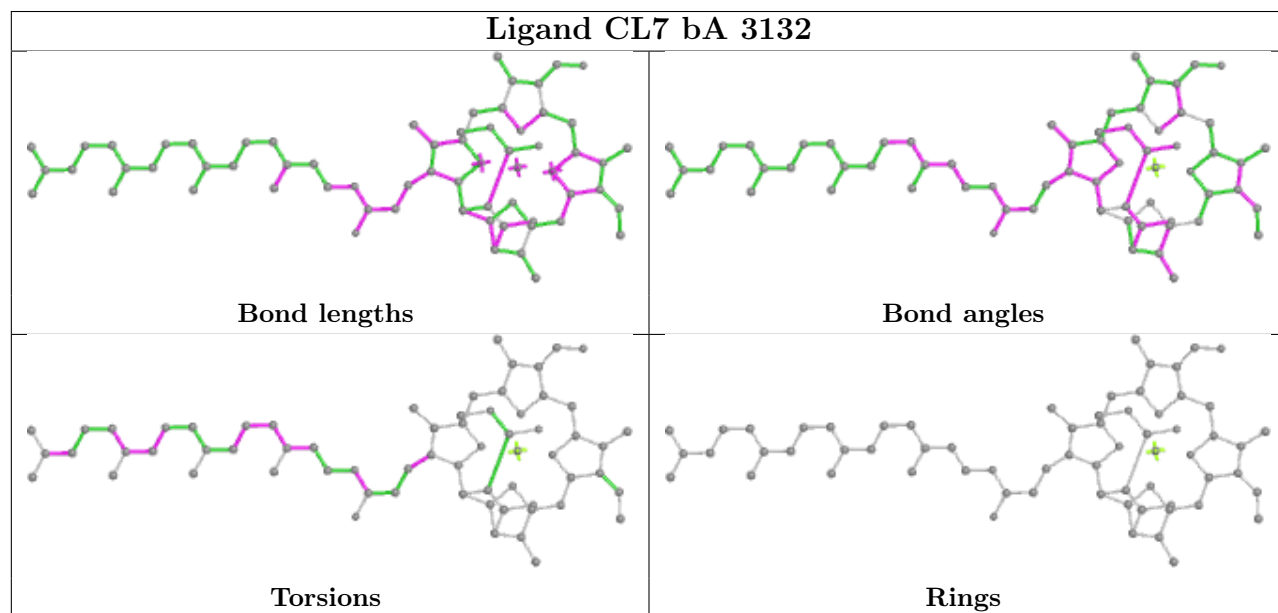
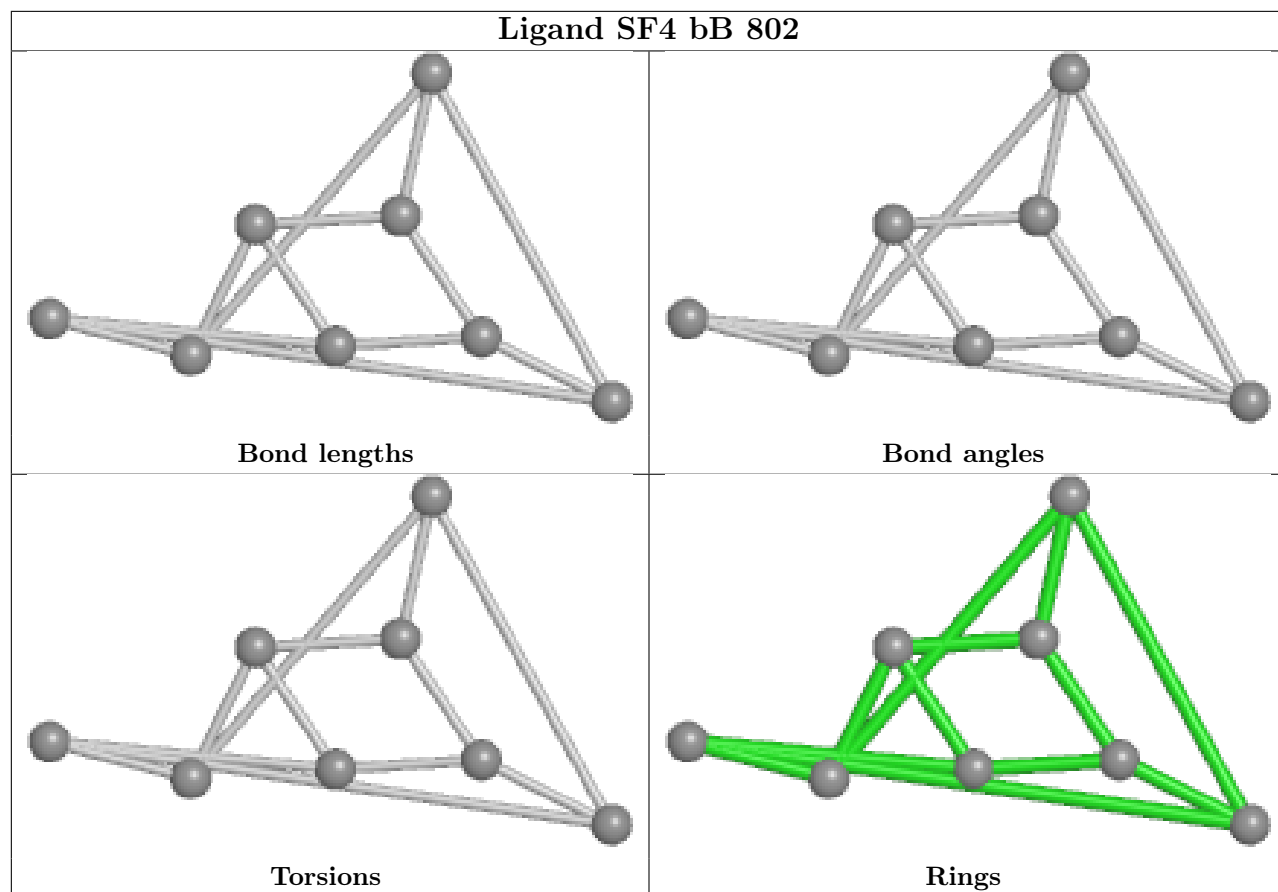


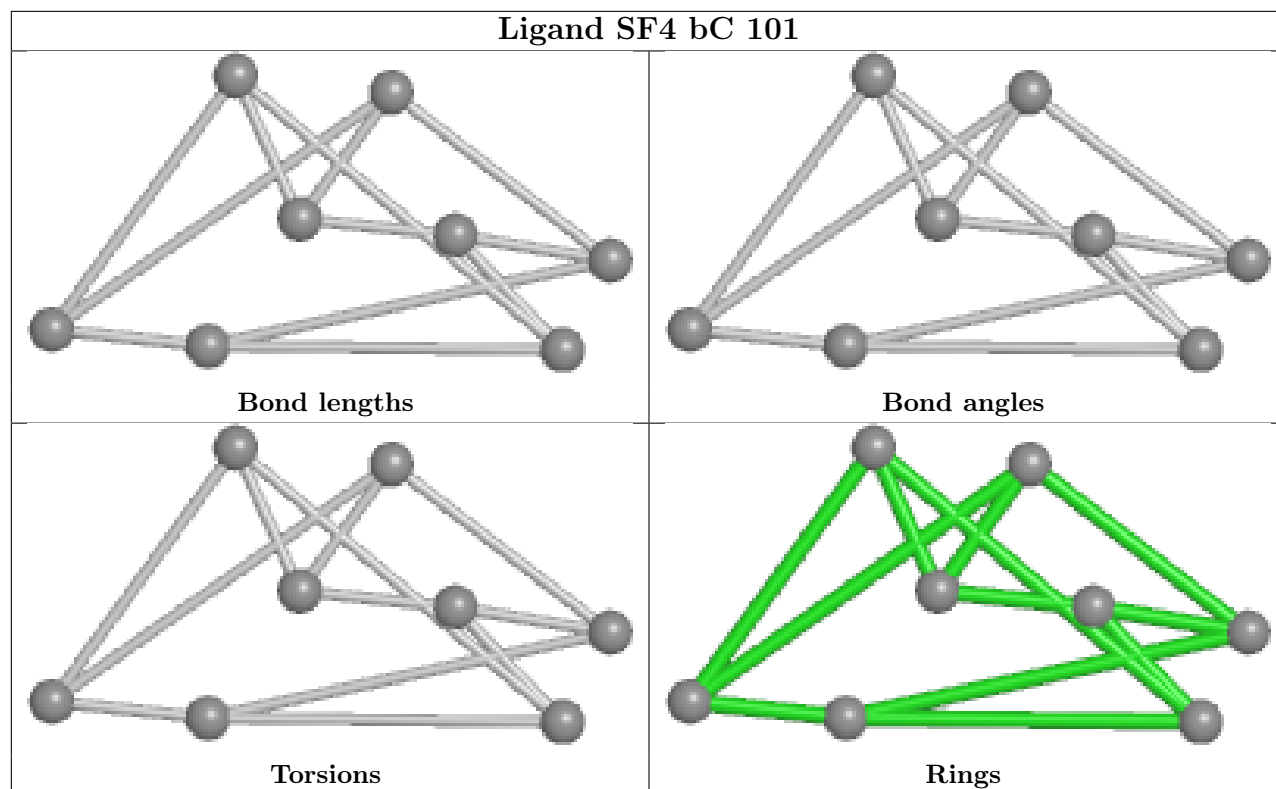


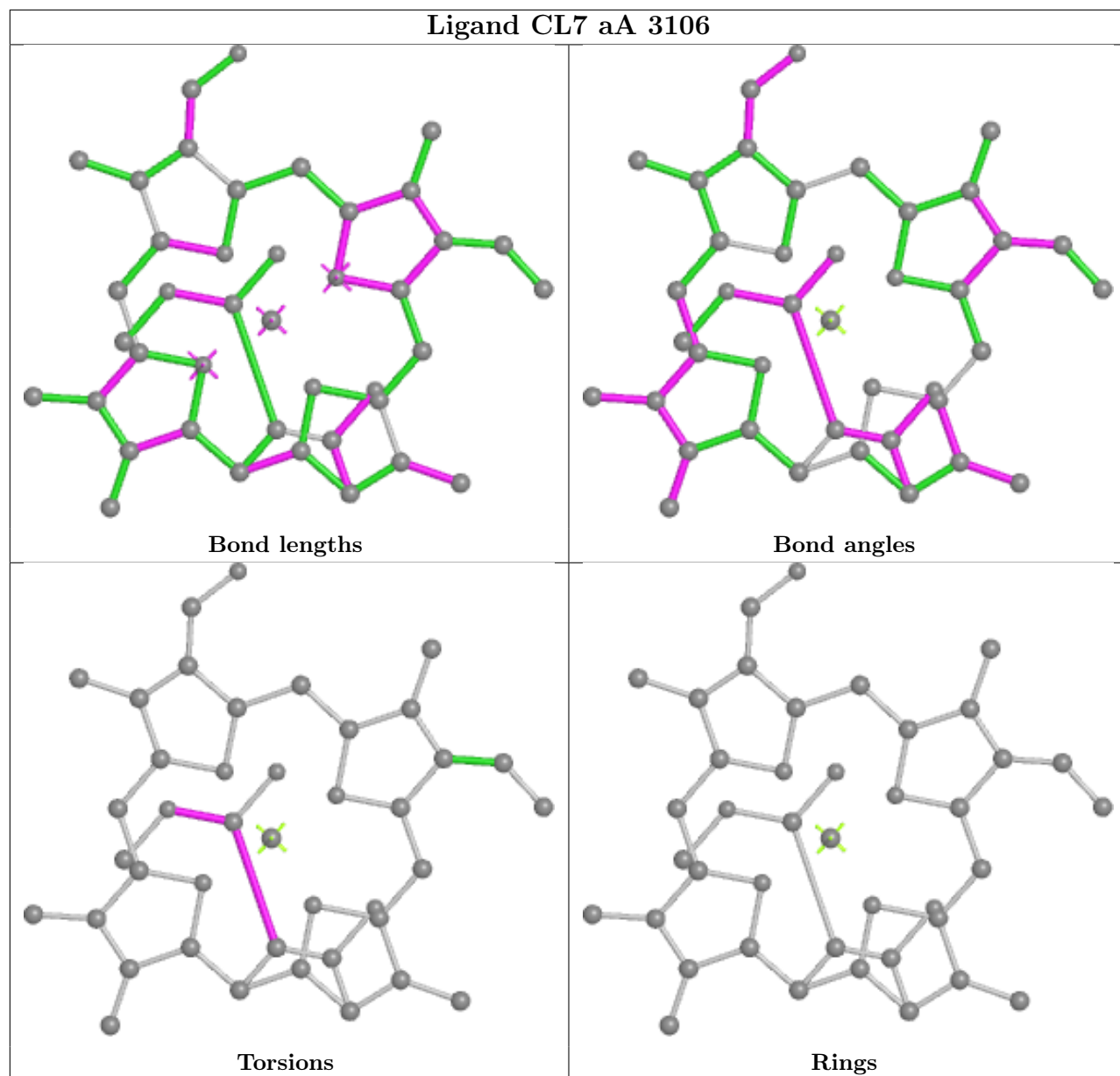


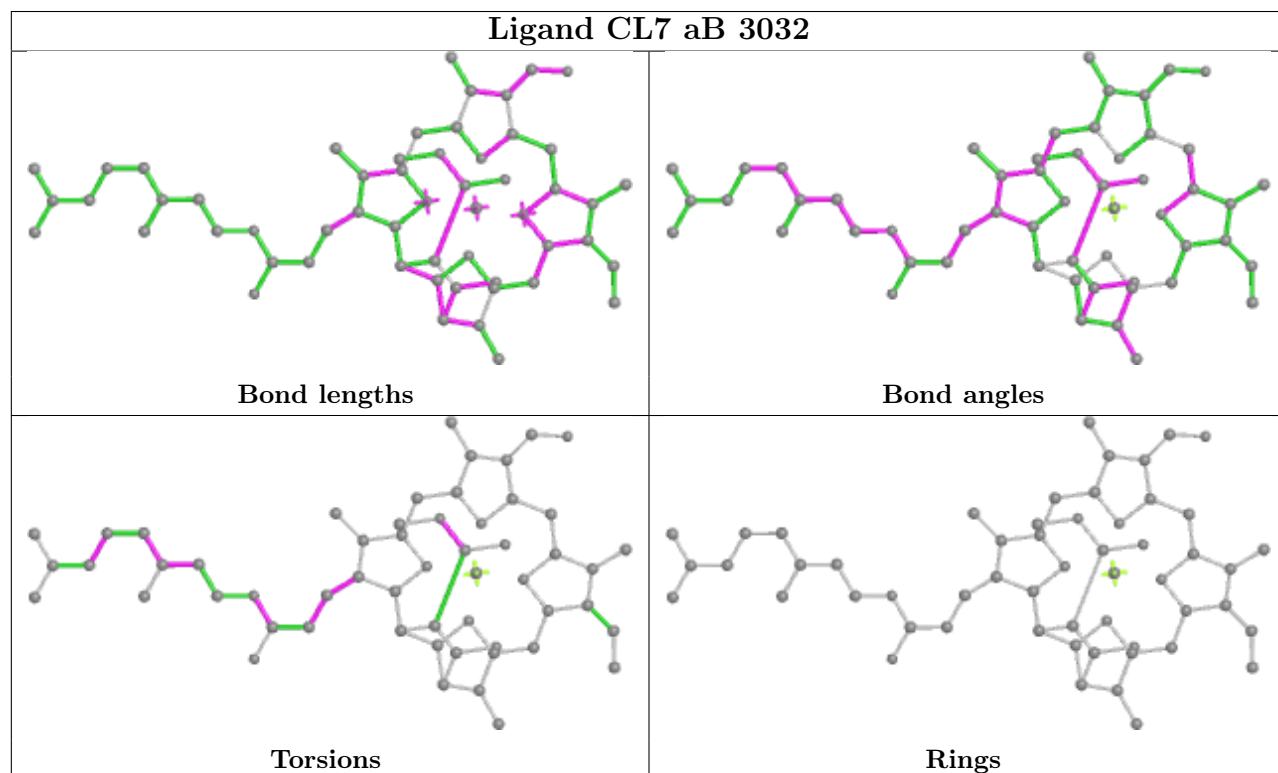
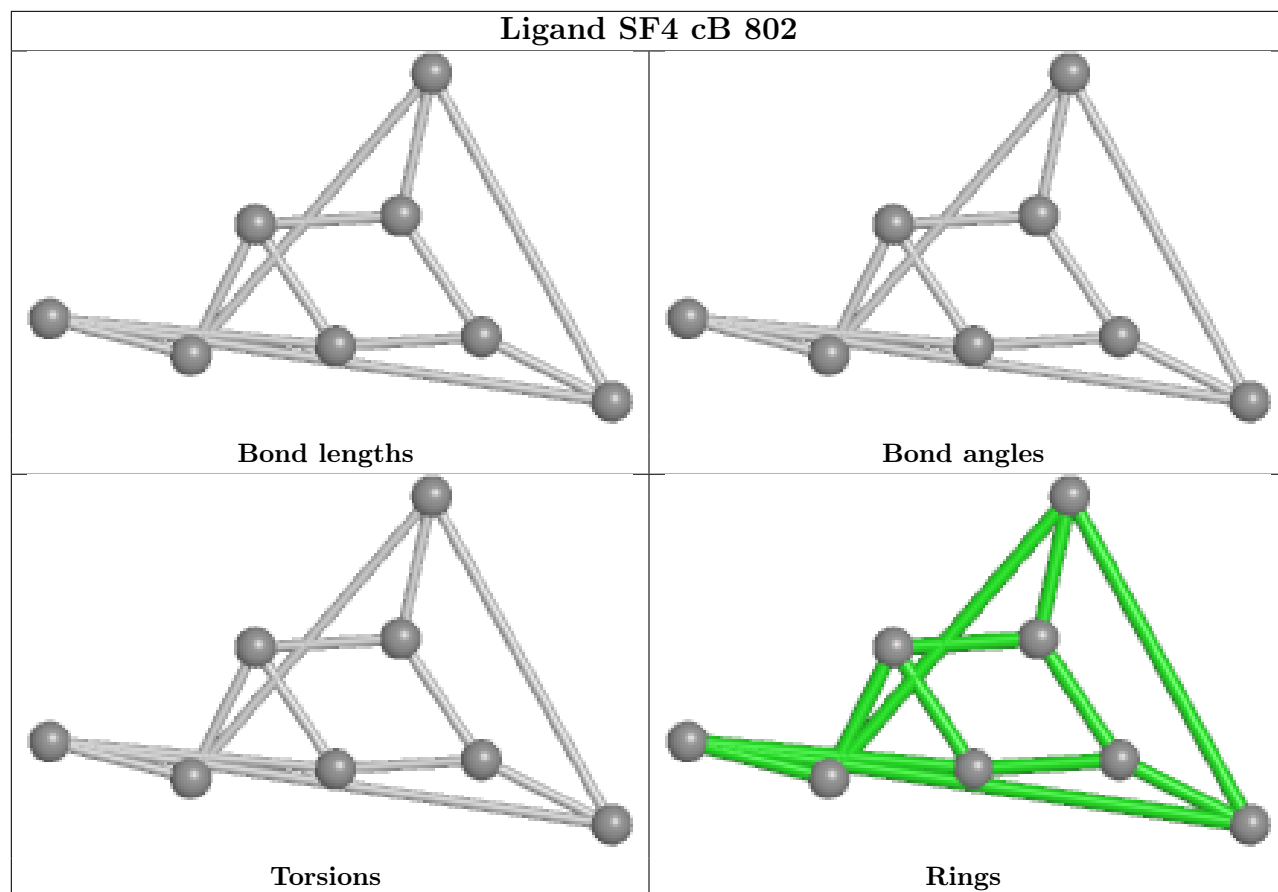


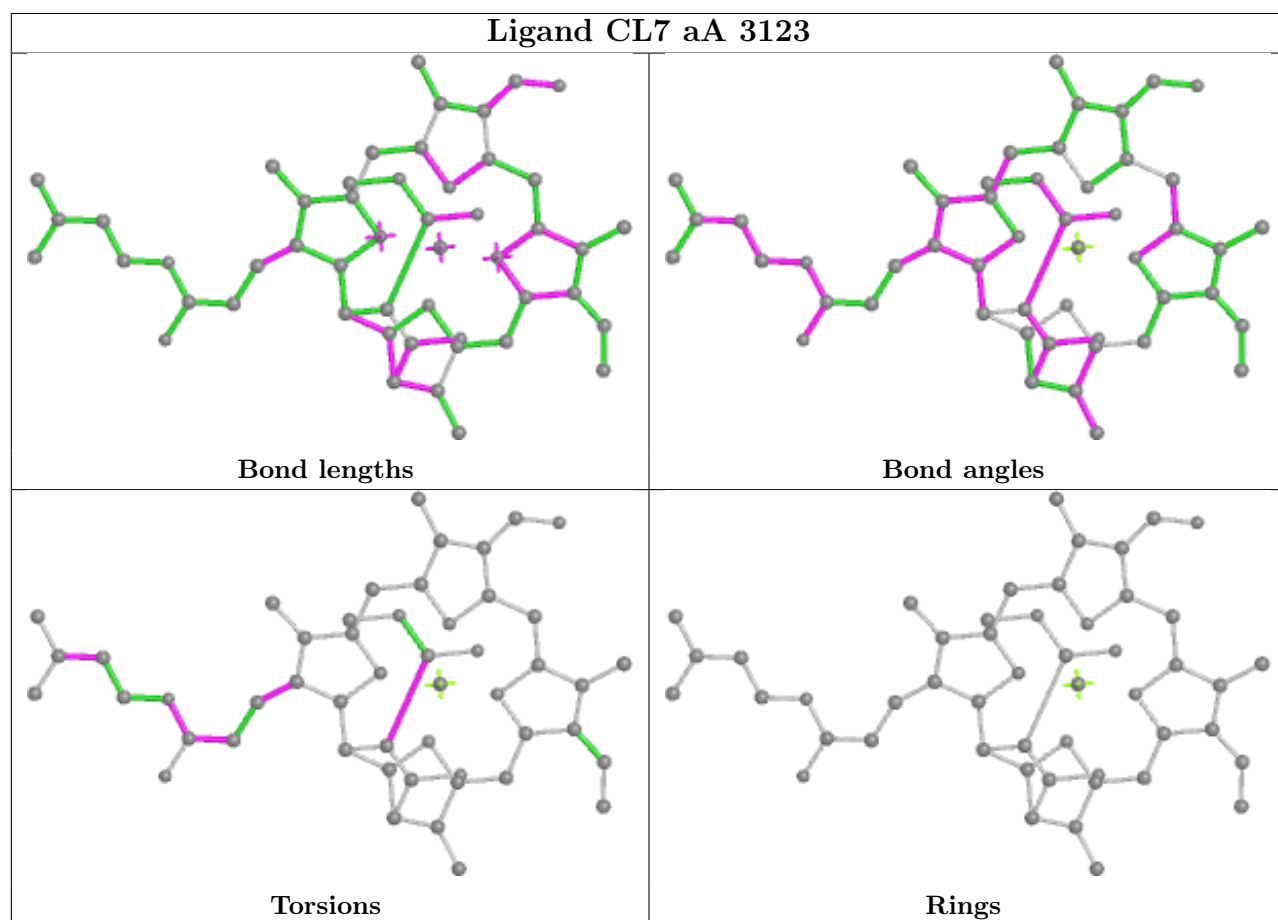
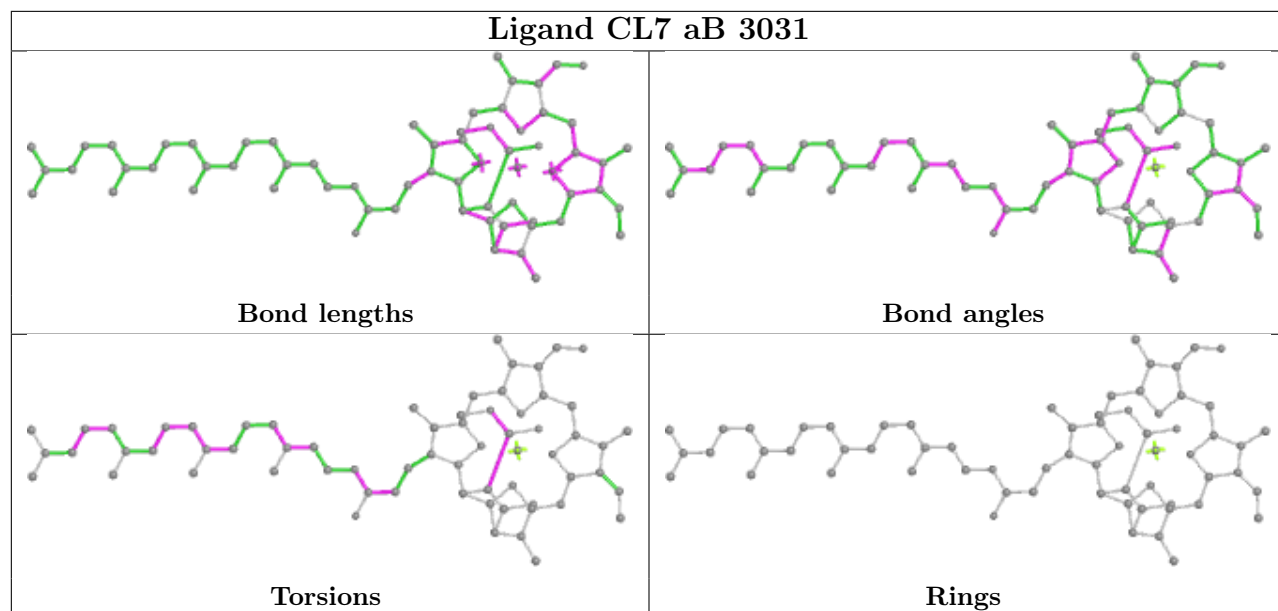


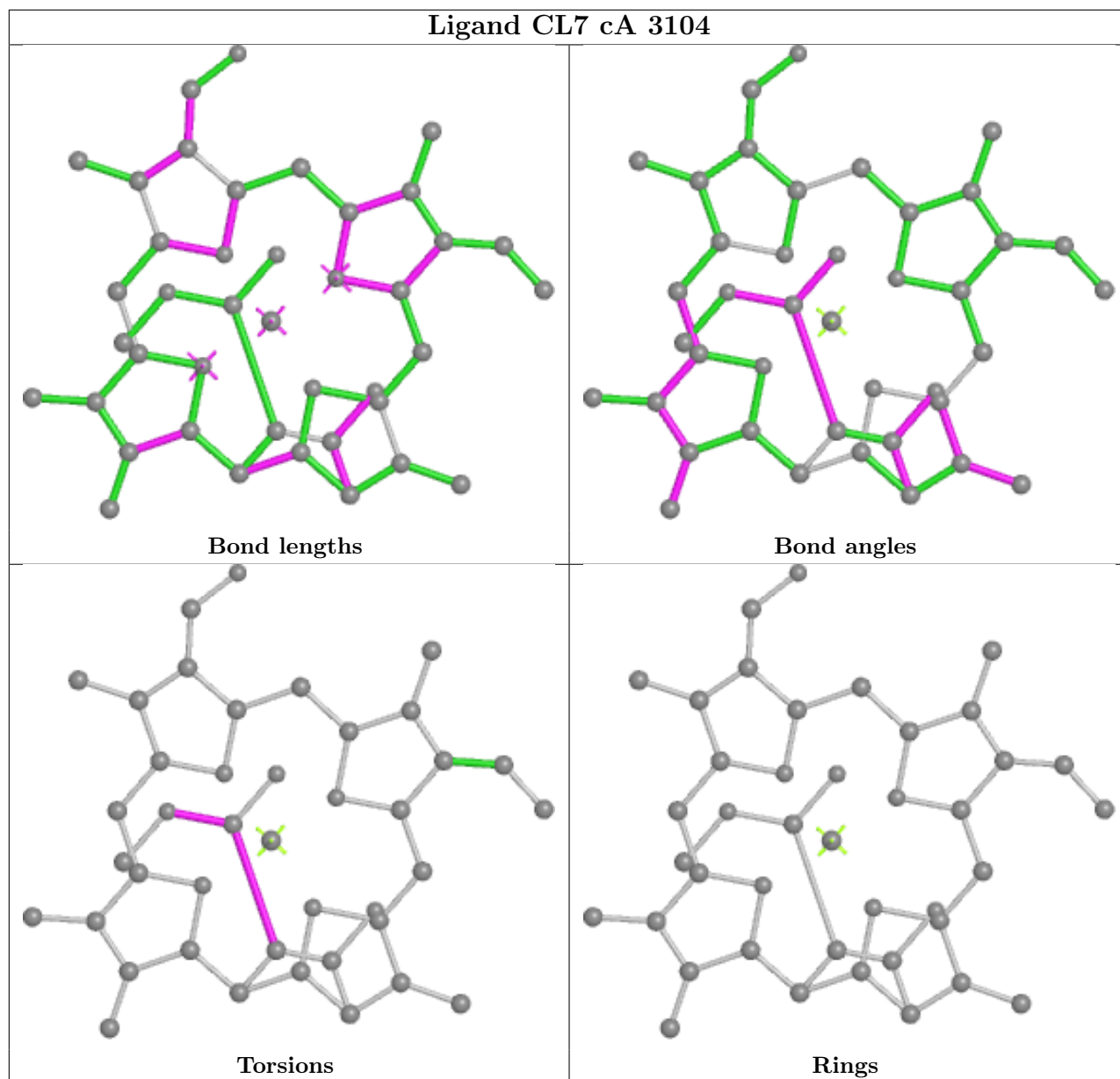


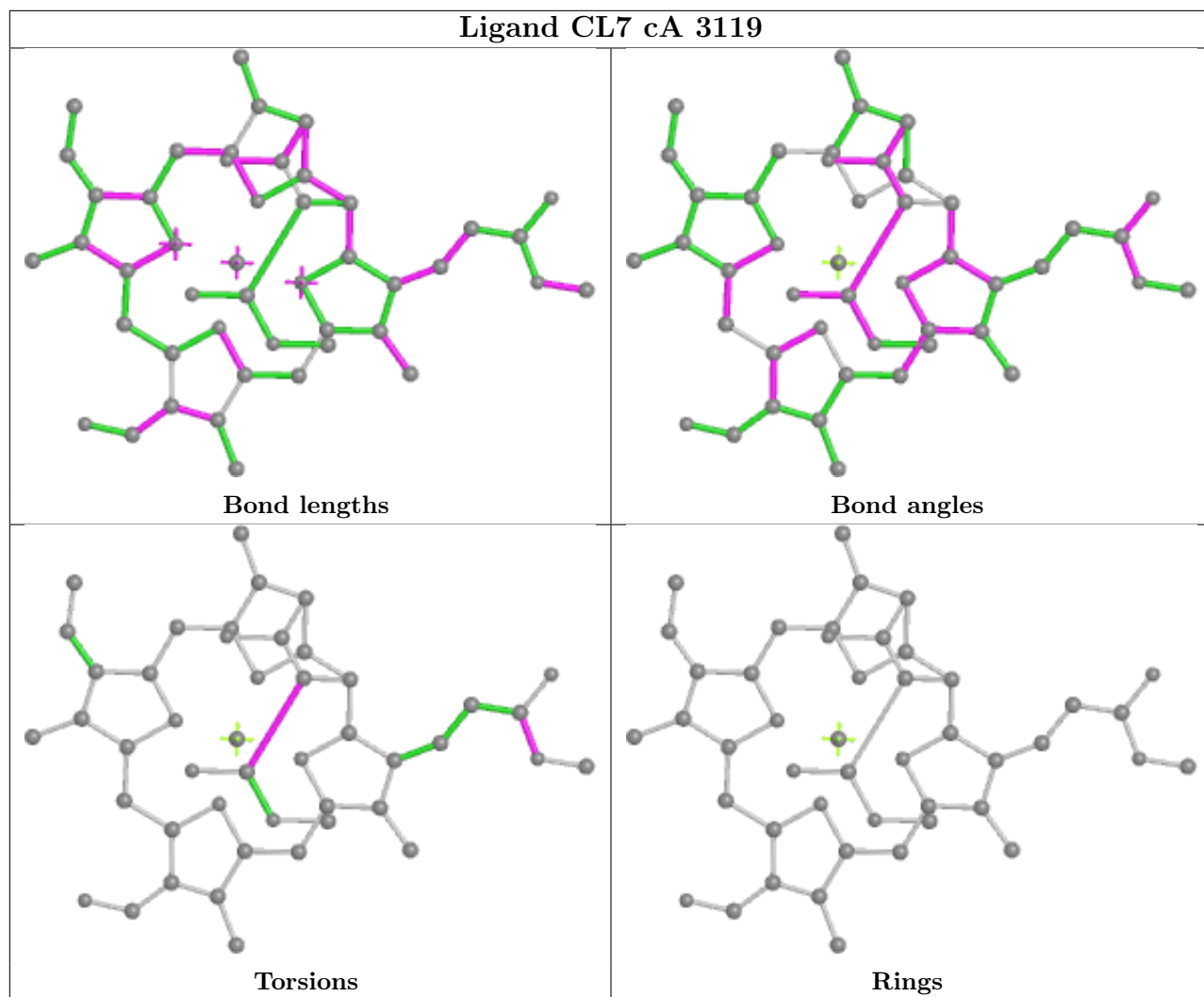


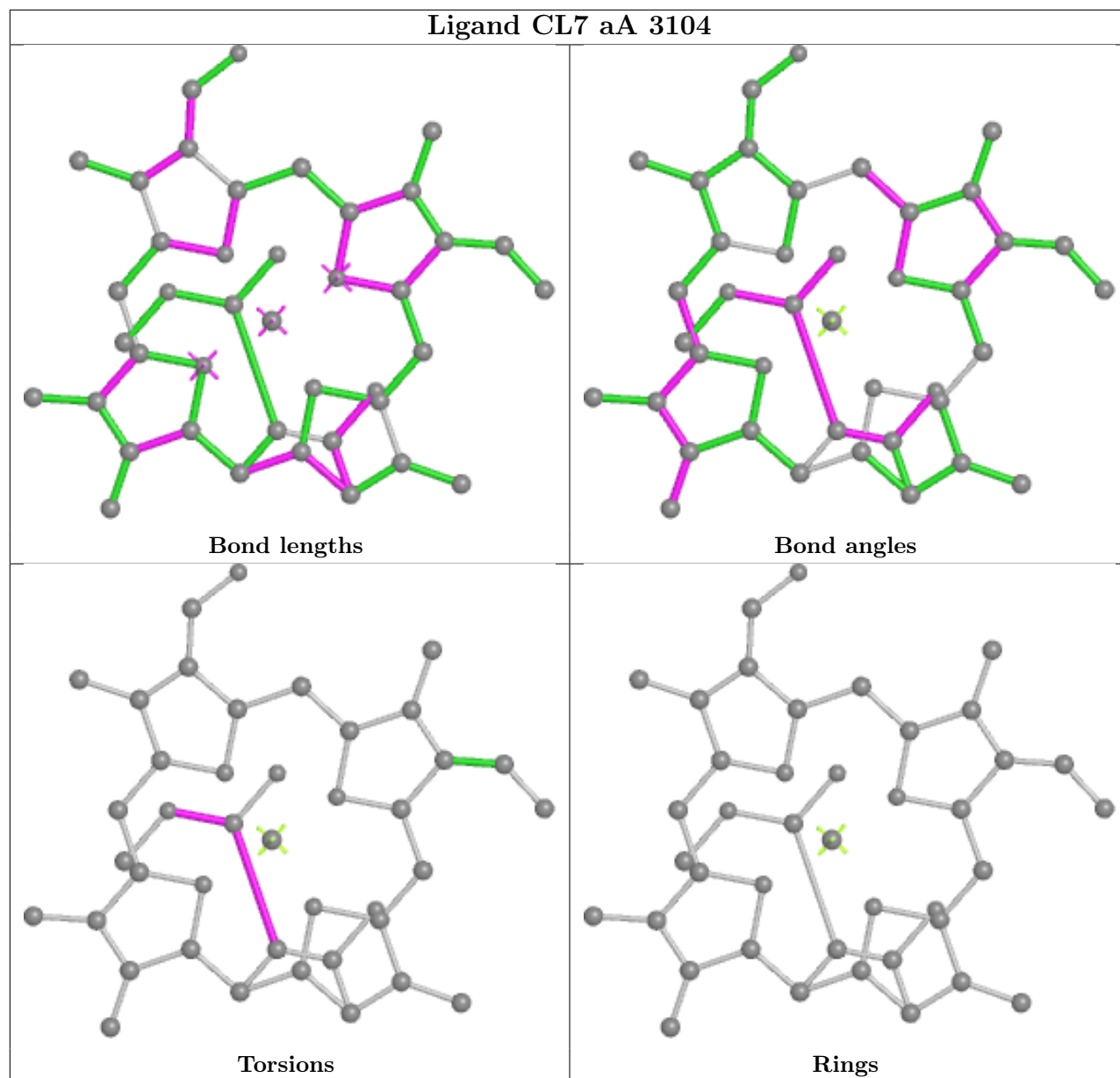


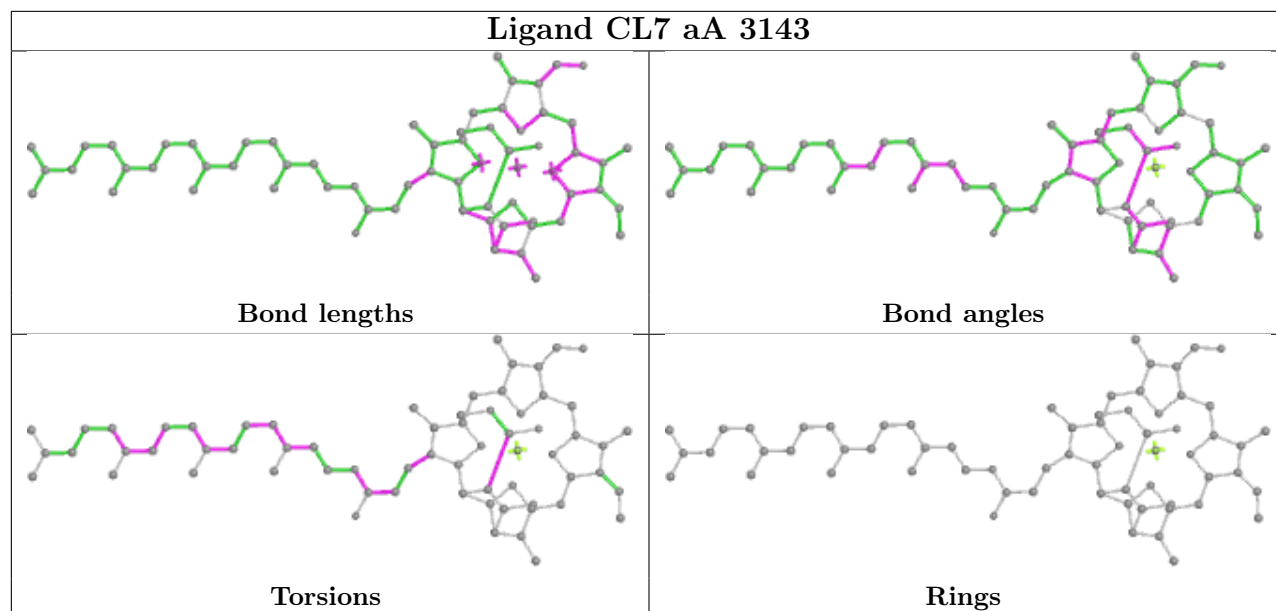












5.7 Other polymers [i](#)

There are no such residues in this entry.

5.8 Polymer linkage issues [i](#)

There are no chain breaks in this entry.

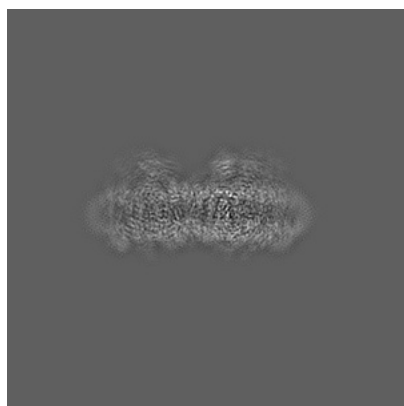
6 Map visualisation [i](#)

This section contains visualisations of the EMDB entry EMD-30420. These allow visual inspection of the internal detail of the map and identification of artifacts.


Images derived from a raw map, generated by summing the deposited half-maps, are presented below the corresponding image components of the primary map to allow further visual inspection and comparison with those of the primary map.

6.1 Orthogonal projections [i](#)

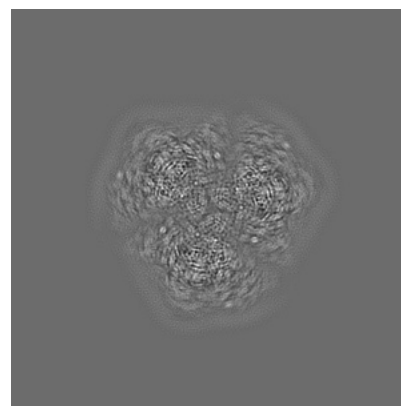
6.1.1 Primary map



X

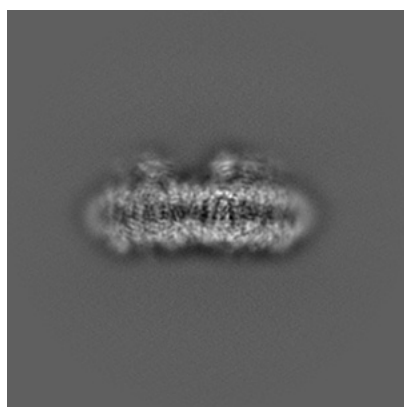


Y

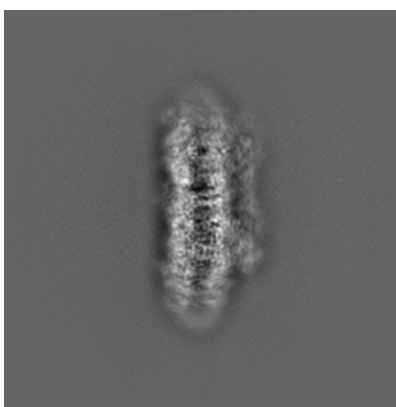


Z

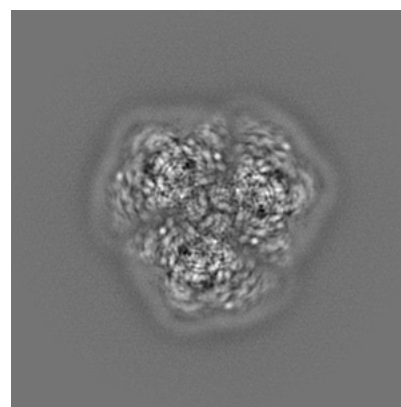
6.1.2 Raw map



X



Y




Z

The images above show the map projected in three orthogonal directions.

6.2 Central slices [i](#)

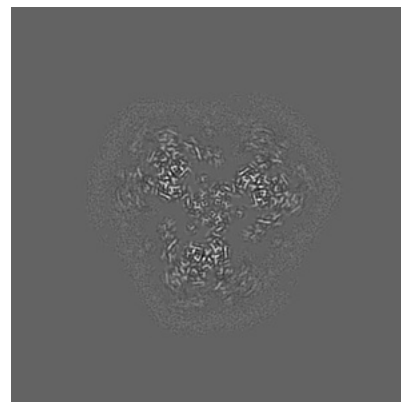
6.2.1 Primary map



X Index: 165

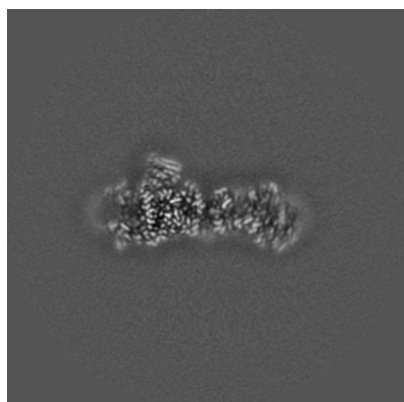


Y Index: 165

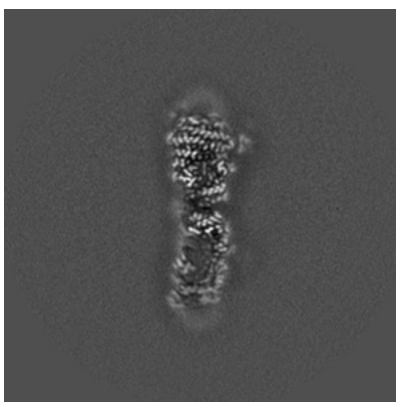


Z Index: 165

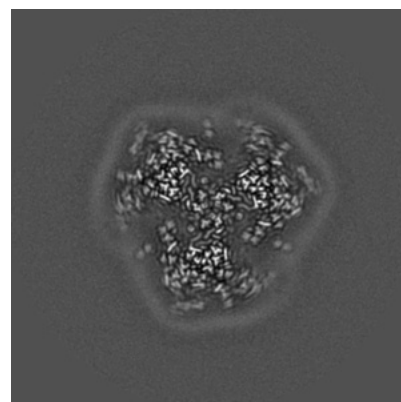
6.2.2 Raw map



X Index: 165



Y Index: 165




Z Index: 165


The images above show central slices of the map in three orthogonal directions.

6.3 Largest variance slices [i](#)


6.3.1 Primary map



X Index: 153

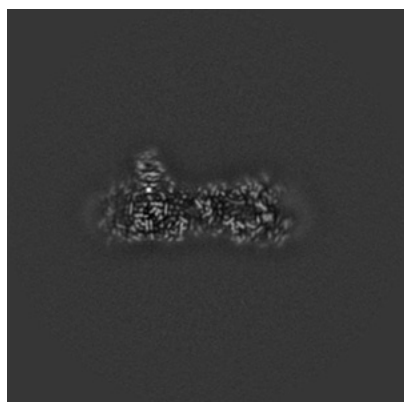


Y Index: 181

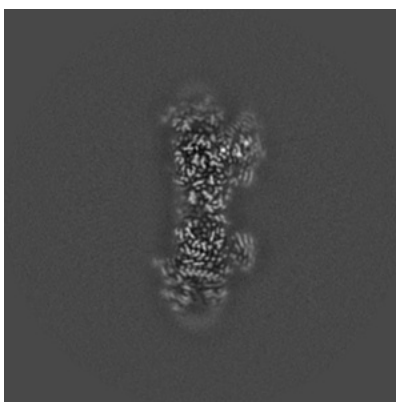


Z Index: 155

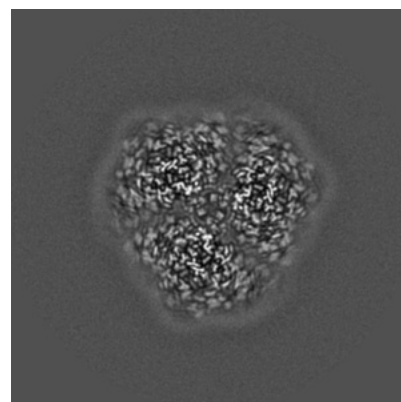
6.3.2 Raw map



X Index: 153



Y Index: 180




Z Index: 152

The images above show the largest variance slices of the map in three orthogonal directions.


6.4 Orthogonal surface views [i](#)

6.4.1 Primary map



The images above show the 3D surface view of the map at the recommended contour level 0.00637. These images, in conjunction with the slice images, may facilitate assessment of whether an appropriate contour level has been provided.

6.4.2 Raw map



These images show the 3D surface of the raw map. The raw map's contour level was selected so that its surface encloses the same volume as the primary map does at its recommended contour level.

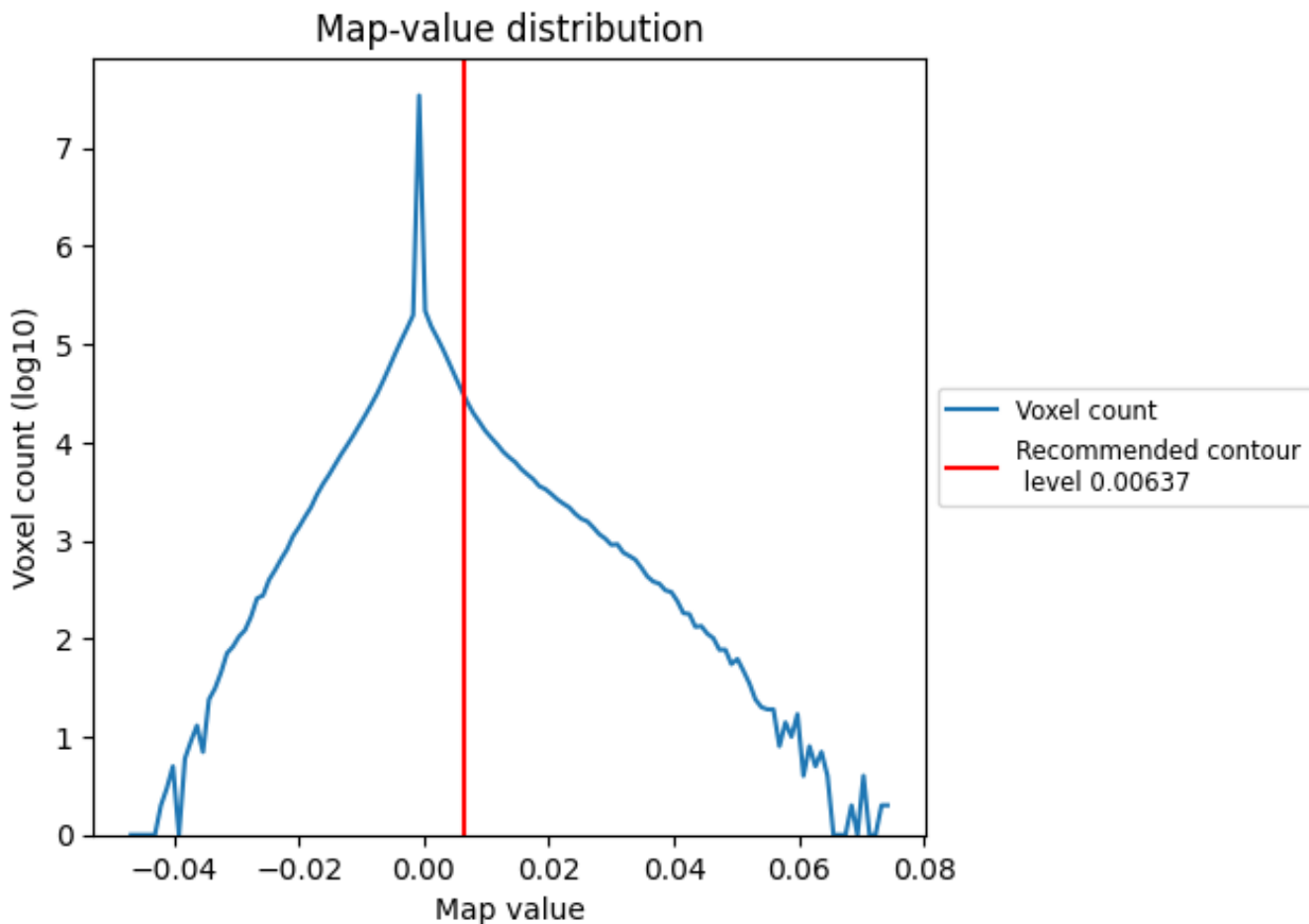
6.5 Mask visualisation [i](#)

This section was not generated. No masks/segmentation were deposited.

7 Map analysis [i](#)

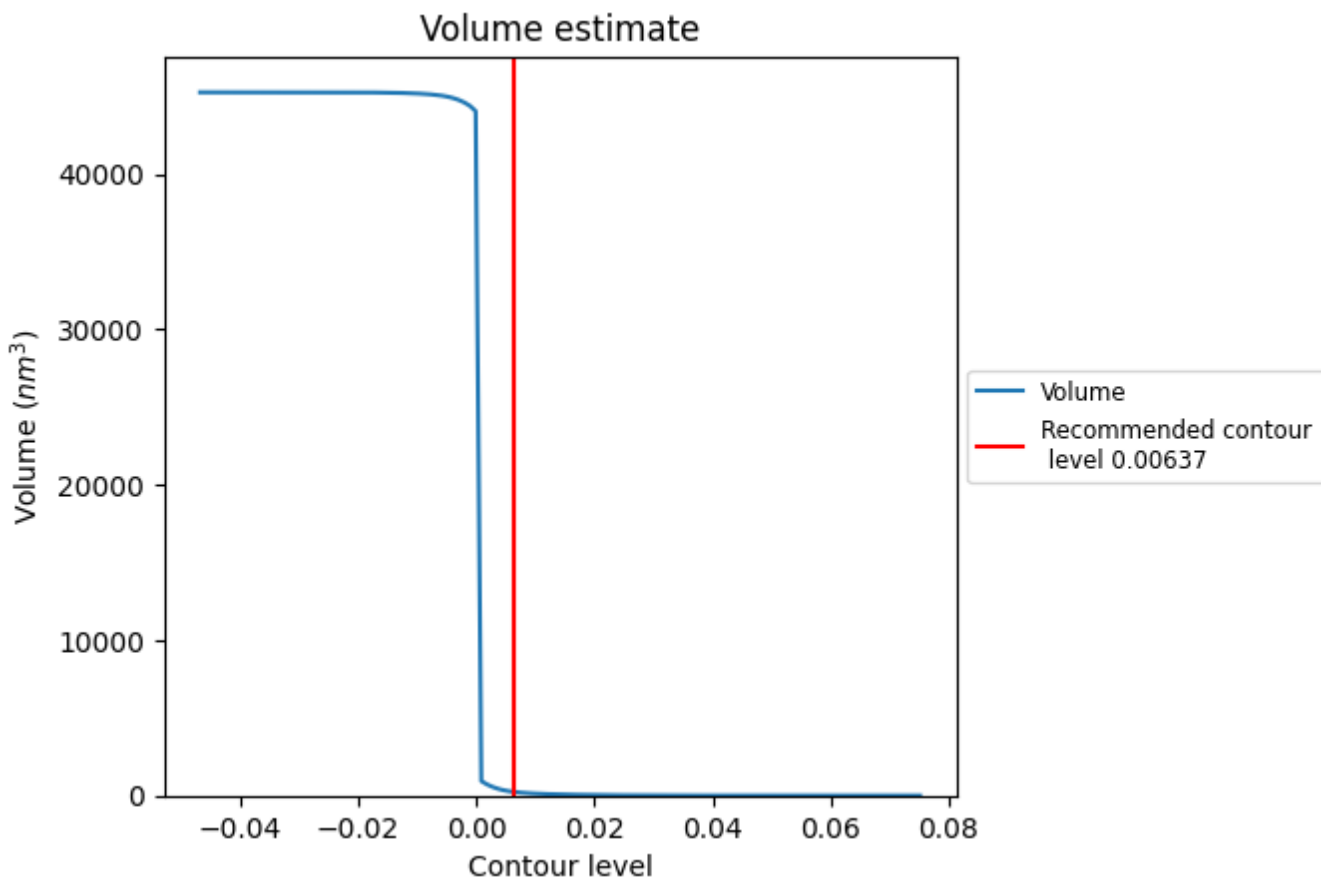
This section contains the results of statistical analysis of the map.

7.1 Map-value distribution [i](#)



The map-value distribution is plotted in 128 intervals along the x-axis. The y-axis is logarithmic. A spike in this graph at zero usually indicates that the volume has been masked.

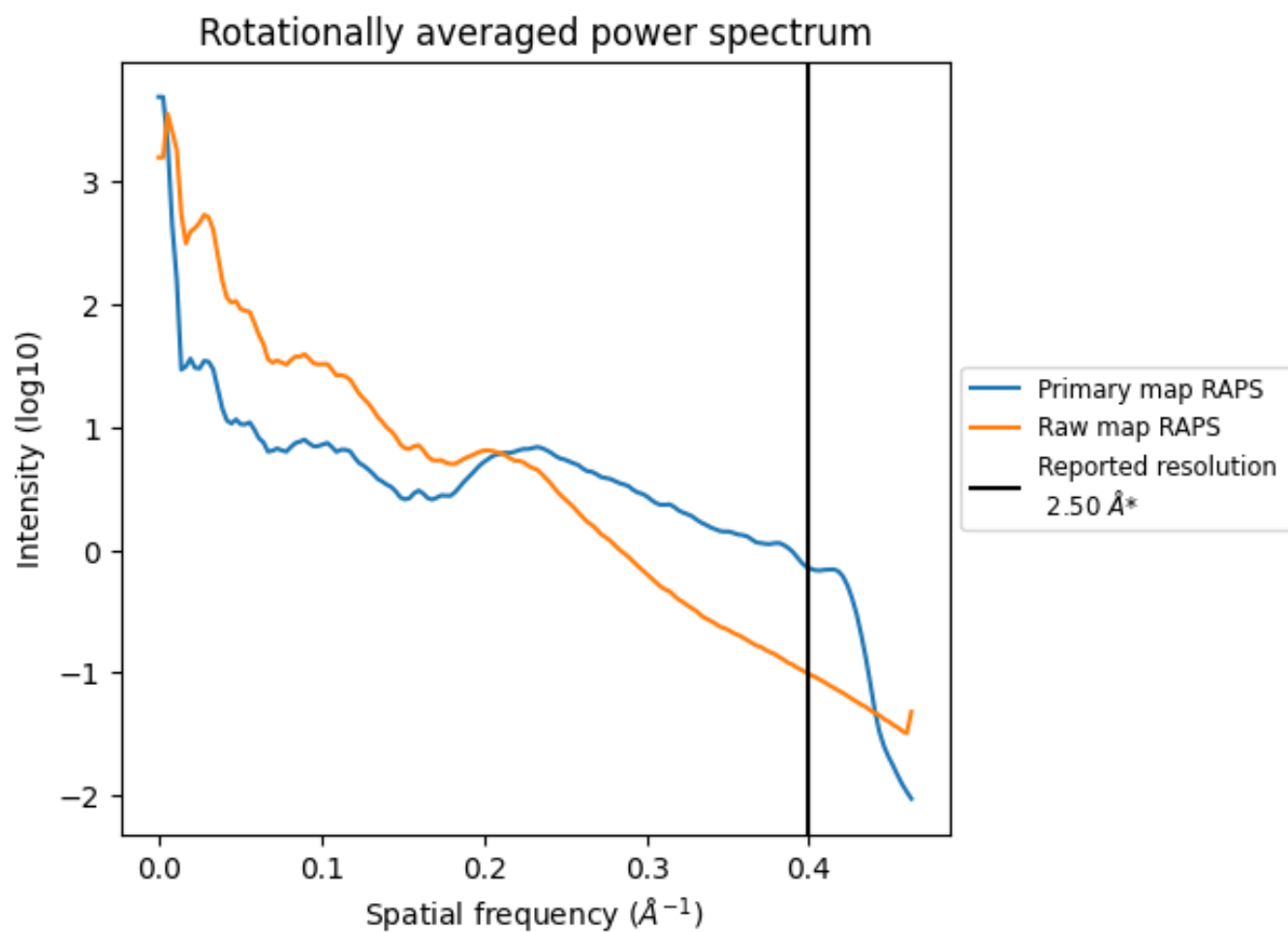
7.2 Volume estimate [i](#)



The volume at the recommended contour level is 234 nm³; this corresponds to an approximate mass of 211 kDa.

The volume estimate graph shows how the enclosed volume varies with the contour level. The recommended contour level is shown as a vertical line and the intersection between the line and the curve gives the volume of the enclosed surface at the given level.

7.3 Rotationally averaged power spectrum i

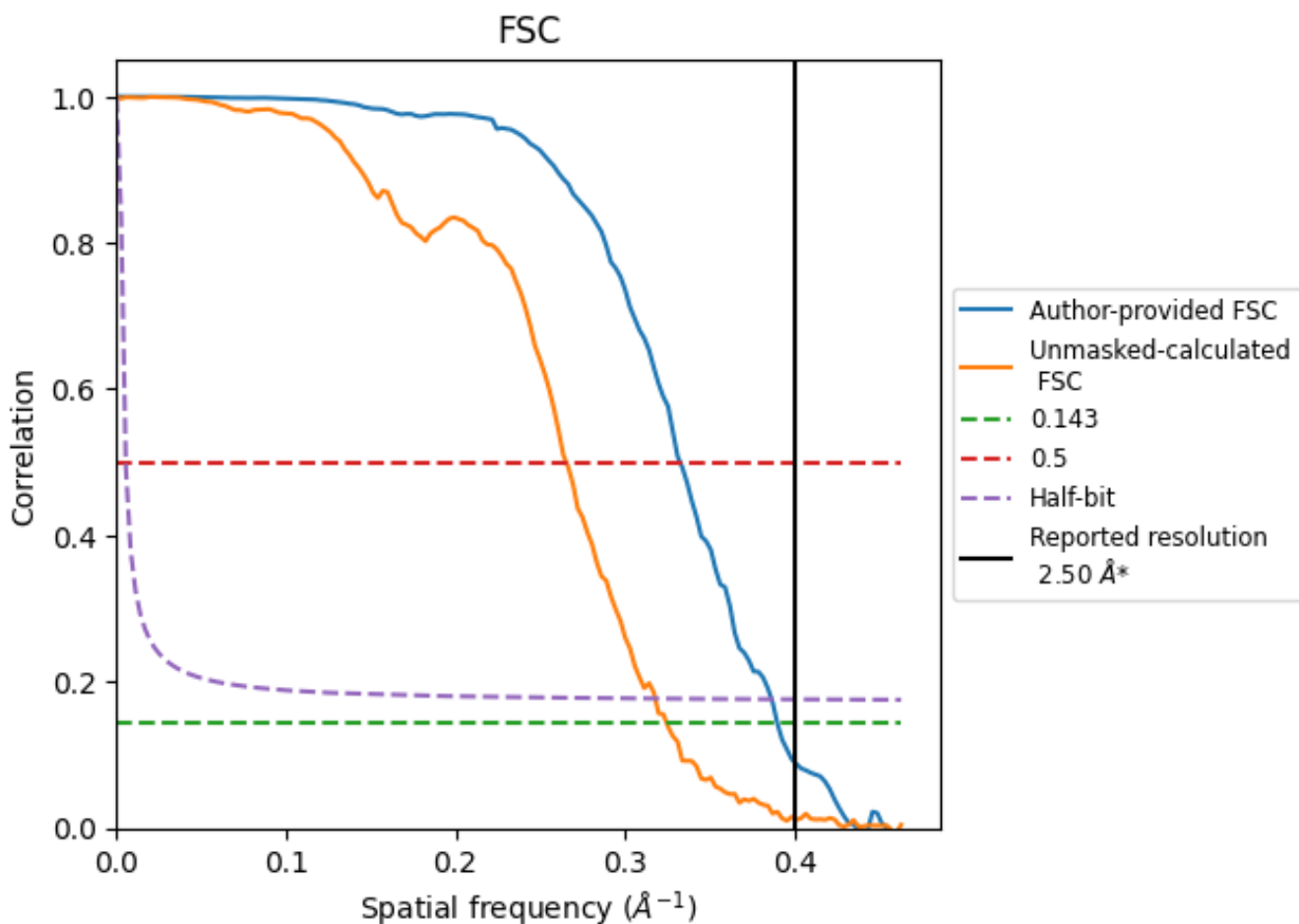


*Reported resolution corresponds to spatial frequency of 0.400 Å⁻¹

8 Fourier-Shell correlation [i](#)

Fourier-Shell Correlation (FSC) is the most commonly used method to estimate the resolution of single-particle and subtomogram-averaged maps. The shape of the curve depends on the imposed symmetry, mask and whether or not the two 3D reconstructions used were processed from a common reference. The reported resolution is shown as a black line. A curve is displayed for the half-bit criterion in addition to lines showing the 0.143 gold standard cut-off and 0.5 cut-off.

8.1 FSC [i](#)



*Reported resolution corresponds to spatial frequency of 0.400 Å⁻¹

8.2 Resolution estimates [i](#)

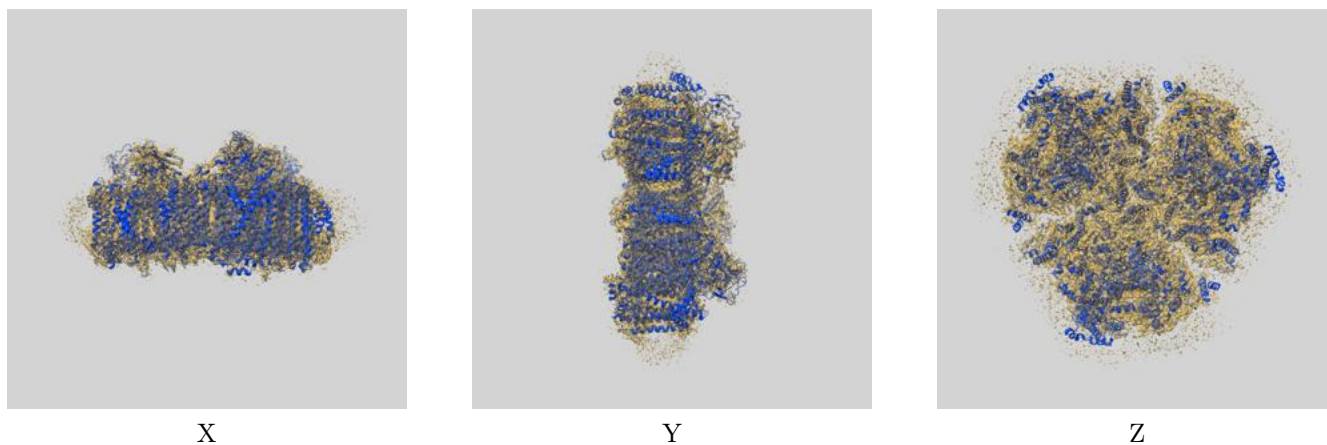
Resolution estimate (Å)	Estimation criterion (FSC cut-off)		
	0.143	0.5	Half-bit
Reported by author	2.50	-	-
Author-provided FSC curve	2.56	3.01	2.59
Unmasked-calculated*	3.08	3.77	3.15

*Resolution estimate based on FSC curve calculated by comparison of deposited half-maps. The value from deposited half-maps intersecting FSC 0.143 CUT-OFF 3.08 differs from the reported value 2.5 by more than 10 %

9 Map-model fit [i](#)

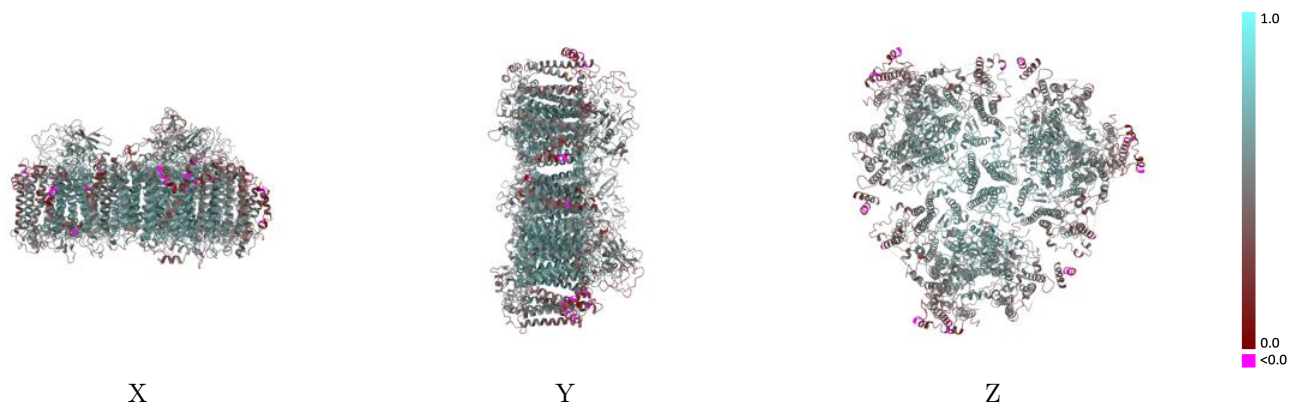
This section contains information regarding the fit between EMDB map EMD-30420 and PDB model 7COY. Per-residue inclusion information can be found in section 3 on page 30.

9.1 Map-model overlay [i](#)



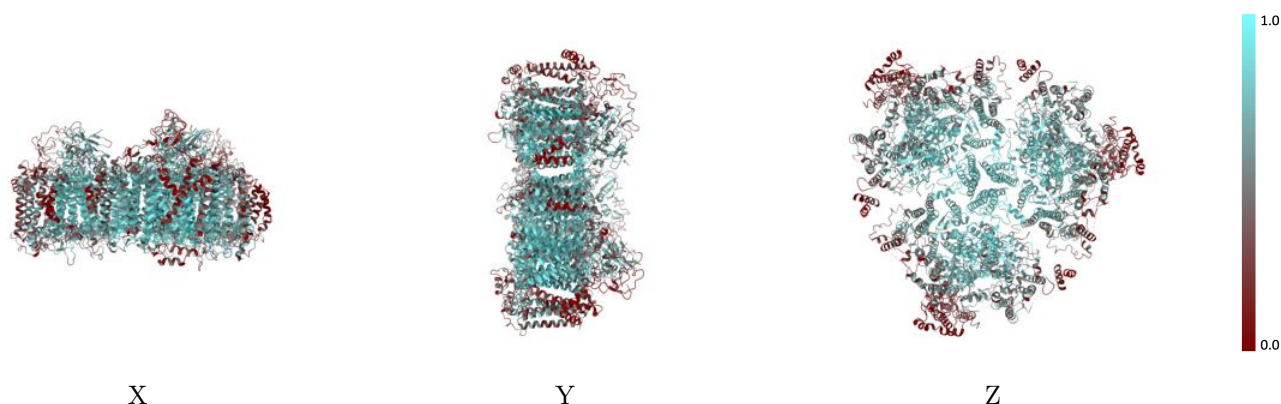
The images above show the 3D surface view of the map at the recommended contour level 0.00637 at 50% transparency in yellow overlaid with a ribbon representation of the model coloured in blue. These images allow for the visual assessment of the quality of fit between the atomic model and the map.

9.2 Q-score mapped to coordinate model [\(i\)](#)



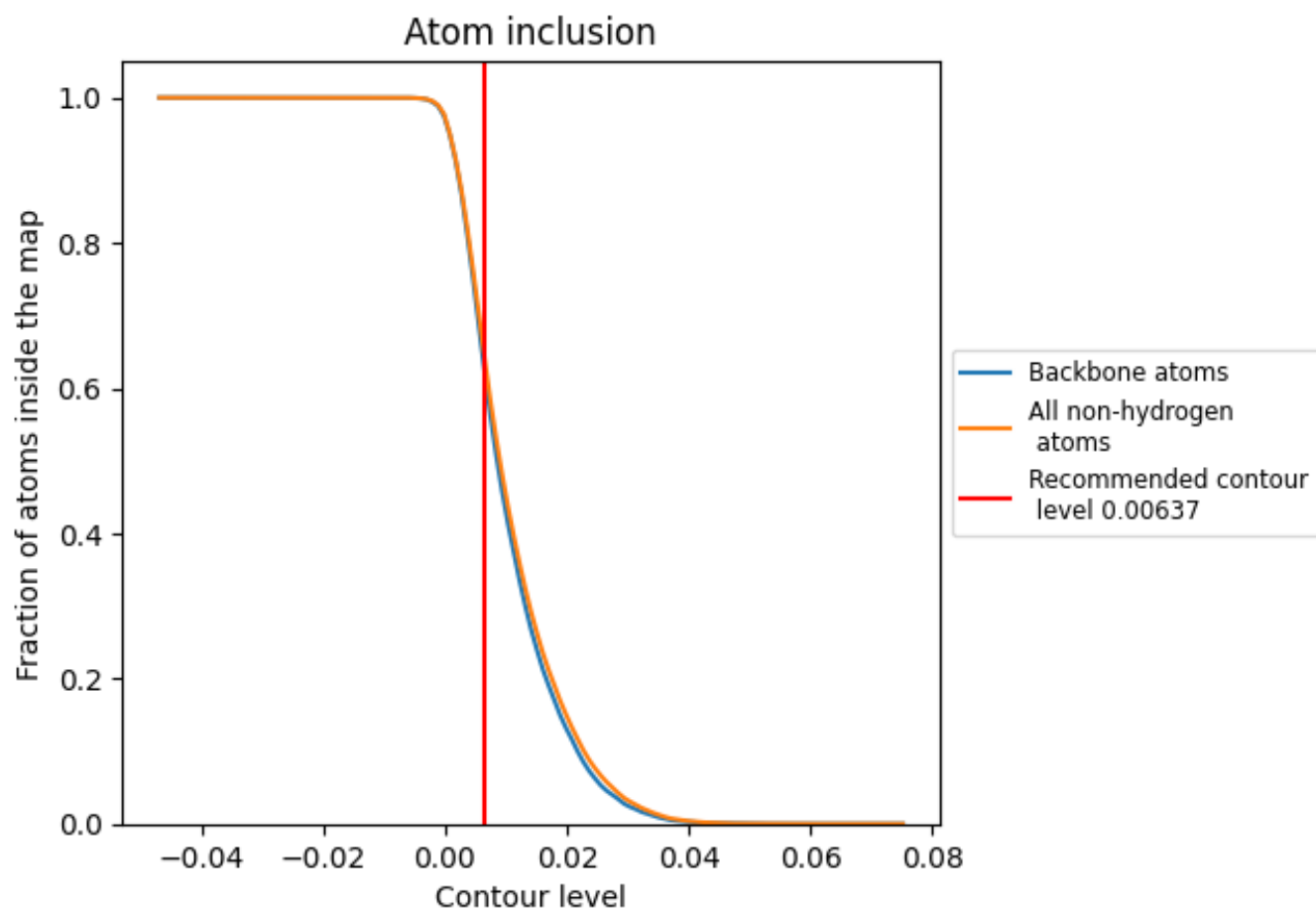
The images above show the model with each residue coloured according to its Q-score. This shows their resolvability in the map with higher Q-score values reflecting better resolvability. Please note: Q-score is calculating the resolvability of atoms, and thus high values are only expected at resolutions at which atoms can be resolved. Low Q-score values may therefore be expected for many entries.

9.3 Atom inclusion mapped to coordinate model [\(i\)](#)



The images above show the model with each residue coloured according to its atom inclusion. This shows to what extent they are inside the map at the recommended contour level (0.00637).





































































9.4 Atom inclusion [i](#)



At the recommended contour level, 63% of all backbone atoms, 65% of all non-hydrogen atoms, are inside the map.

9.5 Map-model fit summary

The table lists the average atom inclusion at the recommended contour level (0.00637) and Q-score for the entire model and for each chain.

Chain	Atom inclusion	Q-score
All	 0.6508	 0.5530
aA	 0.6986	 0.5750
aB	 0.6994	 0.5740
aC	 0.6748	 0.5290
aD	 0.5082	 0.4760
aE	 0.2156	 0.3930
aF	 0.2069	 0.3320
aI	 0.7973	 0.6330
aJ	 0.2618	 0.4220
aK	 0.0876	 0.2480
aL	 0.8269	 0.6390
aM	 0.5561	 0.5030
bA	 0.7031	 0.5760
bB	 0.6976	 0.5740
bC	 0.6783	 0.5310
bD	 0.5082	 0.4790
bE	 0.2075	 0.4020
bF	 0.1954	 0.3290
bI	 0.8040	 0.6290
bJ	 0.2588	 0.4280
bK	 0.0825	 0.2480
bL	 0.8318	 0.6390
bM	 0.5561	 0.5060
cA	 0.7066	 0.5790
cB	 0.6982	 0.5740
cC	 0.6904	 0.5280
cD	 0.5102	 0.4790
cE	 0.1995	 0.3960
cF	 0.1956	 0.3370
cI	 0.8173	 0.6330
cJ	 0.2647	 0.4260
cK	 0.0722	 0.2680
cL	 0.8335	 0.6370
cM	 0.5317	 0.4980

