



# Full wwPDB X-ray Structure Validation Report ⓘ

May 18, 2020 – 11:46 am BST

PDB ID : 1C16  
Title : CRYSTAL STRUCTURE ANALYSIS OF THE GAMMA/DELTA T CELL  
LIGAND T22  
Authors : Wingren, C.; Crowley, M.P.; Degano, M.; Chien, Y.; Wilson, I.A.  
Deposited on : 1999-07-20  
Resolution : 3.10 Å(reported)

This is a Full wwPDB X-ray Structure Validation Report for a publicly released PDB entry.

We welcome your comments at [validation@mail.wwpdb.org](mailto:validation@mail.wwpdb.org)

A user guide is available at

<https://www.wwpdb.org/validation/2017/XrayValidationReportHelp>

with specific help available everywhere you see the ⓘ symbol.

---

The following versions of software and data (see [references ⓘ](#)) were used in the production of this report:

MolProbity : 4.02b-467  
Xtriage (Phenix) : 1.13  
EDS : 2.11  
Percentile statistics : 20191225.v01 (using entries in the PDB archive December 25th 2019)  
Refmac : 5.8.0158  
CCP4 : 7.0.044 (Gargrove)  
Ideal geometry (proteins) : Engh & Huber (2001)  
Ideal geometry (DNA, RNA) : Parkinson et al. (1996)  
Validation Pipeline (wwPDB-VP) : 2.11

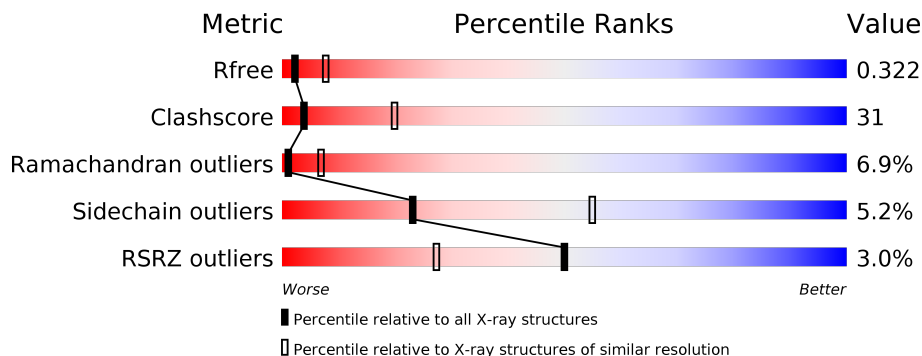
# 1 Overall quality at a glance

The following experimental techniques were used to determine the structure:

*X-RAY DIFFRACTION*

The reported resolution of this entry is 3.10 Å.

Percentile scores (ranging between 0-100) for global validation metrics of the entry are shown in the following graphic. The table shows the number of entries on which the scores are based.





Metric	Whole archive (#Entries)	Similar resolution (#Entries, resolution range(Å))
$R_{free}$	130704	1094 (3.10-3.10)
Clashscore	141614	1184 (3.10-3.10)
Ramachandran outliers	138981	1141 (3.10-3.10)
Sidechain outliers	138945	1141 (3.10-3.10)
RSRZ outliers	127900	1067 (3.10-3.10)

The table below summarises the geometric issues observed across the polymeric chains and their fit to the electron density. The red, orange, yellow and green segments on the lower bar indicate the fraction of residues that contain outliers for  $\geq 3$ , 2, 1 and 0 types of geometric quality criteria respectively. A grey segment represents the fraction of residues that are not modelled. The numeric value for each fraction is indicated below the corresponding segment, with a dot representing fractions  $\leq 5\%$ . The upper red bar (where present) indicates the fraction of residues that have poor fit to the electron density. The numeric value is given above the bar.

Mol	Chain	Length	Quality of chain
1	A	260	 3% 43% 48% 9%
1	C	260	 2% 43% 47% 10%
1	E	260	 3% 43% 47% 7% •
1	G	260	 6% 42% 50% 8%
2	B	99	 2% 60% 36% •
2	D	99	 59% 37% •

Continued on next page...

*Continued from previous page...*

Mol	Chain	Length	Quality of chain
2	F	99	
2	H	99	

## 2 Entry composition

There are 2 unique types of molecules in this entry. The entry contains 11652 atoms, of which 0 are hydrogens and 0 are deuteriums.

In the tables below, the ZeroOcc column contains the number of atoms modelled with zero occupancy, the AltConf column contains the number of residues with at least one atom in alternate conformation and the Trace column contains the number of residues modelled with at most 2 atoms.

- Molecule 1 is a protein called MHC-LIKE PROTEIN T22.

Mol	Chain	Residues	Atoms					ZeroOcc	AltConf	Trace
			Total	C	N	O	S			
1	A	260	2098	1325	362	400	11	0	0	0
1	C	260	2093	1322	360	400	11	0	0	0
1	E	254	2050	1297	353	389	11	0	0	0
1	G	260	2095	1322	362	400	11	0	0	0

There are 8 discrepancies between the modelled and reference sequences:

Chain	Residue	Modelled	Actual	Comment	Reference
A	275	GLY	GLU	CONFLICT	UNP Q31615
A	276	GLY	PRO	CONFLICT	UNP Q31615
C	275	GLY	GLU	CONFLICT	UNP Q31615
C	276	GLY	PRO	CONFLICT	UNP Q31615
E	275	GLY	GLU	CONFLICT	UNP Q31615
E	276	GLY	PRO	CONFLICT	UNP Q31615
G	275	GLY	GLU	CONFLICT	UNP Q31615
G	276	GLY	PRO	CONFLICT	UNP Q31615

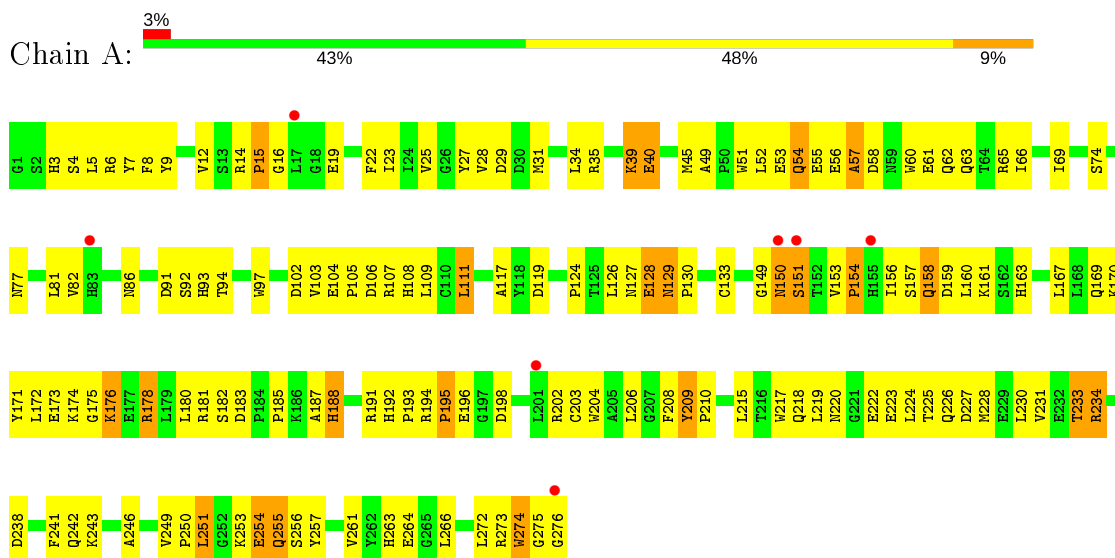
- Molecule 2 is a protein called PROTEIN (BETA-2-MICROGLOBULIN).

Mol	Chain	Residues	Atoms					ZeroOcc	AltConf	Trace
			Total	C	N	O	S			
2	B	99	829	528	140	158	3	0	0	0
2	D	99	829	528	140	158	3	0	0	0
2	F	99	829	528	140	158	3	0	0	0
2	H	99	829	528	140	158	3	0	0	0

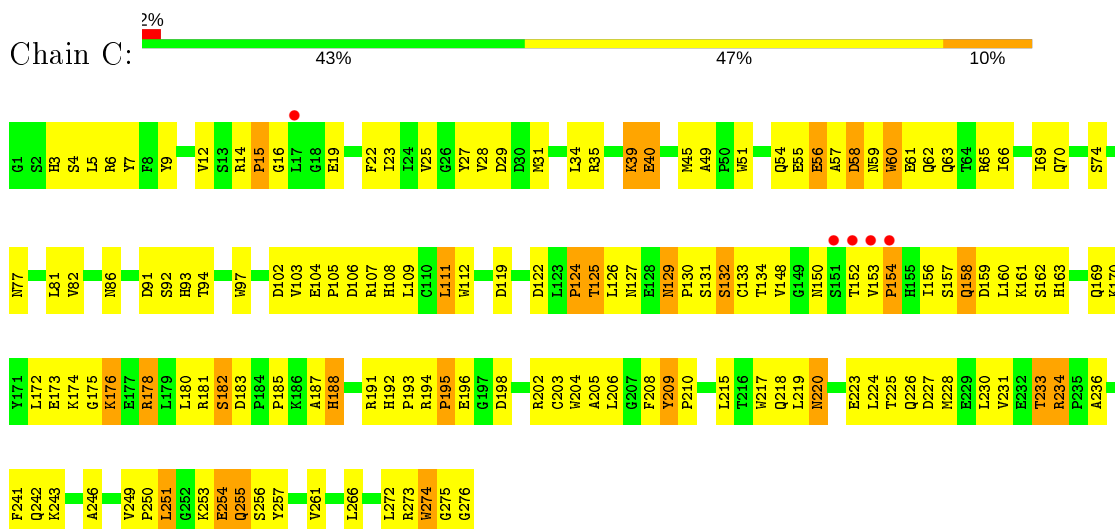
### 3 Residue-property plots

These plots are drawn for all protein, RNA and DNA chains in the entry. The first graphic for a chain summarises the proportions of the various outlier classes displayed in the second graphic. The second graphic shows the sequence view annotated by issues in geometry and electron density. Residues are color-coded according to the number of geometric quality criteria for which they contain at least one outlier: green = 0, yellow = 1, orange = 2 and red = 3 or more. A red dot above a residue indicates a poor fit to the electron density ( $RSRZ > 2$ ). Stretches of 2 or more consecutive residues without any outlier are shown as a green connector. Residues present in the sample, but not in the model, are shown in grey.

- Molecule 1: MHC-LIKE PROTEIN T22

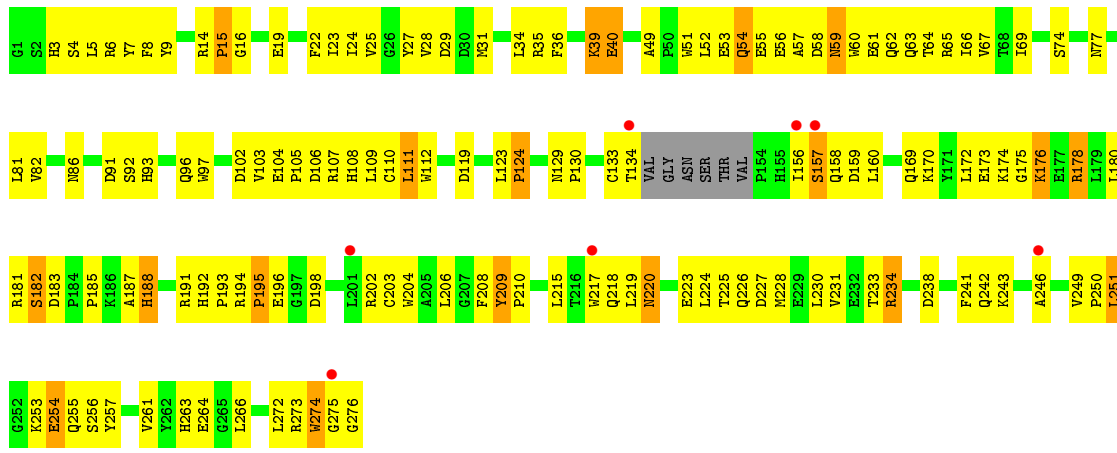


- Molecule 1: MHC-LIKE PROTEIN T22

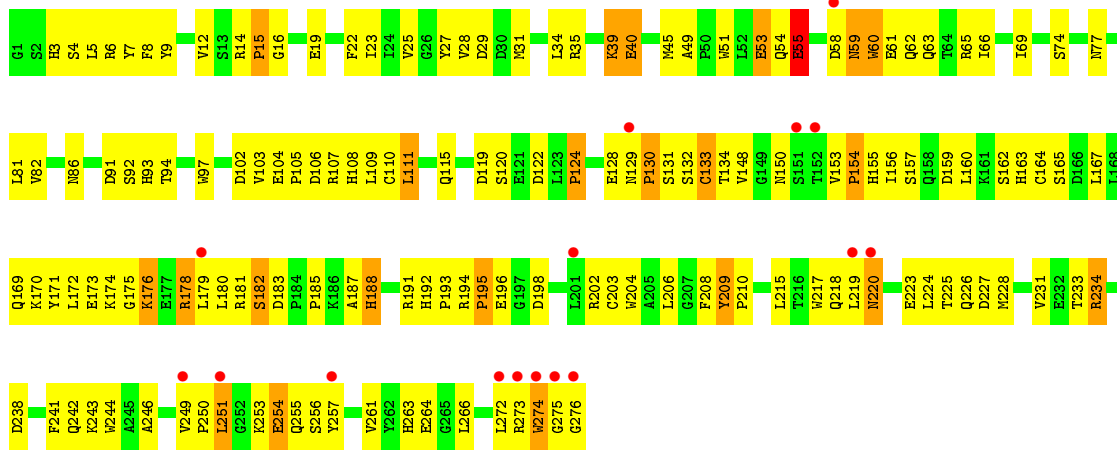


- Molecule 1: MHC-LIKE PROTEIN T22

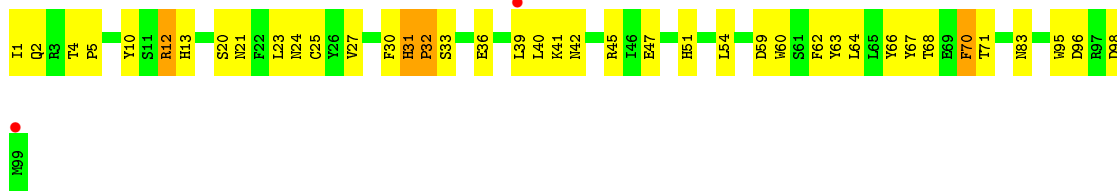




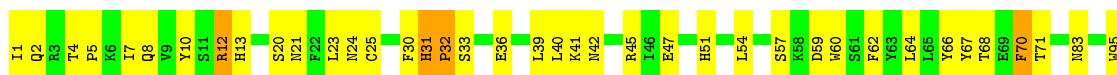
• Molecule 1: MHC-LIKE PROTEIN T22



• Molecule 2: PROTEIN (BETA-2-MICROGLOBULIN)

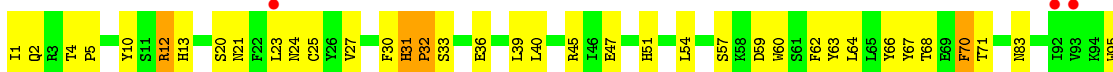


• Molecule 2: PROTEIN (BETA-2-MICROGLOBULIN)

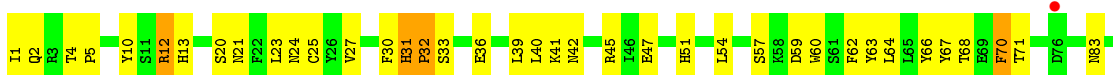




- Molecule 2: PROTEIN (BETA-2-MICROGLOBULIN)



- Molecule 2: PROTEIN (BETA-2-MICROGLOBULIN)



## 4 Data and refinement statistics

Property	Value	Source
Space group	P 21 21 2	Depositor
Cell constants a, b, c, $\alpha$ , $\beta$ , $\gamma$	167.11Å 91.47Å 122.47Å 90.00° 90.00° 90.00°	Depositor
Resolution (Å)	20.00 – 3.10 49.39 – 3.00	Depositor EDS
% Data completeness (in resolution range)	98.3 (20.00-3.10) 97.1 (49.39-3.00)	Depositor EDS
$R_{merge}$	0.08	Depositor
$R_{sym}$	(Not available)	Depositor
$\langle I/\sigma(I) \rangle$ <sup>1</sup>	1.22 (at 3.01Å)	Xtrriage
Refinement program	CNS 0.4	Depositor
R, $R_{free}$	0.284 , 0.334 0.274 , 0.322	Depositor DCC
$R_{free}$ test set	1178 reflections (3.17%)	wwPDB-VP
Wilson B-factor (Å <sup>2</sup> )	49.1	Xtrriage
Anisotropy	0.124	Xtrriage
Bulk solvent $k_{sol}$ (e/Å <sup>3</sup> ), $B_{sol}$ (Å <sup>2</sup> )	0.29 , 51.9	EDS
L-test for twinning <sup>2</sup>	$\langle  L  \rangle = 0.48$ , $\langle L^2 \rangle = 0.31$	Xtrriage
Estimated twinning fraction	No twinning to report.	Xtrriage
$F_o, F_c$ correlation	0.88	EDS
Total number of atoms	11652	wwPDB-VP
Average B, all atoms (Å <sup>2</sup> )	50.0	wwPDB-VP

Xtrriage's analysis on translational NCS is as follows: *The largest off-origin peak in the Patterson function is 3.15% of the height of the origin peak. No significant pseudotranslation is detected.*

<sup>1</sup> Intensities estimated from amplitudes.

<sup>2</sup> Theoretical values of  $\langle |L| \rangle$ ,  $\langle L^2 \rangle$  for acentric reflections are 0.5, 0.333 respectively for untwinned datasets, and 0.375, 0.2 for perfectly twinned datasets.



## 5 Model quality i

### 5.1 Standard geometry i

The Z score for a bond length (or angle) is the number of standard deviations the observed value is removed from the expected value. A bond length (or angle) with  $|Z| > 5$  is considered an outlier worth inspection. RMSZ is the root-mean-square of all Z scores of the bond lengths (or angles).

Mol	Chain	Bond lengths		Bond angles	
		RMSZ	# Z  >5	RMSZ	# Z  >5
1	A	0.49	0/2158	0.73	0/2942
1	C	0.56	0/2152	0.73	0/2934
1	E	0.52	0/2108	0.75	0/2871
1	G	0.46	0/2155	0.71	0/2938
2	B	0.42	0/852	0.64	0/1152
2	D	0.47	0/852	0.66	0/1152
2	F	0.42	0/852	0.64	0/1152
2	H	0.41	0/852	0.65	0/1152
All	All	0.49	0/11981	0.71	0/16293

There are no bond length outliers.

There are no bond angle outliers.

There are no chirality outliers.

There are no planarity outliers.

### 5.2 Too-close contacts i

In the following table, the Non-H and H(model) columns list the number of non-hydrogen atoms and hydrogen atoms in the chain respectively. The H(added) column lists the number of hydrogen atoms added and optimized by MolProbity. The Clashes column lists the number of clashes within the asymmetric unit, whereas Symm-Clashes lists symmetry related clashes.

Mol	Chain	Non-H	H(model)	H(added)	Clashes	Symm-Clashes
1	A	2098	0	1992	138	0
1	C	2093	0	1987	150	0
1	E	2050	0	1944	148	0
1	G	2095	0	1983	159	0
2	B	829	0	794	38	0
2	D	829	0	794	36	0
2	F	829	0	794	34	0
2	H	829	0	794	38	0

*Continued on next page...*

*Continued from previous page...*

Mol	Chain	Non-H	H(model)	H(added)	Clashes	Symm-Clashes
All	All	11652	0	11082	697	0

The all-atom clashscore is defined as the number of clashes found per 1000 atoms (including hydrogen atoms). The all-atom clashscore for this structure is 31.

All (697) close contacts within the same asymmetric unit are listed below, sorted by their clash magnitude.

Atom-1	Atom-2	Interatomic distance (Å)	Clash overlap (Å)
1:E:129:ASN:HB3	1:E:130:PRO:HD3	1.36	1.02
1:E:53:GLU:O	1:E:55:GLU:HG3	1.64	0.97
1:C:56:GLU:HG2	1:C:57:ALA:H	1.30	0.96
1:C:129:ASN:HB3	1:C:130:PRO:CD	2.02	0.90
1:C:54:GLN:HE22	1:C:60:TRP:HE1	1.21	0.88
1:G:187:ALA:HB1	1:G:272:LEU:HD11	1.56	0.88
1:C:187:ALA:HB1	1:C:272:LEU:HD11	1.56	0.88
1:G:181:ARG:HD2	1:G:183:ASP:OD2	1.74	0.86
1:A:187:ALA:HB1	1:A:272:LEU:HD11	1.57	0.86
1:E:187:ALA:HB1	1:E:272:LEU:HD11	1.56	0.86
1:C:181:ARG:HD2	1:C:183:ASP:OD2	1.76	0.85
2:F:31:HIS:HB3	2:F:32:PRO:HD3	1.58	0.84
1:A:209:TYR:HB3	1:A:210:PRO:HD3	1.61	0.83
2:D:31:HIS:HB3	2:D:32:PRO:HD3	1.58	0.83
1:C:209:TYR:HB3	1:C:210:PRO:HD3	1.61	0.83
2:B:31:HIS:HB3	2:B:32:PRO:HD3	1.61	0.82
1:A:129:ASN:HB3	1:A:130:PRO:HD3	1.60	0.82
1:A:251:LEU:H	1:A:251:LEU:HD22	1.44	0.82
1:A:181:ARG:HD2	1:A:183:ASP:OD2	1.80	0.82
1:E:251:LEU:HD22	1:E:251:LEU:H	1.44	0.81
1:E:223:GLU:OE2	1:G:108:HIS:CE1	2.34	0.81
1:G:209:TYR:HB3	1:G:210:PRO:HD3	1.62	0.81
1:C:251:LEU:HD22	1:C:251:LEU:H	1.45	0.81
2:H:31:HIS:HB3	2:H:32:PRO:HD3	1.63	0.80
1:G:251:LEU:H	1:G:251:LEU:HD22	1.43	0.80
2:B:20:SER:HA	2:B:71:THR:HG22	1.64	0.80
1:E:209:TYR:HB3	1:E:210:PRO:HD3	1.63	0.80
1:E:65:ARG:O	1:E:69:ILE:HG12	1.81	0.80
1:G:65:ARG:O	1:G:69:ILE:HG12	1.82	0.80
1:A:39:LYS:O	1:A:40:GLU:HG3	1.82	0.80
1:A:65:ARG:O	1:A:69:ILE:HG12	1.82	0.80
1:E:129:ASN:HB3	1:E:130:PRO:CD	2.12	0.80
1:G:110:CYS:HB3	1:G:133:CYS:O	1.82	0.79

*Continued on next page...*

*Continued from previous page...*

Atom-1	Atom-2	Interatomic distance (Å)	Clash overlap (Å)
2:H:20:SER:HA	2:H:71:THR:HG22	1.65	0.79
1:C:193:PRO:O	1:C:195:PRO:HD3	1.83	0.78
2:D:20:SER:HA	2:D:71:THR:HG22	1.63	0.78
1:E:39:LYS:O	1:E:40:GLU:HG3	1.82	0.78
1:E:9:TYR:OH	1:E:74:SER:HB3	1.84	0.78
1:G:129:ASN:HB3	1:G:130:PRO:HD3	1.64	0.78
1:G:39:LYS:O	1:G:40:GLU:HG3	1.83	0.78
1:A:233:THR:HG22	1:A:243:LYS:HD2	1.66	0.77
1:C:54:GLN:NE2	1:C:60:TRP:HE1	1.82	0.77
2:F:12:ARG:HG2	2:F:13:HIS:CE1	2.19	0.77
1:E:193:PRO:O	1:E:195:PRO:HD3	1.84	0.77
1:A:193:PRO:O	1:A:195:PRO:HD3	1.85	0.77
2:B:12:ARG:HG2	2:B:13:HIS:CE1	2.20	0.76
1:C:39:LYS:O	1:C:40:GLU:HG3	1.86	0.76
2:D:12:ARG:HG2	2:D:13:HIS:CE1	2.20	0.76
1:C:59:ASN:HB2	1:C:61:GLU:HG3	1.68	0.76
2:F:20:SER:HA	2:F:71:THR:HG22	1.64	0.76
1:A:222:GLU:HG3	1:C:150:ASN:OD1	1.86	0.76
1:G:233:THR:HG22	1:G:243:LYS:HD2	1.68	0.75
1:G:193:PRO:O	1:G:195:PRO:HD3	1.86	0.75
1:G:34:LEU:HD23	1:G:35:ARG:N	2.02	0.75
1:A:54:GLN:HA	1:A:54:GLN:NE2	2.01	0.75
1:C:65:ARG:O	1:C:69:ILE:HG12	1.87	0.74
2:H:12:ARG:HG2	2:H:13:HIS:CE1	2.21	0.74
1:G:150:ASN:HB3	1:G:153:VAL:HG22	1.67	0.74
1:A:34:LEU:HD23	1:A:35:ARG:N	2.03	0.74
1:G:9:TYR:OH	1:G:74:SER:HB3	1.87	0.74
1:C:9:TYR:OH	1:C:74:SER:HB3	1.87	0.73
1:C:56:GLU:HG2	1:C:57:ALA:N	2.02	0.73
1:A:9:TYR:OH	1:A:74:SER:HB3	1.88	0.73
2:B:1:ILE:HG23	2:B:2:GLN:HG3	1.71	0.73
2:D:31:HIS:O	2:D:32:PRO:C	2.25	0.73
1:C:129:ASN:HB3	1:C:130:PRO:HD3	1.71	0.73
1:E:34:LEU:HD23	1:E:35:ARG:N	2.04	0.73
1:C:209:TYR:O	1:C:210:PRO:C	2.27	0.72
1:E:233:THR:HG22	1:E:243:LYS:HD2	1.71	0.72
2:F:31:HIS:O	2:F:32:PRO:C	2.26	0.72
1:A:194:ARG:HB3	1:A:198:ASP:O	1.89	0.72
2:D:1:ILE:HG23	2:D:2:GLN:HG3	1.71	0.71
1:C:233:THR:HG22	1:C:243:LYS:HD2	1.71	0.71
1:E:129:ASN:CB	1:E:130:PRO:HD3	2.17	0.71

*Continued on next page...*

*Continued from previous page...*

Atom-1	Atom-2	Interatomic distance (Å)	Clash overlap (Å)
2:H:1:ILE:HG23	2:H:2:GLN:HG3	1.72	0.71
2:F:1:ILE:HG23	2:F:2:GLN:HG3	1.73	0.71
1:C:194:ARG:HB3	1:C:198:ASP:O	1.89	0.71
2:H:31:HIS:O	2:H:32:PRO:C	2.26	0.71
1:G:194:ARG:HB3	1:G:198:ASP:O	1.91	0.70
1:G:194:ARG:O	1:G:196:GLU:N	2.22	0.70
1:E:209:TYR:O	1:E:210:PRO:C	2.29	0.70
1:A:149:GLY:HA3	1:C:223:GLU:HG3	1.73	0.70
1:E:194:ARG:HB3	1:E:198:ASP:O	1.90	0.70
1:C:109:LEU:HD11	1:C:111:LEU:HD13	1.73	0.70
1:G:109:LEU:HD11	1:G:111:LEU:HD13	1.73	0.69
1:E:194:ARG:O	1:E:196:GLU:N	2.23	0.69
1:C:194:ARG:O	1:C:196:GLU:N	2.23	0.69
1:A:129:ASN:CB	1:A:130:PRO:HD3	2.22	0.68
2:B:31:HIS:O	2:B:32:PRO:C	2.27	0.68
2:B:21:ASN:HB3	2:B:70:PHE:HE1	1.58	0.68
1:C:181:ARG:HG2	1:C:182:SER:N	2.09	0.68
1:A:109:LEU:HD11	1:A:111:LEU:HD13	1.75	0.68
1:E:109:LEU:HD11	1:E:111:LEU:HD13	1.75	0.67
1:E:157:SER:O	1:E:158:GLN:HB3	1.95	0.67
2:F:21:ASN:HB3	2:F:70:PHE:HE1	1.59	0.67
1:G:77:ASN:O	1:G:81:LEU:HD23	1.94	0.67
1:A:194:ARG:O	1:A:196:GLU:N	2.23	0.67
1:C:34:LEU:HD23	1:C:35:ARG:N	2.10	0.67
1:C:157:SER:O	1:C:159:ASP:N	2.27	0.66
1:C:77:ASN:O	1:C:81:LEU:HD23	1.95	0.66
1:G:60:TRP:CE3	1:G:60:TRP:HA	2.29	0.66
1:C:5:LEU:O	1:C:6:ARG:HD3	1.94	0.66
1:A:209:TYR:O	1:A:210:PRO:C	2.33	0.66
2:B:36:GLU:HB3	2:B:83:ASN:HB3	1.78	0.65
1:E:181:ARG:HG2	1:E:182:SER:N	2.12	0.65
1:G:251:LEU:H	1:G:251:LEU:CD2	2.10	0.65
2:H:21:ASN:HB3	2:H:70:PHE:HE1	1.61	0.65
2:B:54:LEU:HD11	2:B:62:PHE:CD2	2.31	0.65
1:G:181:ARG:HG2	1:G:182:SER:N	2.12	0.65
1:G:148:VAL:HG13	1:G:150:ASN:O	1.95	0.65
1:E:251:LEU:H	1:E:251:LEU:CD2	2.10	0.65
1:E:192:HIS:NE2	2:F:98:ASP:HB3	2.12	0.64
1:G:59:ASN:O	1:G:60:TRP:HB2	1.97	0.64
2:B:21:ASN:HB3	2:B:70:PHE:CE1	2.32	0.64
1:E:69:ILE:HB	1:E:158:GLN:HE22	1.62	0.64

*Continued on next page...*

*Continued from previous page...*

Atom-1	Atom-2	Interatomic distance (Å)	Clash overlap (Å)
2:D:31:HIS:HB3	2:D:32:PRO:CD	2.27	0.64
2:D:36:GLU:HB3	2:D:83:ASN:HB3	1.79	0.64
2:F:36:GLU:HB3	2:F:83:ASN:HB3	1.79	0.64
2:F:21:ASN:HB3	2:F:70:PHE:CE1	2.32	0.64
2:H:36:GLU:HB3	2:H:83:ASN:HB3	1.80	0.64
1:A:251:LEU:H	1:A:251:LEU:CD2	2.10	0.64
1:E:181:ARG:HD2	1:E:183:ASP:OD2	1.97	0.64
2:F:31:HIS:HB3	2:F:32:PRO:CD	2.26	0.64
1:E:77:ASN:O	1:E:81:LEU:HD23	1.98	0.64
1:A:52:LEU:O	1:A:54:GLN:N	2.31	0.63
1:C:251:LEU:H	1:C:251:LEU:CD2	2.11	0.63
1:C:59:ASN:O	1:C:60:TRP:HB2	1.97	0.63
2:H:21:ASN:HB3	2:H:70:PHE:CE1	2.33	0.63
1:A:181:ARG:HG2	1:A:182:SER:N	2.13	0.63
1:A:5:LEU:O	1:A:6:ARG:HD3	1.98	0.63
2:D:21:ASN:HB3	2:D:70:PHE:HE1	1.62	0.63
1:G:209:TYR:O	1:G:210:PRO:C	2.32	0.63
1:G:5:LEU:O	1:G:6:ARG:HD3	1.98	0.63
1:C:274:TRP:O	1:C:276:GLY:N	2.32	0.63
1:G:234:ARG:HD3	2:H:10:TYR:CZ	2.33	0.63
1:C:159:ASP:OD2	1:C:161:LYS:HB3	1.98	0.62
1:G:34:LEU:HD23	1:G:34:LEU:C	2.19	0.62
1:C:254:GLU:O	1:C:256:SER:N	2.32	0.62
1:G:194:ARG:HG2	1:G:196:GLU:HB2	1.82	0.62
2:D:21:ASN:HB3	2:D:70:PHE:CE1	2.34	0.62
1:G:192:HIS:NE2	2:H:98:ASP:HB3	2.15	0.62
1:A:77:ASN:O	1:A:81:LEU:HD23	2.00	0.62
1:E:110:CYS:HB3	1:E:133:CYS:O	1.98	0.62
1:G:148:VAL:HG23	1:G:165:SER:OG	1.99	0.62
1:G:194:ARG:HG2	1:G:196:GLU:OE1	2.00	0.62
1:E:274:TRP:O	1:E:276:GLY:N	2.33	0.61
1:E:194:ARG:HG2	1:E:196:GLU:HB2	1.82	0.61
1:A:194:ARG:HG2	1:A:196:GLU:OE1	2.00	0.61
1:A:34:LEU:HD23	1:A:34:LEU:C	2.20	0.61
1:G:274:TRP:O	1:G:276:GLY:N	2.33	0.61
1:G:153:VAL:N	1:G:154:PRO:HD2	2.15	0.61
1:E:194:ARG:HG2	1:E:196:GLU:OE1	2.00	0.61
2:B:31:HIS:HB3	2:B:32:PRO:CD	2.30	0.61
1:G:153:VAL:H	1:G:154:PRO:HD2	1.65	0.61
1:E:54:GLN:O	1:E:55:GLU:HB2	2.00	0.61
1:A:274:TRP:O	1:A:276:GLY:N	2.33	0.60

*Continued on next page...*

*Continued from previous page...*

Atom-1	Atom-2	Interatomic distance (Å)	Clash overlap (Å)
1:C:194:ARG:HG2	1:C:196:GLU:OE1	2.01	0.60
1:E:5:LEU:O	1:E:6:ARG:HD3	2.02	0.60
1:E:223:GLU:OE1	1:G:108:HIS:CE1	2.54	0.60
2:F:51:HIS:HB3	2:F:66:TYR:CD2	2.36	0.60
1:E:108:HIS:CE1	1:G:223:GLU:OE1	2.55	0.60
1:A:254:GLU:O	1:A:256:SER:N	2.34	0.60
1:E:49:ALA:O	1:E:54:GLN:NE2	2.32	0.60
1:G:233:THR:HG22	1:G:243:LYS:NZ	2.17	0.60
1:A:233:THR:HG22	1:A:243:LYS:NZ	2.15	0.60
1:E:223:GLU:CD	1:G:108:HIS:NE2	2.55	0.60
1:A:194:ARG:HG2	1:A:196:GLU:HB2	1.83	0.60
1:C:156:ILE:HA	1:C:163:HIS:HE1	1.66	0.60
2:H:54:LEU:HD11	2:H:62:PHE:CD2	2.37	0.59
1:A:191:ARG:HB2	1:A:274:TRP:HE1	1.67	0.59
1:C:194:ARG:HG2	1:C:196:GLU:HB2	1.84	0.59
1:E:233:THR:HG22	1:E:243:LYS:NZ	2.17	0.59
2:H:31:HIS:HB3	2:H:32:PRO:CD	2.32	0.59
1:A:159:ASP:OD1	1:A:161:LYS:HB3	2.02	0.59
1:C:233:THR:HG22	1:C:243:LYS:NZ	2.17	0.59
1:G:191:ARG:HB2	1:G:274:TRP:HE1	1.68	0.59
1:A:129:ASN:HB3	1:A:130:PRO:CD	2.33	0.59
1:G:60:TRP:HE3	1:G:60:TRP:HA	1.66	0.58
1:C:126:LEU:HD22	1:C:126:LEU:N	2.18	0.58
2:D:51:HIS:HB3	2:D:66:TYR:CD2	2.39	0.58
1:G:234:ARG:HD3	2:H:10:TYR:CE2	2.38	0.58
1:A:206:LEU:CD2	1:A:242:GLN:HB3	2.33	0.58
1:G:45:MET:CE	1:G:60:TRP:CD1	2.86	0.58
1:A:209:TYR:HB3	1:A:210:PRO:CD	2.33	0.58
1:C:209:TYR:HB3	1:C:210:PRO:CD	2.33	0.58
1:E:223:GLU:CD	1:G:108:HIS:CE1	2.77	0.58
2:B:51:HIS:HB3	2:B:66:TYR:CD2	2.39	0.58
1:E:34:LEU:HD23	1:E:34:LEU:C	2.23	0.58
2:F:23:LEU:HD23	2:F:39:LEU:HD13	1.86	0.58
2:B:23:LEU:HD23	2:B:39:LEU:HD13	1.86	0.57
1:E:254:GLU:O	1:E:256:SER:N	2.37	0.57
2:F:5:PRO:HB3	2:F:30:PHE:HB3	1.86	0.57
2:H:51:HIS:HB3	2:H:66:TYR:CD2	2.39	0.57
1:E:223:GLU:OE2	1:G:108:HIS:HE1	1.86	0.57
1:A:157:SER:O	1:A:159:ASP:N	2.38	0.57
1:E:112:TRP:O	1:E:130:PRO:HA	2.05	0.57
1:A:187:ALA:CB	1:A:272:LEU:HD11	2.34	0.57

*Continued on next page...*

*Continued from previous page...*

Atom-1	Atom-2	Interatomic distance (Å)	Clash overlap (Å)
2:D:59:ASP:O	2:D:60:TRP:HB2	2.04	0.56
2:F:54:LEU:HD11	2:F:62:PHE:CD2	2.40	0.56
1:G:187:ALA:CB	1:G:272:LEU:HD11	2.33	0.56
1:C:129:ASN:CB	1:C:130:PRO:CD	2.80	0.56
1:C:187:ALA:CB	1:C:272:LEU:HD11	2.33	0.56
1:E:209:TYR:HB3	1:E:210:PRO:CD	2.35	0.56
1:A:233:THR:HG22	1:A:243:LYS:CD	2.35	0.56
1:E:191:ARG:HB2	1:E:274:TRP:HE1	1.70	0.56
1:A:22:PHE:CD1	1:A:22:PHE:C	2.78	0.56
1:G:209:TYR:CB	1:G:210:PRO:HD3	2.36	0.56
1:A:209:TYR:CB	1:A:210:PRO:HD3	2.35	0.56
1:E:158:GLN:OE1	1:E:158:GLN:HA	2.05	0.56
1:E:22:PHE:C	1:E:22:PHE:CD1	2.79	0.56
1:G:156:ILE:HG12	1:G:157:SER:N	2.21	0.56
1:G:22:PHE:C	1:G:22:PHE:CD1	2.79	0.56
2:H:5:PRO:HB3	2:H:30:PHE:HB3	1.87	0.56
1:A:234:ARG:HD3	2:B:10:TYR:CZ	2.40	0.56
2:B:5:PRO:HB3	2:B:30:PHE:HB3	1.88	0.56
2:D:23:LEU:HD23	2:D:39:LEU:HD13	1.87	0.56
1:G:115:GLN:NE2	1:G:129:ASN:HD21	2.03	0.56
1:C:34:LEU:C	1:C:34:LEU:HD23	2.26	0.56
2:D:54:LEU:HD11	2:D:62:PHE:CD2	2.40	0.55
2:B:59:ASP:O	2:B:60:TRP:HB2	2.05	0.55
1:C:22:PHE:C	1:C:22:PHE:CD1	2.79	0.55
1:C:31:MET:HG2	1:C:209:TYR:OH	2.07	0.55
1:E:219:LEU:HB2	1:E:224:LEU:HD11	1.89	0.55
1:C:191:ARG:HB2	1:C:274:TRP:HE1	1.71	0.55
1:G:254:GLU:O	1:G:256:SER:N	2.39	0.55
1:G:45:MET:HE3	1:G:60:TRP:CD1	2.41	0.55
1:A:15:PRO:HD3	1:A:92:SER:HB2	1.89	0.54
1:E:223:GLU:OE1	1:G:108:HIS:NE2	2.40	0.54
1:A:7:TYR:OH	1:A:63:GLN:NE2	2.38	0.54
1:E:187:ALA:CB	1:E:272:LEU:HD11	2.33	0.54
1:E:234:ARG:HD3	2:F:10:TYR:CZ	2.41	0.54
1:E:156:ILE:HD13	1:E:159:ASP:HB3	1.89	0.54
1:E:209:TYR:CB	1:E:210:PRO:HD3	2.36	0.54
1:A:192:HIS:NE2	2:B:98:ASP:HB3	2.23	0.54
1:C:107:ARG:O	1:C:108:HIS:C	2.46	0.54
1:E:206:LEU:HD22	1:E:242:GLN:HB3	1.90	0.54
1:E:108:HIS:NE2	1:G:223:GLU:CD	2.61	0.54
1:A:3:HIS:HD2	1:A:29:ASP:OD2	1.90	0.53

*Continued on next page...*

*Continued from previous page...*

Atom-1	Atom-2	Interatomic distance (Å)	Clash overlap (Å)
1:C:112:TRP:O	1:C:130:PRO:HA	2.08	0.53
1:C:219:LEU:HB2	1:C:224:LEU:HD11	1.90	0.53
1:C:55:GLU:O	1:C:56:GLU:HB2	2.08	0.53
1:G:219:LEU:HB2	1:G:224:LEU:HD11	1.88	0.53
1:C:66:ILE:HD13	1:C:160:LEU:HA	1.90	0.53
1:C:14:ARG:HD3	1:C:19:GLU:O	2.09	0.53
1:E:249:VAL:HG22	1:E:257:TYR:CE2	2.43	0.53
2:F:5:PRO:CA	2:F:30:PHE:HB3	2.38	0.53
1:G:15:PRO:HD3	1:G:92:SER:HB2	1.89	0.53
1:G:209:TYR:HB3	1:G:210:PRO:CD	2.34	0.53
2:H:23:LEU:HD23	2:H:39:LEU:HD13	1.90	0.53
1:A:209:TYR:CG	1:A:210:PRO:N	2.76	0.53
1:C:56:GLU:HG2	1:C:58:ASP:H	1.73	0.53
2:F:59:ASP:O	2:F:60:TRP:HB2	2.09	0.53
1:C:187:ALA:HA	1:C:204:TRP:O	2.08	0.53
1:E:206:LEU:CD2	1:E:242:GLN:HB3	2.39	0.53
1:G:206:LEU:CD2	1:G:242:GLN:HB3	2.39	0.53
1:E:169:GLN:O	1:E:173:GLU:HG3	2.09	0.53
1:C:249:VAL:HG22	1:C:257:TYR:CE2	2.44	0.53
1:C:209:TYR:CB	1:C:210:PRO:HD3	2.34	0.53
2:D:5:PRO:HB3	2:D:30:PHE:HB3	1.89	0.53
1:A:249:VAL:HG22	1:A:257:TYR:CE2	2.43	0.53
1:E:108:HIS:NE2	1:G:223:GLU:OE2	2.42	0.53
1:A:206:LEU:HD22	1:A:242:GLN:HB3	1.89	0.53
1:C:3:HIS:HD2	1:C:29:ASP:OD2	1.92	0.53
1:E:251:LEU:N	1:E:251:LEU:HD22	2.21	0.53
1:C:169:GLN:O	1:C:173:GLU:HG3	2.09	0.52
1:G:107:ARG:O	1:G:108:HIS:C	2.47	0.52
1:G:233:THR:HG22	1:G:243:LYS:CD	2.37	0.52
1:C:273:ARG:HG2	1:C:273:ARG:NH1	2.25	0.52
1:E:187:ALA:HA	1:E:204:TRP:O	2.09	0.52
2:H:59:ASP:O	2:H:60:TRP:HB2	2.10	0.52
1:A:127:ASN:O	1:A:128:GLU:HB3	2.10	0.52
2:B:5:PRO:CA	2:B:30:PHE:HB3	2.39	0.52
1:G:194:ARG:CG	1:G:196:GLU:OE1	2.57	0.52
2:B:95:TRP:CD1	2:B:96:ASP:N	2.77	0.52
2:H:5:PRO:CA	2:H:30:PHE:HB3	2.39	0.52
1:A:194:ARG:CG	1:A:196:GLU:OE1	2.58	0.52
1:A:222:GLU:CG	1:C:150:ASN:OD1	2.56	0.52
1:E:66:ILE:HD13	1:E:160:LEU:HA	1.91	0.52
1:E:108:HIS:NE2	1:G:223:GLU:OE1	2.42	0.52

*Continued on next page...*



*Continued from previous page...*

Atom-1	Atom-2	Interatomic distance (Å)	Clash overlap (Å)
1:A:107:ARG:O	1:A:108:HIS:C	2.47	0.52
1:E:194:ARG:CG	1:E:196:GLU:OE1	2.57	0.52
1:E:9:TYR:HH	1:E:74:SER:HB3	1.72	0.52
1:G:206:LEU:HD22	1:G:242:GLN:HB3	1.90	0.52
1:E:107:ARG:O	1:E:108:HIS:C	2.47	0.52
1:G:249:VAL:HG22	1:G:257:TYR:CE2	2.43	0.52
1:G:28:VAL:O	1:G:29:ASP:HB2	2.10	0.52
1:A:219:LEU:HB2	1:A:224:LEU:HD11	1.90	0.51
1:G:3:HIS:HD2	1:G:29:ASP:OD2	1.92	0.51
1:A:127:ASN:O	1:A:128:GLU:CB	2.57	0.51
1:A:14:ARG:HD3	1:A:19:GLU:O	2.09	0.51
1:A:251:LEU:N	1:A:251:LEU:HD22	2.20	0.51
1:C:15:PRO:HD3	1:C:92:SER:HB2	1.92	0.51
1:C:56:GLU:CG	1:C:57:ALA:H	2.11	0.51
2:H:95:TRP:CD1	2:H:96:ASP:N	2.78	0.51
1:A:62:GLN:OE1	1:A:157:SER:HB2	2.10	0.51
1:C:178:ARG:HH11	1:C:178:ARG:CG	2.24	0.51
1:E:233:THR:HG22	1:E:243:LYS:CD	2.39	0.51
1:G:129:ASN:HB3	1:G:130:PRO:CD	2.37	0.51
1:A:14:ARG:NH1	1:A:19:GLU:O	2.40	0.51
1:E:14:ARG:NH1	1:E:19:GLU:O	2.43	0.51
1:E:15:PRO:HD3	1:E:92:SER:HB2	1.91	0.51
1:E:202:ARG:HG2	1:E:204:TRP:NE1	2.26	0.51
1:E:209:TYR:CG	1:E:210:PRO:N	2.78	0.51
1:G:93:HIS:HD2	1:G:119:ASP:OD2	1.94	0.51
1:A:66:ILE:HD13	1:A:160:LEU:HA	1.92	0.51
1:A:187:ALA:HA	1:A:204:TRP:O	2.11	0.51
1:C:194:ARG:CG	1:C:196:GLU:OE1	2.59	0.51
2:D:5:PRO:CA	2:D:30:PHE:HB3	2.41	0.51
1:C:59:ASN:HB2	1:C:61:GLU:CG	2.38	0.51
1:E:55:GLU:O	1:E:57:ALA:N	2.43	0.51
1:E:14:ARG:HD3	1:E:19:GLU:O	2.09	0.51
1:G:273:ARG:NH1	1:G:273:ARG:HG2	2.26	0.51
1:A:108:HIS:HE2	1:C:223:GLU:CD	2.13	0.51
1:E:55:GLU:C	1:E:57:ALA:N	2.62	0.51
2:F:95:TRP:CD1	2:F:96:ASP:N	2.78	0.51
1:G:178:ARG:CG	1:G:178:ARG:HH11	2.24	0.51
1:A:169:GLN:O	1:A:173:GLU:HG3	2.11	0.50
1:C:192:HIS:NE2	2:D:98:ASP:HB3	2.26	0.50
1:C:234:ARG:HD3	2:D:10:TYR:CZ	2.46	0.50
1:G:14:ARG:HD3	1:G:19:GLU:O	2.11	0.50

*Continued on next page...*

*Continued from previous page...*

Atom-1	Atom-2	Interatomic distance (Å)	Clash overlap (Å)
1:E:7:TYR:OH	1:E:63:GLN:NE2	2.42	0.50
1:A:129:ASN:CB	1:A:130:PRO:CD	2.88	0.50
1:A:31:MET:HG2	1:A:209:TYR:OH	2.11	0.50
1:A:208:PHE:CE1	1:A:241:PHE:HB2	2.46	0.50
1:A:93:HIS:HD2	1:A:119:ASP:OD2	1.93	0.50
1:C:14:ARG:NH1	1:C:19:GLU:O	2.42	0.50
1:E:52:LEU:O	1:E:54:GLN:HG3	2.11	0.50
1:G:66:ILE:HD13	1:G:160:LEU:HA	1.93	0.50
1:C:250:PRO:HB2	1:C:253:LYS:HG3	1.94	0.50
1:E:273:ARG:NH1	1:E:273:ARG:HG2	2.26	0.50
1:E:82:VAL:O	1:E:86:ASN:N	2.45	0.50
1:G:209:TYR:CG	1:G:210:PRO:N	2.75	0.50
1:A:223:GLU:OE2	1:C:108:HIS:CE1	2.65	0.50
1:E:93:HIS:HD2	1:E:119:ASP:OD2	1.94	0.50
1:G:251:LEU:N	1:G:251:LEU:HD22	2.20	0.50
1:G:238:ASP:HB3	2:H:12:ARG:HD2	1.94	0.50
1:C:233:THR:HG22	1:C:243:LYS:CD	2.39	0.50
1:G:202:ARG:HG2	1:G:204:TRP:NE1	2.26	0.50
1:C:59:ASN:C	1:C:61:GLU:H	2.15	0.50
1:E:238:ASP:HB3	2:F:12:ARG:HD2	1.94	0.50
1:A:54:GLN:HA	1:A:54:GLN:HE21	1.76	0.50
1:C:122:ASP:O	1:C:124:PRO:HD3	2.12	0.50
1:C:181:ARG:CG	1:C:182:SER:N	2.74	0.49
1:C:209:TYR:CG	1:C:210:PRO:N	2.76	0.49
2:H:24:ASN:HD22	2:H:67:TYR:HB3	1.77	0.49
1:A:28:VAL:O	1:A:29:ASP:HB2	2.12	0.49
1:A:82:VAL:O	1:A:86:ASN:N	2.45	0.49
2:D:95:TRP:CD1	2:D:96:ASP:N	2.80	0.49
1:E:215:LEU:CD2	1:E:261:VAL:HG22	2.42	0.49
2:F:39:LEU:CD1	2:F:68:THR:HG22	2.42	0.49
1:A:234:ARG:HD3	2:B:10:TYR:CE2	2.47	0.49
1:A:215:LEU:CD2	1:A:261:VAL:HG22	2.41	0.49
1:C:153:VAL:O	1:C:154:PRO:O	2.30	0.49
1:C:273:ARG:HG2	1:C:273:ARG:HH11	1.76	0.49
1:C:7:TYR:OH	1:C:63:GLN:NE2	2.42	0.49
1:E:9:TYR:HB3	1:E:97:TRP:HB3	1.94	0.49
1:G:169:GLN:O	1:G:173:GLU:HG3	2.12	0.49
1:G:273:ARG:HH11	1:G:273:ARG:HG2	1.78	0.49
1:C:209:TYR:CB	1:C:210:PRO:CD	2.90	0.49
1:E:3:HIS:HD2	1:E:29:ASP:OD2	1.95	0.49
1:A:223:GLU:OE1	1:C:108:HIS:NE2	2.46	0.49

*Continued on next page...*

*Continued from previous page...*

Atom-1	Atom-2	Interatomic distance (Å)	Clash overlap (Å)
1:E:234:ARG:HD3	2:F:10:TYR:CE2	2.48	0.49
1:G:250:PRO:HB2	1:G:253:LYS:HG3	1.93	0.49
1:G:9:TYR:HB3	1:G:97:TRP:HB3	1.94	0.49
1:G:187:ALA:HA	1:G:204:TRP:O	2.12	0.49
1:G:208:PHE:CE1	1:G:241:PHE:HB2	2.47	0.49
1:A:150:ASN:O	1:A:151:SER:HB2	2.13	0.49
1:A:157:SER:O	1:A:158:GLN:C	2.51	0.49
2:B:39:LEU:CD1	2:B:68:THR:HG22	2.42	0.49
1:E:53:GLU:O	1:E:55:GLU:N	2.45	0.49
2:F:24:ASN:HD22	2:F:67:TYR:HB3	1.78	0.49
1:A:181:ARG:CG	1:A:182:SER:N	2.76	0.49
1:C:65:ARG:NH1	1:C:157:SER:HB2	2.28	0.49
1:G:14:ARG:NH1	1:G:19:GLU:O	2.42	0.49
1:G:82:VAL:O	1:G:86:ASN:N	2.46	0.49
2:B:24:ASN:HD22	2:B:67:TYR:HB3	1.78	0.49
2:B:70:PHE:CD1	2:B:70:PHE:C	2.86	0.49
1:C:61:GLU:O	1:C:62:GLN:C	2.51	0.48
1:G:181:ARG:CG	1:G:182:SER:N	2.76	0.48
1:C:93:HIS:HD2	1:C:119:ASP:OD2	1.95	0.48
2:F:54:LEU:HA	2:F:64:LEU:CD2	2.44	0.48
1:G:150:ASN:HB3	1:G:153:VAL:CG2	2.40	0.48
1:C:206:LEU:CD2	1:C:242:GLN:HB3	2.43	0.48
1:A:273:ARG:NH1	1:A:273:ARG:HG2	2.27	0.48
1:G:153:VAL:O	1:G:155:HIS:CE1	2.67	0.48
1:A:129:ASN:CG	1:A:130:PRO:HD3	2.34	0.48
1:A:238:ASP:HB3	2:B:12:ARG:HD2	1.95	0.48
1:C:274:TRP:HE3	1:C:274:TRP:O	1.97	0.48
1:A:45:MET:HE3	1:A:60:TRP:CD1	2.48	0.48
1:C:150:ASN:HB3	1:C:153:VAL:HG21	1.96	0.48
1:E:178:ARG:CG	1:E:178:ARG:HH11	2.26	0.48
1:E:28:VAL:O	1:E:29:ASP:HB2	2.13	0.48
1:A:209:TYR:CB	1:A:210:PRO:CD	2.91	0.48
1:A:250:PRO:HB2	1:A:253:LYS:HG3	1.95	0.48
1:C:82:VAL:O	1:C:86:ASN:N	2.46	0.48
1:E:181:ARG:CG	1:E:182:SER:N	2.77	0.48
1:E:53:GLU:O	1:E:54:GLN:C	2.51	0.48
1:G:109:LEU:CD1	1:G:111:LEU:HD13	2.43	0.48
1:C:202:ARG:HG2	1:C:204:TRP:NE1	2.29	0.48
2:D:54:LEU:HA	2:D:64:LEU:CD2	2.44	0.48
1:G:215:LEU:CD2	1:G:261:VAL:HG22	2.44	0.48
1:C:208:PHE:CE1	1:C:241:PHE:HB2	2.49	0.48

*Continued on next page...*

*Continued from previous page...*

Atom-1	Atom-2	Interatomic distance (Å)	Clash overlap (Å)
1:C:206:LEU:HD22	1:C:242:GLN:HB3	1.95	0.48
1:E:273:ARG:HH11	1:E:273:ARG:HG2	1.78	0.48
2:H:31:HIS:O	2:H:33:SER:N	2.47	0.48
2:H:54:LEU:HA	2:H:64:LEU:CD2	2.44	0.48
1:C:125:THR:HB	1:C:127:ASN:OD1	2.14	0.48
2:D:31:HIS:O	2:D:33:SER:N	2.47	0.48
1:E:208:PHE:CE1	1:E:241:PHE:HB2	2.48	0.48
2:H:40:LEU:HD23	2:H:45:ARG:HA	1.96	0.48
1:C:170:LYS:O	1:C:174:LYS:HG2	2.14	0.47
1:E:223:GLU:OE2	1:G:108:HIS:NE2	2.47	0.47
1:E:215:LEU:HD22	1:E:261:VAL:HG22	1.96	0.47
2:F:31:HIS:O	2:F:33:SER:N	2.47	0.47
1:C:156:ILE:HD12	1:C:156:ILE:C	2.35	0.47
1:G:274:TRP:HE3	1:G:274:TRP:O	1.97	0.47
1:A:202:ARG:HG2	1:A:204:TRP:NE1	2.29	0.47
1:A:219:LEU:HB3	1:A:224:LEU:HD21	1.96	0.47
2:B:54:LEU:HA	2:B:64:LEU:CD2	2.43	0.47
2:D:39:LEU:CD1	2:D:68:THR:HG22	2.43	0.47
1:E:54:GLN:O	1:E:55:GLU:CB	2.61	0.47
1:G:219:LEU:HB3	1:G:224:LEU:HD21	1.96	0.47
1:A:209:TYR:C	1:A:209:TYR:CD1	2.86	0.47
1:C:126:LEU:CD2	1:C:126:LEU:N	2.77	0.47
2:D:70:PHE:CD1	2:D:70:PHE:C	2.87	0.47
1:E:9:TYR:OH	1:E:74:SER:CB	2.58	0.47
2:F:40:LEU:HD23	2:F:45:ARG:HA	1.96	0.47
1:E:219:LEU:HB3	1:E:224:LEU:HD21	1.96	0.47
2:F:70:PHE:C	2:F:70:PHE:CD1	2.87	0.47
1:E:203:CYS:HB2	1:E:217:TRP:CZ2	2.50	0.47
1:E:55:GLU:C	1:E:57:ALA:H	2.18	0.47
1:A:273:ARG:HH11	1:A:273:ARG:HG2	1.79	0.47
1:A:9:TYR:HB3	1:A:97:TRP:HB3	1.95	0.47
1:C:215:LEU:CD2	1:C:261:VAL:HG22	2.44	0.47
1:G:31:MET:HG2	1:G:209:TYR:OH	2.14	0.47
1:G:9:TYR:OH	1:G:74:SER:CB	2.61	0.47
1:C:178:ARG:NH1	1:C:178:ARG:HG2	2.30	0.47
1:E:209:TYR:CB	1:E:210:PRO:CD	2.92	0.47
1:E:61:GLU:O	1:E:62:GLN:C	2.53	0.47
1:G:122:ASP:O	1:G:124:PRO:HD3	2.14	0.47
2:H:39:LEU:CD1	2:H:68:THR:HG22	2.45	0.47
1:A:103:VAL:HG12	1:A:104:GLU:N	2.30	0.47
1:C:131:SER:O	1:C:132:SER:HB3	2.15	0.47

*Continued on next page...*

*Continued from previous page...*

Atom-1	Atom-2	Interatomic distance (Å)	Clash overlap (Å)
1:A:61:GLU:O	1:A:62:GLN:C	2.52	0.47
1:C:129:ASN:HB3	1:C:130:PRO:HD2	1.90	0.47
1:C:9:TYR:HB3	1:C:97:TRP:HB3	1.96	0.47
1:E:169:GLN:OE1	1:E:169:GLN:HA	2.15	0.47
1:A:52:LEU:C	1:A:54:GLN:H	2.17	0.46
1:E:157:SER:OG	1:E:157:SER:O	2.21	0.46
2:F:5:PRO:HA	2:F:30:PHE:HB3	1.98	0.46
2:H:70:PHE:CD1	2:H:70:PHE:C	2.87	0.46
1:G:274:TRP:O	1:G:274:TRP:CE3	2.68	0.46
1:G:54:GLN:O	1:G:55:GLU:C	2.54	0.46
2:D:24:ASN:HD22	2:D:67:TYR:HB3	1.81	0.46
1:E:250:PRO:HB2	1:E:253:LYS:HG3	1.96	0.46
1:A:178:ARG:HH12	1:A:181:ARG:CZ	2.29	0.46
1:A:191:ARG:C	1:A:192:HIS:HD1	2.19	0.46
2:D:40:LEU:HD23	2:D:45:ARG:HA	1.98	0.46
2:B:31:HIS:O	2:B:33:SER:N	2.49	0.46
1:E:274:TRP:HE3	1:E:274:TRP:O	1.97	0.46
1:A:178:ARG:HH11	1:A:178:ARG:CG	2.29	0.46
1:A:25:VAL:HG11	1:A:27:TYR:HE1	1.80	0.46
2:H:24:ASN:ND2	2:H:67:TYR:HB3	2.31	0.46
1:C:274:TRP:CE3	1:C:274:TRP:O	2.69	0.46
1:E:103:VAL:HG12	1:E:104:GLU:N	2.31	0.46
1:G:187:ALA:O	1:G:188:HIS:HB3	2.15	0.46
2:H:5:PRO:CB	2:H:30:PHE:HB3	2.46	0.46
2:B:5:PRO:HA	2:B:30:PHE:HB3	1.98	0.46
2:F:24:ASN:ND2	2:F:67:TYR:HB3	2.31	0.46
1:G:159:ASP:OD2	1:G:162:SER:OG	2.27	0.46
1:G:170:LYS:O	1:G:174:LYS:HG2	2.16	0.46
1:G:173:GLU:O	1:G:176:LYS:HE3	2.16	0.46
1:E:6:ARG:NH2	1:E:102:ASP:OD1	2.47	0.46
1:A:273:ARG:O	1:A:274:TRP:C	2.54	0.46
1:E:274:TRP:CE3	1:E:274:TRP:O	2.69	0.46
1:G:209:TYR:CB	1:G:210:PRO:CD	2.91	0.46
2:B:40:LEU:HD23	2:B:45:ARG:HA	1.98	0.45
1:C:103:VAL:HG12	1:C:104:GLU:N	2.31	0.45
1:C:273:ARG:O	1:C:274:TRP:C	2.54	0.45
1:C:25:VAL:HG11	1:C:27:TYR:HE1	1.81	0.45
2:F:5:PRO:CB	2:F:30:PHE:HB3	2.45	0.45
1:G:61:GLU:O	1:G:62:GLN:C	2.53	0.45
1:A:170:LYS:O	1:A:174:LYS:HG2	2.16	0.45
1:A:203:CYS:HB2	1:A:217:TRP:CZ2	2.51	0.45

*Continued on next page...*

*Continued from previous page...*

Atom-1	Atom-2	Interatomic distance (Å)	Clash overlap (Å)
1:E:228:MET:HG3	1:E:246:ALA:O	2.15	0.45
1:A:172:LEU:HD22	1:A:180:LEU:HD21	1.97	0.45
1:A:56:GLU:O	1:A:57:ALA:HB2	2.17	0.45
1:C:28:VAL:O	1:C:29:ASP:HB2	2.16	0.45
1:G:115:GLN:HE21	1:G:129:ASN:HD21	1.64	0.45
1:A:109:LEU:CD1	1:A:111:LEU:HD13	2.45	0.45
1:A:60:TRP:HZ3	1:A:167:LEU:HD23	1.82	0.45
1:E:31:MET:HG2	1:E:209:TYR:OH	2.16	0.45
1:E:185:PRO:HD2	1:E:266:LEU:HD21	1.99	0.45
1:E:223:GLU:OE2	1:G:134:THR:HB	2.15	0.45
1:G:209:TYR:CD1	1:G:209:TYR:C	2.86	0.45
1:G:233:THR:HG22	1:G:243:LYS:HZ2	1.80	0.45
1:C:159:ASP:HB3	1:C:162:SER:OG	2.16	0.45
1:C:251:LEU:HD22	1:C:251:LEU:N	2.22	0.45
1:E:158:GLN:O	1:E:158:GLN:HG3	2.16	0.45
1:G:131:SER:OG	1:G:132:SER:N	2.49	0.45
1:A:233:THR:HG22	1:A:243:LYS:HZ2	1.82	0.45
2:B:5:PRO:CB	2:B:30:PHE:HB3	2.47	0.45
1:C:234:ARG:HD3	2:D:10:TYR:CE2	2.52	0.45
1:E:273:ARG:O	1:E:274:TRP:C	2.55	0.45
1:C:236:ALA:O	2:D:12:ARG:HD3	2.17	0.45
1:A:228:MET:HG3	1:A:246:ALA:O	2.17	0.45
1:A:234:ARG:H	1:A:234:ARG:HG3	1.67	0.45
1:A:274:TRP:O	1:A:274:TRP:HE3	1.99	0.45
1:C:109:LEU:CD1	1:C:111:LEU:HD13	2.44	0.45
1:G:172:LEU:HD22	1:G:180:LEU:HD21	1.98	0.45
1:G:25:VAL:HG11	1:G:27:TYR:HE1	1.82	0.45
1:E:191:ARG:C	1:E:192:HIS:HD1	2.21	0.45
1:E:209:TYR:CD1	1:E:209:TYR:C	2.88	0.44
1:C:169:GLN:HA	1:C:169:GLN:OE1	2.16	0.44
1:C:175:GLY:O	1:C:176:LYS:C	2.55	0.44
1:C:236:ALA:O	2:D:12:ARG:CD	2.64	0.44
1:C:185:PRO:HD2	1:C:266:LEU:HD21	2.00	0.44
1:E:220:ASN:HD22	1:E:220:ASN:HA	1.54	0.44
1:G:59:ASN:C	1:G:61:GLU:H	2.20	0.44
2:H:5:PRO:HA	2:H:30:PHE:HB3	1.99	0.44
1:C:172:LEU:HD22	1:C:180:LEU:HD21	1.99	0.44
1:C:219:LEU:HB3	1:C:224:LEU:HD21	1.99	0.44
1:C:228:MET:HG3	1:C:246:ALA:O	2.17	0.44
1:E:170:LYS:O	1:E:174:LYS:HG2	2.18	0.44
1:E:24:ILE:HD12	1:E:67:VAL:HG13	1.99	0.44

*Continued on next page...*

*Continued from previous page...*

Atom-1	Atom-2	Interatomic distance (Å)	Clash overlap (Å)
2:F:27:VAL:HG12	2:F:30:PHE:CD2	2.52	0.44
1:C:187:ALA:O	1:C:188:HIS:HB3	2.16	0.44
1:A:274:TRP:O	1:A:274:TRP:CE3	2.71	0.44
1:C:173:GLU:O	1:C:176:LYS:HE3	2.17	0.44
1:C:178:ARG:HH12	1:C:181:ARG:CZ	2.31	0.44
1:E:109:LEU:CD1	1:E:111:LEU:HD13	2.47	0.44
1:C:4:SER:HB3	1:C:102:ASP:OD1	2.18	0.44
1:G:191:ARG:C	1:G:192:HIS:HD1	2.21	0.44
1:G:22:PHE:HD1	1:G:23:ILE:N	2.15	0.44
1:G:273:ARG:O	1:G:274:TRP:C	2.55	0.44
1:A:175:GLY:O	1:A:176:LYS:C	2.56	0.44
1:E:234:ARG:HG3	1:E:234:ARG:H	1.65	0.44
1:A:215:LEU:HD22	1:A:261:VAL:HG22	1.99	0.44
1:G:234:ARG:H	1:G:234:ARG:HG3	1.65	0.44
1:G:45:MET:O	1:G:49:ALA:C	2.56	0.44
1:G:53:GLU:HB2	1:G:174:LYS:HD2	2.00	0.44
1:A:185:PRO:HD2	1:A:266:LEU:HD21	1.99	0.44
1:G:120:SER:HB2	2:H:31:HIS:NE2	2.32	0.44
2:D:41:LYS:O	2:D:42:ASN:HB2	2.18	0.43
1:A:55:GLU:HA	1:A:58:ASP:HB2	2.00	0.43
2:B:54:LEU:HA	2:B:64:LEU:HD21	2.00	0.43
1:C:45:MET:O	1:C:49:ALA:C	2.56	0.43
1:E:24:ILE:N	1:E:36:PHE:O	2.50	0.43
2:F:27:VAL:O	2:F:63:TYR:HA	2.19	0.43
2:B:24:ASN:ND2	2:B:67:TYR:HB3	2.32	0.43
1:G:169:GLN:OE1	1:G:169:GLN:HA	2.18	0.43
1:G:228:MET:HG3	1:G:246:ALA:O	2.18	0.43
1:G:234:ARG:NH1	2:H:10:TYR:CG	2.87	0.43
1:C:205:ALA:O	1:C:206:LEU:HD23	2.19	0.43
1:G:115:GLN:HG2	1:G:129:ASN:OD1	2.18	0.43
1:G:175:GLY:O	1:G:176:LYS:C	2.56	0.43
1:A:22:PHE:HD1	1:A:23:ILE:N	2.16	0.43
1:E:53:GLU:O	1:E:55:GLU:CG	2.49	0.43
1:G:7:TYR:OH	1:G:63:GLN:NE2	2.43	0.43
2:B:41:LYS:O	2:B:42:ASN:HB2	2.19	0.43
1:C:175:GLY:O	1:C:178:ARG:N	2.51	0.43
1:C:209:TYR:C	1:C:209:TYR:CD1	2.88	0.43
1:C:230:LEU:HA	1:C:230:LEU:HD23	1.83	0.43
1:C:56:GLU:CD	1:C:58:ASP:HB3	2.39	0.43
1:E:25:VAL:HG11	1:E:27:TYR:HE1	1.84	0.43
1:G:12:VAL:HG22	1:G:94:THR:HG22	2.01	0.43

*Continued on next page...*

*Continued from previous page...*

Atom-1	Atom-2	Interatomic distance (Å)	Clash overlap (Å)
1:G:238:ASP:HB3	2:H:12:ARG:CD	2.48	0.43
1:G:215:LEU:HD22	1:G:261:VAL:HG22	1.99	0.43
1:C:6:ARG:NH2	1:C:102:ASP:OD1	2.50	0.43
1:C:191:ARG:C	1:C:192:HIS:HD1	2.20	0.43
1:E:123:LEU:O	1:E:124:PRO:C	2.57	0.43
1:E:172:LEU:HD22	1:E:180:LEU:HD21	2.01	0.43
1:E:60:TRP:O	1:E:64:THR:HG23	2.18	0.43
1:G:203:CYS:HB2	1:G:217:TRP:CZ2	2.52	0.43
2:D:5:PRO:HA	2:D:30:PHE:HB3	2.00	0.43
1:E:156:ILE:HD13	1:E:159:ASP:CB	2.48	0.43
1:G:220:ASN:HD22	1:G:220:ASN:HA	1.55	0.43
1:E:219:LEU:HD13	1:E:257:TYR:CE1	2.54	0.43
1:G:167:LEU:O	1:G:171:TYR:HD2	2.02	0.43
2:B:27:VAL:HG12	2:B:30:PHE:CD2	2.54	0.43
1:C:134:THR:HG21	1:C:150:ASN:HD22	1.84	0.43
1:C:203:CYS:HB2	1:C:217:TRP:CZ2	2.53	0.43
1:A:219:LEU:HD13	1:A:257:TYR:CE1	2.54	0.42
2:D:31:HIS:CB	2:D:32:PRO:CD	2.96	0.42
1:G:4:SER:HB3	1:G:102:ASP:OD1	2.19	0.42
1:G:178:ARG:NH1	1:G:178:ARG:HG2	2.33	0.42
2:H:54:LEU:HA	2:H:64:LEU:HD21	2.01	0.42
1:A:105:PRO:C	1:A:107:ARG:H	2.22	0.42
1:A:60:TRP:HA	1:A:60:TRP:CE3	2.53	0.42
1:C:225:THR:C	1:C:227:ASP:H	2.23	0.42
1:E:187:ALA:O	1:E:188:HIS:HB3	2.18	0.42
1:G:103:VAL:HG12	1:G:104:GLU:N	2.33	0.42
1:G:178:ARG:HH12	1:G:181:ARG:CZ	2.32	0.42
1:A:230:LEU:HA	1:A:230:LEU:HD23	1.87	0.42
1:C:125:THR:HG22	1:C:127:ASN:HD21	1.85	0.42
1:C:233:THR:HG22	1:C:243:LYS:HZ2	1.84	0.42
1:C:181:ARG:NH2	1:C:209:TYR:CE1	2.87	0.42
2:D:24:ASN:ND2	2:D:67:TYR:HB3	2.34	0.42
1:E:172:LEU:HA	1:E:172:LEU:HD23	1.91	0.42
1:G:12:VAL:HG13	1:G:94:THR:HG22	2.01	0.42
1:G:185:PRO:HD2	1:G:266:LEU:HD21	2.00	0.42
1:A:154:PRO:HB2	1:A:156:ILE:HG22	2.02	0.42
1:E:178:ARG:HG2	1:E:178:ARG:NH1	2.34	0.42
1:G:93:HIS:CD2	1:G:119:ASP:OD2	2.73	0.42
2:H:27:VAL:HG12	2:H:30:PHE:CD2	2.55	0.42
1:E:22:PHE:HD1	1:E:23:ILE:N	2.18	0.42
2:H:25:CYS:HB2	2:H:39:LEU:HD21	2.02	0.42

*Continued on next page...*



*Continued from previous page...*

Atom-1	Atom-2	Interatomic distance (Å)	Clash overlap (Å)
1:A:187:ALA:O	1:A:188:HIS:HB3	2.19	0.42
1:A:117:ALA:HB2	2:B:60:TRP:CE2	2.55	0.42
1:A:6:ARG:NH2	1:A:102:ASP:OD1	2.48	0.42
2:F:54:LEU:HA	2:F:64:LEU:HD21	2.00	0.42
1:A:4:SER:HB3	1:A:102:ASP:OD1	2.20	0.42
1:A:169:GLN:OE1	1:A:169:GLN:HA	2.20	0.42
1:A:173:GLU:O	1:A:176:LYS:HE3	2.18	0.42
2:B:27:VAL:O	2:B:63:TYR:HA	2.20	0.42
1:E:178:ARG:CG	1:E:178:ARG:NH1	2.83	0.42
1:E:96:GLN:NE2	2:F:31:HIS:NE2	2.67	0.42
1:G:219:LEU:HD13	1:G:257:TYR:CE1	2.54	0.42
1:C:178:ARG:NH1	1:C:178:ARG:CG	2.81	0.41
2:D:5:PRO:CB	2:D:30:PHE:HB3	2.49	0.41
1:E:58:ASP:O	1:E:59:ASN:C	2.57	0.41
1:A:14:ARG:CD	1:A:19:GLU:O	2.68	0.41
1:A:25:VAL:CG1	1:A:27:TYR:CE1	3.03	0.41
2:D:7:ILE:HG22	2:D:8:GLN:N	2.35	0.41
1:G:225:THR:C	1:G:227:ASP:H	2.23	0.41
1:G:45:MET:HE1	1:G:60:TRP:CD1	2.55	0.41
1:C:255:GLN:NE2	1:C:274:TRP:HB3	2.36	0.41
1:C:25:VAL:CG1	1:C:27:TYR:CE1	3.04	0.41
1:C:58:ASP:OD1	1:C:58:ASP:O	2.38	0.41
2:D:54:LEU:HA	2:D:64:LEU:HD21	2.01	0.41
1:E:178:ARG:HH12	1:E:181:ARG:CZ	2.33	0.41
1:E:8:PHE:N	1:E:8:PHE:CD1	2.88	0.41
1:A:238:ASP:HB3	2:B:12:ARG:CD	2.51	0.41
2:F:25:CYS:HB2	2:F:39:LEU:HD21	2.03	0.41
1:G:179:LEU:HA	1:G:179:LEU:HD23	1.91	0.41
1:G:59:ASN:CG	1:G:60:TRP:N	2.74	0.41
1:C:181:ARG:HG2	1:C:182:SER:H	1.82	0.41
1:E:225:THR:C	1:E:227:ASP:H	2.23	0.41
2:H:41:LYS:O	2:H:42:ASN:HB2	2.20	0.41
1:A:8:PHE:CD1	1:A:8:PHE:N	2.89	0.41
1:A:12:VAL:HG22	1:A:94:THR:HG22	2.03	0.41
1:C:215:LEU:HD22	1:C:261:VAL:HG22	2.02	0.41
1:C:220:ASN:HD22	1:C:220:ASN:HA	1.54	0.41
1:E:52:LEU:C	1:E:54:GLN:N	2.74	0.41
1:G:163:HIS:O	1:G:164:CYS:C	2.57	0.41
1:A:167:LEU:O	1:A:171:TYR:HD2	2.03	0.41
1:C:69:ILE:O	1:C:70:GLN:C	2.59	0.41
1:C:9:TYR:OH	1:C:74:SER:CB	2.61	0.41

*Continued on next page...*

*Continued from previous page...*

Atom-1	Atom-2	Interatomic distance (Å)	Clash overlap (Å)
1:E:175:GLY:O	1:E:176:LYS:C	2.58	0.41
1:E:230:LEU:HD23	1:E:230:LEU:HA	1.88	0.41
1:G:105:PRO:C	1:G:107:ARG:H	2.23	0.41
1:G:172:LEU:HD23	1:G:172:LEU:HA	1.88	0.41
1:A:52:LEU:C	1:A:54:GLN:N	2.74	0.41
2:B:25:CYS:HB2	2:B:39:LEU:HD21	2.03	0.41
1:C:14:ARG:CD	1:C:19:GLU:O	2.68	0.41
1:E:105:PRO:C	1:E:107:ARG:H	2.24	0.41
1:E:108:HIS:CE1	1:E:134:THR:HG22	2.56	0.41
1:E:69:ILE:HB	1:E:158:GLN:NE2	2.33	0.41
1:G:8:PHE:CD1	1:G:8:PHE:N	2.89	0.41
1:G:263:HIS:CG	1:G:264:GLU:N	2.89	0.41
1:A:238:ASP:HB3	2:B:12:ARG:NE	2.36	0.41
1:A:255:GLN:NE2	1:A:274:TRP:HB3	2.35	0.41
1:A:45:MET:O	1:A:49:ALA:C	2.58	0.41
1:C:12:VAL:HG13	1:C:94:THR:HG22	2.02	0.41
1:G:157:SER:C	1:G:159:ASP:H	2.24	0.41
1:G:14:ARG:CD	1:G:19:GLU:O	2.69	0.41
1:G:22:PHE:CD1	1:G:23:ILE:N	2.89	0.41
1:A:178:ARG:NH1	1:A:181:ARG:CZ	2.84	0.41
1:A:25:VAL:CG1	1:A:27:TYR:HE1	2.34	0.41
1:C:234:ARG:HG3	1:C:234:ARG:H	1.62	0.41
1:C:219:LEU:HD13	1:C:257:TYR:CE1	2.56	0.41
1:C:59:ASN:OD1	1:C:59:ASN:N	2.53	0.41
1:E:263:HIS:CG	1:E:264:GLU:N	2.89	0.41
1:E:4:SER:HB3	1:E:102:ASP:OD1	2.21	0.41
1:G:156:ILE:HG12	1:G:157:SER:H	1.86	0.41
1:C:22:PHE:HD1	1:C:23:ILE:N	2.19	0.40
2:B:54:LEU:HD11	2:B:62:PHE:HD2	1.79	0.40
1:C:105:PRO:C	1:C:107:ARG:H	2.24	0.40
1:G:192:HIS:HA	1:G:193:PRO:HD2	1.96	0.40
1:G:274:TRP:C	1:G:274:TRP:CE3	2.95	0.40
1:G:6:ARG:HD3	1:G:6:ARG:HA	1.83	0.40
2:D:25:CYS:HB2	2:D:39:LEU:HD21	2.04	0.40
1:E:14:ARG:CD	1:E:19:GLU:O	2.69	0.40
1:G:25:VAL:CG1	1:G:27:TYR:CE1	3.04	0.40
2:H:27:VAL:O	2:H:63:TYR:HA	2.21	0.40
1:A:153:VAL:HG13	1:A:163:HIS:NE2	2.37	0.40
1:A:191:ARG:HB2	1:A:274:TRP:NE1	2.35	0.40
1:A:225:THR:C	1:A:227:ASP:H	2.24	0.40
1:E:181:ARG:HG2	1:E:182:SER:H	1.85	0.40

*Continued on next page...*

Continued from previous page...

Atom-1	Atom-2	Interatomic distance (Å)	Clash overlap (Å)
1:G:153:VAL:N	1:G:154:PRO:CD	2.82	0.40
1:G:243:LYS:HG2	1:G:244:TRP:N	2.36	0.40
1:G:39:LYS:NZ	1:G:39:LYS:HA	2.37	0.40
1:A:263:HIS:CG	1:A:264:GLU:N	2.90	0.40
1:C:242:GLN:NE2	2:D:12:ARG:O	2.53	0.40
1:E:156:ILE:HG23	1:E:159:ASP:H	1.87	0.40
1:E:6:ARG:HD3	1:E:6:ARG:HA	1.82	0.40
1:G:238:ASP:HB3	2:H:12:ARG:NE	2.35	0.40

There are no symmetry-related clashes.

## 5.3 Torsion angles [i](#)

### 5.3.1 Protein backbone [i](#)

In the following table, the Percentiles column shows the percent Ramachandran outliers of the chain as a percentile score with respect to all X-ray entries followed by that with respect to entries of similar resolution.

The Analysed column shows the number of residues for which the backbone conformation was analysed, and the total number of residues.

Mol	Chain	Analysed	Favoured	Allowed	Outliers	Percentiles	
1	A	258/260 (99%)	204 (79%)	32 (12%)	22 (8%)	1	5
1	C	258/260 (99%)	204 (79%)	31 (12%)	23 (9%)	1	4
1	E	250/260 (96%)	200 (80%)	30 (12%)	20 (8%)	1	5
1	G	258/260 (99%)	202 (78%)	35 (14%)	21 (8%)	1	5
2	B	97/99 (98%)	87 (90%)	7 (7%)	3 (3%)	4	23
2	D	97/99 (98%)	87 (90%)	7 (7%)	3 (3%)	4	23
2	F	97/99 (98%)	86 (89%)	8 (8%)	3 (3%)	4	23
2	H	97/99 (98%)	89 (92%)	5 (5%)	3 (3%)	4	23
All	All	1412/1436 (98%)	1159 (82%)	155 (11%)	98 (7%)	1	7

All (98) Ramachandran outliers are listed below:

Mol	Chain	Res	Type
1	A	53	GLU
1	A	57	ALA

Continued on next page...

*Continued from previous page...*

<b>Mol</b>	<b>Chain</b>	<b>Res</b>	<b>Type</b>
1	A	129	ASN
1	A	151	SER
1	A	209	TYR
1	A	254	GLU
1	A	255	GLN
1	A	275	GLY
2	B	31	HIS
2	B	47	GLU
1	C	129	ASN
1	C	154	PRO
1	C	158	GLN
1	C	209	TYR
1	C	254	GLU
1	C	255	GLN
1	C	275	GLY
2	D	31	HIS
2	D	47	GLU
1	E	54	GLN
1	E	209	TYR
1	E	254	GLU
1	E	255	GLN
1	E	275	GLY
2	F	31	HIS
2	F	47	GLU
1	G	209	TYR
1	G	254	GLU
1	G	255	GLN
1	G	275	GLY
2	H	31	HIS
2	H	47	GLU
1	A	51	TRP
1	A	128	GLU
1	A	158	GLN
1	C	56	GLU
1	E	51	TRP
1	E	56	GLU
1	E	59	ASN
1	G	51	TRP
1	G	53	GLU
1	A	274	TRP
1	C	51	TRP
1	C	58	ASP

*Continued on next page...*

*Continued from previous page...*

<b>Mol</b>	<b>Chain</b>	<b>Res</b>	<b>Type</b>
1	C	182	SER
1	C	274	TRP
1	E	16	GLY
1	E	274	TRP
1	G	128	GLU
1	G	274	TRP
1	A	16	GLY
1	A	40	GLU
1	A	106	ASP
1	A	188	HIS
2	B	32	PRO
1	C	106	ASP
1	C	124	PRO
1	C	188	HIS
1	C	226	GLN
2	D	32	PRO
1	E	106	ASP
1	E	182	SER
1	E	188	HIS
1	E	226	GLN
2	F	32	PRO
1	G	16	GLY
1	G	40	GLU
1	G	55	GLU
1	G	106	ASP
1	G	176	LYS
1	G	182	SER
1	G	188	HIS
1	G	226	GLN
2	H	32	PRO
1	A	15	PRO
1	A	124	PRO
1	A	176	LYS
1	A	226	GLN
1	C	15	PRO
1	C	16	GLY
1	E	15	PRO
1	E	40	GLU
1	E	157	SER
1	G	15	PRO
1	G	59	ASN
1	C	40	GLU

*Continued on next page...*

*Continued from previous page...*

Mol	Chain	Res	Type
1	C	132	SER
1	C	176	LYS
1	E	176	LYS
1	C	148	VAL
1	E	124	PRO
1	G	154	PRO
1	A	154	PRO
1	A	195	PRO
1	C	195	PRO
1	E	195	PRO
1	G	130	PRO
1	G	195	PRO

### 5.3.2 Protein sidechains [i](#)

In the following table, the Percentiles column shows the percent sidechain outliers of the chain as a percentile score with respect to all X-ray entries followed by that with respect to entries of similar resolution.

The Analysed column shows the number of residues for which the sidechain conformation was analysed, and the total number of residues.

Mol	Chain	Analysed	Rotameric	Outliers	Percentiles	
1	A	231/233 (99%)	217 (94%)	14 (6%)	18	49
1	C	230/233 (99%)	215 (94%)	15 (6%)	17	47
1	E	224/233 (96%)	215 (96%)	9 (4%)	31	65
1	G	230/233 (99%)	216 (94%)	14 (6%)	18	49
2	B	94/94 (100%)	91 (97%)	3 (3%)	39	69
2	D	94/94 (100%)	90 (96%)	4 (4%)	29	62
2	F	94/94 (100%)	90 (96%)	4 (4%)	29	62
2	H	94/94 (100%)	90 (96%)	4 (4%)	29	62
All	All	1291/1308 (99%)	1224 (95%)	67 (5%)	23	55

All (67) residues with a non-rotameric sidechain are listed below:

Mol	Chain	Res	Type
1	A	39	LYS
1	A	54	GLN
1	A	91	ASP

*Continued on next page...*

*Continued from previous page...*

<b>Mol</b>	<b>Chain</b>	<b>Res</b>	<b>Type</b>
1	A	111	LEU
1	A	126	LEU
1	A	133	CYS
1	A	150	ASN
1	A	178	ARG
1	A	218	GLN
1	A	220	ASN
1	A	231	VAL
1	A	233	THR
1	A	234	ARG
1	A	251	LEU
2	B	4	THR
2	B	12	ARG
2	B	70	PHE
1	C	39	LYS
1	C	60	TRP
1	C	91	ASP
1	C	111	LEU
1	C	125	THR
1	C	133	CYS
1	C	152	THR
1	C	158	GLN
1	C	178	ARG
1	C	218	GLN
1	C	220	ASN
1	C	231	VAL
1	C	233	THR
1	C	234	ARG
1	C	251	LEU
2	D	4	THR
2	D	12	ARG
2	D	57	SER
2	D	70	PHE
1	E	39	LYS
1	E	91	ASP
1	E	111	LEU
1	E	178	ARG
1	E	218	GLN
1	E	220	ASN
1	E	231	VAL
1	E	234	ARG
1	E	251	LEU

*Continued on next page...*

*Continued from previous page...*

Mol	Chain	Res	Type
2	F	4	THR
2	F	12	ARG
2	F	57	SER
2	F	70	PHE
1	G	39	LYS
1	G	55	GLU
1	G	58	ASP
1	G	60	TRP
1	G	91	ASP
1	G	111	LEU
1	G	124	PRO
1	G	133	CYS
1	G	178	ARG
1	G	218	GLN
1	G	220	ASN
1	G	231	VAL
1	G	234	ARG
1	G	251	LEU
2	H	4	THR
2	H	12	ARG
2	H	57	SER
2	H	70	PHE

Some sidechains can be flipped to improve hydrogen bonding and reduce clashes. All (45) such sidechains are listed below:

Mol	Chain	Res	Type
1	A	3	HIS
1	A	54	GLN
1	A	63	GLN
1	A	72	GLN
1	A	86	ASN
1	A	93	HIS
1	A	96	GLN
1	A	220	ASN
1	A	255	GLN
1	A	260	HIS
2	B	24	ASN
1	C	3	HIS
1	C	54	GLN
1	C	63	GLN
1	C	72	GLN
1	C	86	ASN

*Continued on next page...*



*Continued from previous page...*

Mol	Chain	Res	Type
1	C	93	HIS
1	C	96	GLN
1	C	163	HIS
1	C	220	ASN
1	C	255	GLN
1	C	260	HIS
2	D	24	ASN
1	E	3	HIS
1	E	63	GLN
1	E	70	GLN
1	E	72	GLN
1	E	86	ASN
1	E	93	HIS
1	E	96	GLN
1	E	220	ASN
1	E	255	GLN
1	E	260	HIS
2	F	24	ASN
1	G	3	HIS
1	G	63	GLN
1	G	72	GLN
1	G	86	ASN
1	G	93	HIS
1	G	96	GLN
1	G	115	GLN
1	G	220	ASN
1	G	255	GLN
1	G	260	HIS
2	H	24	ASN

### 5.3.3 RNA [i](#)

There are no RNA molecules in this entry.

### 5.4 Non-standard residues in protein, DNA, RNA chains [i](#)

There are no non-standard protein/DNA/RNA residues in this entry.

### 5.5 Carbohydrates [i](#)

There are no carbohydrates in this entry.

## 5.6 Ligand geometry [i](#)

There are no ligands in this entry.

## 5.7 Other polymers [i](#)

There are no such residues in this entry.

## 5.8 Polymer linkage issues [i](#)

There are no chain breaks in this entry.

## 6 Fit of model and data

### 6.1 Protein, DNA and RNA chains

In the following table, the column labelled '#RSRZ > 2' contains the number (and percentage) of RSRZ outliers, followed by percent RSRZ outliers for the chain as percentile scores relative to all X-ray entries and entries of similar resolution. The OWAB column contains the minimum, median, 95<sup>th</sup> percentile and maximum values of the occupancy-weighted average B-factor per residue. The column labelled 'Q < 0.9' lists the number of (and percentage) of residues with an average occupancy less than 0.9.

Mol	Chain	Analysed	<RSRZ>	#RSRZ > 2	OWAB(Å <sup>2</sup> )	Q < 0.9
1	A	260/260 (100%)	0.05	7 (2%) 54 31	5, 46, 97, 100	0
1	C	260/260 (100%)	0.02	5 (1%) 66 46	3, 29, 93, 100	0
1	E	254/260 (97%)	0.12	7 (2%) 53 30	6, 48, 97, 100	0
1	G	260/260 (100%)	0.33	16 (6%) 20 9	15, 58, 99, 100	0
2	B	99/99 (100%)	0.15	2 (2%) 65 44	12, 54, 88, 98	0
2	D	99/99 (100%)	-0.26	0 100 100	5, 33, 75, 82	0
2	F	99/99 (100%)	0.37	4 (4%) 38 19	14, 58, 92, 97	0
2	H	99/99 (100%)	-0.01	2 (2%) 65 44	15, 56, 89, 95	0
All	All	1430/1436 (99%)	0.11	43 (3%) 50 27	3, 47, 96, 100	0

All (43) RSRZ outliers are listed below:

Mol	Chain	Res	Type	RSRZ
1	E	134	THR	6.8
1	A	155	HIS	5.1
1	C	154	PRO	4.3
1	G	273	ARG	4.2
1	E	275	GLY	4.0
1	C	153	VAL	3.8
1	G	201	LEU	3.3
1	G	152	THR	3.3
2	H	99	MET	3.2
2	B	39	LEU	3.2
1	G	219	LEU	3.1
1	A	201	LEU	3.1
1	G	58	ASP	3.0
1	E	157	SER	3.0
1	G	129	ASN	3.0
1	A	151	SER	2.9

*Continued on next page...*

*Continued from previous page...*

Mol	Chain	Res	Type	RSRZ
1	C	17	LEU	2.8
2	F	99	MET	2.8
1	G	274	TRP	2.8
1	G	151	SER	2.7
2	F	93	VAL	2.7
1	E	156	ILE	2.7
2	F	23	LEU	2.7
2	B	99	MET	2.6
2	H	76	ASP	2.6
1	C	151	SER	2.6
1	G	249	VAL	2.5
1	C	152	THR	2.4
1	G	220	ASN	2.4
2	F	92	ILE	2.4
1	A	17	LEU	2.4
1	G	179	LEU	2.3
1	E	217	TRP	2.3
1	G	276	GLY	2.3
1	A	83	HIS	2.2
1	E	201	LEU	2.2
1	A	150	ASN	2.2
1	E	246	ALA	2.2
1	G	275	GLY	2.2
1	G	251	LEU	2.1
1	G	272	LEU	2.1
1	A	276	GLY	2.1
1	G	257	TYR	2.0

## 6.2 Non-standard residues in protein, DNA, RNA chains [i](#)

There are no non-standard protein/DNA/RNA residues in this entry.

## 6.3 Carbohydrates [i](#)

There are no carbohydrates in this entry.

## 6.4 Ligands [i](#)

There are no ligands in this entry.

## 6.5 Other polymers

There are no such residues in this entry.