



Full wwPDB EM Validation Report ⓘ

Nov 20, 2022 – 06:23 pm GMT

PDB ID : 4BOG
EMDB ID : EMD-2376
Title : The structure and super-organization of acetylcholine receptor-rapsyn complexes
Authors : Zuber, B.; Unwin, N.
Deposited on : 2013-05-20
Resolution : 50.00 Å(reported)
Based on initial model : 2BG9

This is a Full wwPDB EM Validation Report for a publicly released PDB entry.

We welcome your comments at validation@mail.wwpdb.org

A user guide is available at

<https://www.wwpdb.org/validation/2017/EMValidationReportHelp>

with specific help available everywhere you see the ⓘ symbol.

The types of validation reports are described at

<http://www.wwpdb.org/validation/2017/FAQs#types>.

The following versions of software and data (see [references ⓘ](#)) were used in the production of this report:

EMDB validation analysis : 0.0.1.dev43
MolProbity : 4.02b-467
Percentile statistics : 20191225.v01 (using entries in the PDB archive December 25th 2019)
MapQ : **FAILED**
Ideal geometry (proteins) : Engh & Huber (2001)
Ideal geometry (DNA, RNA) : Parkinson et al. (1996)
Validation Pipeline (wwPDB-VP) : 2.31.2

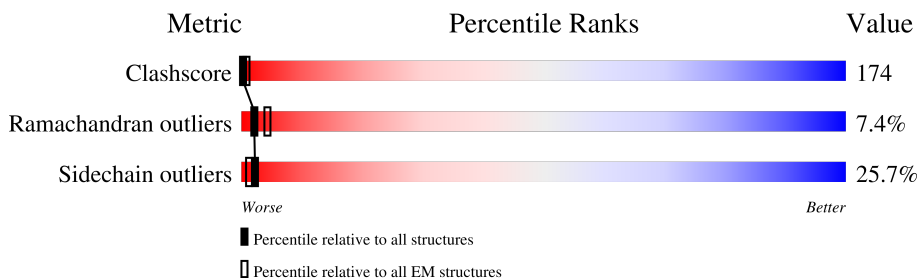
1 Overall quality at a glance

The following experimental techniques were used to determine the structure:

ELECTRON MICROSCOPY

The reported resolution of this entry is 50.00 Å.

Percentile scores (ranging between 0-100) for global validation metrics of the entry are shown in the following graphic. The table shows the number of entries on which the scores are based.



Metric	Whole archive (#Entries)	EM structures (#Entries)
Clashscore	158937	4297
Ramachandran outliers	154571	4023
Sidechain outliers	154315	3826

The table below summarises the geometric issues observed across the polymeric chains and their fit to the map. The red, orange, yellow and green segments of the bar indicate the fraction of residues that contain outliers for ≥ 3 , 2, 1 and 0 types of geometric quality criteria respectively. A grey segment represents the fraction of residues that are not modelled. The numeric value for each fraction is indicated below the corresponding segment, with a dot representing fractions $\leq 5\%$.

Mol	Chain	Length	Quality of chain
1	0	493	5% 49% 19% . 25%
1	B	493	5% 50% 19% . 25%
1	G	493	5% 50% 19% . 25%
1	L	493	5% 50% 19% . 25%
1	Q	493	5% 49% 19% . 25%
1	V	493	5% 49% 19% . 25%
2	1	522	7% 44% 19% . 29%
2	C	522	7% 43% 19% . 29%
2	H	522	7% 43% 19% . 29%

Continued on next page...

Continued from previous page...

Mol	Chain	Length	Quality of chain				
2	M	522	7%	43%	19%	•	29%
2	R	522	7%	43%	19%	•	29%
2	W	522	7%	43%	20%	•	29%
3	2	461	7%	51%	21%	•	20%
3	A	461	6%	51%	20%	•	20%
3	D	461	7%	51%	21%	•	20%
3	F	461	6%	50%	20%	•	20%
3	I	461	7%	51%	21%	•	20%
3	K	461	6%	50%	20%	•	20%
3	N	461	7%	51%	20%	•	20%
3	P	461	6%	50%	20%	•	20%
3	S	461	7%	51%	21%	•	20%
3	U	461	6%	51%	20%	•	20%
3	X	461	7%	51%	21%	•	20%
3	Z	461	6%	50%	20%	•	20%
4	3	505	6%	46%	18%	•	27%
4	E	505	6%	46%	18%	•	27%
4	J	505	6%	47%	18%	•	27%
4	O	505	6%	46%	18%	•	27%
4	T	505	6%	46%	18%	•	27%
4	Y	505	7%	46%	18%	•	27%

2 Entry composition [i](#)

There are 4 unique types of molecules in this entry. The entry contains 89544 atoms, of which 0 are hydrogens and 0 are deuteriums.

In the tables below, the AltConf column contains the number of residues with at least one atom in alternate conformation and the Trace column contains the number of residues modelled with at most 2 atoms.

- Molecule 1 is a protein called Acetylcholine receptor beta subunit.

Mol	Chain	Residues	Atoms					AltConf	Trace
			Total	C	N	O	S		
1	0	370	2972	1938	465	554	15	0	0
1	B	370	2972	1938	465	554	15	0	0
1	G	370	2972	1938	465	554	15	0	0
1	L	370	2972	1938	465	554	15	0	0
1	Q	370	2972	1938	465	554	15	0	0
1	V	370	2972	1938	465	554	15	0	0

- Molecule 2 is a protein called Acetylcholine receptor delta subunit.

Mol	Chain	Residues	Atoms					AltConf	Trace
			Total	C	N	O	S		
2	1	370	2983	1944	489	536	14	0	1
2	C	370	2983	1944	489	536	14	0	1
2	H	370	2983	1944	489	536	14	0	1
2	M	370	2983	1944	489	536	14	0	1
2	R	370	2983	1944	489	536	14	0	1
2	W	370	2983	1944	489	536	14	0	1

- Molecule 3 is a protein called Acetylcholine receptor subunit alpha.

Mol	Chain	Residues	Atoms					AltConf	Trace
			Total	C	N	O	S		
3	2	370	2991	1954	478	540	19	0	0

Continued on next page...

Continued from previous page...

Mol	Chain	Residues	Atoms					AltConf	Trace
3	A	370	Total	C	N	O	S	0	0
			2991	1954	478	540	19		
3	D	370	Total	C	N	O	S	0	0
			2991	1954	478	540	19		
3	F	370	Total	C	N	O	S	0	0
			2991	1954	478	540	19		
3	I	370	Total	C	N	O	S	0	0
			2991	1954	478	540	19		
3	K	370	Total	C	N	O	S	0	0
			2991	1954	478	540	19		
3	N	370	Total	C	N	O	S	0	0
			2991	1954	478	540	19		
3	P	370	Total	C	N	O	S	0	0
			2991	1954	478	540	19		
3	S	370	Total	C	N	O	S	0	0
			2991	1954	478	540	19		
3	U	370	Total	C	N	O	S	0	0
			2991	1954	478	540	19		
3	X	370	Total	C	N	O	S	0	0
			2991	1954	478	540	19		
3	Z	370	Total	C	N	O	S	0	0
			2991	1954	478	540	19		

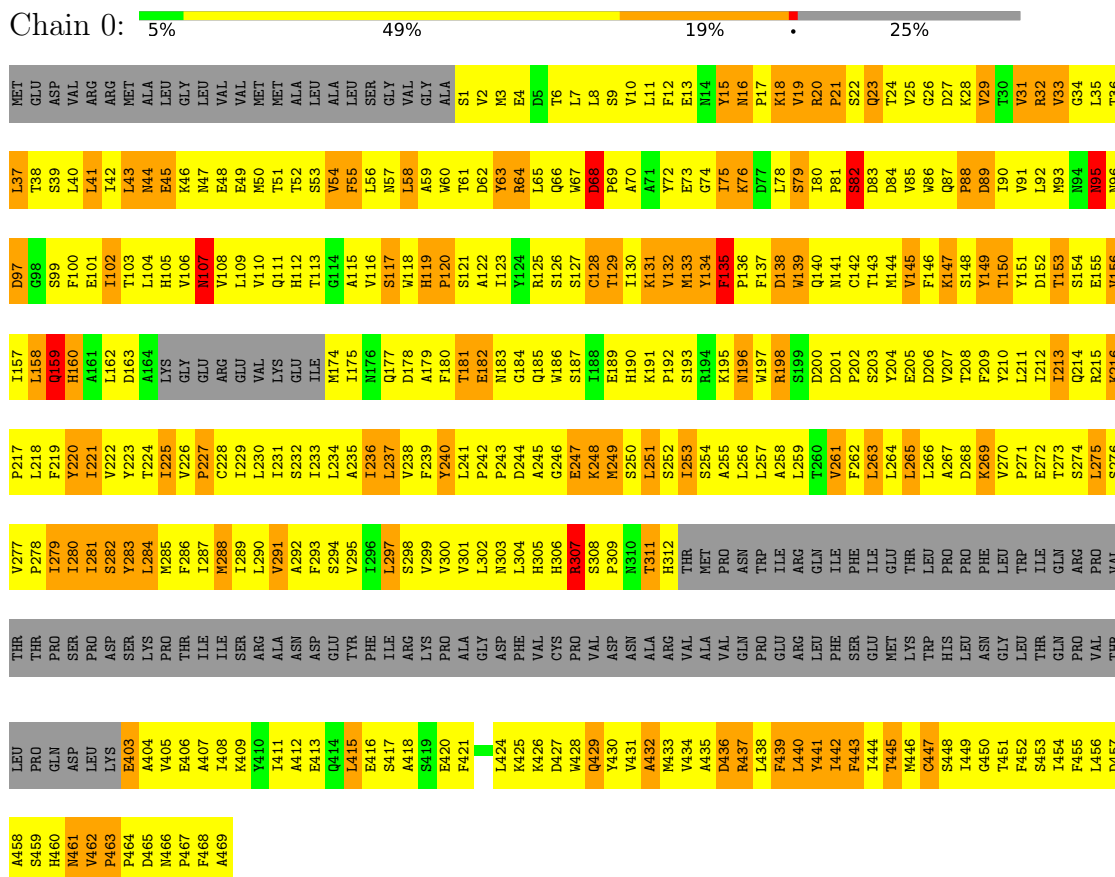
- Molecule 4 is a protein called Acetylcholine receptor gamma subunit.

Mol	Chain	Residues	Atoms					AltConf	Trace
4	3	371	Total	C	N	O	S	0	1
			2987	1948	478	551	10		
4	E	371	Total	C	N	O	S	0	1
			2987	1948	478	551	10		
4	J	371	Total	C	N	O	S	0	1
			2987	1948	478	551	10		
4	O	371	Total	C	N	O	S	0	1
			2987	1948	478	551	10		
4	T	371	Total	C	N	O	S	0	1
			2987	1948	478	551	10		
4	Y	371	Total	C	N	O	S	0	1
			2987	1948	478	551	10		

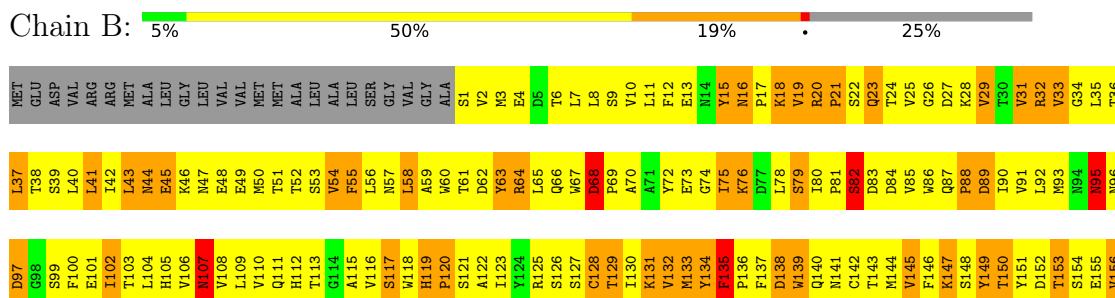
3 Residue-property plots

These plots are drawn for all protein, RNA, DNA and oligosaccharide chains in the entry. The first graphic for a chain summarises the proportions of the various outlier classes displayed in the second graphic. The second graphic shows the sequence view annotated by issues in geometry. Residues are color-coded according to the number of geometric quality criteria for which they contain at least one outlier: green = 0, yellow = 1, orange = 2 and red = 3 or more. Stretches of 2 or more consecutive residues without any outlier are shown as a green connector. Residues present in the sample, but not in the model, are shown in grey.

- Molecule 1: Acetylcholine receptor beta subunit

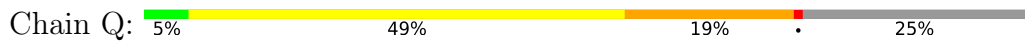


- Molecule 1: Acetylcholine receptor beta subunit



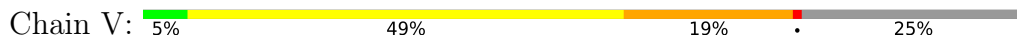
L37	D87	I157	P217	V277	THR	LEU	A458
T38	G98	L158	L218	P278	THR	PRO	S459
S39	S99	Q159	F219	I279	PRO	GLN	H460
L40	F100	H160	Y220	I280	SER	ASP	N461
L41	A161	A161	I221	L281	PRO	LEU	V462
L42	I102	L162	V222	S282	ASP	LYS	P463
L43	T103	D163	Y223	Y283	SER	E403	P464
M44	L104	A164	T224	L284	LYS	A404	D465
E45	L105	GLY	V225	M285	PRO	V405	N466
K46	V106	GLY	V226	F286	THR	A406	P467
N47	N107	GLU	P227	L287	ILE	A407	F468
E48	V108	ARG	C228	M288	ILE	I408	A469
E49	L109	ARG	L229	L289	SER	K409	
M50	V110	VAL	L230	L290	ARG	Y410	
N51	Q111	LYS	I231	V291	ALA	I411	
T52	H112	GLU	S232	A292	ASN	A412	
S53	T113	GLU	L233	F293	ASP	E413	
V54	G114	ILE	L234	S294	GLU	Q414	
F55	A115	M174	A235	V295	TVR	I415	
L56	V116	I175	T236	I296	PHE	E416	
N57	S117	Q177	L237	L297	ILE	S417	
L58	H118	D178	V238	S298	ARG	A418	
A59	H119	A179	F239	V299	LYS	S419	
M60	F120	F180	Y240	V300	PRO	E420	
T61	S121	T181	L241	V301	ALA	F421	
D62	A122	E182	P242	L302	GLY	L424	
Y63	I123	M183	P243	N303	ASP	K425	
L65	Y124	G184	D244	L304	PHE	K426	
Q66	L125	A185	A245	H305	VAL	D427	
M67	S126	M186	Q246	H306	CYS	W428	
D68	S127	S187	E247	R307	PRO	Q429	
P69	C128	I188	K248	S308	VAL	Y430	
A70	I129	E189	M249	P309	ASP	V431	
A71	I130	H190	S250	N310	ASN	A432	
E72	V132	K191	L251	T311	ALA	M433	
E73	M133	P192	S252	H312	ARG	V434	
G74	Y134	S193	I253	THR	VAL	A435	
K76	F136	K194	S254	MET	ALA	D436	
D77	P137	K195	A255	PRO	VAL	R437	
L78	F137	M196	L256	ASN	GLN	L438	
S79	D138	R197	L257	TRP	PRO	L439	
T80	W139	R198	A258	ILE	GLU	L440	
P81	W139	S199	L259	ARG	ARG	Y441	
D82	Q140	D200	T260	GLN	LEU	I442	
D84	N141	D201	V261	ILE	PHE	I442	
V85	C142	P202	F262	PHE	SER	F443	
M86	T143	S203	L263	GLU	GLU	T444	
Q87	M144	S203	L264	MET	GLU	T445	
P88	V145	E205	L265	LYS	LYS	M446	
T89	F146	D206	L266	TRP	LEU	C447	
U90	K147	V207	A267	PRO	HIS	S448	
V91	T148	T208	D268	LEU	LEU	K449	
L92	Y149	F209	K269	ASN	ASN	G450	
H93	T150	Y150	F210	GLY	GLY	T451	
N94	Y151	V91	P271	LEU	TRP	F452	
S95	L212	L211	E272	ILE	THR	I454	
R96	T213	T213	T273	GLN	GLN	F455	
E154	Q214	Q214	S274	ARG	PRO	L456	
E155	R215	R215	L275	VAL	VAL	D457	
N156	K216	K216	S276	THR	THR	A458	

• Molecule 1: Acetylcholine receptor beta subunit



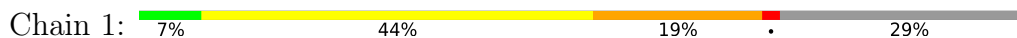
MET	THR	LEU	A458
GLU	THR	PRO	S459
VAL	PRO	GLN	H460
ARG	SER	ASP	N461
MET	PRO	LEU	V462
ALA	ASP	LYS	P463
ALA	SER	E403	P464
GLY	LYS	A404	D465
LEU	PRO	V405	N466
LEU	THR	A406	P467
LEU	ILE	A407	F468
VAL	ILE	I408	A469
VAL	SER	K409	
MET	ARG	Y410	
MET	ALA	I411	
ALA	ASN	A412	
LEU	ASP	F293	
ALA	GLU	S294	
LEU	TVR	V295	
SER	PHE	I296	
GLY	ILE	Q177	
VAL	ARG	D178	
GLY	LYS	A179	
ALA	PRO	F180	
S1	ALA	V301	
V2	GLY	L302	
M3	ASP	N303	
E4	PHE	L304	
D5	VAL	H305	
T6	CYS	W306	
L7	PRO	R307	
L8	VAL	S308	
S9	ASP	P309	
L11	ASN	N310	
F12	ALA	T311	
E13	ARG	V434	
H14	VAL	A435	
Y15	VAL	D436	
M16	VAL	R437	
P17	PRO	L438	
K18	PRO	L439	
V19	ARG	L440	
R20	LEU	Y441	
P21	PHE	I442	
S22	SER	F443	
Q23	GLU	T444	
T24	MET	T445	
V25	LYS	M446	
G26	TRP	C447	
D27	HIS	S448	
K28	LEU	K449	
V29	ASN	G450	
T30	GLY	T451	
V31	LEU	F452	
R32	THR	I454	
V33	GLN	F455	
G34	PRO	L456	
L35	VAL	D457	
T36	THR	A458	

• Molecule 1: Acetylcholine receptor beta subunit



MET	L37	D97	I157	P217	V277	THR	LEU	A458
GLU	T38	G98	L158	L218	P278	THR	PRO	S459
ASP	S39	S99	Q159	F219	I279	PRO	GLN	H460
VAL	L40	F100	Q159	Y220	I279	SER	ASP	H461
ARG	L41	F100	L161	V221	I281	PRO	LEU	V462
ARG	L42	I102	L162	V222	S282	ASP	LYS	P463
MET	L43	T103	D163	Y223	Y283	SER	E403	P464
ALA	N44	L104	A164	T224	L284	LYS	A404	D465
LEU	E45	L106	LYS	L225	M285	PRO	V405	F466
GLY	K46	V106	GLU	F226	F286	THR	A406	P467
LEU	N47	V107	GLU	P227	L287	ILE	A407	F468
VAL	E48	N108	ARG	C228	M288	ILE	I408	A469
VAL	E49	L109	GLU	L229	L289	SER	K409	
MET	H50	V110	VAL	L230	L290	ARG	F410	
MET	T51	Q111	LYS	I231	V291	ALA	A411	
ALA	T52	Q112	GLU	S232	A292	ASN	A412	
LEU	S53	T113	ILE	L233	F293	ASP	E413	
ALA	V54	G114	ILE	L234	S294	GLU	G414	
LEU	F55	A115	TVR	A235	V295	TVR	L415	
SER	L56	V116	PHE	L236	L296	ILE	A416	
SER	N57	S117	ILE	L237	L297	ILE	S417	
VAL	L58	M118	ARG	V238	S298	ARG	A418	
GLY	A59	H119	LYS	F239	V299	LYS	S419	
GLY	N60	V120	PRO	Y240	V300	PRO	E420	
ALA	S1	S121	ALA	L241	V301	ALA	F421	
V2	D62	A122	GLY	P242	L302	GLY		
M3	R63	I123	ASP	P243	N303	ASP	L424	
E4	R64	V124	PHE	D244	L304	PHE	K425	
D5	L65	I125	VAL	A245	H305	VAL	K426	
T6	O66	S126	CYS	G246	H306	VAL	D427	
L7	L67	S127	PRO	E247	R307	PRO	W428	
L8	R68	C128	VAL	K248	S308	VAL	Q429	
S9	P69	L129	ASP	M249	P309	ASP	F430	
V10	A70	I130	ASN	S250	N310	ASN	V431	
L11	A71	L131	ALA	L251	T311	ALA	A432	
F12	Y72	V132	ARG	S252	H312	ARG	M433	
E13	E73	M133	VAL	I253	THR	VAL	V434	
H14	G74	Y134	ALA	S254	MET	ALA	A435	
Y15	L75	F135	VAL	A255	PRO	VAL	D436	
N16	K76	P136	GLN	L256	ASN	GLN	R437	
P17	D77	F137	PRO	L257	TRP	PRO	L438	
K18	L78	D138	GLU	A258	ILE	GLU	F439	
V19	S79	M139	ARG	L259	ARG	ARG	L440	
R20	I80	Q140	LEU	T260	GLN	LEU	Y441	
P21	F81	M141	PHE	V261	ILE	PHE	I442	
S22	S82	C142	SER	F262	PHE	SER	F443	
Q23	D83	T143	GLU	L263	ILE	GLU	I444	
T24	D84	M144	MET	L264	GLU	MET	T445	
V25	Y85	M145	LYS	L265	THR	LYS	M446	
G26	W86	F146	TRP	L266	LEU	TRP	C447	
D27	K87	K147	HIS	A267	PRO	HIS	S448	
R28	P88	S148	LEU	D268	PRO	LEU	I449	
V29	D89	Y149	ASN	K269	PHE	ASN	G450	
T30	I90	T150	GLY	V270	GLU	GLY	F451	
V31	Y91	V151	LEU	P271	TRP	LEU	F452	
R32	L92	D152	THR	E272	ILE	THR	S453	
V33	H93	T153	GLN	T273	GLN	GLN	I454	
G34	R94	Q214	PRO	S274	ARG	PRO	F455	
L35	N95	L215	VAL	L275	VAL	VAL	L456	
T36	N96	V156	THR	S276	THR	THR	D457	

• Molecule 2: Acetylcholine receptor delta subunit

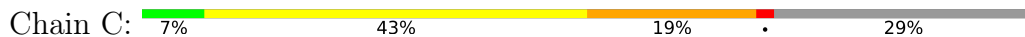


MET	S40	G100	M160	R223	V285	GLU
GLY	N41	Q101	D161	K224	P286	ILE
ASN	L42	Y102	L162	P225	L287	GLU
ILE	I43	N103	MET	L226	I288	GLN
HIS	S44	V104	THR	F227	G289	PRO
PHE	L45	A105	ASP	Y228	K290	ASP
VAL	K46	Y106	THR	V229	Y291	TRP
TYR	E47	F107	ILE	I230	L292	GLN
TYR	T48	C108	ASP	N231	M293	ASN
LEU	D49	N109	GLY	F232	F294	ASP
LEU	E50	V110	LYS	I233	I295	LEU
ILE	T51	L111	ASP	T234	M296	LYS
CYS	L52	V112	TVR	P235	S297	LEU
LEU	T53	R113	PRO		L298	ARG
GLY	T54	P114	ILE	L238	V299	ARG
TYR	N55	N115	GLU	I239	T300	ARG
TYR	V56	G210	TRP	S240	G301	SER
SER	W57	Y117	ILE	F241	V302	SER
GLY	M58	V118	I178	L242	V303	VAL
CYS	D59	T119	I179	A243	S304	GLY
SER	H60	W120	D180	A244	N305	TYR
GLY	R61	L121	P181	L245	C306	ILE
V1	G62	P122	E182	A246	G307	ILE
N2	Y63	P123	A183	F247	I308	SER
E3	D64	A124	F184	Y248	V309	LYS
E4	R65	I125	I185	L249	L310	ALA
E5	R66	F126	E186	P250	N311	GLN
R6	L67	R127	N187	A251	F312	GLU
L7	T68	S128	G188	E252	H313	TYR
I8	W69	S129	E189	S253	F314	PHE
N9	M70	C130	W190	K256	R315	PHE
D10	A71	P131	E191	M257	F317	ILE
L11	S72	I132	I192	N258	S318	LYS
L12	E73	M133	H193	T259	T319	SER
I13	Y74	V134	H194	A260	H320	ARG
V14	M15	L135	K195	I261	VAL	GLU
M15	S75	D76		C262	LEU	LEU
K16	T77	I77	K198	V263	SER	MET
Y17	S78	I79	K199	L264	THR	PHE
M18	I79	F139	N200	L265	GLU	THR
K19	L80	D140	I201	A266	ARG	GLY
H20	R81	W141	Y202	Q267	VAL	LEU
V21	L82	Q142	G203	A268	LYS	LEU
R22	R83	N143	D204	V269	GLN	PRO
P23	P84	C144	K205	F270	ILE	ARG
V24	E85	S145	F206	L271	PHE	ARG
K25	L86	K147	P207	L272	GLY	HIS
H26	I87	F148	M211	L273	LEU	GLY
N27	W88	T149	Y212	T274	GLU	LEU
M28	E89	P90	Q213	S275	LEU	PRO
E29	V90	A150	D214	R276	ARG	ARG
V30	I92	N152	V215	L277	VAL	VAL
N32	V93	F153	T216	R277	THR	VAL
I33	L94	N154	P217	F279	PRO	THR
A34	Q95	A155	Y218	E280	ARG	PRO
L35	N96	M156	L219	T281	ILE	ARG
S36	N97	I157	L220	A282	GLY	GLY
L37	N98	E158	I221	L283	PHE	GLY
T38	F99	L159	R222	A284	VAL	GLY
L39	D99	S159			ASN	ASN

ASN	ASN	ASN	ASN	ILE	ALA	ALA	SER	ASP	GLN	LEU	HIS	ASP	GLU	ILE	LYS	G422	G423	D424	S425	T426	N427	I428	I429	V430	K431	Q432	I433	K434	E435	K436	N437	A438	Y439	D440	E441	E442	V443	G444	N445	W446	N447	L448	V449	G450	Q451	T452	I453	D454	R455	L456	S457	M458	F459	I460	I461	T462	P463	V464
-----	-----	-----	-----	-----	-----	-----	-----	-----	-----	-----	-----	-----	-----	-----	-----	------	------	------	------	------	------	------	------	------	------	------	------	------	------	------	------	------	------	------	------	------	------	------	------	------	------	------	------	------	------	------	------	------	------	------	------	------	------	------	------	------	------	------

M465	V466	L467	G468	T469	I470	F471	I472	F473	V474	M475	G476	N477	F478	N479	R480	P481	P482	A483	K484	P485	PHE	GLU	GLY	ASP	PRO	PHE	ASP	TYR	I433	SER	SER	ASP	HIS	PRO	ARG	CYS	ALA
------	------	------	------	------	------	------	------	------	------	------	------	------	------	------	------	------	------	------	------	------	-----	-----	-----	-----	-----	-----	-----	-----	------	-----	-----	-----	-----	-----	-----	-----	-----

• Molecule 2: Acetylcholine receptor delta subunit



MET	GLY	ASN	ILE	PHE	VAL	TYR	LEU	LEU	LEU	LEU	SER	CYS	LEU	TYR	TYR	R480	SER	GLY	SER	V1	N2	E3	E4	E5	R6	L7	I8	N9	D10	L11	L12	I13	V14	M15	K16	Y17	M18	K19	H20	V21	R22	P23	V24	K25	H26	N27	N28	E29	V30	V31	N32	I33	A34	L35	S36	L37	T38	L39
-----	-----	-----	-----	-----	-----	-----	-----	-----	-----	-----	-----	-----	-----	-----	-----	------	-----	-----	-----	----	----	----	----	----	----	----	----	----	-----	-----	-----	-----	-----	-----	-----	-----	-----	-----	-----	-----	-----	-----	-----	-----	-----	-----	-----	-----	-----	-----	-----	-----	-----	-----	-----	-----	-----	-----

S40	M41	L42	L43	S44	K46	E47	T48	D49	E50	T51	L52	T53	T54	N55	V56	M57	M58	D59	H60	A61	M62	Y63	D64	H65	R66	L67	T68	M69	N70	A71	S72	E73	Y74	S75	D76	I77	S78	I79	L80	R81	R82	L83	P84	E85	L86	I87	W88	I89	P90	D91	I92	V93	L94	O95	N96	N97	N98	D99
-----	-----	-----	-----	-----	-----	-----	-----	-----	-----	-----	-----	-----	-----	-----	-----	-----	-----	-----	-----	-----	-----	-----	-----	-----	-----	-----	-----	-----	-----	-----	-----	-----	-----	-----	-----	-----	-----	-----	-----	-----	-----	-----	-----	-----	-----	-----	-----	-----	-----	-----	-----	-----	-----	-----	-----	-----	-----	-----

G100	Q101	Y102	M103	V104	A105	Y106	F107	C108	M109	V110	L111	V112	R113	P114	M115	G116	Y117	V118	T119	W120	L121	P122	Y123	A124	I125	F126	R127	S128	M129	C130	P131	I132	M133	V134	L135	Y136	F137	P138	F139	D140	W141	R81	Q142	M143	C144	S145	L146	K147	W88	T149	A150	L151	M152	Y153	N154	A155	M156	E157	I158	S159
------	------	------	------	------	------	------	------	------	------	------	------	------	------	------	------	------	------	------	------	------	------	------	------	------	------	------	------	------	------	------	------	------	------	------	------	------	------	------	------	------	------	-----	------	------	------	------	------	------	-----	------	------	------	------	------	------	------	------	------	------	------

M160	D161	L162	MET	THR	THR	THR	ILE	ASP	GLN	GLU	LYS	LYS	TYR	PRO	I178	I179	D180	P181	E182	A183	F184	T185	E186	G188	E189	W190	E191	I192	I193	H194	K195	K198	K199	M200	L201	Y202	G203	D204	K205	F206	P207	N211	V215	T216	Y217	F218	Y219	L219	I220	I221	R222
------	------	------	-----	-----	-----	-----	-----	-----	-----	-----	-----	-----	-----	-----	------	------	------	------	------	------	------	------	------	------	------	------	------	------	------	------	------	------	------	------	------	------	------	------	------	------	------	------	------	------	------	------	------	------	------	------	------

R223	K224	P225	L226	F227	K228	Y229	L230	M231	M232	L233	L234	P235	L238	L239	S240	F241	L242	A243	A244	A246	F247	Y248	L249	P250	F312	A251	E252	S253	K256	M257	S258	T259	A260	I261	C262	V263	L264	L265	A266	Q267	A268	V269	F270	L271	L272	L273	T274	S275	Q276	E277	L278	P279	E280	T281	A282	L283	A284
------	------	------	------	------	------	------	------	------	------	------	------	------	------	------	------	------	------	------	------	------	------	------	------	------	------	------	------	------	------	------	------	------	------	------	------	------	------	------	------	------	------	------	------	------	------	------	------	------	------	------	------	------	------	------	------	------	------

Y285	P286	L287	M288	K289	G290	Y291	L292	M293	L294	F295	M296	S297	L298	V299	T300	G301	V302	V303	V304	N305	N311	F312	H313	F314	R315	T316	SER	S318	T319	H320	VAL	LEU	SER	THR	ARG	GLN	VAL	ARG	GLY	LEU	LEU	GLY	LEU	VAL	PRO	ARG	ARG	PHE	GLY	LEU	VAL	HIS	VAL	PRO	ARG	VAL	ARG	ILE	PRO	HIS	ARG	GLY	PHE	VAL	ASN
------	------	------	------	------	------	------	------	------	------	------	------	------	------	------	------	------	------	------	------	------	------	------	------	------	------	------	-----	------	------	------	-----	-----	-----	-----	-----	-----	-----	-----	-----	-----	-----	-----	-----	-----	-----	-----	-----	-----	-----	-----	-----	-----	-----	-----	-----	-----	-----	-----	-----	-----	-----	-----	-----	-----	-----

GLU	ILE	GLN	GLU	ASP	PRO	TRP	GLN	ASN	ASP	GLN	LEU	LEU	LYS	LEU	ARG	TYR	TYR	GLY	TYR	ILE	SER	LYS	ALA	GLN	GLU	LEU	MET	PHE	GLU	LYS	GLN	VAL	GLY	LEU	PRO	ARG	ARG	VAL	VAL	THR	PRO	ARG	HIS	ARG	ILE	GLY	PHE	GLY	ASN
-----	-----	-----	-----	-----	-----	-----	-----	-----	-----	-----	-----	-----	-----	-----	-----	-----	-----	-----	-----	-----	-----	-----	-----	-----	-----	-----	-----	-----	-----	-----	-----	-----	-----	-----	-----	-----	-----	-----	-----	-----	-----	-----	-----	-----	-----	-----	-----	-----	-----

ASN	ASN	GLN	ASN	ILE	ALA	ALA	SER	ASP	GLN	LEU	GLN	HIS	ASP	GLU	ILE	LYS	G421	G422	I423	S424	T426	N427	Y428	I429	V430	K431	Q432	I433	K434	E435	K436	N437	A438	Y439	D440	E441	E442	V443	G444	N445	W446	N447	L448	V449	G450	Q451	T452	I453	D454	R455	L456	S457	M458	F459	I460	I461	T462	P463	V464
-----	-----	-----	-----	-----	-----	-----	-----	-----	-----	-----	-----	-----	-----	-----	-----	-----	------	------	------	------	------	------	------	------	------	------	------	------	------	------	------	------	------	------	------	------	------	------	------	------	------	------	------	------	------	------	------	------	------	------	------	------	------	------	------	------	------	------	------

M465	V466	L467	G468	T469	I470	F471	I472	F473	V474	M475	G476	N477	F478	N479	R480	P481	P482	A483	K484	P485	PHE	GLU	GLY	ASP	PRO	PHE	ASP	TYR	I433	SER	SER	ASP	HIS	PRO	ARG	CYS	ALA
------	------	------	------	------	------	------	------	------	------	------	------	------	------	------	------	------	------	------	------	------	-----	-----	-----	-----	-----	-----	-----	-----	------	-----	-----	-----	-----	-----	-----	-----	-----

• Molecule 2: Acetylcholine receptor delta subunit



MET	GLY	ASN	ILE	PHE	VAL	TYR	LEU	LEU	LEU	LEU	SER	CYS	LEU	TYR	TYR	R480	SER	GLY	SER	V1	N2	E3	E4	E5	R6	L7	I8	N9	D10	L11	L12	I13	V14	M15	K16	Y17	M18	K19	H20	V21	R22	P23	V24	K25	H26	N27	N28	E29	V30	V31	N32	I33	A34	L35	S36	L37	T38	L39
-----	-----	-----	-----	-----	-----	-----	-----	-----	-----	-----	-----	-----	-----	-----	-----	------	-----	-----	-----	----	----	----	----	----	----	----	----	----	-----	-----	-----	-----	-----	-----	-----	-----	-----	-----	-----	-----	-----	-----	-----	-----	-----	-----	-----	-----	-----	-----	-----	-----	-----	-----	-----	-----	-----	-----

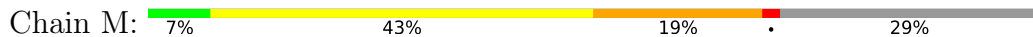
S40	M41	L42	L43	S44	K46	E47	T48	D49	E50	T51	L52	T53	T54	N55	V56	M57	M58	D59	H60	A61	M62	Y63	D64	H65	R66	L67	T68	M69	N70	A71	S72	E73	Y74	S75	D76	I77	S78	I79	L80	R81	R82	L83	P84	E85	L86	I87	W88	I89	P90	D91	I92	V93	L94	O95	N96	N97	N98	D99
-----	-----	-----	-----	-----	-----	-----	-----	-----	-----	-----	-----	-----	-----	-----	-----	-----	-----	-----	-----	-----	-----	-----	-----	-----	-----	-----	-----	-----	-----	-----	-----	-----	-----	-----	-----	-----	-----	-----	-----	-----	-----	-----	-----	-----	-----	-----	-----	-----	-----	-----	-----	-----	-----	-----	-----	-----	-----	-----

G100	Q101	Y102	M103	V104	A105	Y106	F107	C108	M109	V110	L111	V112	R113	P114	M115	G116	Y117	V118	T119	W120	L121	P122	Y123	A124	I125	F126	R127	S128	M129	C130	P131	I132	M133	V134	L135	Y136	F137	P138	F139	D140	W141	R81	Q142	M143	C144	S145	L146	K147	W88	T149	A150	L151	M152	Y153	N154	A155	M156	E157	I158	S159
------	------	------	------	------	------	------	------	------	------	------	------	------	------	------	------	------	------	------	------	------	------	------	------	------	------	------	------	------	------	------	------	------	------	------	------	------	------	------	------	------	------	-----	------	------	------	------	------	------	-----	------	------	------	------	------	------	------	------	------	------	------

M160	D161	L162	MET	THR	THR	THR	ILE	ASP	GLN	GLU	LYS	LYS	TYR	PRO	I178	I179	D180	P181	E182	A183	F184	T185	E186	G188	E189	W190	E191	I192	I193	H194	K195	K198	K199	M200	L201	Y202	G203	D204	K205	F206	P207	N211	V215	T216	Y217	F218	Y219	L219	I220	I221	R222
------	------	------	-----	-----	-----	-----	-----	-----	-----	-----	-----	-----	-----	-----	------	------	------	------	------	------	------	------	------	------	------	------	------	------	------	------	------	------	------	------	------	------	------	------	------	------	------	------	------	------	------	------	------	------	------	------	------

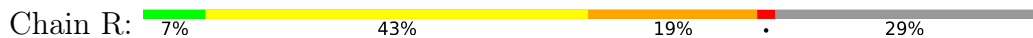
R223	R224	R225	R226	R227	R228	R229	R230	R231	R232	R233	R234	R235	R236	R237	R238	R239	R240	R241	R242	R243	R244	R245	R246	R247	R248	R249	R250	R251	R252	R253	R254	R255	R256	R257	R258	R259	R260	R261	R262	R263	R264	R265	R266	R267	R268	R269	R270	R271	R272	R273	R274	R275	R276	R277	R278	R279	R280	R281	R282	R283	R284			
V285	P286	L287	L288	G289	K290	Y291	L292	M293	F294	I295	M296	S297	L298	V299	T300	G301	Y302	Y303	Y304	N305	C306	G307	A308	Y309	L310	N311	F312	H313	F314	S253	R315	T316	F317	S318	T319	H320	VAL	LEU	LEU	PHE	THR	GLU	ARG	VAL	VAL	LYS	VAL	GLN	ILE	ARG	PRO	ARG	VAL	THR	ILE	PRO	LEU	HIS	ARG	MET	SER	ARG	VAL	ASP
GLU	ILE	GLU	GLN	PRO	ASP	TRP	GLN	ASN	ASP	LEU	LYS	LEU	ARG	ARG	SER	SER	VAL	GLY	TYR	ILE	SER	SER	LYS	ALA	GLN	GLU	TYR	PHE	ASN	ILE	LYS	SER	ARG	SER	GLU	LEU	MET	PHE	THR	GLU	ARG	VAL	GLN	ARG	ARG	HIS	GLY	LEU	VAL	LEU	VAL	PRO	ARG	VAL	THR	PRO	LEU	HIS	ARG	MET	SER	ARG	VAL	ASP
ASN	ASN	GLU	ASN	ASN	ILE	ALA	ALA	SER	ASP	GLN	HIS	ASP	GLU	ILE	ILE	S421	G422	I423	D424	S425	T426	M427	Y428	I429	V430	K431	Q432	I433	K434	E435	K436	M437	A438	Y439	D440	E441	E442	V443	G444	M445	W446	M447	L448	V449	G450	Q451	T452	I453	D454	R455	L456	S457	M458	F459	I460	I461	T462	P463	V464					
M465	V466	L467	G468	T469	I470	F471	I472	F473	M474	M475	G476	M477	F478	M479	R480	P481	P482	A483	K484	P485	PHE	GLU	GLY	ASP	PRO	PHE	K431	Q432	T433	K434	SER	E435	K436	M437	A438	Y439	D440	E441	E442	V443	G444	M445	W446	M447	L448	V449	G450	Q451	T452	I453	D454	R455	L456	S457	M458	F459	I460	I461	T462	P463	V464			

• Molecule 2: Acetylcholine receptor delta subunit



MET	GLY	ASN	ILE	HIS	PHE	VAL	TYR	LEU	ASP	LEU	TYR	T54	N55	V56	Y57	M58	D59	H60	A61	W62	Y63	D64	H65	R66	L67	T68	W69	N70	A71	S72	E73	Y74	S75	D76	I77	S78	T79	L80	R81	V82	R22	P23	V24	E85	H86	N87	W88	I89	P90	V91	D91	R92	V93	L94	Q95	N96	N97	I98	T99	S159				
S40	N41	L42	I43	S44	L45	K46	E47	C108	M109	E110	T111	S112	P113	M114	N115	V116	Y117	M118	H119	L120	A121	W122	Y123	D124	H125	R126	L127	T128	W129	N130	A131	S132	E133	Y134	S135	D136	I137	S138	T139	L140	R141	V142	R22	P23	V24	E85	H86	N87	W88	I89	P90	V91	D91	R92	V93	L94	Q95	N96	N97	I98	T99	S159		
G100	Y101	M102	I103	V104	A105	Y106	F107	C108	M109	E110	T111	S112	P113	M114	N115	V116	Y117	M118	H119	L120	A121	W122	Y123	D124	H125	R126	L127	T128	W129	N130	A131	S132	E133	Y134	S135	D136	I137	S138	T139	L140	R141	V142	R22	P23	V24	E85	H86	N87	W88	I89	P90	V91	D91	R92	V93	L94	Q95	N96	N97	I98	T99	S159		
M160	D161	L162	MET	THR	ASP	THR	ILE	ASP	GLY	TRP	ILE	I178	I179	D180	P181	E182	A183	F184	T185	E186	L187	T188	E189	W190	I191	I192	I193	H194	K195	K196	I197	N198	N200	T201	Y202	G203	D204	K205	P206	P207	N211	Y212	Q213	D214	T215	T216	F217	Y218	L219	I220	T221	R222												
R223	K224	P225	L226	F227	Y228	V229	N230	M231	F232	I233	T234	P235	L236	V237	T300	G301	Y302	Y303	Y304	N305	C306	G307	A308	Y309	L310	N311	F312	H313	F314	S253	R315	T316	F317	S318	T319	H320	VAL	LEU	LEU	PHE	THR	GLU	ARG	VAL	VAL	LYS	VAL	GLN	ILE	ARG	PRO	ARG	VAL	THR	ILE	PRO	LEU	HIS	ARG	MET	SER	ARG	VAL	ASP
V285	P286	L287	L288	G289	K290	Y291	L292	M293	F294	I295	M296	S297	L298	V299	T300	G301	Y302	Y303	Y304	N305	C306	G307	A308	Y309	L310	N311	F312	H313	F314	S253	R315	T316	F317	S318	T319	H320	VAL	LEU	LEU	PHE	THR	GLU	ARG	VAL	VAL	LYS	VAL	GLN	ILE	ARG	PRO	ARG	VAL	THR	ILE	PRO	LEU	HIS	ARG	MET	SER	ARG	VAL	ASP
GLU	ILE	GLU	GLN	PRO	ASP	TRP	GLN	ASN	ASP	LEU	LYS	LEU	ARG	ARG	SER	SER	VAL	GLY	TYR	ILE	SER	SER	LYS	ALA	GLN	GLU	TYR	PHE	ASN	ILE	LYS	SER	ARG	SER	GLU	LEU	MET	PHE	THR	GLU	ARG	VAL	GLN	ARG	ARG	HIS	GLY	LEU	VAL	LEU	VAL	PRO	ARG	VAL	THR	PRO	LEU	HIS	ARG	MET	SER	ARG	VAL	ASP
ASN	ASN	GLU	ASN	ASN	ILE	ALA	ALA	SER	ASP	GLN	HIS	ASP	GLU	ILE	ILE	S421	G422	I423	D424	S425	T426	M427	Y428	I429	V430	K431	Q432	I433	K434	SER	E435	K436	M437	A438	Y439	D440	E441	E442	V443	G444	M445	W446	M447	L448	V449	G450	Q451	T452	I453	D454	R455	L456	S457	M458	F459	I460	I461	T462	P463	V464				
M465	V466	L467	G468	T469	I470	F471	I472	F473	M474	M475	G476	M477	F478	M479	R480	P481	P482	A483	K484	P485	PHE	GLU	GLY	ASP	PRO	PHE	K431	Q432	T433	K434	SER	E435	K436	M437	A438	Y439	D440	E441	E442	V443	G444	M445	W446	M447	L448	V449	G450	Q451	T452	I453	D454	R455	L456	S457	M458	F459	I460	I461	T462	P463	V464			

• Molecule 2: Acetylcholine receptor delta subunit



MET	GLY	ASN	ILE	HIS	PHE	VAL	TYR	LEU	ASP	LEU	TYR	T54	N55	V56	Y57	M58	D59	H60	A61	W62	Y63	D64	H65	R66	L67	T68	W69	N70	A71	S72	E73	Y74	S75	D76	I77	S78	T79	L80	R81	V82	R22	P23	V24	E85	H86	N87	W88	I89	P90	V91	D91	R92	V93	L94	Q95	N96	N97	I98	T99	S159				
S40	N41	L42	I43	S44	L45	K46	E47	C108	M109	E110	T111	S112	P113	M114	N115	V116	Y117	M118	H119	L120	A121	W122	Y123	D124	H125	R126	L127	T128	W129	N130	A131	S132	E133	Y134	S135	D136	I137	S138	T139	L140	R141	V142	R22	P23	V24	E85	H86	N87	W88	I89	P90	V91	D91	R92	V93	L94	Q95	N96	N97	I98	T99	S159		
G100	Y101	M102	I103	V104	A105	Y106	F107	C108	M109	E110	T111	S112	P113	M114	N115	V116	Y117	M118	H119	L120	A121	W122	Y123	D124	H125	R126	L127	T128	W129	N130	A131	S132	E133	Y134	S135	D136	I137	S138	T139	L140	R141	V142	R22	P23	V24	E85	H86	N87	W88	I89	P90	V91	D91	R92	V93	L94	Q95	N96	N97	I98	T99	S159		
M160	D161	L162	MET	THR	ASP	THR	ILE	ASP	GLY	TRP	ILE	I178	I179	D180	P181	E182	A183	F184	T185	E186	L187	T188	E189	W190	I191	I192	I193	H194	K195	K196	I197	N198	N200	T201	Y202	G203	D204	K205	P206	P207	N211	Y212	Q213	D214	T215	T216	F217	Y218	L219	I220	T221	R222												
R223	K224	P225	L226	F227	Y228	V229	N230	M231	F232	I233	T234	P235	L236	V237	T300	G301	Y302	Y303	Y304	N305	C306	G307	A308	Y309	L310	N311	F312	H313	F314	S253	R315	T316	F317	S318	T319	H320	VAL	LEU	LEU	PHE	THR	GLU	ARG	VAL	VAL	LYS	VAL	GLN	ILE	ARG	PRO	ARG	VAL	THR	ILE	PRO	LEU	HIS	ARG	MET	SER	ARG	VAL	ASP
V285	P286	L287	L288	G289	K290	Y291	L292	M293	F294	I295	M296	S297	L298	V299	T300	G301	Y302	Y303	Y304	N305	C306	G307	A308	Y309	L310	N311	F312	H313	F314	S253	R315	T316	F317	S318	T319	H320	VAL	LEU	LEU	PHE	THR	GLU	ARG	VAL	VAL	LYS	VAL	GLN	ILE	ARG	PRO	ARG	VAL	THR	ILE	PRO	LEU	HIS	ARG	MET	SER	ARG	VAL	ASP
GLU	ILE	GLU	GLN	PRO	ASP	TRP	GLN	ASN	ASP	LEU	LYS	LEU	ARG	ARG	SER	SER	VAL	GLY	TYR	ILE	SER	SER	LYS	ALA	GLN	GLU	TYR	PHE	ASN	ILE	LYS	SER	ARG	SER	GLU	LEU	MET	PHE	THR	GLU	ARG	VAL	GLN	ARG	ARG	HIS	GLY	LEU	VAL	LEU	VAL	PRO	ARG	VAL	THR	PRO	LEU	HIS	ARG	MET	SER	ARG	VAL	ASP
ASN	ASN	GLU	ASN	ASN	ILE	ALA	ALA	SER	ASP	GLN	HIS	ASP	GLU	ILE	ILE	S421	G422	I423	D424	S425	T426	M427	Y428	I429	V430	K431	Q432	I433	K434	SER	E435	K436	M437	A438	Y439	D440	E441	E442	V443	G444	M445	W446	M447	L448	V449	G450	Q451	T452	I453	D454	R455	L456	S457	M458	F459	I460	I461	T462	P463	V464				
M465	V466	L467	G468	T469	I470	F471	I472	F473	M474	M475	G476	M477	F478	M479	R480	P481	P482	A483	K484	P485	PHE	GLU	GLY	ASP	PRO	PHE	K431	Q432	T433	K434	SER	E435	K436	M437	A438	Y439	D440	E441	E442	V443	G444	M445	W446	M447	L448	V449	G450	Q451	T452	I453	D454	R455	L456	S457	M458	F459	I460	I461	T462	P463	V464			

LYS	ILE	PHE	ALA	ASP	ASP	ILE	ASP	ILE	LYS	GLN	GLN	VAL	PRO	THR	PRO	ASP	VAL	S374	S374	A375	I376	E377	G378	V379	K380	Y381	I382	A383	E384	H385	M386	K387	S388	D389	E390	E391	S392	S393	N394	A395	A396	E397	E398	W399
-----	-----	-----	-----	-----	-----	-----	-----	-----	-----	-----	-----	-----	-----	-----	-----	-----	-----	------	------	------	------	------	------	------	------	------	------	------	------	------	------	------	------	------	------	------	------	------	------	------	------	------	------	------

K400	Y401	V402	V405	I406	D407	H408	I409	H409	L410	L411	C412	V413	F414	M415	L416	I417	C418	I419	I420	G421	V422	V423	S424	V425	F426	A427	G428	R429	L430	I431	E432	L433	Q434	E435	E436	G437
------	------	------	------	------	------	------	------	------	------	------	------	------	------	------	------	------	------	------	------	------	------	------	------	------	------	------	------	------	------	------	------	------	------	------	------	------

• Molecule 3: Acetylcholine receptor subunit alpha



MET	ILE	LEU	CYS	TYR	TRP	HIS	VAL	ASP	GLY	LEU	LEU	VAL	S1	E2	H3	E4	L7	V8	A9	M10	L11	L12	Y15	M16	K17	I18	I19	R20	P21	V22	E23	H24	T25	H26	F28	D29	R30	V31	I32	T32	V33	G34	L35	Q36	L37	L38
-----	-----	-----	-----	-----	-----	-----	-----	-----	-----	-----	-----	-----	----	----	----	----	----	----	----	-----	-----	-----	-----	-----	-----	-----	-----	-----	-----	-----	-----	-----	-----	-----	-----	-----	-----	-----	-----	-----	-----	-----	-----	-----	-----	-----

Q39	L40	I41	M42	V43	D44	E45	V46	N47	K107	L108	I109	V50	E51	T52	M63	V54	R55	L56	R57	Q58	W60	I61	D62	V63	R64	L65	R66	W67	N68	P69	A70	D71	Y72	G73	G74	I75	K76	K77	I78	R79	L80	P81	S82	D83	D84	V85	W86	T87	L87	P88	D89	L90	V91	I31	L92	D152	Y93	G153	N94	N95	L96	V156	D97	L37	G98
-----	-----	-----	-----	-----	-----	-----	-----	-----	------	------	------	-----	-----	-----	-----	-----	-----	-----	-----	-----	-----	-----	-----	-----	-----	-----	-----	-----	-----	-----	-----	-----	-----	-----	-----	-----	-----	-----	-----	-----	-----	-----	-----	-----	-----	-----	-----	-----	-----	-----	-----	-----	-----	-----	-----	------	-----	------	-----	-----	-----	------	-----	-----	-----

D99	F100	A101	I102	V103	H104	M105	T106	K107	L108	I109	L110	D111	Y112	T113	G114	K115	V116	W117	M117	W118	T119	P120	P121	I122	A123	F124	K125	S126	Y127	C128	E129	I130	L131	V132	T133	H134	F135	P136	F137	D138	Q139	Q140	L80	M141	C142	T143	M144	H24	L146	W86	G147	I148	M149	T150	Y151	D152	G153	T154	K155	V156	L220	S157	I158
-----	------	------	------	------	------	------	------	------	------	------	------	------	------	------	------	------	------	------	------	------	------	------	------	------	------	------	------	------	------	------	------	------	------	------	------	------	------	------	------	------	------	------	-----	------	------	------	------	-----	------	-----	------	------	------	------	------	------	------	------	------	------	------	------	------

S159	P160	E161	S162	D163	R164	P165	D166	L167	S168	T169	F170	M171	G174	E175	W176	V177	M178	K179	D180	Y181	W184	K185	H186	W187	V188	Y189	C192	C193	P194	T195	P197	Y198	L199	D200	L201	T202	Y203	H204	F205	L206	M207	Q208	R209	L146	H24	H25	T26	L87	I148	L212	Y213	F214	V215	V216	N217	V218	I219	L220	P221
------	------	------	------	------	------	------	------	------	------	------	------	------	------	------	------	------	------	------	------	------	------	------	------	------	------	------	------	------	------	------	------	------	------	------	------	------	------	------	------	------	------	------	------	------	-----	-----	-----	-----	------	------	------	------	------	------	------	------	------	------	------

C222	L223	L224	F225	S226	F227	L228	T229	V230	L231	V232	F233	Y234	L235	P236	T237	D238	H239	S239	G240	E241	K242	T244	Y245	S246	I247	S248	V249	L250	L251	C192	S252	L253	T254	V255	F256	L257	L258	V259	L260	V261	AS262	L263	L264	P265	S266	T267	S268	S269	MET	L269	A270	V271	P272	L273	I274	G275	K276	N277	M278	L279	F280	T281
------	------	------	------	------	------	------	------	------	------	------	------	------	------	------	------	------	------	------	------	------	------	------	------	------	------	------	------	------	------	------	------	------	------	------	------	------	------	------	------	------	-------	------	------	------	------	------	------	------	-----	------	------	------	------	------	------	------	------	------	------	------	------	------

M282	I283	F284	V285	I286	S287	S288	L289	I290	V291	L292	V293	V294	V295	L296	N297	H298	H299	H300	R301	S302	P303	S304	T305	H306	THR	MET	PRO	GLN	ASP	TRP	VAL	ARG	L283	L284	ILE	PHE	ILE	ILE	ASN	PRO	ASN	VAL	MET	PHE	THR	SER	THR	MET	L269	LYS	ALA	ARG	ALA	SER	LYS	GLU	LYS	GLN	GLU	GLU	ASN	LYS	ILE
------	------	------	------	------	------	------	------	------	------	------	------	------	------	------	------	------	------	------	------	------	------	------	------	------	-----	-----	-----	-----	-----	-----	-----	-----	------	------	-----	-----	-----	-----	-----	-----	-----	-----	-----	-----	-----	-----	-----	-----	------	-----	-----	-----	-----	-----	-----	-----	-----	-----	-----	-----	-----	-----	-----

PHE	ALA	ASP	ASP	ILE	ASP	ILE	SER	ASP	ILE	GLY	VAL	LYS	GLN	VAL	THR	GLY	GLU	GLU	VAL	ILE	PHE	THR	THR	LEU	ILE	LYS	ASN	PRO	ASP	ASP	VAL	LYS	ARG	S374	A375	E377	G378	V379	K380	Y381	I382	A383	E384	H385	M386	K387	D389	E390	E391	S392	S393	N394	A395	A396	E397	E398	W399	K400	Y401
-----	-----	-----	-----	-----	-----	-----	-----	-----	-----	-----	-----	-----	-----	-----	-----	-----	-----	-----	-----	-----	-----	-----	-----	-----	-----	-----	-----	-----	-----	-----	-----	-----	-----	------	------	------	------	------	------	------	------	------	------	------	------	------	------	------	------	------	------	------	------	------	------	------	------	------	------

V402	A403	M404	V405	I406	D407	H408	I409	H409	L410	L411	C412	V413	F414	M415	L416	I417	C418	I419	I420	G421	V422	V423	S424	V425	F426	A427	L430	I431	E432	Q434	E435	E436	G437
------	------	------	------	------	------	------	------	------	------	------	------	------	------	------	------	------	------	------	------	------	------	------	------	------	------	------	------	------	------	------	------	------	------

• Molecule 3: Acetylcholine receptor subunit alpha




MET	ILE	LEU	CYS	TYR	TRP	HIS	VAL	ASP	GLY	LEU	LEU	VAL	S1	E2	H3	E4	T5	R6	W7	L8	V9	A10	L11	L12	E13	H14	Y15	M16	K17	V18	I19	R20	P21	V22	E23	H24	H25	T26	H27	F28	V29	D30	I31	T32	V33	G34	L35	Q36
-----	-----	-----	-----	-----	-----	-----	-----	-----	-----	-----	-----	-----	----	----	----	----	----	----	----	----	----	-----	-----	-----	-----	-----	-----	-----	-----	-----	-----	-----	-----	-----	-----	-----	-----	-----	-----	-----	-----	-----	-----	-----	-----	-----	-----	-----

L37	I38	Q39	L40	I41	M42	V43	D44	E45	V46	N47	K107	L108	I109	V50	E51	T52	M63	V54	R55	L56	R57	Q58	W60	I61	D62	V63	R64	L65	R66	W67	N68	P69	A70	D71	Y72	G73	G74	I75	K76	K77	I78	R79	L80	P81	S82	D83	D84	V85	W86	T87	L87	P88	D89	L90	V91	I31	L92	D152	Y93	G153	N94	N95	L96	V156	D97
-----	-----	-----	-----	-----	-----	-----	-----	-----	-----	-----	------	------	------	-----	-----	-----	-----	-----	-----	-----	-----	-----	-----	-----	-----	-----	-----	-----	-----	-----	-----	-----	-----	-----	-----	-----	-----	-----	-----	-----	-----	-----	-----	-----	-----	-----	-----	-----	-----	-----	-----	-----	-----	-----	-----	-----	-----	------	-----	------	-----	-----	-----	------	-----

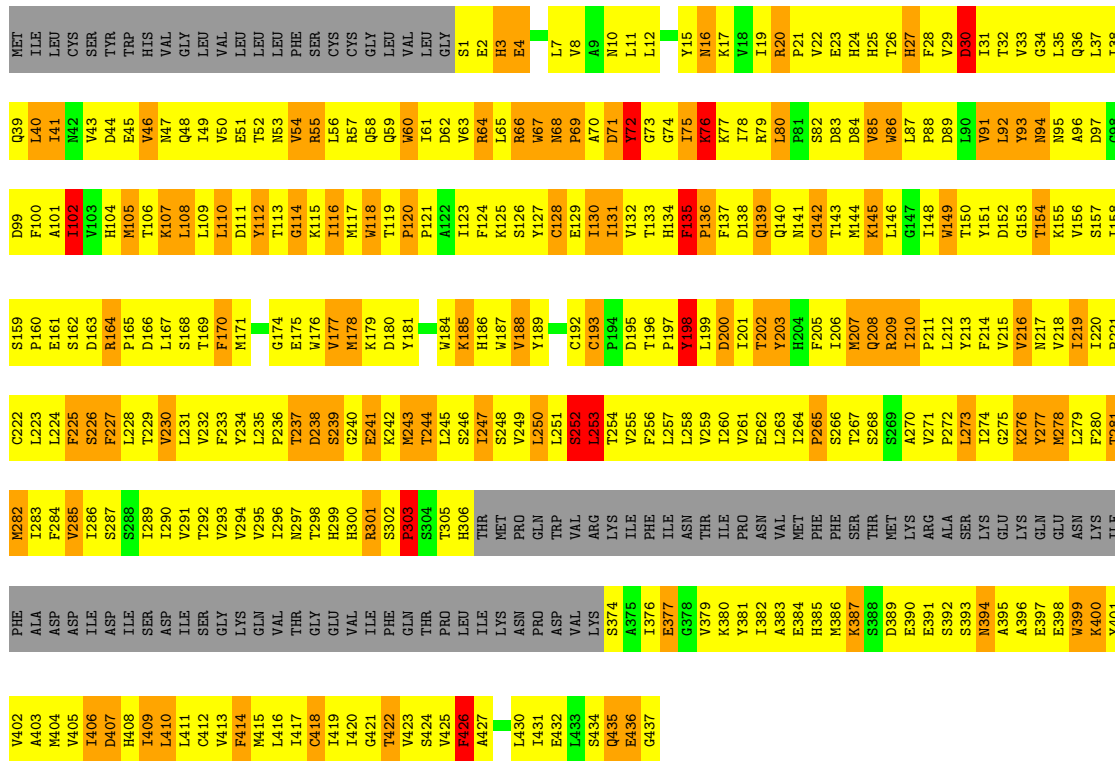
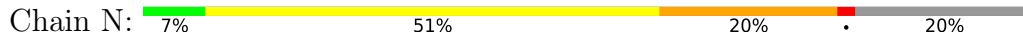
F100	A101	I102	V103	H104	M105	T106	K107	L108	L109	L110	D111	Y112	T113	G114	K115	V116	W117	M117	W118	T119	P120	P121	I122	A123	F124	K125	S126	Y127	C128	E129	I130	L131	V132	T133	H134	F135	P136	F137	D138	Q139	Q140	L80	M141	C142	T143	M144	H24	L146	W86	G147	I148	M149	T150	Y151	D152	G153	T154	K155	V156	L220	S157	I158
------	------	------	------	------	------	------	------	------	------	------	------	------	------	------	------	------	------	------	------	------	------	------	------	------	------	------	------	------	------	------	------	------	------	------	------	------	------	------	------	------	------	-----	------	------	------	------	-----	------	-----	------	------	------	------	------	------	------	------	------	------	------	------	------

S159	P160	E161	S162	D163	R164	P165	D166	L167	S168	T169	F170	M171	G174	E175	W176	V177	M178	K179	D180	Y181	W184	K185	H186	W187	V188	Y189	C192	C193	P194	T195	P197	Y198	L199	D200	L201	T202	Y203	H204	F205	L206	M207	Q208	R209	L146	H24	H25	T26	L87	I148	L212	Y213	F214	V215	V216	N217	V218	I219	L220	P221
------	------	------	------	------	------	------	------	------	------	------	------	------	------	------	------	------	------	------	------	------	------	------	------	------	------	------	------	------	------	------	------	------	------	------	------	------	------	------	------	------	------	------	------	------	-----	-----	-----	-----	------	------	------	------	------	------	------	------	------	------	------

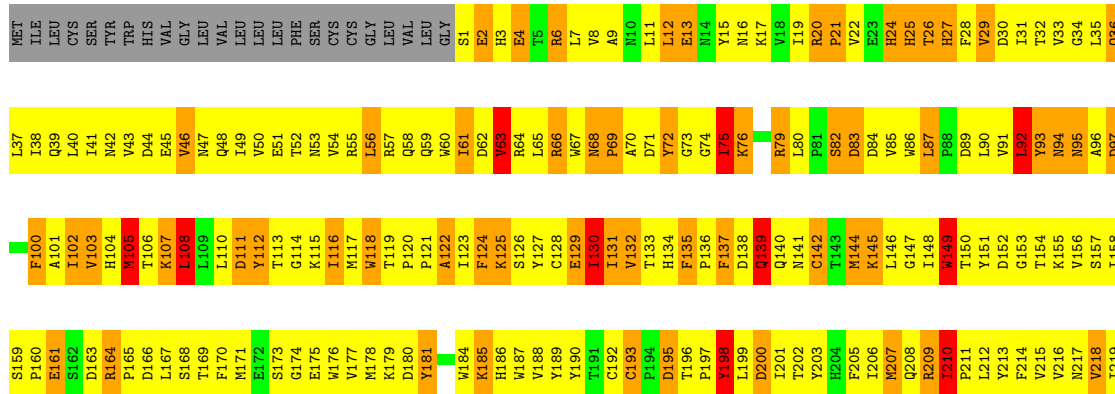
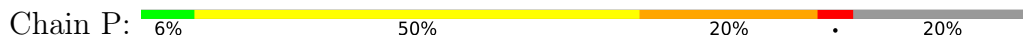
L220	F221	C222	L223	L224	S162	D163	F225	S226	F227	L228	T229	V230	L231	L232	F233	V234	L235	P236	T237	D238	S239	G240	K242	T244	L245	S246	T247	S248	V249	L250	L251	L252	L253	T254	V255	F256	L257	L258	V259	L199	D200	I201	T202	E262	L263	L264	P265	S266	T267	S268	S269	MET	L269	A270	V271	P272	L273	I274	G275	K276	N277	M278	L279
------	------	------	------	------	------	------	------	------	------	------	------	------	------	------	------	------	------	------	------	------	------	------	------	------	------	------	------	------	------	------	------	------	------	------	------	------	------	------	------	------	------	------	------	------	------	------	------	------	------	------	------	-----	------	------	------	------	------	------	------	------	------	------	------



• Molecule 3: Acetylcholine receptor subunit alpha

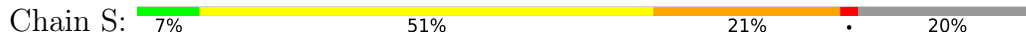


• Molecule 3: Acetylcholine receptor subunit alpha



I220	F280	LYS	K400
P221	T281	ILE	Y401
C222	M282	PHE	V402
L223	I283	ALA	V405
L224	I284	ASP	V406
F225	V285	ASP	V406
S226	I286	ILE	D407
F227	S287	ASP	H408
L228	S288	ILE	I409
T229	I289	SER	L410
V230	L290	ASP	L411
V230	L290	ASP	L411
L231	V291	VAL	C412
V232	T292	ILE	V413
F233	V293	LEU	F414
Y234	V294	GLY	M415
L235	V295	LYS	L416
P236	I296	VAL	K115
T237	N297	THR	I417
T237	N297	THR	C418
D238	T298	GLY	I419
S239	H299	GLY	I420
G240	H300	VAL	G421
E241	R301	ILE	T422
K242	S302	PHE	V423
M243	P303	GLN	S424
T244	S304	THR	V425
L245	T305	PRO	F426
S246	H306	LEU	A427
I247	THR	ILE	G428
S248	MET	LYS	R429
V249	PRO	ASN	L430
V249	PRO	ASN	L430
L250	GLN	PRO	I431
L251	TRP	ASP	E432
S252	VAL	VAL	S433
L253	ARG	LYS	S374
T254	ILE	A375	Q435
V255	ILE	A376	E436
F256	PHE	I377	G437
L258	ASN	E377	
V259	THR	G378	
I260	ILE	V379	
V261	PRO	K380	
E262	ASN	Y381	
L263	ASN	I382	
I264	VAL	A383	
P265	MET	E384	
S266	PHE	H385	
T267	SER	M386	
S268	THR	K387	
S269	MET	S388	
A270	LYS	D389	
V271	ARG	E390	
L272	ALA	S391	
L273	SER	S392	
I274	LYS	S393	
G275	GLY	N394	
K276	LYS	A395	
Y277	GLN	A396	
M278	GLU	E397	
L279	ASN	W399	

• Molecule 3: Acetylcholine receptor subunit alpha

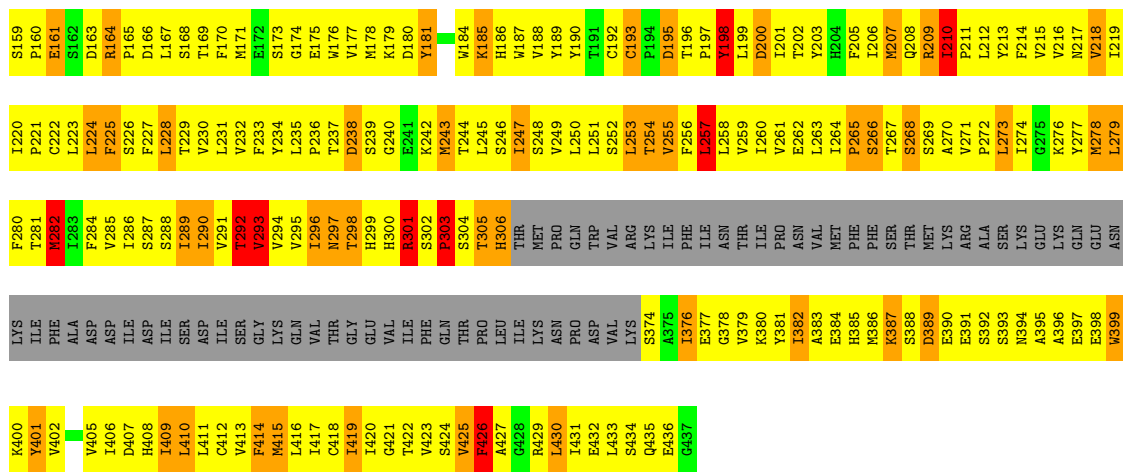


MET	Q39	S159	C222	M282	PHE	V402
ILE	L40	P160	L223	I283	ALA	A403
LEU	A141	E161	F225	F284	ASP	M404
CYS	N42	S162	F226	V285	ASP	V405
SER	V43	I103	I286	I286	ILE	I406
ASP	D44	R164	F227	S287	ASP	D407
TRP	E45	M105	L228	S288	ILE	H408
HIS	V46	T106	L229	I289	SER	I409
VAL	M47	K107	V230	L290	ASP	L410
GLY	Q48	L108	L231	V291	ILE	L411
LEU	I49	L109	V232	T292	SER	C412
VAL	V50	L110	F233	V293	GLY	V413
LEU	E51	D111	V234	V294	LYS	V294
LEU	T52	Y112	L235	V295	GLN	M415
LEU	M53	T113	P236	I296	VAL	L416
LEU	V54	G114	T237	N297	THR	I417
PHE	R55	K115	D238	T298	GLY	C418
SER	M56	M116	S239	H299	GLU	I419
CYS	R57	M117	G240	H300	VAL	I420
CYS	M58	M118	E241	R301	ILE	G421
GLY	Q59	T119	K242	S302	PHE	T422
VAL	W60	P120	M243	P303	GLN	V423
VAL	I61	P121	T244	S304	THR	S424
GLY	D62	A122	L245	T305	PRO	A122
S1	V63	M123	S246	H306	LEU	V425
E2	R64	F124	I247	THR	ILE	F426
H3	L65	K125	S248	MET	LYS	A427
E4	R66	L125	V249	PRO	ASN	L430
G5	W67	S126	L250	GLN	PRO	I431
L7	M68	Y127	L251	TRP	ASP	E432
V8	P69	C192	S252	TRP	VAL	L433
A9	A70	G193	L253	ARG	VAL	S434
D71	D71	P194	T254	LYS	LYS	S435
Y72	Y72	D195	V255	ILE	S374	E436
L11	L11	T196	F256	PHE	A375	G437
L12	L12	P197	L257	ILE	E376	
G74	G74	Y198	L258	ASN	G378	
I75	I75	L199	V259	THR	V379	
K76	K76	D200	I260	ILE	K380	
R77	R77	T201	V261	LEU	Y381	
I78	I78	T202	E262	ASN	I382	
R79	R79	Q203	L263	VAL	A383	
L80	L80	H204	I264	MET	E384	
P81	P81	I205	P265	PHE	H385	
S82	S82	I206	S266	PHE	M386	
D83	D83	M207	T267	SER	S388	
H84	H84	Q208	S268	THR	D389	
V85	V85	R209	S269	MET	E390	
H86	H86	I210	A270	LYS	E391	
T87	T87	T211	V271	ARG	S392	
P88	P88	L212	F272	ALA	S393	
D89	D89	Y213	L273	SER	N394	
L90	L90	F214	L274	LYS	A395	
V91	V91	V215	G275	GLU	S397	
L92	L92	V216	K276	LYS	T32	
V93	V93	M217	Y277	GLN	T32	
G94	G94	V218	M278	GLU	V33	
N95	N95	I219	L279	ASN	H399	
A96	A96	L220	F280	LYS	K400	
D97	D97	P221	T281	ILE	Y401	
G98	G98	I158				

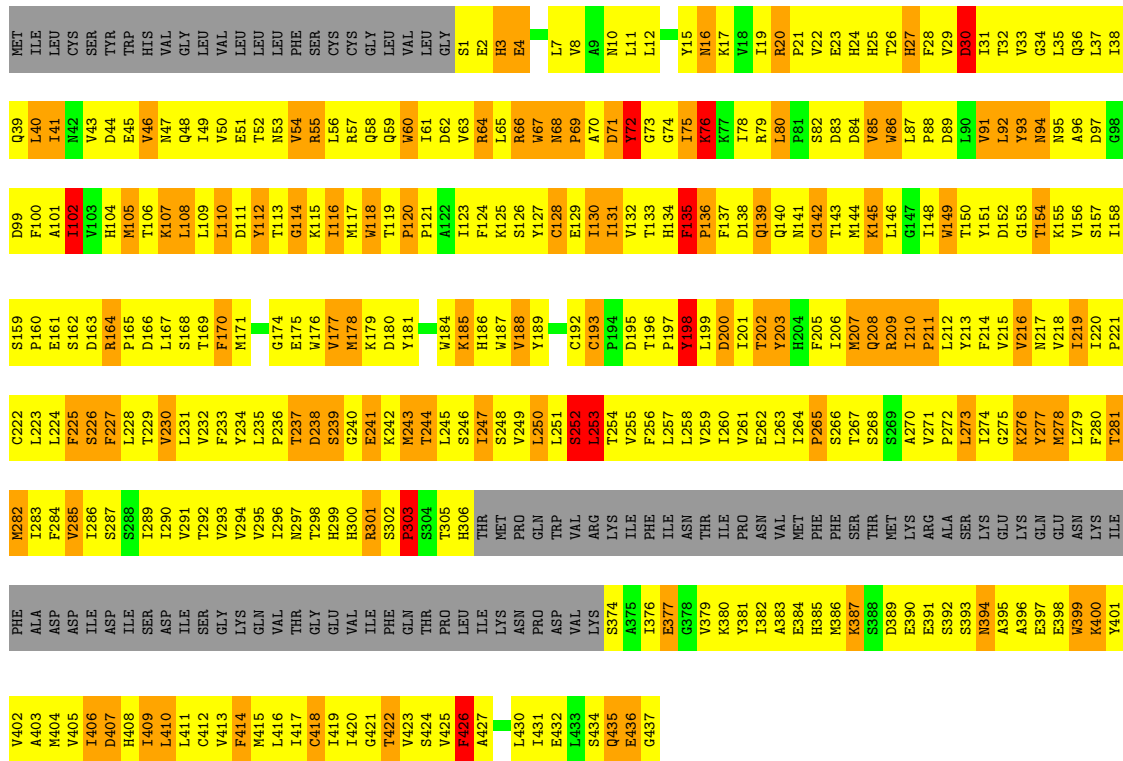
• Molecule 3: Acetylcholine receptor subunit alpha



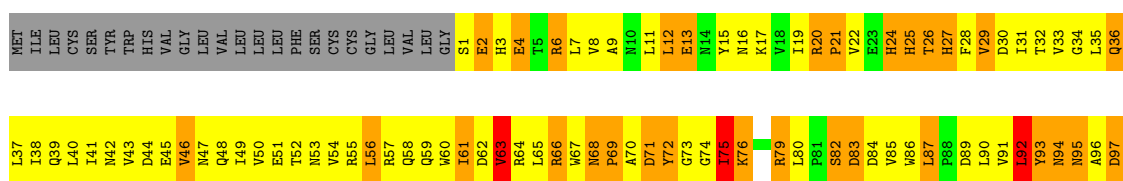
MET	L37	F100	L108	PHE	V402
ILE	I38	A101	L108	ALA	A403
LEU	Q39	I102	L411	ASP	M404
CYS	L40	V103	C412	ASP	V405
TYR	I41	H104	V413	ILE	I406
SER	N42	M105	F414	ASP	D407
TRP	V43	K106	M415	ILE	H408
HIS	D44	T107	L416	SER	I409
VAL	E45	K107	I417	ASP	L410
ASP	V46	L108	C418	ILE	L411
LEU	N47	L110	I419	SER	C412
GLY	Q48	L111	M117	GLY	V413
VAL	I49	D111	M118	LYS	V294
LEU	V50	Y112	W118	GLN	V294
LEU	E51	T113	T119	VAL	M415
LEU	T52	G114	P120	THR	L416
PHE	M53	K115	Q58	GLY	I417
SER	N53	M116	R55	CYS	C418
CYS	V54	I419	M56	GLU	I419
GLY	R55	M117	R57	CYS	I420
GLY	L56	M118	H58	GLY	G421
LEU	R57	T119	T119	ILE	T422
LEU	S58	P120	P120	PHE	V423
VAL	Q59	P121	Q59	GLN	S424
LEU	W60	A122	W60	THR	A122
GLY	V60	I123	V60	PRO	V425
S1	I61	M123	I61	LEU	V425
E2	D62	F124	D62	THR	F426
H3	V63	K125	V63	MET	A427
E4	L65	L125	L65	PRO	L430
T5	L65	Y127	L65	GLN	I431
R6	R66	C128	R66	TRP	E432
L7	W67	E129	W67	TRP	L433
V8	M68	I130	M68	VAL	S434
A9	P69	I131	P69	VAL	S435
D71	A70	V132	A70	LYS	E436
L11	L11	T133	L11	ILE	G437
L12	Y72	H134	Y72	ILE	
E13	G73	F135	G73	ASN	
H14	G74	P136	G74	THR	
Y15	F75	F137	F75	ILE	
M16	K76	D138	K76	LEU	
K17		Q139		ASN	
I19		Q140		VAL	
V18		M141		MET	
R20		C142		PHE	
F21		T143		PHE	
H22		K144		SER	
V22		K145		THR	
H24		L146		MET	
E23		G147		LYS	
H25		I148		ARG	
T26		M149		ALA	
H27		T150		SER	
F28		Y151		LYS	
V29		D152		GLU	
D30		G153		LYS	
I31		T154		GLN	
V33		K155		GLU	
G34		V156		ASN	
V35		S157		LYS	
A96		L157		LYS	
Q36		I158		ILE	

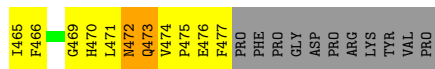


• Molecule 3: Acetylcholine receptor subunit alpha

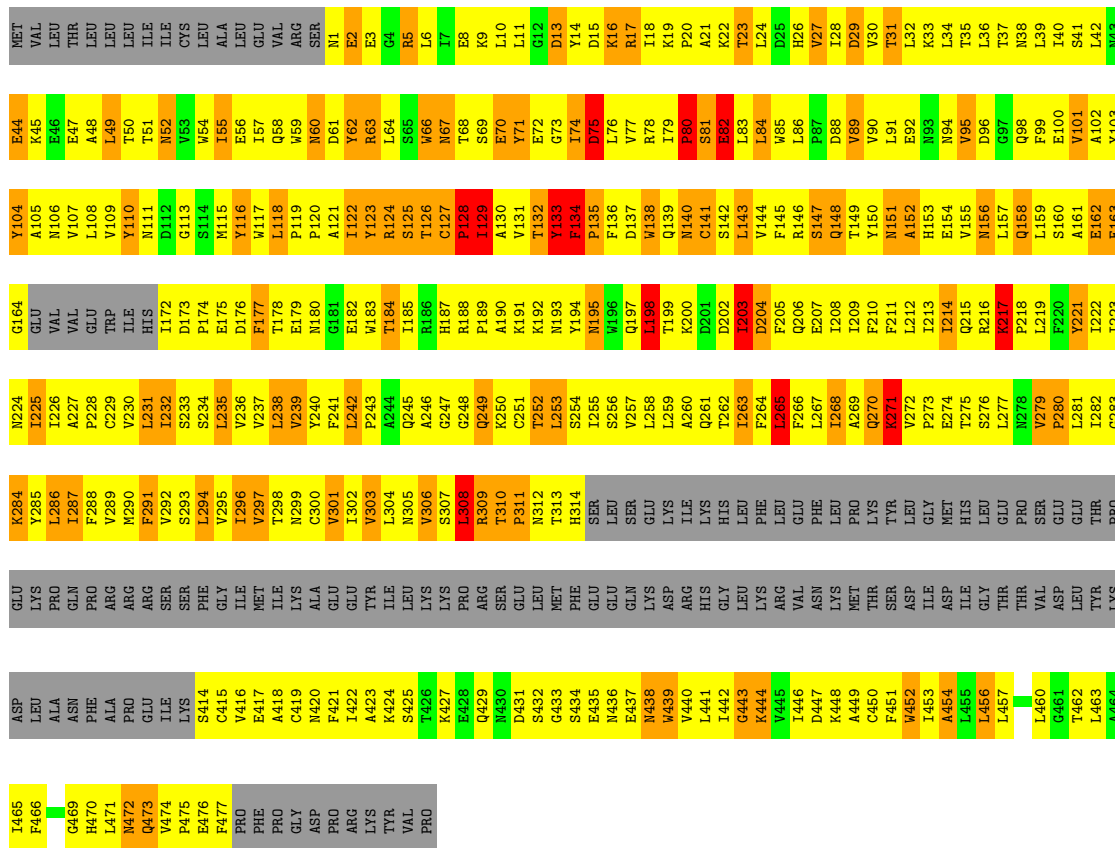


• Molecule 3: Acetylcholine receptor subunit alpha

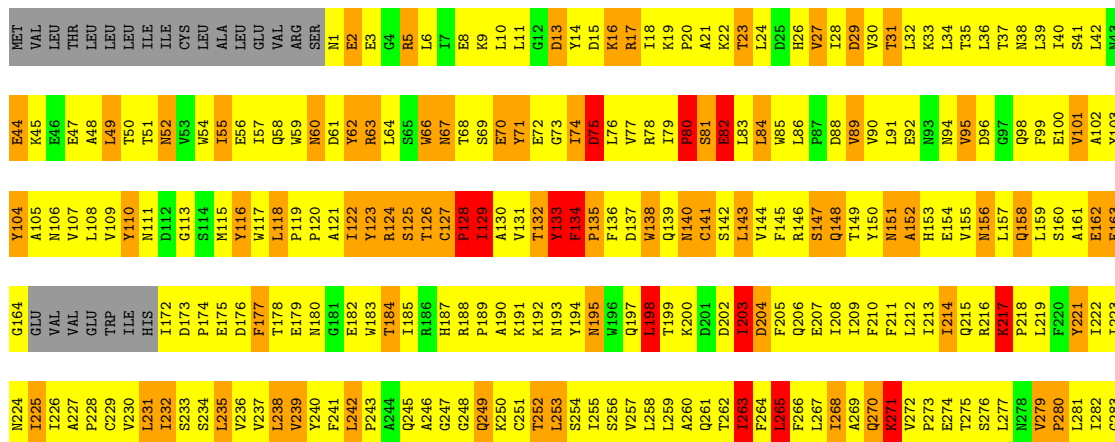
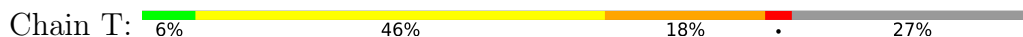




• Molecule 4: Acetylcholine receptor gamma subunit



• Molecule 4: Acetylcholine receptor gamma subunit



K284	Y285	L286	I287	F288	V289	M290	F291	V292	S293	L294	V295	I296	V297	T298	N299	C300	V301	I302	V303	L304	N305	V306	S307	L308	R309	T310	P311	N312	T313	H314	LEU	SER	LEU	SER	GLY	LYS	ILE	LYS	HIS	LEU	PHE	LEU	GLY	VAL	ASN	LEU	PRO	LYS	TYR	LEU	ASP	MET	GLY	ASP	HIS	THR	PRO	SER	GLU	THR	PRO
I465	F466	G469	H470	L471	M472	Q473	V474	P475	E476	F477	PHE	PRO	GLY	ALA	N418	C419	N420	F421	I422	A423	K424	S425	T426	K427	E428	Q429	N430	D431	S432	G433	S434	E435	N436	E437	N438	V439	V440	L441	I442	G443	K444	V445	D447	K448	A449	C450	F451	M452	I453	A454	L455	L456	L457	L460	G461	T462	L463	A464			
ASP	LEU	ALA	ASN	PHE	LEU	PRO	GLY	ILE	SER	S414	C415	V416	E417	A418	C419	N420	F421	I422	A423	K424	S425	T426	K427	E428	Q429	N430	D431	S432	G433	S434	E435	N436	E437	N438	V439	V440	L441	I442	G443	K444	V445	D447	K448	A449	C450	F451	M452	I453	A454	L455	L456	L457	L460	G461	T462	L463	A464				
GLU	LYS	PRO	GLN	PRO	ARG	ARG	ARG	ILE	SER	PHE	GLY	ILE	MET	ILE	LYS	ALA	GLU	TYR	TYR	ILE	LEU	LYS	LYS	PRO	ARG	ARG	GLY	GLN	LYS	ASP	ARG	ILE	LYS	HIS	GLY	VAL	ASN	LYS	LEU	VAL	ASN	LYS	LEU	PRO	MET	THR	SER	ASP	ILE	ASP	ILE	GLY	THR	THR	VAL	ASP	LEU	TYR	THR	LYS	

● Molecule 4: Acetylcholine receptor gamma subunit



MET	VAL	THR	THR	LEU	LEU	LEU	ILE	ILE	CYS	VAL	LEU	ALA	ALA	LEU	GLY	VAL	N1	E2	E3	G4	R5	L6	I7	E8	K9	L10	L11	L12	G12	G13	G73	G73	Y14	D15	K16	R17	R18	L19	L19	P20	A21	K22	T23	L24	D25	H26	V27	I28	D29	V30	V30	F451	L32	L32	K33	L34	T35	L36	L36	N38	L39	I40	S41	L42	A43
E44	K45	E46	E47	A48	L49	T50	T51	N52	V53	M54	M55	E56	I57	Q58	M59	N60	D61	V62	R63	L64	S65	M66	N67	T68	S69	E70	Y71	E72	E73	G73	I74	I75	L76	V77	V77	R78	L78	I79	P80	S81	E82	L83	L84	L84	L86	H87	D88	H89	V90	Y90	L91	L91	E92	N93	N94	N95	D96	G97	G97	Q98	F99	E100	V101	A102	Y103
Y104	A105	M106	Y107	L108	V109	Y110	M111	D112	G113	S114	M115	E116	M117	L118	P119	M120	A121	I122	R123	R124	S125	T126	C127	T128	S129	A130	V131	T132	T133	N133	Y134	F135	L136	L137	L138	M139	Q139	M140	C141	S142	L143	L144	L144	L146	H147	Q148	T149	F150	M151	L91	A152	H153	E154	V155	M156	R216	L157	Q158	L159	S160	A161	E162	E163		
G164	GLY	VAL	VAL	TRP	ILE	HIS	I172	D173	P174	S174	D175	D176	F177	T178	E179	M180	G181	E182	M183	A184	I185	R186	H187	R188	P189	A190	K191	K192	N193	Y194	M195	H196	Q197	L198	T199	K200	D201	D202	T203	F204	Q205	Q206	E207	I208	A209	F210	F211	L212	I213	I214	Q215	R216	P218	F220	L219	Y221	I222	I223							
N224	I225	I226	A227	C228	V230	L231	I232	S233	S234	L235	V236	V237	L238	V239	E240	F241	I242	P243	A244	Q245	A246	G247	G248	Q249	K250	C251	T252	L253	S254	I255	S256	V257	L258	L259	A260	Q261	T262	I263	F264	L265	F266	L267	I268	A269	Q270	K271	V272	P273	E274	T275	S276	L277	N278	V279	P280	L281	L282	G283							
K284	Y285	L286	I287	F288	V289	M290	F291	V292	S293	L294	V295	I296	V297	T298	N299	C300	V301	I302	V303	L304	N305	V306	S307	L308	R309	T310	P311	N312	T313	H314	LEU	SER	LEU	SER	GLY	LYS	ILE	LYS	HIS	LEU	PHE	LEU	GLY	VAL	ASN	LEU	PRO	LYS	TYR	LEU	ASP	MET	GLY	ASP	ILE	ASP	ILE	GLY	THR	PRO	SER	GLU	THR	PRO	
GLU	LYS	PRO	GLN	PRO	ARG	ARG	ARG	ILE	SER	PHE	GLY	ILE	MET	ILE	LYS	ALA	GLU	TYR	TYR	ILE	LEU	LYS	LYS	PRO	ARG	ARG	GLY	GLN	LYS	ASP	ARG	ILE	LYS	HIS	GLY	VAL	ASN	LYS	LEU	VAL	ASN	LYS	LEU	PRO	MET	THR	SER	ASP	ILE	ASP	ILE	GLY	THR	THR	VAL	ASP	LEU	TYR	THR	LYS					
ASP	LEU	ALA	ASN	PHE	LEU	PRO	GLY	ILE	SER	S414	C415	V416	E417	A418	C419	N420	F421	I422	A423	K424	S425	T426	K427	E428	Q429	N430	D431	S432	G433	S434	E435	N436	E437	N438	V439	V440	L441	I442	G443	K444	V445	D447	K448	A449	C450	F451	M452	I453	A454	L455	L456	L457	L460	G461	T462	L463	A464								
I465	F466	G469	H470	L471	M472	Q473	V474	P475	E476	F477	PHE	PRO	GLY	ALA	N418	C419	N420	F421	I422	A423	K424	S425	T426	K427	E428	Q429	N430	D431	S432	G433	S434	E435	N436	E437	N438	V439	V440	L441	I442	G443	K444	V445	D447	K448	A449	C450	F451	M452	I453	A454	L455	L456	L457	L460	G461	T462	L463	A464							

4 Experimental information

Property	Value	Source
EM reconstruction method	TOMOGRAPHY	Depositor
Imposed symmetry	POINT, C1	Depositor
Number of tilted images used	3564	Depositor
Resolution determination method	Not provided	
CTF correction method	Not provided	
Microscope	FEI TECNAI F30	Depositor
Voltage (kV)	300	Depositor
Electron dose ($e^-/\text{\AA}^2$)	50	Depositor
Minimum defocus (nm)	3000	Depositor
Maximum defocus (nm)	6000	Depositor
Magnification	80213	Depositor
Image detector	GATAN ULTRASCAN 4000 (4k x 4k)	Depositor

5 Model quality i

5.1 Standard geometry i

The Z score for a bond length (or angle) is the number of standard deviations the observed value is removed from the expected value. A bond length (or angle) with $|Z| > 5$ is considered an outlier worth inspection. RMSZ is the root-mean-square of all Z scores of the bond lengths (or angles).

Mol	Chain	Bond lengths		Bond angles	
		RMSZ	# Z >5	RMSZ	# Z >5
1	O	0.76	2/3048 (0.1%)	0.99	4/4162 (0.1%)
1	B	0.76	2/3048 (0.1%)	0.99	4/4162 (0.1%)
1	G	0.76	2/3048 (0.1%)	0.99	4/4162 (0.1%)
1	L	0.76	2/3048 (0.1%)	0.99	4/4162 (0.1%)
1	Q	0.76	2/3048 (0.1%)	0.99	4/4162 (0.1%)
1	V	0.76	2/3048 (0.1%)	0.99	4/4162 (0.1%)
2	I	0.74	2/3059 (0.1%)	1.03	9/4175 (0.2%)
2	C	0.74	2/3059 (0.1%)	1.03	9/4175 (0.2%)
2	H	0.74	2/3059 (0.1%)	1.03	8/4175 (0.2%)
2	M	0.74	2/3059 (0.1%)	1.03	9/4175 (0.2%)
2	R	0.74	2/3059 (0.1%)	1.03	9/4175 (0.2%)
2	W	0.75	2/3059 (0.1%)	1.03	8/4175 (0.2%)
3	2	0.74	2/3069 (0.1%)	1.01	6/4186 (0.1%)
3	A	0.72	3/3069 (0.1%)	1.03	10/4186 (0.2%)
3	D	0.74	2/3069 (0.1%)	1.01	6/4186 (0.1%)
3	F	0.72	3/3069 (0.1%)	1.03	10/4186 (0.2%)
3	I	0.74	2/3069 (0.1%)	1.01	6/4186 (0.1%)
3	K	0.72	3/3069 (0.1%)	1.03	10/4186 (0.2%)
3	N	0.74	2/3069 (0.1%)	1.01	6/4186 (0.1%)
3	P	0.72	3/3069 (0.1%)	1.03	10/4186 (0.2%)
3	S	0.74	2/3069 (0.1%)	1.01	6/4186 (0.1%)
3	U	0.72	3/3069 (0.1%)	1.03	10/4186 (0.2%)
3	X	0.74	2/3069 (0.1%)	1.01	6/4186 (0.1%)
3	Z	0.72	3/3069 (0.1%)	1.03	10/4186 (0.2%)
4	3	0.73	6/3057 (0.2%)	1.01	9/4174 (0.2%)
4	E	0.73	6/3057 (0.2%)	1.01	9/4174 (0.2%)
4	J	0.73	6/3057 (0.2%)	1.01	9/4174 (0.2%)
4	O	0.73	6/3057 (0.2%)	1.01	9/4174 (0.2%)
4	T	0.73	6/3057 (0.2%)	1.01	9/4174 (0.2%)
4	Y	0.73	6/3057 (0.2%)	1.01	9/4174 (0.2%)
All	All	0.74	90/91812 (0.1%)	1.01	226/125298 (0.2%)

Chiral center outliers are detected by calculating the chiral volume of a chiral center and verifying if the center is modelled as a planar moiety or with the opposite hand. A planarity outlier is detected

by checking planarity of atoms in a peptide group, atoms in a mainchain group or atoms of a sidechain that are expected to be planar.

Mol	Chain	#Chirality outliers	#Planarity outliers
2	1	0	2
2	C	0	2
2	H	0	2
2	M	0	2
2	R	0	2
2	W	0	2
3	2	0	2
3	D	0	2
3	I	0	2
3	N	0	2
3	S	0	2
3	X	0	2
All	All	0	24

All (90) bond length outliers are listed below:

Mol	Chain	Res	Type	Atoms	Z	Observed(Å)	Ideal(Å)
1	B	129	THR	C-N	-8.43	1.14	1.34
1	L	129	THR	C-N	-8.42	1.14	1.34
1	V	129	THR	C-N	-8.42	1.14	1.34
1	0	129	THR	C-N	-8.41	1.14	1.34
1	G	129	THR	C-N	-8.40	1.14	1.34
1	Q	129	THR	C-N	-8.38	1.14	1.34
3	U	118	TRP	CB-CG	7.93	1.64	1.50
3	A	118	TRP	CB-CG	7.92	1.64	1.50
3	P	118	TRP	CB-CG	7.91	1.64	1.50
3	K	118	TRP	CB-CG	7.90	1.64	1.50
3	Z	118	TRP	CB-CG	7.88	1.64	1.50
3	F	118	TRP	CB-CG	7.87	1.64	1.50
3	2	208	GLN	C-N	7.59	1.51	1.34
3	N	208	GLN	C-N	7.58	1.51	1.34
3	S	208	GLN	C-N	7.58	1.51	1.34
3	I	208	GLN	C-N	7.57	1.51	1.34
3	X	208	GLN	C-N	7.55	1.51	1.34
3	D	208	GLN	C-N	7.55	1.51	1.34
4	J	8	GLU	CB-CG	6.56	1.64	1.52
4	3	8	GLU	CB-CG	6.54	1.64	1.52
4	E	8	GLU	CB-CG	6.52	1.64	1.52
4	Y	8	GLU	CB-CG	6.52	1.64	1.52
4	O	8	GLU	CB-CG	6.51	1.64	1.52
4	T	8	GLU	CB-CG	6.51	1.64	1.52

Continued on next page...

Continued from previous page...

Mol	Chain	Res	Type	Atoms	Z	Observed(Å)	Ideal(Å)
2	1	265	LEU	C-N	6.20	1.48	1.34
2	H	265	LEU	C-N	6.20	1.48	1.34
2	C	265	LEU	C-N	6.19	1.48	1.34
2	M	265	LEU	C-N	6.18	1.48	1.34
2	R	265	LEU	C-N	6.17	1.48	1.34
2	W	265	LEU	C-N	6.17	1.48	1.34
2	R	130	CYS	C-N	6.06	1.45	1.34
2	H	130	CYS	C-N	6.02	1.45	1.34
2	W	130	CYS	C-N	6.02	1.45	1.34
2	C	130	CYS	C-N	6.00	1.45	1.34
2	M	130	CYS	C-N	6.00	1.45	1.34
2	1	130	CYS	C-N	5.99	1.45	1.34
3	P	222	CYS	CB-SG	-5.89	1.72	1.81
3	U	222	CYS	CB-SG	-5.85	1.72	1.81
3	K	222	CYS	CB-SG	-5.85	1.72	1.81
3	Z	222	CYS	CB-SG	-5.84	1.72	1.81
3	A	222	CYS	CB-SG	-5.83	1.72	1.81
3	F	222	CYS	CB-SG	-5.82	1.72	1.81
4	Y	8	GLU	CG-CD	5.66	1.60	1.51
4	3	8	GLU	CG-CD	5.63	1.60	1.51
4	J	8	GLU	CG-CD	5.59	1.60	1.51
4	O	8	GLU	CG-CD	5.59	1.60	1.51
4	T	8	GLU	CG-CD	5.58	1.60	1.51
4	E	8	GLU	CG-CD	5.55	1.60	1.51
4	3	126	THR	C-N	-5.36	1.21	1.34
4	E	311	PRO	N-CD	5.34	1.55	1.47
4	T	311	PRO	N-CD	5.34	1.55	1.47
4	E	126	THR	C-N	-5.34	1.21	1.34
4	T	126	THR	C-N	-5.33	1.21	1.34
4	J	126	THR	C-N	-5.33	1.21	1.34
4	J	311	PRO	N-CD	5.33	1.55	1.47
4	Y	126	THR	C-N	-5.33	1.21	1.34
4	O	126	THR	C-N	-5.31	1.21	1.34
4	3	311	PRO	N-CD	5.28	1.55	1.47
4	O	311	PRO	N-CD	5.28	1.55	1.47
4	E	306	VAL	C-N	-5.27	1.22	1.34
4	Y	311	PRO	N-CD	5.26	1.55	1.47
4	3	306	VAL	C-N	-5.26	1.22	1.34
4	O	306	VAL	C-N	-5.25	1.22	1.34
4	Y	306	VAL	C-N	-5.25	1.22	1.34
4	T	306	VAL	C-N	-5.24	1.22	1.34
4	J	306	VAL	C-N	-5.23	1.22	1.34

Continued on next page...

Continued from previous page...

Mol	Chain	Res	Type	Atoms	Z	Observed(Å)	Ideal(Å)
3	D	140	GLN	C-N	-5.15	1.22	1.34
3	2	140	GLN	C-N	-5.13	1.22	1.34
1	Q	159	GLN	C-N	5.13	1.45	1.34
3	S	140	GLN	C-N	-5.13	1.22	1.34
1	L	159	GLN	C-N	5.12	1.45	1.34
3	I	140	GLN	C-N	-5.12	1.22	1.34
1	0	159	GLN	C-N	5.11	1.45	1.34
1	G	159	GLN	C-N	5.10	1.45	1.34
3	N	140	GLN	C-N	-5.10	1.22	1.34
1	B	159	GLN	C-N	5.10	1.45	1.34
3	X	140	GLN	C-N	-5.09	1.22	1.34
4	J	134	PHE	C-N	5.09	1.44	1.34
1	V	159	GLN	C-N	5.08	1.45	1.34
4	Y	134	PHE	C-N	5.08	1.43	1.34
3	F	122	ALA	C-N	-5.07	1.22	1.34
3	P	122	ALA	C-N	-5.07	1.22	1.34
4	E	134	PHE	C-N	5.07	1.43	1.34
4	T	134	PHE	C-N	5.07	1.43	1.34
4	3	134	PHE	C-N	5.05	1.43	1.34
4	O	134	PHE	C-N	5.05	1.43	1.34
3	A	122	ALA	C-N	-5.05	1.22	1.34
3	U	122	ALA	C-N	-5.04	1.22	1.34
3	K	122	ALA	C-N	-5.04	1.22	1.34
3	Z	122	ALA	C-N	-5.02	1.22	1.34

All (226) bond angle outliers are listed below:

Mol	Chain	Res	Type	Atoms	Z	Observed(°)	Ideal(°)
2	M	266	ALA	N-CA-CB	10.41	124.67	110.10
2	C	266	ALA	N-CA-CB	10.40	124.66	110.10
2	1	266	ALA	N-CA-CB	10.39	124.64	110.10
2	H	266	ALA	N-CA-CB	10.39	124.64	110.10
2	R	266	ALA	N-CA-CB	10.39	124.64	110.10
2	W	266	ALA	N-CA-CB	10.38	124.64	110.10
2	W	315	ARG	NE-CZ-NH2	7.21	123.90	120.30
4	J	198	LEU	CA-CB-CG	7.20	131.86	115.30
4	O	198	LEU	CA-CB-CG	7.20	131.86	115.30
4	3	198	LEU	CA-CB-CG	7.20	131.85	115.30
4	E	198	LEU	CA-CB-CG	7.19	131.83	115.30
4	Y	198	LEU	CA-CB-CG	7.18	131.82	115.30
2	1	315	ARG	NE-CZ-NH2	7.18	123.89	120.30
4	T	198	LEU	CA-CB-CG	7.18	131.81	115.30

Continued on next page...

Continued from previous page...

Mol	Chain	Res	Type	Atoms	Z	Observed(°)	Ideal(°)
2	M	315	ARG	NE-CZ-NH2	7.17	123.88	120.30
3	F	209	ARG	NE-CZ-NH2	7.15	123.87	120.30
2	R	315	ARG	NE-CZ-NH2	7.12	123.86	120.30
2	H	315	ARG	NE-CZ-NH2	7.11	123.86	120.30
3	Z	209	ARG	NE-CZ-NH2	7.07	123.83	120.30
3	A	209	ARG	NE-CZ-NH2	7.06	123.83	120.30
2	C	315	ARG	NE-CZ-NH2	7.06	123.83	120.30
3	K	209	ARG	NE-CZ-NH2	7.03	123.82	120.30
3	U	209	ARG	NE-CZ-NH2	6.99	123.79	120.30
3	P	209	ARG	NE-CZ-NH2	6.98	123.79	120.30
4	E	263	ILE	CG1-CB-CG2	-6.68	96.71	111.40
4	J	263	ILE	CG1-CB-CG2	-6.68	96.71	111.40
4	3	263	ILE	CG1-CB-CG2	-6.66	96.75	111.40
4	Y	263	ILE	CG1-CB-CG2	-6.66	96.75	111.40
4	O	263	ILE	CG1-CB-CG2	-6.66	96.76	111.40
4	T	263	ILE	CG1-CB-CG2	-6.65	96.77	111.40
2	1	92	ILE	O-C-N	6.47	133.05	122.70
2	M	92	ILE	O-C-N	6.47	133.05	122.70
2	W	92	ILE	O-C-N	6.46	133.04	122.70
3	S	209	ARG	NE-CZ-NH2	6.46	123.53	120.30
2	C	92	ILE	O-C-N	6.45	133.02	122.70
2	R	92	ILE	O-C-N	6.43	132.99	122.70
3	X	209	ARG	NE-CZ-NH2	6.43	123.51	120.30
2	H	92	ILE	O-C-N	6.42	132.98	122.70
3	D	209	ARG	NE-CZ-NH2	6.40	123.50	120.30
3	N	209	ARG	NE-CZ-NH2	6.38	123.49	120.30
3	2	209	ARG	NE-CZ-NH2	6.38	123.49	120.30
4	O	265	LEU	CA-CB-CG	6.35	129.90	115.30
4	E	265	LEU	CA-CB-CG	6.34	129.89	115.30
4	Y	265	LEU	CA-CB-CG	6.34	129.89	115.30
3	I	209	ARG	NE-CZ-NH2	6.33	123.47	120.30
4	3	265	LEU	CA-CB-CG	6.33	129.86	115.30
4	J	265	LEU	CA-CB-CG	6.33	129.85	115.30
4	T	265	LEU	CA-CB-CG	6.32	129.84	115.30
2	W	190	TRP	O-C-N	6.30	132.78	122.70
2	M	190	TRP	O-C-N	6.29	132.77	122.70
2	R	190	TRP	O-C-N	6.27	132.74	122.70
2	1	190	TRP	O-C-N	6.27	132.73	122.70
2	C	190	TRP	O-C-N	6.27	132.73	122.70
2	H	190	TRP	O-C-N	6.27	132.73	122.70
3	2	253	LEU	CA-CB-CG	6.09	129.31	115.30
3	S	253	LEU	CA-CB-CG	6.07	129.27	115.30

Continued on next page...

Continued from previous page...

Mol	Chain	Res	Type	Atoms	Z	Observed(°)	Ideal(°)
3	X	253	LEU	CA-CB-CG	6.07	129.26	115.30
3	D	253	LEU	CA-CB-CG	6.07	129.25	115.30
3	I	253	LEU	CA-CB-CG	6.05	129.22	115.30
3	U	253	LEU	CA-CB-CG	6.05	129.23	115.30
3	N	253	LEU	CA-CB-CG	6.05	129.21	115.30
3	Z	253	LEU	CA-CB-CG	6.05	129.21	115.30
3	A	253	LEU	CA-CB-CG	6.04	129.20	115.30
3	K	253	LEU	CA-CB-CG	6.04	129.19	115.30
3	F	253	LEU	CA-CB-CG	6.04	129.18	115.30
3	P	253	LEU	CA-CB-CG	6.02	129.15	115.30
3	A	149	TRP	CA-CB-CG	6.02	125.14	113.70
3	U	149	TRP	CA-CB-CG	6.01	125.12	113.70
3	F	149	TRP	CA-CB-CG	6.00	125.10	113.70
3	K	149	TRP	CA-CB-CG	6.00	125.09	113.70
3	Z	149	TRP	CA-CB-CG	6.00	125.09	113.70
3	P	149	TRP	CA-CB-CG	5.99	125.09	113.70
1	L	159	GLN	O-C-N	5.95	132.23	122.70
1	O	159	GLN	O-C-N	5.94	132.20	122.70
1	G	159	GLN	O-C-N	5.93	132.19	122.70
1	Q	159	GLN	O-C-N	5.92	132.17	122.70
1	B	159	GLN	O-C-N	5.91	132.16	122.70
1	V	159	GLN	O-C-N	5.90	132.15	122.70
4	3	203	ILE	N-CA-C	-5.83	95.27	111.00
4	O	203	ILE	N-CA-C	-5.82	95.29	111.00
4	T	203	ILE	N-CA-C	-5.82	95.30	111.00
4	E	203	ILE	N-CA-C	-5.81	95.31	111.00
4	J	203	ILE	N-CA-C	-5.81	95.31	111.00
4	Y	203	ILE	N-CA-C	-5.81	95.32	111.00
4	3	443	GLY	N-CA-C	5.79	127.58	113.10
4	T	443	GLY	N-CA-C	5.78	127.55	113.10
4	J	443	GLY	N-CA-C	5.78	127.55	113.10
4	Y	443	GLY	N-CA-C	5.78	127.54	113.10
4	O	443	GLY	N-CA-C	5.77	127.53	113.10
4	E	443	GLY	N-CA-C	5.76	127.50	113.10
2	M	67	LEU	CA-CB-CG	5.73	128.48	115.30
1	O	44	ASN	N-CA-C	-5.72	95.54	111.00
2	H	67	LEU	CA-CB-CG	5.72	128.47	115.30
1	L	44	ASN	N-CA-C	-5.72	95.56	111.00
1	V	44	ASN	N-CA-C	-5.72	95.56	111.00
1	B	44	ASN	N-CA-C	-5.71	95.57	111.00
1	G	44	ASN	N-CA-C	-5.71	95.58	111.00
1	Q	44	ASN	N-CA-C	-5.71	95.58	111.00

Continued on next page...

Continued from previous page...

Mol	Chain	Res	Type	Atoms	Z	Observed(°)	Ideal(°)
2	W	67	LEU	CA-CB-CG	5.71	128.43	115.30
2	C	67	LEU	CA-CB-CG	5.71	128.43	115.30
2	1	67	LEU	CA-CB-CG	5.70	128.41	115.30
2	R	67	LEU	CA-CB-CG	5.70	128.41	115.30
3	D	178	MET	CG-SD-CE	5.68	109.29	100.20
3	X	178	MET	CG-SD-CE	5.68	109.29	100.20
3	I	178	MET	CG-SD-CE	5.67	109.28	100.20
3	2	178	MET	CG-SD-CE	5.67	109.27	100.20
3	S	178	MET	CG-SD-CE	5.67	109.27	100.20
3	N	178	MET	CG-SD-CE	5.66	109.26	100.20
2	1	281	THR	O-C-N	5.62	131.70	122.70
2	H	281	THR	O-C-N	5.62	131.69	122.70
2	C	281	THR	O-C-N	5.62	131.69	122.70
2	W	281	THR	O-C-N	5.62	131.69	122.70
2	M	281	THR	O-C-N	5.60	131.67	122.70
2	R	281	THR	O-C-N	5.58	131.64	122.70
4	O	238	LEU	N-CA-C	-5.53	96.07	111.00
4	J	238	LEU	N-CA-C	-5.52	96.09	111.00
4	T	238	LEU	N-CA-C	-5.52	96.10	111.00
4	Y	238	LEU	N-CA-C	-5.52	96.10	111.00
4	3	238	LEU	N-CA-C	-5.51	96.11	111.00
4	E	238	LEU	N-CA-C	-5.51	96.12	111.00
3	X	410	LEU	CA-CB-CG	5.49	127.93	115.30
3	I	410	LEU	CA-CB-CG	5.49	127.92	115.30
3	D	410	LEU	CA-CB-CG	5.48	127.91	115.30
3	S	410	LEU	CA-CB-CG	5.47	127.89	115.30
3	N	410	LEU	CA-CB-CG	5.47	127.88	115.30
3	2	410	LEU	CA-CB-CG	5.47	127.87	115.30
3	A	301	ARG	N-CA-C	5.45	125.72	111.00
3	F	301	ARG	N-CA-C	5.45	125.72	111.00
3	Z	301	ARG	N-CA-C	5.45	125.71	111.00
3	N	128	CYS	CA-CB-SG	5.44	123.80	114.00
1	Q	297	LEU	CA-CB-CG	-5.44	102.78	115.30
3	U	301	ARG	N-CA-C	5.44	125.69	111.00
1	G	297	LEU	CA-CB-CG	-5.44	102.78	115.30
1	B	297	LEU	CA-CB-CG	-5.44	102.79	115.30
3	P	301	ARG	N-CA-C	5.44	125.68	111.00
3	K	301	ARG	N-CA-C	5.43	125.67	111.00
3	X	128	CYS	CA-CB-SG	5.43	123.78	114.00
3	2	128	CYS	CA-CB-SG	5.43	123.77	114.00
1	L	297	LEU	CA-CB-CG	-5.43	102.82	115.30
3	F	257	LEU	CB-CG-CD1	-5.43	101.78	111.00

Continued on next page...

Continued from previous page...

Mol	Chain	Res	Type	Atoms	Z	Observed(°)	Ideal(°)
3	S	128	CYS	CA-CB-SG	5.43	123.77	114.00
3	D	128	CYS	CA-CB-SG	5.42	123.77	114.00
3	K	257	LEU	CB-CG-CD1	-5.42	101.78	111.00
3	Z	257	LEU	CB-CG-CD1	-5.42	101.78	111.00
1	0	297	LEU	CA-CB-CG	-5.42	102.83	115.30
3	U	257	LEU	CB-CG-CD1	-5.42	101.79	111.00
1	V	297	LEU	CA-CB-CG	-5.42	102.85	115.30
3	A	257	LEU	CB-CG-CD1	-5.41	101.81	111.00
3	I	128	CYS	CA-CB-SG	5.40	123.73	114.00
3	P	257	LEU	CB-CG-CD1	-5.40	101.82	111.00
4	E	141	CYS	CA-CB-SG	5.35	123.63	114.00
4	O	141	CYS	CA-CB-SG	5.33	123.60	114.00
4	J	141	CYS	CA-CB-SG	5.33	123.59	114.00
4	3	141	CYS	CA-CB-SG	5.33	123.59	114.00
4	Y	141	CYS	CA-CB-SG	5.32	123.58	114.00
4	T	141	CYS	CA-CB-SG	5.31	123.56	114.00
2	R	151	LEU	CA-CB-CG	5.30	127.50	115.30
2	M	151	LEU	CA-CB-CG	5.30	127.49	115.30
2	1	151	LEU	CA-CB-CG	5.29	127.47	115.30
2	C	151	LEU	CA-CB-CG	5.29	127.46	115.30
3	X	102	ILE	CG1-CB-CG2	-5.28	99.79	111.40
2	W	151	LEU	CA-CB-CG	5.27	127.43	115.30
3	2	102	ILE	CG1-CB-CG2	-5.27	99.81	111.40
2	H	151	LEU	CA-CB-CG	5.27	127.42	115.30
3	D	102	ILE	CG1-CB-CG2	-5.26	99.82	111.40
3	S	102	ILE	CG1-CB-CG2	-5.26	99.83	111.40
3	I	102	ILE	CG1-CB-CG2	-5.26	99.84	111.40
3	N	102	ILE	CG1-CB-CG2	-5.25	99.85	111.40
3	U	92	LEU	CA-CB-CG	5.25	127.36	115.30
3	P	92	LEU	CA-CB-CG	5.24	127.35	115.30
3	A	92	LEU	CA-CB-CG	5.24	127.34	115.30
3	Z	92	LEU	CA-CB-CG	5.24	127.34	115.30
3	F	92	LEU	CA-CB-CG	5.23	127.33	115.30
3	K	92	LEU	CA-CB-CG	5.22	127.30	115.30
1	Q	441	TYR	N-CA-C	-5.18	97.01	111.00
1	G	441	TYR	N-CA-C	-5.18	97.02	111.00
1	L	441	TYR	N-CA-C	-5.18	97.03	111.00
1	B	441	TYR	N-CA-C	-5.17	97.05	111.00
1	0	441	TYR	N-CA-C	-5.16	97.06	111.00
1	V	441	TYR	N-CA-C	-5.16	97.08	111.00
3	K	108	LEU	CA-CB-CG	5.15	127.14	115.30
3	F	108	LEU	CA-CB-CG	5.15	127.14	115.30

Continued on next page...

Continued from previous page...

Mol	Chain	Res	Type	Atoms	Z	Observed(°)	Ideal(°)
3	U	108	LEU	CA-CB-CG	5.14	127.13	115.30
3	P	108	LEU	CA-CB-CG	5.14	127.12	115.30
3	A	108	LEU	CA-CB-CG	5.14	127.11	115.30
2	W	190	TRP	CA-C-N	-5.14	105.90	117.20
3	Z	108	LEU	CA-CB-CG	5.14	127.11	115.30
4	J	308	LEU	CA-CB-CG	5.13	127.10	115.30
2	M	190	TRP	CA-C-N	-5.13	105.92	117.20
4	3	308	LEU	CA-CB-CG	5.12	127.08	115.30
2	C	190	TRP	CA-C-N	-5.12	105.94	117.20
3	K	228	LEU	CA-CB-CG	5.12	127.07	115.30
3	A	411	LEU	CA-CB-CG	5.12	127.07	115.30
4	O	308	LEU	CA-CB-CG	5.12	127.07	115.30
2	R	190	TRP	CA-C-N	-5.11	105.95	117.20
4	T	308	LEU	CA-CB-CG	5.11	127.05	115.30
3	A	228	LEU	CA-CB-CG	5.11	127.04	115.30
4	E	308	LEU	CA-CB-CG	5.11	127.04	115.30
3	F	411	LEU	CA-CB-CG	5.11	127.05	115.30
3	U	228	LEU	CA-CB-CG	5.11	127.04	115.30
4	Y	308	LEU	CA-CB-CG	5.11	127.04	115.30
2	H	190	TRP	CA-C-N	-5.10	105.97	117.20
3	K	411	LEU	CA-CB-CG	5.10	127.04	115.30
3	P	228	LEU	CA-CB-CG	5.10	127.02	115.30
3	Z	411	LEU	CA-CB-CG	5.10	127.03	115.30
3	Z	228	LEU	CA-CB-CG	5.09	127.00	115.30
2	1	190	TRP	CA-C-N	-5.09	106.01	117.20
3	F	228	LEU	CA-CB-CG	5.08	126.99	115.30
3	U	411	LEU	CA-CB-CG	5.08	126.99	115.30
4	T	134	PHE	C-N-CD	5.08	139.07	128.40
3	P	411	LEU	CA-CB-CG	5.08	126.98	115.30
2	M	222	ARG	NE-CZ-NH1	5.08	122.84	120.30
4	O	134	PHE	C-N-CD	5.08	139.06	128.40
2	R	222	ARG	NE-CZ-NH1	5.08	122.84	120.30
4	3	134	PHE	C-N-CD	5.07	139.05	128.40
2	C	222	ARG	NE-CZ-NH1	5.07	122.83	120.30
4	J	134	PHE	C-N-CD	5.06	139.03	128.40
4	Y	134	PHE	C-N-CD	5.05	139.00	128.40
3	K	130	ILE	N-CA-C	-5.03	97.41	111.00
4	E	134	PHE	C-N-CD	5.03	138.96	128.40
3	A	130	ILE	N-CA-C	-5.03	97.43	111.00
3	F	130	ILE	N-CA-C	-5.03	97.43	111.00
3	P	130	ILE	N-CA-C	-5.03	97.43	111.00
3	Z	130	ILE	N-CA-C	-5.02	97.45	111.00

Continued on next page...

Continued from previous page...

Mol	Chain	Res	Type	Atoms	Z	Observed(°)	Ideal(°)
2	1	222	ARG	NE-CZ-NH1	5.01	122.81	120.30
3	U	130	ILE	N-CA-C	-5.01	97.48	111.00

There are no chirality outliers.

All (24) planarity outliers are listed below:

Mol	Chain	Res	Type	Group
2	1	63	TYR	Sidechain
2	1	74	TYR	Sidechain
3	2	277	TYR	Sidechain
3	2	72	TYR	Sidechain
2	C	63	TYR	Sidechain
2	C	74	TYR	Sidechain
3	D	277	TYR	Sidechain
3	D	72	TYR	Sidechain
2	H	63	TYR	Sidechain
2	H	74	TYR	Sidechain
3	I	277	TYR	Sidechain
3	I	72	TYR	Sidechain
2	M	63	TYR	Sidechain
2	M	74	TYR	Sidechain
3	N	277	TYR	Sidechain
3	N	72	TYR	Sidechain
2	R	63	TYR	Sidechain
2	R	74	TYR	Sidechain
3	S	277	TYR	Sidechain
3	S	72	TYR	Sidechain
2	W	63	TYR	Sidechain
2	W	74	TYR	Sidechain
3	X	277	TYR	Sidechain
3	X	72	TYR	Sidechain

5.2 Too-close contacts [i](#)

In the following table, the Non-H and H(model) columns list the number of non-hydrogen atoms and hydrogen atoms in the chain respectively. The H(added) column lists the number of hydrogen atoms added and optimized by MolProbity. The Clashes column lists the number of clashes within the asymmetric unit, whereas Symm-Clashes lists symmetry-related clashes.

Mol	Chain	Non-H	H(model)	H(added)	Clashes	Symm-Clashes
1	0	2972	0	2952	1088	0

Continued on next page...

Continued from previous page...

Mol	Chain	Non-H	H(model)	H(added)	Clashes	Symm-Clashes
1	B	2972	0	2952	1083	0
1	G	2972	0	2953	1088	0
1	L	2972	0	2953	1094	0
1	Q	2972	0	2952	1084	0
1	V	2972	0	2952	1069	0
2	1	2983	0	2987	1163	0
2	C	2983	0	2987	1152	0
2	H	2983	0	2987	1166	0
2	M	2983	0	2987	1156	0
2	R	2983	0	2987	1158	0
2	W	2983	0	2987	1150	0
3	2	2991	0	3006	1054	0
3	A	2991	0	3005	1077	0
3	D	2991	0	3006	1060	0
3	F	2991	0	3005	1085	0
3	I	2991	0	3006	1056	0
3	K	2991	0	3005	1077	0
3	N	2991	0	3006	1066	0
3	P	2991	0	3005	1069	0
3	S	2991	0	3006	1052	0
3	U	2991	0	3005	1069	0
3	X	2991	0	3006	1067	0
3	Z	2991	0	3005	1075	0
4	3	2987	0	2994	1084	0
4	E	2987	0	2994	1088	0
4	J	2987	0	2994	1093	0
4	O	2987	0	2994	1098	0
4	T	2987	0	2994	1090	0
4	Y	2987	0	2994	1091	0
All	All	89544	0	89666	31224	0

The all-atom clashscore is defined as the number of clashes found per 1000 atoms (including hydrogen atoms). The all-atom clashscore for this structure is 174.

All (31224) close contacts within the same asymmetric unit are listed below, sorted by their clash magnitude.

Atom-1	Atom-2	Interatomic distance (Å)	Clash overlap (Å)
4:Y:183:TRP:CB	4:Y:216:ARG:HG2	1.33	1.59
4:3:183:TRP:CB	4:3:216:ARG:HG2	1.33	1.56
4:E:183:TRP:CB	4:E:216:ARG:HG2	1.33	1.55
4:J:183:TRP:CB	4:J:216:ARG:HG2	1.33	1.53

Continued on next page...

Continued from previous page...

Atom-1	Atom-2	Interatomic distance (Å)	Clash overlap (Å)
1:G:134:TYR:CE1	1:G:213:ILE:HG13	1.44	1.52
4:O:183:TRP:CB	4:O:216:ARG:HG2	1.33	1.52
4:T:183:TRP:CB	4:T:216:ARG:HG2	1.33	1.52
1:L:134:TYR:CE1	1:L:213:ILE:HG13	1.44	1.51
1:O:134:TYR:CE1	1:O:213:ILE:HG13	1.44	1.50
1:Q:134:TYR:CE1	1:Q:213:ILE:HG13	1.44	1.49
1:B:134:TYR:CE1	1:B:213:ILE:HG13	1.44	1.49
3:K:167:LEU:HD12	3:K:178:MET:CB	1.43	1.48
3:F:167:LEU:HD12	3:F:178:MET:CB	1.43	1.48
3:U:167:LEU:HD12	3:U:178:MET:CB	1.43	1.48
3:A:167:LEU:HD12	3:A:178:MET:CB	1.43	1.48
1:V:134:TYR:CE1	1:V:213:ILE:HG13	1.44	1.47
3:P:167:LEU:HD12	3:P:178:MET:CB	1.43	1.46
3:Z:167:LEU:CD1	3:Z:178:MET:HB2	1.46	1.46
3:A:167:LEU:CD1	3:A:178:MET:HB2	1.46	1.45
3:P:167:LEU:CD1	3:P:178:MET:HB2	1.46	1.44
3:U:167:LEU:CD1	3:U:178:MET:HB2	1.46	1.44
3:Z:167:LEU:HD12	3:Z:178:MET:CB	1.43	1.43
3:K:167:LEU:CD1	3:K:178:MET:HB2	1.46	1.42
3:F:167:LEU:CD1	3:F:178:MET:HB2	1.46	1.40
2:W:316:THR:CG2	2:W:447:ASN:HB3	1.53	1.38
2:1:316:THR:CG2	2:1:317:PRO:HD2	1.53	1.38
2:C:316:THR:CG2	2:C:317:PRO:HD2	1.53	1.38
2:H:316:THR:CG2	2:H:317:PRO:HD2	1.53	1.38
2:C:316:THR:CG2	2:C:447:ASN:HB3	1.53	1.38
2:1:316:THR:CG2	2:1:447:ASN:HB3	1.53	1.37
2:H:316:THR:CG2	2:H:447:ASN:HB3	1.53	1.36
2:M:316:THR:CG2	2:M:447:ASN:HB3	1.53	1.36
2:M:316:THR:CG2	2:M:317:PRO:HD2	1.53	1.36
2:R:316:THR:CG2	2:R:447:ASN:HB3	1.53	1.36
2:H:148:PHE:HB2	2:H:215:VAL:CG2	1.56	1.35
2:W:316:THR:CG2	2:W:317:PRO:HD2	1.53	1.35
2:R:316:THR:CG2	2:R:317:PRO:HD2	1.53	1.35
2:W:148:PHE:HB2	2:W:215:VAL:CG2	1.56	1.35
3:2:261:VAL:O	3:2:265:PRO:HD2	1.22	1.34
2:C:148:PHE:HB2	2:C:215:VAL:CG2	1.56	1.34
2:M:148:PHE:HB2	2:M:215:VAL:CG2	1.56	1.34
2:1:148:PHE:HB2	2:1:215:VAL:CG2	1.56	1.34
3:D:261:VAL:O	3:D:265:PRO:HD2	1.22	1.32
2:R:148:PHE:HB2	2:R:215:VAL:CG2	1.56	1.32
3:N:261:VAL:O	3:N:265:PRO:HD2	1.22	1.30

Continued on next page...

Continued from previous page...

Atom-1	Atom-2	Interatomic distance (Å)	Clash overlap (Å)
4:O:284:LYS:N	4:O:284:LYS:HE3	1.47	1.30
4:J:284:LYS:N	4:J:284:LYS:HE3	1.47	1.30
4:3:135:PRO:HG2	4:3:137:ASP:O	1.32	1.29
4:T:284:LYS:HE3	4:T:284:LYS:N	1.47	1.29
4:E:284:LYS:N	4:E:284:LYS:HE3	1.47	1.29
3:I:261:VAL:O	3:I:265:PRO:HD2	1.22	1.29
1:G:141:ASN:ND2	1:G:212:ILE:HG12	1.48	1.29
2:1:162:LEU:HD11	2:1:217:PHE:CE1	1.68	1.28
4:E:135:PRO:HG2	4:E:137:ASP:O	1.32	1.28
1:Q:141:ASN:ND2	1:Q:212:ILE:HG12	1.48	1.28
1:V:141:ASN:ND2	1:V:212:ILE:HG12	1.48	1.28
4:Y:284:LYS:N	4:Y:284:LYS:HE3	1.47	1.28
2:C:162:LEU:HD11	2:C:217:PHE:CE1	1.69	1.28
3:S:261:VAL:O	3:S:265:PRO:HD2	1.22	1.28
3:X:261:VAL:O	3:X:265:PRO:HD2	1.22	1.28
3:I:45:GLU:HG2	3:I:272:PRO:CG	1.63	1.27
4:3:183:TRP:HB3	4:3:216:ARG:CG	1.64	1.27
4:E:183:TRP:HB3	4:E:216:ARG:CG	1.64	1.27
2:H:162:LEU:HD11	2:H:217:PHE:CE1	1.68	1.27
3:S:45:GLU:HG2	3:S:272:PRO:CG	1.63	1.27
3:2:45:GLU:HG2	3:2:272:PRO:CG	1.63	1.27
4:3:284:LYS:N	4:3:284:LYS:HE3	1.47	1.27
4:O:135:PRO:HG2	4:O:137:ASP:O	1.32	1.27
3:N:45:GLU:HG2	3:N:272:PRO:CG	1.63	1.27
4:Y:183:TRP:HB3	4:Y:216:ARG:CG	1.64	1.27
1:L:141:ASN:ND2	1:L:212:ILE:HG12	1.48	1.27
2:M:162:LEU:HD11	2:M:217:PHE:CE1	1.68	1.26
1:B:141:ASN:ND2	1:B:212:ILE:HG12	1.48	1.26
4:O:183:TRP:HB3	4:O:216:ARG:CG	1.64	1.26
2:R:162:LEU:HD11	2:R:217:PHE:CE1	1.68	1.26
1:0:141:ASN:ND2	1:0:212:ILE:HG12	1.48	1.26
4:T:183:TRP:HB3	4:T:216:ARG:CG	1.64	1.26
1:Q:47:ASN:O	1:Q:48:GLU:HG2	1.36	1.25
2:W:162:LEU:HD11	2:W:217:PHE:CE1	1.68	1.25
1:0:47:ASN:O	1:0:48:GLU:HG2	1.36	1.25
3:X:45:GLU:HG2	3:X:272:PRO:CG	1.63	1.25
4:J:135:PRO:HG2	4:J:137:ASP:O	1.32	1.25
3:D:45:GLU:HG2	3:D:272:PRO:CG	1.63	1.25
4:T:135:PRO:HG2	4:T:137:ASP:O	1.32	1.24
4:3:44:GLU:HG3	4:3:129:ILE:CG1	1.68	1.24
4:J:183:TRP:HB3	4:J:216:ARG:CG	1.64	1.24

Continued on next page...

Continued from previous page...

Atom-1	Atom-2	Interatomic distance (Å)	Clash overlap (Å)
1:V:47:ASN:O	1:V:48:GLU:HG2	1.36	1.24
4:O:44:GLU:HG3	4:O:129:ILE:CG1	1.68	1.24
4:J:44:GLU:HG3	4:J:129:ILE:CG1	1.67	1.23
4:T:44:GLU:HG3	4:T:129:ILE:CG1	1.68	1.23
4:Y:44:GLU:HG3	4:Y:129:ILE:CG1	1.68	1.23
4:3:260:ALA:CB	3:Z:251:LEU:HD22	1.70	1.22
4:E:44:GLU:HG3	4:E:129:ILE:CG1	1.68	1.22
3:X:64:ARG:HA	3:X:66:ARG:NH1	1.55	1.22
4:Y:135:PRO:HG2	4:Y:137:ASP:O	1.32	1.22
3:A:251:LEU:HD22	4:E:260:ALA:CB	1.69	1.22
1:L:47:ASN:O	1:L:48:GLU:HG2	1.36	1.22
2:M:447:ASN:O	2:M:449:VAL:HG23	1.38	1.22
2:W:445:ASN:HA	2:W:448:LEU:HG	1.22	1.22
3:2:35:LEU:CD1	3:2:54:VAL:HG11	1.70	1.21
1:G:47:ASN:O	1:G:48:GLU:HG2	1.36	1.21
3:I:35:LEU:CD1	3:I:54:VAL:HG11	1.70	1.21
1:B:47:ASN:O	1:B:48:GLU:HG2	1.36	1.21
4:E:182:GLU:HB2	4:E:216:ARG:NH2	1.55	1.21
4:J:182:GLU:HB2	4:J:216:ARG:NH2	1.55	1.21
4:3:182:GLU:HB2	4:3:216:ARG:NH2	1.55	1.21
3:K:251:LEU:HD22	4:O:260:ALA:CB	1.70	1.21
3:D:35:LEU:CD1	3:D:54:VAL:HG11	1.70	1.21
3:P:251:LEU:HD22	4:T:260:ALA:CB	1.70	1.21
4:T:182:GLU:HB2	4:T:216:ARG:NH2	1.55	1.21
2:1:447:ASN:O	2:1:449:VAL:HG23	1.38	1.20
3:I:64:ARG:HA	3:I:66:ARG:NH1	1.55	1.20
3:N:255:VAL:O	3:N:259:VAL:HG23	1.41	1.20
3:I:255:VAL:O	3:I:259:VAL:HG23	1.41	1.20
3:N:35:LEU:CD1	3:N:54:VAL:HG11	1.70	1.20
4:O:195:ASN:H	4:O:204:ASP:HB3	1.06	1.20
1:V:258:ALA:CB	2:W:265:LEU:HD22	1.72	1.20
2:1:189:GLU:O	2:1:223:ARG:HG3	1.40	1.20
1:B:258:ALA:CB	2:C:265:LEU:HD22	1.72	1.20
3:F:251:LEU:HD22	4:J:260:ALA:CB	1.70	1.20
2:R:189:GLU:O	2:R:223:ARG:HG3	1.40	1.20
3:X:35:LEU:CD1	3:X:54:VAL:HG11	1.70	1.20
3:N:167:LEU:HD11	3:N:178:MET:HB3	1.22	1.20
1:Q:258:ALA:CB	2:R:265:LEU:HD22	1.72	1.20
3:S:64:ARG:HA	3:S:66:ARG:NH1	1.55	1.20
2:W:447:ASN:O	2:W:449:VAL:HG23	1.38	1.20
2:C:189:GLU:O	2:C:223:ARG:HG3	1.40	1.19

Continued on next page...

Continued from previous page...

Atom-1	Atom-2	Interatomic distance (Å)	Clash overlap (Å)
1:G:258:ALA:CB	2:H:265:LEU:HD22	1.71	1.19
3:P:41:ILE:HD11	3:P:51:GLU:OE1	1.43	1.19
3:U:251:LEU:HD22	4:Y:260:ALA:CB	1.70	1.19
3:D:255:VAL:O	3:D:259:VAL:HG23	1.41	1.19
1:L:258:ALA:CB	2:M:265:LEU:HD22	1.71	1.19
4:Y:182:GLU:HB2	4:Y:216:ARG:NH2	1.55	1.19
3:N:64:ARG:HA	3:N:66:ARG:NH1	1.55	1.19
4:O:132:THR:O	4:O:135:PRO:HD3	1.43	1.19
4:O:311:PRO:HD2	4:O:440:VAL:HG13	1.24	1.19
2:R:447:ASN:O	2:R:449:VAL:HG23	1.38	1.19
4:Y:132:THR:O	4:Y:135:PRO:HD3	1.43	1.19
3:Z:57:ARG:HA	3:Z:119:THR:HG22	1.20	1.19
1:O:425:LYS:HA	1:O:428:TRP:CD1	1.78	1.19
2:1:445:ASN:HA	2:1:448:LEU:HG	1.22	1.19
2:H:447:ASN:O	2:H:449:VAL:HG23	1.38	1.19
3:N:92:LEU:HB3	3:N:95:ASN:HB2	1.22	1.19
3:S:35:LEU:CD1	3:S:54:VAL:HG11	1.70	1.19
3:D:64:ARG:HA	3:D:66:ARG:NH1	1.55	1.18
2:M:189:GLU:O	2:M:223:ARG:HG3	1.40	1.18
4:O:182:GLU:HB2	4:O:216:ARG:NH2	1.55	1.18
1:Q:425:LYS:HA	1:Q:428:TRP:CD1	1.78	1.18
2:W:189:GLU:O	2:W:223:ARG:HG3	1.40	1.18
3:X:102:ILE:HG13	4:Y:98:GLN:NE2	1.59	1.18
4:T:132:THR:O	4:T:135:PRO:HD3	1.43	1.18
1:V:153:THR:HB	1:V:204:TYR:HB2	1.18	1.18
3:X:92:LEU:HB3	3:X:95:ASN:HB2	1.22	1.18
1:O:258:ALA:CB	2:1:265:LEU:HD22	1.72	1.18
3:2:64:ARG:HA	3:2:66:ARG:NH1	1.55	1.18
3:D:92:LEU:HB3	3:D:95:ASN:HB2	1.22	1.18
4:E:132:THR:O	4:E:135:PRO:HD3	1.43	1.18
2:H:189:GLU:O	2:H:223:ARG:HG3	1.40	1.18
4:O:183:TRP:CB	4:O:216:ARG:CG	2.21	1.18
4:3:241:PHE:HA	4:3:450:CYS:SG	1.84	1.18
3:D:102:ILE:HG13	4:E:98:GLN:NE2	1.59	1.18
3:I:167:LEU:HD11	3:I:178:MET:HB3	1.21	1.18
4:J:241:PHE:HA	4:J:450:CYS:SG	1.84	1.18
4:J:265:LEU:HD21	4:J:296:ILE:HD11	1.18	1.18
1:L:425:LYS:HA	1:L:428:TRP:CD1	1.78	1.18
4:Y:107:VAL:HG13	4:Y:117:TRP:HB2	1.25	1.18
3:2:255:VAL:O	3:2:259:VAL:HG23	1.41	1.18
2:C:97:ASN:ND2	2:C:146:LEU:HG	1.59	1.18

Continued on next page...

Continued from previous page...

Atom-1	Atom-2	Interatomic distance (Å)	Clash overlap (Å)
4:J:132:THR:O	4:J:135:PRO:HD3	1.43	1.18
4:O:241:PHE:HA	4:O:450:CYS:SG	1.84	1.18
3:S:102:ILE:HG13	4:T:98:GLN:NE2	1.59	1.18
3:U:134:HIS:C	3:U:136:PRO:HD2	1.65	1.18
3:X:17:LYS:HG2	3:X:84:ASP:HA	1.26	1.18
3:2:35:LEU:HD23	3:2:164:ARG:HH12	1.09	1.17
4:3:44:GLU:CG	4:3:129:ILE:HB	1.74	1.17
4:3:311:PRO:HD2	4:3:440:VAL:HG13	1.24	1.17
2:C:447:ASN:O	2:C:449:VAL:HG23	1.38	1.17
3:F:41:ILE:HD11	3:F:51:GLU:OE1	1.43	1.17
3:I:102:ILE:HG13	4:J:98:GLN:NE2	1.59	1.17
3:N:135:PHE:HB2	3:N:209:ARG:HB3	1.24	1.17
3:P:187:TRP:CZ2	3:P:196:THR:HG23	1.80	1.17
3:K:187:TRP:CZ2	3:K:196:THR:HG23	1.80	1.17
3:U:41:ILE:HD11	3:U:51:GLU:OE1	1.43	1.17
3:U:235:LEU:HD11	3:U:242:LYS:HE3	1.23	1.17
1:V:425:LYS:HA	1:V:428:TRP:CD1	1.78	1.17
2:1:97:ASN:ND2	2:1:146:LEU:HG	1.59	1.17
3:2:102:ILE:HG13	4:3:98:GLN:NE2	1.59	1.17
1:B:425:LYS:HA	1:B:428:TRP:CD1	1.78	1.17
4:J:44:GLU:CG	4:J:129:ILE:HB	1.74	1.17
1:Q:230:LEU:HA	1:Q:233:ILE:HG13	1.19	1.17
2:R:311:ASN:O	2:R:315:ARG:HB3	1.45	1.17
3:S:167:LEU:HD11	3:S:178:MET:HB3	1.22	1.17
4:E:183:TRP:CB	4:E:216:ARG:CG	2.22	1.17
4:E:311:PRO:HD2	4:E:440:VAL:HG13	1.24	1.17
3:F:134:HIS:C	3:F:136:PRO:HD2	1.64	1.17
2:W:311:ASN:O	2:W:315:ARG:HB3	1.45	1.17
4:E:59:TRP:C	4:E:60:ASN:HD22	1.49	1.17
3:F:57:ARG:HA	3:F:119:THR:HG22	1.20	1.17
1:G:37:LEU:HD23	1:G:179:ALA:HB3	1.26	1.17
1:G:425:LYS:HA	1:G:428:TRP:CD1	1.78	1.17
3:S:17:LYS:HG2	3:S:84:ASP:HA	1.26	1.17
4:T:241:PHE:HA	4:T:450:CYS:SG	1.84	1.17
3:U:137:PHE:O	3:U:435:GLN:HG3	1.44	1.17
3:U:145:LYS:HG3	3:U:202:THR:HG22	1.27	1.17
3:X:255:VAL:O	3:X:259:VAL:HG23	1.41	1.17
3:Z:41:ILE:HD11	3:Z:51:GLU:OE1	1.43	1.17
3:A:134:HIS:C	3:A:136:PRO:HD2	1.64	1.16
3:A:187:TRP:CZ2	3:A:196:THR:HG23	1.80	1.16
1:B:230:LEU:HA	1:B:233:ILE:HG13	1.19	1.16

Continued on next page...

Continued from previous page...

Atom-1	Atom-2	Interatomic distance (Å)	Clash overlap (Å)
3:K:41:ILE:HD11	3:K:51:GLU:OE1	1.43	1.16
3:U:187:TRP:CZ2	3:U:196:THR:HG23	1.80	1.16
4:3:59:TRP:C	4:3:60:ASN:HD22	1.49	1.16
1:B:95:ASN:HB3	1:B:126:SER:HB2	1.27	1.16
4:E:44:GLU:CG	4:E:129:ILE:HB	1.74	1.16
2:H:273:LEU:HA	2:H:276:GLN:HG2	1.17	1.16
3:N:102:ILE:HG13	4:O:98:GLN:NE2	1.59	1.16
4:O:44:GLU:CG	4:O:129:ILE:HB	1.74	1.16
4:O:59:TRP:C	4:O:60:ASN:HD22	1.49	1.16
3:Z:134:HIS:C	3:Z:136:PRO:HD2	1.64	1.16
3:Z:187:TRP:CZ2	3:Z:196:THR:HG23	1.80	1.16
4:E:241:PHE:HA	4:E:450:CYS:SG	1.84	1.16
2:M:97:ASN:ND2	2:M:146:LEU:HG	1.59	1.16
4:Y:241:PHE:HA	4:Y:450:CYS:SG	1.84	1.16
3:F:187:TRP:CZ2	3:F:196:THR:HG23	1.80	1.16
3:I:45:GLU:HG2	3:I:272:PRO:HG2	1.25	1.16
3:K:134:HIS:C	3:K:136:PRO:HD2	1.65	1.16
1:Q:95:ASN:HB3	1:Q:126:SER:HB2	1.27	1.16
3:U:130:ILE:HD13	3:U:131:ILE:N	1.61	1.16
2:W:97:ASN:ND2	2:W:146:LEU:HG	1.59	1.16
4:Y:44:GLU:CG	4:Y:129:ILE:HB	1.74	1.16
2:H:97:ASN:ND2	2:H:146:LEU:HG	1.59	1.16
2:M:273:LEU:HA	2:M:276:GLN:HG2	1.17	1.16
3:S:135:PHE:HB2	3:S:209:ARG:HB3	1.24	1.16
3:Z:130:ILE:HD13	3:Z:131:ILE:N	1.61	1.16
4:E:195:ASN:H	4:E:204:ASP:HB3	1.07	1.15
2:R:97:ASN:ND2	2:R:146:LEU:HG	1.59	1.15
4:T:44:GLU:CG	4:T:129:ILE:HB	1.74	1.15
4:Y:249:GLN:NE2	4:Y:250:LYS:HE3	1.61	1.15
2:1:93:VAL:HG11	2:1:151:LEU:HD13	1.25	1.15
3:A:41:ILE:HD11	3:A:51:GLU:OE1	1.43	1.15
2:C:311:ASN:O	2:C:315:ARG:HB3	1.45	1.15
4:E:249:GLN:NE2	4:E:250:LYS:HE3	1.61	1.15
3:F:130:ILE:HD13	3:F:131:ILE:N	1.61	1.15
2:H:311:ASN:O	2:H:315:ARG:HB3	1.45	1.15
1:L:230:LEU:HA	1:L:233:ILE:HG13	1.19	1.15
3:P:134:HIS:C	3:P:136:PRO:HD2	1.65	1.15
4:3:249:GLN:NE2	4:3:250:LYS:HE3	1.61	1.15
3:D:135:PHE:HB2	3:D:209:ARG:HB3	1.24	1.15
3:K:130:ILE:HD13	3:K:131:ILE:N	1.60	1.15
1:V:37:LEU:HD23	1:V:179:ALA:HB3	1.26	1.15

Continued on next page...

Continued from previous page...

Atom-1	Atom-2	Interatomic distance (Å)	Clash overlap (Å)
4:Y:91:LEU:HD13	4:Y:145:PHE:HB3	1.20	1.15
3:2:92:LEU:HB3	3:2:95:ASN:HB2	1.23	1.15
4:E:236:VAL:HA	4:E:239:VAL:CG2	1.77	1.15
3:I:135:PHE:HB2	3:I:209:ARG:HB3	1.24	1.15
4:O:236:VAL:HA	4:O:239:VAL:CG2	1.77	1.15
3:S:255:VAL:O	3:S:259:VAL:HG23	1.41	1.15
4:3:236:VAL:HA	4:3:239:VAL:CG2	1.77	1.15
3:A:130:ILE:HD13	3:A:131:ILE:N	1.60	1.15
1:G:95:ASN:HB3	1:G:126:SER:HB2	1.27	1.15
4:Y:183:TRP:CB	4:Y:216:ARG:CG	2.21	1.15
4:3:47:GLU:HA	4:3:129:ILE:HD11	1.24	1.14
3:P:137:PHE:O	3:P:435:GLN:HG3	1.44	1.14
3:S:92:LEU:HB3	3:S:95:ASN:HB2	1.22	1.14
1:V:230:LEU:HA	1:V:233:ILE:HG13	1.19	1.14
3:2:45:GLU:HG2	3:2:272:PRO:HG2	1.25	1.14
3:D:43:VAL:HG13	3:D:49:ILE:O	1.48	1.14
3:D:167:LEU:HD11	3:D:178:MET:HB3	1.21	1.14
3:F:137:PHE:O	3:F:435:GLN:HG3	1.44	1.14
3:X:135:PHE:HB2	3:X:209:ARG:HB3	1.24	1.14
4:3:265:LEU:HD21	4:3:296:ILE:HD11	1.18	1.14
3:F:107:LYS:CE	1:G:150:THR:HG22	1.77	1.14
1:G:230:LEU:HA	1:G:233:ILE:HG13	1.19	1.14
3:I:17:LYS:HG2	3:I:84:ASP:HA	1.27	1.14
4:T:59:TRP:C	4:T:60:ASN:HD22	1.49	1.14
4:Y:59:TRP:C	4:Y:60:ASN:HD22	1.49	1.14
4:3:132:THR:O	4:3:135:PRO:HD3	1.43	1.14
3:D:35:LEU:HD23	3:D:164:ARG:HH12	1.09	1.14
4:E:172:ILE:HG13	4:E:174:PRO:HD2	1.30	1.14
1:G:216:LYS:H	1:G:216:LYS:HE3	1.05	1.14
1:L:279:ILE:HG22	1:L:280:ILE:H	0.97	1.14
2:M:309:VAL:O	2:M:313:HIS:HB3	1.48	1.14
4:O:249:GLN:NE2	4:O:250:LYS:HE3	1.61	1.14
3:P:165:PRO:HG2	3:P:168:SER:HB3	1.28	1.14
1:V:46:LYS:HB2	1:V:278:PRO:HD2	1.16	1.14
3:2:43:VAL:HG13	3:2:49:ILE:O	1.48	1.14
3:A:137:PHE:O	3:A:435:GLN:HG3	1.44	1.14
3:D:17:LYS:HG2	3:D:84:ASP:HA	1.27	1.14
4:E:44:GLU:HG3	4:E:129:ILE:CB	1.78	1.14
4:J:59:TRP:C	4:J:60:ASN:HD22	1.49	1.14
4:J:183:TRP:HB2	4:J:216:ARG:HG2	1.29	1.14
4:J:311:PRO:HD2	4:J:440:VAL:HG13	1.24	1.14

Continued on next page...

Continued from previous page...

Atom-1	Atom-2	Interatomic distance (Å)	Clash overlap (Å)
3:K:137:PHE:O	3:K:435:GLN:HG3	1.44	1.14
4:O:44:GLU:HG3	4:O:129:ILE:CB	1.78	1.14
3:P:130:ILE:HD13	3:P:131:ILE:N	1.60	1.14
3:S:43:VAL:HG13	3:S:49:ILE:O	1.48	1.14
4:T:91:LEU:HD13	4:T:145:PHE:HB3	1.20	1.14
4:T:236:VAL:HA	4:T:239:VAL:CG2	1.77	1.14
3:F:235:LEU:HD11	3:F:242:LYS:HE3	1.23	1.13
3:K:107:LYS:CE	1:L:150:THR:HG22	1.77	1.13
1:Q:37:LEU:HD23	1:Q:179:ALA:HB3	1.26	1.13
1:Q:216:LYS:H	1:Q:216:LYS:HE3	1.05	1.13
4:T:249:GLN:NE2	4:T:250:LYS:HE3	1.61	1.13
4:Y:236:VAL:HA	4:Y:239:VAL:CG2	1.77	1.13
3:A:107:LYS:CE	1:B:150:THR:HG22	1.77	1.13
2:C:93:VAL:HG11	2:C:151:LEU:HD13	1.25	1.13
2:C:309:VAL:O	2:C:313:HIS:HB3	1.48	1.13
2:M:311:ASN:O	2:M:315:ARG:HB3	1.45	1.13
2:M:445:ASN:HA	2:M:448:LEU:HG	1.22	1.13
3:N:45:GLU:HG2	3:N:272:PRO:HG2	1.25	1.13
4:T:172:ILE:HG13	4:T:174:PRO:HD2	1.30	1.13
1:V:95:ASN:HB3	1:V:126:SER:HB2	1.27	1.13
2:W:309:VAL:O	2:W:313:HIS:HB3	1.48	1.13
1:O:230:LEU:HA	1:O:233:ILE:HG13	1.19	1.13
4:3:183:TRP:CB	4:3:216:ARG:CG	2.22	1.13
4:J:44:GLU:HG3	4:J:129:ILE:CB	1.78	1.13
4:Y:262:THR:OG1	4:Y:265:LEU:HD12	1.48	1.13
1:O:189:GLU:HG3	1:O:468:PHE:HB3	1.28	1.13
2:1:311:ASN:O	2:1:315:ARG:HB3	1.45	1.13
4:3:44:GLU:HG3	4:3:129:ILE:CB	1.78	1.13
4:3:262:THR:OG1	4:3:265:LEU:HD12	1.48	1.13
3:A:235:LEU:HD11	3:A:242:LYS:HE3	1.23	1.13
3:D:250:LEU:HD13	3:D:296:ILE:HD13	1.31	1.13
4:E:262:THR:OG1	4:E:265:LEU:HD12	1.49	1.13
1:G:406:GLU:HA	1:G:409:LYS:HD2	1.30	1.13
3:I:145:LYS:CG	3:I:202:THR:HG23	1.78	1.13
4:O:262:THR:OG1	4:O:265:LEU:HD12	1.48	1.13
3:P:107:LYS:CE	1:Q:150:THR:HG22	1.77	1.13
1:Q:279:ILE:HG22	1:Q:280:ILE:H	0.97	1.13
4:T:44:GLU:HG3	4:T:129:ILE:CB	1.78	1.13
4:T:262:THR:OG1	4:T:265:LEU:HD12	1.48	1.13
3:U:107:LYS:CE	1:V:150:THR:HG22	1.77	1.13
2:W:273:LEU:HA	2:W:276:GLN:HG2	1.17	1.13

Continued on next page...

Continued from previous page...

Atom-1	Atom-2	Interatomic distance (Å)	Clash overlap (Å)
4:Y:47:GLU:HA	4:Y:129:ILE:HD11	1.24	1.13
1:O:150:THR:HG22	3:Z:107:LYS:CE	1.77	1.12
4:3:91:LEU:HD13	4:3:145:PHE:HB3	1.20	1.12
4:J:236:VAL:HA	4:J:239:VAL:CG2	1.77	1.13
3:N:17:LYS:HG2	3:N:84:ASP:HA	1.26	1.12
3:N:145:LYS:CG	3:N:202:THR:HG23	1.78	1.12
4:O:47:GLU:HA	4:O:129:ILE:HD11	1.25	1.12
4:T:311:PRO:HD2	4:T:440:VAL:HG13	1.24	1.12
3:U:296:ILE:HA	3:U:299:HIS:HB2	1.28	1.13
2:C:273:LEU:HA	2:C:276:GLN:HG2	1.17	1.12
3:K:130:ILE:HD13	3:K:131:ILE:H	0.97	1.12
4:O:172:ILE:HG13	4:O:174:PRO:HD2	1.30	1.12
4:Y:135:PRO:HB2	4:Y:137:ASP:OD1	1.49	1.12
4:Y:172:ILE:HG13	4:Y:174:PRO:HD2	1.30	1.12
3:Z:137:PHE:O	3:Z:435:GLN:HG3	1.44	1.12
1:O:95:ASN:HB3	1:O:126:SER:HB2	1.27	1.12
1:O:216:LYS:H	1:O:216:LYS:HE3	1.05	1.12
3:2:167:LEU:HD11	3:2:178:MET:HB3	1.22	1.12
1:B:134:TYR:CE1	1:B:213:ILE:CG1	2.33	1.12
3:N:250:LEU:HD13	3:N:296:ILE:HD13	1.31	1.12
1:V:189:GLU:HG3	1:V:468:PHE:HB3	1.28	1.12
1:V:406:GLU:HA	1:V:409:LYS:HD2	1.29	1.12
2:W:93:VAL:HG11	2:W:151:LEU:HD13	1.25	1.12
3:X:167:LEU:HD11	3:X:178:MET:HB3	1.21	1.12
4:Y:44:GLU:HG3	4:Y:129:ILE:CB	1.78	1.12
4:3:195:ASN:H	4:3:204:ASP:HB3	1.07	1.12
3:D:145:LYS:CG	3:D:202:THR:HG23	1.78	1.12
4:E:47:GLU:HA	4:E:129:ILE:HD11	1.25	1.12
4:J:183:TRP:CB	4:J:216:ARG:CG	2.22	1.12
4:J:249:GLN:NE2	4:J:250:LYS:HE3	1.61	1.12
1:L:258:ALA:HB2	2:M:265:LEU:HD13	1.31	1.12
3:N:35:LEU:HD23	3:N:164:ARG:HH12	1.09	1.12
3:X:45:GLU:HG2	3:X:272:PRO:HG2	1.25	1.12
4:3:135:PRO:HB2	4:3:137:ASP:OD1	1.49	1.12
1:B:279:ILE:HG22	1:B:280:ILE:H	0.97	1.12
2:C:142:GLN:HG3	2:C:143:ASN:H	0.95	1.12
1:L:95:ASN:HB3	1:L:126:SER:HB2	1.27	1.12
1:L:216:LYS:H	1:L:216:LYS:HE3	1.05	1.12
1:Q:134:TYR:CE1	1:Q:213:ILE:CG1	2.33	1.12
4:T:265:LEU:HD21	4:T:296:ILE:HD11	1.18	1.12
3:X:43:VAL:HG13	3:X:49:ILE:O	1.48	1.12

Continued on next page...

Continued from previous page...

Atom-1	Atom-2	Interatomic distance (Å)	Clash overlap (Å)
3:X:145:LYS:CG	3:X:202:THR:HG23	1.78	1.12
3:Z:38:ILE:O	3:Z:39:GLN:HG3	1.50	1.12
1:0:279:ILE:HG22	1:0:280:ILE:H	0.97	1.12
2:1:142:GLN:HG3	2:1:143:ASN:H	0.95	1.12
3:2:145:LYS:CG	3:2:202:THR:HG23	1.78	1.12
3:2:250:LEU:HD13	3:2:296:ILE:HD13	1.30	1.12
4:3:249:GLN:HE22	4:3:250:LYS:HE3	1.01	1.12
3:I:43:VAL:HG13	3:I:49:ILE:O	1.48	1.12
3:N:43:VAL:HG13	3:N:49:ILE:O	1.48	1.12
1:Q:46:LYS:HB2	1:Q:278:PRO:HD2	1.16	1.12
2:R:273:LEU:HA	2:R:276:GLN:HG2	1.17	1.12
3:S:145:LYS:CG	3:S:202:THR:HG23	1.78	1.12
1:V:134:TYR:CE1	1:V:213:ILE:CG1	2.33	1.12
1:0:134:TYR:CE1	1:0:213:ILE:CG1	2.33	1.11
3:2:135:PHE:HB2	3:2:209:ARG:HB3	1.24	1.11
3:A:38:ILE:O	3:A:39:GLN:HG3	1.50	1.11
1:B:223:TYR:O	1:B:227:PRO:HD3	1.50	1.11
1:G:134:TYR:CE1	1:G:213:ILE:CG1	2.33	1.11
3:P:235:LEU:HD11	3:P:242:LYS:HE3	1.23	1.11
2:W:316:THR:HG21	2:W:447:ASN:HB3	1.16	1.11
1:B:37:LEU:HD23	1:B:179:ALA:HB3	1.26	1.11
1:G:279:ILE:HG22	1:G:280:ILE:H	0.97	1.11
3:I:296:ILE:HA	3:I:299:HIS:HB2	1.32	1.11
1:L:37:LEU:HD23	1:L:179:ALA:HB3	1.26	1.11
2:M:316:THR:HG21	2:M:447:ASN:HB3	1.16	1.11
2:R:445:ASN:HA	2:R:448:LEU:HG	1.22	1.11
1:V:279:ILE:HG22	1:V:280:ILE:H	0.97	1.11
3:Z:148:ILE:HD11	3:Z:156:VAL:HG13	1.31	1.11
2:1:309:VAL:O	2:1:313:HIS:HB3	1.48	1.11
2:1:316:THR:HG21	2:1:447:ASN:HB3	1.16	1.11
3:A:145:LYS:HG3	3:A:202:THR:HG22	1.27	1.11
4:E:135:PRO:HB2	4:E:137:ASP:OD1	1.49	1.11
1:G:258:ALA:HB2	2:H:265:LEU:HD13	1.31	1.11
4:J:135:PRO:HB2	4:J:137:ASP:OD1	1.49	1.11
1:L:46:LYS:HB2	1:L:278:PRO:HD2	1.16	1.11
1:L:134:TYR:CE1	1:L:213:ILE:CG1	2.33	1.11
4:O:135:PRO:HB2	4:O:137:ASP:OD1	1.49	1.11
4:O:183:TRP:HB2	4:O:216:ARG:HG2	1.29	1.11
3:U:148:ILE:HD11	3:U:156:VAL:HG13	1.31	1.11
1:V:306:HIS:HA	1:V:312:HIS:O	1.50	1.11
1:0:306:HIS:HA	1:0:312:HIS:O	1.50	1.11

Continued on next page...

Continued from previous page...

Atom-1	Atom-2	Interatomic distance (Å)	Clash overlap (Å)
3:D:45:GLU:HG2	3:D:272:PRO:HG2	1.25	1.11
4:E:91:LEU:HD13	4:E:145:PHE:HB3	1.20	1.11
4:J:262:THR:OG1	4:J:265:LEU:HD12	1.49	1.11
3:K:251:LEU:HD13	4:O:260:ALA:HB2	1.30	1.11
3:P:118:TRP:CD1	3:P:120:PRO:HD3	1.85	1.11
3:Z:130:ILE:HD13	3:Z:131:ILE:H	0.97	1.11
1:O:37:LEU:HD23	1:O:179:ALA:HB3	1.26	1.11
1:O:248:LYS:HD3	1:O:252:SER:HB3	1.11	1.11
3:A:118:TRP:CD1	3:A:120:PRO:HD3	1.85	1.11
1:G:306:HIS:HA	1:G:312:HIS:O	1.50	1.11
1:L:160:HIS:NE2	1:L:207:VAL:HG11	1.66	1.11
3:N:296:ILE:HA	3:N:299:HIS:HB2	1.32	1.11
3:P:251:LEU:HD13	4:T:260:ALA:HB2	1.30	1.11
1:Q:153:THR:HB	1:Q:204:TYR:HB2	1.18	1.11
3:S:45:GLU:HG2	3:S:272:PRO:HG2	1.25	1.11
1:O:406:GLU:HA	1:O:409:LYS:HD2	1.30	1.10
4:3:107:VAL:HG13	4:3:117:TRP:HB2	1.25	1.10
3:A:57:ARG:HA	3:A:119:THR:HG22	1.20	1.10
2:C:445:ASN:HA	2:C:448:LEU:HG	1.22	1.10
3:F:38:ILE:O	3:F:39:GLN:HG3	1.50	1.10
3:F:118:TRP:CD1	3:F:120:PRO:HD3	1.85	1.10
3:F:145:LYS:HG3	3:F:202:THR:HG22	1.27	1.10
2:H:142:GLN:HG3	2:H:143:ASN:H	0.95	1.10
2:H:309:VAL:O	2:H:313:HIS:HB3	1.48	1.10
4:J:107:VAL:HG13	4:J:117:TRP:HB2	1.25	1.10
4:J:195:ASN:H	4:J:204:ASP:HB3	1.07	1.10
1:L:46:LYS:CB	1:L:278:PRO:HD2	1.81	1.10
3:P:148:ILE:HD11	3:P:156:VAL:HG13	1.31	1.10
1:Q:258:ALA:HB2	2:R:265:LEU:HD13	1.31	1.10
1:Q:306:HIS:HA	1:Q:312:HIS:O	1.50	1.10
1:V:46:LYS:CB	1:V:278:PRO:HD2	1.81	1.10
4:Y:265:LEU:HD21	4:Y:296:ILE:HD11	1.18	1.10
4:E:44:GLU:HA	4:E:129:ILE:CD1	1.82	1.10
4:E:183:TRP:HB2	4:E:216:ARG:HG2	1.28	1.10
3:K:118:TRP:CD1	3:K:120:PRO:HD3	1.85	1.10
1:Q:223:TYR:O	1:Q:227:PRO:HD3	1.50	1.10
1:Q:406:GLU:HA	1:Q:409:LYS:HD2	1.30	1.10
2:R:309:VAL:O	2:R:313:HIS:HB3	1.48	1.10
4:3:172:ILE:HG13	4:3:174:PRO:HD2	1.30	1.10
3:A:165:PRO:HG2	3:A:168:SER:HB3	1.28	1.10
1:B:258:ALA:HB2	2:C:265:LEU:HD13	1.31	1.10

Continued on next page...

Continued from previous page...

Atom-1	Atom-2	Interatomic distance (Å)	Clash overlap (Å)
2:C:230:ILE:HG13	2:C:231:ASN:HD22	1.15	1.10
2:H:445:ASN:HA	2:H:448:LEU:HG	1.22	1.10
4:T:249:GLN:HE22	4:T:250:LYS:HE3	1.01	1.10
3:U:118:TRP:CD1	3:U:120:PRO:HD3	1.85	1.10
1:O:46:LYS:CB	1:O:278:PRO:HD2	1.81	1.10
1:O:223:TYR:O	1:O:227:PRO:HD3	1.50	1.10
1:B:160:HIS:NE2	1:B:207:VAL:HG11	1.66	1.10
1:B:306:HIS:HA	1:B:312:HIS:O	1.50	1.10
3:F:251:LEU:HD13	4:J:260:ALA:HB2	1.30	1.10
1:G:46:LYS:CB	1:G:278:PRO:HD2	1.81	1.10
1:G:223:TYR:O	1:G:227:PRO:HD3	1.50	1.10
2:H:316:THR:HG22	2:H:317:PRO:HD2	1.10	1.10
4:J:91:LEU:HD13	4:J:145:PHE:HB3	1.20	1.10
3:K:107:LYS:HE3	1:L:150:THR:O	1.52	1.10
1:L:223:TYR:O	1:L:227:PRO:HD3	1.50	1.10
2:M:142:GLN:HG3	2:M:143:ASN:H	0.95	1.10
4:O:44:GLU:HA	4:O:129:ILE:CD1	1.82	1.10
4:O:249:GLN:HE22	4:O:250:LYS:HE3	1.01	1.10
3:P:145:LYS:HG3	3:P:202:THR:HG22	1.27	1.10
3:S:250:LEU:HD13	3:S:296:ILE:HD13	1.31	1.10
3:S:296:ILE:HA	3:S:299:HIS:HB2	1.32	1.10
4:T:44:GLU:HA	4:T:129:ILE:CD1	1.82	1.10
3:Z:118:TRP:CD1	3:Z:120:PRO:HD3	1.85	1.10
4:3:44:GLU:HA	4:3:129:ILE:CD1	1.82	1.10
1:B:46:LYS:CB	1:B:278:PRO:HD2	1.81	1.10
1:B:153:THR:HB	1:B:204:TYR:HB2	1.18	1.10
1:B:248:LYS:HD3	1:B:252:SER:HB3	1.11	1.10
2:H:93:VAL:HG11	2:H:151:LEU:HD13	1.25	1.10
1:L:189:GLU:HG3	1:L:468:PHE:HB3	1.28	1.10
1:L:248:LYS:HD3	1:L:252:SER:HB3	1.11	1.10
1:Q:46:LYS:CB	1:Q:278:PRO:HD2	1.81	1.10
1:Q:160:HIS:NE2	1:Q:207:VAL:HG11	1.66	1.10
2:R:93:VAL:HG11	2:R:151:LEU:HD13	1.25	1.10
4:T:195:ASN:H	4:T:204:ASP:HB3	1.07	1.10
2:C:77:ILE:CD1	2:C:80:LEU:HD13	1.82	1.09
3:F:165:PRO:HG2	3:F:168:SER:HB3	1.28	1.09
4:J:47:GLU:HA	4:J:129:ILE:HD11	1.25	1.09
4:J:249:GLN:HE22	4:J:250:LYS:HE3	1.01	1.09
3:K:38:ILE:O	3:K:39:GLN:HG3	1.50	1.09
3:K:57:ARG:HA	3:K:119:THR:HG22	1.20	1.09
3:U:107:LYS:HE3	1:V:150:THR:O	1.52	1.09

Continued on next page...

Continued from previous page...

Atom-1	Atom-2	Interatomic distance (Å)	Clash overlap (Å)
1:V:160:HIS:NE2	1:V:207:VAL:HG11	1.66	1.09
3:Z:235:LEU:HD11	3:Z:242:LYS:HE3	1.23	1.09
1:O:150:THR:O	3:Z:107:LYS:HE3	1.52	1.09
3:A:148:ILE:HD11	3:A:156:VAL:HG13	1.31	1.09
3:A:251:LEU:HD13	4:E:260:ALA:HB2	1.30	1.09
3:D:296:ILE:HA	3:D:299:HIS:HB2	1.32	1.09
3:F:107:LYS:HE3	1:G:150:THR:O	1.52	1.09
1:G:160:HIS:NE2	1:G:207:VAL:HG11	1.66	1.09
2:M:316:THR:HG22	2:M:317:PRO:HD2	1.10	1.09
1:B:216:LYS:H	1:B:216:LYS:HE3	1.05	1.09
2:C:159:SER:HA	2:C:213:GLN:HG3	1.34	1.09
4:E:236:VAL:CA	4:E:239:VAL:HG23	1.82	1.09
2:H:77:ILE:CD1	2:H:80:LEU:HD13	1.82	1.09
2:H:318:SER:HB2	2:H:447:ASN:HD22	1.18	1.09
3:K:20:ARG:HH11	3:K:20:ARG:CG	1.65	1.09
3:K:87:LEU:H	3:K:87:LEU:HD22	1.13	1.09
3:K:235:LEU:HD11	3:K:242:LYS:HE3	1.23	1.09
4:O:236:VAL:CA	4:O:239:VAL:HG23	1.83	1.09
3:P:57:ARG:HA	3:P:119:THR:HG22	1.20	1.09
4:T:107:VAL:HG13	4:T:117:TRP:HB2	1.25	1.09
3:U:57:ARG:HA	3:U:119:THR:HG22	1.20	1.09
4:Y:236:VAL:CA	4:Y:239:VAL:HG23	1.82	1.09
3:2:253:LEU:HD23	3:2:254:THR:N	1.68	1.09
3:D:167:LEU:HD11	3:D:178:MET:CB	1.83	1.09
3:D:253:LEU:HD23	3:D:254:THR:N	1.68	1.09
3:F:20:ARG:HH11	3:F:20:ARG:CG	1.65	1.09
4:J:44:GLU:HA	4:J:129:ILE:CD1	1.82	1.09
3:N:253:LEU:HD23	3:N:254:THR:N	1.68	1.09
2:R:77:ILE:CD1	2:R:80:LEU:HD13	1.82	1.09
4:T:236:VAL:CA	4:T:239:VAL:HG23	1.82	1.09
1:V:258:ALA:HB2	2:W:265:LEU:HD13	1.31	1.09
4:Y:94:ASN:HD22	4:Y:125:SER:HB2	1.17	1.09
4:Y:311:PRO:HD2	4:Y:440:VAL:HG13	1.24	1.09
3:Z:137:PHE:CE1	3:Z:210:ILE:HD12	1.88	1.09
1:O:46:LYS:HB2	1:O:278:PRO:HD2	1.16	1.09
2:1:77:ILE:CD1	2:1:80:LEU:HD13	1.82	1.09
3:A:137:PHE:CE1	3:A:210:ILE:HD12	1.88	1.09
3:F:137:PHE:CE1	3:F:210:ILE:HD12	1.88	1.09
2:H:190:TRP:CD1	2:H:221:ILE:HD12	1.88	1.09
2:H:434:LYS:HD3	2:H:435:GLU:HG3	1.10	1.09
4:O:265:LEU:HD21	4:O:296:ILE:HD11	1.18	1.09

Continued on next page...

Continued from previous page...

Atom-1	Atom-2	Interatomic distance (Å)	Clash overlap (Å)
3:S:20:ARG:HH11	3:S:20:ARG:CG	1.66	1.09
4:T:135:PRO:HB2	4:T:137:ASP:OD1	1.49	1.09
3:U:165:PRO:HG2	3:U:168:SER:HB3	1.28	1.09
3:Z:165:PRO:HG2	3:Z:168:SER:HB3	1.28	1.09
4:3:94:ASN:HD22	4:3:125:SER:HB2	1.17	1.08
4:3:242:LEU:HD11	4:3:253:LEU:HD21	1.35	1.08
4:E:20:PRO:HG2	4:E:28:ILE:HD12	1.35	1.08
3:I:92:LEU:HB3	3:I:95:ASN:HB2	1.22	1.08
3:K:137:PHE:CE1	3:K:210:ILE:HD12	1.88	1.08
3:N:167:LEU:HD11	3:N:178:MET:CB	1.83	1.08
4:O:20:PRO:HG2	4:O:28:ILE:HD12	1.35	1.08
2:R:154:ASN:HB3	2:R:211:ASN:HB3	1.36	1.08
3:S:167:LEU:HD11	3:S:178:MET:CB	1.83	1.08
3:U:38:ILE:O	3:U:39:GLN:HG3	1.50	1.08
1:V:223:TYR:O	1:V:227:PRO:HD3	1.50	1.08
1:V:272:GLU:HA	1:V:275:LEU:HG	1.34	1.08
2:W:69:TRP:HZ2	2:W:112:VAL:HG11	1.12	1.08
3:X:35:LEU:HD23	3:X:164:ARG:HH12	1.09	1.08
3:X:167:LEU:HD11	3:X:178:MET:CB	1.83	1.08
4:Y:44:GLU:HA	4:Y:129:ILE:CD1	1.82	1.08
4:Y:249:GLN:HE22	4:Y:250:LYS:HE3	1.01	1.08
1:0:160:HIS:NE2	1:0:207:VAL:HG11	1.66	1.08
1:0:409:LYS:HB3	2:1:426:THR:HG21	1.35	1.08
3:2:89:ASP:OD2	3:2:150:THR:HG22	1.54	1.08
4:3:20:PRO:HG2	4:3:28:ILE:HD12	1.35	1.08
1:B:189:GLU:HG3	1:B:468:PHE:HB3	1.28	1.08
2:C:162:LEU:HD11	2:C:217:PHE:HE1	1.02	1.08
2:C:190:TRP:CD1	2:C:221:ILE:HD12	1.88	1.08
3:D:20:ARG:HH11	3:D:20:ARG:CG	1.66	1.08
4:E:107:VAL:HG13	4:E:117:TRP:HB2	1.25	1.08
4:E:265:LEU:HD21	4:E:296:ILE:HD11	1.18	1.08
4:J:236:VAL:CA	4:J:239:VAL:HG23	1.82	1.08
3:K:148:ILE:HD11	3:K:156:VAL:HG13	1.31	1.08
1:L:406:GLU:HA	1:L:409:LYS:HD2	1.29	1.08
2:M:93:VAL:HG11	2:M:151:LEU:HD13	1.25	1.08
2:M:434:LYS:HD3	2:M:435:GLU:HG3	1.10	1.08
3:N:145:LYS:C	3:N:146:LEU:HD12	1.74	1.08
4:O:91:LEU:HD13	4:O:145:PHE:HB3	1.20	1.08
2:R:230:ILE:HG13	2:R:231:ASN:HD22	1.15	1.08
3:S:65:LEU:HD23	3:S:110:LEU:HD22	1.35	1.08
2:W:154:ASN:HB3	2:W:211:ASN:HB3	1.36	1.08

Continued on next page...

Continued from previous page...

Atom-1	Atom-2	Interatomic distance (Å)	Clash overlap (Å)
3:X:20:ARG:HH11	3:X:20:ARG:CG	1.66	1.08
4:Y:20:PRO:HG2	4:Y:28:ILE:HD12	1.35	1.08
4:Y:195:ASN:H	4:Y:204:ASP:HB3	1.07	1.08
4:Y:242:LEU:HD11	4:Y:253:LEU:HD21	1.35	1.08
1:0:258:ALA:HB2	2:1:265:LEU:HD13	1.31	1.08
2:1:230:ILE:HG13	2:1:231:ASN:HD22	1.15	1.08
3:2:17:LYS:HG2	3:2:84:ASP:HA	1.26	1.08
3:A:20:ARG:HH11	3:A:20:ARG:CG	1.65	1.08
3:F:38:ILE:CD1	3:F:55:ARG:HG3	1.84	1.08
1:G:189:GLU:HG3	1:G:468:PHE:HB3	1.28	1.08
3:I:167:LEU:HD11	3:I:178:MET:CB	1.83	1.08
3:K:165:PRO:HG2	3:K:168:SER:HB3	1.28	1.08
2:R:434:LYS:HD3	2:R:435:GLU:HG3	1.10	1.08
4:T:183:TRP:CB	4:T:216:ARG:CG	2.22	1.08
1:V:216:LYS:H	1:V:216:LYS:HE3	1.05	1.08
4:Y:236:VAL:HA	4:Y:239:VAL:HG23	1.11	1.08
2:1:190:TRP:CB	2:1:223:ARG:HB2	1.84	1.08
3:A:130:ILE:HD13	3:A:131:ILE:H	0.97	1.08
1:B:46:LYS:HB2	1:B:278:PRO:HD2	1.16	1.08
2:C:154:ASN:HB3	2:C:211:ASN:HB3	1.36	1.08
2:C:434:LYS:HD3	2:C:435:GLU:HG3	1.10	1.08
4:E:242:LEU:HD11	4:E:253:LEU:HD21	1.35	1.08
3:F:130:ILE:HD13	3:F:131:ILE:H	0.97	1.08
3:F:148:ILE:HD11	3:F:156:VAL:HG13	1.31	1.08
3:F:296:ILE:HA	3:F:299:HIS:HB2	1.28	1.08
3:I:131:ILE:HG13	3:I:133:THR:H	1.17	1.08
2:M:77:ILE:CD1	2:M:80:LEU:HD13	1.82	1.08
4:O:107:VAL:HG13	4:O:117:TRP:HB2	1.25	1.08
4:O:242:LEU:HD11	4:O:253:LEU:HD21	1.35	1.08
3:P:38:ILE:O	3:P:39:GLN:HG3	1.50	1.08
3:P:130:ILE:HD13	3:P:131:ILE:H	0.97	1.08
4:T:189:PRO:HD2	4:T:211:PHE:HB2	1.08	1.08
4:T:236:VAL:HA	4:T:239:VAL:HG23	1.11	1.08
4:T:242:LEU:HD11	4:T:253:LEU:HD21	1.35	1.08
3:U:251:LEU:HD13	4:Y:260:ALA:HB2	1.30	1.08
2:W:77:ILE:CD1	2:W:80:LEU:HD13	1.82	1.08
2:W:190:TRP:CB	2:W:223:ARG:HB2	1.84	1.08
2:W:190:TRP:CD1	2:W:221:ILE:HD12	1.88	1.08
3:X:145:LYS:HG3	3:X:202:THR:CG2	1.84	1.08
3:X:250:LEU:HD13	3:X:296:ILE:HD13	1.31	1.08
3:X:253:LEU:HD23	3:X:254:THR:N	1.68	1.08

Continued on next page...

Continued from previous page...

Atom-1	Atom-2	Interatomic distance (Å)	Clash overlap (Å)
3:X:296:ILE:HA	3:X:299:HIS:HB2	1.32	1.08
4:Y:183:TRP:HB2	4:Y:216:ARG:HG2	1.29	1.08
3:2:35:LEU:CG	3:2:54:VAL:HG11	1.84	1.08
3:A:87:LEU:H	3:A:87:LEU:HD22	1.13	1.08
3:A:107:LYS:HE3	1:B:150:THR:O	1.52	1.08
3:D:35:LEU:CG	3:D:54:VAL:HG11	1.84	1.08
4:E:236:VAL:HA	4:E:239:VAL:HG23	1.12	1.08
2:H:69:TRP:HZ2	2:H:112:VAL:HG11	1.12	1.08
3:I:20:ARG:HH11	3:I:20:ARG:CG	1.66	1.08
2:M:190:TRP:CD1	2:M:221:ILE:HD12	1.88	1.08
1:Q:189:GLU:HG3	1:Q:468:PHE:HB3	1.28	1.08
2:R:318:SER:HB2	2:R:447:ASN:HD22	1.18	1.08
4:T:47:GLU:HA	4:T:129:ILE:HD11	1.24	1.08
4:T:94:ASN:HD22	4:T:125:SER:HB2	1.17	1.08
4:Y:189:PRO:HD2	4:Y:211:PHE:HB2	1.08	1.08
3:Z:38:ILE:CD1	3:Z:55:ARG:HG3	1.84	1.08
3:Z:145:LYS:HG3	3:Z:202:THR:HG22	1.27	1.08
2:1:190:TRP:CD1	2:1:221:ILE:HD12	1.88	1.07
1:B:406:GLU:HA	1:B:409:LYS:HD2	1.29	1.07
3:D:65:LEU:HD23	3:D:110:LEU:HD22	1.36	1.07
3:D:145:LYS:C	3:D:146:LEU:HD12	1.74	1.07
3:I:35:LEU:HD23	3:I:164:ARG:HH12	1.09	1.07
1:L:306:HIS:HA	1:L:312:HIS:O	1.50	1.07
1:L:409:LYS:HB3	2:M:426:THR:HG21	1.35	1.07
2:M:190:TRP:CB	2:M:223:ARG:HB2	1.84	1.07
2:R:142:GLN:HG3	2:R:143:ASN:H	0.95	1.07
3:S:89:ASP:OD2	3:S:150:THR:HG22	1.54	1.07
3:S:145:LYS:C	3:S:146:LEU:HD12	1.74	1.07
3:U:130:ILE:HD13	3:U:131:ILE:H	0.97	1.07
2:W:318:SER:HB2	2:W:447:ASN:HD22	1.18	1.07
3:X:145:LYS:C	3:X:146:LEU:HD12	1.74	1.07
3:2:145:LYS:HG3	3:2:202:THR:CG2	1.84	1.07
4:E:249:GLN:HE22	4:E:250:LYS:HE3	1.01	1.07
1:G:46:LYS:HB2	1:G:278:PRO:HD2	1.16	1.07
3:I:38:ILE:HA	3:I:169:THR:HG21	1.37	1.07
3:I:65:LEU:HD23	3:I:110:LEU:HD22	1.35	1.07
4:J:189:PRO:HD2	4:J:211:PHE:HB2	1.09	1.07
2:M:154:ASN:HB3	2:M:211:ASN:HB3	1.36	1.07
3:N:20:ARG:HH11	3:N:20:ARG:CG	1.66	1.07
3:N:65:LEU:HD23	3:N:110:LEU:HD22	1.35	1.07
4:O:236:VAL:HA	4:O:239:VAL:HG23	1.12	1.07

Continued on next page...

Continued from previous page...

Atom-1	Atom-2	Interatomic distance (Å)	Clash overlap (Å)
3:P:20:ARG:HH11	3:P:20:ARG:CG	1.65	1.07
2:R:190:TRP:CD1	2:R:221:ILE:HD12	1.88	1.07
4:T:20:PRO:HG2	4:T:28:ILE:HD12	1.35	1.07
3:X:65:LEU:HD23	3:X:110:LEU:HD22	1.35	1.07
2:1:69:TRP:HZ2	2:1:112:VAL:HG11	1.12	1.07
3:2:167:LEU:HD11	3:2:178:MET:CB	1.83	1.07
4:3:236:VAL:CA	4:3:239:VAL:HG23	1.82	1.07
3:A:296:ILE:HA	3:A:299:HIS:HB2	1.28	1.07
2:C:316:THR:HG22	2:C:317:PRO:HD2	1.10	1.07
2:H:316:THR:HG21	2:H:447:ASN:HB3	1.16	1.07
4:J:236:VAL:HA	4:J:239:VAL:HG23	1.12	1.07
1:L:92:LEU:H	1:L:96:ASN:HB2	1.19	1.07
1:L:153:THR:HB	1:L:204:TYR:HB2	1.18	1.07
2:M:246:ALA:O	2:M:250:PRO:HD3	1.55	1.07
2:R:190:TRP:CB	2:R:223:ARG:HB2	1.84	1.07
4:T:183:TRP:HB2	4:T:216:ARG:HG2	1.28	1.07
4:Y:271:LYS:HZ3	4:Y:271:LYS:HB2	1.13	1.07
3:Z:296:ILE:HA	3:Z:299:HIS:HB2	1.28	1.07
1:O:153:THR:HB	1:O:204:TYR:HB2	1.18	1.07
3:2:131:ILE:HG13	3:2:133:THR:H	1.17	1.07
4:3:233:SER:O	4:3:237:VAL:HG23	1.54	1.07
2:C:190:TRP:CB	2:C:223:ARG:HB2	1.84	1.07
3:D:89:ASP:OD2	3:D:150:THR:HG22	1.54	1.07
3:D:145:LYS:HG3	3:D:202:THR:CG2	1.84	1.07
1:G:153:THR:HB	1:G:204:TYR:HB2	1.18	1.07
2:H:227:PHE:O	2:H:230:ILE:HG12	1.54	1.07
3:I:253:LEU:HD23	3:I:254:THR:N	1.68	1.07
3:K:145:LYS:HG3	3:K:202:THR:HG22	1.27	1.07
3:N:35:LEU:CG	3:N:54:VAL:HG11	1.84	1.07
3:N:89:ASP:OD2	3:N:150:THR:HG22	1.54	1.07
3:P:107:LYS:HE3	1:Q:150:THR:O	1.52	1.07
3:P:137:PHE:CE1	3:P:210:ILE:HD12	1.88	1.07
1:Q:248:LYS:HD3	1:Q:252:SER:HB3	1.11	1.07
2:R:60:HIS:CD2	2:R:92:ILE:HD13	1.89	1.07
4:T:233:SER:O	4:T:237:VAL:HG23	1.54	1.07
2:W:230:ILE:HG13	2:W:231:ASN:HD22	1.15	1.07
2:W:434:LYS:HD3	2:W:435:GLU:HG3	1.10	1.07
4:Y:233:SER:O	4:Y:237:VAL:HG23	1.54	1.07
1:G:134:TYR:HE1	1:G:213:ILE:CG1	1.67	1.07
1:L:134:TYR:H	1:L:279:ILE:HG12	1.17	1.07
4:O:94:ASN:HD22	4:O:125:SER:HB2	1.17	1.07

Continued on next page...

Continued from previous page...

Atom-1	Atom-2	Interatomic distance (Å)	Clash overlap (Å)
4:O:233:SER:O	4:O:237:VAL:HG23	1.54	1.07
3:P:38:ILE:CD1	3:P:55:ARG:HG3	1.84	1.07
2:R:316:THR:HG22	2:R:317:PRO:HD2	1.10	1.07
3:Z:87:LEU:H	3:Z:87:LEU:HD22	1.13	1.07
2:1:60:HIS:CD2	2:1:92:ILE:HD13	1.89	1.06
4:3:236:VAL:HA	4:3:239:VAL:HG23	1.12	1.06
3:A:38:ILE:CD1	3:A:55:ARG:HG3	1.84	1.06
2:C:227:PHE:O	2:C:230:ILE:HG12	1.55	1.06
2:H:159:SER:HA	2:H:213:GLN:HG3	1.34	1.06
4:J:172:ILE:HG13	4:J:174:PRO:HD2	1.30	1.06
3:K:38:ILE:CD1	3:K:55:ARG:HG3	1.84	1.06
2:M:227:PHE:O	2:M:230:ILE:HG12	1.54	1.06
3:U:20:ARG:HH11	3:U:20:ARG:CG	1.65	1.06
1:V:248:LYS:HD3	1:V:252:SER:HB3	1.11	1.06
3:X:261:VAL:HA	3:X:264:ILE:HD12	1.08	1.06
4:Y:67:ASN:N	4:Y:67:ASN:HD22	1.53	1.06
2:1:246:ALA:O	2:1:250:PRO:HD3	1.55	1.06
4:3:260:ALA:HB2	3:Z:251:LEU:HD13	1.30	1.06
1:B:409:LYS:HB3	2:C:426:THR:HG21	1.35	1.06
2:C:69:TRP:HB3	2:C:73:GLU:HB2	1.38	1.06
3:F:87:LEU:H	3:F:87:LEU:HD22	1.13	1.06
3:I:43:VAL:HG22	3:I:50:VAL:HA	1.37	1.06
2:M:230:ILE:HG13	2:M:231:ASN:HD22	1.15	1.06
1:Q:272:GLU:HA	1:Q:275:LEU:HG	1.34	1.06
2:R:227:PHE:O	2:R:230:ILE:HG12	1.54	1.06
3:S:35:LEU:HD23	3:S:164:ARG:HH12	1.09	1.06
3:U:38:ILE:CD1	3:U:55:ARG:HG3	1.84	1.06
3:Z:20:ARG:HH11	3:Z:20:ARG:CG	1.64	1.06
2:1:273:LEU:HA	2:1:276:GLN:HG2	1.17	1.06
3:2:65:LEU:HD23	3:2:110:LEU:HD22	1.35	1.06
3:2:235:LEU:HD13	3:2:242:LYS:HE3	1.37	1.06
2:C:251:ALA:CB	2:C:453:ILE:HD11	1.85	1.06
2:H:230:ILE:HG13	2:H:231:ASN:HD22	1.15	1.06
2:H:307:GLY:HA2	2:H:310:LEU:HD23	1.38	1.06
3:I:145:LYS:C	3:I:146:LEU:HD12	1.74	1.06
4:J:233:SER:O	4:J:237:VAL:HG23	1.54	1.06
3:N:145:LYS:HG3	3:N:202:THR:CG2	1.84	1.06
2:R:69:TRP:HZ2	2:R:112:VAL:HG11	1.13	1.06
2:R:316:THR:HG21	2:R:447:ASN:HB3	1.16	1.06
3:S:29:VAL:HG12	3:S:60:TRP:CD1	1.90	1.06
3:S:253:LEU:HD23	3:S:254:THR:N	1.68	1.06

Continued on next page...

Continued from previous page...

Atom-1	Atom-2	Interatomic distance (Å)	Clash overlap (Å)
3:U:63:VAL:O	3:U:66:ARG:HD2	1.56	1.06
3:U:137:PHE:CE1	3:U:210:ILE:HD12	1.88	1.06
2:W:69:TRP:HB3	2:W:73:GLU:HB2	1.38	1.06
2:W:307:GLY:HA2	2:W:310:LEU:HD23	1.38	1.06
3:X:35:LEU:CG	3:X:54:VAL:HG11	1.84	1.06
3:X:38:ILE:HA	3:X:169:THR:HG21	1.36	1.06
3:X:89:ASP:OD2	3:X:150:THR:HG22	1.53	1.06
2:1:69:TRP:HB3	2:1:73:GLU:HB2	1.38	1.06
2:1:159:SER:HA	2:1:213:GLN:HG3	1.34	1.06
3:2:20:ARG:HH11	3:2:20:ARG:CG	1.66	1.06
3:2:145:LYS:C	3:2:146:LEU:HD12	1.74	1.06
3:A:63:VAL:O	3:A:66:ARG:HD2	1.56	1.06
2:H:190:TRP:CB	2:H:223:ARG:HB2	1.84	1.06
3:I:35:LEU:CG	3:I:54:VAL:HG11	1.84	1.06
3:I:89:ASP:OD2	3:I:150:THR:HG22	1.54	1.06
3:I:145:LYS:HG3	3:I:202:THR:CG2	1.84	1.06
1:Q:9:SER:HA	1:Q:12:PHE:CE1	1.90	1.06
1:Q:92:LEU:H	1:Q:96:ASN:HB2	1.19	1.06
2:R:45:LEU:HD12	2:R:190:TRP:CE3	1.91	1.06
2:R:69:TRP:HB3	2:R:73:GLU:HB2	1.38	1.06
3:S:261:VAL:HA	3:S:264:ILE:HD12	1.08	1.06
1:V:9:SER:HA	1:V:12:PHE:CE1	1.90	1.06
2:W:60:HIS:CD2	2:W:92:ILE:HD13	1.89	1.06
3:2:261:VAL:HA	3:2:264:ILE:HD12	1.08	1.06
1:B:9:SER:HA	1:B:12:PHE:CE1	1.90	1.06
2:C:316:THR:HG21	2:C:447:ASN:HB3	1.16	1.06
4:E:94:ASN:HD22	4:E:125:SER:HB2	1.17	1.06
1:G:37:LEU:HA	1:G:54:VAL:HG12	1.06	1.06
1:G:92:LEU:H	1:G:96:ASN:HB2	1.19	1.06
3:I:379:VAL:HA	3:I:382:ILE:HG13	1.37	1.06
3:K:63:VAL:O	3:K:66:ARG:HD2	1.56	1.06
3:K:296:ILE:HA	3:K:299:HIS:HB2	1.28	1.06
1:L:9:SER:HA	1:L:12:PHE:CE1	1.90	1.06
2:M:45:LEU:HD12	2:M:190:TRP:CE3	1.91	1.06
2:M:159:SER:HA	2:M:213:GLN:HG3	1.34	1.06
4:O:271:LYS:HZ3	4:O:271:LYS:HB2	1.16	1.06
3:S:38:ILE:HA	3:S:169:THR:HG21	1.37	1.06
4:T:271:LYS:HB2	4:T:271:LYS:HZ3	1.16	1.06
1:V:37:LEU:HB3	1:V:179:ALA:HB3	1.37	1.06
2:W:45:LEU:HD12	2:W:190:TRP:CE3	1.91	1.06
2:W:316:THR:HG22	2:W:317:PRO:HD2	1.10	1.06

Continued on next page...

Continued from previous page...

Atom-1	Atom-2	Interatomic distance (Å)	Clash overlap (Å)
3:Z:63:VAL:O	3:Z:66:ARG:HD2	1.56	1.06
3:2:29:VAL:HG12	3:2:60:TRP:CD1	1.90	1.05
3:2:296:ILE:HA	3:2:299:HIS:HB2	1.32	1.05
2:C:60:HIS:CD2	2:C:92:ILE:HD13	1.89	1.05
1:G:409:LYS:HB3	2:H:426:THR:HG21	1.35	1.05
2:H:45:LEU:HD12	2:H:190:TRP:CE3	1.91	1.05
2:H:60:HIS:CD2	2:H:92:ILE:HD13	1.89	1.05
2:M:251:ALA:CB	2:M:453:ILE:HD11	1.85	1.05
1:Q:269:LYS:HE3	1:Q:270:VAL:CG2	1.86	1.05
3:S:145:LYS:HG3	3:S:202:THR:CG2	1.84	1.05
1:0:9:SER:HA	1:0:12:PHE:CE1	1.90	1.05
1:0:306:HIS:CD2	3:Z:235:LEU:HA	1.91	1.05
2:1:154:ASN:HB3	2:1:211:ASN:HB3	1.36	1.05
4:3:183:TRP:HB2	4:3:216:ARG:HG2	1.28	1.05
2:C:45:LEU:HD12	2:C:190:TRP:CE3	1.91	1.05
2:H:251:ALA:CB	2:H:453:ILE:HD11	1.85	1.05
3:I:250:LEU:HD13	3:I:296:ILE:HD13	1.31	1.05
2:M:69:TRP:HB3	2:M:73:GLU:HB2	1.38	1.05
2:M:130:CYS:SG	2:M:146:LEU:HD11	1.97	1.05
3:N:137:PHE:HB3	3:N:435:GLN:CG	1.87	1.05
4:O:75:ASP:HB3	4:O:110:TYR:CE1	1.92	1.05
2:R:307:GLY:HA2	2:R:310:LEU:HD23	1.38	1.05
2:W:130:CYS:SG	2:W:146:LEU:HD11	1.97	1.05
2:W:251:ALA:CB	2:W:453:ILE:HD11	1.85	1.05
3:X:29:VAL:HG12	3:X:60:TRP:CD1	1.90	1.05
2:1:318:SER:HB2	2:1:447:ASN:HD22	1.18	1.05
2:1:434:LYS:HD3	2:1:435:GLU:HG3	1.10	1.05
3:2:43:VAL:HG22	3:2:50:VAL:HA	1.37	1.05
1:B:269:LYS:HE3	1:B:270:VAL:CG2	1.86	1.05
2:C:69:TRP:HZ2	2:C:112:VAL:HG11	1.12	1.05
3:D:29:VAL:HG12	3:D:60:TRP:CD1	1.90	1.05
3:D:261:VAL:HA	3:D:264:ILE:HD12	1.08	1.05
4:E:246:ALA:HB1	4:E:250:LYS:HG3	1.39	1.05
1:G:9:SER:HA	1:G:12:PHE:CE1	1.90	1.05
3:I:29:VAL:HG12	3:I:60:TRP:CD1	1.90	1.05
1:Q:134:TYR:HE1	1:Q:213:ILE:CG1	1.67	1.05
2:R:130:CYS:SG	2:R:146:LEU:HD11	1.97	1.05
2:R:246:ALA:O	2:R:250:PRO:HD3	1.55	1.05
3:S:35:LEU:CG	3:S:54:VAL:HG11	1.84	1.05
1:V:37:LEU:HA	1:V:54:VAL:HG12	1.06	1.05
2:W:142:GLN:HG3	2:W:143:ASN:H	0.95	1.05

Continued on next page...

Continued from previous page...

Atom-1	Atom-2	Interatomic distance (Å)	Clash overlap (Å)
1:0:269:LYS:HE3	1:0:270:VAL:CG2	1.86	1.05
3:A:38:ILE:HD11	3:A:55:ARG:CG	1.87	1.05
3:D:137:PHE:HB3	3:D:435:GLN:CG	1.87	1.05
4:E:67:ASN:N	4:E:67:ASN:HD22	1.53	1.05
4:E:75:ASP:HB3	4:E:110:TYR:CE1	1.92	1.05
4:E:189:PRO:HD2	4:E:211:PHE:HB2	1.08	1.05
2:H:130:CYS:SG	2:H:146:LEU:HD11	1.97	1.05
4:J:75:ASP:HB3	4:J:110:TYR:CE1	1.92	1.05
3:K:38:ILE:HD11	3:K:55:ARG:CG	1.87	1.05
3:K:235:LEU:HA	1:L:306:HIS:CD2	1.91	1.05
2:M:60:HIS:CD2	2:M:92:ILE:HD13	1.89	1.05
2:M:69:TRP:HZ2	2:M:112:VAL:HG11	1.12	1.05
3:N:131:ILE:HG13	3:N:133:THR:H	1.17	1.05
3:N:235:LEU:HD13	3:N:242:LYS:HE3	1.38	1.05
3:P:296:ILE:HA	3:P:299:HIS:HB2	1.28	1.05
2:W:246:ALA:O	2:W:250:PRO:HD3	1.55	1.05
1:0:20:ARG:HD3	1:0:20:ARG:H	1.20	1.05
2:1:251:ALA:CB	2:1:453:ILE:HD11	1.85	1.05
4:3:27:VAL:HG12	4:3:153:HIS:C	1.78	1.05
2:C:271:LEU:HD11	2:C:303:VAL:CG2	1.87	1.05
4:E:233:SER:O	4:E:237:VAL:HG23	1.54	1.05
2:H:154:ASN:HB3	2:H:211:ASN:HB3	1.36	1.05
3:I:216:VAL:O	3:I:220:ILE:HG13	1.57	1.05
1:V:409:LYS:HB3	2:W:426:THR:HG21	1.35	1.05
2:W:271:LEU:HD11	2:W:303:VAL:CG2	1.87	1.05
3:2:38:ILE:HA	3:2:169:THR:HG21	1.37	1.04
3:2:137:PHE:HB3	3:2:435:GLN:CB	1.87	1.04
4:3:189:PRO:HD2	4:3:211:PHE:HB2	1.08	1.04
3:A:20:ARG:HH11	3:A:20:ARG:HG2	0.88	1.04
3:A:277:TYR:HA	3:A:280:PHE:CZ	1.92	1.04
1:B:37:LEU:HA	1:B:54:VAL:HG12	1.06	1.04
2:C:130:CYS:SG	2:C:146:LEU:HD11	1.97	1.04
4:E:183:TRP:HB3	4:E:216:ARG:HG2	1.05	1.04
3:F:277:TYR:HA	3:F:280:PHE:CZ	1.92	1.04
1:G:248:LYS:HD3	1:G:252:SER:HB3	1.11	1.04
3:P:235:LEU:HA	1:Q:306:HIS:CD2	1.91	1.04
2:R:159:SER:HA	2:R:213:GLN:HG3	1.33	1.04
4:T:183:TRP:HB3	4:T:216:ARG:CD	1.88	1.04
3:Z:38:ILE:HD11	3:Z:55:ARG:CG	1.87	1.04
3:Z:277:TYR:HA	3:Z:280:PHE:CZ	1.92	1.04
1:0:272:GLU:HA	1:0:275:LEU:HG	1.34	1.04

Continued on next page...

Continued from previous page...

Atom-1	Atom-2	Interatomic distance (Å)	Clash overlap (Å)
2:1:45:LEU:HD12	2:1:190:TRP:CE3	1.91	1.04
3:2:137:PHE:HB3	3:2:435:GLN:CG	1.87	1.04
3:D:137:PHE:HB3	3:D:435:GLN:CB	1.87	1.04
3:F:64:ARG:HA	3:F:66:ARG:HH11	1.22	1.04
1:G:20:ARG:HD3	1:G:20:ARG:H	1.21	1.04
2:H:87:ILE:HD12	2:H:110:VAL:HB	1.07	1.04
1:L:20:ARG:HD3	1:L:20:ARG:H	1.21	1.04
1:L:269:LYS:HE3	1:L:270:VAL:CG2	1.86	1.04
3:N:104:HIS:O	3:N:105:MET:SD	2.16	1.04
3:N:137:PHE:HB3	3:N:435:GLN:CB	1.87	1.04
3:N:379:VAL:HA	3:N:382:ILE:HG13	1.37	1.04
3:P:277:TYR:HA	3:P:280:PHE:CZ	1.92	1.04
4:T:67:ASN:N	4:T:67:ASN:HD22	1.53	1.04
4:T:75:ASP:HB3	4:T:110:TYR:CE1	1.91	1.04
3:U:38:ILE:HD11	3:U:55:ARG:CG	1.87	1.04
3:X:379:VAL:HA	3:X:382:ILE:HG13	1.37	1.04
2:1:227:PHE:O	2:1:230:ILE:HG12	1.54	1.04
2:C:246:ALA:O	2:C:250:PRO:HD3	1.55	1.04
3:I:137:PHE:HB3	3:I:435:GLN:CG	1.86	1.04
4:J:183:TRP:HB3	4:J:216:ARG:CD	1.88	1.04
3:K:20:ARG:HH11	3:K:20:ARG:HG2	0.88	1.04
2:M:271:LEU:HD11	2:M:303:VAL:CG2	1.87	1.04
3:N:29:VAL:HG12	3:N:60:TRP:CD1	1.90	1.04
4:O:67:ASN:N	4:O:67:ASN:HD22	1.53	1.04
4:O:246:ALA:HB1	4:O:250:LYS:HG3	1.39	1.04
1:Q:23:GLN:HE21	1:Q:23:GLN:N	1.56	1.04
2:R:251:ALA:CB	2:R:453:ILE:HD11	1.85	1.04
1:V:134:TYR:HE1	1:V:213:ILE:CG1	1.67	1.04
3:Z:89:ASP:OD2	3:Z:150:THR:HG22	1.58	1.04
2:1:87:ILE:HD12	2:1:110:VAL:HB	1.07	1.04
2:1:130:CYS:SG	2:1:146:LEU:HD11	1.97	1.04
3:2:104:HIS:O	3:2:105:MET:SD	2.16	1.04
4:3:246:ALA:HB1	4:3:250:LYS:HG3	1.39	1.04
3:D:235:LEU:HD13	3:D:242:LYS:HE3	1.37	1.04
4:E:27:VAL:HG12	4:E:153:HIS:C	1.78	1.04
3:F:38:ILE:HD11	3:F:55:ARG:CG	1.87	1.04
1:G:272:GLU:HA	1:G:275:LEU:HG	1.34	1.04
3:I:235:LEU:HD13	3:I:242:LYS:HE3	1.37	1.04
3:I:261:VAL:HA	3:I:264:ILE:HD12	1.08	1.04
4:J:20:PRO:HG2	4:J:28:ILE:HD12	1.35	1.04
1:L:272:GLU:HA	1:L:275:LEU:HG	1.34	1.04

Continued on next page...

Continued from previous page...

Atom-1	Atom-2	Interatomic distance (Å)	Clash overlap (Å)
2:M:271:LEU:HD11	2:M:303:VAL:HG22	1.04	1.04
3:P:87:LEU:HD22	3:P:87:LEU:H	1.13	1.04
1:Q:20:ARG:HD3	1:Q:20:ARG:H	1.20	1.04
3:S:131:ILE:HG13	3:S:133:THR:H	1.17	1.04
3:U:87:LEU:H	3:U:87:LEU:HD22	1.13	1.04
1:V:23:GLN:HE21	1:V:23:GLN:N	1.56	1.04
2:W:159:SER:HA	2:W:213:GLN:HG3	1.34	1.04
3:X:137:PHE:HB3	3:X:435:GLN:CG	1.87	1.04
2:1:316:THR:HG22	2:1:317:PRO:HD2	1.10	1.04
3:2:379:VAL:HA	3:2:382:ILE:HG13	1.37	1.04
4:3:75:ASP:HB3	4:3:110:TYR:CE1	1.92	1.04
4:3:183:TRP:HB3	4:3:216:ARG:CD	1.87	1.04
3:A:235:LEU:HA	1:B:306:HIS:CD2	1.92	1.04
3:D:131:ILE:HG13	3:D:133:THR:H	1.17	1.04
3:I:104:HIS:O	3:I:105:MET:SD	2.16	1.04
3:I:137:PHE:HB3	3:I:435:GLN:CB	1.87	1.04
4:J:67:ASN:N	4:J:67:ASN:HD22	1.53	1.04
3:K:79:ARG:CD	3:K:107:LYS:HD2	1.88	1.04
1:L:37:LEU:HB3	1:L:179:ALA:HB3	1.36	1.04
2:M:13:ILE:HD13	2:M:82:LEU:HD11	1.40	1.04
2:M:307:GLY:HA2	2:M:310:LEU:HD23	1.38	1.04
4:O:183:TRP:HB3	4:O:216:ARG:CD	1.87	1.04
3:P:38:ILE:HD11	3:P:55:ARG:CG	1.87	1.04
3:P:304:SER:HB2	3:P:397:GLU:HG2	1.40	1.04
3:S:216:VAL:O	3:S:220:ILE:HG13	1.57	1.04
3:U:20:ARG:HH11	3:U:20:ARG:HG2	0.88	1.04
3:U:277:TYR:HA	3:U:280:PHE:CZ	1.92	1.04
3:X:137:PHE:HB3	3:X:435:GLN:CB	1.88	1.04
4:Y:183:TRP:HB3	4:Y:216:ARG:CD	1.87	1.04
1:0:37:LEU:HB3	1:0:179:ALA:HB3	1.37	1.03
2:1:162:LEU:HD11	2:1:217:PHE:HE1	1.01	1.03
2:1:271:LEU:HD11	2:1:303:VAL:CG2	1.87	1.03
3:A:304:SER:HB2	3:A:397:GLU:HG2	1.40	1.03
3:D:38:ILE:HA	3:D:169:THR:HG21	1.37	1.03
3:F:235:LEU:HA	1:G:306:HIS:CD2	1.91	1.03
1:G:56:LEU:CD2	1:G:103:THR:HG23	1.89	1.03
2:H:271:LEU:HD11	2:H:303:VAL:CG2	1.87	1.03
2:M:12:LEU:HD12	2:M:16:LYS:HG2	1.39	1.03
3:N:216:VAL:O	3:N:220:ILE:HG13	1.57	1.03
4:O:189:PRO:HD2	4:O:211:PHE:HB2	1.08	1.03
1:Q:37:LEU:HB3	1:Q:179:ALA:HB3	1.36	1.03

Continued on next page...

Continued from previous page...

Atom-1	Atom-2	Interatomic distance (Å)	Clash overlap (Å)
3:S:137:PHE:HB3	3:S:435:GLN:CB	1.87	1.03
4:T:246:ALA:HB1	4:T:250:LYS:HG3	1.39	1.03
1:V:37:LEU:HD23	1:V:179:ALA:CB	1.89	1.03
2:W:227:PHE:O	2:W:230:ILE:HG12	1.54	1.03
1:O:56:LEU:CD2	1:O:103:THR:HG23	1.89	1.03
3:A:79:ARG:CD	3:A:107:LYS:HD2	1.88	1.03
3:A:89:ASP:OD2	3:A:150:THR:HG22	1.58	1.03
2:C:87:ILE:HD12	2:C:110:VAL:HB	1.07	1.03
2:C:307:GLY:HA2	2:C:310:LEU:HD23	1.38	1.03
4:E:470:HIS:NE2	4:E:474:VAL:HG23	1.74	1.03
3:F:304:SER:HB2	3:F:397:GLU:HG2	1.40	1.03
1:G:269:LYS:HE3	1:G:270:VAL:CG2	1.86	1.03
2:H:246:ALA:O	2:H:250:PRO:HD3	1.55	1.03
3:K:121:PRO:HB2	1:L:149:TYR:CZ	1.93	1.03
3:K:277:TYR:HA	3:K:280:PHE:CZ	1.92	1.03
1:L:37:LEU:HA	1:L:54:VAL:HG12	1.06	1.03
3:N:261:VAL:HA	3:N:264:ILE:HD12	1.08	1.03
4:O:27:VAL:HG12	4:O:153:HIS:C	1.78	1.03
3:P:121:PRO:HB2	1:Q:149:TYR:CZ	1.93	1.03
1:Q:37:LEU:HD23	1:Q:179:ALA:CB	1.89	1.03
2:R:271:LEU:HD11	2:R:303:VAL:HG22	1.04	1.03
3:S:43:VAL:HG22	3:S:50:VAL:HA	1.37	1.03
3:S:137:PHE:HB3	3:S:435:GLN:CG	1.87	1.03
4:T:183:TRP:HB3	4:T:216:ARG:HG2	1.05	1.03
3:U:121:PRO:HB2	1:V:149:TYR:CZ	1.93	1.03
3:U:235:LEU:HA	1:V:306:HIS:CD2	1.92	1.03
4:Y:27:VAL:HG12	4:Y:153:HIS:C	1.78	1.03
1:O:443:PHE:O	1:O:447:CYS:SG	2.17	1.03
4:3:470:HIS:NE2	4:3:474:VAL:HG23	1.74	1.03
1:B:272:GLU:HA	1:B:275:LEU:HG	1.34	1.03
3:F:79:ARG:CD	3:F:107:LYS:HD2	1.88	1.03
2:H:159:SER:HA	2:H:213:GLN:CG	1.89	1.03
4:J:56:GLU:HA	4:J:118:LEU:HG	1.41	1.03
4:J:242:LEU:HD11	4:J:253:LEU:HD21	1.35	1.03
1:L:23:GLN:N	1:L:23:GLN:HE21	1.56	1.03
2:M:316:THR:CG2	2:M:317:PRO:CD	2.37	1.03
4:O:56:GLU:HA	4:O:118:LEU:HG	1.41	1.03
4:O:470:HIS:NE2	4:O:474:VAL:HG23	1.74	1.03
3:P:20:ARG:HH11	3:P:20:ARG:HG2	0.88	1.03
3:P:63:VAL:O	3:P:66:ARG:HD2	1.56	1.03
3:P:89:ASP:OD2	3:P:150:THR:HG22	1.58	1.03

Continued on next page...

Continued from previous page...

Atom-1	Atom-2	Interatomic distance (Å)	Clash overlap (Å)
2:R:87:ILE:HD12	2:R:110:VAL:HB	1.07	1.03
2:R:271:LEU:HD11	2:R:303:VAL:CG2	1.87	1.03
3:S:7:LEU:HD13	3:S:70:ALA:HB1	1.41	1.03
3:S:104:HIS:O	3:S:105:MET:SD	2.16	1.03
4:Y:75:ASP:HB3	4:Y:110:TYR:CE1	1.91	1.03
3:Z:20:ARG:HH11	3:Z:20:ARG:HG2	0.88	1.03
3:Z:79:ARG:CD	3:Z:107:LYS:HD2	1.88	1.03
1:0:92:LEU:H	1:0:96:ASN:HB2	1.19	1.03
2:1:18:ASN:CB	2:1:21:VAL:HB	1.89	1.03
3:F:121:PRO:HB2	1:G:149:TYR:CZ	1.93	1.03
1:L:56:LEU:CD2	1:L:103:THR:HG23	1.89	1.03
1:L:134:TYR:HE1	1:L:213:ILE:CG1	1.68	1.03
3:N:43:VAL:HG22	3:N:50:VAL:HA	1.37	1.03
3:N:187:TRP:CZ2	3:N:189:TYR:HB3	1.94	1.03
3:P:79:ARG:CD	3:P:107:LYS:HD2	1.88	1.03
3:S:187:TRP:CZ2	3:S:189:TYR:HB3	1.94	1.03
1:V:20:ARG:HD3	1:V:20:ARG:H	1.20	1.03
3:X:131:ILE:HG13	3:X:133:THR:H	1.17	1.03
3:X:235:LEU:HD13	3:X:242:LYS:HE3	1.37	1.03
3:X:292:THR:HA	3:X:295:VAL:HG22	1.40	1.03
3:Z:252:SER:O	3:Z:256:PHE:CD1	2.12	1.03
1:0:37:LEU:HA	1:0:54:VAL:HG12	1.06	1.03
3:2:216:VAL:O	3:2:220:ILE:HG13	1.57	1.03
1:B:20:ARG:HD3	1:B:20:ARG:H	1.21	1.03
2:C:318:SER:HB2	2:C:447:ASN:HD22	1.18	1.03
3:D:104:HIS:O	3:D:105:MET:SD	2.16	1.03
4:E:183:TRP:HB3	4:E:216:ARG:CD	1.87	1.03
1:G:23:GLN:N	1:G:23:GLN:HE21	1.56	1.03
2:H:37:LEU:HB2	2:H:217:PHE:CE2	1.94	1.03
2:H:69:TRP:HB3	2:H:73:GLU:HB2	1.38	1.03
2:H:316:THR:CG2	2:H:317:PRO:CD	2.37	1.03
3:K:89:ASP:OD2	3:K:150:THR:HG22	1.58	1.03
1:L:37:LEU:HD23	1:L:179:ALA:CB	1.89	1.03
1:Q:92:LEU:H	1:Q:96:ASN:CB	1.72	1.03
3:S:35:LEU:HG	3:S:54:VAL:HG11	1.41	1.03
1:V:269:LYS:HE3	1:V:270:VAL:CG2	1.86	1.03
2:W:271:LEU:HD11	2:W:303:VAL:HG22	1.04	1.03
3:X:7:LEU:HD13	3:X:70:ALA:HB1	1.41	1.03
2:1:316:THR:HG23	2:1:317:PRO:HD2	1.40	1.02
3:2:20:ARG:HH11	3:2:20:ARG:HG2	0.87	1.02
3:2:187:TRP:CZ2	3:2:189:TYR:HB3	1.94	1.02

Continued on next page...

Continued from previous page...

Atom-1	Atom-2	Interatomic distance (Å)	Clash overlap (Å)
4:3:67:ASN:N	4:3:67:ASN:HD22	1.53	1.02
4:3:183:TRP:HB3	4:3:216:ARG:HG2	1.05	1.02
4:3:271:LYS:HZ3	4:3:271:LYS:HB2	1.18	1.02
1:B:92:LEU:H	1:B:96:ASN:HB2	1.19	1.02
2:C:18:ASN:CB	2:C:21:VAL:HB	1.89	1.02
3:F:63:VAL:O	3:F:66:ARG:HD2	1.56	1.02
1:G:37:LEU:HB3	1:G:179:ALA:HB3	1.37	1.02
3:I:104:HIS:C	3:I:105:MET:SD	2.38	1.02
1:L:438:LEU:HA	1:L:441:TYR:HB3	1.41	1.02
2:M:87:ILE:HD12	2:M:110:VAL:HB	1.07	1.02
2:M:241:PHE:O	2:M:245:LEU:HG	1.59	1.02
3:N:38:ILE:HA	3:N:169:THR:HG21	1.37	1.02
3:N:95:ASN:HD21	3:N:128:CYS:HB3	1.23	1.02
3:P:64:ARG:HA	3:P:66:ARG:HH11	1.22	1.02
1:Q:37:LEU:HA	1:Q:54:VAL:HG12	1.06	1.02
1:Q:443:PHE:O	1:Q:447:CYS:SG	2.17	1.02
3:S:263:LEU:O	3:S:267:THR:HG22	1.59	1.02
1:V:279:ILE:HG22	1:V:280:ILE:HD13	1.41	1.02
2:W:316:THR:CG2	2:W:317:PRO:CD	2.37	1.02
3:X:104:HIS:O	3:X:105:MET:SD	2.16	1.02
3:X:216:VAL:O	3:X:220:ILE:HG13	1.57	1.02
2:1:307:GLY:HA2	2:1:310:LEU:HD23	1.38	1.02
3:2:35:LEU:HG	3:2:54:VAL:HG11	1.41	1.02
3:A:252:SER:O	3:A:256:PHE:CD1	2.12	1.02
2:C:241:PHE:O	2:C:245:LEU:HG	1.59	1.02
2:C:271:LEU:HD11	2:C:303:VAL:HG22	1.04	1.02
2:C:316:THR:CG2	2:C:317:PRO:CD	2.37	1.02
2:H:241:PHE:O	2:H:245:LEU:HG	1.59	1.02
3:K:252:SER:O	3:K:256:PHE:CD1	2.12	1.02
1:L:68:ASP:HB3	1:L:69:PRO:CD	1.90	1.02
1:L:443:PHE:O	1:L:447:CYS:SG	2.17	1.02
2:M:159:SER:HA	2:M:213:GLN:CG	1.89	1.02
2:M:162:LEU:HD11	2:M:217:PHE:HE1	1.02	1.02
3:P:20:ARG:HG2	3:P:20:ARG:NH1	1.67	1.02
1:Q:56:LEU:CD2	1:Q:103:THR:HG23	1.89	1.02
2:R:18:ASN:CB	2:R:21:VAL:HB	1.89	1.02
3:S:104:HIS:C	3:S:105:MET:SD	2.38	1.02
3:S:235:LEU:HD13	3:S:242:LYS:HE3	1.37	1.02
3:S:432:GLU:HG2	3:S:435:GLN:NE2	1.74	1.02
4:T:27:VAL:HG12	4:T:153:HIS:C	1.78	1.02
3:U:244:THR:O	3:U:247:ILE:HG22	1.59	1.02

Continued on next page...

Continued from previous page...

Atom-1	Atom-2	Interatomic distance (Å)	Clash overlap (Å)
1:V:92:LEU:H	1:V:96:ASN:CB	1.72	1.02
2:W:87:ILE:HD12	2:W:110:VAL:HB	1.07	1.02
3:X:43:VAL:HG22	3:X:50:VAL:HA	1.37	1.02
3:X:432:GLU:HG2	3:X:435:GLN:NE2	1.74	1.02
2:1:102:TYR:HD1	2:1:102:TYR:O	1.42	1.02
4:3:44:GLU:HA	4:3:129:ILE:HD12	1.41	1.02
3:A:121:PRO:HB2	1:B:149:TYR:CZ	1.93	1.02
1:B:56:LEU:CD2	1:B:103:THR:HG23	1.89	1.02
2:C:102:TYR:HD1	2:C:102:TYR:O	1.43	1.02
3:D:43:VAL:HG22	3:D:50:VAL:HA	1.37	1.02
3:D:104:HIS:C	3:D:105:MET:SD	2.38	1.02
3:F:89:ASP:OD2	3:F:150:THR:HG22	1.58	1.02
1:G:37:LEU:HD23	1:G:179:ALA:CB	1.89	1.02
1:G:92:LEU:H	1:G:96:ASN:CB	1.72	1.02
1:G:443:PHE:O	1:G:447:CYS:SG	2.17	1.02
3:I:35:LEU:HG	3:I:54:VAL:HG11	1.41	1.02
3:I:160:PRO:HD3	3:I:185:LYS:HB3	1.42	1.02
3:I:412:CYS:O	3:I:416:LEU:HD23	1.60	1.02
4:J:94:ASN:HD22	4:J:125:SER:HB2	1.17	1.02
4:J:183:TRP:HB3	4:J:216:ARG:HG2	1.05	1.02
3:K:20:ARG:HG2	3:K:20:ARG:NH1	1.67	1.02
2:M:318:SER:HB2	2:M:447:ASN:HD22	1.18	1.02
3:N:292:THR:HA	3:N:295:VAL:HG22	1.40	1.02
4:O:44:GLU:HA	4:O:129:ILE:HD12	1.41	1.02
1:Q:238:VAL:HG13	1:Q:248:LYS:NZ	1.75	1.02
1:Q:279:ILE:HG22	1:Q:280:ILE:HD13	1.41	1.02
3:S:379:VAL:HA	3:S:382:ILE:HG13	1.37	1.02
3:U:64:ARG:HA	3:U:66:ARG:HH11	1.22	1.02
3:U:89:ASP:OD2	3:U:150:THR:HG22	1.58	1.02
1:V:56:LEU:CD2	1:V:103:THR:HG23	1.88	1.02
2:W:12:LEU:HD12	2:W:16:LYS:HG2	1.38	1.02
2:W:18:ASN:CB	2:W:21:VAL:HB	1.89	1.02
1:0:23:GLN:HE21	1:0:23:GLN:N	1.56	1.02
1:0:279:ILE:HG22	1:0:280:ILE:HD13	1.41	1.02
3:2:263:LEU:O	3:2:267:THR:HG22	1.59	1.02
3:A:244:THR:O	3:A:247:ILE:HG22	1.59	1.02
1:B:23:GLN:HE21	1:B:23:GLN:N	1.56	1.02
1:B:37:LEU:HB3	1:B:179:ALA:HB3	1.37	1.02
1:B:443:PHE:O	1:B:447:CYS:SG	2.17	1.02
3:D:216:VAL:O	3:D:220:ILE:HG13	1.58	1.02
1:G:134:TYR:H	1:G:279:ILE:HG12	1.17	1.02

Continued on next page...

Continued from previous page...

Atom-1	Atom-2	Interatomic distance (Å)	Clash overlap (Å)
1:G:238:VAL:HG13	1:G:248:LYS:NZ	1.75	1.02
1:G:248:LYS:CD	1:G:252:SER:HB3	1.90	1.02
2:H:115:ASN:H	2:H:115:ASN:HD22	1.04	1.02
1:L:238:VAL:HG13	1:L:248:LYS:NZ	1.74	1.02
2:M:18:ASN:CB	2:M:21:VAL:HB	1.89	1.02
2:M:97:ASN:HB3	2:M:128:SER:HB3	1.42	1.02
1:Q:409:LYS:HB3	2:R:426:THR:HG21	1.35	1.02
2:R:12:LEU:HD12	2:R:16:LYS:HG2	1.38	1.02
3:U:79:ARG:CD	3:U:107:LYS:HD2	1.88	1.02
3:U:252:SER:O	3:U:256:PHE:CD1	2.12	1.02
3:X:104:HIS:C	3:X:105:MET:SD	2.38	1.02
4:Y:182:GLU:CB	4:Y:216:ARG:HH21	1.73	1.02
4:Y:246:ALA:HB1	4:Y:250:LYS:HG3	1.39	1.02
1:O:149:TYR:CZ	3:Z:121:PRO:HB2	1.93	1.02
1:B:405:VAL:O	1:B:408:ILE:HG22	1.60	1.02
4:E:56:GLU:HA	4:E:118:LEU:HG	1.41	1.02
1:G:279:ILE:HG22	1:G:280:ILE:N	1.74	1.02
2:H:316:THR:HG23	2:H:317:PRO:HD2	1.40	1.02
3:I:432:GLU:HG2	3:I:435:GLN:NE2	1.74	1.02
3:K:304:SER:HB2	3:K:397:GLU:HG2	1.40	1.02
3:N:35:LEU:HG	3:N:54:VAL:HG11	1.41	1.02
3:P:251:LEU:HD22	4:T:260:ALA:HB1	1.42	1.02
3:U:251:LEU:HD22	4:Y:260:ALA:HB1	1.42	1.02
2:1:271:LEU:HD11	2:1:303:VAL:HG22	1.04	1.01
3:2:104:HIS:C	3:2:105:MET:SD	2.38	1.01
1:B:37:LEU:HD23	1:B:179:ALA:CB	1.89	1.01
2:C:13:ILE:HD13	2:C:82:LEU:HD11	1.40	1.01
2:C:159:SER:HA	2:C:213:GLN:CG	1.89	1.01
3:D:263:LEU:O	3:D:267:THR:HG22	1.59	1.01
3:D:432:GLU:HG2	3:D:435:GLN:NE2	1.74	1.01
3:F:244:THR:O	3:F:247:ILE:HG22	1.59	1.01
3:F:252:SER:O	3:F:256:PHE:CD1	2.12	1.01
2:H:12:LEU:HD12	2:H:16:LYS:HG2	1.38	1.01
2:H:18:ASN:CB	2:H:21:VAL:HB	1.89	1.01
3:I:187:TRP:CZ2	3:I:189:TYR:HB3	1.94	1.01
4:J:59:TRP:HH2	4:J:107:VAL:HG11	1.25	1.01
3:N:104:HIS:C	3:N:105:MET:SD	2.38	1.01
4:O:149:THR:HG23	4:O:150:TYR:H	1.25	1.01
4:O:183:TRP:HB3	4:O:216:ARG:HG2	1.05	1.01
1:Q:405:VAL:O	1:Q:408:ILE:HG22	1.60	1.01
2:R:30:VAL:HG22	2:R:158:ILE:N	1.76	1.01

Continued on next page...

Continued from previous page...

Atom-1	Atom-2	Interatomic distance (Å)	Clash overlap (Å)
4:T:182:GLU:CB	4:T:216:ARG:HH21	1.73	1.01
2:W:30:VAL:HG22	2:W:158:ILE:N	1.75	1.01
2:W:97:ASN:HB3	2:W:128:SER:HB3	1.42	1.01
2:W:159:SER:HA	2:W:213:GLN:CG	1.89	1.01
2:W:241:PHE:O	2:W:245:LEU:HG	1.59	1.01
3:X:160:PRO:HD3	3:X:185:LYS:HB3	1.42	1.01
3:X:412:CYS:O	3:X:416:LEU:HD23	1.60	1.01
4:Y:44:GLU:HG3	4:Y:129:ILE:HB	1.38	1.01
4:Y:470:HIS:NE2	4:Y:474:VAL:HG23	1.74	1.01
1:0:37:LEU:HD23	1:0:179:ALA:CB	1.89	1.01
2:1:13:ILE:HD13	2:1:82:LEU:HD11	1.40	1.01
2:1:316:THR:CG2	2:1:317:PRO:CD	2.37	1.01
4:3:56:GLU:HA	4:3:118:LEU:HG	1.41	1.01
2:C:97:ASN:HB3	2:C:128:SER:HB3	1.42	1.01
4:E:149:THR:HG23	4:E:150:TYR:H	1.25	1.01
3:I:7:LEU:HD13	3:I:70:ALA:HB1	1.41	1.01
4:J:27:VAL:HG12	4:J:153:HIS:C	1.77	1.01
3:N:432:GLU:HG2	3:N:435:GLN:NE2	1.75	1.01
4:O:224:ASN:O	4:O:228:PRO:HG3	1.60	1.01
2:R:37:LEU:HB2	2:R:217:PHE:CE2	1.94	1.01
2:R:316:THR:CG2	2:R:317:PRO:CD	2.37	1.01
1:V:92:LEU:H	1:V:96:ASN:HB2	1.19	1.01
4:Y:183:TRP:HB3	4:Y:216:ARG:HG2	1.05	1.01
1:0:92:LEU:H	1:0:96:ASN:CB	1.72	1.01
3:2:292:THR:HA	3:2:295:VAL:HG22	1.40	1.01
4:3:149:THR:HG23	4:3:150:TYR:H	1.25	1.01
1:B:224:THR:C	1:B:227:PRO:HD2	1.81	1.01
1:B:238:VAL:HG13	1:B:248:LYS:NZ	1.75	1.01
1:B:279:ILE:HG22	1:B:280:ILE:HD13	1.41	1.01
2:C:37:LEU:HB2	2:C:217:PHE:CE2	1.94	1.01
3:D:7:LEU:HD13	3:D:70:ALA:HB1	1.41	1.01
4:E:44:GLU:HG3	4:E:129:ILE:HB	1.38	1.01
3:F:251:LEU:HD22	4:J:260:ALA:HB1	1.42	1.01
4:J:271:LYS:HZ3	4:J:271:LYS:HB2	1.24	1.01
2:M:37:LEU:HB2	2:M:217:PHE:CE2	1.94	1.01
2:M:266:ALA:O	2:M:270:PHE:CD1	2.14	1.01
3:N:7:LEU:HD13	3:N:70:ALA:HB1	1.41	1.01
3:P:252:SER:O	3:P:256:PHE:CD1	2.12	1.01
1:Q:68:ASP:HB3	1:Q:69:PRO:CD	1.90	1.01
1:Q:248:LYS:CD	1:Q:252:SER:HB3	1.90	1.01
2:R:159:SER:HA	2:R:213:GLN:CG	1.89	1.01

Continued on next page...

Continued from previous page...

Atom-1	Atom-2	Interatomic distance (Å)	Clash overlap (Å)
4:T:27:VAL:HG12	4:T:154:GLU:CA	1.91	1.01
4:T:224:ASN:O	4:T:228:PRO:HG3	1.60	1.01
1:V:238:VAL:HG13	1:V:248:LYS:NZ	1.75	1.01
1:V:443:PHE:O	1:V:447:CYS:SG	2.17	1.01
2:W:37:LEU:HB2	2:W:217:PHE:CE2	1.94	1.01
3:X:187:TRP:CZ2	3:X:189:TYR:HB3	1.94	1.01
4:Y:110:TYR:HD1	4:Y:111:ASN:H	1.09	1.01
2:1:12:LEU:HD12	2:1:16:LYS:HG2	1.38	1.01
2:1:37:LEU:HB2	2:1:217:PHE:CE2	1.94	1.01
3:2:412:CYS:O	3:2:416:LEU:HD23	1.60	1.01
1:B:92:LEU:H	1:B:96:ASN:CB	1.72	1.01
4:J:224:ASN:O	4:J:228:PRO:HG3	1.60	1.01
4:J:470:HIS:NE2	4:J:474:VAL:HG23	1.74	1.01
2:M:30:VAL:HG22	2:M:158:ILE:N	1.76	1.01
2:M:316:THR:HG23	2:M:317:PRO:HD2	1.40	1.01
3:S:160:PRO:HD3	3:S:185:LYS:HB3	1.42	1.01
4:T:56:GLU:HA	4:T:118:LEU:HG	1.41	1.01
4:T:470:HIS:NE2	4:T:474:VAL:HG23	1.74	1.01
3:U:304:SER:HB2	3:U:397:GLU:HG2	1.40	1.01
1:V:224:THR:C	1:V:227:PRO:HD2	1.81	1.01
1:V:248:LYS:CD	1:V:252:SER:HB3	1.90	1.01
1:0:134:TYR:HE1	1:0:213:ILE:CG1	1.67	1.01
1:0:238:VAL:HG13	1:0:248:LYS:NZ	1.75	1.01
1:0:438:LEU:HA	1:0:441:TYR:HB3	1.41	1.01
2:1:159:SER:HA	2:1:213:GLN:CG	1.89	1.01
2:1:241:PHE:O	2:1:245:LEU:HG	1.59	1.01
4:3:27:VAL:HG12	4:3:154:GLU:CA	1.91	1.01
2:C:266:ALA:O	2:C:270:PHE:CD1	2.14	1.01
2:C:312:PHE:CE1	2:C:456:LEU:HD13	1.96	1.01
3:D:379:VAL:HA	3:D:382:ILE:HG13	1.37	1.01
4:E:44:GLU:HA	4:E:129:ILE:HD12	1.41	1.01
3:F:20:ARG:HH11	3:F:20:ARG:HG2	0.88	1.01
1:G:405:VAL:O	1:G:408:ILE:HG22	1.60	1.01
2:H:271:LEU:HD11	2:H:303:VAL:HG22	1.04	1.01
3:I:20:ARG:HH11	3:I:20:ARG:HG2	0.87	1.01
3:I:292:THR:HA	3:I:295:VAL:HG22	1.40	1.01
2:M:102:TYR:HD1	2:M:102:TYR:O	1.43	1.01
4:O:27:VAL:HG12	4:O:154:GLU:CA	1.91	1.01
4:O:470:HIS:NE2	4:O:474:VAL:CG2	2.24	1.01
1:Q:37:LEU:CD2	1:Q:179:ALA:HB3	1.91	1.01
2:R:102:TYR:O	2:R:102:TYR:HD1	1.42	1.01

Continued on next page...

Continued from previous page...

Atom-1	Atom-2	Interatomic distance (Å)	Clash overlap (Å)
2:R:241:PHE:O	2:R:245:LEU:HG	1.59	1.01
3:S:20:ARG:HH11	3:S:20:ARG:HG2	0.87	1.01
3:S:292:THR:HA	3:S:295:VAL:HG22	1.40	1.01
4:T:129:ILE:HG22	4:T:133:TYR:CD2	1.96	1.01
2:W:13:ILE:HD13	2:W:82:LEU:HD11	1.40	1.01
2:W:266:ALA:O	2:W:270:PHE:CD1	2.14	1.01
4:Y:28:ILE:HD11	4:Y:60:ASN:O	1.61	1.01
4:Y:149:THR:HG23	4:Y:150:TYR:H	1.25	1.01
3:Z:244:THR:O	3:Z:247:ILE:HG22	1.59	1.01
4:3:129:ILE:HG22	4:3:133:TYR:CD2	1.96	1.00
3:D:187:TRP:CZ2	3:D:189:TYR:HB3	1.94	1.00
3:D:412:CYS:O	3:D:416:LEU:HD23	1.60	1.00
3:F:274:ILE:HG12	3:F:277:TYR:CE1	1.96	1.00
1:G:216:LYS:HD2	1:G:216:LYS:O	1.61	1.00
1:G:224:THR:C	1:G:227:PRO:HD2	1.81	1.00
4:J:27:VAL:HG12	4:J:154:GLU:CA	1.91	1.00
4:J:182:GLU:CB	4:J:216:ARG:HH21	1.73	1.00
3:K:244:THR:O	3:K:247:ILE:HG22	1.59	1.00
1:L:37:LEU:CD2	1:L:179:ALA:HB3	1.91	1.00
3:N:20:ARG:HH11	3:N:20:ARG:HG2	0.87	1.00
3:N:64:ARG:HA	3:N:66:ARG:HH11	1.16	1.00
3:N:263:LEU:O	3:N:267:THR:HG22	1.59	1.00
4:O:28:ILE:HD11	4:O:60:ASN:O	1.61	1.00
1:Q:224:THR:C	1:Q:227:PRO:HD2	1.81	1.00
2:R:266:ALA:O	2:R:270:PHE:CD1	2.14	1.00
4:T:28:ILE:HD11	4:T:60:ASN:O	1.61	1.00
2:W:316:THR:HG23	2:W:317:PRO:HD2	1.40	1.00
3:X:35:LEU:HG	3:X:54:VAL:HG11	1.41	1.00
3:X:263:LEU:O	3:X:267:THR:HG22	1.59	1.00
4:Y:56:GLU:HA	4:Y:118:LEU:HG	1.41	1.00
1:0:68:ASP:HB3	1:0:69:PRO:CD	1.90	1.00
2:1:30:VAL:HG22	2:1:158:ILE:N	1.76	1.00
3:A:41:ILE:HD11	3:A:51:GLU:CD	1.81	1.00
1:B:68:ASP:HB3	1:B:69:PRO:CD	1.90	1.00
1:B:216:LYS:HD2	1:B:216:LYS:O	1.61	1.00
2:C:12:LEU:HD12	2:C:16:LYS:HG2	1.38	1.00
3:D:20:ARG:HH11	3:D:20:ARG:HG2	0.87	1.00
3:D:292:THR:HA	3:D:295:VAL:HG22	1.40	1.00
4:E:152:ALA:HB3	4:E:204:ASP:O	1.61	1.00
4:E:470:HIS:NE2	4:E:474:VAL:CG2	2.24	1.00
3:F:41:ILE:HD11	3:F:51:GLU:CD	1.81	1.00

Continued on next page...

Continued from previous page...

Atom-1	Atom-2	Interatomic distance (Å)	Clash overlap (Å)
1:G:254:SER:O	2:H:265:LEU:HD11	1.62	1.00
2:H:30:VAL:HG22	2:H:158:ILE:N	1.76	1.00
3:I:170:PHE:HE2	3:I:176:TRP:NE1	1.59	1.00
4:J:44:GLU:HA	4:J:129:ILE:HD12	1.41	1.00
4:J:129:ILE:HG22	4:J:133:TYR:CD2	1.96	1.00
1:L:279:ILE:HG22	1:L:280:ILE:N	1.74	1.00
1:L:405:VAL:O	1:L:408:ILE:HG22	1.60	1.00
3:N:412:CYS:O	3:N:416:LEU:HD23	1.60	1.00
4:O:129:ILE:HG22	4:O:133:TYR:CD2	1.96	1.00
1:Q:130:ILE:HB	1:Q:134:TYR:CD2	1.97	1.00
2:R:273:LEU:HA	2:R:276:GLN:CG	1.91	1.00
3:X:35:LEU:HD23	3:X:164:ARG:NH1	1.76	1.00
3:Z:274:ILE:HG12	3:Z:277:TYR:CE1	1.96	1.00
1:O:224:THR:C	1:O:227:PRO:HD2	1.81	1.00
2:1:65:HIS:H	2:1:65:HIS:CD2	1.72	1.00
2:1:266:ALA:O	2:1:270:PHE:CD1	2.14	1.00
2:1:472:ILE:HA	2:1:475:MET:HB3	1.44	1.00
4:3:182:GLU:CB	4:3:216:ARG:HH21	1.73	1.00
4:3:470:HIS:NE2	4:3:474:VAL:CG2	2.24	1.00
2:C:65:HIS:H	2:C:65:HIS:CD2	1.72	1.00
4:E:129:ILE:HG22	4:E:133:TYR:CD2	1.96	1.00
4:E:182:GLU:CB	4:E:216:ARG:HH21	1.73	1.00
1:G:279:ILE:HG22	1:G:280:ILE:HD13	1.41	1.00
3:I:62:ASP:HB3	3:I:65:LEU:HD13	1.44	1.00
4:J:28:ILE:HD11	4:J:60:ASN:O	1.61	1.00
3:K:303:PRO:HB2	3:K:400:LYS:HD3	1.44	1.00
1:L:92:LEU:H	1:L:96:ASN:CB	1.72	1.00
1:L:224:THR:C	1:L:227:PRO:HD2	1.81	1.00
1:L:279:ILE:HG22	1:L:280:ILE:HD13	1.41	1.00
2:M:312:PHE:CE1	2:M:456:LEU:HD13	1.96	1.00
4:O:182:GLU:CB	4:O:216:ARG:HH21	1.73	1.00
3:P:244:THR:O	3:P:247:ILE:HG22	1.59	1.00
3:P:274:ILE:HG12	3:P:277:TYR:CE1	1.96	1.00
2:R:316:THR:HG23	2:R:317:PRO:HD2	1.40	1.00
3:S:412:CYS:O	3:S:416:LEU:HD23	1.59	1.00
3:U:274:ILE:HG12	3:U:277:TYR:CE1	1.96	1.00
1:V:37:LEU:CD2	1:V:179:ALA:HB3	1.91	1.00
1:V:68:ASP:HB3	1:V:69:PRO:CD	1.90	1.00
1:V:254:SER:O	2:W:265:LEU:HD11	1.62	1.00
1:V:405:VAL:O	1:V:408:ILE:HG22	1.60	1.00
2:W:273:LEU:HA	2:W:276:GLN:CG	1.91	1.00

Continued on next page...

Continued from previous page...

Atom-1	Atom-2	Interatomic distance (Å)	Clash overlap (Å)
3:X:20:ARG:HH11	3:X:20:ARG:HG2	0.87	1.00
4:Y:27:VAL:HG12	4:Y:154:GLU:CA	1.91	1.00
4:Y:27:VAL:HG12	4:Y:154:GLU:N	1.77	1.00
4:Y:224:ASN:O	4:Y:228:PRO:HG3	1.60	1.00
1:0:24:THR:HG22	1:0:25:VAL:H	1.27	1.00
3:2:432:GLU:HG2	3:2:435:GLN:NE2	1.75	1.00
1:B:37:LEU:CD2	1:B:179:ALA:HB3	1.91	1.00
1:B:279:ILE:HG22	1:B:280:ILE:N	1.74	1.00
3:F:107:LYS:HE2	1:G:150:THR:HG22	1.01	1.00
2:H:13:ILE:HD13	2:H:82:LEU:HD11	1.40	1.00
1:L:131:LYS:HD3	1:L:132:VAL:H	1.27	1.00
3:N:106:THR:HG22	3:N:107:LYS:H	1.27	1.00
1:Q:216:LYS:HD2	1:Q:216:LYS:O	1.61	1.00
1:Q:254:SER:O	2:R:265:LEU:HD11	1.62	1.00
2:R:271:LEU:CD1	2:R:303:VAL:HG22	1.92	1.00
2:R:434:LYS:HD3	2:R:435:GLU:CG	1.92	1.00
4:T:27:VAL:HG12	4:T:154:GLU:N	1.77	1.00
2:W:102:TYR:HD1	2:W:102:TYR:O	1.42	1.00
2:W:312:PHE:CE1	2:W:456:LEU:HD13	1.96	1.00
3:X:20:ARG:HG2	3:X:20:ARG:NH1	1.65	1.00
3:Z:64:ARG:HA	3:Z:66:ARG:HH11	1.22	1.00
2:1:312:PHE:CE1	2:1:456:LEU:HD13	1.96	1.00
3:2:32:THR:HB	3:2:59:GLN:HB3	1.43	1.00
4:3:47:GLU:HG2	4:3:129:ILE:HG12	1.43	1.00
4:E:271:LYS:HZ3	4:E:271:LYS:HB2	1.23	1.00
1:L:24:THR:HG22	1:L:25:VAL:H	1.27	1.00
1:0:248:LYS:CD	1:0:252:SER:HB3	1.90	1.00
2:1:97:ASN:HB3	2:1:128:SER:HB3	1.42	1.00
4:3:152:ALA:HB3	4:3:204:ASP:O	1.61	1.00
4:3:250:LYS:HA	4:3:253:LEU:HB3	1.44	1.00
3:A:274:ILE:HG12	3:A:277:TYR:CE1	1.96	1.00
1:B:131:LYS:HD3	1:B:132:VAL:H	1.26	1.00
3:D:35:LEU:HG	3:D:54:VAL:HG11	1.41	1.00
3:F:419:ILE:O	3:F:423:VAL:HG23	1.61	1.00
1:G:230:LEU:CA	1:G:233:ILE:HG13	1.92	1.00
2:H:266:ALA:O	2:H:270:PHE:CD1	2.14	1.00
2:H:312:PHE:CE1	2:H:456:LEU:HD13	1.96	1.00
4:J:470:HIS:NE2	4:J:474:VAL:CG2	2.24	1.00
3:K:41:ILE:HD11	3:K:51:GLU:CD	1.81	1.00
3:Z:304:SER:HB2	3:Z:397:GLU:HG2	1.40	1.00
1:0:131:LYS:HD3	1:0:132:VAL:H	1.27	1.00

Continued on next page...

Continued from previous page...

Atom-1	Atom-2	Interatomic distance (Å)	Clash overlap (Å)
4:3:28:ILE:HD11	4:3:60:ASN:O	1.61	1.00
3:A:64:ARG:HA	3:A:66:ARG:HH11	1.22	1.00
1:B:130:ILE:HB	1:B:134:TYR:CD2	1.97	1.00
1:B:248:LYS:CD	1:B:252:SER:HB3	1.90	1.00
3:D:35:LEU:HD23	3:D:164:ARG:NH1	1.76	1.00
4:E:47:GLU:HG2	4:E:129:ILE:HG12	1.43	1.00
4:E:224:ASN:O	4:E:228:PRO:HG3	1.60	1.00
3:I:263:LEU:O	3:I:267:THR:HG22	1.59	1.00
3:K:64:ARG:HA	3:K:66:ARG:HH11	1.22	1.00
1:Q:279:ILE:HG22	1:Q:280:ILE:N	1.74	1.00
2:R:115:ASN:H	2:R:115:ASN:HD22	1.04	1.00
3:U:303:PRO:HB2	3:U:400:LYS:HD3	1.44	1.00
3:2:170:PHE:HE2	3:2:176:TRP:NE1	1.59	0.99
1:B:254:SER:O	2:C:265:LEU:HD11	1.62	0.99
2:C:271:LEU:CD1	2:C:303:VAL:HG22	1.92	0.99
3:F:303:PRO:HB2	3:F:400:LYS:HD3	1.43	0.99
1:G:212:ILE:HD13	1:G:469:ALA:HA	1.44	0.99
1:G:438:LEU:HA	1:G:441:TYR:HB3	1.41	0.99
3:P:303:PRO:HB2	3:P:400:LYS:HD3	1.43	0.99
3:U:419:ILE:O	3:U:423:VAL:HG23	1.61	0.99
3:X:170:PHE:HE2	3:X:176:TRP:NE1	1.59	0.99
4:3:27:VAL:HG12	4:3:154:GLU:N	1.77	0.99
2:C:316:THR:HG23	2:C:317:PRO:HD2	1.40	0.99
1:G:37:LEU:CD2	1:G:179:ALA:HB3	1.91	0.99
4:J:47:GLU:HG2	4:J:129:ILE:HG12	1.43	0.99
4:O:152:ALA:HB3	4:O:204:ASP:O	1.61	0.99
1:Q:438:LEU:HA	1:Q:441:TYR:HB3	1.41	0.99
3:S:35:LEU:HD23	3:S:164:ARG:NH1	1.76	0.99
3:S:170:PHE:HE2	3:S:176:TRP:NE1	1.59	0.99
3:U:41:ILE:HD11	3:U:51:GLU:CD	1.81	0.99
2:W:271:LEU:CD1	2:W:303:VAL:HG22	1.92	0.99
1:O:37:LEU:CD2	1:O:179:ALA:HB3	1.91	0.99
2:1:434:LYS:HD3	2:1:435:GLU:CG	1.92	0.99
1:B:134:TYR:HE1	1:B:213:ILE:CG1	1.68	0.99
2:C:30:VAL:HG22	2:C:158:ILE:N	1.76	0.99
4:E:27:VAL:HG12	4:E:154:GLU:CA	1.91	0.99
1:G:130:ILE:HB	1:G:134:TYR:CD2	1.97	0.99
2:H:102:TYR:HD1	2:H:102:TYR:O	1.42	0.99
4:J:27:VAL:HG12	4:J:154:GLU:N	1.77	0.99
4:O:211:PHE:C	4:O:212:LEU:HD12	1.83	0.99
3:S:20:ARG:HG2	3:S:20:ARG:NH1	1.65	0.99

Continued on next page...

Continued from previous page...

Atom-1	Atom-2	Interatomic distance (Å)	Clash overlap (Å)
2:W:52:LEU:HD21	2:W:130:CYS:HB2	1.45	0.99
1:O:230:LEU:CA	1:O:233:ILE:HG13	1.92	0.99
2:1:273:LEU:HA	2:1:276:GLN:CG	1.92	0.99
4:E:27:VAL:HG12	4:E:154:GLU:N	1.77	0.99
1:G:56:LEU:HD22	1:G:103:THR:HG23	1.44	0.99
4:T:235:LEU:HA	4:T:238:LEU:HG	1.44	0.99
1:V:130:ILE:HB	1:V:134:TYR:CD2	1.97	0.99
3:X:62:ASP:HB3	3:X:65:LEU:HD13	1.44	0.99
3:X:106:THR:HG22	3:X:107:LYS:H	1.27	0.99
4:Y:470:HIS:NE2	4:Y:474:VAL:CG2	2.24	0.99
3:Z:41:ILE:HD11	3:Z:51:GLU:CD	1.81	0.99
1:O:37:LEU:CA	1:O:54:VAL:HG12	1.93	0.99
2:1:271:LEU:CD1	2:1:303:VAL:HG22	1.92	0.99
3:2:35:LEU:HD23	3:2:164:ARG:NH1	1.77	0.99
4:3:224:ASN:O	4:3:228:PRO:HG3	1.60	0.99
3:I:20:ARG:HG2	3:I:20:ARG:NH1	1.65	0.99
1:L:248:LYS:CD	1:L:252:SER:HB3	1.90	0.99
2:M:434:LYS:HD3	2:M:435:GLU:CG	1.92	0.99
2:M:472:ILE:HA	2:M:475:MET:HB3	1.44	0.99
2:R:13:ILE:HD13	2:R:82:LEU:HD11	1.40	0.99
3:S:62:ASP:HB3	3:S:65:LEU:HD13	1.44	0.99
4:T:211:PHE:C	4:T:212:LEU:HD12	1.83	0.99
4:Y:129:ILE:HG22	4:Y:133:TYR:CD2	1.96	0.99
1:O:405:VAL:O	1:O:408:ILE:HG22	1.60	0.99
3:A:303:PRO:HB2	3:A:400:LYS:HD3	1.44	0.99
3:A:419:ILE:O	3:A:423:VAL:HG23	1.61	0.99
4:E:250:LYS:HA	4:E:253:LEU:HB3	1.44	0.99
2:H:273:LEU:HA	2:H:276:GLN:CG	1.91	0.99
4:J:246:ALA:HB1	4:J:250:LYS:HG3	1.39	0.99
4:J:304:LEU:O	4:J:308:LEU:HB2	1.63	0.99
3:K:251:LEU:HD22	4:O:260:ALA:HB1	1.42	0.99
2:R:122:PRO:HB2	2:R:123:PRO:HD2	1.43	0.99
4:T:470:HIS:NE2	4:T:474:VAL:CG2	2.24	0.99
3:Z:419:ILE:O	3:Z:423:VAL:HG23	1.61	0.99
3:N:170:PHE:HE2	3:N:176:TRP:NE1	1.59	0.99
4:O:34:LEU:HD12	4:O:210:PHE:CE2	1.98	0.99
4:T:44:GLU:HA	4:T:129:ILE:HD12	1.41	0.99
2:W:74:TYR:CD1	2:W:114:PRO:HB2	1.98	0.99
2:W:115:ASN:HD22	2:W:115:ASN:H	1.04	0.99
2:W:122:PRO:HB2	2:W:123:PRO:HD2	1.43	0.99
4:Y:304:LEU:O	4:Y:308:LEU:HB2	1.63	0.99

Continued on next page...

Continued from previous page...

Atom-1	Atom-2	Interatomic distance (Å)	Clash overlap (Å)
1:0:56:LEU:HD22	1:0:103:THR:HG23	1.44	0.99
4:3:260:ALA:HB1	3:Z:251:LEU:HD22	1.42	0.99
3:A:20:ARG:HG2	3:A:20:ARG:NH1	1.67	0.99
4:E:90:VAL:HG22	4:E:95:VAL:HG11	1.44	0.99
4:E:211:PHE:C	4:E:212:LEU:HD12	1.83	0.99
1:G:131:LYS:HD3	1:G:132:VAL:H	1.27	0.99
4:J:152:ALA:HB3	4:J:204:ASP:O	1.61	0.99
3:K:107:LYS:HE2	1:L:150:THR:HG22	1.01	0.99
1:L:254:SER:O	2:M:265:LEU:HD11	1.62	0.99
3:N:35:LEU:HD23	3:N:164:ARG:NH1	1.76	0.99
4:O:470:HIS:CE1	4:O:474:VAL:HG23	1.98	0.99
3:P:41:ILE:HD11	3:P:51:GLU:CD	1.81	0.99
2:R:472:ILE:HA	2:R:475:MET:HB3	1.44	0.99
3:S:95:ASN:HD21	3:S:128:CYS:HB3	1.24	0.99
3:U:274:ILE:HG12	3:U:277:TYR:CD1	1.98	0.99
1:V:230:LEU:CA	1:V:233:ILE:HG13	1.92	0.99
1:V:267:ALA:O	1:V:271:PRO:HD3	1.63	0.99
4:Y:34:LEU:HD12	4:Y:210:PHE:CE2	1.98	0.99
4:Y:44:GLU:HA	4:Y:129:ILE:HD12	1.41	0.99
3:2:95:ASN:HD21	3:2:128:CYS:HB3	1.24	0.99
2:C:273:LEU:HA	2:C:276:GLN:CG	1.92	0.99
3:F:261:VAL:O	3:F:265:PRO:HD3	1.63	0.99
3:I:95:ASN:HD21	3:I:128:CYS:HB3	1.24	0.99
3:K:41:ILE:CD1	3:K:51:GLU:OE1	2.11	0.99
1:L:216:LYS:O	1:L:216:LYS:HD2	1.61	0.99
2:M:52:LEU:HD21	2:M:130:CYS:HB2	1.45	0.99
2:M:271:LEU:CD1	2:M:303:VAL:HG22	1.92	0.99
4:O:27:VAL:HG12	4:O:154:GLU:N	1.77	0.99
4:O:250:LYS:HA	4:O:253:LEU:HB3	1.44	0.99
2:R:312:PHE:CE1	2:R:456:LEU:HD13	1.96	0.99
3:S:187:TRP:HB2	3:S:199:LEU:HD23	1.45	0.99
1:V:409:LYS:HD3	2:W:426:THR:OG1	1.63	0.99
3:Z:41:ILE:CD1	3:Z:51:GLU:OE1	2.11	0.99
2:1:122:PRO:HB2	2:1:123:PRO:HD2	1.43	0.99
3:2:106:THR:HG22	3:2:107:LYS:H	1.27	0.99
4:3:211:PHE:C	4:3:212:LEU:HD12	1.83	0.99
1:B:267:ALA:O	1:B:271:PRO:HD3	1.63	0.99
1:B:409:LYS:HD3	2:C:426:THR:OG1	1.63	0.99
1:B:438:LEU:HA	1:B:441:TYR:HB3	1.41	0.99
1:L:409:LYS:HD3	2:M:426:THR:OG1	1.63	0.99
2:M:65:HIS:H	2:M:65:HIS:CD2	1.72	0.99

Continued on next page...

Continued from previous page...

Atom-1	Atom-2	Interatomic distance (Å)	Clash overlap (Å)
2:M:115:ASN:H	2:M:115:ASN:HD22	1.04	0.99
2:M:273:LEU:HA	2:M:276:GLN:CG	1.92	0.99
3:P:261:VAL:O	3:P:265:PRO:HD3	1.63	0.99
3:P:274:ILE:HG12	3:P:277:TYR:CD1	1.98	0.99
4:T:47:GLU:HG2	4:T:129:ILE:HG12	1.43	0.99
2:W:60:HIS:HB3	2:W:62:TRP:HZ3	1.28	0.99
2:W:434:LYS:HD3	2:W:435:GLU:CG	1.92	0.99
3:A:107:LYS:HE2	1:B:150:THR:HG22	1.01	0.98
2:H:74:TYR:CD1	2:H:114:PRO:HB2	1.98	0.98
3:I:32:THR:HB	3:I:59:GLN:HB3	1.43	0.98
3:K:274:ILE:HG12	3:K:277:TYR:CD1	1.98	0.98
3:P:41:ILE:CD1	3:P:51:GLU:OE1	2.11	0.98
3:P:419:ILE:O	3:P:423:VAL:HG23	1.61	0.98
2:R:66:ARG:HG2	2:R:66:ARG:HH11	1.28	0.98
4:T:34:LEU:HD12	4:T:210:PHE:CE2	1.98	0.98
4:T:304:LEU:O	4:T:308:LEU:HB2	1.63	0.98
4:T:470:HIS:CE1	4:T:474:VAL:HG23	1.98	0.98
1:V:131:LYS:HD3	1:V:132:VAL:H	1.26	0.98
1:V:438:LEU:HA	1:V:441:TYR:HB3	1.41	0.98
2:1:74:TYR:CD1	2:1:114:PRO:HB2	1.98	0.98
3:2:7:LEU:HD13	3:2:70:ALA:HB1	1.41	0.98
4:E:44:GLU:OE2	4:E:133:TYR:CD2	2.17	0.98
2:H:66:ARG:HG2	2:H:66:ARG:HH11	1.28	0.98
4:J:235:LEU:HA	4:J:238:LEU:HG	1.44	0.98
1:L:130:ILE:HB	1:L:134:TYR:CD2	1.97	0.98
2:W:162:LEU:HD11	2:W:217:PHE:HE1	1.01	0.98
1:0:216:LYS:HD2	1:0:216:LYS:O	1.61	0.98
3:A:274:ILE:HG12	3:A:277:TYR:CD1	1.98	0.98
1:B:56:LEU:HD22	1:B:103:THR:HG23	1.43	0.98
3:D:95:ASN:HD21	3:D:128:CYS:HB3	1.23	0.98
1:G:68:ASP:HB3	1:G:69:PRO:CD	1.90	0.98
1:L:230:LEU:CA	1:L:233:ILE:HG13	1.92	0.98
4:T:90:VAL:HG22	4:T:95:VAL:HG11	1.44	0.98
4:T:152:ALA:HB3	4:T:204:ASP:O	1.61	0.98
3:U:107:LYS:HE2	1:V:150:THR:HG22	1.01	0.98
2:W:472:ILE:HA	2:W:475:MET:HB3	1.44	0.98
3:X:95:ASN:HD21	3:X:128:CYS:HB3	1.23	0.98
4:Y:44:GLU:OE2	4:Y:133:TYR:CD2	2.16	0.98
1:0:130:ILE:HB	1:0:134:TYR:CD2	1.97	0.98
1:0:141:ASN:HD21	1:0:212:ILE:HG12	1.16	0.98
3:A:41:ILE:CD1	3:A:51:GLU:OE1	2.11	0.98

Continued on next page...

Continued from previous page...

Atom-1	Atom-2	Interatomic distance (Å)	Clash overlap (Å)
4:E:34:LEU:HD12	4:E:210:PHE:CE2	1.98	0.98
3:F:107:LYS:CE	1:G:150:THR:O	2.12	0.98
1:G:24:THR:HG22	1:G:25:VAL:H	1.27	0.98
2:H:97:ASN:OD1	2:H:128:SER:HB2	1.63	0.98
2:H:271:LEU:CD1	2:H:303:VAL:HG22	1.92	0.98
3:K:107:LYS:CE	1:L:150:THR:O	2.12	0.98
3:K:274:ILE:HG12	3:K:277:TYR:CE1	1.96	0.98
2:M:312:PHE:CZ	2:M:456:LEU:HD22	1.98	0.98
3:P:107:LYS:HE2	1:Q:150:THR:HG22	1.01	0.98
4:T:149:THR:HG23	4:T:150:TYR:H	1.25	0.98
3:U:20:ARG:HG2	3:U:20:ARG:NH1	1.67	0.98
3:U:41:ILE:CD1	3:U:51:GLU:OE1	2.11	0.98
1:V:68:ASP:HB3	1:V:69:PRO:HD3	1.44	0.98
1:V:92:LEU:N	1:V:96:ASN:HB2	1.79	0.98
2:W:65:HIS:H	2:W:65:HIS:CD2	1.72	0.98
1:O:133:MET:HA	1:O:279:ILE:HG23	1.46	0.98
1:O:150:THR:HG22	3:Z:107:LYS:HE2	1.01	0.98
2:C:52:LEU:HD21	2:C:130:CYS:HB2	1.45	0.98
2:C:312:PHE:CZ	2:C:456:LEU:HD22	1.98	0.98
2:C:434:LYS:HD3	2:C:435:GLU:CG	1.92	0.98
3:F:41:ILE:CD1	3:F:51:GLU:OE1	2.11	0.98
2:H:434:LYS:HD3	2:H:435:GLU:CG	1.92	0.98
4:J:34:LEU:HD12	4:J:210:PHE:CE2	1.98	0.98
2:R:97:ASN:OD1	2:R:128:SER:HB2	1.63	0.98
2:W:312:PHE:CZ	2:W:456:LEU:HD22	1.98	0.98
3:X:48:GLN:HB3	3:X:130:ILE:HD12	0.98	0.98
2:1:312:PHE:CZ	2:1:456:LEU:HD22	1.98	0.98
4:3:241:PHE:HA	4:3:450:CYS:HG	1.23	0.98
4:3:470:HIS:CE1	4:3:474:VAL:HG23	1.98	0.98
1:B:238:VAL:HG13	1:B:248:LYS:HZ2	1.27	0.98
2:C:74:TYR:CD1	2:C:114:PRO:HB2	1.98	0.98
1:G:267:ALA:O	1:G:271:PRO:HD3	1.63	0.98
2:H:245:LEU:O	2:H:249:LEU:HD13	1.64	0.98
3:K:64:ARG:HA	3:K:66:ARG:NH1	1.79	0.98
2:M:97:ASN:OD1	2:M:128:SER:HB2	1.63	0.98
2:M:316:THR:HG22	2:M:317:PRO:CD	1.93	0.98
3:N:229:THR:O	3:N:232:VAL:HB	1.63	0.98
1:Q:68:ASP:HB3	1:Q:69:PRO:HD3	1.44	0.98
1:Q:409:LYS:HD3	2:R:426:THR:OG1	1.63	0.98
2:W:74:TYR:HD1	2:W:114:PRO:HB2	1.29	0.98
2:W:312:PHE:HE1	2:W:456:LEU:HD13	1.28	0.98

Continued on next page...

Continued from previous page...

Atom-1	Atom-2	Interatomic distance (Å)	Clash overlap (Å)
3:X:32:THR:HB	3:X:59:GLN:HB3	1.43	0.98
1:0:92:LEU:N	1:0:96:ASN:HB2	1.79	0.98
1:0:281:ILE:HG22	1:0:285:MET:N	1.79	0.98
3:2:160:PRO:HD3	3:2:185:LYS:HB3	1.42	0.98
4:3:44:GLU:OE2	4:3:133:TYR:CD2	2.17	0.98
2:H:102:TYR:CE1	2:H:106:TYR:HB3	1.98	0.98
2:H:316:THR:HG22	2:H:317:PRO:CD	1.93	0.98
3:I:110:LEU:HD12	3:I:111:ASP:H	1.28	0.98
1:L:267:ALA:O	1:L:271:PRO:HD3	1.63	0.98
1:Q:92:LEU:N	1:Q:96:ASN:HB2	1.79	0.98
1:Q:230:LEU:CA	1:Q:233:ILE:HG13	1.92	0.98
2:R:52:LEU:HD21	2:R:130:CYS:HB2	1.45	0.98
2:R:65:HIS:H	2:R:65:HIS:CD2	1.72	0.98
4:T:59:TRP:HH2	4:T:107:VAL:HG11	1.25	0.98
2:W:102:TYR:CE1	2:W:106:TYR:HB3	1.98	0.98
3:X:187:TRP:HB2	3:X:199:LEU:HD23	1.45	0.98
4:Y:152:ALA:HB3	4:Y:204:ASP:O	1.61	0.98
4:Y:211:PHE:C	4:Y:212:LEU:HD12	1.83	0.98
2:1:312:PHE:HE1	2:1:456:LEU:HD13	1.28	0.98
4:3:59:TRP:HH2	4:3:107:VAL:HG11	1.25	0.98
1:B:281:ILE:HG22	1:B:285:MET:N	1.79	0.98
3:D:48:GLN:CB	3:D:130:ILE:HD12	1.94	0.98
3:D:170:PHE:HE2	3:D:176:TRP:NE1	1.59	0.98
3:F:274:ILE:HG12	3:F:277:TYR:CD1	1.98	0.98
4:J:44:GLU:OE2	4:J:133:TYR:CD2	2.16	0.98
4:J:149:THR:HG23	4:J:150:TYR:H	1.25	0.98
4:O:235:LEU:HA	4:O:238:LEU:HG	1.44	0.98
4:T:110:TYR:HD1	4:T:111:ASN:H	1.09	0.98
1:V:133:MET:HA	1:V:279:ILE:HG23	1.45	0.98
3:X:64:ARG:HA	3:X:66:ARG:HH11	1.16	0.98
4:Y:67:ASN:HD22	4:Y:67:ASN:H	1.01	0.98
3:Z:261:VAL:O	3:Z:265:PRO:HD3	1.63	0.98
2:H:65:HIS:CD2	2:H:65:HIS:H	1.72	0.98
3:K:419:ILE:O	3:K:423:VAL:HG23	1.61	0.98
4:O:44:GLU:OE2	4:O:133:TYR:CD2	2.17	0.98
1:Q:37:LEU:CA	1:Q:54:VAL:HG12	1.93	0.98
1:Q:133:MET:HA	1:Q:279:ILE:HG23	1.45	0.98
2:R:316:THR:HG22	2:R:317:PRO:CD	1.93	0.98
3:S:48:GLN:HB3	3:S:130:ILE:HD12	0.98	0.98
2:W:97:ASN:OD1	2:W:128:SER:HB2	1.63	0.98
4:Y:19:LYS:NZ	4:Y:154:GLU:CB	2.27	0.98

Continued on next page...

Continued from previous page...

Atom-1	Atom-2	Interatomic distance (Å)	Clash overlap (Å)
4:Y:47:GLU:HG2	4:Y:129:ILE:HG12	1.43	0.98
4:Y:235:LEU:HA	4:Y:238:LEU:HG	1.44	0.98
4:Y:470:HIS:CE1	4:Y:474:VAL:HG23	1.98	0.98
4:3:189:PRO:HD2	4:3:211:PHE:CB	1.94	0.98
1:B:37:LEU:CA	1:B:54:VAL:HG12	1.93	0.98
2:C:97:ASN:OD1	2:C:128:SER:HB2	1.63	0.98
4:E:189:PRO:HD2	4:E:211:PHE:CB	1.94	0.98
1:G:92:LEU:N	1:G:96:ASN:HB2	1.79	0.98
2:H:52:LEU:HD21	2:H:130:CYS:HB2	1.45	0.98
3:I:35:LEU:HD23	3:I:164:ARG:NH1	1.77	0.98
3:I:48:GLN:HB3	3:I:130:ILE:CD1	1.94	0.98
4:J:90:VAL:HG22	4:J:95:VAL:HG11	1.44	0.98
1:L:37:LEU:CA	1:L:54:VAL:HG12	1.93	0.98
1:L:212:ILE:HD13	1:L:469:ALA:HA	1.45	0.98
1:L:281:ILE:HG22	1:L:285:MET:N	1.79	0.98
3:N:249:VAL:HG13	4:O:259:LEU:HD21	1.46	0.98
3:P:64:ARG:HA	3:P:66:ARG:NH1	1.78	0.98
3:S:229:THR:O	3:S:232:VAL:HB	1.63	0.98
2:W:66:ARG:HG2	2:W:66:ARG:HH11	1.28	0.98
4:Y:36:LEU:CD1	4:Y:173:ASP:OD1	2.12	0.98
4:Y:255:ILE:HD11	4:Y:304:LEU:HD13	1.46	0.98
3:2:110:LEU:HD12	3:2:111:ASP:H	1.28	0.97
1:B:133:MET:HA	1:B:279:ILE:HG23	1.45	0.97
3:D:187:TRP:HB2	3:D:199:LEU:HD23	1.45	0.97
4:E:255:ILE:HD11	4:E:304:LEU:HD13	1.46	0.97
1:G:37:LEU:CA	1:G:54:VAL:HG12	1.93	0.97
4:J:19:LYS:NZ	4:J:154:GLU:CB	2.27	0.97
4:J:211:PHE:C	4:J:212:LEU:HD12	1.83	0.97
4:J:250:LYS:HA	4:J:253:LEU:HB3	1.44	0.97
1:Q:267:ALA:O	1:Q:271:PRO:HD3	1.63	0.97
2:R:74:TYR:CD1	2:R:114:PRO:HB2	1.98	0.97
4:T:36:LEU:CD1	4:T:173:ASP:OD1	2.12	0.97
4:T:44:GLU:OE2	4:T:133:TYR:CD2	2.16	0.97
3:Z:303:PRO:HB2	3:Z:400:LYS:HD3	1.44	0.97
1:O:279:ILE:HG22	1:O:280:ILE:N	1.74	0.97
4:3:19:LYS:H22	4:3:154:GLU:HB3	1.26	0.97
3:A:107:LYS:CE	1:B:150:THR:O	2.12	0.97
3:A:251:LEU:HD22	4:E:260:ALA:HB1	1.42	0.97
4:E:28:ILE:HD11	4:E:60:ASN:O	1.61	0.97
3:N:110:LEU:HD12	3:N:111:ASP:H	1.28	0.97
4:O:19:LYS:NZ	4:O:154:GLU:CB	2.27	0.97

Continued on next page...

Continued from previous page...

Atom-1	Atom-2	Interatomic distance (Å)	Clash overlap (Å)
4:O:255:ILE:HD11	4:O:304:LEU:HD13	1.46	0.97
2:R:102:TYR:CE1	2:R:106:TYR:HB3	1.98	0.97
3:S:110:LEU:HD12	3:S:111:ASP:H	1.28	0.97
4:T:250:LYS:HA	4:T:253:LEU:HB3	1.44	0.97
1:V:216:LYS:HD2	1:V:216:LYS:O	1.61	0.97
4:3:19:LYS:NZ	4:3:154:GLU:CB	2.27	0.97
4:3:36:LEU:CD1	4:3:173:ASP:OD1	2.12	0.97
1:B:230:LEU:CA	1:B:233:ILE:HG13	1.92	0.97
2:C:148:PHE:HB2	2:C:215:VAL:HG21	1.47	0.97
2:C:149:THR:HG21	2:C:214:ASP:HB3	1.46	0.97
3:D:106:THR:HG22	3:D:107:LYS:H	1.27	0.97
1:G:409:LYS:HD3	2:H:426:THR:OG1	1.63	0.97
2:H:60:HIS:HB3	2:H:62:TRP:HZ3	1.28	0.97
3:I:48:GLN:HB3	3:I:130:ILE:HD12	0.98	0.97
3:I:187:TRP:HB2	3:I:199:LEU:HD23	1.45	0.97
2:M:149:THR:HG21	2:M:214:ASP:HB3	1.46	0.97
4:O:44:GLU:HG3	4:O:129:ILE:HG13	1.45	0.97
2:R:97:ASN:HB3	2:R:128:SER:HB3	1.42	0.97
3:S:102:ILE:HG13	4:T:98:GLN:HE22	1.25	0.97
1:V:24:THR:HG22	1:V:25:VAL:H	1.27	0.97
4:Y:59:TRP:HH2	4:Y:107:VAL:HG11	1.25	0.97
3:2:229:THR:O	3:2:232:VAL:HB	1.64	0.97
4:3:90:VAL:HG22	4:3:95:VAL:HG11	1.44	0.97
2:C:115:ASN:H	2:C:115:ASN:HD22	1.04	0.97
2:C:142:GLN:HG3	2:C:143:ASN:N	1.80	0.97
3:F:64:ARG:HA	3:F:66:ARG:NH1	1.79	0.97
2:H:97:ASN:HB3	2:H:128:SER:HB3	1.42	0.97
2:H:122:PRO:HB2	2:H:123:PRO:HD2	1.43	0.97
4:J:67:ASN:HD22	4:J:67:ASN:H	1.01	0.97
4:J:470:HIS:CE1	4:J:474:VAL:HG23	1.98	0.97
3:N:62:ASP:HB3	3:N:65:LEU:HD13	1.44	0.97
2:R:60:HIS:HB3	2:R:62:TRP:HZ3	1.28	0.97
3:S:106:THR:HG22	3:S:107:LYS:H	1.27	0.97
3:X:48:GLN:CB	3:X:130:ILE:HD12	1.94	0.97
2:1:149:THR:HG21	2:1:214:ASP:HB3	1.46	0.97
3:2:48:GLN:CB	3:2:130:ILE:HD12	1.94	0.97
3:2:109:LEU:O	3:2:116:ILE:HG22	1.65	0.97
3:A:261:VAL:O	3:A:265:PRO:HD3	1.63	0.97
1:B:92:LEU:N	1:B:96:ASN:HB2	1.79	0.97
2:C:472:ILE:HA	2:C:475:MET:HB3	1.44	0.97
3:D:160:PRO:HD3	3:D:185:LYS:HB3	1.42	0.97

Continued on next page...

Continued from previous page...

Atom-1	Atom-2	Interatomic distance (Å)	Clash overlap (Å)
2:H:312:PHE:CZ	2:H:456:LEU:HD22	1.98	0.97
1:L:92:LEU:N	1:L:96:ASN:HB2	1.79	0.97
2:M:29:GLU:O	2:M:156:ASN:HA	1.64	0.97
2:M:74:TYR:CD1	2:M:114:PRO:HB2	1.98	0.97
2:M:122:PRO:HB2	2:M:123:PRO:HD2	1.43	0.97
1:Q:281:ILE:HG22	1:Q:285:MET:N	1.79	0.97
1:O:150:THR:O	3:Z:107:LYS:CE	2.12	0.97
2:1:69:TRP:CZ2	2:1:112:VAL:HG11	2.00	0.97
2:1:97:ASN:OD1	2:1:128:SER:HB2	1.63	0.97
4:3:34:LEU:HD12	4:3:210:PHE:CE2	1.98	0.97
4:3:255:ILE:HD11	4:3:304:LEU:HD13	1.46	0.97
4:3:304:LEU:O	4:3:308:LEU:HB2	1.63	0.97
4:E:59:TRP:HH2	4:E:107:VAL:HG11	1.25	0.97
3:F:303:PRO:HB2	3:F:400:LYS:CD	1.95	0.97
2:H:142:GLN:HG3	2:H:143:ASN:N	1.79	0.97
4:J:36:LEU:CD1	4:J:173:ASP:OD1	2.12	0.97
4:O:36:LEU:CD1	4:O:173:ASP:OD1	2.12	0.97
4:O:90:VAL:HG22	4:O:95:VAL:HG11	1.44	0.97
3:U:261:VAL:O	3:U:265:PRO:HD3	1.63	0.97
2:W:29:GLU:O	2:W:156:ASN:HA	1.64	0.97
2:W:142:GLN:HG3	2:W:143:ASN:N	1.79	0.97
3:X:110:LEU:HD12	3:X:111:ASP:H	1.28	0.97
1:O:68:ASP:HB3	1:O:69:PRO:HD3	1.44	0.97
1:O:160:HIS:H	1:O:195:LYS:NZ	1.63	0.97
1:O:254:SER:O	2:1:265:LEU:HD11	1.62	0.97
2:1:142:GLN:HG3	2:1:143:ASN:N	1.80	0.97
4:3:191:LYS:H	4:3:209:ILE:HG23	1.30	0.97
2:C:66:ARG:HG2	2:C:66:ARG:HH1	1.28	0.97
3:D:62:ASP:HB3	3:D:65:LEU:HD13	1.44	0.97
3:D:229:THR:O	3:D:232:VAL:HB	1.63	0.97
3:F:20:ARG:HG2	3:F:20:ARG:NH1	1.67	0.97
1:G:37:LEU:HA	1:G:54:VAL:CG1	1.95	0.97
3:N:20:ARG:HG2	3:N:20:ARG:NH1	1.65	0.97
3:P:89:ASP:O	3:P:149:TRP:HB3	1.65	0.97
3:P:133:THR:HA	3:P:274:ILE:HG22	1.47	0.97
2:R:149:THR:HG21	2:R:214:ASP:HB3	1.46	0.97
2:R:312:PHE:CZ	2:R:456:LEU:HD22	1.98	0.97
3:S:109:LEU:O	3:S:116:ILE:HG22	1.65	0.97
4:T:19:LYS:NZ	4:T:154:GLU:CB	2.27	0.97
4:Y:188:ARG:HD2	4:Y:211:PHE:O	1.65	0.97
3:Z:133:THR:HA	3:Z:274:ILE:HG22	1.47	0.97

Continued on next page...

Continued from previous page...

Atom-1	Atom-2	Interatomic distance (Å)	Clash overlap (Å)
1:O:56:LEU:O	1:O:120:PRO:HD2	1.64	0.97
1:B:230:LEU:HA	1:B:233:ILE:CG1	1.95	0.97
2:H:162:LEU:HD11	2:H:217:PHE:HE1	1.02	0.97
3:K:133:THR:HA	3:K:274:ILE:HG22	1.47	0.97
2:M:69:TRP:HZ2	2:M:112:VAL:CG1	1.78	0.97
4:O:304:LEU:O	4:O:308:LEU:HB2	1.63	0.97
2:R:299:VAL:O	2:R:303:VAL:HG23	1.65	0.97
3:U:107:LYS:CE	1:V:150:THR:O	2.12	0.97
3:Z:64:ARG:HA	3:Z:66:ARG:NH1	1.79	0.97
1:O:230:LEU:HA	1:O:233:ILE:CG1	1.95	0.97
2:1:69:TRP:HZ2	2:1:112:VAL:CG1	1.78	0.97
1:B:24:THR:HG22	1:B:25:VAL:H	1.27	0.97
1:B:160:HIS:H	1:B:195:LYS:NZ	1.63	0.97
2:C:122:PRO:HB2	2:C:123:PRO:HD2	1.43	0.97
3:D:249:VAL:HG13	4:E:259:LEU:HD21	1.46	0.97
4:E:19:LYS:NZ	4:E:154:GLU:HB3	1.80	0.97
4:E:304:LEU:O	4:E:308:LEU:HB2	1.63	0.97
4:E:470:HIS:CE1	4:E:474:VAL:HG23	1.98	0.97
2:H:69:TRP:CZ2	2:H:112:VAL:HG11	2.00	0.97
2:H:472:ILE:HA	2:H:475:MET:HB3	1.44	0.97
3:N:48:GLN:HB3	3:N:130:ILE:HD12	0.98	0.97
3:N:160:PRO:HD3	3:N:185:LYS:HB3	1.42	0.97
3:N:187:TRP:HB2	3:N:199:LEU:HD23	1.45	0.97
4:O:189:PRO:HD2	4:O:211:PHE:CB	1.94	0.97
3:P:107:LYS:CE	1:Q:150:THR:O	2.12	0.97
1:V:281:ILE:HG22	1:V:285:MET:N	1.79	0.97
2:1:299:VAL:O	2:1:303:VAL:HG23	1.65	0.97
3:A:64:ARG:HA	3:A:66:ARG:NH1	1.79	0.97
1:B:141:ASN:HD21	1:B:212:ILE:HG12	1.16	0.97
1:B:212:ILE:HD13	1:B:469:ALA:HA	1.44	0.97
3:D:32:THR:HB	3:D:59:GLN:HB3	1.43	0.97
3:K:89:ASP:O	3:K:149:TRP:HB3	1.65	0.97
3:K:108:LEU:HD13	3:K:118:TRP:HB2	1.47	0.97
1:L:56:LEU:HD22	1:L:103:THR:HG23	1.43	0.97
2:M:74:TYR:HD1	2:M:114:PRO:HB2	1.29	0.97
2:M:245:LEU:O	2:M:249:LEU:HD13	1.63	0.97
3:N:32:THR:HB	3:N:59:GLN:HB3	1.43	0.97
3:N:48:GLN:CB	3:N:130:ILE:HD12	1.94	0.97
4:O:44:GLU:HG3	4:O:129:ILE:HB	1.38	0.97
4:O:47:GLU:HG2	4:O:129:ILE:HG12	1.43	0.97
4:O:191:LYS:H	4:O:209:ILE:HG23	1.30	0.97

Continued on next page...

Continued from previous page...

Atom-1	Atom-2	Interatomic distance (Å)	Clash overlap (Å)
1:Q:56:LEU:HD22	1:Q:103:THR:HG23	1.43	0.97
1:Q:212:ILE:HD13	1:Q:469:ALA:HA	1.44	0.97
2:R:149:THR:CG2	2:R:214:ASP:HB3	1.95	0.97
4:Y:250:LYS:HA	4:Y:253:LEU:HB3	1.44	0.97
3:Z:303:PRO:HB2	3:Z:400:LYS:CD	1.95	0.97
1:O:141:ASN:ND2	1:O:212:ILE:CG1	2.28	0.96
1:O:267:ALA:O	1:O:271:PRO:HD3	1.63	0.96
2:1:60:HIS:HB3	2:1:62:TRP:HZ3	1.28	0.96
2:1:102:TYR:CE1	2:1:106:TYR:HB3	1.98	0.96
2:C:149:THR:CG2	2:C:214:ASP:HB3	1.95	0.96
3:D:20:ARG:HG2	3:D:20:ARG:NH1	1.65	0.96
3:D:48:GLN:HB3	3:D:130:ILE:CD1	1.94	0.96
3:D:300:HIS:HA	3:D:306:HIS:O	1.65	0.96
4:J:19:LYS:NZ	4:J:154:GLU:HB3	1.80	0.96
1:L:133:MET:HA	1:L:279:ILE:HG23	1.45	0.96
2:M:66:ARG:HH11	2:M:66:ARG:HG2	1.28	0.96
2:M:149:THR:CG2	2:M:214:ASP:HB3	1.95	0.96
1:Q:56:LEU:O	1:Q:120:PRO:HD2	1.64	0.96
1:Q:131:LYS:HD3	1:Q:132:VAL:H	1.27	0.96
2:R:74:TYR:HD1	2:R:114:PRO:HB2	1.29	0.96
3:S:48:GLN:CB	3:S:130:ILE:HD12	1.94	0.96
3:U:3:HIS:O	3:U:7:LEU:HG	1.65	0.96
1:V:56:LEU:O	1:V:120:PRO:HD2	1.64	0.96
3:Z:43:VAL:HG22	3:Z:50:VAL:HG22	1.47	0.96
1:O:212:ILE:HD13	1:O:469:ALA:HA	1.45	0.96
1:B:56:LEU:O	1:B:120:PRO:HD2	1.64	0.96
1:B:269:LYS:HE3	1:B:270:VAL:HG22	1.47	0.96
4:E:19:LYS:NZ	4:E:154:GLU:CB	2.27	0.96
2:H:148:PHE:HB2	2:H:215:VAL:HG21	1.47	0.96
2:H:149:THR:HG21	2:H:214:ASP:HB3	1.46	0.96
4:J:188:ARG:HD2	4:J:211:PHE:O	1.65	0.96
1:L:160:HIS:H	1:L:195:LYS:NZ	1.63	0.96
1:V:37:LEU:HA	1:V:54:VAL:CG1	1.95	0.96
3:Z:274:ILE:HG12	3:Z:277:TYR:CD1	1.98	0.96
1:O:409:LYS:HD3	2:1:426:THR:OG1	1.63	0.96
3:2:249:VAL:HG13	4:3:259:LEU:HD21	1.46	0.96
4:3:19:LYS:NZ	4:3:154:GLU:HB3	1.80	0.96
3:A:89:ASP:O	3:A:149:TRP:HB3	1.65	0.96
3:A:108:LEU:HD13	3:A:118:TRP:HB2	1.47	0.96
2:C:316:THR:HG22	2:C:317:PRO:CD	1.93	0.96
3:K:261:VAL:O	3:K:265:PRO:HD3	1.63	0.96

Continued on next page...

Continued from previous page...

Atom-1	Atom-2	Interatomic distance (Å)	Clash overlap (Å)
1:L:68:ASP:HB3	1:L:69:PRO:HD3	1.44	0.96
1:L:220:TYR:CE2	2:M:279:PRO:HB2	2.00	0.96
3:P:3:HIS:O	3:P:7:LEU:HG	1.65	0.96
3:S:32:THR:HB	3:S:59:GLN:HB3	1.43	0.96
1:V:160:HIS:H	1:V:195:LYS:NZ	1.63	0.96
2:W:299:VAL:O	2:W:303:VAL:HG23	1.65	0.96
3:D:109:LEU:O	3:D:116:ILE:HG22	1.65	0.96
4:E:47:GLU:HA	4:E:129:ILE:CD1	1.96	0.96
1:G:281:ILE:HG22	1:G:285:MET:N	1.79	0.96
2:H:29:GLU:O	2:H:156:ASN:HA	1.64	0.96
2:H:48:THR:N	2:H:286:PRO:HD3	1.80	0.96
3:I:48:GLN:CB	3:I:130:ILE:HD12	1.94	0.96
4:J:44:GLU:HG3	4:J:129:ILE:HB	1.38	0.96
1:V:37:LEU:CA	1:V:54:VAL:HG12	1.93	0.96
2:W:69:TRP:HZ2	2:W:112:VAL:CG1	1.78	0.96
3:X:229:THR:O	3:X:232:VAL:HB	1.64	0.96
4:Y:19:LYS:NZ	4:Y:154:GLU:HB3	1.80	0.96
2:1:48:THR:N	2:1:286:PRO:HD3	1.80	0.96
2:1:245:LEU:O	2:1:249:LEU:HD13	1.64	0.96
4:E:44:GLU:HG3	4:E:129:ILE:HG13	1.46	0.96
2:H:149:THR:CG2	2:H:214:ASP:HB3	1.95	0.96
2:H:299:VAL:O	2:H:303:VAL:HG23	1.65	0.96
3:I:249:VAL:HG13	4:J:259:LEU:HD21	1.45	0.96
4:J:189:PRO:HD2	4:J:211:PHE:CB	1.94	0.96
2:M:48:THR:N	2:M:286:PRO:HD3	1.80	0.96
2:M:102:TYR:CE1	2:M:106:TYR:HB3	1.98	0.96
3:P:108:LEU:HD13	3:P:118:TRP:HB2	1.47	0.96
2:R:162:LEU:HD11	2:R:217:PHE:HE1	1.02	0.96
2:R:312:PHE:HE1	2:R:456:LEU:HD13	1.28	0.96
3:S:47:ASN:O	3:S:48:GLN:HG2	1.66	0.96
3:U:108:LEU:HD13	3:U:118:TRP:HB2	1.47	0.96
1:V:56:LEU:HD22	1:V:103:THR:HG23	1.43	0.96
2:W:149:THR:HG21	2:W:214:ASP:HB3	1.46	0.96
2:W:245:LEU:O	2:W:249:LEU:HD13	1.64	0.96
4:Y:44:GLU:HG3	4:Y:129:ILE:HG13	1.46	0.96
1:0:308:SER:HB2	1:0:311:THR:HG22	1.47	0.96
3:2:48:GLN:HB3	3:2:130:ILE:HD12	0.98	0.96
4:E:235:LEU:HA	4:E:238:LEU:HG	1.44	0.96
3:I:203:TYR:HD1	3:I:203:TYR:N	1.64	0.96
3:I:229:THR:O	3:I:232:VAL:HB	1.63	0.96
4:J:47:GLU:HA	4:J:129:ILE:CD1	1.96	0.96

Continued on next page...

Continued from previous page...

Atom-1	Atom-2	Interatomic distance (Å)	Clash overlap (Å)
4:J:191:LYS:H	4:J:209:ILE:HG23	1.30	0.96
2:M:148:PHE:HB2	2:M:215:VAL:HG21	1.47	0.96
3:N:203:TYR:HD1	3:N:203:TYR:N	1.64	0.96
4:O:19:LYS:NZ	4:O:154:GLU:HB3	1.80	0.96
1:Q:230:LEU:HA	1:Q:233:ILE:CG1	1.95	0.96
2:R:65:HIS:H	2:R:65:HIS:HD2	1.14	0.96
4:T:188:ARG:HD2	4:T:211:PHE:O	1.65	0.96
3:U:64:ARG:HA	3:U:66:ARG:NH1	1.79	0.96
1:V:224:THR:O	1:V:227:PRO:HD2	1.66	0.96
2:W:48:THR:N	2:W:286:PRO:HD3	1.80	0.96
2:W:69:TRP:CZ2	2:W:112:VAL:HG11	2.00	0.96
2:W:316:THR:HG22	2:W:317:PRO:CD	1.93	0.96
2:1:148:PHE:HB2	2:1:215:VAL:HG21	1.47	0.96
2:C:102:TYR:CE1	2:C:106:TYR:HB3	1.98	0.96
2:C:299:VAL:O	2:C:303:VAL:HG23	1.65	0.96
3:P:189:TYR:HA	3:P:197:PRO:HD2	1.48	0.96
2:R:245:LEU:O	2:R:249:LEU:HD13	1.64	0.96
1:V:141:ASN:ND2	1:V:212:ILE:CG1	2.28	0.96
2:W:149:THR:CG2	2:W:214:ASP:HB3	1.95	0.96
4:Y:189:PRO:HD2	4:Y:211:PHE:CB	1.94	0.96
3:2:300:HIS:HA	3:2:306:HIS:O	1.65	0.96
4:3:235:LEU:HA	4:3:238:LEU:HG	1.44	0.96
3:A:3:HIS:O	3:A:7:LEU:HG	1.65	0.96
3:D:48:GLN:HB3	3:D:130:ILE:HD12	0.98	0.96
3:F:108:LEU:HD13	3:F:118:TRP:HB2	1.47	0.96
1:G:68:ASP:HB3	1:G:69:PRO:HD3	1.44	0.96
1:G:230:LEU:HA	1:G:233:ILE:CG1	1.95	0.96
4:J:226:ILE:O	4:J:230:VAL:HG23	1.66	0.96
3:K:303:PRO:HB2	3:K:400:LYS:CD	1.95	0.96
2:M:60:HIS:HB3	2:M:62:TRP:HZ3	1.28	0.96
2:M:299:VAL:O	2:M:303:VAL:HG23	1.65	0.96
3:N:48:GLN:HB3	3:N:130:ILE:CD1	1.94	0.96
3:S:48:GLN:HB3	3:S:130:ILE:CD1	1.94	0.96
4:T:189:PRO:HD2	4:T:211:PHE:CB	1.94	0.96
3:X:48:GLN:HB3	3:X:130:ILE:CD1	1.94	0.96
3:X:109:LEU:O	3:X:116:ILE:HG22	1.65	0.96
4:Y:235:LEU:HD11	4:Y:257:VAL:HG11	1.47	0.96
2:1:316:THR:HG22	2:1:317:PRO:CD	1.93	0.96
3:2:48:GLN:HB3	3:2:130:ILE:CD1	1.94	0.96
4:3:188:ARG:HD2	4:3:211:PHE:O	1.65	0.96
2:C:69:TRP:CZ2	2:C:112:VAL:HG11	2.00	0.96

Continued on next page...

Continued from previous page...

Atom-1	Atom-2	Interatomic distance (Å)	Clash overlap (Å)
3:D:203:TYR:N	3:D:203:TYR:HD1	1.64	0.96
3:F:133:THR:HA	3:F:274:ILE:HG22	1.47	0.96
1:G:133:MET:HA	1:G:279:ILE:HG23	1.45	0.96
3:I:109:LEU:O	3:I:116:ILE:HG22	1.65	0.96
1:L:141:ASN:ND2	1:L:212:ILE:CG1	2.28	0.96
1:L:230:LEU:HA	1:L:233:ILE:CG1	1.95	0.96
2:M:142:GLN:HG3	2:M:143:ASN:N	1.80	0.96
3:N:47:ASN:O	3:N:48:GLN:HG2	1.66	0.96
2:R:142:GLN:HG3	2:R:143:ASN:N	1.80	0.96
3:Z:89:ASP:O	3:Z:149:TRP:HB3	1.65	0.96
4:3:47:GLU:HA	4:3:129:ILE:CD1	1.96	0.96
3:A:189:TYR:HA	3:A:197:PRO:HD2	1.48	0.96
3:A:416:LEU:O	3:A:419:ILE:HG22	1.66	0.96
2:C:29:GLU:O	2:C:156:ASN:HA	1.64	0.96
1:L:308:SER:HB2	1:L:311:THR:HG22	1.47	0.96
2:R:29:GLU:O	2:R:156:ASN:HA	1.64	0.96
2:R:69:TRP:CZ2	2:R:112:VAL:HG11	2.00	0.96
4:T:67:ASN:HD22	4:T:67:ASN:H	1.02	0.96
3:U:89:ASP:O	3:U:149:TRP:HB3	1.65	0.96
3:U:189:TYR:HA	3:U:197:PRO:HD2	1.48	0.96
2:W:65:HIS:H	2:W:65:HIS:HD2	1.14	0.96
2:W:148:PHE:HB2	2:W:215:VAL:HG21	1.47	0.96
3:2:261:VAL:O	3:2:265:PRO:CD	2.14	0.95
4:3:44:GLU:HG3	4:3:129:ILE:HG13	1.46	0.95
3:A:38:ILE:HD11	3:A:55:ARG:HG3	0.96	0.95
3:A:79:ARG:HD2	3:A:107:LYS:HD2	1.48	0.95
1:B:308:SER:HB2	1:B:311:THR:HG22	1.47	0.95
3:D:421:GLY:O	3:D:425:VAL:HG23	1.67	0.95
4:E:36:LEU:CD1	4:E:173:ASP:OD1	2.12	0.95
1:G:160:HIS:H	1:G:195:LYS:NZ	1.63	0.95
3:I:47:ASN:O	3:I:48:GLN:HG2	1.66	0.95
2:R:48:THR:N	2:R:286:PRO:HD3	1.80	0.95
3:S:421:GLY:O	3:S:425:VAL:HG23	1.66	0.95
4:T:47:GLU:HA	4:T:129:ILE:CD1	1.95	0.95
3:U:101:ALA:HB3	3:U:123:ILE:O	1.66	0.95
1:V:230:LEU:HA	1:V:233:ILE:CG1	1.95	0.95
3:X:421:GLY:O	3:X:425:VAL:HG23	1.66	0.95
3:Z:108:LEU:HD13	3:Z:118:TRP:HB2	1.47	0.95
3:Z:416:LEU:O	3:Z:419:ILE:HG22	1.66	0.95
3:2:47:ASN:O	3:2:48:GLN:HG2	1.66	0.95
3:2:203:TYR:HD1	3:2:203:TYR:N	1.64	0.95

Continued on next page...

Continued from previous page...

Atom-1	Atom-2	Interatomic distance (Å)	Clash overlap (Å)
3:A:303:PRO:HB2	3:A:400:LYS:CD	1.95	0.95
1:B:68:ASP:HB3	1:B:69:PRO:HD3	1.44	0.95
3:D:261:VAL:O	3:D:265:PRO:CD	2.14	0.95
3:I:296:ILE:HA	3:I:299:HIS:CB	1.97	0.95
3:K:38:ILE:HD11	3:K:55:ARG:HG3	0.96	0.95
1:L:160:HIS:HB2	1:L:195:LYS:CE	1.96	0.95
2:M:37:LEU:HB2	2:M:217:PHE:HE2	1.31	0.95
2:M:69:TRP:CZ2	2:M:112:VAL:HG11	2.00	0.95
1:Q:37:LEU:HA	1:Q:54:VAL:CG1	1.95	0.95
3:Z:3:HIS:O	3:Z:7:LEU:HG	1.65	0.95
2:1:249:LEU:N	2:1:250:PRO:HD2	1.81	0.95
3:2:187:TRP:HB2	3:2:199:LEU:HD23	1.45	0.95
1:G:220:TYR:CE2	2:H:279:PRO:HB2	2.00	0.95
1:G:224:THR:O	1:G:227:PRO:HD2	1.66	0.95
2:H:74:TYR:HD1	2:H:114:PRO:HB2	1.29	0.95
3:K:101:ALA:HB3	3:K:123:ILE:O	1.66	0.95
3:K:189:TYR:HA	3:K:197:PRO:HD2	1.48	0.95
3:P:303:PRO:HB2	3:P:400:LYS:CD	1.95	0.95
1:Q:141:ASN:ND2	1:Q:212:ILE:CG1	2.28	0.95
4:T:255:ILE:HD11	4:T:304:LEU:HD13	1.46	0.95
3:X:249:VAL:HG13	4:Y:259:LEU:HD21	1.45	0.95
1:0:37:LEU:HA	1:0:54:VAL:CG1	1.95	0.95
2:C:69:TRP:HZ2	2:C:112:VAL:CG1	1.78	0.95
2:C:245:LEU:O	2:C:249:LEU:HD13	1.64	0.95
3:D:47:ASN:O	3:D:48:GLN:HG2	1.66	0.95
4:E:188:ARG:HD2	4:E:211:PHE:O	1.65	0.95
1:L:37:LEU:HA	1:L:54:VAL:CG1	1.95	0.95
2:M:249:LEU:N	2:M:250:PRO:HD2	1.81	0.95
1:Q:160:HIS:H	1:Q:195:LYS:NZ	1.63	0.95
1:Q:220:TYR:CE2	2:R:279:PRO:HB2	2.00	0.95
4:T:235:LEU:HD11	4:T:257:VAL:HG11	1.47	0.95
1:V:212:ILE:HD13	1:V:469:ALA:HA	1.45	0.95
1:0:220:TYR:CE2	2:1:279:PRO:HB2	2.00	0.95
1:0:269:LYS:HE3	1:0:270:VAL:HG22	1.47	0.95
2:1:29:GLU:O	2:1:156:ASN:HA	1.64	0.95
2:1:148:PHE:HB2	2:1:215:VAL:HG22	1.48	0.95
3:A:43:VAL:HG22	3:A:50:VAL:HG22	1.47	0.95
3:A:131:ILE:HD11	3:A:140:GLN:HG2	1.49	0.95
3:F:89:ASP:O	3:F:149:TRP:HB3	1.65	0.95
4:J:235:LEU:HD11	4:J:257:VAL:HG11	1.47	0.95
4:O:47:GLU:HA	4:O:129:ILE:CD1	1.96	0.95

Continued on next page...

Continued from previous page...

Atom-1	Atom-2	Interatomic distance (Å)	Clash overlap (Å)
1:Q:224:THR:O	1:Q:227:PRO:HD2	1.66	0.95
2:R:131:PRO:HG2	2:R:144:CYS:HA	1.49	0.95
4:T:191:LYS:H	4:T:209:ILE:HG23	1.30	0.95
1:V:220:TYR:CE2	2:W:279:PRO:HB2	2.00	0.95
4:Y:90:VAL:HG22	4:Y:95:VAL:HG11	1.44	0.95
3:2:62:ASP:HB3	3:2:65:LEU:HD13	1.44	0.95
3:A:101:ALA:HB3	3:A:123:ILE:O	1.66	0.95
4:E:191:LYS:H	4:E:209:ILE:HG23	1.30	0.95
3:I:282:MET:HG3	3:I:286:ILE:HD11	1.49	0.95
4:J:27:VAL:CG1	4:J:153:HIS:C	2.35	0.95
3:K:43:VAL:HG22	3:K:50:VAL:HG22	1.47	0.95
3:K:187:TRP:CH2	3:K:189:TYR:HB3	2.02	0.95
3:K:227:PHE:HA	3:K:230:VAL:HB	1.49	0.95
4:O:59:TRP:HH2	4:O:107:VAL:HG11	1.25	0.95
2:R:69:TRP:HZ2	2:R:112:VAL:CG1	1.78	0.95
3:X:47:ASN:O	3:X:48:GLN:HG2	1.66	0.95
3:A:38:ILE:O	3:A:39:GLN:CG	2.15	0.95
3:A:187:TRP:CH2	3:A:189:TYR:HB3	2.02	0.95
1:B:37:LEU:HA	1:B:54:VAL:CG1	1.95	0.95
1:B:141:ASN:ND2	1:B:212:ILE:CG1	2.28	0.95
1:G:56:LEU:O	1:G:120:PRO:HD2	1.64	0.95
1:G:141:ASN:ND2	1:G:212:ILE:CG1	2.28	0.95
4:J:195:ASN:HB3	4:J:205:PHE:H	1.32	0.95
1:L:224:THR:O	1:L:227:PRO:HD2	1.66	0.95
3:S:49:ILE:HG21	3:S:125:LYS:NZ	1.82	0.95
3:S:137:PHE:HB3	3:S:435:GLN:HB2	1.49	0.95
4:T:27:VAL:CG1	4:T:153:HIS:C	2.35	0.95
4:Y:191:LYS:H	4:Y:209:ILE:HG23	1.30	0.95
3:Z:79:ARG:HD2	3:Z:107:LYS:HD2	1.48	0.95
1:0:149:TYR:CE2	3:Z:121:PRO:HB2	2.02	0.95
4:3:226:ILE:O	4:3:230:VAL:HG23	1.66	0.95
3:A:133:THR:HA	3:A:274:ILE:HG22	1.47	0.95
1:B:160:HIS:HB2	1:B:195:LYS:CE	1.96	0.95
3:D:64:ARG:HA	3:D:66:ARG:HH11	1.16	0.95
2:H:316:THR:HG21	2:H:447:ASN:CB	1.97	0.95
3:K:107:LYS:HE2	1:L:150:THR:CG2	1.96	0.95
1:L:269:LYS:HE3	1:L:270:VAL:HG22	1.47	0.95
2:M:142:GLN:CG	2:M:143:ASN:H	1.77	0.95
3:N:261:VAL:O	3:N:265:PRO:CD	2.14	0.95
3:P:38:ILE:O	3:P:39:GLN:CG	2.15	0.95
3:P:131:ILE:HD11	3:P:140:GLN:HG2	1.49	0.95

Continued on next page...

Continued from previous page...

Atom-1	Atom-2	Interatomic distance (Å)	Clash overlap (Å)
1:Q:160:HIS:HB2	1:Q:195:LYS:CE	1.96	0.95
4:T:19:LYS:NZ	4:T:154:GLU:HB3	1.80	0.95
3:U:43:VAL:HG22	3:U:50:VAL:HG22	1.47	0.95
3:U:227:PHE:HA	3:U:230:VAL:HB	1.49	0.95
3:U:303:PRO:HB2	3:U:400:LYS:CD	1.95	0.95
3:X:261:VAL:O	3:X:265:PRO:CD	2.14	0.95
4:Y:27:VAL:CG1	4:Y:153:HIS:C	2.35	0.95
3:2:296:ILE:HA	3:2:299:HIS:CB	1.96	0.95
2:C:74:TYR:HD1	2:C:114:PRO:HB2	1.29	0.95
3:F:43:VAL:HG22	3:F:50:VAL:HG22	1.47	0.95
3:K:38:ILE:O	3:K:39:GLN:CG	2.15	0.95
3:S:249:VAL:HG13	4:T:259:LEU:HD21	1.45	0.95
3:Z:131:ILE:HD11	3:Z:140:GLN:HG2	1.49	0.95
2:1:149:THR:CG2	2:1:214:ASP:HB3	1.95	0.95
2:C:37:LEU:HB2	2:C:217:PHE:HE2	1.31	0.95
2:C:48:THR:N	2:C:286:PRO:HD3	1.80	0.95
3:K:79:ARG:HD2	3:K:107:LYS:HD2	1.48	0.95
4:O:188:ARG:HD2	4:O:211:PHE:O	1.65	0.95
3:P:121:PRO:HB2	1:Q:149:TYR:CE2	2.02	0.95
2:R:249:LEU:N	2:R:250:PRO:HD2	1.81	0.95
3:U:38:ILE:O	3:U:39:GLN:CG	2.15	0.95
3:X:49:ILE:HG21	3:X:125:LYS:NZ	1.82	0.95
4:Y:226:ILE:O	4:Y:230:VAL:HG23	1.66	0.95
3:2:20:ARG:HG2	3:2:20:ARG:NH1	1.65	0.94
3:I:137:PHE:HB3	3:I:435:GLN:HB2	1.49	0.94
4:J:39:LEU:HD23	4:J:183:TRP:HZ2	1.32	0.94
3:K:121:PRO:HB2	1:L:149:TYR:CE2	2.02	0.94
3:S:78:ILE:HD12	3:S:78:ILE:O	1.67	0.94
3:U:187:TRP:CH2	3:U:189:TYR:HB3	2.02	0.94
4:Y:47:GLU:HA	4:Y:129:ILE:CD1	1.96	0.94
1:O:224:THR:O	1:O:227:PRO:HD2	1.66	0.94
3:2:49:ILE:HG21	3:2:125:LYS:NZ	1.82	0.94
2:C:65:HIS:H	2:C:65:HIS:HD2	1.14	0.94
2:C:312:PHE:HE1	2:C:456:LEU:HD13	1.28	0.94
3:D:203:TYR:N	3:D:203:TYR:CD1	2.34	0.94
3:I:7:LEU:O	3:I:11:LEU:HG	1.67	0.94
2:M:131:PRO:HG2	2:M:144:CYS:HA	1.49	0.94
4:O:39:LEU:HD23	4:O:183:TRP:HZ2	1.32	0.94
4:O:235:LEU:HD11	4:O:257:VAL:HG11	1.47	0.94
3:P:43:VAL:HG22	3:P:50:VAL:HG22	1.47	0.94
3:P:227:PHE:HA	3:P:230:VAL:HB	1.49	0.94

Continued on next page...

Continued from previous page...

Atom-1	Atom-2	Interatomic distance (Å)	Clash overlap (Å)
3:P:416:LEU:O	3:P:419:ILE:HG22	1.66	0.94
2:W:249:LEU:N	2:W:250:PRO:HD2	1.81	0.94
3:X:300:HIS:HA	3:X:306:HIS:O	1.65	0.94
3:2:110:LEU:HD12	3:2:111:ASP:N	1.83	0.94
2:C:60:HIS:HB3	2:C:62:TRP:HZ3	1.28	0.94
3:F:101:ALA:HB3	3:F:123:ILE:O	1.66	0.94
3:K:131:ILE:HD11	3:K:140:GLN:HG2	1.49	0.94
2:M:316:THR:HG21	2:M:447:ASN:CB	1.97	0.94
1:Q:24:THR:HG22	1:Q:25:VAL:H	1.27	0.94
3:S:300:HIS:HA	3:S:306:HIS:O	1.65	0.94
3:U:131:ILE:HD11	3:U:140:GLN:HG2	1.49	0.94
3:X:253:LEU:HD23	3:X:254:THR:H	1.29	0.94
3:2:421:GLY:O	3:2:425:VAL:HG23	1.66	0.94
3:A:121:PRO:HB2	1:B:149:TYR:CE2	2.02	0.94
3:D:45:GLU:CG	3:D:272:PRO:HG2	1.97	0.94
3:D:110:LEU:HD12	3:D:111:ASP:H	1.28	0.94
4:E:35:THR:HG23	4:E:175:GLU:OE1	1.68	0.94
4:E:91:LEU:CD1	4:E:145:PHE:HB3	1.97	0.94
4:E:250:LYS:HB3	4:E:253:LEU:HD23	1.50	0.94
1:G:160:HIS:HB2	1:G:195:LYS:CE	1.97	0.94
2:H:113:ARG:HD2	2:H:117:TYR:HB3	1.50	0.94
3:I:49:ILE:HG21	3:I:125:LYS:NZ	1.82	0.94
3:I:261:VAL:O	3:I:265:PRO:CD	2.14	0.94
3:I:300:HIS:HA	3:I:306:HIS:O	1.65	0.94
4:J:110:TYR:HD1	4:J:111:ASN:H	1.09	0.94
3:N:45:GLU:CG	3:N:272:PRO:HG2	1.97	0.94
3:N:300:HIS:HA	3:N:306:HIS:O	1.65	0.94
3:P:38:ILE:HD11	3:P:55:ARG:HG3	0.96	0.94
4:T:91:LEU:CD1	4:T:145:PHE:HB3	1.97	0.94
3:X:137:PHE:HB3	3:X:435:GLN:HB2	1.49	0.94
3:Z:38:ILE:HD11	3:Z:55:ARG:HG3	0.96	0.94
4:3:35:THR:HG23	4:3:175:GLU:OE1	1.68	0.94
4:E:27:VAL:CG1	4:E:153:HIS:C	2.35	0.94
4:J:91:LEU:HB2	4:J:95:VAL:HG23	1.49	0.94
3:K:416:LEU:O	3:K:419:ILE:HG22	1.66	0.94
3:N:282:MET:HG3	3:N:286:ILE:HD11	1.49	0.94
3:N:421:GLY:O	3:N:425:VAL:HG23	1.67	0.94
4:T:250:LYS:HB3	4:T:253:LEU:HD23	1.49	0.94
3:Z:187:TRP:CH2	3:Z:189:TYR:HB3	2.02	0.94
1:O:312:HIS:ND1	3:Z:242:LYS:HD3	1.82	0.94
2:1:87:ILE:HD12	2:1:110:VAL:CB	1.98	0.94

Continued on next page...

Continued from previous page...

Atom-1	Atom-2	Interatomic distance (Å)	Clash overlap (Å)
3:A:227:PHE:HA	3:A:230:VAL:HB	1.49	0.94
2:C:249:LEU:N	2:C:250:PRO:HD2	1.81	0.94
3:F:38:ILE:O	3:F:39:GLN:CG	2.15	0.94
3:I:106:THR:HG22	3:I:107:LYS:H	1.27	0.94
3:I:134:HIS:CE1	3:I:209:ARG:HD3	2.03	0.94
3:K:242:LYS:HD3	1:L:312:HIS:ND1	1.82	0.94
1:L:56:LEU:O	1:L:120:PRO:HD2	1.64	0.94
3:N:109:LEU:O	3:N:116:ILE:HG22	1.65	0.94
4:O:91:LEU:CD1	4:O:145:PHE:HB3	1.97	0.94
4:T:44:GLU:HG3	4:T:129:ILE:HG13	1.46	0.94
3:U:416:LEU:O	3:U:419:ILE:HG22	1.66	0.94
1:V:160:HIS:HB2	1:V:195:LYS:CE	1.96	0.94
4:Y:35:THR:HG23	4:Y:175:GLU:OE1	1.68	0.94
2:1:66:ARG:HG2	2:1:66:ARG:HH11	1.28	0.94
3:2:78:ILE:HD12	3:2:78:ILE:O	1.67	0.94
3:2:167:LEU:CG	3:2:178:MET:HB2	1.98	0.94
4:3:27:VAL:CG1	4:3:153:HIS:C	2.35	0.94
3:A:107:LYS:HE2	1:B:150:THR:CG2	1.96	0.94
4:E:226:ILE:O	4:E:230:VAL:HG23	1.66	0.94
3:I:78:ILE:HD12	3:I:78:ILE:O	1.67	0.94
3:I:187:TRP:CZ3	3:I:189:TYR:CD2	2.56	0.94
4:J:250:LYS:HB3	4:J:253:LEU:HD23	1.49	0.94
3:K:3:HIS:O	3:K:7:LEU:HG	1.65	0.94
2:M:18:ASN:HB3	2:M:21:VAL:HB	1.49	0.94
3:N:134:HIS:CE1	3:N:209:ARG:HD3	2.03	0.94
4:O:27:VAL:CG1	4:O:153:HIS:C	2.35	0.94
3:P:101:ALA:HB3	3:P:123:ILE:O	1.66	0.94
3:S:203:TYR:HD1	3:S:203:TYR:N	1.64	0.94
2:W:87:ILE:HD12	2:W:110:VAL:CB	1.98	0.94
3:Z:38:ILE:O	3:Z:39:GLN:CG	2.15	0.94
3:Z:227:PHE:HA	3:Z:230:VAL:HB	1.49	0.94
3:Z:229:THR:O	3:Z:233:PHE:CD1	2.21	0.94
1:0:160:HIS:HB2	1:0:195:LYS:CE	1.96	0.94
2:1:52:LEU:HD21	2:1:130:CYS:HB2	1.45	0.94
2:1:93:VAL:CG1	2:1:151:LEU:HD13	1.98	0.94
3:2:187:TRP:CZ3	3:2:189:TYR:CD2	2.56	0.94
1:B:220:TYR:CE2	2:C:279:PRO:HB2	2.00	0.94
2:C:113:ARG:HD2	2:C:117:TYR:HB3	1.50	0.94
3:D:187:TRP:CZ3	3:D:189:TYR:CD2	2.56	0.94
3:D:416:LEU:HA	3:D:419:ILE:CG1	1.98	0.94
4:E:235:LEU:HD11	4:E:257:VAL:HG11	1.47	0.94

Continued on next page...

Continued from previous page...

Atom-1	Atom-2	Interatomic distance (Å)	Clash overlap (Å)
3:F:3:HIS:O	3:F:7:LEU:HG	1.65	0.94
3:F:121:PRO:HB2	1:G:149:TYR:CE2	2.02	0.94
3:F:187:TRP:CH2	3:F:189:TYR:HB3	2.02	0.94
1:G:45:GLU:CD	1:G:279:ILE:HD11	1.88	0.94
1:G:308:SER:HB2	1:G:311:THR:HG22	1.47	0.94
2:H:69:TRP:HZ2	2:H:112:VAL:CG1	1.78	0.94
3:I:110:LEU:HD12	3:I:111:ASP:N	1.83	0.94
2:M:113:ARG:HD2	2:M:117:TYR:HB3	1.50	0.94
3:N:49:ILE:HG21	3:N:125:LYS:NZ	1.82	0.94
3:N:416:LEU:HA	3:N:419:ILE:CG1	1.98	0.94
4:O:35:THR:HG23	4:O:175:GLU:OE1	1.68	0.94
4:O:195:ASN:HB3	4:O:205:PHE:H	1.32	0.94
4:O:250:LYS:HB3	4:O:253:LEU:HD23	1.50	0.94
3:P:187:TRP:CH2	3:P:189:TYR:HB3	2.02	0.94
1:Q:45:GLU:CD	1:Q:279:ILE:HD11	1.89	0.94
1:Q:440:LEU:O	1:Q:443:PHE:HB3	1.68	0.94
3:S:261:VAL:O	3:S:265:PRO:CD	2.14	0.94
3:U:133:THR:HA	3:U:274:ILE:HG22	1.47	0.94
3:U:406:ILE:HA	3:U:409:ILE:HD11	1.50	0.94
2:W:9:ASN:O	2:W:12:LEU:HG	1.68	0.94
2:W:131:PRO:HG2	2:W:144:CYS:HA	1.49	0.94
3:X:7:LEU:O	3:X:11:LEU:HG	1.67	0.94
3:X:203:TYR:HD1	3:X:203:TYR:N	1.64	0.94
3:Z:41:ILE:HD11	3:Z:51:GLU:HB3	1.50	0.94
3:Z:101:ALA:HB3	3:Z:123:ILE:O	1.66	0.94
3:Z:189:TYR:HA	3:Z:197:PRO:HD2	1.48	0.94
4:3:195:ASN:HB3	4:3:205:PHE:H	1.32	0.94
3:A:229:THR:O	3:A:233:PHE:CD1	2.21	0.94
1:B:224:THR:O	1:B:227:PRO:HD2	1.66	0.94
3:D:110:LEU:HD12	3:D:111:ASP:N	1.83	0.94
3:F:41:ILE:HD11	3:F:51:GLU:HB3	1.50	0.94
4:J:35:THR:HG23	4:J:175:GLU:OE1	1.68	0.94
1:L:279:ILE:CG2	1:L:280:ILE:H	1.81	0.94
3:P:242:LYS:HD3	1:Q:312:HIS:ND1	1.82	0.94
1:V:279:ILE:HG22	1:V:280:ILE:N	1.74	0.94
1:V:308:SER:HB2	1:V:311:THR:HG22	1.47	0.94
2:W:316:THR:HG21	2:W:447:ASN:CB	1.97	0.94
3:X:78:ILE:HD12	3:X:78:ILE:O	1.67	0.94
2:1:113:ARG:HD2	2:1:117:TYR:HB3	1.50	0.94
2:C:316:THR:HG21	2:C:447:ASN:CB	1.97	0.94
3:D:49:ILE:HG21	3:D:125:LYS:NZ	1.82	0.94

Continued on next page...

Continued from previous page...

Atom-1	Atom-2	Interatomic distance (Å)	Clash overlap (Å)
3:D:187:TRP:CZ3	3:D:189:TYR:HD2	1.86	0.94
3:D:296:ILE:HA	3:D:299:HIS:CB	1.96	0.94
2:H:87:ILE:HD12	2:H:110:VAL:CB	1.98	0.94
3:K:135:PHE:N	3:K:136:PRO:CD	2.31	0.94
3:N:78:ILE:HD12	3:N:78:ILE:O	1.67	0.94
3:N:187:TRP:CZ3	3:N:189:TYR:CD2	2.56	0.94
3:S:134:HIS:CE1	3:S:209:ARG:HD3	2.03	0.94
3:U:238:ASP:HB3	1:V:306:HIS:CE1	2.03	0.94
2:W:38:THR:CG2	2:W:57:TRP:CE3	2.51	0.94
2:W:93:VAL:CG1	2:W:151:LEU:HD13	1.98	0.94
3:X:134:HIS:CE1	3:X:209:ARG:HD3	2.03	0.94
3:X:296:ILE:HA	3:X:299:HIS:CB	1.97	0.94
3:X:391:GLU:HA	3:X:394:ASN:OD1	1.68	0.94
3:Z:292:THR:CA	3:Z:296:ILE:HD11	1.98	0.94
2:1:74:TYR:HD1	2:1:114:PRO:HB2	1.29	0.93
3:2:134:HIS:CE1	3:2:209:ARG:HD3	2.03	0.93
4:3:91:LEU:CD1	4:3:145:PHE:HB3	1.97	0.93
3:D:134:HIS:CE1	3:D:209:ARG:HD3	2.03	0.93
3:F:227:PHE:HA	3:F:230:VAL:HB	1.49	0.93
3:F:229:THR:O	3:F:233:PHE:CD1	2.21	0.93
2:M:9:ASN:O	2:M:12:LEU:HG	1.68	0.93
2:M:38:THR:CG2	2:M:57:TRP:CE3	2.52	0.93
1:Q:269:LYS:HE3	1:Q:270:VAL:HG22	1.47	0.93
2:R:113:ARG:HD2	2:R:117:TYR:HB3	1.50	0.93
3:U:242:LYS:HD3	1:V:312:HIS:ND1	1.82	0.93
3:X:416:LEU:HA	3:X:419:ILE:CG1	1.98	0.93
4:Y:36:LEU:CD2	4:Y:51:THR:HG21	1.98	0.93
2:H:131:PRO:HG2	2:H:144:CYS:HA	1.49	0.93
3:I:45:GLU:CG	3:I:272:PRO:HG2	1.97	0.93
4:J:91:LEU:CD1	4:J:145:PHE:HB3	1.98	0.93
4:J:140:ASN:C	4:J:140:ASN:HD22	1.72	0.93
1:L:45:GLU:CD	1:L:279:ILE:HD11	1.89	0.93
1:L:440:LEU:O	1:L:443:PHE:HB3	1.68	0.93
4:O:226:ILE:O	4:O:230:VAL:HG23	1.66	0.93
3:P:238:ASP:HB3	1:Q:306:HIS:CE1	2.03	0.93
2:R:38:THR:CG2	2:R:57:TRP:CE3	2.51	0.93
2:R:87:ILE:HD12	2:R:110:VAL:CB	1.98	0.93
3:S:45:GLU:CG	3:S:272:PRO:HG2	1.97	0.93
3:S:167:LEU:CG	3:S:178:MET:HB2	1.98	0.93
4:T:35:THR:HG23	4:T:175:GLU:OE1	1.68	0.93
3:U:38:ILE:HD11	3:U:55:ARG:HG3	0.96	0.93

Continued on next page...

Continued from previous page...

Atom-1	Atom-2	Interatomic distance (Å)	Clash overlap (Å)
3:U:79:ARG:HD2	3:U:107:LYS:HD2	1.49	0.93
3:U:229:THR:O	3:U:233:PHE:CD1	2.21	0.93
3:Z:135:PHE:N	3:Z:136:PRO:CD	2.31	0.93
2:1:9:ASN:O	2:1:12:LEU:HG	1.68	0.93
2:1:316:THR:HG21	2:1:447:ASN:CB	1.97	0.93
3:2:45:GLU:CG	3:2:272:PRO:HG2	1.97	0.93
3:A:406:ILE:HA	3:A:409:ILE:HD11	1.50	0.93
1:B:279:ILE:CG2	1:B:280:ILE:H	1.81	0.93
2:C:38:THR:CG2	2:C:57:TRP:CE3	2.51	0.93
3:F:242:LYS:HD3	1:G:312:HIS:ND1	1.82	0.93
3:I:187:TRP:CZ3	3:I:189:TYR:HD2	1.86	0.93
3:K:229:THR:HA	3:K:232:VAL:HB	1.51	0.93
3:K:229:THR:O	3:K:233:PHE:CD1	2.21	0.93
3:N:7:LEU:O	3:N:11:LEU:HG	1.67	0.93
2:R:18:ASN:HB3	2:R:21:VAL:HB	1.49	0.93
2:R:316:THR:HG21	2:R:447:ASN:CB	1.97	0.93
3:S:7:LEU:O	3:S:11:LEU:HG	1.67	0.93
3:S:296:ILE:HA	3:S:299:HIS:CB	1.96	0.93
3:S:416:LEU:HA	3:S:419:ILE:CG1	1.98	0.93
3:U:107:LYS:HE2	1:V:150:THR:CG2	1.96	0.93
4:Y:39:LEU:HD23	4:Y:183:TRP:HZ2	1.32	0.93
2:1:18:ASN:HB3	2:1:21:VAL:HB	1.49	0.93
3:2:416:LEU:HA	3:2:419:ILE:CG1	1.98	0.93
3:A:242:LYS:HD3	1:B:312:HIS:ND1	1.82	0.93
3:D:7:LEU:O	3:D:11:LEU:HG	1.67	0.93
3:F:38:ILE:HD11	3:F:55:ARG:HG3	0.96	0.93
3:F:79:ARG:HD2	3:F:107:LYS:HD2	1.48	0.93
3:F:189:TYR:HA	3:F:197:PRO:HD2	1.48	0.93
3:I:421:GLY:O	3:I:425:VAL:HG23	1.67	0.93
4:J:44:GLU:HG3	4:J:129:ILE:HG13	1.45	0.93
2:M:83:ARG:HB3	2:M:84:PRO:HD2	1.51	0.93
3:N:296:ILE:HA	3:N:299:HIS:CB	1.97	0.93
4:O:36:LEU:CD2	4:O:51:THR:HG21	1.98	0.93
3:U:135:PHE:N	3:U:136:PRO:CD	2.31	0.93
2:W:18:ASN:HB3	2:W:21:VAL:HB	1.49	0.93
2:W:148:PHE:HB2	2:W:215:VAL:HG22	1.48	0.93
2:W:463:PRO:HA	2:W:466:VAL:HG23	1.50	0.93
3:X:45:GLU:CG	3:X:272:PRO:HG2	1.98	0.93
3:X:110:LEU:HD12	3:X:111:ASP:N	1.82	0.93
4:Y:91:LEU:CD1	4:Y:145:PHE:HB3	1.97	0.93
3:2:261:VAL:CA	3:2:264:ILE:HD12	1.99	0.93

Continued on next page...

Continued from previous page...

Atom-1	Atom-2	Interatomic distance (Å)	Clash overlap (Å)
4:3:36:LEU:CD2	4:3:51:THR:HG21	1.98	0.93
2:C:9:ASN:O	2:C:12:LEU:HG	1.68	0.93
2:C:93:VAL:CG1	2:C:151:LEU:HD13	1.98	0.93
1:G:269:LYS:HE3	1:G:270:VAL:HG22	1.47	0.93
2:M:87:ILE:HD12	2:M:110:VAL:CB	1.98	0.93
2:M:93:VAL:CG1	2:M:151:LEU:HD13	1.98	0.93
3:N:187:TRP:CZ3	3:N:189:TYR:HD2	1.86	0.93
2:R:9:ASN:O	2:R:12:LEU:HG	1.68	0.93
2:R:148:PHE:HB2	2:R:215:VAL:HG21	1.47	0.93
4:T:36:LEU:CD2	4:T:51:THR:HG21	1.98	0.93
3:U:121:PRO:HB2	1:V:149:TYR:CE2	2.02	0.93
1:V:269:LYS:HE3	1:V:270:VAL:HG22	1.47	0.93
4:3:185:ILE:HG12	4:3:214:ILE:CG2	1.99	0.93
4:E:39:LEU:HD23	4:E:183:TRP:HZ2	1.32	0.93
3:F:131:ILE:HD11	3:F:140:GLN:HG2	1.49	0.93
3:F:416:LEU:O	3:F:419:ILE:HG22	1.66	0.93
2:H:249:LEU:N	2:H:250:PRO:HD2	1.81	0.93
4:J:436:ASN:HA	4:J:439:TRP:HE1	1.34	0.93
3:K:41:ILE:HD11	3:K:51:GLU:HB3	1.50	0.93
1:L:46:LYS:HB2	1:L:278:PRO:CD	1.99	0.93
3:N:110:LEU:HD12	3:N:111:ASP:N	1.83	0.93
3:N:253:LEU:HD23	3:N:254:THR:H	1.29	0.93
3:P:229:THR:O	3:P:233:PHE:CD1	2.21	0.93
3:S:187:TRP:CZ3	3:S:189:TYR:HD2	1.86	0.93
1:V:45:GLU:CD	1:V:279:ILE:HD11	1.88	0.93
3:X:132:VAL:HB	3:X:274:ILE:HA	1.51	0.93
3:Z:229:THR:HA	3:Z:232:VAL:HB	1.51	0.93
1:O:306:HIS:CE1	3:Z:238:ASP:HB3	2.03	0.93
2:1:131:PRO:HG2	2:1:144:CYS:HA	1.49	0.93
3:A:129:GLU:O	3:A:142:CYS:SG	2.27	0.93
3:F:135:PHE:N	3:F:136:PRO:CD	2.31	0.93
1:G:95:ASN:HA	1:G:127:SER:H	1.34	0.93
1:G:440:LEU:O	1:G:443:PHE:HB3	1.68	0.93
3:I:64:ARG:HA	3:I:66:ARG:HH11	1.16	0.93
3:I:167:LEU:CG	3:I:178:MET:HB2	1.98	0.93
1:L:141:ASN:HD21	1:L:212:ILE:HG12	1.16	0.93
3:N:137:PHE:HB3	3:N:435:GLN:HB2	1.49	0.93
4:O:185:ILE:HG12	4:O:214:ILE:CG2	1.99	0.93
3:P:229:THR:HA	3:P:232:VAL:HB	1.51	0.93
2:R:463:PRO:HA	2:R:466:VAL:HG23	1.51	0.93
3:S:187:TRP:CZ3	3:S:189:TYR:CD2	2.56	0.93

Continued on next page...

Continued from previous page...

Atom-1	Atom-2	Interatomic distance (Å)	Clash overlap (Å)
1:V:131:LYS:HZ2	1:V:132:VAL:HB	1.33	0.93
1:V:440:LEU:O	1:V:443:PHE:HB3	1.68	0.93
2:W:113:ARG:HD2	2:W:117:TYR:HB3	1.50	0.93
3:X:187:TRP:CZ3	3:X:189:TYR:CD2	2.56	0.93
3:Z:136:PRO:HA	3:Z:277:TYR:OH	1.69	0.93
1:O:46:LYS:HB2	1:O:278:PRO:CD	1.99	0.93
1:O:150:THR:CG2	3:Z:107:LYS:HE2	1.96	0.93
2:1:141:TRP:CZ3	2:1:223:ARG:HB3	2.04	0.93
2:C:131:PRO:HG2	2:C:144:CYS:HA	1.49	0.93
4:E:247:GLY:H	4:E:250:LYS:HZ1	0.95	0.93
3:F:292:THR:CA	3:F:296:ILE:HD11	1.98	0.93
1:G:141:ASN:HD21	1:G:212:ILE:HG12	1.16	0.93
3:I:102:ILE:HG13	4:J:98:GLN:HE22	1.25	0.93
2:M:65:HIS:H	2:M:65:HIS:HD2	1.14	0.93
3:N:78:ILE:HD11	3:N:110:LEU:HG	1.51	0.93
1:Q:308:SER:HB2	1:Q:311:THR:HG22	1.47	0.93
4:T:195:ASN:HB3	4:T:205:PHE:H	1.32	0.93
4:T:226:ILE:O	4:T:230:VAL:HG23	1.66	0.93
3:U:41:ILE:HD11	3:U:51:GLU:HB3	1.50	0.93
2:W:42:LEU:HG	2:W:54:THR:HG23	1.51	0.93
3:X:53:ASN:HB2	3:X:123:ILE:HG12	1.51	0.93
3:X:282:MET:HG3	3:X:286:ILE:HD11	1.49	0.93
1:O:45:GLU:CD	1:O:279:ILE:HD11	1.88	0.93
2:1:65:HIS:H	2:1:65:HIS:HD2	1.14	0.93
4:3:235:LEU:HD11	4:3:257:VAL:HG11	1.47	0.93
3:D:263:LEU:HD11	4:E:266:PHE:CZ	2.04	0.93
3:D:282:MET:HG3	3:D:286:ILE:HD11	1.49	0.93
4:E:195:ASN:HB3	4:E:205:PHE:H	1.32	0.93
3:F:238:ASP:HB3	1:G:306:HIS:CE1	2.03	0.93
3:F:406:ILE:HA	3:F:409:ILE:HD11	1.49	0.93
4:J:414:SER:N	4:J:416:VAL:HG13	1.84	0.93
3:N:118:TRP:HE1	3:N:120:PRO:HB3	1.33	0.93
3:P:135:PHE:N	3:P:136:PRO:CD	2.31	0.93
1:Q:95:ASN:HA	1:Q:127:SER:H	1.34	0.93
4:T:436:ASN:HA	4:T:439:TRP:HE1	1.34	0.93
1:V:95:ASN:HA	1:V:127:SER:H	1.34	0.93
1:V:241:LEU:HG	1:V:248:LYS:HB2	1.51	0.93
2:W:37:LEU:HB2	2:W:217:PHE:HE2	1.31	0.93
2:W:142:GLN:CG	2:W:143:ASN:H	1.77	0.93
3:X:187:TRP:CZ3	3:X:189:TYR:HD2	1.86	0.93
3:X:261:VAL:CA	3:X:264:ILE:HD12	1.99	0.93

Continued on next page...

Continued from previous page...

Atom-1	Atom-2	Interatomic distance (Å)	Clash overlap (Å)
1:0:440:LEU:O	1:0:443:PHE:HB3	1.68	0.93
4:3:91:LEU:HB2	4:3:95:VAL:HG23	1.49	0.93
4:3:250:LYS:HB3	4:3:253:LEU:HD23	1.50	0.93
3:A:217:ASN:O	3:A:221:PRO:HD3	1.69	0.93
2:C:94:LEU:HB2	2:C:98:ASN:HB2	1.51	0.93
3:D:78:ILE:HD12	3:D:78:ILE:O	1.67	0.93
4:E:185:ILE:HG12	4:E:214:ILE:CG2	1.99	0.93
3:F:107:LYS:HE2	1:G:150:THR:CG2	1.96	0.93
3:F:136:PRO:HG3	3:F:274:ILE:CG2	1.99	0.93
2:H:42:LEU:HG	2:H:54:THR:HG23	1.51	0.93
3:I:391:GLU:HA	3:I:394:ASN:OD1	1.68	0.93
4:J:185:ILE:HG12	4:J:214:ILE:CG2	1.99	0.93
4:J:255:ILE:HD11	4:J:304:LEU:HD13	1.46	0.93
3:K:136:PRO:HG3	3:K:274:ILE:CG2	1.99	0.93
4:O:414:SER:N	4:O:416:VAL:HG13	1.84	0.93
3:P:129:GLU:O	3:P:142:CYS:SG	2.27	0.93
3:S:64:ARG:HA	3:S:66:ARG:HH11	1.16	0.93
3:S:245:LEU:HD21	4:T:255:ILE:HG13	1.51	0.93
3:U:229:THR:HA	3:U:232:VAL:HB	1.51	0.93
3:U:292:THR:CA	3:U:296:ILE:HD11	1.99	0.93
2:W:141:TRP:CZ3	2:W:223:ARG:HB3	2.04	0.93
3:X:245:LEU:HD21	4:Y:255:ILE:HG13	1.51	0.93
4:Y:173:ASP:OD2	4:Y:212:LEU:HD23	1.69	0.93
2:1:94:LEU:HB2	2:1:98:ASN:HB2	1.51	0.92
3:2:263:LEU:HD11	4:3:266:PHE:CZ	2.04	0.92
4:3:67:ASN:HD22	4:3:67:ASN:H	1.02	0.92
3:A:135:PHE:N	3:A:136:PRO:CD	2.31	0.92
1:B:45:GLU:CD	1:B:279:ILE:HD11	1.88	0.92
2:C:141:TRP:CZ3	2:C:223:ARG:HB3	2.04	0.92
3:D:261:VAL:CA	3:D:264:ILE:HD12	1.99	0.92
1:G:46:LYS:HB2	1:G:278:PRO:CD	1.99	0.92
2:H:9:ASN:O	2:H:12:LEU:HG	1.68	0.92
2:H:83:ARG:HB3	2:H:84:PRO:HD2	1.51	0.92
2:H:463:PRO:HA	2:H:466:VAL:HG23	1.50	0.92
3:K:217:ASN:O	3:K:221:PRO:HD3	1.70	0.92
2:R:42:LEU:HG	2:R:54:THR:HG23	1.51	0.92
4:T:39:LEU:HD23	4:T:183:TRP:HZ2	1.32	0.92
3:X:203:TYR:N	3:X:203:TYR:CD1	2.34	0.92
3:Z:41:ILE:CG1	3:Z:51:GLU:HB3	1.99	0.92
2:1:38:THR:CG2	2:1:57:TRP:CE3	2.52	0.92
2:1:115:ASN:HD22	2:1:115:ASN:H	1.04	0.92

Continued on next page...

Continued from previous page...

Atom-1	Atom-2	Interatomic distance (Å)	Clash overlap (Å)
4:3:39:LEU:HD23	4:3:183:TRP:HZ2	1.32	0.92
2:C:18:ASN:HB3	2:C:21:VAL:HB	1.49	0.92
3:D:137:PHE:HB3	3:D:435:GLN:HB2	1.49	0.92
4:O:91:LEU:HB2	4:O:95:VAL:HG23	1.49	0.92
3:P:79:ARG:HD2	3:P:107:LYS:HD2	1.48	0.92
2:R:141:TRP:CZ3	2:R:223:ARG:HB3	2.04	0.92
3:X:135:PHE:CB	3:X:209:ARG:HB3	2.00	0.92
4:Y:195:ASN:HB3	4:Y:205:PHE:H	1.32	0.92
1:B:440:LEU:O	1:B:443:PHE:HB3	1.68	0.92
2:C:148:PHE:HB2	2:C:215:VAL:HG22	1.48	0.92
3:D:135:PHE:CB	3:D:209:ARG:HB3	2.00	0.92
3:D:167:LEU:CG	3:D:178:MET:HB2	1.98	0.92
3:F:129:GLU:O	3:F:142:CYS:SG	2.27	0.92
3:F:217:ASN:O	3:F:221:PRO:HD3	1.69	0.92
3:I:416:LEU:HA	3:I:419:ILE:CG1	1.98	0.92
2:M:94:LEU:HB2	2:M:98:ASN:HB2	1.51	0.92
3:N:263:LEU:HD11	4:O:266:PHE:CZ	2.04	0.92
3:N:391:GLU:HA	3:N:394:ASN:OD1	1.68	0.92
3:P:292:THR:HA	3:P:296:ILE:HD11	1.52	0.92
4:T:140:ASN:HD22	4:T:140:ASN:C	1.72	0.92
4:T:247:GLY:H	4:T:250:LYS:HZ1	0.96	0.92
3:X:167:LEU:CG	3:X:178:MET:HB2	1.98	0.92
4:Y:182:GLU:HB2	4:Y:216:ARG:HH21	0.78	0.92
1:O:223:TYR:O	1:O:226:VAL:HG22	1.70	0.92
1:O:279:ILE:CG2	1:O:280:ILE:H	1.81	0.92
3:2:282:MET:HG3	3:2:286:ILE:HD11	1.49	0.92
3:A:136:PRO:HG3	3:A:274:ILE:CG2	2.00	0.92
3:A:238:ASP:HB3	1:B:306:HIS:CE1	2.03	0.92
2:H:38:THR:CG2	2:H:57:TRP:CE3	2.51	0.92
2:H:148:PHE:HB2	2:H:215:VAL:HG22	1.48	0.92
3:K:129:GLU:O	3:K:142:CYS:SG	2.27	0.92
1:L:288:MET:O	1:L:291:VAL:HG12	1.69	0.92
4:O:247:GLY:H	4:O:250:LYS:NZ	1.67	0.92
3:P:292:THR:CA	3:P:296:ILE:HD11	1.99	0.92
2:R:148:PHE:HB2	2:R:215:VAL:HG22	1.48	0.92
3:S:110:LEU:HD12	3:S:111:ASP:N	1.83	0.92
4:Y:140:ASN:C	4:Y:140:ASN:HD22	1.72	0.92
3:Z:20:ARG:HG2	3:Z:20:ARG:NH1	1.67	0.92
3:Z:129:GLU:O	3:Z:142:CYS:SG	2.27	0.92
3:Z:136:PRO:HG3	3:Z:274:ILE:CG2	2.00	0.92
1:O:288:MET:O	1:O:291:VAL:HG12	1.69	0.92

Continued on next page...

Continued from previous page...

Atom-1	Atom-2	Interatomic distance (Å)	Clash overlap (Å)
3:D:78:ILE:HD11	3:D:110:LEU:HG	1.51	0.92
1:G:288:MET:O	1:G:291:VAL:HG12	1.69	0.92
4:J:36:LEU:CD2	4:J:51:THR:HG21	1.99	0.92
3:N:40:LEU:HD13	3:N:52:THR:HB	1.52	0.92
4:O:67:ASN:HD22	4:O:67:ASN:H	1.01	0.92
4:O:472:ASN:O	4:O:476:GLU:HG3	1.70	0.92
3:S:78:ILE:HD11	3:S:110:LEU:HG	1.51	0.92
1:V:46:LYS:HB2	1:V:278:PRO:CD	1.99	0.92
2:W:83:ARG:HB3	2:W:84:PRO:HD2	1.51	0.92
3:X:7:LEU:CD1	3:X:70:ALA:HB1	2.00	0.92
2:1:42:LEU:HD22	2:1:190:TRP:CH2	2.05	0.92
3:2:7:LEU:O	3:2:11:LEU:HG	1.67	0.92
3:2:78:ILE:HD11	3:2:110:LEU:HG	1.51	0.92
3:2:118:TRP:HE1	3:2:120:PRO:HB3	1.33	0.92
3:2:132:VAL:HB	3:2:274:ILE:HA	1.51	0.92
4:3:173:ASP:OD2	4:3:212:LEU:HD23	1.69	0.92
4:E:36:LEU:CD2	4:E:51:THR:HG21	1.98	0.92
4:E:173:ASP:OD2	4:E:212:LEU:HD23	1.69	0.92
3:F:279:LEU:HA	3:F:282:MET:HB2	1.52	0.92
1:G:241:LEU:HG	1:G:248:LYS:HB2	1.52	0.92
2:H:93:VAL:CG1	2:H:151:LEU:HD13	1.98	0.92
4:J:173:ASP:OD2	4:J:212:LEU:HD23	1.69	0.92
3:N:167:LEU:CG	3:N:178:MET:HB2	1.98	0.92
4:O:173:ASP:OD2	4:O:212:LEU:HD23	1.69	0.92
3:S:282:MET:HG3	3:S:286:ILE:HD11	1.49	0.92
3:Z:406:ILE:HA	3:Z:409:ILE:HD11	1.49	0.92
2:1:67:LEU:HD21	2:1:112:VAL:HG13	1.52	0.92
2:1:278:LEU:HD12	2:1:278:LEU:C	1.90	0.92
3:2:40:LEU:HD13	3:2:52:THR:HB	1.52	0.92
3:2:131:ILE:HD11	3:2:133:THR:HB	1.52	0.92
3:A:41:ILE:CG1	3:A:51:GLU:HB3	1.99	0.92
2:C:42:LEU:HG	2:C:54:THR:HG23	1.51	0.92
3:D:132:VAL:HB	3:D:274:ILE:HA	1.51	0.92
3:D:245:LEU:HD21	4:E:255:ILE:HG13	1.51	0.92
3:F:292:THR:HA	3:F:296:ILE:HD11	1.52	0.92
1:G:409:LYS:HB3	2:H:426:THR:CG2	2.00	0.92
3:I:7:LEU:CD1	3:I:70:ALA:HB1	2.00	0.92
4:O:305:ASN:HA	4:O:308:LEU:HD12	1.52	0.92
3:P:279:LEU:HA	3:P:282:MET:HB2	1.52	0.92
3:S:263:LEU:HD11	4:T:266:PHE:CZ	2.04	0.92
4:Y:247:GLY:H	4:Y:250:LYS:NZ	1.67	0.92

Continued on next page...

Continued from previous page...

Atom-1	Atom-2	Interatomic distance (Å)	Clash overlap (Å)
2:C:87:ILE:HD12	2:C:110:VAL:CB	1.98	0.92
2:C:278:LEU:C	2:C:278:LEU:HD12	1.90	0.92
3:D:118:TRP:HE1	3:D:120:PRO:HB3	1.33	0.92
4:E:91:LEU:HB2	4:E:95:VAL:HG23	1.49	0.92
4:E:414:SER:N	4:E:416:VAL:HG13	1.84	0.92
3:F:136:PRO:HA	3:F:277:TYR:OH	1.69	0.92
3:I:78:ILE:HD11	3:I:110:LEU:HG	1.51	0.92
3:I:263:LEU:HD11	4:J:266:PHE:CZ	2.04	0.92
3:K:136:PRO:HA	3:K:277:TYR:OH	1.69	0.92
3:K:238:ASP:HB3	1:L:306:HIS:CE1	2.03	0.92
3:K:292:THR:CA	3:K:296:ILE:HD11	1.98	0.92
2:M:148:PHE:HB2	2:M:215:VAL:HG22	1.48	0.92
4:O:110:TYR:HD1	4:O:111:ASN:H	1.09	0.92
4:O:135:PRO:CG	4:O:137:ASP:O	2.18	0.92
1:Q:223:TYR:O	1:Q:226:VAL:HG22	1.70	0.92
3:S:118:TRP:HE1	3:S:120:PRO:HB3	1.33	0.92
1:V:160:HIS:HB2	1:V:195:LYS:HE2	1.52	0.92
4:Y:250:LYS:HB3	4:Y:253:LEU:HD23	1.50	0.92
3:Z:187:TRP:CE2	3:Z:196:THR:HG23	2.05	0.92
2:1:434:LYS:CD	2:1:435:GLU:HG3	2.00	0.92
3:2:102:ILE:HG13	4:3:98:GLN:HE22	1.25	0.92
4:3:305:ASN:HA	4:3:308:LEU:HD12	1.52	0.92
4:3:436:ASN:HA	4:3:439:TRP:HE1	1.34	0.92
3:D:53:ASN:HB2	3:D:123:ILE:HG12	1.51	0.92
3:D:131:ILE:HD11	3:D:133:THR:HB	1.52	0.92
1:G:307:ARG:O	1:G:307:ARG:HG2	1.70	0.92
2:H:65:HIS:H	2:H:65:HIS:HD2	1.14	0.92
3:I:38:ILE:CA	3:I:169:THR:HG21	1.99	0.92
3:I:118:TRP:HE1	3:I:120:PRO:HB3	1.33	0.92
3:I:245:LEU:HD21	4:J:255:ILE:HG13	1.51	0.92
4:J:71:TYR:HD1	4:J:111:ASN:HB2	1.35	0.92
3:K:59:GLN:HE22	3:K:117:MET:CG	1.83	0.92
3:P:217:ASN:O	3:P:221:PRO:HD3	1.69	0.92
1:Q:46:LYS:HB2	1:Q:278:PRO:CD	1.99	0.92
1:Q:288:MET:O	1:Q:291:VAL:HG12	1.69	0.92
2:R:93:VAL:CG1	2:R:151:LEU:HD13	1.98	0.92
3:X:131:ILE:HD11	3:X:133:THR:HB	1.52	0.92
2:1:162:LEU:HB2	2:1:199:LYS:HB3	1.52	0.92
3:2:187:TRP:CZ3	3:2:189:TYR:HD2	1.86	0.92
4:3:135:PRO:CG	4:3:137:ASP:O	2.18	0.92
3:A:59:GLN:HE22	3:A:117:MET:CG	1.83	0.92

Continued on next page...

Continued from previous page...

Atom-1	Atom-2	Interatomic distance (Å)	Clash overlap (Å)
3:A:229:THR:HA	3:A:232:VAL:HB	1.51	0.92
2:H:229:VAL:O	2:H:233:ILE:HG12	1.70	0.92
2:H:312:PHE:HE1	2:H:456:LEU:HD13	1.28	0.92
1:L:241:LEU:HG	1:L:248:LYS:HB2	1.51	0.92
3:P:406:ILE:HA	3:P:409:ILE:HD11	1.49	0.92
2:R:83:ARG:HB3	2:R:84:PRO:HD2	1.51	0.92
3:S:7:LEU:CD1	3:S:70:ALA:HB1	2.00	0.92
3:S:261:VAL:CA	3:S:264:ILE:HD12	1.99	0.92
3:S:391:GLU:HA	3:S:394:ASN:OD1	1.68	0.92
4:T:185:ILE:HG12	4:T:214:ILE:CG2	1.99	0.92
2:W:67:LEU:HD21	2:W:112:VAL:HG13	1.52	0.92
2:1:42:LEU:HG	2:1:54:THR:HG23	1.51	0.91
2:1:312:PHE:HZ	2:1:456:LEU:HD22	1.34	0.91
3:2:135:PHE:CB	3:2:209:ARG:HB3	2.00	0.91
3:2:137:PHE:HB3	3:2:435:GLN:HB2	1.49	0.91
3:A:41:ILE:HD11	3:A:51:GLU:HB3	1.50	0.91
3:A:292:THR:CA	3:A:296:ILE:HD11	1.99	0.91
2:C:67:LEU:HD21	2:C:112:VAL:HG13	1.52	0.91
3:D:7:LEU:CD1	3:D:70:ALA:HB1	2.00	0.91
3:D:38:ILE:CA	3:D:169:THR:HG21	1.99	0.91
3:D:40:LEU:HD13	3:D:52:THR:HB	1.52	0.91
4:E:472:ASN:O	4:E:476:GLU:HG3	1.70	0.91
1:G:9:SER:HA	1:G:12:PHE:CD1	2.05	0.91
3:I:135:PHE:CB	3:I:209:ARG:HB3	2.00	0.91
3:K:406:ILE:HA	3:K:409:ILE:HD11	1.49	0.91
2:M:229:VAL:O	2:M:233:ILE:HG12	1.70	0.91
3:N:53:ASN:HB2	3:N:123:ILE:HG12	1.51	0.91
3:P:145:LYS:HG3	3:P:202:THR:CG2	2.00	0.91
1:Q:160:HIS:HB2	1:Q:195:LYS:HE2	1.52	0.91
1:Q:241:LEU:HG	1:Q:248:LYS:HB2	1.52	0.91
3:S:203:TYR:N	3:S:203:TYR:CD1	2.34	0.91
3:U:136:PRO:HG3	3:U:274:ILE:CG2	1.99	0.91
4:Y:71:TYR:HD1	4:Y:111:ASN:HB2	1.35	0.91
4:Y:185:ILE:HG12	4:Y:214:ILE:CG2	1.99	0.91
3:D:391:GLU:HA	3:D:394:ASN:OD1	1.68	0.91
3:F:187:TRP:CE2	3:F:196:THR:HG23	2.05	0.91
3:F:250:LEU:HD11	3:F:296:ILE:HG21	1.52	0.91
1:G:160:HIS:HB2	1:G:195:LYS:HE2	1.52	0.91
1:G:279:ILE:CG2	1:G:280:ILE:H	1.81	0.91
3:K:149:TRP:CH2	4:O:120:PRO:HD3	2.06	0.91
2:M:42:LEU:HD22	2:M:190:TRP:CH2	2.05	0.91

Continued on next page...

Continued from previous page...

Atom-1	Atom-2	Interatomic distance (Å)	Clash overlap (Å)
3:N:131:ILE:HD11	3:N:133:THR:HB	1.52	0.91
3:N:135:PHE:CB	3:N:209:ARG:HB3	2.00	0.91
3:P:41:ILE:HD11	3:P:51:GLU:HB3	1.50	0.91
3:P:136:PRO:HG3	3:P:274:ILE:CG2	2.00	0.91
3:P:136:PRO:HA	3:P:277:TYR:OH	1.69	0.91
3:P:149:TRP:CH2	4:T:120:PRO:HD3	2.05	0.91
2:R:162:LEU:CD1	2:R:217:PHE:HE1	1.83	0.91
3:S:31:ILE:HG22	3:S:158:ILE:HG23	1.52	0.91
3:S:53:ASN:HB2	3:S:123:ILE:HG12	1.51	0.91
3:S:135:PHE:CB	3:S:209:ARG:HB3	2.00	0.91
4:T:247:GLY:H	4:T:250:LYS:NZ	1.67	0.91
3:U:149:TRP:CH2	4:Y:120:PRO:HD3	2.06	0.91
3:U:251:LEU:HD22	4:Y:260:ALA:HB3	1.52	0.91
3:X:78:ILE:HD11	3:X:110:LEU:HG	1.51	0.91
3:X:92:LEU:HD13	3:X:146:LEU:HG	1.53	0.91
3:X:118:TRP:HE1	3:X:120:PRO:HB3	1.33	0.91
3:X:263:LEU:HD11	4:Y:266:PHE:CZ	2.04	0.91
4:Y:91:LEU:HB2	4:Y:95:VAL:HG23	1.49	0.91
4:Y:472:ASN:O	4:Y:476:GLU:HG3	1.70	0.91
1:0:9:SER:HA	1:0:12:PHE:CD1	2.05	0.91
3:2:64:ARG:HA	3:2:66:ARG:HH11	1.16	0.91
3:2:391:GLU:HA	3:2:394:ASN:OD1	1.68	0.91
1:B:223:TYR:O	1:B:226:VAL:HG22	1.70	0.91
4:E:436:ASN:HA	4:E:439:TRP:HE1	1.34	0.91
2:H:18:ASN:HB3	2:H:21:VAL:HB	1.49	0.91
2:H:94:LEU:HB2	2:H:98:ASN:HB2	1.51	0.91
3:I:31:ILE:HG22	3:I:158:ILE:HG23	1.52	0.91
1:L:223:TYR:O	1:L:226:VAL:HG22	1.70	0.91
2:M:97:ASN:HD21	2:M:146:LEU:HG	1.34	0.91
3:N:7:LEU:CD1	3:N:70:ALA:HB1	2.00	0.91
3:P:41:ILE:CG1	3:P:51:GLU:HB3	1.99	0.91
2:R:144:CYS:SG	2:R:146:LEU:HD11	2.11	0.91
3:S:131:ILE:HD11	3:S:133:THR:HB	1.52	0.91
3:U:279:LEU:HA	3:U:282:MET:HB2	1.52	0.91
1:B:46:LYS:HB2	1:B:278:PRO:CD	1.99	0.91
1:B:288:MET:O	1:B:291:VAL:HG12	1.69	0.91
3:D:416:LEU:HA	3:D:419:ILE:HG13	1.53	0.91
2:H:141:TRP:CZ3	2:H:223:ARG:HB3	2.04	0.91
3:I:40:LEU:HD13	3:I:52:THR:HB	1.52	0.91
4:J:135:PRO:CG	4:J:137:ASP:O	2.18	0.91
3:K:145:LYS:HG3	3:K:202:THR:CG2	2.01	0.91

Continued on next page...

Continued from previous page...

Atom-1	Atom-2	Interatomic distance (Å)	Clash overlap (Å)
2:R:42:LEU:HD22	2:R:190:TRP:CH2	2.05	0.91
4:T:71:TYR:HD1	4:T:111:ASN:HB2	1.35	0.91
1:V:409:LYS:HB3	2:W:426:THR:CG2	2.00	0.91
2:W:162:LEU:CD1	2:W:217:PHE:HE1	1.83	0.91
2:1:83:ARG:HB3	2:1:84:PRO:HD2	1.51	0.91
2:1:148:PHE:CB	2:1:215:VAL:CG2	2.48	0.91
2:C:42:LEU:HD22	2:C:190:TRP:CH2	2.05	0.91
2:C:145:SER:C	2:C:146:LEU:HD12	1.90	0.91
3:D:102:ILE:HG13	4:E:98:GLN:HE22	1.25	0.91
4:E:110:TYR:HD1	4:E:111:ASN:H	1.09	0.91
3:F:41:ILE:CG1	3:F:51:GLU:HB3	1.99	0.91
3:F:149:TRP:CH2	4:J:120:PRO:HD3	2.06	0.91
2:H:132:ILE:O	2:H:136:TYR:HB2	1.70	0.91
3:I:261:VAL:CA	3:I:264:ILE:HD12	1.99	0.91
3:K:298:THR:HA	3:K:301:ARG:HB3	1.52	0.91
2:M:141:TRP:CZ3	2:M:223:ARG:HB3	2.04	0.91
2:M:162:LEU:CD1	2:M:217:PHE:HE1	1.83	0.91
2:M:195:LYS:HE3	2:M:217:PHE:HB3	1.53	0.91
3:P:380:LYS:HB3	1:Q:408:ILE:HD13	1.53	0.91
1:Q:279:ILE:CG2	1:Q:280:ILE:H	1.81	0.91
2:R:37:LEU:HB2	2:R:217:PHE:HE2	1.31	0.91
2:R:192:ILE:HD12	2:R:219:LEU:HD11	1.53	0.91
2:R:434:LYS:CD	2:R:435:GLU:HG3	2.00	0.91
3:S:416:LEU:HA	3:S:419:ILE:HG13	1.53	0.91
3:U:41:ILE:CG1	3:U:51:GLU:HB3	1.99	0.91
2:W:132:ILE:O	2:W:136:TYR:HB2	1.70	0.91
3:X:102:ILE:HG13	4:Y:98:GLN:HE22	1.25	0.91
3:X:416:LEU:HA	3:X:419:ILE:HG13	1.53	0.91
2:1:145:SER:C	2:1:146:LEU:HD12	1.90	0.91
3:2:38:ILE:CA	3:2:169:THR:HG21	1.99	0.91
3:2:187:TRP:CD1	3:2:197:PRO:O	2.24	0.91
4:3:247:GLY:H	4:3:250:LYS:NZ	1.67	0.91
1:B:75:ILE:CD1	1:B:78:LEU:HD13	2.01	0.91
1:B:241:LEU:HG	1:B:248:LYS:HB2	1.51	0.91
2:C:192:ILE:HD12	2:C:219:LEU:HD11	1.53	0.91
2:C:229:VAL:O	2:C:233:ILE:HG12	1.70	0.91
3:D:187:TRP:CD1	3:D:197:PRO:O	2.24	0.91
4:E:305:ASN:HA	4:E:308:LEU:HD12	1.52	0.91
3:F:59:GLN:HE22	3:F:117:MET:CG	1.83	0.91
2:H:42:LEU:HD22	2:H:190:TRP:CH2	2.05	0.91
3:I:203:TYR:N	3:I:203:TYR:CD1	2.34	0.91

Continued on next page...

Continued from previous page...

Atom-1	Atom-2	Interatomic distance (Å)	Clash overlap (Å)
3:N:38:ILE:CA	3:N:169:THR:HG21	1.99	0.91
3:N:187:TRP:CD1	3:N:197:PRO:O	2.24	0.91
3:N:245:LEU:HD21	4:O:255:ILE:HG13	1.51	0.91
3:S:187:TRP:CD1	3:S:197:PRO:O	2.24	0.91
4:T:414:SER:N	4:T:416:VAL:HG13	1.84	0.91
3:U:129:GLU:O	3:U:142:CYS:SG	2.27	0.91
2:W:192:ILE:HD12	2:W:219:LEU:HD11	1.53	0.91
2:W:278:LEU:C	2:W:278:LEU:HD12	1.90	0.91
4:Y:19:LYS:HZ2	4:Y:154:GLU:HB3	1.34	0.91
4:Y:135:PRO:CG	4:Y:137:ASP:O	2.18	0.91
1:O:409:LYS:HB3	2:1:426:THR:CG2	2.00	0.91
3:A:136:PRO:HA	3:A:277:TYR:OH	1.69	0.91
3:D:31:ILE:HG22	3:D:158:ILE:HG23	1.52	0.91
3:F:298:THR:HA	3:F:301:ARG:HB3	1.52	0.91
3:I:253:LEU:HD23	3:I:254:THR:H	1.29	0.91
3:K:41:ILE:CG1	3:K:51:GLU:HB3	1.99	0.91
2:M:110:VAL:HG13	2:M:120:TRP:HB2	1.52	0.91
2:M:144:CYS:SG	2:M:146:LEU:HD11	2.10	0.91
2:R:94:LEU:HB2	2:R:98:ASN:HB2	1.51	0.91
4:T:195:ASN:N	4:T:204:ASP:HB3	1.86	0.91
3:U:292:THR:HA	3:U:296:ILE:HD11	1.52	0.91
2:W:42:LEU:HD22	2:W:190:TRP:CH2	2.05	0.91
3:Z:59:GLN:HE22	3:Z:117:MET:CG	1.83	0.91
2:1:144:CYS:SG	2:1:146:LEU:HD11	2.11	0.91
3:A:149:TRP:CH2	4:E:120:PRO:HD3	2.05	0.91
1:B:9:SER:HA	1:B:12:PHE:CD1	2.05	0.91
2:C:83:ARG:HB3	2:C:84:PRO:HD2	1.51	0.91
2:C:251:ALA:HB2	2:C:453:ILE:HD11	1.53	0.91
2:H:145:SER:C	2:H:146:LEU:HD12	1.90	0.91
2:H:195:LYS:HE3	2:H:217:PHE:HB3	1.53	0.91
3:I:92:LEU:HD13	3:I:146:LEU:HG	1.52	0.91
3:I:94:ASN:HD22	3:I:94:ASN:C	1.72	0.91
3:K:251:LEU:HD22	4:O:260:ALA:HB3	1.52	0.91
2:M:162:LEU:HB2	2:M:199:LYS:HB3	1.52	0.91
3:N:203:TYR:N	3:N:203:TYR:CD1	2.34	0.91
3:N:416:LEU:HA	3:N:419:ILE:HG13	1.53	0.91
1:Q:141:ASN:HD21	1:Q:212:ILE:HG12	1.16	0.91
2:R:67:LEU:HD21	2:R:112:VAL:HG13	1.52	0.91
2:R:229:VAL:O	2:R:233:ILE:HG12	1.70	0.91
3:S:287:SER:HA	3:S:290:ILE:CD1	2.01	0.91
4:T:135:PRO:CG	4:T:137:ASP:O	2.18	0.91

Continued on next page...

Continued from previous page...

Atom-1	Atom-2	Interatomic distance (Å)	Clash overlap (Å)
3:U:252:SER:HB3	1:V:257:LEU:HD13	1.52	0.91
2:W:143:ASN:OD1	2:W:220:ILE:HB	1.70	0.91
3:X:31:ILE:HG22	3:X:158:ILE:HG23	1.53	0.91
4:Y:414:SER:N	4:Y:416:VAL:HG13	1.84	0.91
2:1:463:PRO:HA	2:1:466:VAL:HG23	1.51	0.91
3:2:31:ILE:HG22	3:2:158:ILE:HG23	1.52	0.91
3:F:221:PRO:HA	3:F:224:LEU:HB3	1.53	0.91
2:H:58:MET:SD	2:H:92:ILE:CD1	2.59	0.91
2:H:143:ASN:OD1	2:H:220:ILE:HB	1.70	0.91
2:H:278:LEU:HD12	2:H:278:LEU:C	1.90	0.91
3:I:53:ASN:HB2	3:I:123:ILE:HG12	1.51	0.91
3:I:187:TRP:CD1	3:I:197:PRO:O	2.24	0.91
3:K:380:LYS:HB3	1:L:408:ILE:HD13	1.53	0.91
1:L:238:VAL:HG13	1:L:248:LYS:HZ1	1.32	0.91
2:M:132:ILE:O	2:M:136:TYR:HB2	1.70	0.91
2:M:192:ILE:HD12	2:M:219:LEU:HD11	1.53	0.91
2:M:278:LEU:HD12	2:M:278:LEU:C	1.90	0.91
4:O:140:ASN:C	4:O:140:ASN:HD22	1.72	0.91
1:Q:9:SER:HA	1:Q:12:PHE:CD1	2.05	0.91
2:R:145:SER:C	2:R:146:LEU:HD12	1.90	0.91
3:U:136:PRO:HA	3:U:277:TYR:OH	1.69	0.91
3:X:187:TRP:CD1	3:X:197:PRO:O	2.24	0.91
4:Y:152:ALA:H	4:Y:205:PHE:HD1	1.18	0.91
3:Z:145:LYS:HG3	3:Z:202:THR:CG2	2.00	0.91
4:3:71:TYR:HD1	4:3:111:ASN:HB2	1.36	0.91
4:3:174:PRO:HA	4:3:177:PHE:HB3	1.53	0.91
1:B:409:LYS:HB3	2:C:426:THR:CG2	2.00	0.91
2:C:263:VAL:HG13	3:D:251:LEU:HD21	1.53	0.91
2:C:312:PHE:HZ	2:C:456:LEU:HD22	1.34	0.91
4:E:129:ILE:HA	4:E:133:TYR:HB2	1.53	0.91
1:G:75:ILE:CD1	1:G:78:LEU:HD13	2.01	0.91
3:I:132:VAL:HB	3:I:274:ILE:HA	1.51	0.91
3:K:292:THR:HA	3:K:296:ILE:HD11	1.51	0.91
1:L:409:LYS:HB3	2:M:426:THR:CG2	2.00	0.91
2:M:67:LEU:HD21	2:M:112:VAL:HG13	1.52	0.91
4:O:222:ILE:O	4:O:226:ILE:HG13	1.71	0.91
2:R:162:LEU:HB2	2:R:199:LYS:HB3	1.52	0.91
3:S:38:ILE:CA	3:S:169:THR:HG21	1.99	0.91
4:T:91:LEU:HB2	4:T:95:VAL:HG23	1.49	0.91
4:T:173:ASP:OD2	4:T:212:LEU:HD23	1.69	0.91
3:U:145:LYS:HG3	3:U:202:THR:CG2	2.00	0.91

Continued on next page...

Continued from previous page...

Atom-1	Atom-2	Interatomic distance (Å)	Clash overlap (Å)
3:U:380:LYS:HB3	1:V:408:ILE:HD13	1.53	0.91
1:V:288:MET:O	1:V:291:VAL:HG12	1.69	0.91
4:Y:195:ASN:N	4:Y:204:ASP:HB3	1.86	0.91
4:Y:436:ASN:HA	4:Y:439:TRP:HE1	1.34	0.91
3:Z:142:CYS:HB2	3:Z:205:PHE:HB2	1.53	0.91
2:1:162:LEU:CD1	2:1:217:PHE:HE1	1.83	0.90
3:2:94:ASN:HD22	3:2:94:ASN:C	1.72	0.90
2:C:58:MET:SD	2:C:92:ILE:CD1	2.59	0.90
2:C:195:LYS:HE3	2:C:217:PHE:HB3	1.53	0.90
3:D:28:PHE:HD2	3:D:157:SER:HB3	1.36	0.90
3:D:94:ASN:C	3:D:94:ASN:HD22	1.72	0.90
4:E:140:ASN:HD22	4:E:140:ASN:C	1.72	0.90
4:E:222:ILE:O	4:E:226:ILE:HG13	1.71	0.90
1:G:131:LYS:HB3	1:G:133:MET:HG3	1.53	0.90
4:J:235:LEU:HD11	4:J:257:VAL:CG1	2.01	0.90
1:L:131:LYS:HB3	1:L:133:MET:HG3	1.53	0.90
2:M:143:ASN:OD1	2:M:220:ILE:HB	1.70	0.90
3:P:250:LEU:HD11	3:P:296:ILE:HG21	1.52	0.90
3:U:221:PRO:HA	3:U:224:LEU:HB3	1.53	0.90
4:Y:174:PRO:HA	4:Y:177:PHE:HB3	1.53	0.90
4:Y:222:ILE:O	4:Y:226:ILE:HG13	1.71	0.90
1:O:257:LEU:HD13	3:Z:252:SER:HB3	1.52	0.90
3:2:41:ILE:HD12	3:2:51:GLU:O	1.72	0.90
4:3:414:SER:N	4:3:416:VAL:HG13	1.84	0.90
3:A:187:TRP:CE2	3:A:196:THR:HG23	2.05	0.90
3:A:274:ILE:CG1	3:A:277:TYR:CD1	2.55	0.90
2:C:162:LEU:HB2	2:C:199:LYS:HB3	1.52	0.90
4:E:182:GLU:HB2	4:E:216:ARG:HH21	0.78	0.90
4:E:195:ASN:N	4:E:204:ASP:HB3	1.86	0.90
3:F:145:LYS:HG3	3:F:202:THR:CG2	2.01	0.90
3:I:239:SER:O	3:I:242:LYS:HG2	1.72	0.90
3:K:274:ILE:CG1	3:K:277:TYR:CD1	2.55	0.90
3:N:31:ILE:HG22	3:N:158:ILE:HG23	1.53	0.90
3:N:261:VAL:CA	3:N:264:ILE:HD12	1.99	0.90
4:O:129:ILE:HA	4:O:133:TYR:HB2	1.53	0.90
2:R:67:LEU:HB3	2:R:116:GLY:HA2	1.54	0.90
4:T:174:PRO:HA	4:T:177:PHE:HB3	1.53	0.90
4:T:235:LEU:HD11	4:T:257:VAL:CG1	2.01	0.90
3:U:59:GLN:HE22	3:U:117:MET:CG	1.83	0.90
1:V:9:SER:HA	1:V:12:PHE:CD1	2.05	0.90
1:V:141:ASN:HD21	1:V:212:ILE:HG12	1.16	0.90

Continued on next page...

Continued from previous page...

Atom-1	Atom-2	Interatomic distance (Å)	Clash overlap (Å)
2:W:144:CYS:SG	2:W:146:LEU:HD11	2.10	0.90
4:Y:59:TRP:HH2	4:Y:107:VAL:CG1	1.84	0.90
4:Y:235:LEU:HD11	4:Y:257:VAL:CG1	2.01	0.90
2:1:58:MET:SD	2:1:92:ILE:CD1	2.59	0.90
2:1:162:LEU:HD21	2:1:217:PHE:HZ	1.36	0.90
3:2:7:LEU:CD1	3:2:70:ALA:HB1	2.00	0.90
3:A:298:THR:HA	3:A:301:ARG:HB3	1.52	0.90
1:B:144:MET:CE	1:B:191:LYS:HE3	2.02	0.90
2:C:132:ILE:O	2:C:136:TYR:HB2	1.70	0.90
2:C:162:LEU:HD21	2:C:217:PHE:HZ	1.36	0.90
3:D:41:ILE:HD12	3:D:51:GLU:O	1.72	0.90
3:F:380:LYS:HB3	1:G:408:ILE:HD13	1.53	0.90
3:I:189:TYR:HA	3:I:197:PRO:HD2	1.54	0.90
3:I:283:ILE:HA	3:I:286:ILE:HD12	1.53	0.90
1:L:9:SER:HA	1:L:12:PHE:CD1	2.05	0.90
2:M:263:VAL:HG13	3:N:251:LEU:HD21	1.53	0.90
2:M:463:PRO:HA	2:M:466:VAL:HG23	1.50	0.90
3:N:132:VAL:HB	3:N:274:ILE:HA	1.51	0.90
3:N:250:LEU:HA	3:N:253:LEU:HD22	1.54	0.90
4:O:174:PRO:HA	4:O:177:PHE:HB3	1.53	0.90
4:O:436:ASN:HA	4:O:439:TRP:HE1	1.34	0.90
3:P:274:ILE:CG1	3:P:277:TYR:CD1	2.55	0.90
2:R:143:ASN:OD1	2:R:220:ILE:HB	1.70	0.90
2:R:162:LEU:HD21	2:R:217:PHE:HZ	1.36	0.90
2:R:316:THR:HG22	2:R:447:ASN:HB3	1.52	0.90
3:U:250:LEU:HD11	3:U:296:ILE:HG21	1.52	0.90
1:V:75:ILE:CD1	1:V:78:LEU:HD13	2.01	0.90
2:W:58:MET:SD	2:W:92:ILE:CD1	2.59	0.90
3:Z:250:LEU:HD11	3:Z:296:ILE:HG21	1.52	0.90
2:1:195:LYS:HE3	2:1:217:PHE:HB3	1.53	0.90
3:2:28:PHE:HD2	3:2:157:SER:HB3	1.36	0.90
4:E:247:GLY:H	4:E:250:LYS:NZ	1.67	0.90
1:G:223:TYR:O	1:G:226:VAL:HG22	1.70	0.90
2:H:162:LEU:CD1	2:H:217:PHE:HE1	1.83	0.90
4:J:472:ASN:O	4:J:476:GLU:HG3	1.70	0.90
2:M:42:LEU:HG	2:M:54:THR:HG23	1.51	0.90
2:M:145:SER:C	2:M:146:LEU:HD12	1.90	0.90
2:M:434:LYS:CD	2:M:435:GLU:HG3	2.00	0.90
4:O:59:TRP:CH2	4:O:107:VAL:HG11	2.07	0.90
3:P:89:ASP:HB2	3:P:149:TRP:CD1	2.07	0.90
3:P:107:LYS:HE2	1:Q:150:THR:CG2	1.96	0.90

Continued on next page...

Continued from previous page...

Atom-1	Atom-2	Interatomic distance (Å)	Clash overlap (Å)
2:R:58:MET:SD	2:R:92:ILE:CD1	2.59	0.90
2:R:110:VAL:HG13	2:R:120:TRP:HB2	1.52	0.90
2:R:251:ALA:HB2	2:R:453:ILE:HD11	1.53	0.90
4:T:59:TRP:CH2	4:T:107:VAL:HG11	2.07	0.90
4:T:182:GLU:HB2	4:T:216:ARG:HH21	0.78	0.90
4:T:305:ASN:HA	4:T:308:LEU:HD12	1.52	0.90
3:U:274:ILE:CG1	3:U:277:TYR:CD1	2.55	0.90
2:W:38:THR:CG2	2:W:57:TRP:HE3	1.85	0.90
2:W:67:LEU:HB3	2:W:116:GLY:HA2	1.53	0.90
2:W:229:VAL:O	2:W:233:ILE:HG12	1.70	0.90
3:X:40:LEU:HD13	3:X:52:THR:HB	1.52	0.90
4:Y:59:TRP:CH2	4:Y:107:VAL:HG11	2.07	0.90
1:O:75:ILE:CD1	1:O:78:LEU:HD13	2.01	0.90
2:1:192:ILE:HD12	2:1:219:LEU:HD11	1.53	0.90
2:1:263:VAL:HG13	3:2:251:LEU:HD21	1.53	0.90
2:1:316:THR:HG22	2:1:447:ASN:HB3	1.52	0.90
3:2:245:LEU:HD21	4:3:255:ILE:HG13	1.51	0.90
4:3:120:PRO:HD3	3:Z:149:TRP:CH2	2.06	0.90
3:A:380:LYS:HB3	1:B:408:ILE:HD13	1.53	0.90
2:C:67:LEU:HB3	2:C:116:GLY:HA2	1.54	0.90
2:C:162:LEU:CD1	2:C:217:PHE:HE1	1.83	0.90
3:D:55:ARG:HA	3:D:120:PRO:O	1.71	0.90
2:H:67:LEU:HB3	2:H:116:GLY:HA2	1.53	0.90
4:J:142:SER:OG	4:J:209:ILE:HD11	1.72	0.90
1:L:75:ILE:CD1	1:L:78:LEU:HD13	2.01	0.90
1:L:144:MET:CE	1:L:191:LYS:HE3	2.02	0.90
2:M:38:THR:CG2	2:M:57:TRP:HE3	1.85	0.90
2:M:316:THR:HG22	2:M:447:ASN:HB3	1.52	0.90
4:O:152:ALA:H	4:O:205:PHE:HD1	1.18	0.90
3:P:59:GLN:HE22	3:P:117:MET:CG	1.83	0.90
3:P:187:TRP:CE2	3:P:196:THR:HG23	2.05	0.90
2:R:263:VAL:HG13	3:S:251:LEU:HD21	1.53	0.90
3:S:132:VAL:HB	3:S:274:ILE:HA	1.51	0.90
3:S:239:SER:O	3:S:242:LYS:HG2	1.72	0.90
1:V:279:ILE:CG2	1:V:280:ILE:H	1.81	0.90
2:W:110:VAL:HG13	2:W:120:TRP:HB2	1.52	0.90
3:X:287:SER:HA	3:X:290:ILE:CD1	2.01	0.90
3:2:53:ASN:HB2	3:2:123:ILE:HG12	1.51	0.90
3:2:187:TRP:CH2	3:2:189:TYR:HB3	2.07	0.90
4:3:222:ILE:O	4:3:226:ILE:HG13	1.71	0.90
3:A:145:LYS:HG3	3:A:202:THR:CG2	2.01	0.90

Continued on next page...

Continued from previous page...

Atom-1	Atom-2	Interatomic distance (Å)	Clash overlap (Å)
2:C:38:THR:CG2	2:C:57:TRP:HE3	1.85	0.90
3:D:250:LEU:HA	3:D:253:LEU:HD22	1.54	0.90
4:E:31:THR:O	4:E:32:LEU:HD23	1.72	0.90
4:E:174:PRO:HA	4:E:177:PHE:HB3	1.53	0.90
2:H:67:LEU:HD21	2:H:112:VAL:HG13	1.52	0.90
2:H:144:CYS:SG	2:H:146:LEU:HD11	2.11	0.90
2:H:162:LEU:HB2	2:H:199:LYS:HB3	1.52	0.90
3:I:131:ILE:HD11	3:I:133:THR:HB	1.52	0.90
3:K:142:CYS:HB2	3:K:205:PHE:HB2	1.53	0.90
2:M:148:PHE:CB	2:M:215:VAL:CG2	2.48	0.90
2:M:312:PHE:HE1	2:M:456:LEU:HD13	1.28	0.90
3:N:94:ASN:C	3:N:94:ASN:HD22	1.72	0.90
2:R:278:LEU:HD12	2:R:278:LEU:C	1.90	0.90
3:S:253:LEU:HD23	3:S:254:THR:H	1.29	0.90
1:V:223:TYR:O	1:V:226:VAL:HG22	1.70	0.90
2:W:94:LEU:HB2	2:W:98:ASN:HB2	1.51	0.90
3:X:55:ARG:HA	3:X:120:PRO:O	1.71	0.90
3:2:287:SER:HA	3:2:290:ILE:CD1	2.01	0.90
4:3:59:TRP:HH2	4:3:107:VAL:CG1	1.84	0.90
3:A:142:CYS:HB2	3:A:205:PHE:HB2	1.53	0.90
4:E:59:TRP:CH2	4:E:107:VAL:HG11	2.07	0.90
3:F:252:SER:HB3	1:G:257:LEU:HD13	1.52	0.90
4:J:59:TRP:HH2	4:J:107:VAL:CG1	1.84	0.90
4:J:222:ILE:O	4:J:226:ILE:HG13	1.71	0.90
3:K:265:PRO:HA	3:K:268:SER:HB3	1.53	0.90
1:V:279:ILE:CG2	1:V:280:ILE:HD13	2.02	0.90
2:W:263:VAL:HG13	3:X:251:LEU:HD21	1.53	0.90
3:X:283:ILE:HA	3:X:286:ILE:HD12	1.53	0.90
4:Y:142:SER:OG	4:Y:209:ILE:HD11	1.72	0.90
4:Y:242:LEU:CD1	4:Y:253:LEU:HD21	2.02	0.90
4:Y:305:ASN:HA	4:Y:308:LEU:HD12	1.52	0.90
2:1:37:LEU:HB2	2:1:217:PHE:HE2	1.31	0.90
3:2:55:ARG:HA	3:2:120:PRO:O	1.71	0.90
4:3:110:TYR:HD1	4:3:111:ASN:H	1.09	0.90
2:C:142:GLN:CG	2:C:143:ASN:H	1.77	0.90
2:H:148:PHE:CB	2:H:215:VAL:CG2	2.48	0.90
2:H:162:LEU:HD21	2:H:217:PHE:HZ	1.36	0.90
3:I:170:PHE:CE2	3:I:176:TRP:NE1	2.40	0.90
4:J:247:GLY:H	4:J:250:LYS:NZ	1.67	0.90
4:O:31:THR:O	4:O:32:LEU:HD23	1.72	0.90
1:Q:75:ILE:CD1	1:Q:78:LEU:HD13	2.01	0.90

Continued on next page...

Continued from previous page...

Atom-1	Atom-2	Interatomic distance (Å)	Clash overlap (Å)
1:Q:409:LYS:HB3	2:R:426:THR:CG2	2.00	0.90
2:R:195:LYS:HE3	2:R:217:PHE:HB3	1.53	0.90
3:S:187:TRP:CH2	3:S:189:TYR:HB3	2.07	0.90
3:U:187:TRP:CE2	3:U:196:THR:HG23	2.05	0.90
2:W:145:SER:C	2:W:146:LEU:HD12	1.90	0.90
2:W:266:ALA:HB1	2:W:270:PHE:CZ	2.07	0.90
3:Z:274:ILE:CG1	3:Z:277:TYR:CD1	2.55	0.90
3:Z:292:THR:HA	3:Z:296:ILE:HD11	1.52	0.90
1:O:160:HIS:HB2	1:O:195:LYS:HE2	1.52	0.90
2:1:453:ILE:HG23	2:1:454:ASP:N	1.87	0.90
4:3:31:THR:O	4:3:32:LEU:HD23	1.72	0.90
1:B:152:ASP:HB3	1:B:203:SER:HB3	1.54	0.90
2:C:463:PRO:HA	2:C:466:VAL:HG23	1.50	0.90
3:D:92:LEU:HD13	3:D:146:LEU:HG	1.53	0.90
3:D:187:TRP:CH2	3:D:189:TYR:HB3	2.07	0.90
3:D:253:LEU:HD23	3:D:254:THR:H	1.29	0.90
4:E:67:ASN:HD22	4:E:67:ASN:H	1.02	0.90
1:G:144:MET:CE	1:G:191:LYS:HE3	2.02	0.90
4:J:247:GLY:H	4:J:250:LYS:HZ1	1.16	0.90
4:O:235:LEU:HD11	4:O:257:VAL:CG1	2.01	0.90
4:O:242:LEU:CD1	4:O:253:LEU:HD21	2.02	0.90
2:R:132:ILE:O	2:R:136:TYR:HB2	1.70	0.90
4:T:152:ALA:H	4:T:205:PHE:HD1	1.18	0.90
4:T:222:ILE:O	4:T:226:ILE:HG13	1.71	0.90
3:X:38:ILE:CA	3:X:169:THR:HG21	1.99	0.90
3:X:187:TRP:CH2	3:X:189:TYR:HB3	2.07	0.90
4:Y:129:ILE:HA	4:Y:133:TYR:HB2	1.53	0.90
2:1:110:VAL:HG13	2:1:120:TRP:HB2	1.52	0.90
2:1:143:ASN:OD1	2:1:220:ILE:HB	1.70	0.90
3:2:189:TYR:HA	3:2:197:PRO:HD2	1.54	0.90
3:2:250:LEU:HA	3:2:253:LEU:HD22	1.54	0.90
4:3:129:ILE:HA	4:3:133:TYR:HB2	1.53	0.90
4:3:140:ASN:HD22	4:3:140:ASN:C	1.72	0.90
4:3:189:PRO:CD	4:3:211:PHE:HB2	2.00	0.90
4:3:195:ASN:N	4:3:204:ASP:HB3	1.86	0.90
4:3:472:ASN:O	4:3:476:GLU:HG3	1.70	0.90
1:B:131:LYS:HB3	1:B:133:MET:HG3	1.53	0.90
2:C:162:LEU:HD21	2:C:217:PHE:CZ	2.07	0.90
4:E:242:LEU:CD1	4:E:253:LEU:HD21	2.02	0.90
3:F:265:PRO:HA	3:F:268:SER:HB3	1.53	0.90
4:J:141:CYS:HB3	4:J:212:LEU:HB2	1.54	0.90

Continued on next page...

Continued from previous page...

Atom-1	Atom-2	Interatomic distance (Å)	Clash overlap (Å)
3:K:187:TRP:CE2	3:K:196:THR:HG23	2.05	0.90
2:M:13:ILE:O	2:M:17:TYR:HB3	1.72	0.90
2:M:58:MET:SD	2:M:92:ILE:CD1	2.59	0.90
3:N:283:ILE:HA	3:N:286:ILE:HD12	1.53	0.90
3:P:256:PHE:CE1	1:Q:261:VAL:HG23	2.07	0.90
1:Q:279:ILE:CG2	1:Q:280:ILE:HD13	2.02	0.90
2:R:148:PHE:CB	2:R:215:VAL:CG2	2.48	0.90
3:S:55:ARG:HA	3:S:120:PRO:O	1.71	0.90
3:U:256:PHE:CE1	1:V:261:VAL:HG23	2.07	0.90
1:0:408:ILE:HD13	3:Z:380:LYS:HB3	1.53	0.89
3:2:239:SER:O	3:2:242:LYS:HG2	1.72	0.89
4:3:132:THR:O	4:3:134:PHE:N	2.05	0.89
3:A:251:LEU:HD22	4:E:260:ALA:HB3	1.52	0.89
2:C:13:ILE:O	2:C:17:TYR:HB3	1.72	0.89
2:C:110:VAL:HG13	2:C:120:TRP:HB2	1.52	0.89
2:C:144:CYS:SG	2:C:146:LEU:HD11	2.10	0.89
4:E:135:PRO:CG	4:E:137:ASP:O	2.18	0.89
2:H:266:ALA:HB1	2:H:270:PHE:CZ	2.07	0.89
3:I:287:SER:HA	3:I:290:ILE:CD1	2.01	0.89
1:L:216:LYS:HE3	1:L:216:LYS:N	1.87	0.89
3:P:142:CYS:HB2	3:P:205:PHE:HB2	1.53	0.89
1:Q:131:LYS:HB3	1:Q:133:MET:HG3	1.53	0.89
2:R:38:THR:CG2	2:R:57:TRP:HE3	1.85	0.89
2:R:162:LEU:HD21	2:R:217:PHE:CZ	2.07	0.89
3:U:217:ASN:O	3:U:221:PRO:HD3	1.70	0.89
3:U:265:PRO:HA	3:U:268:SER:HB3	1.53	0.89
2:1:229:VAL:O	2:1:233:ILE:HG12	1.70	0.89
4:3:235:LEU:HD11	4:3:257:VAL:CG1	2.01	0.89
3:F:278:MET:O	3:F:281:THR:HG22	1.73	0.89
2:H:37:LEU:HB2	2:H:217:PHE:HE2	1.31	0.89
2:H:110:VAL:HG13	2:H:120:TRP:HB2	1.52	0.89
3:I:55:ARG:HA	3:I:120:PRO:O	1.71	0.89
4:J:242:LEU:CD1	4:J:253:LEU:HD21	2.02	0.89
3:K:89:ASP:HB2	3:K:149:TRP:CD1	2.07	0.89
3:K:250:LEU:HD11	3:K:296:ILE:HG21	1.52	0.89
3:N:287:SER:HA	3:N:290:ILE:CD1	2.01	0.89
4:T:472:ASN:O	4:T:476:GLU:HG3	1.70	0.89
2:W:97:ASN:HD21	2:W:146:LEU:HG	1.34	0.89
2:W:162:LEU:HD21	2:W:217:PHE:CZ	2.07	0.89
2:W:195:LYS:HE3	2:W:217:PHE:HB3	1.53	0.89
3:X:239:SER:O	3:X:242:LYS:HG2	1.72	0.89

Continued on next page...

Continued from previous page...

Atom-1	Atom-2	Interatomic distance (Å)	Clash overlap (Å)
3:Z:217:ASN:O	3:Z:221:PRO:HD3	1.69	0.89
1:O:23:GLN:N	1:O:23:GLN:NE2	2.21	0.89
1:O:144:MET:CE	1:O:191:LYS:HE3	2.02	0.89
2:1:251:ALA:HB2	2:1:453:ILE:HD11	1.53	0.89
3:A:250:LEU:HD11	3:A:296:ILE:HG21	1.52	0.89
2:C:97:ASN:HD21	2:C:146:LEU:HG	1.34	0.89
3:F:256:PHE:CE1	1:G:261:VAL:HG23	2.07	0.89
1:G:238:VAL:HG13	1:G:248:LYS:HZ1	1.36	0.89
3:I:416:LEU:HA	3:I:419:ILE:HG13	1.53	0.89
4:J:195:ASN:HB3	4:J:205:PHE:N	1.87	0.89
2:M:67:LEU:HB3	2:M:116:GLY:HA2	1.54	0.89
3:N:28:PHE:HD2	3:N:157:SER:HB3	1.36	0.89
3:N:55:ARG:HA	3:N:120:PRO:O	1.71	0.89
3:S:40:LEU:HD13	3:S:52:THR:HB	1.52	0.89
4:T:59:TRP:HH2	4:T:107:VAL:CG1	1.84	0.89
1:V:144:MET:CE	1:V:191:LYS:HE3	2.02	0.89
1:O:241:LEU:HG	1:O:248:LYS:HB2	1.51	0.89
3:2:416:LEU:HA	3:2:419:ILE:HG13	1.53	0.89
4:3:59:TRP:CH2	4:3:107:VAL:HG11	2.07	0.89
1:B:95:ASN:HA	1:B:127:SER:H	1.34	0.89
4:E:59:TRP:HH2	4:E:107:VAL:CG1	1.84	0.89
4:E:284:LYS:O	4:E:287:ILE:HG23	1.72	0.89
3:F:142:CYS:HB2	3:F:205:PHE:HB2	1.53	0.89
3:F:251:LEU:HD22	4:J:260:ALA:HB3	1.52	0.89
3:P:252:SER:HB3	1:Q:257:LEU:HD13	1.52	0.89
3:P:298:THR:HA	3:P:301:ARG:HB3	1.52	0.89
3:U:89:ASP:HB2	3:U:149:TRP:CD1	2.07	0.89
1:V:131:LYS:HB3	1:V:133:MET:HG3	1.53	0.89
2:W:316:THR:HG22	2:W:447:ASN:HB3	1.52	0.89
3:X:189:TYR:HA	3:X:197:PRO:HD2	1.54	0.89
4:Y:141:CYS:HB3	4:Y:212:LEU:HB2	1.54	0.89
2:1:67:LEU:HB3	2:1:116:GLY:HA2	1.54	0.89
3:D:170:PHE:CE2	3:D:176:TRP:NE1	2.40	0.89
3:F:89:ASP:HB2	3:F:149:TRP:CD1	2.07	0.89
1:G:48:GLU:HB2	1:G:128:CYS:O	1.73	0.89
4:J:132:THR:O	4:J:134:PHE:N	2.05	0.89
4:J:284:LYS:O	4:J:287:ILE:HG23	1.72	0.89
1:L:279:ILE:CG2	1:L:280:ILE:HD13	2.02	0.89
3:N:102:ILE:HG13	4:O:98:GLN:HE22	1.25	0.89
3:N:303:PRO:HD2	3:N:400:LYS:HD3	1.54	0.89
4:O:132:THR:O	4:O:134:PHE:N	2.05	0.89

Continued on next page...

Continued from previous page...

Atom-1	Atom-2	Interatomic distance (Å)	Clash overlap (Å)
3:P:278:MET:O	3:P:281:THR:HG22	1.72	0.89
3:S:92:LEU:HD13	3:S:146:LEU:HG	1.53	0.89
4:T:141:CYS:HB3	4:T:212:LEU:HB2	1.54	0.89
1:V:131:LYS:NZ	1:V:132:VAL:HB	1.88	0.89
1:V:307:ARG:O	1:V:307:ARG:HG2	1.70	0.89
2:W:7:LEU:HD23	2:W:10:ASP:HB2	1.54	0.89
4:Y:36:LEU:HD23	4:Y:51:THR:HG21	1.55	0.89
1:O:216:LYS:HE3	1:O:216:LYS:N	1.88	0.89
2:1:266:ALA:HB1	2:1:270:PHE:CZ	2.07	0.89
3:2:170:PHE:CE2	3:2:176:TRP:NE1	2.40	0.89
4:3:152:ALA:H	4:3:205:PHE:HD1	1.18	0.89
4:3:172:ILE:HG13	4:3:174:PRO:CD	2.03	0.89
3:A:89:ASP:HB2	3:A:149:TRP:CD1	2.07	0.89
4:E:152:ALA:H	4:E:205:PHE:HD1	1.18	0.89
1:G:131:LYS:NZ	1:G:132:VAL:HB	1.88	0.89
2:H:434:LYS:CD	2:H:435:GLU:HG3	2.00	0.89
4:J:59:TRP:CH2	4:J:107:VAL:HG11	2.07	0.89
4:J:122:ILE:HD13	4:J:122:ILE:H	1.38	0.89
4:J:195:ASN:N	4:J:204:ASP:HB3	1.86	0.89
3:K:279:LEU:HA	3:K:282:MET:HB2	1.52	0.89
1:L:152:ASP:HB3	1:L:203:SER:HB3	1.54	0.89
4:O:59:TRP:HH2	4:O:107:VAL:CG1	1.84	0.89
3:P:426:PHE:HD1	3:P:427:ALA:N	1.71	0.89
1:Q:436:ASP:O	1:Q:440:LEU:HD12	1.73	0.89
4:T:132:THR:O	4:T:134:PHE:N	2.05	0.89
4:T:142:SER:OG	4:T:209:ILE:HD11	1.72	0.89
4:T:242:LEU:CD1	4:T:253:LEU:HD21	2.02	0.89
4:Y:284:LYS:O	4:Y:287:ILE:HG23	1.72	0.89
1:O:95:ASN:HA	1:O:127:SER:H	1.34	0.89
2:1:38:THR:CG2	2:1:57:TRP:HE3	1.85	0.89
4:3:44:GLU:CG	4:3:129:ILE:CB	2.46	0.89
4:3:182:GLU:HB2	4:3:216:ARG:HH21	0.78	0.89
3:D:287:SER:HA	3:D:290:ILE:CD1	2.01	0.89
4:E:195:ASN:HB3	4:E:205:PHE:N	1.87	0.89
3:F:229:THR:HA	3:F:232:VAL:HB	1.51	0.89
3:N:41:ILE:HD12	3:N:51:GLU:O	1.72	0.89
4:O:36:LEU:HD23	4:O:51:THR:HG21	1.55	0.89
4:O:195:ASN:N	4:O:204:ASP:HB3	1.86	0.89
3:P:251:LEU:HD22	4:T:260:ALA:HB3	1.52	0.89
1:Q:48:GLU:HB2	1:Q:128:CYS:O	1.73	0.89
2:R:266:ALA:HB1	2:R:270:PHE:CZ	2.07	0.89

Continued on next page...

Continued from previous page...

Atom-1	Atom-2	Interatomic distance (Å)	Clash overlap (Å)
3:S:41:ILE:HD12	3:S:51:GLU:O	1.72	0.89
3:S:238:ASP:HB3	4:T:308:LEU:CD2	2.03	0.89
4:T:36:LEU:HD23	4:T:51:THR:HG21	1.55	0.89
1:V:48:GLU:HB2	1:V:128:CYS:O	1.73	0.89
1:V:131:LYS:HD3	1:V:132:VAL:N	1.88	0.89
1:V:436:ASP:O	1:V:440:LEU:HD12	1.73	0.89
3:Z:279:LEU:HA	3:Z:282:MET:HB2	1.52	0.89
1:O:152:ASP:HB3	1:O:203:SER:HB3	1.54	0.89
1:O:279:ILE:CG2	1:O:280:ILE:HD13	2.02	0.89
3:A:292:THR:HA	3:A:296:ILE:HD11	1.52	0.89
1:B:131:LYS:CD	1:B:132:VAL:H	1.85	0.89
2:C:143:ASN:OD1	2:C:220:ILE:HB	1.70	0.89
2:C:266:ALA:HB1	2:C:270:PHE:CZ	2.07	0.89
4:E:71:TYR:HD1	4:E:111:ASN:HB2	1.36	0.89
2:H:316:THR:HG22	2:H:447:ASN:HB3	1.52	0.89
2:M:162:LEU:HD21	2:M:217:PHE:HZ	1.36	0.89
2:M:312:PHE:HZ	2:M:456:LEU:HD22	1.34	0.89
2:M:475:MET:O	2:M:478:PHE:CE1	2.26	0.89
4:O:71:TYR:HD1	4:O:111:ASN:HB2	1.35	0.89
4:O:142:SER:OG	4:O:209:ILE:HD11	1.72	0.89
4:O:189:PRO:CD	4:O:211:PHE:HB2	2.00	0.89
1:Q:144:MET:CE	1:Q:191:LYS:HE3	2.02	0.89
1:Q:152:ASP:HB3	1:Q:203:SER:HB3	1.54	0.89
1:Q:226:VAL:HG22	1:Q:227:PRO:HD3	1.55	0.89
3:X:303:PRO:HG2	3:X:400:LYS:HZ3	1.37	0.89
3:Z:298:THR:HA	3:Z:301:ARG:HB3	1.52	0.89
1:O:131:LYS:HB3	1:O:133:MET:HG3	1.53	0.89
4:3:99:PHE:HB3	4:3:102:ALA:HB3	1.55	0.89
3:A:279:LEU:HA	3:A:282:MET:HB2	1.52	0.89
1:B:279:ILE:CG2	1:B:280:ILE:HD13	2.02	0.89
3:D:239:SER:O	3:D:242:LYS:HG2	1.72	0.89
4:E:36:LEU:HD23	4:E:51:THR:HG21	1.55	0.89
4:E:132:THR:O	4:E:134:PHE:N	2.06	0.89
3:F:274:ILE:CG1	3:F:277:TYR:CD1	2.55	0.89
3:I:187:TRP:CH2	3:I:189:TYR:HB3	2.07	0.89
3:K:252:SER:HB3	1:L:257:LEU:HD13	1.52	0.89
1:L:307:ARG:HG2	1:L:307:ARG:O	1.70	0.89
3:P:265:PRO:HA	3:P:268:SER:HB3	1.53	0.89
1:Q:458:ALA:O	1:Q:462:VAL:HG23	1.73	0.89
3:S:189:TYR:HA	3:S:197:PRO:HD2	1.54	0.89
4:T:284:LYS:O	4:T:287:ILE:HG23	1.72	0.89

Continued on next page...

Continued from previous page...

Atom-1	Atom-2	Interatomic distance (Å)	Clash overlap (Å)
3:U:252:SER:OG	1:V:257:LEU:HD22	1.73	0.89
3:U:298:THR:HA	3:U:301:ARG:HB3	1.52	0.89
3:Z:89:ASP:HB2	3:Z:149:TRP:CD1	2.07	0.89
2:1:162:LEU:HD21	2:1:217:PHE:CZ	2.07	0.89
4:3:284:LYS:O	4:3:287:ILE:HG23	1.72	0.89
1:B:216:LYS:HE3	1:B:216:LYS:N	1.87	0.89
1:B:307:ARG:O	1:B:307:ARG:HG2	1.70	0.89
4:E:44:GLU:OE2	4:E:133:TYR:HD2	1.55	0.89
4:E:91:LEU:HD13	4:E:145:PHE:CB	2.03	0.89
4:E:99:PHE:HB3	4:E:102:ALA:HB3	1.55	0.89
4:E:189:PRO:CD	4:E:211:PHE:HB2	2.00	0.89
3:F:252:SER:OG	1:G:257:LEU:HD22	1.73	0.89
1:G:131:LYS:CD	1:G:132:VAL:H	1.85	0.89
2:H:38:THR:CG2	2:H:57:TRP:HE3	1.85	0.89
2:H:97:ASN:HD21	2:H:146:LEU:HG	1.34	0.89
4:J:31:THR:O	4:J:32:LEU:HD23	1.72	0.89
1:L:458:ALA:O	1:L:462:VAL:HG23	1.73	0.89
3:N:239:SER:O	3:N:242:LYS:HG2	1.72	0.89
4:O:99:PHE:HB3	4:O:102:ALA:HB3	1.55	0.89
1:Q:131:LYS:HZ2	1:Q:132:VAL:HB	1.36	0.89
3:S:303:PRO:HD2	3:S:400:LYS:HD3	1.54	0.89
1:V:226:VAL:HG22	1:V:227:PRO:HD3	1.55	0.89
1:V:458:ALA:O	1:V:462:VAL:HG23	1.74	0.89
2:W:38:THR:HG22	2:W:57:TRP:CE3	2.08	0.89
4:Y:195:ASN:HB3	4:Y:205:PHE:N	1.87	0.89
3:Z:33:VAL:CG2	3:Z:158:ILE:HG12	2.03	0.89
3:Z:265:PRO:HA	3:Z:268:SER:HB3	1.53	0.89
1:0:131:LYS:CD	1:0:132:VAL:H	1.85	0.88
2:1:132:ILE:O	2:1:136:TYR:HB2	1.70	0.88
4:3:44:GLU:OE2	4:3:133:TYR:HD2	1.55	0.88
4:3:195:ASN:HB3	4:3:205:PHE:N	1.87	0.88
3:A:265:PRO:HA	3:A:268:SER:HB3	1.53	0.88
1:B:131:LYS:NZ	1:B:132:VAL:HB	1.88	0.88
3:F:274:ILE:CG1	3:F:277:TYR:HD1	1.86	0.88
1:G:135:PHE:HB2	1:G:279:ILE:HD13	1.55	0.88
3:K:87:LEU:HD22	3:K:87:LEU:N	1.88	0.88
1:L:95:ASN:HA	1:L:127:SER:H	1.34	0.88
1:L:436:ASP:O	1:L:440:LEU:HD12	1.73	0.88
2:M:162:LEU:HD21	2:M:217:PHE:CZ	2.07	0.88
3:N:187:TRP:CH2	3:N:189:TYR:HB3	2.07	0.88
2:R:38:THR:HG22	2:R:57:TRP:CE3	2.08	0.88

Continued on next page...

Continued from previous page...

Atom-1	Atom-2	Interatomic distance (Å)	Clash overlap (Å)
4:T:44:GLU:OE2	4:T:133:TYR:HD2	1.55	0.88
3:X:137:PHE:CB	3:X:435:GLN:HB2	2.03	0.88
1:0:250:SER:HB2	3:Z:245:LEU:HD13	1.55	0.88
3:2:253:LEU:HD23	3:2:254:THR:H	1.29	0.88
4:3:44:GLU:HG3	4:3:129:ILE:HB	1.38	0.88
4:3:142:SER:OG	4:3:209:ILE:HD11	1.72	0.88
3:A:252:SER:OG	1:B:257:LEU:HD22	1.73	0.88
1:B:160:HIS:H	1:B:195:LYS:HZ3	1.20	0.88
1:B:160:HIS:HB2	1:B:195:LYS:HE2	1.52	0.88
1:B:436:ASP:O	1:B:440:LEU:HD12	1.73	0.88
1:B:459:SER:O	1:B:463:PRO:HD2	1.73	0.88
2:C:111:LEU:HB3	2:C:119:THR:OG1	1.74	0.88
2:C:452:THR:O	2:C:455:ARG:HG2	1.74	0.88
4:E:31:THR:HB	4:E:58:GLN:HB2	1.56	0.88
4:E:235:LEU:HD11	4:E:257:VAL:CG1	2.01	0.88
1:G:226:VAL:HG22	1:G:227:PRO:HD3	1.55	0.88
2:H:7:LEU:HD23	2:H:10:ASP:HB2	1.54	0.88
2:H:162:LEU:HD21	2:H:217:PHE:CZ	2.07	0.88
4:J:182:GLU:HB2	4:J:216:ARG:HH21	0.78	0.88
4:J:305:ASN:HA	4:J:308:LEU:HD12	1.52	0.88
3:K:256:PHE:CE1	1:L:261:VAL:HG23	2.07	0.88
1:L:48:GLU:HB2	1:L:128:CYS:O	1.73	0.88
3:N:238:ASP:HB3	4:O:308:LEU:CD2	2.03	0.88
4:O:172:ILE:HG13	4:O:174:PRO:CD	2.03	0.88
3:P:134:HIS:C	3:P:136:PRO:CD	2.42	0.88
2:R:13:ILE:O	2:R:17:TYR:HB3	1.72	0.88
3:S:259:VAL:HG13	3:S:262:GLU:OE1	1.73	0.88
4:T:31:THR:HB	4:T:58:GLN:HB2	1.56	0.88
1:V:152:ASP:HB3	1:V:203:SER:HB3	1.54	0.88
3:X:227:PHE:O	3:X:230:VAL:HG12	1.74	0.88
2:1:38:THR:HG22	2:1:57:TRP:CE3	2.08	0.88
3:2:17:LYS:HG2	3:2:84:ASP:CA	2.04	0.88
3:2:92:LEU:HD13	3:2:146:LEU:HG	1.53	0.88
3:2:238:ASP:HB3	4:3:308:LEU:CD2	2.03	0.88
3:A:252:SER:HB3	1:B:257:LEU:HD13	1.52	0.88
1:B:90:ILE:HG23	1:B:147:LYS:H	1.38	0.88
2:C:42:LEU:HG	2:C:54:THR:CG2	2.04	0.88
3:D:245:LEU:CD2	4:E:255:ILE:HG21	2.04	0.88
1:G:90:ILE:HG23	1:G:147:LYS:H	1.38	0.88
3:I:238:ASP:HB3	4:J:308:LEU:CD2	2.03	0.88
1:L:131:LYS:HD3	1:L:132:VAL:N	1.88	0.88

Continued on next page...

Continued from previous page...

Atom-1	Atom-2	Interatomic distance (Å)	Clash overlap (Å)
2:M:42:LEU:HG	2:M:54:THR:CG2	2.04	0.88
2:M:111:LEU:HB3	2:M:119:THR:OG1	1.74	0.88
2:M:251:ALA:HB2	2:M:453:ILE:HD11	1.53	0.88
2:M:266:ALA:HB1	2:M:270:PHE:CZ	2.07	0.88
3:N:170:PHE:CE2	3:N:176:TRP:NE1	2.40	0.88
3:N:227:PHE:O	3:N:230:VAL:HG12	1.74	0.88
1:Q:131:LYS:CD	1:Q:132:VAL:H	1.85	0.88
2:R:7:LEU:HD23	2:R:10:ASP:HB2	1.54	0.88
2:R:97:ASN:HD21	2:R:146:LEU:HG	1.34	0.88
3:S:283:ILE:HA	3:S:286:ILE:HD12	1.53	0.88
4:T:1:ASN:HD22	4:T:69:SER:N	1.72	0.88
2:W:111:LEU:HB3	2:W:119:THR:OG1	1.74	0.88
2:W:148:PHE:CB	2:W:215:VAL:CG2	2.48	0.88
2:W:162:LEU:HD21	2:W:217:PHE:HZ	1.36	0.88
4:Y:31:THR:O	4:Y:32:LEU:HD23	1.72	0.88
4:Y:132:THR:O	4:Y:134:PHE:N	2.06	0.88
3:Z:298:THR:HG23	3:Z:301:ARG:HD3	1.56	0.88
1:0:48:GLU:HB2	1:0:128:CYS:O	1.73	0.88
1:0:90:ILE:HG23	1:0:147:LYS:H	1.38	0.88
1:0:307:ARG:O	1:0:307:ARG:HG2	1.70	0.88
2:1:475:MET:O	2:1:478:PHE:CE1	2.26	0.88
3:2:245:LEU:CD2	4:3:255:ILE:HG21	2.04	0.88
3:2:283:ILE:HA	3:2:286:ILE:HD12	1.53	0.88
4:3:94:ASN:HB3	4:3:125:SER:HB3	1.56	0.88
3:A:131:ILE:HD11	3:A:140:GLN:CG	2.04	0.88
2:H:192:ILE:HD12	2:H:219:LEU:HD11	1.53	0.88
2:H:251:ALA:HB2	2:H:453:ILE:HD11	1.53	0.88
3:I:227:PHE:O	3:I:230:VAL:HG12	1.74	0.88
4:J:1:ASN:HD22	4:J:69:SER:N	1.72	0.88
3:K:224:LEU:HG	3:K:225:PHE:N	1.88	0.88
1:L:23:GLN:N	1:L:23:GLN:NE2	2.21	0.88
1:L:131:LYS:NZ	1:L:132:VAL:HB	1.88	0.88
3:N:92:LEU:HD13	3:N:146:LEU:HG	1.53	0.88
4:O:1:ASN:HD22	4:O:69:SER:N	1.72	0.88
3:P:87:LEU:HD22	3:P:87:LEU:N	1.88	0.88
2:R:452:THR:O	2:R:455:ARG:HG2	1.74	0.88
3:U:426:PHE:HD1	3:U:427:ALA:N	1.71	0.88
3:X:170:PHE:CE2	3:X:176:TRP:NE1	2.40	0.88
3:X:245:LEU:CD2	4:Y:255:ILE:HG21	2.04	0.88
4:Y:44:GLU:OE2	4:Y:133:TYR:HD2	1.55	0.88
3:Z:224:LEU:HG	3:Z:225:PHE:N	1.88	0.88

Continued on next page...

Continued from previous page...

Atom-1	Atom-2	Interatomic distance (Å)	Clash overlap (Å)
1:0:421:PHE:HA	1:0:424:LEU:HB2	1.56	0.88
2:1:180:ASP:N	2:1:195:LYS:HG2	1.89	0.88
3:A:256:PHE:CE1	1:B:261:VAL:HG23	2.07	0.88
3:D:283:ILE:HA	3:D:286:ILE:HD12	1.53	0.88
4:E:172:ILE:HG13	4:E:174:PRO:CD	2.03	0.88
1:G:142:CYS:O	1:G:210:TYR:HD1	1.57	0.88
1:G:436:ASP:O	1:G:440:LEU:HD12	1.73	0.88
2:H:42:LEU:HG	2:H:54:THR:CG2	2.04	0.88
2:H:302:VAL:O	2:H:306:CYS:SG	2.32	0.88
3:I:89:ASP:O	3:I:149:TRP:HB3	1.74	0.88
3:K:426:PHE:HD1	3:K:427:ALA:N	1.71	0.88
4:O:91:LEU:HD13	4:O:145:PHE:CB	2.03	0.88
3:P:224:LEU:HG	3:P:225:PHE:N	1.88	0.88
1:Q:258:ALA:HB3	2:R:265:LEU:HD22	1.56	0.88
2:R:42:LEU:HG	2:R:54:THR:CG2	2.04	0.88
3:S:28:PHE:HD2	3:S:157:SER:HB3	1.36	0.88
3:S:227:PHE:O	3:S:230:VAL:HG12	1.74	0.88
1:V:131:LYS:CD	1:V:132:VAL:H	1.85	0.88
2:W:434:LYS:CD	2:W:435:GLU:HG3	2.00	0.88
3:X:259:VAL:HG13	3:X:262:GLU:OE1	1.73	0.88
3:Z:278:MET:O	3:Z:281:THR:HG22	1.73	0.88
2:1:13:ILE:O	2:1:17:TYR:HB3	1.73	0.88
3:A:33:VAL:CG2	3:A:158:ILE:HG12	2.03	0.88
2:C:273:LEU:CA	2:C:276:GLN:HG2	2.03	0.88
2:C:475:MET:O	2:C:478:PHE:CE1	2.26	0.88
1:G:459:SER:O	1:G:463:PRO:HD2	1.73	0.88
2:H:475:MET:O	2:H:478:PHE:CE1	2.26	0.88
1:L:131:LYS:CD	1:L:132:VAL:H	1.85	0.88
1:Q:131:LYS:HD3	1:Q:132:VAL:N	1.88	0.88
1:Q:131:LYS:NZ	1:Q:132:VAL:HB	1.88	0.88
4:T:31:THR:O	4:T:32:LEU:HD23	1.72	0.88
4:T:129:ILE:HA	4:T:133:TYR:HB2	1.53	0.88
1:V:256:LEU:CD2	1:V:298:SER:HB2	2.04	0.88
3:Z:87:LEU:HD22	3:Z:87:LEU:N	1.88	0.88
1:0:459:SER:O	1:0:463:PRO:HD2	1.73	0.88
2:1:452:THR:O	2:1:455:ARG:HG2	1.74	0.88
1:B:48:GLU:HB2	1:B:128:CYS:O	1.73	0.88
2:C:302:VAL:O	2:C:306:CYS:SG	2.32	0.88
4:E:141:CYS:HB3	4:E:212:LEU:HB2	1.54	0.88
3:F:235:LEU:HA	1:G:306:HIS:NE2	1.89	0.88
1:G:279:ILE:CG2	1:G:280:ILE:HD13	2.02	0.88

Continued on next page...

Continued from previous page...

Atom-1	Atom-2	Interatomic distance (Å)	Clash overlap (Å)
2:H:180:ASP:N	2:H:195:LYS:HG2	1.89	0.88
3:I:17:LYS:HG2	3:I:84:ASP:CA	2.04	0.88
3:I:78:ILE:HD12	3:I:110:LEU:HB3	1.56	0.88
3:I:259:VAL:HG13	3:I:262:GLU:OE1	1.73	0.88
3:I:303:PRO:HD2	3:I:400:LYS:HD3	1.54	0.88
4:J:172:ILE:HG13	4:J:174:PRO:CD	2.03	0.88
2:M:439:TYR:O	2:M:443:VAL:HG23	1.73	0.88
3:P:221:PRO:HA	3:P:224:LEU:HB3	1.53	0.88
2:R:475:MET:HG2	2:R:476:GLY:N	1.89	0.88
3:S:17:LYS:CG	3:S:84:ASP:HA	2.04	0.88
3:U:33:VAL:CG2	3:U:158:ILE:HG12	2.03	0.88
1:V:216:LYS:HE3	1:V:216:LYS:N	1.87	0.88
2:W:302:VAL:O	2:W:306:CYS:SG	2.32	0.88
3:X:46:VAL:HG22	3:X:271:VAL:HA	1.55	0.88
4:3:31:THR:HB	4:3:58:GLN:HB2	1.56	0.88
1:B:226:VAL:HG22	1:B:227:PRO:HD3	1.55	0.88
2:C:316:THR:HG22	2:C:447:ASN:HB3	1.52	0.88
2:C:434:LYS:CD	2:C:435:GLU:HG3	2.00	0.88
4:E:142:SER:OG	4:E:209:ILE:HD11	1.72	0.88
3:F:87:LEU:HD22	3:F:87:LEU:N	1.88	0.88
4:J:91:LEU:HD13	4:J:145:PHE:CB	2.04	0.88
4:J:129:ILE:HA	4:J:133:TYR:HB2	1.53	0.88
1:L:90:ILE:HG23	1:L:147:LYS:H	1.38	0.88
1:L:160:HIS:HB2	1:L:195:LYS:HE2	1.52	0.88
1:L:421:PHE:HA	1:L:424:LEU:HB2	1.56	0.88
3:N:189:TYR:HA	3:N:197:PRO:HD2	1.54	0.88
3:N:245:LEU:CD2	4:O:255:ILE:HG21	2.04	0.88
4:O:44:GLU:CG	4:O:129:ILE:CB	2.46	0.88
3:P:252:SER:OG	1:Q:257:LEU:HD22	1.73	0.88
3:S:250:LEU:HA	3:S:253:LEU:HD22	1.54	0.88
3:U:131:ILE:HD11	3:U:140:GLN:CG	2.04	0.88
2:W:13:ILE:O	2:W:17:TYR:HB3	1.73	0.88
2:W:439:TYR:O	2:W:443:VAL:HG23	1.73	0.88
3:X:94:ASN:HD22	3:X:94:ASN:C	1.72	0.88
3:X:250:LEU:HA	3:X:253:LEU:HD22	1.54	0.88
4:Y:31:THR:HB	4:Y:58:GLN:HB2	1.56	0.88
2:1:69:TRP:CE3	2:1:73:GLU:HB3	2.09	0.88
2:1:475:MET:HG2	2:1:476:GLY:N	1.89	0.88
3:2:203:TYR:N	3:2:203:TYR:CD1	2.34	0.88
4:3:242:LEU:CD1	4:3:253:LEU:HD21	2.02	0.88
3:A:41:ILE:CD1	3:A:51:GLU:HB3	2.04	0.88

Continued on next page...

Continued from previous page...

Atom-1	Atom-2	Interatomic distance (Å)	Clash overlap (Å)
3:D:17:LYS:HG2	3:D:84:ASP:CA	2.04	0.88
3:D:227:PHE:O	3:D:230:VAL:HG12	1.74	0.88
3:F:33:VAL:CG2	3:F:158:ILE:HG12	2.03	0.88
1:G:458:ALA:O	1:G:462:VAL:HG23	1.73	0.88
2:H:263:VAL:HG13	3:I:251:LEU:HD21	1.53	0.88
3:K:41:ILE:CD1	3:K:51:GLU:HB3	2.04	0.88
3:K:252:SER:OG	1:L:257:LEU:HD22	1.73	0.88
4:O:195:ASN:HB3	4:O:205:PHE:N	1.87	0.88
1:Q:90:ILE:HG23	1:Q:147:LYS:H	1.38	0.88
1:Q:307:ARG:HG2	1:Q:307:ARG:O	1.70	0.88
2:R:302:VAL:O	2:R:306:CYS:SG	2.32	0.88
2:R:475:MET:O	2:R:478:PHE:CE1	2.26	0.88
3:U:134:HIS:C	3:U:136:PRO:CD	2.42	0.88
1:V:23:GLN:N	1:V:23:GLN:NE2	2.21	0.88
1:V:238:VAL:HG13	1:V:248:LYS:HZ1	1.39	0.88
3:X:238:ASP:HB3	4:Y:308:LEU:CD2	2.03	0.88
4:Y:311:PRO:HD2	4:Y:440:VAL:CG1	2.04	0.88
1:0:141:ASN:HA	1:0:211:LEU:O	1.74	0.88
3:A:426:PHE:HD1	3:A:427:ALA:N	1.71	0.88
2:C:439:TYR:O	2:C:443:VAL:HG23	1.73	0.88
3:F:134:HIS:C	3:F:136:PRO:CD	2.42	0.88
3:F:224:LEU:HG	3:F:225:PHE:N	1.88	0.88
1:G:216:LYS:HE3	1:G:216:LYS:N	1.87	0.88
2:H:69:TRP:CE3	2:H:73:GLU:HB3	2.09	0.88
2:H:439:TYR:O	2:H:443:VAL:HG23	1.73	0.88
4:J:31:THR:HB	4:J:58:GLN:HB2	1.56	0.88
4:J:311:PRO:HG2	4:J:440:VAL:HG22	1.56	0.88
3:K:33:VAL:CG2	3:K:158:ILE:HG12	2.03	0.88
3:K:274:ILE:CG1	3:K:277:TYR:HD1	1.87	0.88
2:M:38:THR:HG22	2:M:57:TRP:CE3	2.08	0.88
2:M:69:TRP:CE3	2:M:73:GLU:HB3	2.09	0.88
3:N:137:PHE:CB	3:N:435:GLN:HB2	2.03	0.88
1:Q:216:LYS:HE3	1:Q:216:LYS:N	1.88	0.88
1:Q:274:SER:O	1:Q:278:PRO:HD3	1.74	0.88
3:S:170:PHE:CE2	3:S:176:TRP:NE1	2.40	0.88
3:S:245:LEU:CD2	4:T:255:ILE:HG21	2.04	0.88
4:T:195:ASN:HB3	4:T:205:PHE:N	1.87	0.88
3:U:142:CYS:HB2	3:U:205:PHE:HB2	1.53	0.88
3:U:224:LEU:HG	3:U:225:PHE:N	1.88	0.88
3:U:278:MET:O	3:U:281:THR:HG22	1.73	0.88
3:U:298:THR:HG23	3:U:301:ARG:HD3	1.56	0.88

Continued on next page...

Continued from previous page...

Atom-1	Atom-2	Interatomic distance (Å)	Clash overlap (Å)
1:V:135:PHE:HB2	1:V:279:ILE:HD13	1.55	0.88
1:V:407:ALA:O	1:V:411:ILE:HG13	1.74	0.88
2:W:162:LEU:HB2	2:W:199:LYS:HB3	1.52	0.88
2:W:453:ILE:HG23	2:W:454:ASP:N	1.87	0.88
3:X:17:LYS:CG	3:X:84:ASP:HA	2.04	0.88
1:O:257:LEU:HD22	3:Z:252:SER:OG	1.73	0.87
4:3:36:LEU:HD23	4:3:51:THR:HG21	1.55	0.87
1:B:256:LEU:CD2	1:B:298:SER:HB2	2.04	0.87
2:C:69:TRP:CE3	2:C:73:GLU:HB3	2.09	0.87
2:C:148:PHE:CB	2:C:215:VAL:CG2	2.48	0.87
2:C:180:ASP:N	2:C:195:LYS:HG2	1.89	0.87
3:F:388:SER:O	3:F:391:GLU:HB3	1.75	0.87
1:G:23:GLN:N	1:G:23:GLN:NE2	2.21	0.87
1:G:256:LEU:CD2	1:G:298:SER:HB2	2.04	0.87
2:H:38:THR:HG22	2:H:57:TRP:CE3	2.08	0.87
3:K:221:PRO:HA	3:K:224:LEU:HB3	1.53	0.87
2:M:302:VAL:O	2:M:306:CYS:SG	2.32	0.87
3:N:17:LYS:CG	3:N:84:ASP:HA	2.04	0.87
4:O:122:ILE:HD13	4:O:122:ILE:H	1.38	0.87
4:O:141:CYS:HB3	4:O:212:LEU:HB2	1.54	0.87
2:R:155:ALA:HB2	2:R:211:ASN:HA	1.56	0.87
2:R:273:LEU:CA	2:R:276:GLN:HG2	2.03	0.87
2:R:439:TYR:O	2:R:443:VAL:HG23	1.73	0.87
2:R:453:ILE:HG23	2:R:454:ASP:N	1.87	0.87
3:S:89:ASP:O	3:S:149:TRP:HB3	1.74	0.87
3:X:37:LEU:HD12	3:X:53:ASN:O	1.74	0.87
3:X:89:ASP:O	3:X:149:TRP:HB3	1.74	0.87
4:Y:94:ASN:HB3	4:Y:125:SER:HB3	1.56	0.87
3:Z:274:ILE:CG1	3:Z:277:TYR:HD1	1.87	0.87
1:O:261:VAL:HG23	3:Z:256:PHE:CE1	2.07	0.87
4:3:91:LEU:HD13	4:3:145:PHE:CB	2.03	0.87
3:A:221:PRO:HA	3:A:224:LEU:HB3	1.53	0.87
1:B:23:GLN:N	1:B:23:GLN:NE2	2.21	0.87
2:C:159:SER:CA	2:C:213:GLN:HG3	2.04	0.87
3:D:137:PHE:CB	3:D:435:GLN:HB2	2.03	0.87
3:D:238:ASP:HB3	4:E:308:LEU:CD2	2.03	0.87
3:F:131:ILE:HD11	3:F:140:GLN:CG	2.04	0.87
1:G:131:LYS:HD3	1:G:132:VAL:N	1.88	0.87
2:H:13:ILE:O	2:H:17:TYR:HB3	1.72	0.87
2:H:453:ILE:HG23	2:H:454:ASP:N	1.87	0.87
3:I:41:ILE:HD12	3:I:51:GLU:O	1.72	0.87

Continued on next page...

Continued from previous page...

Atom-1	Atom-2	Interatomic distance (Å)	Clash overlap (Å)
3:I:137:PHE:CB	3:I:435:GLN:HB2	2.03	0.87
4:J:283:GLY:O	4:J:287:ILE:HG22	1.74	0.87
3:K:131:ILE:HD11	3:K:140:GLN:CG	2.04	0.87
3:K:134:HIS:C	3:K:136:PRO:CD	2.42	0.87
3:K:388:SER:O	3:K:391:GLU:HB3	1.75	0.87
2:M:452:THR:O	2:M:455:ARG:HG2	1.74	0.87
3:N:89:ASP:O	3:N:149:TRP:HB3	1.74	0.87
4:O:31:THR:HB	4:O:58:GLN:HB2	1.56	0.87
3:P:192:CYS:SG	3:P:193:CYS:N	2.47	0.87
3:P:230:VAL:HG13	3:P:414:PHE:HZ	1.40	0.87
1:Q:23:GLN:N	1:Q:23:GLN:NE2	2.21	0.87
3:S:78:ILE:HD12	3:S:110:LEU:HB3	1.56	0.87
2:W:69:TRP:CE3	2:W:73:GLU:HB3	2.09	0.87
2:W:93:VAL:HG11	2:W:151:LEU:CD1	2.04	0.87
2:W:475:MET:O	2:W:478:PHE:CE1	2.26	0.87
3:X:78:ILE:HD12	3:X:110:LEU:HB3	1.56	0.87
3:Z:221:PRO:HA	3:Z:224:LEU:HB3	1.53	0.87
3:Z:426:PHE:HD1	3:Z:427:ALA:N	1.71	0.87
1:0:131:LYS:HD3	1:0:132:VAL:N	1.88	0.87
4:3:260:ALA:HB3	3:Z:251:LEU:HD22	1.52	0.87
2:C:38:THR:HG22	2:C:57:TRP:CE3	2.08	0.87
3:I:245:LEU:CD2	4:J:255:ILE:HG21	2.04	0.87
4:J:44:GLU:O	4:J:129:ILE:HG13	1.75	0.87
3:K:278:MET:O	3:K:281:THR:HG22	1.73	0.87
1:L:256:LEU:CD2	1:L:298:SER:HB2	2.04	0.87
2:M:273:LEU:CA	2:M:276:GLN:HG2	2.03	0.87
4:O:284:LYS:O	4:O:287:ILE:HG23	1.72	0.87
3:P:274:ILE:CG1	3:P:277:TYR:HD1	1.86	0.87
1:Q:256:LEU:CD2	1:Q:298:SER:HB2	2.04	0.87
2:R:69:TRP:CE3	2:R:73:GLU:HB3	2.09	0.87
3:S:261:VAL:HA	3:S:264:ILE:CD1	2.02	0.87
4:T:91:LEU:HD13	4:T:145:PHE:CB	2.03	0.87
3:X:30:ASP:O	3:X:60:TRP:HB2	1.74	0.87
3:Z:134:HIS:C	3:Z:136:PRO:CD	2.42	0.87
1:0:306:HIS:NE2	3:Z:235:LEU:HA	1.89	0.87
2:1:439:TYR:O	2:1:443:VAL:HG23	1.73	0.87
3:2:46:VAL:HG22	3:2:271:VAL:HA	1.55	0.87
3:A:87:LEU:HD22	3:A:87:LEU:N	1.88	0.87
3:A:278:MET:O	3:A:281:THR:HG22	1.73	0.87
1:B:141:ASN:HA	1:B:211:LEU:O	1.74	0.87
3:D:166:ASP:HB2	3:D:181:TYR:CB	2.05	0.87

Continued on next page...

Continued from previous page...

Atom-1	Atom-2	Interatomic distance (Å)	Clash overlap (Å)
4:E:1:ASN:HD22	4:E:69:SER:N	1.72	0.87
4:E:311:PRO:HG2	4:E:440:VAL:HG22	1.57	0.87
1:G:258:ALA:HB3	2:H:265:LEU:HD22	1.56	0.87
3:I:46:VAL:HG22	3:I:271:VAL:HA	1.55	0.87
3:I:250:LEU:HA	3:I:253:LEU:HD22	1.54	0.87
4:J:174:PRO:HA	4:J:177:PHE:HB3	1.53	0.87
1:L:226:VAL:HG22	1:L:227:PRO:HD3	1.55	0.87
1:L:459:SER:O	1:L:463:PRO:HD2	1.73	0.87
3:P:235:LEU:HA	1:Q:306:HIS:NE2	1.89	0.87
1:Q:135:PHE:HB2	1:Q:279:ILE:HD13	1.55	0.87
3:S:37:LEU:HD12	3:S:53:ASN:O	1.74	0.87
4:T:94:ASN:HB3	4:T:125:SER:HB3	1.56	0.87
3:U:41:ILE:CD1	3:U:51:GLU:HB3	2.04	0.87
2:W:42:LEU:HG	2:W:54:THR:CG2	2.04	0.87
4:Y:91:LEU:HD13	4:Y:145:PHE:CB	2.03	0.87
4:Y:172:ILE:HG13	4:Y:174:PRO:CD	2.03	0.87
4:Y:247:GLY:H	4:Y:250:LYS:HZ1	1.21	0.87
3:Z:131:ILE:HD11	3:Z:140:GLN:CG	2.04	0.87
2:1:42:LEU:HG	2:1:54:THR:CG2	2.04	0.87
2:1:142:GLN:CG	2:1:143:ASN:H	1.77	0.87
3:2:227:PHE:O	3:2:230:VAL:HG12	1.74	0.87
4:3:1:ASN:HD22	4:3:69:SER:N	1.72	0.87
4:3:311:PRO:HG2	4:3:440:VAL:HG22	1.57	0.87
3:A:59:GLN:NE2	3:A:117:MET:SD	2.48	0.87
3:A:274:ILE:CG1	3:A:277:TYR:HD1	1.86	0.87
1:B:274:SER:O	1:B:278:PRO:HD3	1.74	0.87
1:B:407:ALA:O	1:B:411:ILE:HG13	1.74	0.87
2:C:230:ILE:CG1	2:C:231:ASN:HD22	1.88	0.87
2:C:472:ILE:HB	2:C:475:MET:SD	2.15	0.87
3:D:187:TRP:HB2	3:D:199:LEU:CD2	2.05	0.87
2:H:159:SER:CA	2:H:213:GLN:HG3	2.04	0.87
3:I:166:ASP:HB2	3:I:181:TYR:CB	2.05	0.87
3:K:235:LEU:HA	1:L:306:HIS:NE2	1.89	0.87
3:N:17:LYS:HG2	3:N:84:ASP:CA	2.04	0.87
3:N:236:PRO:HB3	3:N:299:HIS:HE2	1.40	0.87
1:Q:407:ALA:O	1:Q:411:ILE:HG13	1.74	0.87
2:R:159:SER:CA	2:R:213:GLN:HG3	2.04	0.87
4:T:283:GLY:O	4:T:287:ILE:HG22	1.75	0.87
2:W:475:MET:HG2	2:W:476:GLY:N	1.89	0.87
3:2:261:VAL:HA	3:2:264:ILE:CD1	2.02	0.87
3:A:134:HIS:C	3:A:136:PRO:CD	2.42	0.87

Continued on next page...

Continued from previous page...

Atom-1	Atom-2	Interatomic distance (Å)	Clash overlap (Å)
3:F:426:PHE:HD1	3:F:427:ALA:N	1.71	0.87
1:G:141:ASN:HA	1:G:211:LEU:O	1.74	0.87
4:J:152:ALA:H	4:J:205:PHE:HD1	1.18	0.87
4:J:178:THR:HG22	4:J:180:ASN:H	1.40	0.87
3:K:192:CYS:SG	3:K:193:CYS:N	2.47	0.87
1:L:135:PHE:HB2	1:L:279:ILE:HD13	1.55	0.87
1:L:141:ASN:HA	1:L:211:LEU:O	1.74	0.87
3:P:388:SER:O	3:P:391:GLU:HB3	1.75	0.87
2:R:312:PHE:HZ	2:R:456:LEU:HD22	1.34	0.87
4:T:107:VAL:HG13	4:T:117:TRP:CB	2.05	0.87
4:T:311:PRO:HD2	4:T:440:VAL:CG1	2.04	0.87
3:U:192:CYS:SG	3:U:193:CYS:N	2.47	0.87
1:V:409:LYS:CB	2:W:426:THR:HG21	2.05	0.87
3:X:41:ILE:HD12	3:X:51:GLU:O	1.72	0.87
3:X:166:ASP:HB2	3:X:181:TYR:CB	2.05	0.87
1:0:458:ALA:O	1:0:462:VAL:HG23	1.73	0.87
2:1:31:VAL:HG11	2:1:88:TRP:HH2	1.40	0.87
2:1:111:LEU:HB3	2:1:119:THR:OG1	1.73	0.87
2:1:159:SER:CA	2:1:213:GLN:HG3	2.04	0.87
2:1:472:ILE:HB	2:1:475:MET:SD	2.15	0.87
3:2:30:ASP:O	3:2:60:TRP:HB2	1.74	0.87
3:2:45:GLU:O	3:2:130:ILE:HG13	1.75	0.87
3:2:259:VAL:HG13	3:2:262:GLU:OE1	1.73	0.87
4:3:44:GLU:O	4:3:129:ILE:HG13	1.75	0.87
4:3:122:ILE:HD13	4:3:122:ILE:H	1.38	0.87
3:F:298:THR:HG23	3:F:301:ARG:HD3	1.56	0.87
1:G:409:LYS:CB	2:H:426:THR:HG21	2.05	0.87
2:H:142:GLN:CG	2:H:143:ASN:H	1.77	0.87
2:H:230:ILE:CG1	2:H:231:ASN:HD22	1.88	0.87
2:H:251:ALA:HB1	2:H:453:ILE:HD11	1.56	0.87
3:I:28:PHE:HD2	3:I:157:SER:HB3	1.36	0.87
3:N:37:LEU:HD12	3:N:53:ASN:O	1.74	0.87
3:N:259:VAL:HG13	3:N:262:GLU:OE1	1.73	0.87
4:O:94:ASN:HB3	4:O:125:SER:HB3	1.56	0.87
1:Q:459:SER:O	1:Q:463:PRO:HD2	1.73	0.87
2:R:93:VAL:HG11	2:R:151:LEU:CD1	2.04	0.87
2:R:230:ILE:CG1	2:R:231:ASN:HD22	1.88	0.87
4:T:99:PHE:HB3	4:T:102:ALA:HB3	1.55	0.87
2:W:102:TYR:O	2:W:102:TYR:CD1	2.28	0.87
2:W:251:ALA:HB2	2:W:453:ILE:HD11	1.53	0.87
3:X:28:PHE:HD2	3:X:157:SER:HB3	1.36	0.87

Continued on next page...

Continued from previous page...

Atom-1	Atom-2	Interatomic distance (Å)	Clash overlap (Å)
3:Z:145:LYS:C	3:Z:146:LEU:HD12	1.95	0.87
1:O:274:SER:O	1:O:278:PRO:HD3	1.74	0.87
3:2:303:PRO:HD2	3:2:400:LYS:HD3	1.54	0.87
2:C:7:LEU:HD23	2:C:10:ASP:HB2	1.54	0.87
3:D:17:LYS:CG	3:D:84:ASP:HA	2.04	0.87
3:F:230:VAL:HG13	3:F:414:PHE:HZ	1.40	0.87
2:H:93:VAL:HG11	2:H:151:LEU:CD1	2.05	0.87
3:I:37:LEU:HD12	3:I:53:ASN:O	1.74	0.87
4:J:44:GLU:OE2	4:J:133:TYR:HD2	1.55	0.87
3:K:59:GLN:NE2	3:K:117:MET:SD	2.48	0.87
3:N:45:GLU:O	3:N:130:ILE:HG13	1.75	0.87
4:O:182:GLU:HB2	4:O:216:ARG:HH21	0.78	0.87
3:P:131:ILE:HD11	3:P:140:GLN:CG	2.04	0.87
3:S:94:ASN:C	3:S:94:ASN:HD22	1.72	0.87
4:T:172:ILE:HG13	4:T:174:PRO:CD	2.03	0.87
4:T:189:PRO:CD	4:T:211:PHE:HB2	2.00	0.87
3:U:245:LEU:HD13	1:V:250:SER:HB2	1.55	0.87
3:U:274:ILE:CG1	3:U:277:TYR:HD1	1.87	0.87
1:V:90:ILE:HG23	1:V:147:LYS:H	1.38	0.87
3:X:187:TRP:HB2	3:X:199:LEU:CD2	2.05	0.87
4:Y:122:ILE:HD13	4:Y:122:ILE:H	1.38	0.87
4:Y:283:GLY:O	4:Y:287:ILE:HG22	1.75	0.87
1:O:131:LYS:NZ	1:O:132:VAL:HB	1.88	0.87
1:O:135:PHE:HB2	1:O:279:ILE:HD13	1.55	0.87
3:2:37:LEU:HD12	3:2:53:ASN:O	1.74	0.87
3:2:137:PHE:CB	3:2:435:GLN:HB2	2.03	0.87
4:3:141:CYS:HB3	4:3:212:LEU:HB2	1.54	0.87
4:3:311:PRO:HD2	4:3:440:VAL:CG1	2.04	0.87
3:A:298:THR:HG23	3:A:301:ARG:HD3	1.56	0.87
1:B:421:PHE:HA	1:B:424:LEU:HB2	1.56	0.87
3:D:89:ASP:O	3:D:149:TRP:HB3	1.74	0.87
3:F:41:ILE:HD11	3:F:51:GLU:CB	2.04	0.87
3:F:41:ILE:CD1	3:F:51:GLU:HB3	2.04	0.87
1:G:274:SER:O	1:G:278:PRO:HD3	1.74	0.87
2:H:80:LEU:O	2:H:112:VAL:HB	1.75	0.87
2:M:453:ILE:HG23	2:M:454:ASP:N	1.87	0.87
4:O:107:VAL:HG13	4:O:117:TRP:CB	2.05	0.87
3:P:145:LYS:C	3:P:146:LEU:HD12	1.95	0.87
2:R:80:LEU:O	2:R:112:VAL:HB	1.75	0.87
2:R:111:LEU:HB3	2:R:119:THR:OG1	1.74	0.87
4:T:311:PRO:HG2	4:T:440:VAL:HG22	1.57	0.87

Continued on next page...

Continued from previous page...

Atom-1	Atom-2	Interatomic distance (Å)	Clash overlap (Å)
1:V:160:HIS:H	1:V:195:LYS:HZ3	1.20	0.87
2:W:155:ALA:HB2	2:W:211:ASN:HA	1.56	0.87
2:W:180:ASP:N	2:W:195:LYS:HG2	1.89	0.87
4:Y:149:THR:HG23	4:Y:150:TYR:N	1.89	0.87
1:O:436:ASP:O	1:O:440:LEU:HD12	1.73	0.86
3:A:192:CYS:SG	3:A:193:CYS:N	2.47	0.86
2:C:453:ILE:HG23	2:C:454:ASP:N	1.87	0.86
3:D:45:GLU:O	3:D:130:ILE:HG13	1.75	0.86
3:D:259:VAL:HG13	3:D:262:GLU:OE1	1.73	0.86
4:E:19:LYS:HZ2	4:E:154:GLU:HB3	1.33	0.86
4:E:94:ASN:HB3	4:E:125:SER:HB3	1.56	0.86
4:E:311:PRO:HD2	4:E:440:VAL:CG1	2.04	0.86
1:G:160:HIS:H	1:G:195:LYS:HZ3	1.23	0.86
1:G:201:ASP:OD1	1:G:202:PRO:HD2	1.75	0.86
2:H:452:THR:O	2:H:455:ARG:HG2	1.74	0.86
3:I:17:LYS:CG	3:I:84:ASP:HA	2.04	0.86
3:K:145:LYS:C	3:K:146:LEU:HD12	1.95	0.86
3:K:245:LEU:HD13	1:L:250:SER:HB2	1.55	0.86
3:K:298:THR:HG23	3:K:301:ARG:HD3	1.56	0.86
4:O:311:PRO:HG2	4:O:440:VAL:HG22	1.57	0.86
3:P:298:THR:HG23	3:P:301:ARG:HD3	1.56	0.86
2:R:58:MET:SD	2:R:92:ILE:HD11	2.15	0.86
3:S:137:PHE:CB	3:S:435:GLN:HB2	2.03	0.86
3:U:41:ILE:HD11	3:U:51:GLU:CB	2.04	0.86
3:U:87:LEU:HD22	3:U:87:LEU:N	1.88	0.86
3:X:17:LYS:HG2	3:X:84:ASP:CA	2.04	0.86
4:Y:44:GLU:O	4:Y:129:ILE:HG13	1.75	0.86
3:Z:57:ARG:HD3	3:Z:161:GLU:HG2	1.57	0.86
1:O:256:LEU:CD2	1:O:298:SER:HB2	2.04	0.86
2:1:7:LEU:HD23	2:1:10:ASP:HB2	1.54	0.86
2:1:69:TRP:HB3	2:1:73:GLU:CB	2.05	0.86
2:1:97:ASN:HD21	2:1:146:LEU:HG	1.34	0.86
2:1:155:ALA:HB2	2:1:211:ASN:HA	1.56	0.86
2:1:273:LEU:CA	2:1:276:GLN:HG2	2.03	0.86
3:2:166:ASP:HB2	3:2:181:TYR:CB	2.05	0.86
1:B:131:LYS:HD3	1:B:132:VAL:N	1.88	0.86
1:B:142:CYS:O	1:B:210:TYR:HD1	1.57	0.86
1:G:152:ASP:HB3	1:G:203:SER:HB3	1.54	0.86
4:J:99:PHE:HB3	4:J:102:ALA:HB3	1.55	0.86
1:L:160:HIS:H	1:L:195:LYS:HZ3	1.18	0.86
1:L:407:ALA:O	1:L:411:ILE:HG13	1.74	0.86

Continued on next page...

Continued from previous page...

Atom-1	Atom-2	Interatomic distance (Å)	Clash overlap (Å)
2:M:230:ILE:CG1	2:M:231:ASN:HD22	1.88	0.86
3:N:166:ASP:HB2	3:N:181:TYR:CB	2.05	0.86
4:O:247:GLY:H	4:O:250:LYS:HZ1	1.17	0.86
3:P:33:VAL:CG2	3:P:158:ILE:HG12	2.03	0.86
3:P:41:ILE:CD1	3:P:51:GLU:HB3	2.04	0.86
3:S:379:VAL:HA	3:S:382:ILE:CG1	2.05	0.86
3:U:230:VAL:HG13	3:U:414:PHE:HZ	1.40	0.86
3:U:235:LEU:HA	1:V:306:HIS:NE2	1.89	0.86
2:W:452:THR:O	2:W:455:ARG:HG2	1.74	0.86
3:Z:41:ILE:CD1	3:Z:51:GLU:HB3	2.04	0.86
2:1:230:ILE:CG1	2:1:231:ASN:HD22	1.88	0.86
2:1:251:ALA:HB1	2:1:453:ILE:HD11	1.56	0.86
4:3:247:GLY:H	4:3:250:LYS:HZ1	1.17	0.86
4:3:283:GLY:O	4:3:287:ILE:HG22	1.75	0.86
3:A:235:LEU:HA	1:B:306:HIS:NE2	1.89	0.86
3:D:46:VAL:HG22	3:D:271:VAL:HA	1.55	0.86
3:D:189:TYR:HA	3:D:197:PRO:HD2	1.54	0.86
4:E:44:GLU:CG	4:E:129:ILE:CB	2.46	0.86
4:E:283:GLY:O	4:E:287:ILE:HG22	1.75	0.86
2:H:69:TRP:HB3	2:H:73:GLU:CB	2.05	0.86
3:I:30:ASP:O	3:I:60:TRP:HB2	1.75	0.86
3:K:41:ILE:HD11	3:K:51:GLU:CB	2.04	0.86
1:L:274:SER:O	1:L:278:PRO:HD3	1.74	0.86
2:M:7:LEU:HD23	2:M:10:ASP:HB2	1.54	0.86
2:M:102:TYR:O	2:M:102:TYR:CD1	2.28	0.86
3:P:41:ILE:HD11	3:P:51:GLU:CB	2.04	0.86
1:Q:142:CYS:O	1:Q:210:TYR:HD1	1.57	0.86
1:Q:409:LYS:CB	2:R:426:THR:HG21	2.05	0.86
3:S:17:LYS:HG2	3:S:84:ASP:CA	2.04	0.86
4:T:44:GLU:O	4:T:129:ILE:HG13	1.75	0.86
3:U:15:TYR:OH	3:U:84:ASP:HB3	1.76	0.86
3:U:45:GLU:HB2	3:U:209:ARG:NH1	1.90	0.86
2:W:159:SER:CA	2:W:213:GLN:HG3	2.04	0.86
4:Y:311:PRO:HG2	4:Y:440:VAL:HG22	1.57	0.86
3:2:187:TRP:HB2	3:2:199:LEU:CD2	2.05	0.86
1:B:458:ALA:O	1:B:462:VAL:HG23	1.73	0.86
4:E:107:VAL:HG13	4:E:117:TRP:CB	2.05	0.86
3:F:59:GLN:NE2	3:F:117:MET:SD	2.48	0.86
3:F:245:LEU:HD13	1:G:250:SER:HB2	1.55	0.86
1:G:407:ALA:O	1:G:411:ILE:HG13	1.74	0.86
2:H:58:MET:SD	2:H:92:ILE:HD11	2.15	0.86

Continued on next page...

Continued from previous page...

Atom-1	Atom-2	Interatomic distance (Å)	Clash overlap (Å)
2:H:111:LEU:HB3	2:H:119:THR:OG1	1.74	0.86
1:L:272:GLU:HA	1:L:275:LEU:CG	2.06	0.86
2:M:159:SER:CA	2:M:213:GLN:HG3	2.04	0.86
4:O:311:PRO:HD2	4:O:440:VAL:CG1	2.04	0.86
1:Q:421:PHE:HA	1:Q:424:LEU:HB2	1.56	0.86
2:R:102:TYR:O	2:R:102:TYR:CD1	2.28	0.86
2:R:180:ASP:N	2:R:195:LYS:HG2	1.89	0.86
1:V:459:SER:O	1:V:463:PRO:HD2	1.73	0.86
2:W:58:MET:SD	2:W:92:ILE:HD11	2.15	0.86
2:W:80:LEU:O	2:W:112:VAL:HB	1.75	0.86
2:W:472:ILE:HB	2:W:475:MET:SD	2.15	0.86
3:X:379:VAL:HA	3:X:382:ILE:CG1	2.05	0.86
4:Y:1:ASN:HD22	4:Y:69:SER:N	1.72	0.86
1:O:152:ASP:HB3	1:O:203:SER:CB	2.06	0.86
3:2:89:ASP:O	3:2:149:TRP:HB3	1.74	0.86
4:3:149:THR:HG23	4:3:150:TYR:N	1.89	0.86
3:A:45:GLU:HB2	3:A:209:ARG:NH1	1.91	0.86
3:A:245:LEU:HD13	1:B:250:SER:HB2	1.55	0.86
1:B:23:GLN:NE2	1:B:23:GLN:H	1.74	0.86
2:C:80:LEU:O	2:C:112:VAL:HB	1.75	0.86
2:C:102:TYR:O	2:C:102:TYR:CD1	2.28	0.86
3:F:15:TYR:OH	3:F:84:ASP:HB3	1.76	0.86
1:L:201:ASP:OD1	1:L:202:PRO:HD2	1.75	0.86
1:L:409:LYS:CB	2:M:426:THR:HG21	2.05	0.86
2:M:58:MET:SD	2:M:92:ILE:HD11	2.15	0.86
3:P:245:LEU:HD13	1:Q:250:SER:HB2	1.55	0.86
3:S:166:ASP:HB2	3:S:181:TYR:CB	2.05	0.86
3:S:259:VAL:HA	3:S:262:GLU:CD	1.96	0.86
4:T:268:ILE:HG13	4:T:269:ALA:N	1.91	0.86
3:U:388:SER:O	3:U:391:GLU:HB3	1.75	0.86
2:W:273:LEU:CA	2:W:276:GLN:HG2	2.03	0.86
3:Z:45:GLU:HB2	3:Z:209:ARG:NH1	1.90	0.86
1:O:131:LYS:HZ2	1:O:132:VAL:HB	1.37	0.86
1:O:226:VAL:HG22	1:O:227:PRO:HD3	1.55	0.86
3:2:259:VAL:HA	3:2:262:GLU:CD	1.96	0.86
4:3:240:TYR:CD2	4:3:453:ILE:HG12	2.11	0.86
3:A:15:TYR:OH	3:A:84:ASP:HB3	1.76	0.86
3:A:230:VAL:HG13	3:A:414:PHE:HZ	1.40	0.86
1:B:91:VAL:HA	1:B:96:ASN:ND2	1.91	0.86
1:B:201:ASP:OD1	1:B:202:PRO:HD2	1.75	0.86
1:B:409:LYS:CB	2:C:426:THR:HG21	2.05	0.86

Continued on next page...

Continued from previous page...

Atom-1	Atom-2	Interatomic distance (Å)	Clash overlap (Å)
2:C:58:MET:SD	2:C:92:ILE:HD11	2.15	0.86
3:D:303:PRO:HD2	3:D:400:LYS:HD3	1.54	0.86
4:J:94:ASN:HB3	4:J:125:SER:HB3	1.56	0.86
2:M:180:ASP:N	2:M:195:LYS:HG2	1.89	0.86
2:M:475:MET:HG2	2:M:476:GLY:N	1.89	0.86
3:N:46:VAL:HG22	3:N:271:VAL:HA	1.55	0.86
3:N:78:ILE:HD12	3:N:110:LEU:HB3	1.56	0.86
3:N:379:VAL:HA	3:N:382:ILE:CG1	2.05	0.86
3:P:107:LYS:C	3:P:108:LEU:HD23	1.96	0.86
3:U:59:GLN:NE2	3:U:117:MET:SD	2.48	0.86
1:V:142:CYS:O	1:V:210:TYR:HD1	1.57	0.86
1:V:258:ALA:HB3	2:W:265:LEU:HD22	1.56	0.86
3:Z:107:LYS:C	3:Z:108:LEU:HD23	1.96	0.86
3:2:419:ILE:O	3:2:423:VAL:HG23	1.76	0.86
3:A:57:ARG:HD3	3:A:161:GLU:HG2	1.57	0.86
1:B:152:ASP:HB3	1:B:203:SER:CB	2.06	0.86
3:D:107:LYS:NZ	4:E:149:THR:HA	1.91	0.86
4:E:44:GLU:O	4:E:129:ILE:HG13	1.75	0.86
3:F:35:LEU:HD21	3:F:37:LEU:HD23	1.58	0.86
2:H:38:THR:OG1	2:H:178:ILE:HD13	1.76	0.86
1:L:91:VAL:HA	1:L:96:ASN:ND2	1.91	0.86
3:N:245:LEU:HD21	4:O:255:ILE:HG21	1.57	0.86
3:N:419:ILE:O	3:N:423:VAL:HG23	1.76	0.86
3:P:59:GLN:NE2	3:P:117:MET:SD	2.48	0.86
2:R:251:ALA:HB1	2:R:453:ILE:HD11	1.56	0.86
3:S:187:TRP:HB2	3:S:199:LEU:CD2	2.05	0.86
3:S:236:PRO:HB3	3:S:299:HIS:HE2	1.40	0.86
4:T:149:THR:HG23	4:T:150:TYR:N	1.89	0.86
3:U:35:LEU:HD21	3:U:37:LEU:HD23	1.58	0.86
3:X:419:ILE:O	3:X:423:VAL:HG23	1.76	0.86
4:Y:268:ILE:HG13	4:Y:269:ALA:N	1.91	0.86
3:Z:59:GLN:NE2	3:Z:117:MET:SD	2.48	0.86
3:A:41:ILE:HD11	3:A:51:GLU:CB	2.04	0.86
3:A:107:LYS:C	3:A:108:LEU:HD23	1.96	0.86
3:D:30:ASP:O	3:D:60:TRP:HB2	1.74	0.86
3:F:145:LYS:C	3:F:146:LEU:HD12	1.95	0.86
3:I:167:LEU:CD1	3:I:178:MET:CB	2.54	0.86
3:I:224:LEU:HD21	4:J:297:VAL:HG11	1.57	0.86
3:I:303:PRO:HG2	3:I:400:LYS:HZ3	1.40	0.86
4:J:240:TYR:CD2	4:J:453:ILE:HG12	2.11	0.86
4:J:311:PRO:HD2	4:J:440:VAL:CG1	2.04	0.86

Continued on next page...

Continued from previous page...

Atom-1	Atom-2	Interatomic distance (Å)	Clash overlap (Å)
1:L:23:GLN:NE2	1:L:23:GLN:H	1.74	0.86
1:L:144:MET:HE3	1:L:191:LYS:HE3	1.56	0.86
2:M:472:ILE:HB	2:M:475:MET:SD	2.15	0.86
1:Q:201:ASP:OD1	1:Q:202:PRO:HD2	1.75	0.86
3:U:397:GLU:O	3:U:400:LYS:HB2	1.76	0.86
4:Y:99:PHE:HB3	4:Y:102:ALA:HB3	1.55	0.86
4:Y:262:THR:CB	4:Y:265:LEU:HD12	2.06	0.86
3:Z:41:ILE:HD11	3:Z:51:GLU:CB	2.04	0.86
2:1:80:LEU:O	2:1:112:VAL:HB	1.75	0.86
2:1:102:TYR:O	2:1:102:TYR:CD1	2.28	0.86
2:1:302:VAL:O	2:1:306:CYS:SG	2.32	0.86
3:2:78:ILE:HD12	3:2:110:LEU:HB3	1.56	0.86
3:A:145:LYS:C	3:A:146:LEU:HD12	1.95	0.86
3:A:224:LEU:HG	3:A:225:PHE:N	1.88	0.86
2:C:31:VAL:HG11	2:C:88:TRP:HH2	1.40	0.86
2:C:69:TRP:HB3	2:C:73:GLU:CB	2.05	0.86
3:D:37:LEU:HD12	3:D:53:ASN:O	1.74	0.86
3:D:236:PRO:HB3	3:D:299:HIS:HE2	1.40	0.86
4:E:262:THR:CB	4:E:265:LEU:HD12	2.06	0.86
4:E:271:LYS:HB2	4:E:271:LYS:NZ	1.91	0.86
3:F:148:ILE:HD11	3:F:156:VAL:CG1	2.05	0.86
3:F:397:GLU:O	3:F:400:LYS:HB2	1.76	0.86
1:G:272:GLU:HA	1:G:275:LEU:CG	2.06	0.86
2:H:31:VAL:HG11	2:H:88:TRP:HH2	1.40	0.86
2:H:155:ALA:HB2	2:H:211:ASN:HA	1.56	0.86
3:I:45:GLU:O	3:I:130:ILE:HG13	1.75	0.86
3:I:187:TRP:HB2	3:I:199:LEU:CD2	2.05	0.86
2:M:80:LEU:O	2:M:112:VAL:HB	1.75	0.86
3:N:187:TRP:HB2	3:N:199:LEU:CD2	2.05	0.86
4:O:44:GLU:O	4:O:129:ILE:HG13	1.75	0.86
2:R:311:ASN:O	2:R:315:ARG:CB	2.24	0.86
3:S:46:VAL:HG22	3:S:271:VAL:HA	1.55	0.86
2:W:230:ILE:CG1	2:W:231:ASN:HD22	1.88	0.86
3:Z:148:ILE:CG2	3:Z:198:TYR:HB2	2.06	0.86
3:Z:388:SER:O	3:Z:391:GLU:HB3	1.74	0.86
1:0:23:GLN:NE2	1:0:23:GLN:H	1.74	0.86
4:3:110:TYR:HD1	4:3:111:ASN:N	1.74	0.86
3:A:388:SER:O	3:A:391:GLU:HB3	1.75	0.86
1:B:135:PHE:HB2	1:B:279:ILE:HD13	1.55	0.86
1:B:272:GLU:HA	1:B:275:LEU:CG	2.06	0.86
2:C:475:MET:HG2	2:C:476:GLY:N	1.89	0.86

Continued on next page...

Continued from previous page...

Atom-1	Atom-2	Interatomic distance (Å)	Clash overlap (Å)
3:D:419:ILE:O	3:D:423:VAL:HG23	1.76	0.86
4:E:178:THR:HG22	4:E:180:ASN:H	1.40	0.86
1:G:144:MET:HE3	1:G:191:LYS:HE3	1.58	0.86
3:I:236:PRO:HB3	3:I:299:HIS:HE2	1.40	0.86
4:J:433:GLY:O	4:J:436:ASN:HB2	1.76	0.86
2:M:311:ASN:O	2:M:315:ARG:CB	2.24	0.86
3:N:107:LYS:NZ	4:O:149:THR:HA	1.91	0.86
3:N:134:HIS:HE1	3:N:209:ARG:HD3	1.40	0.86
3:N:259:VAL:HA	3:N:262:GLU:CD	1.96	0.86
4:O:283:GLY:O	4:O:287:ILE:HG22	1.74	0.86
1:Q:141:ASN:HA	1:Q:211:LEU:O	1.74	0.86
2:R:69:TRP:HB3	2:R:73:GLU:CB	2.05	0.86
3:S:30:ASP:O	3:S:60:TRP:HB2	1.74	0.86
3:S:160:PRO:HD3	3:S:185:LYS:CB	2.06	0.86
4:T:433:GLY:O	4:T:436:ASN:HB2	1.76	0.86
4:Y:178:THR:HG22	4:Y:180:ASN:H	1.40	0.86
1:O:407:ALA:O	1:O:411:ILE:HG13	1.74	0.85
3:2:236:PRO:HB3	3:2:299:HIS:HE2	1.40	0.85
4:3:260:ALA:CB	3:Z:251:LEU:CD2	2.54	0.85
2:C:12:LEU:HD12	2:C:16:LYS:CG	2.06	0.85
2:C:93:VAL:HG11	2:C:151:LEU:CD1	2.04	0.85
3:D:78:ILE:HD12	3:D:110:LEU:HB3	1.56	0.85
3:D:379:VAL:HA	3:D:382:ILE:CG1	2.05	0.85
4:E:433:GLY:O	4:E:436:ASN:HB2	1.76	0.85
3:I:379:VAL:HA	3:I:382:ILE:CG1	2.05	0.85
3:K:148:ILE:HD11	3:K:156:VAL:CG1	2.05	0.85
3:K:251:LEU:CD2	4:O:260:ALA:CB	2.54	0.85
3:P:35:LEU:HD21	3:P:37:LEU:HD23	1.58	0.85
1:Q:160:HIS:H	1:Q:195:LYS:HZ3	1.23	0.85
2:R:142:GLN:CG	2:R:143:ASN:H	1.77	0.85
1:V:23:GLN:NE2	1:V:23:GLN:H	1.73	0.85
1:V:91:VAL:HA	1:V:96:ASN:ND2	1.91	0.85
1:V:421:PHE:HA	1:V:424:LEU:HB2	1.56	0.85
2:W:69:TRP:HB3	2:W:73:GLU:CB	2.05	0.85
3:X:107:LYS:NZ	4:Y:149:THR:HA	1.91	0.85
1:O:272:GLU:HA	1:O:275:LEU:CG	2.06	0.85
3:2:17:LYS:CG	3:2:84:ASP:HA	2.04	0.85
3:A:148:ILE:HD11	3:A:156:VAL:CG1	2.05	0.85
3:A:149:TRP:CZ2	4:E:120:PRO:HD3	2.12	0.85
2:C:311:ASN:O	2:C:315:ARG:CB	2.24	0.85
3:D:419:ILE:HD12	3:D:420:ILE:N	1.91	0.85

Continued on next page...

Continued from previous page...

Atom-1	Atom-2	Interatomic distance (Å)	Clash overlap (Å)
4:E:149:THR:HG23	4:E:150:TYR:N	1.89	0.85
3:F:148:ILE:CG2	3:F:198:TYR:HB2	2.06	0.85
1:G:91:VAL:HA	1:G:96:ASN:ND2	1.91	0.85
3:I:419:ILE:HD12	3:I:420:ILE:N	1.91	0.85
1:L:142:CYS:O	1:L:210:TYR:HD1	1.57	0.85
1:L:152:ASP:HB3	1:L:203:SER:CB	2.06	0.85
1:L:258:ALA:HB3	2:M:265:LEU:HD22	1.56	0.85
2:M:12:LEU:HB2	2:M:16:LYS:HG2	1.57	0.85
2:M:31:VAL:HG11	2:M:88:TRP:HH2	1.40	0.85
3:N:261:VAL:HA	3:N:264:ILE:CD1	2.02	0.85
4:O:433:GLY:O	4:O:436:ASN:HB2	1.76	0.85
1:Q:91:VAL:HA	1:Q:96:ASN:ND2	1.91	0.85
2:R:38:THR:OG1	2:R:178:ILE:HD13	1.76	0.85
2:R:472:ILE:HB	2:R:475:MET:SD	2.15	0.85
4:T:122:ILE:HD13	4:T:122:ILE:H	1.38	0.85
4:T:178:THR:HG22	4:T:180:ASN:H	1.40	0.85
3:X:259:VAL:HA	3:X:262:GLU:CD	1.96	0.85
3:Z:148:ILE:HD11	3:Z:156:VAL:CG1	2.05	0.85
3:Z:397:GLU:O	3:Z:400:LYS:HB2	1.76	0.85
1:0:91:VAL:HA	1:0:96:ASN:ND2	1.91	0.85
1:0:409:LYS:CB	2:1:426:THR:HG21	2.05	0.85
2:1:311:ASN:O	2:1:315:ARG:CB	2.24	0.85
3:2:107:LYS:NZ	4:3:149:THR:HA	1.91	0.85
4:3:120:PRO:HD3	3:Z:149:TRP:CZ2	2.12	0.85
4:3:271:LYS:HB2	4:3:271:LYS:NZ	1.91	0.85
3:A:397:GLU:O	3:A:400:LYS:HB2	1.76	0.85
3:D:146:LEU:HD13	3:D:203:TYR:CE1	2.12	0.85
4:E:110:TYR:HD1	4:E:111:ASN:N	1.74	0.85
3:F:149:TRP:CZ2	4:J:120:PRO:HD3	2.12	0.85
3:I:259:VAL:HA	3:I:262:GLU:CD	1.96	0.85
4:J:271:LYS:HB2	4:J:271:LYS:NZ	1.91	0.85
3:K:16:ASN:HB2	3:K:19:ILE:HD12	1.59	0.85
2:M:69:TRP:HB3	2:M:73:GLU:CB	2.05	0.85
3:P:15:TYR:OH	3:P:84:ASP:HB3	1.76	0.85
3:P:148:ILE:HD11	3:P:156:VAL:CG1	2.05	0.85
1:Q:23:GLN:NE2	1:Q:23:GLN:H	1.74	0.85
2:R:63:TYR:CE1	2:R:116:GLY:HA3	2.11	0.85
3:S:45:GLU:O	3:S:130:ILE:HG13	1.75	0.85
3:S:419:ILE:O	3:S:423:VAL:HG23	1.76	0.85
4:T:240:TYR:CD2	4:T:453:ILE:HG12	2.11	0.85
3:U:145:LYS:C	3:U:146:LEU:HD12	1.95	0.85

Continued on next page...

Continued from previous page...

Atom-1	Atom-2	Interatomic distance (Å)	Clash overlap (Å)
2:W:311:ASN:O	2:W:315:ARG:CB	2.24	0.85
3:Z:188:VAL:O	3:Z:197:PRO:HB2	1.76	0.85
1:0:160:HIS:H	1:0:195:LYS:HZ3	1.22	0.85
3:2:432:GLU:HG2	3:2:435:GLN:HE21	1.40	0.85
4:3:178:THR:HG22	4:3:180:ASN:H	1.40	0.85
3:A:16:ASN:HB2	3:A:19:ILE:HD12	1.59	0.85
2:H:102:TYR:O	2:H:102:TYR:CD1	2.28	0.85
4:J:36:LEU:HD23	4:J:51:THR:HG21	1.55	0.85
4:J:262:THR:CB	4:J:265:LEU:HD12	2.06	0.85
3:K:230:VAL:HG13	3:K:414:PHE:HZ	1.40	0.85
2:M:12:LEU:HD12	2:M:16:LYS:CG	2.06	0.85
4:O:110:TYR:HD1	4:O:111:ASN:N	1.74	0.85
1:Q:152:ASP:HB3	1:Q:203:SER:CB	2.06	0.85
3:S:257:LEU:HD12	3:S:258:LEU:N	1.92	0.85
1:V:141:ASN:HA	1:V:211:LEU:O	1.74	0.85
1:V:274:SER:O	1:V:278:PRO:HD3	1.74	0.85
2:W:12:LEU:HD12	2:W:16:LYS:CG	2.06	0.85
3:X:160:PRO:HD3	3:X:185:LYS:CB	2.06	0.85
1:0:144:MET:HE3	1:0:191:LYS:HE3	1.58	0.85
1:0:201:ASP:OD1	1:0:202:PRO:HD2	1.75	0.85
1:0:258:ALA:HB3	2:1:265:LEU:HD22	1.56	0.85
3:2:146:LEU:HD13	3:2:203:TYR:CE1	2.12	0.85
3:D:257:LEU:HD12	3:D:258:LEU:N	1.92	0.85
4:E:122:ILE:HD13	4:E:122:ILE:H	1.38	0.85
3:I:35:LEU:HD11	3:I:54:VAL:HG11	1.58	0.85
3:K:15:TYR:OH	3:K:84:ASP:HB3	1.76	0.85
2:M:155:ALA:HB2	2:M:211:ASN:HA	1.56	0.85
3:N:30:ASP:O	3:N:60:TRP:HB2	1.74	0.85
3:N:432:GLU:HG2	3:N:435:GLN:HE21	1.40	0.85
4:O:44:GLU:OE2	4:O:133:TYR:HD2	1.55	0.85
4:O:268:ILE:HG13	4:O:269:ALA:N	1.91	0.85
4:O:271:LYS:HB2	4:O:271:LYS:NZ	1.91	0.85
3:U:107:LYS:C	3:U:108:LEU:HD23	1.96	0.85
1:V:152:ASP:HB3	1:V:203:SER:CB	2.06	0.85
2:W:38:THR:OG1	2:W:178:ILE:HD13	1.76	0.85
3:X:134:HIS:HE1	3:X:209:ARG:HD3	1.40	0.85
3:X:224:LEU:HD21	4:Y:297:VAL:HG11	1.57	0.85
3:2:134:HIS:HE1	3:2:209:ARG:HD3	1.41	0.85
4:3:433:GLY:O	4:3:436:ASN:HB2	1.76	0.85
3:D:160:PRO:HD3	3:D:185:LYS:CB	2.06	0.85
3:F:188:VAL:O	3:F:197:PRO:HB2	1.76	0.85

Continued on next page...

Continued from previous page...

Atom-1	Atom-2	Interatomic distance (Å)	Clash overlap (Å)
1:G:226:VAL:CG2	1:G:227:PRO:HD3	2.07	0.85
2:H:273:LEU:CA	2:H:276:GLN:HG2	2.03	0.85
3:I:146:LEU:HD13	3:I:203:TYR:CE1	2.12	0.85
3:K:107:LYS:C	3:K:108:LEU:HD23	1.96	0.85
3:K:149:TRP:CZ2	4:O:120:PRO:HD3	2.12	0.85
1:L:442:ILE:O	1:L:446:MET:HG2	1.76	0.85
2:M:93:VAL:HG11	2:M:151:LEU:CD1	2.04	0.85
3:N:257:LEU:HD12	3:N:258:LEU:N	1.92	0.85
4:O:240:TYR:CD2	4:O:453:ILE:HG12	2.10	0.85
3:U:148:ILE:HD11	3:U:156:VAL:CG1	2.05	0.85
3:U:226:SER:O	3:U:230:VAL:HG23	1.77	0.85
2:W:19:LYS:HD2	2:W:19:LYS:O	1.77	0.85
2:W:251:ALA:HB1	2:W:453:ILE:HD11	1.56	0.85
3:X:146:LEU:HD13	3:X:203:TYR:CE1	2.12	0.85
4:Y:240:TYR:CD2	4:Y:453:ILE:HG12	2.11	0.85
3:Z:235:LEU:HD21	3:Z:242:LYS:HG3	1.58	0.85
1:O:9:SER:HA	1:O:12:PHE:HE1	1.41	0.85
2:1:58:MET:SD	2:1:92:ILE:HD11	2.15	0.85
2:1:93:VAL:HG11	2:1:151:LEU:CD1	2.04	0.85
3:2:68:ASN:HB2	3:2:69:PRO:CD	2.07	0.85
4:3:197:GLN:HG2	4:3:198:LEU:H	1.41	0.85
2:C:38:THR:OG1	2:C:178:ILE:HD13	1.76	0.85
2:C:56:VAL:HG13	2:C:126:PHE:HE2	1.42	0.85
4:E:250:LYS:HD2	4:E:253:LEU:HD22	1.59	0.85
3:F:128:CYS:HB3	3:F:144:MET:CE	2.07	0.85
2:H:63:TYR:CE1	2:H:116:GLY:HA3	2.12	0.85
2:H:472:ILE:HB	2:H:475:MET:SD	2.15	0.85
3:I:257:LEU:HD12	3:I:258:LEU:N	1.92	0.85
4:J:238:LEU:C	4:J:242:LEU:HD23	1.97	0.85
2:M:35:LEU:HD22	2:M:215:VAL:HG11	1.59	0.85
3:N:167:LEU:CD1	3:N:178:MET:CB	2.54	0.85
3:N:252:SER:CB	4:O:259:LEU:HD22	2.07	0.85
4:O:178:THR:HG22	4:O:180:ASN:H	1.40	0.85
3:P:188:VAL:O	3:P:197:PRO:HB2	1.76	0.85
3:U:148:ILE:CG2	3:U:198:TYR:HB2	2.06	0.85
3:U:190:TYR:HB2	3:U:192:CYS:SG	2.17	0.85
1:V:226:VAL:CG2	1:V:227:PRO:HD3	2.07	0.85
1:V:442:ILE:O	1:V:446:MET:HG2	1.76	0.85
3:X:303:PRO:HD2	3:X:400:LYS:HD3	1.54	0.85
3:Z:16:ASN:HB2	3:Z:19:ILE:HD12	1.59	0.85
1:O:142:CYS:O	1:O:210:TYR:HD1	1.57	0.85

Continued on next page...

Continued from previous page...

Atom-1	Atom-2	Interatomic distance (Å)	Clash overlap (Å)
4:3:262:THR:CB	4:3:265:LEU:HD12	2.06	0.85
4:3:283:GLY:C	4:3:284:LYS:HE3	1.97	0.85
3:A:226:SER:O	3:A:230:VAL:HG23	1.77	0.85
1:B:226:VAL:CG2	1:B:227:PRO:HD3	2.07	0.85
4:E:127:CYS:SG	4:E:143:LEU:HG	2.17	0.85
4:E:197:GLN:HG2	4:E:198:LEU:H	1.41	0.85
3:F:192:CYS:SG	3:F:193:CYS:N	2.47	0.85
1:G:9:SER:HA	1:G:12:PHE:HE1	1.41	0.85
2:H:475:MET:HG2	2:H:476:GLY:N	1.89	0.85
3:I:49:ILE:HG21	3:I:125:LYS:HZ2	1.39	0.85
3:I:134:HIS:HE1	3:I:209:ARG:HD3	1.40	0.85
1:L:226:VAL:CG2	1:L:227:PRO:HD3	2.07	0.85
1:Q:226:VAL:CG2	1:Q:227:PRO:HD3	2.07	0.85
2:R:12:LEU:HD12	2:R:16:LYS:CG	2.06	0.85
4:T:127:CYS:SG	4:T:143:LEU:HG	2.17	0.85
4:T:250:LYS:HD2	4:T:253:LEU:HD22	1.59	0.85
3:U:251:LEU:CD2	4:Y:260:ALA:CB	2.54	0.85
1:V:198:ARG:HG3	1:V:198:ARG:HH11	1.42	0.85
2:W:33:ILE:O	2:W:160:MET:HA	1.77	0.85
2:W:241:PHE:CZ	3:X:293:VAL:HG22	2.12	0.85
2:W:312:PHE:HZ	2:W:456:LEU:HD22	1.34	0.85
3:X:236:PRO:HB3	3:X:299:HIS:HE2	1.40	0.85
3:X:257:LEU:HD12	3:X:258:LEU:N	1.92	0.85
2:1:241:PHE:CZ	3:2:293:VAL:HG22	2.12	0.85
3:2:35:LEU:HD11	3:2:54:VAL:HG11	1.58	0.85
3:2:148:ILE:HG12	3:2:151:TYR:HB2	1.58	0.85
3:2:419:ILE:HD12	3:2:420:ILE:N	1.91	0.85
3:A:35:LEU:HD21	3:A:37:LEU:HD23	1.58	0.85
3:D:167:LEU:CD1	3:D:178:MET:CB	2.54	0.85
3:D:245:LEU:HD21	4:E:255:ILE:HG21	1.57	0.85
4:E:240:TYR:CD2	4:E:453:ILE:HG12	2.11	0.85
3:I:418:CYS:O	3:I:422:THR:HB	1.77	0.85
4:J:189:PRO:CD	4:J:211:PHE:HB2	2.00	0.85
3:K:43:VAL:HG13	3:K:50:VAL:HG22	1.59	0.85
3:K:45:GLU:HB2	3:K:209:ARG:NH1	1.91	0.85
1:L:132:VAL:O	1:L:279:ILE:HG23	1.77	0.85
2:M:63:TYR:CE1	2:M:116:GLY:HA3	2.12	0.85
2:M:251:ALA:HB1	2:M:453:ILE:HD11	1.56	0.85
3:N:229:THR:HA	3:N:232:VAL:CG2	2.07	0.85
4:O:246:ALA:HB1	4:O:250:LYS:CG	2.07	0.85
1:Q:272:GLU:HA	1:Q:275:LEU:CG	2.06	0.85

Continued on next page...

Continued from previous page...

Atom-1	Atom-2	Interatomic distance (Å)	Clash overlap (Å)
2:R:241:PHE:CZ	3:S:293:VAL:HG22	2.12	0.85
3:S:134:HIS:HE1	3:S:209:ARG:HD3	1.40	0.85
4:T:246:ALA:HB1	4:T:250:LYS:CG	2.07	0.85
3:U:188:VAL:O	3:U:197:PRO:HB2	1.76	0.85
2:W:63:TYR:CE1	2:W:116:GLY:HA3	2.11	0.85
3:X:252:SER:CB	4:Y:259:LEU:HD22	2.07	0.85
4:Y:189:PRO:CD	4:Y:211:PHE:HB2	2.00	0.85
3:Z:226:SER:O	3:Z:230:VAL:HG23	1.77	0.85
2:1:35:LEU:HD22	2:1:215:VAL:HG11	1.59	0.85
3:2:86:TRP:CD2	3:2:86:TRP:O	2.30	0.85
4:3:268:ILE:HG13	4:3:269:ALA:N	1.91	0.85
3:A:148:ILE:CG2	3:A:198:TYR:HB2	2.06	0.85
1:B:132:VAL:O	1:B:279:ILE:HG23	1.77	0.85
2:C:63:TYR:CE1	2:C:116:GLY:HA3	2.11	0.85
3:F:45:GLU:HB2	3:F:209:ARG:NH1	1.90	0.85
3:F:57:ARG:HD3	3:F:161:GLU:HG2	1.57	0.85
1:G:23:GLN:NE2	1:G:23:GLN:H	1.74	0.85
1:G:198:ARG:HG3	1:G:198:ARG:HH11	1.41	0.85
3:I:87:LEU:HD12	3:I:88:PRO:HD2	1.59	0.85
3:I:377:GLU:HB2	4:J:415:CYS:HB2	1.59	0.85
4:J:148:GLN:HA	4:J:148:GLN:NE2	1.92	0.85
2:M:65:HIS:CD2	2:M:65:HIS:N	2.45	0.85
3:N:86:TRP:CD2	3:N:86:TRP:O	2.30	0.85
3:N:377:GLU:HB2	4:O:415:CYS:HB2	1.59	0.85
3:N:419:ILE:HD12	3:N:420:ILE:N	1.92	0.85
4:O:216:ARG:O	4:O:217:LYS:CG	2.25	0.85
3:P:45:GLU:HB2	3:P:209:ARG:NH1	1.91	0.85
3:P:148:ILE:CG2	3:P:198:TYR:HB2	2.06	0.85
2:W:230:ILE:HG13	2:W:231:ASN:ND2	1.92	0.85
3:X:167:LEU:CD1	3:X:178:MET:CB	2.54	0.85
3:X:418:CYS:O	3:X:422:THR:HB	1.77	0.85
3:X:419:ILE:HD12	3:X:420:ILE:N	1.91	0.85
4:Y:148:GLN:HE21	4:Y:148:GLN:HA	1.42	0.85
3:Z:192:CYS:SG	3:Z:193:CYS:N	2.47	0.85
1:0:226:VAL:CG2	1:0:227:PRO:HD3	2.07	0.84
3:2:224:LEU:HD21	4:3:297:VAL:HG11	1.57	0.84
4:3:127:CYS:SG	4:3:143:LEU:HG	2.17	0.84
4:3:135:PRO:CB	4:3:137:ASP:OD1	2.25	0.84
3:A:188:VAL:O	3:A:197:PRO:HB2	1.76	0.84
2:C:478:PHE:O	2:C:482:PRO:HD3	1.77	0.84
3:D:134:HIS:HE1	3:D:209:ARG:HD3	1.41	0.84

Continued on next page...

Continued from previous page...

Atom-1	Atom-2	Interatomic distance (Å)	Clash overlap (Å)
3:D:418:CYS:O	3:D:422:THR:HB	1.77	0.84
3:F:43:VAL:HG13	3:F:50:VAL:HG22	1.59	0.84
3:F:304:SER:H	3:F:400:LYS:HD3	1.42	0.84
1:G:421:PHE:HA	1:G:424:LEU:HB2	1.56	0.84
2:H:12:LEU:HD12	2:H:16:LYS:CG	2.06	0.84
2:H:18:ASN:HB2	2:H:21:VAL:HB	1.57	0.84
3:I:86:TRP:CD2	3:I:86:TRP:O	2.30	0.84
3:I:160:PRO:HD3	3:I:185:LYS:CB	2.06	0.84
4:J:127:CYS:SG	4:J:143:LEU:HG	2.17	0.84
3:P:57:ARG:HD3	3:P:161:GLU:HG2	1.57	0.84
1:Q:442:ILE:O	1:Q:446:MET:HG2	1.76	0.84
2:R:33:ILE:O	2:R:160:MET:HA	1.77	0.84
3:S:148:ILE:HG12	3:S:151:TYR:HB2	1.58	0.84
3:S:229:THR:HA	3:S:232:VAL:CG2	2.07	0.84
4:T:135:PRO:CB	4:T:137:ASP:OD1	2.25	0.84
4:T:262:THR:CB	4:T:265:LEU:HD12	2.06	0.84
1:V:144:MET:HE3	1:V:191:LYS:HE3	1.57	0.84
2:W:65:HIS:CD2	2:W:65:HIS:N	2.45	0.84
3:X:87:LEU:HD12	3:X:88:PRO:HD2	1.59	0.84
4:Y:246:ALA:HB1	4:Y:250:LYS:CG	2.07	0.84
1:O:238:VAL:HG13	1:O:248:LYS:HZ1	1.37	0.84
2:1:12:LEU:HD12	2:1:16:LYS:CG	2.06	0.84
4:3:107:VAL:HG13	4:3:117:TRP:CB	2.05	0.84
4:3:187:HIS:ND1	4:3:189:PRO:HG3	1.92	0.84
2:C:30:VAL:HG11	2:C:159:SER:CB	2.07	0.84
2:C:251:ALA:HB1	2:C:453:ILE:HD11	1.56	0.84
3:D:252:SER:CB	4:E:259:LEU:HD22	2.07	0.84
3:D:259:VAL:HA	3:D:262:GLU:CD	1.96	0.84
3:D:261:VAL:HA	3:D:264:ILE:CD1	2.02	0.84
3:F:274:ILE:HG13	3:F:277:TYR:HD1	1.42	0.84
1:G:152:ASP:HB3	1:G:203:SER:CB	2.06	0.84
3:I:229:THR:HA	3:I:232:VAL:CG2	2.07	0.84
4:J:292:VAL:O	4:J:296:ILE:HG23	1.78	0.84
3:K:35:LEU:HD21	3:K:37:LEU:HD23	1.58	0.84
2:M:19:LYS:O	2:M:19:LYS:HD2	1.77	0.84
4:O:261:GLN:HE22	4:O:296:ILE:CD1	1.90	0.84
4:O:262:THR:CB	4:O:265:LEU:HD12	2.06	0.84
3:P:128:CYS:HB3	3:P:144:MET:CE	2.07	0.84
2:R:65:HIS:CD2	2:R:65:HIS:N	2.45	0.84
3:S:252:SER:CB	4:T:259:LEU:HD22	2.07	0.84
3:S:377:GLU:HB2	4:T:415:CYS:HB2	1.59	0.84

Continued on next page...

Continued from previous page...

Atom-1	Atom-2	Interatomic distance (Å)	Clash overlap (Å)
3:S:418:CYS:O	3:S:422:THR:HB	1.77	0.84
3:S:419:ILE:HD12	3:S:420:ILE:N	1.92	0.84
3:X:261:VAL:HA	3:X:264:ILE:CD1	2.02	0.84
3:X:377:GLU:HB2	4:Y:415:CYS:HB2	1.59	0.84
4:Y:135:PRO:CB	4:Y:137:ASP:OD1	2.25	0.84
4:Y:271:LYS:HB2	4:Y:271:LYS:NZ	1.91	0.84
3:Z:230:VAL:HG13	3:Z:414:PHE:HZ	1.39	0.84
3:2:379:VAL:HA	3:2:382:ILE:CG1	2.05	0.84
4:3:216:ARG:O	4:3:217:LYS:CG	2.25	0.84
3:A:43:VAL:HG13	3:A:50:VAL:HG22	1.59	0.84
3:A:235:LEU:HD21	3:A:242:LYS:HG3	1.58	0.84
1:B:81:PRO:HA	1:B:107:ASN:HA	1.60	0.84
1:B:442:ILE:O	1:B:446:MET:HG2	1.76	0.84
2:C:35:LEU:HD22	2:C:215:VAL:HG11	1.59	0.84
2:C:230:ILE:HG13	2:C:231:ASN:ND2	1.92	0.84
3:D:86:TRP:CD2	3:D:86:TRP:O	2.30	0.84
4:E:32:LEU:O	4:E:33:LYS:HG3	1.78	0.84
4:E:283:GLY:C	4:E:284:LYS:HE3	1.97	0.84
3:F:107:LYS:C	3:F:108:LEU:HD23	1.96	0.84
3:F:226:SER:O	3:F:230:VAL:HG23	1.77	0.84
3:F:251:LEU:CD2	4:J:260:ALA:CB	2.54	0.84
1:G:92:LEU:HG	1:G:96:ASN:HB2	1.59	0.84
2:H:56:VAL:HG13	2:H:126:PHE:HE2	1.42	0.84
2:H:180:ASP:H	2:H:195:LYS:CB	1.90	0.84
3:I:419:ILE:O	3:I:423:VAL:HG23	1.76	0.84
3:I:432:GLU:HG2	3:I:435:GLN:HE21	1.40	0.84
3:K:128:CYS:HB3	3:K:144:MET:CE	2.07	0.84
3:N:160:PRO:HD3	3:N:185:LYS:CB	2.06	0.84
3:P:16:ASN:HB2	3:P:19:ILE:HD12	1.58	0.84
3:P:190:TYR:HB2	3:P:192:CYS:SG	2.17	0.84
2:R:30:VAL:HG11	2:R:159:SER:CB	2.07	0.84
3:S:224:LEU:HD21	4:T:297:VAL:HG11	1.57	0.84
4:Y:107:VAL:HG13	4:Y:117:TRP:CB	2.05	0.84
4:Y:127:CYS:SG	4:Y:143:LEU:HG	2.16	0.84
4:Y:433:GLY:O	4:Y:436:ASN:HB2	1.76	0.84
1:0:90:ILE:HG23	1:0:147:LYS:N	1.92	0.84
2:1:12:LEU:HB2	2:1:16:LYS:HG2	1.58	0.84
2:1:38:THR:OG1	2:1:178:ILE:HD13	1.76	0.84
4:3:238:LEU:C	4:3:242:LEU:HD23	1.97	0.84
4:3:292:VAL:O	4:3:296:ILE:HG23	1.78	0.84
2:C:180:ASP:H	2:C:195:LYS:CB	1.90	0.84

Continued on next page...

Continued from previous page...

Atom-1	Atom-2	Interatomic distance (Å)	Clash overlap (Å)
3:D:284:PHE:CE2	3:D:424:SER:HB3	2.13	0.84
4:E:261:GLN:HE22	4:E:296:ILE:CD1	1.90	0.84
1:G:132:VAL:O	1:G:279:ILE:HG23	1.77	0.84
2:H:311:ASN:O	2:H:315:ARG:CB	2.24	0.84
3:I:68:ASN:HB2	3:I:69:PRO:CD	2.07	0.84
3:I:107:LYS:NZ	4:J:149:THR:HA	1.91	0.84
3:I:252:SER:CB	4:J:259:LEU:HD22	2.07	0.84
4:J:107:VAL:HG13	4:J:117:TRP:CB	2.05	0.84
4:J:261:GLN:HE22	4:J:296:ILE:CD1	1.90	0.84
3:K:148:ILE:CG2	3:K:198:TYR:HB2	2.06	0.84
2:M:56:VAL:HG13	2:M:126:PHE:HE2	1.42	0.84
2:M:87:ILE:CD1	2:M:110:VAL:HB	2.03	0.84
4:O:127:CYS:SG	4:O:143:LEU:HG	2.16	0.84
3:P:43:VAL:HG13	3:P:50:VAL:HG22	1.59	0.84
3:P:90:LEU:CD1	3:P:100:PHE:HE2	1.91	0.84
2:R:180:ASP:H	2:R:195:LYS:CB	1.90	0.84
3:S:107:LYS:NZ	4:T:149:THR:HA	1.91	0.84
3:S:146:LEU:HD13	3:S:203:TYR:CE1	2.12	0.84
3:S:245:LEU:HD21	4:T:255:ILE:HG21	1.57	0.84
4:T:187:HIS:CE1	4:T:189:PRO:HG3	2.12	0.84
1:V:272:GLU:HA	1:V:275:LEU:CG	2.06	0.84
2:W:30:VAL:HG11	2:W:159:SER:CB	2.07	0.84
3:X:45:GLU:O	3:X:130:ILE:HG13	1.75	0.84
4:Y:148:GLN:HA	4:Y:148:GLN:NE2	1.92	0.84
1:0:92:LEU:HG	1:0:96:ASN:HB2	1.59	0.84
1:B:144:MET:HE3	1:B:191:LYS:HE3	1.57	0.84
2:C:155:ALA:HB2	2:C:211:ASN:HA	1.56	0.84
3:D:224:LEU:HD21	4:E:297:VAL:HG11	1.57	0.84
4:E:6:LEU:HD12	4:E:69:SER:OG	1.78	0.84
4:E:246:ALA:HB1	4:E:250:LYS:CG	2.07	0.84
2:H:230:ILE:HG13	2:H:231:ASN:ND2	1.92	0.84
3:I:148:ILE:HG12	3:I:151:TYR:HB2	1.58	0.84
4:J:135:PRO:CB	4:J:137:ASP:OD1	2.25	0.84
4:J:216:ARG:O	4:J:217:LYS:CG	2.25	0.84
3:K:57:ARG:HD3	3:K:161:GLU:HG2	1.57	0.84
3:K:188:VAL:O	3:K:197:PRO:HB2	1.76	0.84
1:L:11:LEU:O	1:L:15:TYR:HB3	1.78	0.84
3:N:134:HIS:HE1	3:N:209:ARG:CD	1.91	0.84
3:N:146:LEU:HD13	3:N:203:TYR:CE1	2.12	0.84
4:O:135:PRO:CB	4:O:137:ASP:OD1	2.25	0.84
1:Q:144:MET:HE3	1:Q:191:LYS:HE3	1.57	0.84

Continued on next page...

Continued from previous page...

Atom-1	Atom-2	Interatomic distance (Å)	Clash overlap (Å)
2:R:12:LEU:HB2	2:R:16:LYS:HG2	1.58	0.84
3:S:87:LEU:HD12	3:S:88:PRO:HD2	1.60	0.84
3:S:167:LEU:CD1	3:S:178:MET:CB	2.54	0.84
4:T:148:GLN:NE2	4:T:148:GLN:HA	1.92	0.84
3:U:43:VAL:CG2	3:U:50:VAL:HG22	2.07	0.84
1:V:11:LEU:O	1:V:15:TYR:HB3	1.78	0.84
2:W:56:VAL:HG13	2:W:126:PHE:HE2	1.42	0.84
4:Y:187:HIS:ND1	4:Y:189:PRO:HG3	1.92	0.84
3:Z:43:VAL:CG2	3:Z:50:VAL:HG22	2.07	0.84
3:Z:90:LEU:CD1	3:Z:100:PHE:HE2	1.91	0.84
2:1:18:ASN:HB2	2:1:21:VAL:HB	1.57	0.84
2:1:316:THR:CG2	2:1:447:ASN:CB	2.49	0.84
3:2:284:PHE:CE2	3:2:424:SER:HB3	2.13	0.84
1:B:198:ARG:HG3	1:B:198:ARG:HH11	1.41	0.84
2:C:65:HIS:CD2	2:C:65:HIS:N	2.45	0.84
3:D:68:ASN:HB2	3:D:69:PRO:CD	2.07	0.84
3:D:148:ILE:HG12	3:D:151:TYR:HB2	1.58	0.84
3:D:239:SER:HB3	4:E:314:HIS:HB2	1.60	0.84
4:E:148:GLN:HE21	4:E:148:GLN:HA	1.42	0.84
3:F:255:VAL:O	3:F:259:VAL:HG23	1.78	0.84
3:K:397:GLU:O	3:K:400:LYS:HB2	1.76	0.84
1:L:81:PRO:HA	1:L:107:ASN:HA	1.60	0.84
1:L:198:ARG:HG3	1:L:198:ARG:HH11	1.41	0.84
2:M:461:ILE:O	2:M:464:VAL:HG12	1.78	0.84
3:P:397:GLU:O	3:P:400:LYS:HB2	1.76	0.84
3:S:284:PHE:CE2	3:S:424:SER:HB3	2.13	0.84
4:T:271:LYS:HB2	4:T:271:LYS:NZ	1.91	0.84
3:U:235:LEU:HD21	3:U:242:LYS:HG3	1.59	0.84
1:V:81:PRO:HA	1:V:107:ASN:HA	1.60	0.84
2:W:273:LEU:HD23	2:W:276:GLN:CB	2.08	0.84
4:Y:238:LEU:C	4:Y:242:LEU:HD23	1.97	0.84
3:Z:15:TYR:OH	3:Z:84:ASP:HB3	1.76	0.84
3:Z:43:VAL:HG13	3:Z:50:VAL:HG22	1.59	0.84
2:1:56:VAL:HG13	2:1:126:PHE:HE2	1.42	0.84
3:2:160:PRO:HD3	3:2:185:LYS:CB	2.06	0.84
4:3:32:LEU:O	4:3:33:LYS:HG3	1.77	0.84
4:3:107:VAL:CG1	4:3:117:TRP:HB2	2.08	0.84
3:A:394:ASN:OD1	3:A:395:ALA:N	2.11	0.84
2:C:83:ARG:O	2:C:87:ILE:HG13	1.78	0.84
3:D:229:THR:HA	3:D:232:VAL:CG2	2.07	0.84
4:E:216:ARG:O	4:E:217:LYS:CG	2.25	0.84

Continued on next page...

Continued from previous page...

Atom-1	Atom-2	Interatomic distance (Å)	Clash overlap (Å)
2:H:461:ILE:O	2:H:464:VAL:HG12	1.78	0.84
4:J:39:LEU:HD23	4:J:183:TRP:CZ2	2.13	0.84
4:J:246:ALA:HB1	4:J:250:LYS:CG	2.07	0.84
3:K:43:VAL:CG2	3:K:50:VAL:HG22	2.07	0.84
3:K:56:LEU:O	3:K:119:THR:HA	1.78	0.84
3:K:226:SER:O	3:K:230:VAL:HG23	1.77	0.84
3:K:255:VAL:O	3:K:259:VAL:HG23	1.78	0.84
2:M:18:ASN:HB2	2:M:21:VAL:HB	1.57	0.84
3:P:149:TRP:CZ2	4:T:120:PRO:HD3	2.11	0.84
1:Q:81:PRO:HA	1:Q:107:ASN:HA	1.60	0.84
1:Q:238:VAL:HG13	1:Q:248:LYS:HZ1	1.39	0.84
2:R:56:VAL:HG13	2:R:126:PHE:HE2	1.42	0.84
4:T:216:ARG:O	4:T:217:LYS:CG	2.25	0.84
4:T:238:LEU:C	4:T:242:LEU:HD23	1.97	0.84
4:T:261:GLN:HE22	4:T:296:ILE:CD1	1.90	0.84
1:V:261:VAL:HG12	1:V:262:PHE:HD1	1.41	0.84
3:X:284:PHE:CE2	3:X:424:SER:HB3	2.13	0.84
4:Y:283:GLY:C	4:Y:284:LYS:HE3	1.97	0.84
1:O:132:VAL:O	1:O:279:ILE:HG23	1.77	0.84
2:1:33:ILE:O	2:1:160:MET:HA	1.77	0.84
3:2:229:THR:HA	3:2:232:VAL:CG2	2.07	0.84
3:2:245:LEU:HD21	4:3:255:ILE:HG21	1.57	0.84
3:2:418:CYS:O	3:2:422:THR:HB	1.77	0.84
4:3:6:LEU:HD12	4:3:69:SER:OG	1.78	0.84
1:B:90:ILE:HG23	1:B:147:LYS:N	1.92	0.84
2:C:18:ASN:HB2	2:C:21:VAL:HB	1.57	0.84
3:D:377:GLU:HB2	4:E:415:CYS:HB2	1.59	0.84
4:E:187:HIS:CE1	4:E:189:PRO:HG3	2.12	0.84
3:F:43:VAL:CG2	3:F:50:VAL:HG22	2.07	0.84
4:J:32:LEU:O	4:J:33:LYS:HG3	1.78	0.84
4:J:187:HIS:ND1	4:J:189:PRO:HG3	1.92	0.84
3:K:394:ASN:OD1	3:K:395:ALA:N	2.11	0.84
2:M:33:ILE:O	2:M:160:MET:HA	1.77	0.84
2:M:38:THR:OG1	2:M:178:ILE:HD13	1.76	0.84
2:M:273:LEU:HD23	2:M:276:GLN:CB	2.08	0.84
3:P:251:LEU:CD2	4:T:260:ALA:CB	2.54	0.84
3:P:304:SER:H	3:P:400:LYS:HD3	1.43	0.84
1:Q:218:LEU:O	1:Q:219:PHE:CD1	2.31	0.84
2:R:19:LYS:O	2:R:19:LYS:HD2	1.77	0.84
3:S:134:HIS:HE1	3:S:209:ARG:CD	1.91	0.84
4:T:283:GLY:C	4:T:284:LYS:HE3	1.97	0.84

Continued on next page...

Continued from previous page...

Atom-1	Atom-2	Interatomic distance (Å)	Clash overlap (Å)
1:V:201:ASP:OD1	1:V:202:PRO:HD2	1.75	0.84
2:W:12:LEU:HB2	2:W:16:LYS:HG2	1.58	0.84
2:W:31:VAL:HG11	2:W:88:TRP:HH2	1.40	0.84
3:Z:255:VAL:O	3:Z:259:VAL:HG23	1.78	0.84
1:O:218:LEU:O	1:O:219:PHE:CD1	2.31	0.84
2:1:63:TYR:CE1	2:1:116:GLY:HA3	2.11	0.84
3:2:134:HIS:HE1	3:2:209:ARG:CD	1.91	0.84
3:A:255:VAL:O	3:A:259:VAL:HG23	1.78	0.84
1:B:258:ALA:HB3	2:C:265:LEU:HD22	1.56	0.84
2:C:461:ILE:O	2:C:464:VAL:HG12	1.78	0.84
3:D:134:HIS:HE1	3:D:209:ARG:CD	1.91	0.84
4:E:238:LEU:C	4:E:242:LEU:HD23	1.97	0.84
1:G:442:ILE:O	1:G:446:MET:HG2	1.77	0.84
2:H:180:ASP:H	2:H:195:LYS:HB3	1.43	0.84
3:I:214:PHE:O	3:I:218:VAL:HG23	1.78	0.84
2:M:30:VAL:HG11	2:M:159:SER:CB	2.07	0.84
2:M:83:ARG:O	2:M:87:ILE:HG13	1.78	0.84
2:M:230:ILE:HG13	2:M:231:ASN:ND2	1.92	0.84
3:N:418:CYS:O	3:N:422:THR:HB	1.77	0.84
4:O:32:LEU:O	4:O:33:LYS:HG3	1.78	0.84
4:O:187:HIS:ND1	4:O:189:PRO:HG3	1.92	0.84
4:O:265:LEU:O	4:O:268:ILE:HG23	1.78	0.84
3:P:43:VAL:CG2	3:P:50:VAL:HG22	2.07	0.84
2:R:35:LEU:HD22	2:R:215:VAL:HG11	1.59	0.84
2:R:83:ARG:O	2:R:87:ILE:HG13	1.78	0.84
2:R:87:ILE:CD1	2:R:110:VAL:HB	2.02	0.84
2:R:273:LEU:HD23	2:R:276:GLN:CB	2.08	0.84
2:R:478:PHE:O	2:R:482:PRO:HD3	1.77	0.84
3:U:128:CYS:HB3	3:U:144:MET:CE	2.07	0.84
2:W:67:LEU:HD12	2:W:116:GLY:CA	2.08	0.84
2:W:180:ASP:H	2:W:195:LYS:CB	1.91	0.84
2:W:305:ASN:HA	2:W:308:ILE:HB	1.59	0.84
3:Z:274:ILE:HG13	3:Z:277:TYR:HD1	1.42	0.84
3:Z:394:ASN:OD1	3:Z:395:ALA:N	2.11	0.84
3:2:252:SER:CB	4:3:259:LEU:HD22	2.07	0.84
4:3:148:GLN:HE21	4:3:148:GLN:HA	1.42	0.84
4:3:261:GLN:HE22	4:3:296:ILE:CD1	1.90	0.84
3:A:56:LEU:O	3:A:119:THR:HA	1.78	0.84
3:A:422:THR:O	3:A:425:VAL:HG12	1.78	0.84
3:D:35:LEU:HD11	3:D:54:VAL:HG11	1.58	0.84
4:E:148:GLN:HA	4:E:148:GLN:NE2	1.92	0.84

Continued on next page...

Continued from previous page...

Atom-1	Atom-2	Interatomic distance (Å)	Clash overlap (Å)
1:G:90:ILE:HG23	1:G:147:LYS:N	1.92	0.84
1:G:218:LEU:O	1:G:219:PHE:CD1	2.31	0.84
2:H:12:LEU:HB2	2:H:16:LYS:HG2	1.57	0.84
3:I:377:GLU:HA	3:I:380:LYS:HD2	1.60	0.84
4:J:20:PRO:HB3	4:J:61:ASP:CG	1.99	0.84
4:J:149:THR:HG23	4:J:150:TYR:N	1.89	0.84
2:M:67:LEU:HD12	2:M:116:GLY:CA	2.08	0.84
2:M:241:PHE:CZ	3:N:293:VAL:HG22	2.12	0.84
3:N:239:SER:HB3	4:O:314:HIS:HB2	1.60	0.84
4:O:20:PRO:HB3	4:O:61:ASP:CG	1.99	0.84
4:O:187:HIS:CE1	4:O:189:PRO:HG3	2.12	0.84
4:O:283:GLY:C	4:O:284:LYS:HE3	1.97	0.84
3:P:394:ASN:OD1	3:P:395:ALA:N	2.11	0.84
2:R:276:GLN:O	2:R:279:PRO:HD2	1.78	0.84
2:R:476:GLY:HA2	2:R:479:ASN:HB3	1.60	0.84
3:U:56:LEU:O	3:U:119:THR:HA	1.78	0.84
2:W:35:LEU:HD22	2:W:215:VAL:HG11	1.59	0.84
3:X:68:ASN:HB2	3:X:69:PRO:CD	2.07	0.84
3:X:245:LEU:HD21	4:Y:255:ILE:HG21	1.57	0.84
4:Y:110:TYR:HD1	4:Y:111:ASN:N	1.74	0.84
4:Y:187:HIS:CE1	4:Y:189:PRO:HG3	2.12	0.84
4:Y:292:VAL:O	4:Y:296:ILE:HG23	1.78	0.84
3:Z:417:ILE:HA	3:Z:420:ILE:HG12	1.59	0.84
3:2:167:LEU:CD1	3:2:178:MET:CB	2.54	0.83
3:2:257:LEU:HD12	3:2:258:LEU:N	1.92	0.83
4:3:39:LEU:HD23	4:3:183:TRP:CZ2	2.13	0.83
3:A:128:CYS:HB3	3:A:144:MET:CE	2.07	0.83
2:C:67:LEU:HD12	2:C:116:GLY:CA	2.08	0.83
3:D:92:LEU:CB	3:D:95:ASN:HB2	2.08	0.83
4:E:20:PRO:HB3	4:E:61:ASP:CG	1.99	0.83
3:F:190:TYR:HB2	3:F:192:CYS:SG	2.17	0.83
2:H:30:VAL:HG11	2:H:159:SER:CB	2.07	0.83
2:H:276:GLN:O	2:H:279:PRO:HD2	1.78	0.83
3:I:134:HIS:HE1	3:I:209:ARG:CD	1.91	0.83
4:J:6:LEU:HD12	4:J:69:SER:OG	1.78	0.83
3:K:135:PHE:HB3	3:K:273:LEU:HA	1.60	0.83
1:L:90:ILE:HG23	1:L:147:LYS:N	1.92	0.83
3:N:68:ASN:HB2	3:N:69:PRO:CD	2.07	0.83
4:O:107:VAL:CG1	4:O:117:TRP:HB2	2.08	0.83
3:P:235:LEU:HD21	3:P:242:LYS:HG3	1.58	0.83
1:Q:189:GLU:O	1:Q:190:HIS:CD2	2.31	0.83

Continued on next page...

Continued from previous page...

Atom-1	Atom-2	Interatomic distance (Å)	Clash overlap (Å)
1:Q:198:ARG:HG3	1:Q:198:ARG:HH11	1.41	0.83
2:R:31:VAL:HG11	2:R:88:TRP:HH2	1.40	0.83
4:T:187:HIS:ND1	4:T:189:PRO:HG3	1.92	0.83
4:T:432:SER:O	4:T:435:GLU:HB2	1.78	0.83
3:U:90:LEU:CD1	3:U:100:PHE:HE2	1.91	0.83
1:V:189:GLU:O	1:V:190:HIS:CD2	2.31	0.83
1:V:405:VAL:HG12	1:V:409:LYS:HZ3	1.42	0.83
2:W:83:ARG:O	2:W:87:ILE:HG13	1.78	0.83
3:X:229:THR:HA	3:X:232:VAL:CG2	2.07	0.83
4:Y:183:TRP:CA	4:Y:216:ARG:HG2	2.08	0.83
4:Y:197:GLN:HG2	4:Y:198:LEU:H	1.41	0.83
4:Y:265:LEU:O	4:Y:268:ILE:HG23	1.78	0.83
4:Y:432:SER:O	4:Y:435:GLU:HB2	1.78	0.83
3:Z:133:THR:HA	3:Z:274:ILE:CG2	2.08	0.83
1:0:35:LEU:HD22	1:0:56:LEU:HA	1.61	0.83
1:0:81:PRO:HA	1:0:107:ASN:HA	1.60	0.83
1:0:261:VAL:HG12	1:0:262:PHE:HD1	1.41	0.83
2:1:180:ASP:H	2:1:195:LYS:CB	1.90	0.83
2:1:478:PHE:O	2:1:482:PRO:HD3	1.77	0.83
4:3:250:LYS:HD2	4:3:253:LEU:HD22	1.59	0.83
3:A:190:TYR:HB2	3:A:192:CYS:SG	2.17	0.83
1:B:218:LEU:O	1:B:219:PHE:CD1	2.31	0.83
1:B:405:VAL:HG12	1:B:409:LYS:HZ3	1.43	0.83
2:C:33:ILE:O	2:C:160:MET:HA	1.77	0.83
3:F:417:ILE:HA	3:F:420:ILE:HG12	1.60	0.83
3:F:422:THR:O	3:F:425:VAL:HG12	1.78	0.83
1:G:405:VAL:HG12	1:G:409:LYS:HZ3	1.42	0.83
2:H:67:LEU:HD12	2:H:116:GLY:CA	2.08	0.83
3:I:261:VAL:HA	3:I:264:ILE:CD1	2.02	0.83
4:J:67:ASN:N	4:J:67:ASN:ND2	2.25	0.83
4:J:250:LYS:HD2	4:J:253:LEU:HD22	1.59	0.83
3:K:422:THR:O	3:K:425:VAL:HG12	1.78	0.83
1:L:218:LEU:O	1:L:219:PHE:CD1	2.31	0.83
3:N:224:LEU:HD21	4:O:297:VAL:HG11	1.57	0.83
3:N:284:PHE:CE2	3:N:424:SER:HB3	2.13	0.83
1:Q:11:LEU:O	1:Q:15:TYR:HB3	1.78	0.83
1:Q:132:VAL:O	1:Q:279:ILE:HG23	1.77	0.83
3:S:239:SER:HB3	4:T:314:HIS:HB2	1.60	0.83
4:T:6:LEU:HD12	4:T:69:SER:OG	1.78	0.83
3:U:43:VAL:HG13	3:U:50:VAL:HG22	1.59	0.83
3:U:274:ILE:HG13	3:U:277:TYR:HD1	1.42	0.83

Continued on next page...

Continued from previous page...

Atom-1	Atom-2	Interatomic distance (Å)	Clash overlap (Å)
1:V:90:ILE:HG23	1:V:147:LYS:N	1.92	0.83
1:V:134:TYR:HE1	1:V:213:ILE:HG13	1.02	0.83
1:V:218:LEU:O	1:V:219:PHE:CD1	2.31	0.83
2:W:478:PHE:O	2:W:482:PRO:HD3	1.78	0.83
3:X:134:HIS:HE1	3:X:209:ARG:CD	1.91	0.83
4:Y:6:LEU:HD12	4:Y:69:SER:OG	1.78	0.83
1:O:198:ARG:HG3	1:O:198:ARG:HH11	1.41	0.83
1:B:31:VAL:HG12	1:B:158:LEU:HD21	1.60	0.83
1:B:134:TYR:HE1	1:B:213:ILE:HG13	1.02	0.83
2:C:19:LYS:HD2	2:C:19:LYS:O	1.77	0.83
2:C:312:PHE:HE1	2:C:456:LEU:CD1	1.91	0.83
3:D:37:LEU:H	3:D:164:ARG:NH2	1.76	0.83
3:D:214:PHE:O	3:D:218:VAL:HG23	1.78	0.83
3:F:394:ASN:OD1	3:F:395:ALA:N	2.11	0.83
1:G:425:LYS:HA	1:G:428:TRP:HD1	1.44	0.83
2:H:19:LYS:HD2	2:H:19:LYS:O	1.77	0.83
2:H:478:PHE:O	2:H:482:PRO:HD3	1.78	0.83
4:J:268:ILE:HG13	4:J:269:ALA:N	1.91	0.83
3:K:90:LEU:CD1	3:K:100:PHE:HE2	1.91	0.83
4:O:148:GLN:NE2	4:O:148:GLN:HA	1.92	0.83
4:O:183:TRP:CA	4:O:216:ARG:HG2	2.08	0.83
1:Q:261:VAL:HG12	1:Q:262:PHE:HD1	1.41	0.83
2:R:67:LEU:HD12	2:R:116:GLY:CA	2.08	0.83
3:S:86:TRP:CD2	3:S:86:TRP:O	2.30	0.83
3:S:239:SER:HB2	3:S:242:LYS:HE2	1.60	0.83
3:S:255:VAL:O	3:S:259:VAL:CG2	2.27	0.83
4:T:265:LEU:O	4:T:268:ILE:HG23	1.78	0.83
3:U:137:PHE:CG	3:U:435:GLN:NE2	2.46	0.83
3:U:149:TRP:CZ2	4:Y:120:PRO:HD3	2.12	0.83
3:U:422:THR:O	3:U:425:VAL:HG12	1.78	0.83
3:X:35:LEU:HD11	3:X:54:VAL:HG11	1.58	0.83
3:X:148:ILE:HG12	3:X:151:TYR:HB2	1.58	0.83
3:X:201:ILE:O	3:X:203:TYR:HE1	1.62	0.83
3:X:239:SER:HB3	4:Y:314:HIS:HB2	1.60	0.83
2:1:42:LEU:HA	2:1:54:THR:HG22	1.60	0.83
3:2:37:LEU:H	3:2:164:ARG:NH2	1.76	0.83
3:A:43:VAL:CG2	3:A:50:VAL:HG22	2.07	0.83
3:A:133:THR:HA	3:A:274:ILE:CG2	2.08	0.83
3:A:137:PHE:CG	3:A:435:GLN:NE2	2.46	0.83
3:A:251:LEU:CD2	4:E:260:ALA:CB	2.54	0.83
1:B:92:LEU:HG	1:B:96:ASN:HB2	1.59	0.83

Continued on next page...

Continued from previous page...

Atom-1	Atom-2	Interatomic distance (Å)	Clash overlap (Å)
2:C:87:ILE:CD1	2:C:110:VAL:HB	2.03	0.83
2:C:273:LEU:HD23	2:C:276:GLN:CB	2.08	0.83
2:C:476:GLY:HA2	2:C:479:ASN:HB3	1.60	0.83
3:D:87:LEU:HD12	3:D:88:PRO:HD2	1.59	0.83
3:F:56:LEU:O	3:F:119:THR:HA	1.78	0.83
3:F:235:LEU:HD21	3:F:242:LYS:HG3	1.59	0.83
1:G:261:VAL:HG12	1:G:262:PHE:HD1	1.41	0.83
2:H:42:LEU:HA	2:H:54:THR:HG22	1.60	0.83
4:J:432:SER:O	4:J:435:GLU:HB2	1.78	0.83
1:L:189:GLU:O	1:L:190:HIS:CD2	2.31	0.83
1:L:258:ALA:HB1	2:M:265:LEU:HD22	1.60	0.83
2:M:180:ASP:H	2:M:195:LYS:CB	1.91	0.83
4:O:149:THR:HG23	4:O:150:TYR:N	1.89	0.83
3:P:226:SER:O	3:P:230:VAL:HG23	1.77	0.83
3:P:274:ILE:HG13	3:P:277:TYR:HD1	1.42	0.83
3:S:214:PHE:O	3:S:218:VAL:HG23	1.78	0.83
4:T:197:GLN:HG2	4:T:198:LEU:H	1.41	0.83
3:U:16:ASN:HB2	3:U:19:ILE:HD12	1.59	0.83
3:U:417:ILE:HA	3:U:420:ILE:HG12	1.60	0.83
3:Z:56:LEU:O	3:Z:119:THR:HA	1.78	0.83
3:Z:190:TYR:HB2	3:Z:192:CYS:SG	2.17	0.83
1:0:189:GLU:O	1:0:190:HIS:CD2	2.31	0.83
2:1:83:ARG:O	2:1:87:ILE:HG13	1.78	0.83
3:A:90:LEU:CD1	3:A:100:PHE:HE2	1.91	0.83
3:A:135:PHE:HB3	3:A:273:LEU:HA	1.60	0.83
1:B:258:ALA:HB2	2:C:265:LEU:CD1	2.08	0.83
4:E:187:HIS:ND1	4:E:189:PRO:HG3	1.92	0.83
2:H:33:ILE:O	2:H:160:MET:HA	1.77	0.83
4:J:45:LYS:HD3	4:J:277:LEU:O	1.79	0.83
1:L:258:ALA:HB2	2:M:265:LEU:CD1	2.08	0.83
2:M:312:PHE:HE1	2:M:456:LEU:CD1	1.91	0.83
2:M:316:THR:CG2	2:M:447:ASN:CB	2.49	0.83
3:N:148:ILE:HG12	3:N:151:TYR:HB2	1.58	0.83
4:O:432:SER:O	4:O:435:GLU:HB2	1.78	0.83
3:P:108:LEU:CD1	3:P:118:TRP:HB2	2.09	0.83
3:P:422:THR:O	3:P:425:VAL:HG12	1.78	0.83
1:V:7:LEU:O	1:V:11:LEU:HD23	1.79	0.83
1:V:92:LEU:HG	1:V:96:ASN:HB2	1.59	0.83
3:Z:128:CYS:HB3	3:Z:144:MET:CE	2.07	0.83
2:1:312:PHE:HE1	2:1:456:LEU:CD1	1.91	0.83
2:C:241:PHE:CZ	3:D:293:VAL:HG22	2.12	0.83

Continued on next page...

Continued from previous page...

Atom-1	Atom-2	Interatomic distance (Å)	Clash overlap (Å)
3:D:380:LYS:HE3	4:E:415:CYS:SG	2.19	0.83
4:E:45:LYS:HD3	4:E:277:LEU:O	1.79	0.83
3:F:414:PHE:HA	3:F:417:ILE:HD12	1.61	0.83
2:H:83:ARG:O	2:H:87:ILE:HG13	1.78	0.83
4:J:187:HIS:CE1	4:J:189:PRO:HG3	2.12	0.83
3:K:133:THR:HA	3:K:274:ILE:CG2	2.08	0.83
1:L:33:VAL:HG21	1:L:158:LEU:HD13	1.61	0.83
1:L:92:LEU:HG	1:L:96:ASN:HB2	1.59	0.83
1:L:261:VAL:HG12	1:L:262:PHE:HD1	1.41	0.83
4:O:6:LEU:HD12	4:O:69:SER:OG	1.78	0.83
4:O:197:GLN:HG2	4:O:198:LEU:H	1.41	0.83
4:O:238:LEU:C	4:O:242:LEU:HD23	1.97	0.83
3:P:137:PHE:CG	3:P:435:GLN:NE2	2.46	0.83
3:S:201:ILE:O	3:S:203:TYR:HE1	1.62	0.83
4:T:20:PRO:HB3	4:T:61:ASP:CG	1.98	0.83
4:T:110:TYR:HD1	4:T:111:ASN:N	1.74	0.83
3:U:108:LEU:CD1	3:U:118:TRP:HB2	2.09	0.83
1:V:132:VAL:O	1:V:279:ILE:HG23	1.77	0.83
1:V:258:ALA:HB1	2:W:265:LEU:HD22	1.60	0.83
2:W:476:GLY:HA2	2:W:479:ASN:HB3	1.60	0.83
3:X:214:PHE:O	3:X:218:VAL:HG23	1.78	0.83
4:Y:20:PRO:HB3	4:Y:61:ASP:CG	1.99	0.83
4:Y:39:LEU:HD23	4:Y:183:TRP:CZ2	2.13	0.83
4:Y:216:ARG:O	4:Y:217:LYS:CG	2.25	0.83
3:Z:137:PHE:CG	3:Z:435:GLN:NE2	2.46	0.83
1:0:442:ILE:O	1:0:446:MET:HG2	1.76	0.83
2:1:30:VAL:HG11	2:1:159:SER:CB	2.07	0.83
2:1:273:LEU:HD23	2:1:276:GLN:CB	2.08	0.83
4:3:246:ALA:HB1	4:3:250:LYS:CG	2.07	0.83
4:3:265:LEU:O	4:3:268:ILE:HG23	1.78	0.83
3:D:78:ILE:CD1	3:D:110:LEU:HB3	2.09	0.83
4:E:183:TRP:CA	4:E:216:ARG:HG2	2.08	0.83
3:F:16:ASN:HB2	3:F:19:ILE:HD12	1.59	0.83
2:H:241:PHE:CZ	3:I:293:VAL:HG22	2.12	0.83
3:I:92:LEU:HB2	3:I:96:ALA:N	1.94	0.83
3:I:239:SER:HB3	4:J:314:HIS:HB2	1.60	0.83
3:K:190:TYR:HB2	3:K:192:CYS:SG	2.17	0.83
3:P:87:LEU:H	3:P:87:LEU:CD2	1.89	0.83
1:Q:247:GLU:O	1:Q:249:MET:SD	2.37	0.83
3:S:68:ASN:HB2	3:S:69:PRO:CD	2.07	0.83
4:T:148:GLN:HA	4:T:148:GLN:HE21	1.42	0.83

Continued on next page...

Continued from previous page...

Atom-1	Atom-2	Interatomic distance (Å)	Clash overlap (Å)
3:U:394:ASN:OD1	3:U:395:ALA:N	2.11	0.83
3:X:102:ILE:CG1	4:Y:98:GLN:NE2	2.41	0.83
4:Y:261:GLN:HE22	4:Y:296:ILE:CD1	1.90	0.83
4:Y:431:ASP:O	4:Y:435:GLU:HG3	1.79	0.83
1:0:11:LEU:O	1:0:15:TYR:HB3	1.78	0.83
1:0:31:VAL:HG12	1:0:158:LEU:HD21	1.60	0.83
2:1:47:GLU:O	2:1:132:ILE:HG21	1.79	0.83
3:2:239:SER:HB3	4:3:314:HIS:HB2	1.60	0.83
3:A:108:LEU:CD1	3:A:118:TRP:HB2	2.09	0.83
1:B:247:GLU:O	1:B:249:MET:SD	2.37	0.83
1:B:258:ALA:HB1	2:C:265:LEU:HD22	1.60	0.83
4:E:19:LYS:NZ	4:E:154:GLU:HB2	1.94	0.83
4:E:135:PRO:CB	4:E:137:ASP:OD1	2.25	0.83
4:E:292:VAL:O	4:E:296:ILE:HG23	1.78	0.83
3:F:133:THR:HA	3:F:274:ILE:CG2	2.08	0.83
3:F:137:PHE:CG	3:F:435:GLN:NE2	2.46	0.83
1:G:7:LEU:O	1:G:11:LEU:HD23	1.79	0.83
2:H:312:PHE:HZ	2:H:456:LEU:HD22	1.34	0.83
3:I:29:VAL:HG12	3:I:60:TRP:HD1	1.44	0.83
3:I:201:ILE:O	3:I:203:TYR:HE1	1.62	0.83
3:I:245:LEU:HD21	4:J:255:ILE:HG21	1.57	0.83
3:I:380:LYS:HE3	4:J:415:CYS:SG	2.19	0.83
4:J:265:LEU:O	4:J:268:ILE:HG23	1.78	0.83
1:L:258:ALA:CB	2:M:265:LEU:CD2	2.57	0.83
3:N:37:LEU:H	3:N:164:ARG:NH2	1.76	0.83
3:P:56:LEU:O	3:P:119:THR:HA	1.78	0.83
3:P:255:VAL:O	3:P:259:VAL:HG23	1.78	0.83
1:Q:35:LEU:HD22	1:Q:56:LEU:HA	1.61	0.83
2:R:230:ILE:HG13	2:R:231:ASN:ND2	1.92	0.83
3:U:255:VAL:O	3:U:259:VAL:HG23	1.78	0.83
3:U:414:PHE:HA	3:U:417:ILE:HD12	1.61	0.83
3:X:78:ILE:CD1	3:X:110:LEU:HB3	2.09	0.83
3:X:239:SER:HB2	3:X:242:LYS:HE2	1.60	0.83
1:0:258:ALA:CB	2:1:265:LEU:CD2	2.57	0.83
2:1:461:ILE:O	2:1:464:VAL:HG12	1.78	0.83
4:3:148:GLN:HA	4:3:148:GLN:NE2	1.92	0.83
1:B:261:VAL:HG12	1:B:262:PHE:HD1	1.41	0.83
2:C:113:ARG:HD2	2:C:117:TYR:CB	2.09	0.83
3:D:92:LEU:HB2	3:D:96:ALA:N	1.94	0.83
4:E:268:ILE:HG13	4:E:269:ALA:N	1.91	0.83
3:F:160:PRO:HG3	3:F:185:LYS:HB3	1.61	0.83

Continued on next page...

Continued from previous page...

Atom-1	Atom-2	Interatomic distance (Å)	Clash overlap (Å)
2:H:113:ARG:HD2	2:H:117:TYR:CB	2.09	0.83
2:H:312:PHE:HE1	2:H:456:LEU:CD1	1.92	0.83
2:H:476:GLY:HA2	2:H:479:ASN:HB3	1.60	0.83
3:I:78:ILE:CD1	3:I:110:LEU:HB3	2.09	0.83
4:J:110:TYR:HD1	4:J:111:ASN:N	1.74	0.83
3:K:235:LEU:HD21	3:K:242:LYS:HG3	1.58	0.83
3:N:102:ILE:CG1	4:O:98:GLN:NE2	2.41	0.83
3:P:108:LEU:HB3	3:P:117:MET:O	1.79	0.83
1:Q:92:LEU:HG	1:Q:96:ASN:HB2	1.59	0.83
2:R:180:ASP:H	2:R:195:LYS:HB3	1.43	0.83
2:R:461:ILE:O	2:R:464:VAL:HG12	1.78	0.83
3:X:86:TRP:O	3:X:86:TRP:CD2	2.30	0.83
4:Y:242:LEU:HD11	4:Y:253:LEU:CD2	2.09	0.83
3:Z:300:HIS:HA	3:Z:306:HIS:O	1.79	0.83
1:O:250:SER:HA	3:Z:245:LEU:CD2	2.09	0.83
2:1:230:ILE:HG13	2:1:231:ASN:ND2	1.92	0.83
3:A:245:LEU:CD2	1:B:250:SER:HA	2.09	0.83
1:B:297:LEU:HD12	1:B:445:THR:HG21	1.61	0.83
3:D:166:ASP:HB2	3:D:181:TYR:HB2	1.60	0.83
4:E:432:SER:O	4:E:435:GLU:HB2	1.78	0.83
3:F:130:ILE:CD1	3:F:131:ILE:N	2.42	0.83
2:H:273:LEU:HD23	2:H:276:GLN:CB	2.08	0.83
3:I:92:LEU:CB	3:I:95:ASN:HB2	2.08	0.83
4:J:107:VAL:CG1	4:J:117:TRP:HB2	2.08	0.83
3:K:108:LEU:CD1	3:K:118:TRP:HB2	2.09	0.83
2:M:56:VAL:HG13	2:M:126:PHE:CE2	2.14	0.83
2:M:113:ARG:HD2	2:M:117:TYR:CB	2.09	0.83
4:O:39:LEU:HD23	4:O:183:TRP:CZ2	2.13	0.83
4:O:431:ASP:O	4:O:435:GLU:HG3	1.79	0.83
1:Q:7:LEU:O	1:Q:11:LEU:HD23	1.79	0.83
2:R:47:GLU:O	2:R:132:ILE:HG21	1.79	0.83
2:R:305:ASN:HA	2:R:308:ILE:HB	1.59	0.83
2:R:312:PHE:HE1	2:R:456:LEU:CD1	1.91	0.83
3:S:292:THR:HA	3:S:295:VAL:CG2	2.09	0.83
4:T:32:LEU:O	4:T:33:LYS:HG3	1.77	0.83
4:T:39:LEU:HD23	4:T:183:TRP:CZ2	2.13	0.83
1:V:247:GLU:O	1:V:249:MET:SD	2.37	0.83
2:W:87:ILE:CD1	2:W:110:VAL:HB	2.03	0.83
4:Y:67:ASN:N	4:Y:67:ASN:ND2	2.25	0.83
1:O:405:VAL:HG12	1:O:409:LYS:HZ3	1.44	0.82
3:2:377:GLU:HB2	4:3:415:CYS:HB2	1.59	0.82

Continued on next page...

Continued from previous page...

Atom-1	Atom-2	Interatomic distance (Å)	Clash overlap (Å)
4:3:187:HIS:CE1	4:3:189:PRO:HG3	2.12	0.82
1:B:35:LEU:HD22	1:B:56:LEU:HA	1.61	0.82
2:C:276:GLN:O	2:C:279:PRO:HD2	1.78	0.82
3:D:239:SER:HB2	3:D:242:LYS:HE2	1.60	0.82
4:E:242:LEU:HD11	4:E:253:LEU:CD2	2.09	0.82
1:G:297:LEU:HD12	1:G:445:THR:HG21	1.61	0.82
3:K:304:SER:H	3:K:400:LYS:HD3	1.43	0.82
1:L:425:LYS:HA	1:L:428:TRP:HD1	1.44	0.82
2:M:47:GLU:HG2	2:M:286:PRO:CD	2.09	0.82
3:N:92:LEU:HB2	3:N:96:ALA:N	1.94	0.82
3:N:214:PHE:O	3:N:218:VAL:HG23	1.78	0.82
3:P:130:ILE:CD1	3:P:131:ILE:N	2.42	0.82
3:P:414:PHE:HA	3:P:417:ILE:HD12	1.61	0.82
4:T:242:LEU:HD11	4:T:253:LEU:CD2	2.09	0.82
4:T:431:ASP:O	4:T:435:GLU:HG3	1.79	0.82
3:U:57:ARG:HD3	3:U:161:GLU:HG2	1.57	0.82
3:U:130:ILE:CD1	3:U:131:ILE:N	2.42	0.82
3:U:304:SER:H	3:U:400:LYS:HD3	1.42	0.82
1:V:258:ALA:HB2	2:W:265:LEU:CD1	2.08	0.82
2:W:18:ASN:HB2	2:W:21:VAL:HB	1.57	0.82
2:W:278:LEU:C	2:W:278:LEU:CD1	2.48	0.82
4:Y:32:LEU:O	4:Y:33:LYS:HG3	1.78	0.82
3:Z:378:GLY:O	3:Z:382:ILE:HG12	1.79	0.82
2:1:276:GLN:O	2:1:279:PRO:HD2	1.78	0.82
2:1:476:GLY:HA2	2:1:479:ASN:HB3	1.60	0.82
3:A:108:LEU:HB3	3:A:117:MET:O	1.79	0.82
2:C:56:VAL:HG13	2:C:126:PHE:CE2	2.14	0.82
3:D:432:GLU:HG2	3:D:435:GLN:HE21	1.40	0.82
3:I:30:ASP:OD1	3:I:30:ASP:N	2.13	0.82
3:I:376:ILE:O	3:I:380:LYS:HG3	1.79	0.82
4:J:183:TRP:CA	4:J:216:ARG:HG2	2.08	0.82
4:J:242:LEU:HD11	4:J:253:LEU:CD2	2.09	0.82
3:K:108:LEU:HB3	3:K:117:MET:O	1.79	0.82
3:K:137:PHE:CG	3:K:435:GLN:NE2	2.46	0.82
3:K:245:LEU:CD2	1:L:250:SER:HA	2.09	0.82
1:L:247:GLU:O	1:L:249:MET:SD	2.37	0.82
3:N:87:LEU:HD12	3:N:88:PRO:HD2	1.60	0.82
4:O:292:VAL:O	4:O:296:ILE:HG23	1.78	0.82
3:P:79:ARG:HD3	3:P:107:LYS:HD2	1.62	0.82
3:P:133:THR:HA	3:P:274:ILE:CG2	2.08	0.82
1:Q:258:ALA:HB2	2:R:265:LEU:CD1	2.08	0.82

Continued on next page...

Continued from previous page...

Atom-1	Atom-2	Interatomic distance (Å)	Clash overlap (Å)
2:R:18:ASN:HB2	2:R:21:VAL:HB	1.57	0.82
2:R:316:THR:HG23	2:R:317:PRO:CD	2.06	0.82
4:T:45:LYS:HD3	4:T:277:LEU:O	1.79	0.82
3:X:377:GLU:HA	3:X:380:LYS:HD2	1.60	0.82
2:1:47:GLU:HG2	2:1:286:PRO:CD	2.09	0.82
3:2:78:ILE:CD1	3:2:110:LEU:HB3	2.09	0.82
3:2:239:SER:HB2	3:2:242:LYS:HE2	1.60	0.82
4:3:20:PRO:HB3	4:3:61:ASP:CG	1.99	0.82
4:3:444:LYS:O	4:3:448:LYS:HG2	1.79	0.82
3:A:378:GLY:O	3:A:382:ILE:HG12	1.80	0.82
1:B:189:GLU:O	1:B:190:HIS:CD2	2.31	0.82
1:B:425:LYS:HA	1:B:428:TRP:HD1	1.44	0.82
2:C:12:LEU:HB2	2:C:16:LYS:HG2	1.57	0.82
3:D:376:ILE:O	3:D:380:LYS:HG3	1.79	0.82
4:E:39:LEU:HD23	4:E:183:TRP:CZ2	2.13	0.82
4:E:431:ASP:O	4:E:435:GLU:HG3	1.79	0.82
3:F:378:GLY:O	3:F:382:ILE:HG12	1.79	0.82
1:L:297:LEU:HD12	1:L:445:THR:HG21	1.61	0.82
2:M:47:GLU:O	2:M:132:ILE:HG21	1.79	0.82
4:O:45:LYS:HD3	4:O:277:LEU:O	1.79	0.82
4:O:250:LYS:HD2	4:O:253:LEU:HD22	1.59	0.82
1:Q:9:SER:HA	1:Q:12:PHE:HE1	1.41	0.82
1:Q:75:ILE:O	1:Q:75:ILE:HG13	1.79	0.82
1:Q:90:ILE:HG23	1:Q:147:LYS:N	1.92	0.82
1:Q:297:LEU:HD12	1:Q:445:THR:HG21	1.61	0.82
3:S:166:ASP:HB2	3:S:181:TYR:HB2	1.61	0.82
3:S:377:GLU:HA	3:S:380:LYS:HD2	1.59	0.82
3:U:135:PHE:HB3	3:U:273:LEU:HA	1.60	0.82
2:W:47:GLU:O	2:W:132:ILE:HG21	1.79	0.82
3:X:35:LEU:HG	3:X:54:VAL:CG1	2.10	0.82
3:X:292:THR:HA	3:X:295:VAL:CG2	2.09	0.82
3:X:380:LYS:HE3	4:Y:415:CYS:SG	2.19	0.82
4:Y:45:LYS:HD3	4:Y:277:LEU:O	1.79	0.82
1:0:160:HIS:CE1	1:0:207:VAL:HG11	2.15	0.82
1:0:250:SER:HA	3:Z:245:LEU:HD22	1.62	0.82
2:1:122:PRO:CB	2:1:123:PRO:HD2	2.09	0.82
3:2:92:LEU:HB2	3:2:96:ALA:N	1.94	0.82
3:2:214:PHE:O	3:2:218:VAL:HG23	1.78	0.82
3:2:380:LYS:HE3	4:3:415:CYS:SG	2.19	0.82
4:3:102:ALA:HB2	4:3:121:ALA:HB2	1.62	0.82
2:C:47:GLU:HG2	2:C:286:PRO:CD	2.10	0.82

Continued on next page...

Continued from previous page...

Atom-1	Atom-2	Interatomic distance (Å)	Clash overlap (Å)
3:D:405:VAL:O	3:D:409:ILE:HG23	1.80	0.82
4:E:436:ASN:HA	4:E:439:TRP:NE1	1.95	0.82
1:G:258:ALA:HB1	2:H:265:LEU:HD22	1.60	0.82
2:H:316:THR:CG2	2:H:447:ASN:CB	2.49	0.82
2:H:427:ASN:HA	2:H:430:VAL:HG23	1.61	0.82
4:J:197:GLN:HG2	4:J:198:LEU:H	1.41	0.82
4:J:283:GLY:C	4:J:284:LYS:HE3	1.97	0.82
1:L:35:LEU:HD22	1:L:56:LEU:HA	1.61	0.82
1:L:160:HIS:CE1	1:L:207:VAL:HG11	2.14	0.82
1:L:405:VAL:HG12	1:L:409:LYS:HZ3	1.44	0.82
2:M:305:ASN:HA	2:M:308:ILE:HB	1.59	0.82
3:N:376:ILE:O	3:N:380:LYS:HG3	1.79	0.82
4:O:102:ALA:HB2	4:O:121:ALA:HB2	1.62	0.82
4:O:148:GLN:HA	4:O:148:GLN:HE21	1.42	0.82
3:P:281:THR:O	3:P:285:VAL:HG12	1.79	0.82
3:S:432:GLU:HG2	3:S:435:GLN:HE21	1.40	0.82
4:T:67:ASN:N	4:T:67:ASN:ND2	2.25	0.82
4:T:292:VAL:O	4:T:296:ILE:HG23	1.78	0.82
1:V:31:VAL:HG12	1:V:158:LEU:HD21	1.60	0.82
2:W:180:ASP:H	2:W:195:LYS:HB3	1.43	0.82
3:X:35:LEU:CD1	3:X:54:VAL:CG1	2.57	0.82
4:Y:250:LYS:HD2	4:Y:253:LEU:HD22	1.59	0.82
4:Y:261:GLN:HE22	4:Y:296:ILE:HD11	1.43	0.82
3:Z:35:LEU:HD21	3:Z:37:LEU:HD23	1.58	0.82
1:0:258:ALA:HB2	2:1:265:LEU:CD1	2.08	0.82
2:1:19:LYS:HD2	2:1:19:LYS:O	1.77	0.82
2:1:278:LEU:C	2:1:278:LEU:CD1	2.48	0.82
3:2:242:LYS:HD2	3:2:245:LEU:HD13	1.61	0.82
3:2:376:ILE:O	3:2:380:LYS:HG3	1.79	0.82
4:3:45:LYS:HD3	4:3:277:LEU:O	1.79	0.82
4:3:183:TRP:CA	4:3:216:ARG:HG2	2.08	0.82
3:A:67:TRP:CG	3:A:71:ASP:HB3	2.15	0.82
3:A:233:PHE:O	3:A:236:PRO:HG2	1.80	0.82
1:B:7:LEU:O	1:B:11:LEU:HD23	1.79	0.82
2:C:122:PRO:CB	2:C:123:PRO:HD2	2.09	0.82
4:E:102:ALA:HB2	4:E:121:ALA:HB2	1.62	0.82
4:E:265:LEU:O	4:E:268:ILE:HG23	1.78	0.82
3:F:90:LEU:CD1	3:F:100:PHE:HE2	1.91	0.82
3:F:303:PRO:HB2	3:F:400:LYS:CE	2.10	0.82
1:G:254:SER:O	2:H:265:LEU:CD1	2.27	0.82
2:H:47:GLU:O	2:H:132:ILE:HG21	1.79	0.82

Continued on next page...

Continued from previous page...

Atom-1	Atom-2	Interatomic distance (Å)	Clash overlap (Å)
3:I:145:LYS:HG3	3:I:202:THR:HG23	0.88	0.82
3:I:284:PHE:CE2	3:I:424:SER:HB3	2.13	0.82
4:J:20:PRO:HG2	4:J:28:ILE:CD1	2.09	0.82
4:J:148:GLN:HA	4:J:148:GLN:HE21	1.43	0.82
3:K:300:HIS:HA	3:K:306:HIS:O	1.79	0.82
1:L:269:LYS:HE3	1:L:270:VAL:HG23	1.62	0.82
3:N:29:VAL:CG1	3:N:60:TRP:HE1	1.93	0.82
3:P:67:TRP:CG	3:P:71:ASP:HB3	2.15	0.82
3:P:235:LEU:N	3:P:236:PRO:HD2	1.95	0.82
1:Q:33:VAL:HG21	1:Q:158:LEU:HD13	1.61	0.82
1:Q:160:HIS:CE1	1:Q:207:VAL:HG11	2.15	0.82
3:U:300:HIS:HA	3:U:306:HIS:O	1.79	0.82
3:U:378:GLY:O	3:U:382:ILE:HG12	1.79	0.82
2:W:113:ARG:HD2	2:W:117:TYR:CB	2.09	0.82
2:W:305:ASN:O	2:W:308:ILE:HG22	1.80	0.82
2:W:461:ILE:O	2:W:464:VAL:HG12	1.78	0.82
3:Z:304:SER:H	3:Z:400:LYS:HD3	1.42	0.82
3:Z:382:ILE:O	3:Z:386:MET:HG2	1.80	0.82
1:O:247:GLU:O	1:O:249:MET:SD	2.37	0.82
2:1:305:ASN:HA	2:1:308:ILE:HB	1.59	0.82
3:2:166:ASP:HB2	3:2:181:TYR:HB2	1.61	0.82
3:2:405:VAL:O	3:2:409:ILE:HG23	1.80	0.82
4:3:242:LEU:HD11	4:3:253:LEU:CD2	2.08	0.82
4:3:431:ASP:O	4:3:435:GLU:HG3	1.79	0.82
3:A:304:SER:H	3:A:400:LYS:HD3	1.42	0.82
2:C:427:ASN:HA	2:C:430:VAL:HG23	1.61	0.82
3:D:29:VAL:CG1	3:D:60:TRP:HE1	1.92	0.82
1:G:189:GLU:O	1:G:190:HIS:CD2	2.31	0.82
3:I:240:GLY:O	3:I:243:MET:SD	2.37	0.82
3:I:242:LYS:HD2	3:I:245:LEU:HD13	1.60	0.82
1:L:75:ILE:HG13	1:L:75:ILE:O	1.79	0.82
2:M:427:ASN:HA	2:M:430:VAL:HG23	1.62	0.82
2:M:478:PHE:O	2:M:482:PRO:HD3	1.77	0.82
2:R:475:MET:O	2:R:478:PHE:CD1	2.33	0.82
4:T:44:GLU:CG	4:T:129:ILE:CB	2.46	0.82
3:U:133:THR:HA	3:U:274:ILE:CG2	2.08	0.82
3:U:303:PRO:HB2	3:U:400:LYS:CE	2.10	0.82
3:Z:67:TRP:CG	3:Z:71:ASP:HB3	2.15	0.82
3:2:240:GLY:O	3:2:243:MET:SD	2.37	0.82
3:2:292:THR:HA	3:2:295:VAL:CG2	2.09	0.82
4:3:144:VAL:HA	4:3:208:ILE:O	1.80	0.82

Continued on next page...

Continued from previous page...

Atom-1	Atom-2	Interatomic distance (Å)	Clash overlap (Å)
1:B:160:HIS:CE1	1:B:207:VAL:HG11	2.15	0.82
2:C:160:MET:H	2:C:213:GLN:HB2	1.45	0.82
3:D:209:ARG:CG	3:D:210:ILE:H	1.92	0.82
3:F:108:LEU:HB3	3:F:117:MET:O	1.79	0.82
2:H:56:VAL:HG13	2:H:126:PHE:CE2	2.14	0.82
2:H:278:LEU:C	2:H:278:LEU:CD1	2.48	0.82
3:I:37:LEU:H	3:I:164:ARG:NH2	1.76	0.82
4:J:19:LYS:NZ	4:J:154:GLU:HB2	1.94	0.82
4:J:19:LYS:HZ2	4:J:154:GLU:HB3	1.39	0.82
3:K:274:ILE:HG13	3:K:277:TYR:HD1	1.42	0.82
2:M:307:GLY:O	2:M:310:LEU:HB2	1.80	0.82
4:O:144:VAL:HA	4:O:208:ILE:O	1.80	0.82
4:O:444:LYS:O	4:O:448:LYS:HG2	1.79	0.82
4:T:183:TRP:CA	4:T:216:ARG:HG2	2.08	0.82
3:U:108:LEU:HB3	3:U:117:MET:O	1.79	0.82
3:U:382:ILE:O	3:U:386:MET:HG2	1.80	0.82
1:V:109:LEU:HB3	1:V:117:SER:HB2	1.62	0.82
2:W:276:GLN:O	2:W:279:PRO:HD2	1.78	0.82
3:X:29:VAL:CG1	3:X:60:TRP:HE1	1.93	0.82
3:Z:108:LEU:HB3	3:Z:117:MET:O	1.79	0.82
3:Z:235:LEU:N	3:Z:236:PRO:HD2	1.95	0.82
3:Z:257:LEU:CD1	3:Z:285:VAL:HG23	2.10	0.82
1:O:7:LEU:O	1:O:11:LEU:HD23	1.79	0.82
3:2:29:VAL:CG1	3:2:60:TRP:HE1	1.93	0.82
3:2:102:ILE:CG1	4:3:98:GLN:NE2	2.41	0.82
3:2:407:ASP:OD1	3:2:408:HIS:HD2	1.63	0.82
1:B:11:LEU:O	1:B:15:TYR:HB3	1.78	0.82
1:B:75:ILE:O	1:B:75:ILE:HG13	1.79	0.82
1:B:258:ALA:CB	2:C:265:LEU:CD2	2.57	0.82
2:C:305:ASN:HA	2:C:308:ILE:HB	1.59	0.82
3:D:201:ILE:O	3:D:203:TYR:HE1	1.62	0.82
3:F:238:ASP:HB3	1:G:306:HIS:HE1	1.45	0.82
3:F:300:HIS:HA	3:F:306:HIS:O	1.79	0.82
1:G:35:LEU:HD22	1:G:55:PHE:O	1.80	0.82
1:L:7:LEU:O	1:L:11:LEU:HD23	1.79	0.82
3:N:78:ILE:CD1	3:N:110:LEU:HB3	2.09	0.82
3:N:380:LYS:HE3	4:O:415:CYS:SG	2.19	0.82
3:S:107:LYS:CE	4:T:149:THR:HA	2.10	0.82
3:S:380:LYS:HE3	4:T:415:CYS:SG	2.19	0.82
3:X:107:LYS:CE	4:Y:149:THR:HA	2.10	0.82
3:Z:79:ARG:HD3	3:Z:107:LYS:HD2	1.62	0.82

Continued on next page...

Continued from previous page...

Atom-1	Atom-2	Interatomic distance (Å)	Clash overlap (Å)
3:Z:233:PHE:O	3:Z:236:PRO:HG2	1.80	0.82
1:0:33:VAL:HG21	1:0:158:LEU:HD13	1.61	0.82
1:0:134:TYR:HE1	1:0:213:ILE:HG13	1.02	0.82
2:1:475:MET:O	2:1:478:PHE:CD1	2.33	0.82
3:2:87:LEU:HD12	3:2:88:PRO:HD2	1.59	0.82
3:2:130:ILE:HD13	3:2:131:ILE:H	1.45	0.82
4:3:44:GLU:CD	4:3:129:ILE:HB	2.01	0.82
4:3:436:ASN:HA	4:3:439:TRP:NE1	1.95	0.82
3:A:414:PHE:HA	3:A:417:ILE:HD12	1.61	0.82
2:C:475:MET:O	2:C:478:PHE:CD1	2.33	0.82
3:D:130:ILE:HD13	3:D:131:ILE:H	1.45	0.82
4:E:89:VAL:HG23	4:E:99:PHE:CZ	2.15	0.82
4:E:144:VAL:HA	4:E:208:ILE:O	1.80	0.82
3:F:108:LEU:CD1	3:F:118:TRP:HB2	2.09	0.82
3:F:382:ILE:O	3:F:386:MET:HG2	1.80	0.82
1:G:11:LEU:O	1:G:15:TYR:HB3	1.78	0.82
1:G:81:PRO:HA	1:G:107:ASN:HA	1.60	0.82
1:G:134:TYR:HE1	1:G:213:ILE:HG13	1.02	0.82
1:G:160:HIS:CE1	1:G:207:VAL:HG11	2.15	0.82
3:I:35:LEU:CD1	3:I:54:VAL:CG1	2.57	0.82
3:I:35:LEU:HG	3:I:54:VAL:CG1	2.10	0.82
3:I:107:LYS:CE	4:J:149:THR:HA	2.10	0.82
3:K:79:ARG:HH11	3:K:107:LYS:NZ	1.78	0.82
1:L:31:VAL:HG12	1:L:158:LEU:HD21	1.60	0.82
1:L:261:VAL:HG12	1:L:262:PHE:CD1	2.15	0.82
2:M:276:GLN:O	2:M:279:PRO:HD2	1.78	0.82
3:N:92:LEU:CB	3:N:95:ASN:HB2	2.08	0.82
3:N:130:ILE:HD13	3:N:131:ILE:H	1.45	0.82
3:N:239:SER:HB2	3:N:242:LYS:HE2	1.60	0.82
1:Q:160:HIS:HE2	1:Q:207:VAL:HG11	1.45	0.82
1:Q:258:ALA:HB1	2:R:265:LEU:HD22	1.60	0.82
2:R:160:MET:H	2:R:213:GLN:HB2	1.45	0.82
3:S:92:LEU:HB2	3:S:96:ALA:N	1.94	0.82
3:U:233:PHE:O	3:U:236:PRO:HG2	1.80	0.82
1:V:254:SER:O	2:W:265:LEU:CD1	2.27	0.82
3:Z:135:PHE:HB3	3:Z:273:LEU:HA	1.60	0.82
3:Z:250:LEU:CD1	3:Z:296:ILE:HG21	2.10	0.82
3:Z:291:VAL:HG12	3:Z:295:VAL:HG21	1.62	0.82
3:2:377:GLU:HA	3:2:380:LYS:HD2	1.59	0.82
4:3:19:LYS:NZ	4:3:154:GLU:HB2	1.94	0.82
4:3:20:PRO:HG2	4:3:28:ILE:CD1	2.09	0.82

Continued on next page...

Continued from previous page...

Atom-1	Atom-2	Interatomic distance (Å)	Clash overlap (Å)
4:3:432:SER:O	4:3:435:GLU:HB2	1.78	0.82
3:A:257:LEU:CD1	3:A:285:VAL:HG23	2.10	0.82
3:A:274:ILE:HG13	3:A:277:TYR:HD1	1.42	0.82
3:A:300:HIS:HA	3:A:306:HIS:O	1.79	0.82
3:D:240:GLY:O	3:D:243:MET:SD	2.37	0.82
4:E:261:GLN:HE22	4:E:296:ILE:HD11	1.44	0.82
4:E:284:LYS:N	4:E:284:LYS:CE	2.40	0.82
3:F:281:THR:O	3:F:285:VAL:HG12	1.79	0.82
2:H:130:CYS:SG	2:H:131:PRO:HD2	2.20	0.82
4:J:144:VAL:HA	4:J:208:ILE:O	1.80	0.82
4:J:431:ASP:O	4:J:435:GLU:HG3	1.79	0.82
3:N:201:ILE:O	3:N:203:TYR:HE1	1.62	0.82
3:N:242:LYS:HD2	3:N:245:LEU:HD13	1.61	0.82
4:O:242:LEU:HD11	4:O:253:LEU:CD2	2.09	0.82
3:P:300:HIS:HA	3:P:306:HIS:O	1.79	0.82
2:R:31:VAL:HG11	2:R:88:TRP:CH2	2.15	0.82
2:R:278:LEU:C	2:R:278:LEU:CD1	2.48	0.82
3:S:78:ILE:CD1	3:S:110:LEU:HB3	2.09	0.82
3:S:376:ILE:O	3:S:380:LYS:HG3	1.79	0.82
4:T:235:LEU:HD12	4:T:235:LEU:O	1.80	0.82
3:X:166:ASP:HB2	3:X:181:TYR:HB2	1.61	0.82
3:X:405:VAL:O	3:X:409:ILE:HG23	1.80	0.82
4:Y:89:VAL:HG23	4:Y:99:PHE:CZ	2.15	0.82
4:Y:107:VAL:CG1	4:Y:117:TRP:HB2	2.08	0.82
3:Z:281:THR:O	3:Z:285:VAL:HG12	1.79	0.82
1:0:35:LEU:HD22	1:0:55:PHE:O	1.80	0.81
2:1:67:LEU:HD12	2:1:116:GLY:CA	2.08	0.81
2:1:113:ARG:HD2	2:1:117:TYR:CB	2.09	0.81
3:A:167:LEU:HA	3:A:170:PHE:HB2	1.62	0.81
3:A:245:LEU:HD22	1:B:250:SER:HA	1.62	0.81
1:B:35:LEU:HD22	1:B:55:PHE:O	1.80	0.81
2:C:278:LEU:C	2:C:278:LEU:CD1	2.48	0.81
3:D:35:LEU:HG	3:D:54:VAL:CG1	2.10	0.81
3:D:292:THR:HA	3:D:295:VAL:CG2	2.09	0.81
4:E:444:LYS:O	4:E:448:LYS:HG2	1.79	0.81
1:G:75:ILE:O	1:G:75:ILE:HG13	1.79	0.81
2:H:35:LEU:HD22	2:H:215:VAL:HG11	1.59	0.81
3:K:245:LEU:HD22	1:L:250:SER:HA	1.62	0.81
2:M:278:LEU:C	2:M:278:LEU:CD1	2.48	0.81
3:N:292:THR:HA	3:N:295:VAL:CG2	2.09	0.81
1:Q:109:LEU:HB3	1:Q:117:SER:HB2	1.62	0.81

Continued on next page...

Continued from previous page...

Atom-1	Atom-2	Interatomic distance (Å)	Clash overlap (Å)
2:R:42:LEU:HA	2:R:54:THR:HG22	1.60	0.81
2:R:56:VAL:HG13	2:R:126:PHE:CE2	2.14	0.81
2:R:279:PRO:HA	2:R:282:ALA:HB3	1.62	0.81
3:S:37:LEU:H	3:S:164:ARG:NH2	1.76	0.81
3:S:240:GLY:O	3:S:243:MET:SD	2.38	0.81
3:S:245:LEU:HD11	4:T:255:ILE:HG13	1.62	0.81
4:T:89:VAL:HG23	4:T:99:PHE:CZ	2.15	0.81
3:U:66:ARG:HD3	3:U:66:ARG:N	1.95	0.81
1:V:75:ILE:O	1:V:75:ILE:HG13	1.79	0.81
1:V:297:LEU:HD12	1:V:445:THR:HG21	1.61	0.81
3:X:37:LEU:H	3:X:164:ARG:NH2	1.76	0.81
3:X:209:ARG:CG	3:X:210:ILE:H	1.93	0.81
4:Y:144:VAL:HA	4:Y:208:ILE:O	1.80	0.81
3:Z:145:LYS:HZ2	3:Z:202:THR:HG23	1.45	0.81
3:Z:296:ILE:HA	3:Z:299:HIS:CB	2.10	0.81
1:O:254:SER:O	2:1:265:LEU:CD1	2.27	0.81
1:O:258:ALA:HB1	2:1:265:LEU:HD22	1.60	0.81
3:2:250:LEU:HD13	3:2:296:ILE:CD1	2.10	0.81
4:3:89:VAL:HG23	4:3:99:PHE:CZ	2.15	0.81
4:3:184:THR:N	4:3:215:GLN:O	2.13	0.81
3:A:79:ARG:HH11	3:A:107:LYS:NZ	1.78	0.81
3:D:377:GLU:HA	3:D:380:LYS:HD2	1.60	0.81
3:D:407:ASP:OD1	3:D:408:HIS:HD2	1.63	0.81
3:F:245:LEU:HD22	1:G:250:SER:HA	1.62	0.81
1:G:247:GLU:O	1:G:249:MET:SD	2.37	0.81
2:H:305:ASN:HA	2:H:308:ILE:HB	1.59	0.81
2:H:475:MET:O	2:H:478:PHE:CD1	2.33	0.81
3:I:405:VAL:O	3:I:409:ILE:HG23	1.80	0.81
4:J:35:THR:HB	4:J:54:TRP:HE3	1.45	0.81
4:J:261:GLN:HE22	4:J:296:ILE:HD11	1.44	0.81
1:L:254:SER:O	2:M:265:LEU:CD1	2.27	0.81
3:N:377:GLU:HA	3:N:380:LYS:HD2	1.60	0.81
4:O:89:VAL:HG23	4:O:99:PHE:CZ	2.15	0.81
3:P:417:ILE:HA	3:P:420:ILE:HG12	1.60	0.81
1:Q:35:LEU:HD22	1:Q:55:PHE:O	1.80	0.81
1:Q:254:SER:O	2:R:265:LEU:CD1	2.27	0.81
2:R:113:ARG:HD2	2:R:117:TYR:CB	2.09	0.81
2:R:307:GLY:O	2:R:310:LEU:HB2	1.80	0.81
2:R:316:THR:CG2	2:R:447:ASN:CB	2.49	0.81
3:S:29:VAL:CG1	3:S:60:TRP:HE1	1.93	0.81
4:T:20:PRO:HG2	4:T:28:ILE:CD1	2.09	0.81

Continued on next page...

Continued from previous page...

Atom-1	Atom-2	Interatomic distance (Å)	Clash overlap (Å)
4:T:261:GLN:HE22	4:T:296:ILE:HD11	1.43	0.81
3:U:238:ASP:HB3	1:V:306:HIS:HE1	1.45	0.81
3:U:254:THR:O	3:U:258:LEU:HG	1.81	0.81
3:U:281:THR:O	3:U:285:VAL:HG12	1.79	0.81
3:X:376:ILE:O	3:X:380:LYS:HG3	1.79	0.81
4:Y:237:VAL:HG13	4:Y:453:ILE:HD11	1.63	0.81
3:Z:160:PRO:HG3	3:Z:185:LYS:HB3	1.61	0.81
2:1:56:VAL:HG13	2:1:126:PHE:CE2	2.14	0.81
2:1:65:HIS:CD2	2:1:65:HIS:N	2.45	0.81
2:1:190:TRP:HB3	2:1:223:ARG:HB2	1.63	0.81
3:2:264:ILE:HB	3:2:265:PRO:HD3	1.63	0.81
4:3:6:LEU:HD13	4:3:67:ASN:ND2	1.95	0.81
1:B:33:VAL:HG21	1:B:158:LEU:HD13	1.61	0.81
1:B:254:SER:O	2:C:265:LEU:CD1	2.27	0.81
1:B:269:LYS:HE3	1:B:270:VAL:HG23	1.62	0.81
2:C:42:LEU:HA	2:C:54:THR:HG22	1.60	0.81
2:C:47:GLU:O	2:C:132:ILE:HG21	1.79	0.81
2:C:130:CYS:SG	2:C:131:PRO:HD2	2.20	0.81
2:C:307:GLY:O	2:C:310:LEU:HB2	1.80	0.81
4:E:6:LEU:HD13	4:E:67:ASN:ND2	1.96	0.81
4:E:55:ILE:HG13	4:E:57:ILE:HG13	1.63	0.81
4:E:235:LEU:O	4:E:235:LEU:HD12	1.80	0.81
3:F:135:PHE:HB3	3:F:273:LEU:HA	1.60	0.81
3:I:245:LEU:HD11	4:J:255:ILE:HG13	1.62	0.81
3:K:67:TRP:CG	3:K:71:ASP:HB3	2.15	0.81
3:K:281:THR:O	3:K:285:VAL:HG12	1.79	0.81
3:K:378:GLY:O	3:K:382:ILE:HG12	1.79	0.81
1:L:37:LEU:CB	1:L:179:ALA:HB3	2.10	0.81
2:M:31:VAL:HG11	2:M:88:TRP:CH2	2.15	0.81
2:M:42:LEU:HA	2:M:54:THR:HG22	1.60	0.81
2:M:110:VAL:CG1	2:M:120:TRP:HB2	2.10	0.81
2:M:438:ALA:HA	2:M:441:GLU:CD	2.01	0.81
2:M:476:GLY:HA2	2:M:479:ASN:HB3	1.60	0.81
4:O:235:LEU:HD12	4:O:235:LEU:O	1.80	0.81
4:O:261:GLN:HE22	4:O:296:ILE:HD11	1.44	0.81
3:P:160:PRO:HG3	3:P:185:LYS:HB3	1.61	0.81
3:P:257:LEU:CD1	3:P:285:VAL:HG23	2.10	0.81
1:Q:37:LEU:CB	1:Q:179:ALA:HB3	2.11	0.81
3:S:231:LEU:O	3:S:235:LEU:HG	1.80	0.81
4:T:19:LYS:NZ	4:T:154:GLU:HB2	1.94	0.81
3:U:67:TRP:CG	3:U:71:ASP:HB3	2.15	0.81

Continued on next page...

Continued from previous page...

Atom-1	Atom-2	Interatomic distance (Å)	Clash overlap (Å)
3:U:160:PRO:HG3	3:U:185:LYS:HB3	1.61	0.81
3:U:250:LEU:CD1	3:U:296:ILE:HG21	2.10	0.81
1:V:35:LEU:HD22	1:V:56:LEU:HA	1.61	0.81
2:W:47:GLU:HG2	2:W:286:PRO:CD	2.09	0.81
2:W:56:VAL:HG13	2:W:126:PHE:CE2	2.14	0.81
2:W:307:GLY:O	2:W:310:LEU:HB2	1.80	0.81
2:W:475:MET:O	2:W:478:PHE:CD1	2.33	0.81
3:X:240:GLY:O	3:X:243:MET:SD	2.38	0.81
3:X:242:LYS:HD2	3:X:245:LEU:HD13	1.61	0.81
3:Z:79:ARG:HH11	3:Z:107:LYS:NZ	1.78	0.81
3:Z:108:LEU:CD1	3:Z:118:TRP:HB2	2.09	0.81
3:Z:422:THR:O	3:Z:425:VAL:HG12	1.78	0.81
1:O:109:LEU:HB3	1:O:117:SER:HB2	1.62	0.81
3:2:107:LYS:CE	4:3:149:THR:HA	2.10	0.81
3:A:382:ILE:O	3:A:386:MET:HG2	1.80	0.81
1:B:261:VAL:HG12	1:B:262:PHE:CD1	2.15	0.81
4:E:2:GLU:HA	4:E:5:ARG:HG3	1.62	0.81
1:G:109:LEU:HB3	1:G:117:SER:HB2	1.62	0.81
2:H:47:GLU:HG2	2:H:286:PRO:CD	2.09	0.81
4:J:89:VAL:HG23	4:J:99:PHE:CZ	2.15	0.81
4:J:276:SER:HB3	4:J:281:LEU:HD13	1.62	0.81
3:K:233:PHE:O	3:K:236:PRO:HG2	1.80	0.81
3:K:257:LEU:CD1	3:K:285:VAL:HG23	2.10	0.81
3:K:291:VAL:HG12	3:K:295:VAL:HG21	1.62	0.81
3:K:305:THR:HB	3:K:401:TYR:HB3	1.63	0.81
4:O:184:THR:N	4:O:215:GLN:O	2.13	0.81
4:O:216:ARG:O	4:O:217:LYS:HG3	1.81	0.81
3:P:66:ARG:N	3:P:66:ARG:HD3	1.95	0.81
3:P:79:ARG:HH11	3:P:107:LYS:NZ	1.78	0.81
2:R:47:GLU:HG2	2:R:286:PRO:CD	2.09	0.81
4:T:44:GLU:CD	4:T:129:ILE:HB	2.01	0.81
3:U:235:LEU:N	3:U:236:PRO:HD2	1.95	0.81
2:W:312:PHE:HE1	2:W:456:LEU:CD1	1.92	0.81
4:Y:436:ASN:HA	4:Y:439:TRP:NE1	1.95	0.81
1:O:223:TYR:O	1:O:227:PRO:CD	2.29	0.81
3:A:417:ILE:HA	3:A:420:ILE:HG12	1.59	0.81
1:B:9:SER:HA	1:B:12:PHE:HE1	1.41	0.81
2:C:180:ASP:H	2:C:195:LYS:HB3	1.43	0.81
3:F:79:ARG:HH11	3:F:107:LYS:NZ	1.78	0.81
3:F:245:LEU:CD2	1:G:250:SER:HA	2.09	0.81
1:G:35:LEU:HD22	1:G:56:LEU:HA	1.61	0.81

Continued on next page...

Continued from previous page...

Atom-1	Atom-2	Interatomic distance (Å)	Clash overlap (Å)
1:G:160:HIS:HE2	1:G:207:VAL:HG11	1.45	0.81
2:H:307:GLY:O	2:H:310:LEU:HB2	1.80	0.81
3:I:29:VAL:CG1	3:I:60:TRP:HE1	1.93	0.81
3:I:287:SER:HA	3:I:290:ILE:HG12	1.62	0.81
4:J:184:THR:N	4:J:215:GLN:O	2.13	0.81
3:K:160:PRO:HG3	3:K:185:LYS:HB3	1.61	0.81
3:N:35:LEU:HD11	3:N:54:VAL:HG11	1.58	0.81
3:N:166:ASP:HB2	3:N:181:TYR:HB2	1.61	0.81
3:P:245:LEU:CD2	1:Q:250:SER:HA	2.09	0.81
3:P:303:PRO:HB2	3:P:400:LYS:CE	2.10	0.81
1:Q:261:VAL:HG12	1:Q:262:PHE:CD1	2.15	0.81
4:T:35:THR:HB	4:T:54:TRP:HE3	1.45	0.81
4:T:191:LYS:H	4:T:209:ILE:CG2	1.93	0.81
1:V:33:VAL:HG21	1:V:158:LEU:HD13	1.61	0.81
2:W:42:LEU:HA	2:W:54:THR:HG22	1.60	0.81
2:W:279:PRO:HA	2:W:282:ALA:HB3	1.62	0.81
3:X:92:LEU:HB2	3:X:96:ALA:N	1.94	0.81
4:Y:20:PRO:HG2	4:Y:28:ILE:CD1	2.09	0.81
3:Z:254:THR:O	3:Z:258:LEU:HG	1.81	0.81
1:0:297:LEU:HD12	1:0:445:THR:HG21	1.61	0.81
2:1:130:CYS:SG	2:1:131:PRO:HD2	2.20	0.81
1:B:265:LEU:O	1:B:268:ASP:HB2	1.81	0.81
3:D:102:ILE:CG1	4:E:98:GLN:NE2	2.41	0.81
3:D:255:VAL:O	3:D:259:VAL:CG2	2.26	0.81
3:D:264:ILE:HB	3:D:265:PRO:HD3	1.63	0.81
4:E:20:PRO:HG2	4:E:28:ILE:CD1	2.09	0.81
3:F:257:LEU:CD1	3:F:285:VAL:HG23	2.10	0.81
1:G:258:ALA:CB	2:H:265:LEU:CD2	2.57	0.81
1:G:261:VAL:HG12	1:G:262:PHE:CD1	2.15	0.81
1:G:269:LYS:HE3	1:G:270:VAL:HG23	1.62	0.81
2:H:305:ASN:O	2:H:308:ILE:HG22	1.80	0.81
2:H:438:ALA:HA	2:H:441:GLU:CD	2.01	0.81
4:J:6:LEU:HD13	4:J:67:ASN:ND2	1.95	0.81
4:J:102:ALA:HB2	4:J:121:ALA:HB2	1.62	0.81
4:J:444:LYS:O	4:J:448:LYS:HG2	1.79	0.81
3:K:66:ARG:HD3	3:K:66:ARG:N	1.95	0.81
3:K:250:LEU:CD1	3:K:296:ILE:HG21	2.10	0.81
3:K:303:PRO:HB2	3:K:400:LYS:CE	2.10	0.81
3:K:417:ILE:HA	3:K:420:ILE:HG12	1.60	0.81
1:L:31:VAL:HG12	1:L:158:LEU:CD2	2.11	0.81
1:L:119:HIS:N	1:L:119:HIS:CD2	2.48	0.81

Continued on next page...

Continued from previous page...

Atom-1	Atom-2	Interatomic distance (Å)	Clash overlap (Å)
1:L:223:TYR:O	1:L:227:PRO:CD	2.29	0.81
4:O:19:LYS:NZ	4:O:154:GLU:HB2	1.94	0.81
3:P:135:PHE:HB3	3:P:273:LEU:HA	1.60	0.81
1:Q:31:VAL:HG12	1:Q:158:LEU:HD21	1.60	0.81
1:Q:258:ALA:CB	2:R:265:LEU:CD2	2.57	0.81
3:S:209:ARG:CG	3:S:210:ILE:H	1.92	0.81
3:S:405:VAL:O	3:S:409:ILE:HG23	1.80	0.81
4:T:6:LEU:HD13	4:T:67:ASN:ND2	1.95	0.81
4:T:184:THR:N	4:T:215:GLN:O	2.13	0.81
1:V:265:LEU:O	1:V:268:ASP:HB2	1.81	0.81
3:X:432:GLU:HG2	3:X:435:GLN:HE21	1.40	0.81
4:Y:6:LEU:HD13	4:Y:67:ASN:ND2	1.95	0.81
4:Y:35:THR:HB	4:Y:54:TRP:HE3	1.45	0.81
4:Y:235:LEU:HD12	4:Y:235:LEU:O	1.81	0.81
1:O:272:GLU:CA	1:O:275:LEU:HG	2.11	0.81
2:1:305:ASN:O	2:1:308:ILE:HG22	1.80	0.81
2:1:438:ALA:HA	2:1:441:GLU:CD	2.01	0.81
3:2:287:SER:HA	3:2:290:ILE:HG12	1.62	0.81
4:3:138:TRP:CZ2	4:3:215:GLN:HB2	2.16	0.81
3:A:303:PRO:HB2	3:A:400:LYS:CE	2.10	0.81
1:B:37:LEU:CB	1:B:179:ALA:HB3	2.11	0.81
2:C:190:TRP:HB3	2:C:223:ARG:HB2	1.63	0.81
2:C:438:ALA:HA	2:C:441:GLU:CD	2.01	0.81
3:D:167:LEU:HG	3:D:178:MET:HB2	1.63	0.81
4:E:44:GLU:CD	4:E:129:ILE:HB	2.01	0.81
4:E:184:THR:N	4:E:215:GLN:O	2.13	0.81
4:E:216:ARG:O	4:E:217:LYS:HG3	1.81	0.81
1:G:119:HIS:N	1:G:119:HIS:CD2	2.48	0.81
3:I:166:ASP:HB2	3:I:181:TYR:HB2	1.61	0.81
3:I:239:SER:HB2	3:I:242:LYS:HE2	1.60	0.81
4:J:191:LYS:H	4:J:209:ILE:CG2	1.93	0.81
3:K:414:PHE:HA	3:K:417:ILE:HD12	1.61	0.81
1:L:265:LEU:O	1:L:268:ASP:HB2	1.81	0.81
3:N:167:LEU:HG	3:N:178:MET:HB2	1.63	0.81
3:N:255:VAL:O	3:N:259:VAL:CG2	2.26	0.81
4:O:191:LYS:H	4:O:209:ILE:CG2	1.93	0.81
4:O:436:ASN:HA	4:O:439:TRP:NE1	1.95	0.81
3:P:238:ASP:HB3	1:Q:306:HIS:HE1	1.45	0.81
1:Q:31:VAL:HG12	1:Q:158:LEU:CD2	2.11	0.81
1:Q:405:VAL:HG12	1:Q:409:LYS:HZ3	1.43	0.81
2:R:427:ASN:HA	2:R:430:VAL:HG23	1.61	0.81

Continued on next page...

Continued from previous page...

Atom-1	Atom-2	Interatomic distance (Å)	Clash overlap (Å)
3:S:1:SER:H3	3:S:4:GLU:HB2	1.46	0.81
3:S:407:ASP:OD1	3:S:408:HIS:HD2	1.63	0.81
4:T:107:VAL:CG1	4:T:117:TRP:HB2	2.08	0.81
3:X:165:PRO:HG2	3:X:168:SER:HB3	1.63	0.81
1:O:261:VAL:HG12	1:O:262:PHE:CD1	2.15	0.81
2:1:31:VAL:HG11	2:1:88:TRP:CH2	2.15	0.81
3:2:209:ARG:CG	3:2:210:ILE:H	1.92	0.81
4:3:2:GLU:HA	4:3:5:ARG:HG3	1.63	0.81
4:3:237:VAL:HG13	4:3:453:ILE:HD11	1.63	0.81
3:A:250:LEU:CD1	3:A:296:ILE:HG21	2.10	0.81
3:A:305:THR:HB	3:A:401:TYR:HB3	1.63	0.81
1:B:31:VAL:HG12	1:B:158:LEU:CD2	2.11	0.81
1:B:109:LEU:HB3	1:B:117:SER:HB2	1.62	0.81
1:B:223:TYR:O	1:B:227:PRO:CD	2.29	0.81
1:B:272:GLU:CA	1:B:275:LEU:HG	2.11	0.81
2:C:305:ASN:O	2:C:308:ILE:HG22	1.80	0.81
3:F:67:TRP:CG	3:F:71:ASP:HB3	2.15	0.81
3:F:79:ARG:HD3	3:F:107:LYS:HD2	1.62	0.81
3:F:276:LYS:HD2	3:F:276:LYS:H	1.46	0.81
1:G:31:VAL:HG12	1:G:158:LEU:HD21	1.60	0.81
3:I:102:ILE:CG1	4:J:98:GLN:NE2	2.41	0.81
3:I:165:PRO:HG2	3:I:168:SER:HB3	1.63	0.81
3:I:292:THR:HA	3:I:295:VAL:CG2	2.09	0.81
4:J:2:GLU:HA	4:J:5:ARG:HG3	1.62	0.81
1:L:9:SER:HA	1:L:12:PHE:HE1	1.41	0.81
3:N:407:ASP:OD1	3:N:408:HIS:HD2	1.63	0.81
3:P:378:GLY:O	3:P:382:ILE:HG12	1.80	0.81
2:R:305:ASN:O	2:R:308:ILE:HG22	1.80	0.81
3:S:35:LEU:HG	3:S:54:VAL:CG1	2.10	0.81
4:T:436:ASN:HA	4:T:439:TRP:NE1	1.95	0.81
3:U:79:ARG:HH11	3:U:107:LYS:NZ	1.78	0.81
3:U:243:MET:HE3	3:U:244:THR:HG22	1.63	0.81
1:V:261:VAL:HG12	1:V:262:PHE:CD1	2.15	0.81
2:W:130:CYS:SG	2:W:131:PRO:HD2	2.20	0.81
3:X:245:LEU:HD11	4:Y:255:ILE:HG13	1.62	0.81
3:X:287:SER:HA	3:X:290:ILE:HG12	1.62	0.81
3:Z:167:LEU:HA	3:Z:170:PHE:HB2	1.62	0.81
3:Z:305:THR:HB	3:Z:401:TYR:HB3	1.63	0.81
1:O:75:ILE:O	1:O:75:ILE:HG13	1.79	0.81
1:O:265:LEU:O	1:O:268:ASP:HB2	1.81	0.81
2:1:289:GLY:O	2:1:293:MET:HE2	1.81	0.81

Continued on next page...

Continued from previous page...

Atom-1	Atom-2	Interatomic distance (Å)	Clash overlap (Å)
3:2:92:LEU:CB	3:2:95:ASN:HB2	2.08	0.81
4:3:67:ASN:N	4:3:67:ASN:ND2	2.25	0.81
4:3:235:LEU:HD12	4:3:235:LEU:O	1.80	0.81
4:3:261:GLN:HE22	4:3:296:ILE:HD11	1.43	0.81
3:A:281:THR:O	3:A:285:VAL:HG12	1.79	0.81
2:C:110:VAL:CG1	2:C:120:TRP:HB2	2.10	0.81
3:D:107:LYS:CE	4:E:149:THR:HA	2.10	0.81
3:F:43:VAL:HG22	3:F:50:VAL:HG13	1.63	0.81
3:F:66:ARG:HD3	3:F:66:ARG:N	1.95	0.81
3:F:235:LEU:N	3:F:236:PRO:HD2	1.95	0.81
1:G:258:ALA:HB2	2:H:265:LEU:CD1	2.08	0.81
2:H:110:VAL:CG1	2:H:120:TRP:HB2	2.10	0.81
3:I:203:TYR:HD1	3:I:203:TYR:H	1.29	0.81
3:I:252:SER:HB2	4:J:259:LEU:HD22	1.63	0.81
4:J:138:TRP:CZ2	4:J:215:GLN:HB2	2.16	0.81
3:K:235:LEU:HD11	3:K:242:LYS:CE	2.10	0.81
1:L:160:HIS:HE2	1:L:207:VAL:HG11	1.45	0.81
3:N:240:GLY:O	3:N:243:MET:SD	2.37	0.81
4:O:44:GLU:CD	4:O:129:ILE:HB	2.00	0.81
3:P:233:PHE:O	3:P:236:PRO:HG2	1.80	0.81
2:R:43:ILE:HD12	2:R:43:ILE:H	1.46	0.81
3:S:35:LEU:HD11	3:S:54:VAL:HG11	1.58	0.81
3:S:165:PRO:HG2	3:S:168:SER:HB3	1.63	0.81
4:T:102:ALA:HB2	4:T:121:ALA:HB2	1.62	0.81
4:T:237:VAL:HG13	4:T:453:ILE:HD11	1.63	0.81
4:T:444:LYS:O	4:T:448:LYS:HG2	1.79	0.81
3:U:179:LYS:HE2	3:U:208:GLN:CD	2.02	0.81
1:V:272:GLU:CA	1:V:275:LEU:HG	2.11	0.81
2:W:31:VAL:HG11	2:W:88:TRP:CH2	2.15	0.81
3:X:29:VAL:HG12	3:X:60:TRP:HD1	1.44	0.81
4:Y:191:LYS:H	4:Y:209:ILE:CG2	1.93	0.81
3:Z:175:GLU:O	3:Z:211:PRO:HD3	1.81	0.81
3:Z:414:PHE:HA	3:Z:417:ILE:HD12	1.61	0.81
1:0:160:HIS:HE2	1:0:207:VAL:HG11	1.45	0.81
2:1:87:ILE:CD1	2:1:110:VAL:HB	2.03	0.81
2:1:307:GLY:O	2:1:310:LEU:HB2	1.80	0.81
2:1:316:THR:HG23	2:1:317:PRO:CD	2.06	0.81
3:2:236:PRO:HB2	3:2:406:ILE:HG12	1.63	0.81
3:D:242:LYS:HD2	3:D:245:LEU:HD13	1.61	0.81
4:E:138:TRP:CZ2	4:E:215:GLN:HB2	2.16	0.81
3:F:250:LEU:CD1	3:F:296:ILE:HG21	2.10	0.81

Continued on next page...

Continued from previous page...

Atom-1	Atom-2	Interatomic distance (Å)	Clash overlap (Å)
2:H:154:ASN:HB3	2:H:211:ASN:CB	2.11	0.81
2:H:279:PRO:HA	2:H:282:ALA:HB3	1.62	0.81
4:J:216:ARG:O	4:J:217:LYS:HG3	1.81	0.81
2:M:305:ASN:O	2:M:308:ILE:HG22	1.80	0.81
2:M:475:MET:O	2:M:478:PHE:CD1	2.33	0.81
3:N:107:LYS:CE	4:O:149:THR:HA	2.10	0.81
3:N:231:LEU:O	3:N:235:LEU:HG	1.80	0.81
3:N:298:THR:CG2	3:N:301:ARG:HD3	2.11	0.81
4:O:20:PRO:HG2	4:O:28:ILE:CD1	2.09	0.81
3:P:286:ILE:O	3:P:289:ILE:HB	1.81	0.81
4:T:55:ILE:HG13	4:T:57:ILE:HG13	1.63	0.81
4:T:138:TRP:CZ2	4:T:215:GLN:HB2	2.16	0.81
3:U:87:LEU:H	3:U:87:LEU:CD2	1.89	0.81
3:U:276:LYS:H	3:U:276:LYS:HD2	1.46	0.81
4:Y:138:TRP:CZ2	4:Y:215:GLN:HB2	2.16	0.81
1:B:119:HIS:N	1:B:119:HIS:CD2	2.49	0.80
4:E:276:SER:HB3	4:E:281:LEU:HD13	1.62	0.80
3:F:233:PHE:O	3:F:236:PRO:HG2	1.80	0.80
3:F:296:ILE:HA	3:F:299:HIS:CB	2.10	0.80
3:F:305:THR:HB	3:F:401:TYR:HB3	1.63	0.80
2:H:31:VAL:HG11	2:H:88:TRP:CH2	2.15	0.80
2:H:122:PRO:CB	2:H:123:PRO:HD2	2.09	0.80
2:M:122:PRO:CB	2:M:123:PRO:HD2	2.09	0.80
3:N:35:LEU:HG	3:N:54:VAL:CG1	2.10	0.80
3:N:264:ILE:HB	3:N:265:PRO:HD3	1.63	0.80
3:N:405:VAL:O	3:N:409:ILE:HG23	1.80	0.80
4:O:276:SER:HB3	4:O:281:LEU:HD13	1.62	0.80
3:P:250:LEU:CD1	3:P:296:ILE:HG21	2.10	0.80
3:S:203:TYR:HD1	3:S:203:TYR:H	1.29	0.80
3:S:264:ILE:HB	3:S:265:PRO:HD3	1.63	0.80
4:T:144:VAL:HA	4:T:208:ILE:O	1.80	0.80
1:V:35:LEU:HD22	1:V:55:PHE:O	1.80	0.80
3:Z:303:PRO:HB2	3:Z:400:LYS:CE	2.10	0.80
2:1:89:ILE:HB	2:1:120:TRP:CZ3	2.16	0.80
2:1:180:ASP:H	2:1:195:LYS:HB3	1.43	0.80
3:2:35:LEU:CD1	3:2:54:VAL:CG1	2.57	0.80
3:2:167:LEU:HG	3:2:178:MET:HB2	1.63	0.80
3:A:135:PHE:CD1	3:A:273:LEU:HB2	2.16	0.80
3:A:254:THR:O	3:A:258:LEU:HG	1.81	0.80
2:C:31:VAL:HG11	2:C:88:TRP:CH2	2.15	0.80
3:D:236:PRO:HB2	3:D:406:ILE:HG12	1.63	0.80

Continued on next page...

Continued from previous page...

Atom-1	Atom-2	Interatomic distance (Å)	Clash overlap (Å)
4:E:191:LYS:H	4:E:209:ILE:CG2	1.93	0.80
1:G:272:GLU:CA	1:G:275:LEU:HG	2.11	0.80
2:H:7:LEU:HA	2:H:10:ASP:OD2	1.81	0.80
3:K:235:LEU:N	3:K:236:PRO:HD2	1.95	0.80
1:L:35:LEU:HD22	1:L:55:PHE:O	1.80	0.80
2:M:130:CYS:SG	2:M:131:PRO:HD2	2.20	0.80
2:M:190:TRP:HB3	2:M:223:ARG:HB2	1.63	0.80
2:M:279:PRO:HA	2:M:282:ALA:HB3	1.63	0.80
3:N:29:VAL:HG12	3:N:60:TRP:HD1	1.44	0.80
3:N:209:ARG:CG	3:N:210:ILE:H	1.93	0.80
3:N:236:PRO:HB2	3:N:406:ILE:HG12	1.63	0.80
4:O:6:LEU:HD13	4:O:67:ASN:ND2	1.95	0.80
3:P:276:LYS:HD2	3:P:276:LYS:H	1.46	0.80
3:P:382:ILE:O	3:P:386:MET:HG2	1.79	0.80
3:S:250:LEU:HD13	3:S:296:ILE:CD1	2.10	0.80
4:T:19:LYS:HZ2	4:T:154:GLU:HB3	1.46	0.80
3:U:245:LEU:CD2	1:V:250:SER:HA	2.09	0.80
3:U:257:LEU:CD1	3:U:285:VAL:HG23	2.10	0.80
1:V:160:HIS:CE1	1:V:207:VAL:HG11	2.15	0.80
2:W:110:VAL:CG1	2:W:120:TRP:HB2	2.10	0.80
2:W:154:ASN:HB3	2:W:211:ASN:CB	2.11	0.80
3:X:264:ILE:HB	3:X:265:PRO:HD3	1.63	0.80
3:Z:135:PHE:CD1	3:Z:273:LEU:HB2	2.16	0.80
2:1:78:SER:O	2:1:79:ILE:HD12	1.82	0.80
3:2:35:LEU:HG	3:2:54:VAL:CG1	2.10	0.80
4:3:191:LYS:H	4:3:209:ILE:CG2	1.93	0.80
3:A:235:LEU:N	3:A:236:PRO:HD2	1.95	0.80
3:A:296:ILE:HA	3:A:299:HIS:CB	2.10	0.80
2:C:89:ILE:HB	2:C:120:TRP:CZ3	2.16	0.80
3:D:165:PRO:HG2	3:D:168:SER:HB3	1.63	0.80
3:D:250:LEU:O	3:D:254:THR:HG22	1.82	0.80
4:E:91:LEU:H	4:E:95:VAL:CG2	1.95	0.80
3:F:305:THR:HG21	3:F:401:TYR:CD1	2.17	0.80
1:G:31:VAL:HG12	1:G:158:LEU:CD2	2.11	0.80
3:I:209:ARG:CG	3:I:210:ILE:H	1.92	0.80
3:I:231:LEU:O	3:I:235:LEU:HG	1.80	0.80
4:J:44:GLU:CD	4:J:129:ILE:HB	2.01	0.80
1:L:109:LEU:HB3	1:L:117:SER:HB2	1.62	0.80
1:L:241:LEU:HD21	1:L:251:LEU:HD21	1.63	0.80
2:M:7:LEU:HA	2:M:10:ASP:OD2	1.81	0.80
3:P:135:PHE:CD1	3:P:273:LEU:HB2	2.16	0.80

Continued on next page...

Continued from previous page...

Atom-1	Atom-2	Interatomic distance (Å)	Clash overlap (Å)
3:P:296:ILE:HA	3:P:299:HIS:CB	2.10	0.80
1:Q:119:HIS:N	1:Q:119:HIS:CD2	2.48	0.80
2:R:7:LEU:HA	2:R:10:ASP:OD2	1.81	0.80
3:S:167:LEU:HG	3:S:178:MET:HB2	1.63	0.80
3:S:242:LYS:HD2	3:S:245:LEU:HD13	1.61	0.80
4:T:2:GLU:HA	4:T:5:ARG:HG3	1.62	0.80
3:X:407:ASP:OD1	3:X:408:HIS:HD2	1.63	0.80
3:Z:1:SER:N	3:Z:4:GLU:HB2	1.96	0.80
3:Z:420:ILE:HG13	3:Z:421:GLY:N	1.96	0.80
1:O:37:LEU:CB	1:O:179:ALA:HB3	2.11	0.80
1:O:119:HIS:CD2	1:O:119:HIS:N	2.48	0.80
2:1:2:ASN:ND2	2:1:71:ALA:HB3	1.97	0.80
3:2:29:VAL:HG12	3:2:60:TRP:HD1	1.44	0.80
3:2:107:LYS:HE3	4:3:149:THR:HA	1.64	0.80
3:2:298:THR:CG2	3:2:301:ARG:HD3	2.11	0.80
4:3:216:ARG:O	4:3:217:LYS:HG3	1.81	0.80
3:A:305:THR:HG21	3:A:401:TYR:CD1	2.17	0.80
1:B:131:LYS:HZ2	1:B:132:VAL:HB	1.43	0.80
2:C:43:ILE:H	2:C:43:ILE:HD12	1.46	0.80
3:D:252:SER:HB2	4:E:259:LEU:HD22	1.63	0.80
3:F:175:GLU:O	3:F:211:PRO:HD3	1.81	0.80
2:H:65:HIS:CD2	2:H:65:HIS:N	2.45	0.80
2:H:77:ILE:HD11	2:H:80:LEU:HD13	1.63	0.80
4:J:235:LEU:HD12	4:J:235:LEU:O	1.80	0.80
3:K:276:LYS:HD2	3:K:276:LYS:H	1.46	0.80
3:K:286:ILE:O	3:K:289:ILE:HB	1.81	0.80
3:K:382:ILE:O	3:K:386:MET:HG2	1.80	0.80
2:M:97:ASN:HB3	2:M:128:SER:CB	2.11	0.80
3:N:107:LYS:HE3	4:O:149:THR:HA	1.64	0.80
3:P:305:THR:HB	3:P:401:TYR:HB3	1.63	0.80
1:Q:198:ARG:HH11	1:Q:198:ARG:CG	1.95	0.80
3:U:135:PHE:CD1	3:U:273:LEU:HB2	2.16	0.80
3:U:305:THR:HG21	3:U:401:TYR:CD1	2.17	0.80
1:V:9:SER:HA	1:V:12:PHE:HE1	1.41	0.80
3:X:92:LEU:CB	3:X:95:ASN:HB2	2.08	0.80
3:X:231:LEU:O	3:X:235:LEU:HG	1.80	0.80
3:X:252:SER:HB2	4:Y:259:LEU:HD22	1.63	0.80
3:X:298:THR:CG2	3:X:301:ARG:HD3	2.11	0.80
3:Z:130:ILE:CD1	3:Z:131:ILE:N	2.42	0.80
3:2:250:LEU:O	3:2:254:THR:HG22	1.82	0.80
4:3:1:ASN:HD22	4:3:69:SER:HB3	1.47	0.80

Continued on next page...

Continued from previous page...

Atom-1	Atom-2	Interatomic distance (Å)	Clash overlap (Å)
3:A:1:SER:N	3:A:4:GLU:HB2	1.96	0.80
3:A:160:PRO:HG3	3:A:185:LYS:HB3	1.61	0.80
1:B:241:LEU:HD21	1:B:251:LEU:HD21	1.63	0.80
3:D:107:LYS:HE3	4:E:149:THR:HA	1.64	0.80
4:E:237:VAL:HG13	4:E:453:ILE:HD11	1.63	0.80
3:F:179:LYS:HE2	3:F:208:GLN:CD	2.02	0.80
3:F:254:THR:O	3:F:258:LEU:HG	1.81	0.80
1:G:28:LYS:HG2	1:G:154:SER:O	1.82	0.80
1:G:226:VAL:HB	1:G:230:LEU:CD1	2.12	0.80
3:I:201:ILE:HG22	3:I:203:TYR:CE1	2.17	0.80
3:I:236:PRO:HB2	3:I:406:ILE:HG12	1.63	0.80
3:I:407:ASP:OD1	3:I:408:HIS:HD2	1.63	0.80
3:K:130:ILE:CD1	3:K:131:ILE:N	2.42	0.80
1:L:67:TRP:HB2	1:L:72:TYR:HB2	1.64	0.80
1:L:107:ASN:HB2	2:M:152:ASN:ND2	1.97	0.80
2:M:78:SER:O	2:M:79:ILE:HD12	1.82	0.80
2:M:89:ILE:HB	2:M:120:TRP:CZ3	2.16	0.80
3:N:145:LYS:HG3	3:N:202:THR:HG23	0.88	0.80
4:O:35:THR:HB	4:O:54:TRP:HE3	1.45	0.80
4:O:55:ILE:HG13	4:O:57:ILE:HG13	1.63	0.80
3:P:1:SER:N	3:P:4:GLU:HB2	1.96	0.80
2:R:89:ILE:HB	2:R:120:TRP:CZ3	2.16	0.80
3:U:420:ILE:HG13	3:U:421:GLY:N	1.96	0.80
1:V:198:ARG:HH11	1:V:198:ARG:CG	1.95	0.80
1:V:226:VAL:HB	1:V:230:LEU:CD1	2.12	0.80
2:W:78:SER:O	2:W:79:ILE:HD12	1.82	0.80
2:W:155:ALA:CB	2:W:211:ASN:HA	2.12	0.80
3:D:29:VAL:HG12	3:D:60:TRP:HD1	1.44	0.80
3:D:298:THR:CG2	3:D:301:ARG:HD3	2.11	0.80
4:E:152:ALA:H	4:E:205:PHE:HA	1.47	0.80
3:F:1:SER:N	3:F:4:GLU:HB2	1.96	0.80
1:G:33:VAL:HG21	1:G:158:LEU:HD13	1.61	0.80
2:H:453:ILE:HG23	2:H:454:ASP:H	1.47	0.80
3:K:79:ARG:HD3	3:K:107:LYS:HD2	1.62	0.80
3:K:179:LYS:HE2	3:K:208:GLN:CD	2.02	0.80
3:K:305:THR:HG21	3:K:401:TYR:CD1	2.17	0.80
3:N:30:ASP:OD1	3:N:30:ASP:N	2.13	0.80
3:N:252:SER:HB2	4:O:259:LEU:HD22	1.63	0.80
3:P:245:LEU:HD22	1:Q:250:SER:HA	1.62	0.80
1:Q:28:LYS:HG2	1:Q:154:SER:O	1.82	0.80
1:Q:197:TRP:CD1	1:Q:204:TYR:HB3	2.17	0.80

Continued on next page...

Continued from previous page...

Atom-1	Atom-2	Interatomic distance (Å)	Clash overlap (Å)
2:R:12:LEU:CD1	2:R:16:LYS:HG2	2.11	0.80
2:R:97:ASN:HB3	2:R:128:SER:CB	2.12	0.80
3:S:130:ILE:HD13	3:S:131:ILE:H	1.45	0.80
4:T:216:ARG:O	4:T:217:LYS:HG3	1.81	0.80
3:U:79:ARG:HD3	3:U:107:LYS:HD2	1.62	0.80
1:V:197:TRP:CD1	1:V:204:TYR:HB3	2.17	0.80
2:W:244:ALA:O	2:W:248:TYR:CD2	2.35	0.80
3:X:250:LEU:O	3:X:254:THR:HG22	1.82	0.80
1:O:31:VAL:HG12	1:O:158:LEU:CD2	2.11	0.80
1:O:226:VAL:HB	1:O:230:LEU:CD1	2.12	0.80
1:O:269:LYS:HE3	1:O:270:VAL:HG23	1.62	0.80
1:O:425:LYS:HA	1:O:428:TRP:HD1	1.44	0.80
2:1:106:TYR:HD1	2:1:106:TYR:O	1.65	0.80
3:2:165:PRO:HG2	3:2:168:SER:HB3	1.63	0.80
3:2:201:ILE:O	3:2:203:TYR:HE1	1.62	0.80
4:3:262:THR:HA	4:3:265:LEU:HB2	1.64	0.80
3:A:41:ILE:HG13	3:A:42:ASN:N	1.97	0.80
3:A:79:ARG:HD3	3:A:107:LYS:HD2	1.62	0.80
3:A:291:VAL:O	3:A:295:VAL:HG23	1.82	0.80
1:B:198:ARG:HH11	1:B:198:ARG:CG	1.95	0.80
2:C:426:THR:O	2:C:429:ILE:HG13	1.81	0.80
3:D:231:LEU:O	3:D:235:LEU:HG	1.81	0.80
3:F:136:PRO:HG3	3:F:274:ILE:HG23	1.64	0.80
3:K:235:LEU:CD1	3:K:242:LYS:HE3	2.10	0.80
1:L:88:PRO:HB2	1:L:90:ILE:HG13	1.64	0.80
3:N:165:PRO:HG2	3:N:168:SER:HB3	1.63	0.80
3:N:250:LEU:O	3:N:254:THR:HG22	1.82	0.80
4:O:138:TRP:CZ2	4:O:215:GLN:HB2	2.16	0.80
3:P:136:PRO:HG3	3:P:274:ILE:HG23	1.64	0.80
3:P:254:THR:O	3:P:258:LEU:HG	1.81	0.80
1:Q:47:ASN:O	1:Q:48:GLU:CG	2.27	0.80
2:R:130:CYS:SG	2:R:131:PRO:HD2	2.20	0.80
4:T:276:SER:HB3	4:T:281:LEU:HD13	1.63	0.80
3:U:136:PRO:HG3	3:U:274:ILE:HG23	1.64	0.80
3:U:286:ILE:O	3:U:289:ILE:HB	1.81	0.80
1:V:28:LYS:HG2	1:V:154:SER:O	1.82	0.80
1:V:425:LYS:HA	1:V:428:TRP:HD1	1.44	0.80
2:W:160:MET:H	2:W:213:GLN:HB2	1.45	0.80
3:X:284:PHE:O	3:X:287:SER:HB3	1.82	0.80
4:Y:102:ALA:HB2	4:Y:121:ALA:HB2	1.62	0.80
4:Y:152:ALA:H	4:Y:205:PHE:HA	1.47	0.80

Continued on next page...

Continued from previous page...

Atom-1	Atom-2	Interatomic distance (Å)	Clash overlap (Å)
3:Z:179:LYS:HE2	3:Z:208:GLN:CD	2.02	0.80
3:Z:291:VAL:O	3:Z:295:VAL:HG23	1.82	0.80
2:1:279:PRO:O	2:1:282:ALA:HB3	1.82	0.80
2:1:426:THR:O	2:1:429:ILE:HG13	1.81	0.80
4:3:1:ASN:ND2	4:3:69:SER:N	2.29	0.80
4:3:191:LYS:O	4:3:209:ILE:HG22	1.82	0.80
3:A:66:ARG:HD3	3:A:66:ARG:N	1.95	0.80
3:A:276:LYS:H	3:A:276:LYS:HD2	1.46	0.80
1:B:107:ASN:HB2	2:C:152:ASN:ND2	1.97	0.80
3:D:245:LEU:HD11	4:E:255:ILE:HG13	1.62	0.80
3:F:189:TYR:HA	3:F:197:PRO:CD	2.12	0.80
3:F:218:VAL:O	3:F:221:PRO:HD2	1.82	0.80
1:G:291:VAL:HG12	1:G:292:ALA:H	1.47	0.80
4:J:152:ALA:H	4:J:205:PHE:HA	1.47	0.80
3:K:131:ILE:HD11	3:K:140:GLN:CD	2.02	0.80
3:K:167:LEU:HA	3:K:170:PHE:HB2	1.62	0.80
3:K:291:VAL:O	3:K:295:VAL:HG23	1.82	0.80
1:L:226:VAL:HB	1:L:230:LEU:CD1	2.12	0.80
1:L:226:VAL:O	1:L:230:LEU:HG	1.82	0.80
3:P:175:GLU:O	3:P:211:PRO:HD3	1.81	0.80
3:P:179:LYS:HE2	3:P:208:GLN:CD	2.02	0.80
2:R:78:SER:O	2:R:79:ILE:HD12	1.82	0.80
2:R:110:VAL:CG1	2:R:120:TRP:HB2	2.10	0.80
2:R:426:THR:O	2:R:429:ILE:HG13	1.81	0.80
2:R:438:ALA:HA	2:R:441:GLU:CD	2.01	0.80
3:S:256:PHE:HE2	4:T:262:THR:HG22	1.47	0.80
4:T:262:THR:HA	4:T:265:LEU:HB2	1.64	0.80
2:W:89:ILE:HB	2:W:120:TRP:CZ3	2.16	0.80
4:Y:19:LYS:HZ2	4:Y:154:GLU:CB	1.93	0.80
4:Y:55:ILE:HG13	4:Y:57:ILE:HG13	1.63	0.80
4:Y:267:LEU:HD12	4:Y:270:GLN:OE1	1.82	0.80
3:Z:286:ILE:O	3:Z:289:ILE:HB	1.81	0.80
2:1:110:VAL:CG1	2:1:120:TRP:HB2	2.10	0.80
3:2:264:ILE:HB	3:2:265:PRO:CD	2.12	0.80
3:2:284:PHE:O	3:2:287:SER:HB3	1.82	0.80
3:A:175:GLU:O	3:A:211:PRO:HD3	1.81	0.80
1:B:88:PRO:HB2	1:B:90:ILE:HG13	1.64	0.80
2:C:7:LEU:HA	2:C:10:ASP:OD2	1.81	0.80
2:C:279:PRO:HA	2:C:282:ALA:HB3	1.62	0.80
3:D:256:PHE:HE2	4:E:262:THR:HG22	1.47	0.80
3:F:135:PHE:CD1	3:F:273:LEU:HB2	2.17	0.80

Continued on next page...

Continued from previous page...

Atom-1	Atom-2	Interatomic distance (Å)	Clash overlap (Å)
3:F:167:LEU:HA	3:F:170:PHE:HB2	1.63	0.80
3:F:286:ILE:O	3:F:289:ILE:HB	1.81	0.80
3:F:291:VAL:O	3:F:295:VAL:HG23	1.82	0.80
1:G:67:TRP:HB2	1:G:72:TYR:HB2	1.64	0.80
1:G:223:TYR:O	1:G:227:PRO:CD	2.29	0.80
2:H:160:MET:H	2:H:213:GLN:HB2	1.45	0.80
3:I:130:ILE:HD13	3:I:131:ILE:H	1.45	0.80
3:I:284:PHE:O	3:I:287:SER:HB3	1.82	0.80
3:K:420:ILE:HG13	3:K:421:GLY:N	1.96	0.80
2:M:12:LEU:CD1	2:M:16:LYS:HG2	2.11	0.80
3:N:28:PHE:CD2	3:N:157:SER:HB3	2.17	0.80
3:N:35:LEU:CD1	3:N:54:VAL:CG1	2.57	0.80
3:N:201:ILE:HG22	3:N:203:TYR:CE1	2.17	0.80
2:R:244:ALA:O	2:R:248:TYR:CD2	2.35	0.80
3:S:29:VAL:CG1	3:S:60:TRP:NE1	2.45	0.80
3:S:236:PRO:HB2	3:S:406:ILE:HG12	1.63	0.80
3:S:298:THR:CG2	3:S:301:ARG:HD3	2.11	0.80
4:T:1:ASN:ND2	4:T:69:SER:N	2.29	0.80
3:U:189:TYR:HA	3:U:197:PRO:CD	2.12	0.80
3:U:245:LEU:HD22	1:V:250:SER:HA	1.62	0.80
1:V:31:VAL:HG12	1:V:158:LEU:CD2	2.11	0.80
1:V:88:PRO:HB2	1:V:90:ILE:HG13	1.64	0.80
1:V:107:ASN:HB2	2:W:152:ASN:ND2	1.97	0.80
1:V:269:LYS:HE3	1:V:270:VAL:HG23	1.62	0.80
2:W:97:ASN:HB3	2:W:128:SER:CB	2.11	0.80
4:Y:44:GLU:CD	4:Y:129:ILE:HB	2.01	0.80
4:Y:444:LYS:O	4:Y:448:LYS:HG2	1.79	0.80
3:Z:131:ILE:HD11	3:Z:140:GLN:CD	2.02	0.80
2:1:77:ILE:HD11	2:1:80:LEU:HD13	1.63	0.80
4:3:55:ILE:HG13	4:3:57:ILE:HG13	1.63	0.80
3:A:130:ILE:CD1	3:A:131:ILE:N	2.42	0.80
2:C:2:ASN:ND2	2:C:71:ALA:HB3	1.97	0.80
2:C:12:LEU:CD1	2:C:16:LYS:HG2	2.11	0.80
2:C:77:ILE:O	2:C:77:ILE:HG13	1.82	0.80
2:C:78:SER:O	2:C:79:ILE:HD12	1.82	0.80
3:D:145:LYS:HG3	3:D:202:THR:HG23	0.88	0.80
4:E:148:GLN:HE21	4:E:148:GLN:CA	1.95	0.80
4:E:191:LYS:O	4:E:209:ILE:HG22	1.82	0.80
2:H:78:SER:O	2:H:79:ILE:HD12	1.82	0.80
2:H:155:ALA:CB	2:H:211:ASN:HA	2.12	0.80
3:I:298:THR:CG2	3:I:301:ARG:HD3	2.11	0.80

Continued on next page...

Continued from previous page...

Atom-1	Atom-2	Interatomic distance (Å)	Clash overlap (Å)
4:J:436:ASN:HA	4:J:439:TRP:NE1	1.95	0.80
3:K:254:THR:O	3:K:258:LEU:HG	1.81	0.80
1:L:198:ARG:HH11	1:L:198:ARG:CG	1.95	0.80
2:M:160:MET:H	2:M:213:GLN:HB2	1.45	0.80
3:P:35:LEU:HD21	3:P:37:LEU:CD2	2.12	0.80
3:P:305:THR:HG21	3:P:401:TYR:CD1	2.17	0.80
2:R:106:TYR:O	2:R:106:TYR:HD1	1.65	0.80
3:S:102:ILE:CG1	4:T:98:GLN:NE2	2.41	0.80
3:S:287:SER:HA	3:S:290:ILE:HG12	1.62	0.80
4:T:191:LYS:O	4:T:209:ILE:HG22	1.82	0.80
3:U:167:LEU:HA	3:U:170:PHE:HB2	1.62	0.80
1:V:67:TRP:HB2	1:V:72:TYR:HB2	1.64	0.80
1:V:160:HIS:HE2	1:V:207:VAL:HG11	1.45	0.80
1:V:258:ALA:CB	2:W:265:LEU:CD2	2.57	0.80
2:W:12:LEU:CD1	2:W:16:LYS:HG2	2.11	0.80
3:X:203:TYR:HD1	3:X:203:TYR:H	1.29	0.80
3:X:264:ILE:HB	3:X:265:PRO:CD	2.12	0.80
4:Y:2:GLU:HA	4:Y:5:ARG:HG3	1.63	0.80
3:2:201:ILE:HG22	3:2:203:TYR:CE1	2.17	0.79
4:3:474:VAL:HB	4:3:475:PRO:HD3	1.64	0.79
3:A:291:VAL:HG12	3:A:295:VAL:HG21	1.62	0.79
2:C:106:TYR:HD1	2:C:106:TYR:O	1.65	0.79
2:C:318:SER:HB2	2:C:447:ASN:ND2	1.97	0.79
4:E:262:THR:HA	4:E:265:LEU:HB2	1.64	0.79
1:G:241:LEU:HD21	1:G:251:LEU:HD21	1.63	0.79
1:G:265:LEU:O	1:G:268:ASP:HB2	1.81	0.79
2:H:2:ASN:ND2	2:H:71:ALA:HB3	1.97	0.79
3:I:250:LEU:O	3:I:254:THR:HG22	1.82	0.79
4:J:191:LYS:O	4:J:209:ILE:HG22	1.82	0.79
2:M:180:ASP:H	2:M:195:LYS:HB3	1.43	0.79
3:N:245:LEU:HD11	4:O:255:ILE:HG13	1.62	0.79
4:O:1:ASN:ND2	4:O:69:SER:N	2.29	0.79
3:P:139:GLN:HB2	3:P:207:MET:O	1.82	0.79
3:P:189:TYR:HA	3:P:197:PRO:CD	2.12	0.79
1:Q:67:TRP:HB2	1:Q:72:TYR:HB2	1.64	0.79
1:Q:223:TYR:O	1:Q:227:PRO:CD	2.29	0.79
1:Q:269:LYS:HE3	1:Q:270:VAL:HG23	1.62	0.79
3:S:102:ILE:HG22	3:S:102:ILE:O	1.82	0.79
4:T:91:LEU:H	4:T:95:VAL:CG2	1.95	0.79
3:U:41:ILE:CD1	3:U:51:GLU:CD	2.50	0.79
2:W:438:ALA:HA	2:W:441:GLU:CD	2.01	0.79

Continued on next page...

Continued from previous page...

Atom-1	Atom-2	Interatomic distance (Å)	Clash overlap (Å)
4:Y:19:LYS:NZ	4:Y:154:GLU:HB2	1.94	0.79
4:Y:91:LEU:H	4:Y:95:VAL:CG2	1.95	0.79
4:Y:184:THR:N	4:Y:215:GLN:O	2.13	0.79
4:Y:216:ARG:O	4:Y:217:LYS:HG3	1.81	0.79
4:Y:284:LYS:N	4:Y:284:LYS:CE	2.40	0.79
1:O:198:ARG:HH11	1:O:198:ARG:CG	1.95	0.79
2:1:154:ASN:HB3	2:1:211:ASN:CB	2.11	0.79
4:3:19:LYS:HZ2	4:3:154:GLU:CB	1.91	0.79
3:A:179:LYS:HE2	3:A:208:GLN:CD	2.02	0.79
3:A:189:TYR:HA	3:A:197:PRO:CD	2.12	0.79
3:D:203:TYR:HD1	3:D:203:TYR:H	1.29	0.79
3:D:287:SER:HA	3:D:290:ILE:HG12	1.62	0.79
3:F:6:ARG:HB2	3:F:6:ARG:NH1	1.98	0.79
3:F:35:LEU:HD21	3:F:37:LEU:CD2	2.12	0.79
3:F:291:VAL:HG12	3:F:295:VAL:HG21	1.62	0.79
3:F:419:ILE:HD13	3:F:423:VAL:CG2	2.13	0.79
2:H:89:ILE:HB	2:H:120:TRP:CZ3	2.16	0.79
3:K:148:ILE:CD1	3:K:156:VAL:HG13	2.12	0.79
3:K:175:GLU:O	3:K:211:PRO:HD3	1.81	0.79
3:K:189:TYR:HA	3:K:197:PRO:CD	2.12	0.79
2:M:154:ASN:HB3	2:M:211:ASN:CB	2.11	0.79
3:N:264:ILE:HB	3:N:265:PRO:CD	2.12	0.79
3:N:287:SER:HA	3:N:290:ILE:HG12	1.62	0.79
1:Q:88:PRO:HB2	1:Q:90:ILE:HG13	1.64	0.79
1:Q:89:ASP:OD1	1:Q:151:TYR:HD1	1.65	0.79
1:Q:107:ASN:HB2	2:R:152:ASN:ND2	1.97	0.79
2:R:190:TRP:HB3	2:R:223:ARG:HB2	1.63	0.79
3:U:175:GLU:O	3:U:211:PRO:HD3	1.81	0.79
2:W:7:LEU:HA	2:W:10:ASP:OD2	1.81	0.79
4:Y:1:ASN:ND2	4:Y:69:SER:N	2.30	0.79
3:Z:139:GLN:HB2	3:Z:207:MET:O	1.82	0.79
1:O:241:LEU:HD21	1:O:251:LEU:HD21	1.64	0.79
3:2:131:ILE:HG13	3:2:133:THR:N	1.97	0.79
3:2:245:LEU:HD11	4:3:255:ILE:HG13	1.62	0.79
4:3:91:LEU:H	4:3:95:VAL:CG2	1.95	0.79
3:A:139:GLN:HB2	3:A:207:MET:O	1.82	0.79
2:C:244:ALA:O	2:C:248:TYR:CD2	2.35	0.79
3:D:264:ILE:HB	3:D:265:PRO:CD	2.13	0.79
3:D:284:PHE:O	3:D:287:SER:HB3	1.82	0.79
4:E:241:PHE:CA	4:E:450:CYS:SG	2.70	0.79
1:G:435:ALA:O	1:G:439:PHE:HB3	1.82	0.79

Continued on next page...

Continued from previous page...

Atom-1	Atom-2	Interatomic distance (Å)	Clash overlap (Å)
3:K:6:ARG:HB2	3:K:6:ARG:NH1	1.98	0.79
3:N:250:LEU:HD13	3:N:296:ILE:CD1	2.10	0.79
2:R:154:ASN:HB3	2:R:211:ASN:CB	2.11	0.79
3:S:132:VAL:O	3:S:274:ILE:N	2.16	0.79
3:S:250:LEU:O	3:S:254:THR:HG22	1.82	0.79
3:U:131:ILE:HD11	3:U:140:GLN:CD	2.02	0.79
2:W:106:TYR:HD1	2:W:106:TYR:O	1.65	0.79
2:W:426:THR:O	2:W:429:ILE:HG13	1.81	0.79
3:X:137:PHE:O	3:X:435:GLN:HG3	1.83	0.79
3:X:255:VAL:O	3:X:259:VAL:CG2	2.27	0.79
4:Y:44:GLU:CG	4:Y:129:ILE:CB	2.46	0.79
4:Y:141:CYS:SG	4:Y:143:LEU:HD11	2.23	0.79
3:Z:66:ARG:HD3	3:Z:66:ARG:N	1.95	0.79
3:Z:189:TYR:HA	3:Z:197:PRO:CD	2.12	0.79
3:Z:235:LEU:CD1	3:Z:242:LYS:HE3	2.10	0.79
3:Z:419:ILE:HD13	3:Z:423:VAL:CG2	2.13	0.79
1:0:107:ASN:HB2	2:1:152:ASN:ND2	1.97	0.79
2:1:12:LEU:CD1	2:1:16:LYS:HG2	2.11	0.79
3:2:132:VAL:O	3:2:274:ILE:N	2.16	0.79
3:A:218:VAL:O	3:A:221:PRO:HD2	1.82	0.79
3:A:413:VAL:O	3:A:417:ILE:HG13	1.83	0.79
1:B:197:TRP:CD1	1:B:204:TYR:HB3	2.17	0.79
2:C:97:ASN:HB3	2:C:128:SER:CB	2.11	0.79
2:C:155:ALA:CB	2:C:211:ASN:HA	2.12	0.79
3:D:28:PHE:CD2	3:D:157:SER:HB3	2.17	0.79
4:E:35:THR:HB	4:E:54:TRP:HE3	1.45	0.79
1:G:21:PRO:HG2	1:G:60:TRP:HE1	1.48	0.79
2:H:153:TYR:HB2	2:H:158:ILE:HB	1.65	0.79
3:I:28:PHE:CD2	3:I:157:SER:HB3	2.17	0.79
3:I:222:CYS:O	3:I:225:PHE:CD1	2.36	0.79
3:K:135:PHE:CD1	3:K:273:LEU:HB2	2.17	0.79
3:P:131:ILE:HD11	3:P:140:GLN:CD	2.02	0.79
1:Q:226:VAL:HB	1:Q:230:LEU:CD1	2.12	0.79
2:R:155:ALA:CB	2:R:211:ASN:HA	2.12	0.79
3:S:137:PHE:O	3:S:435:GLN:HG3	1.83	0.79
3:U:35:LEU:HD21	3:U:37:LEU:CD2	2.12	0.79
3:U:305:THR:HB	3:U:401:TYR:HB3	1.63	0.79
2:W:43:ILE:HD12	2:W:43:ILE:H	1.46	0.79
2:W:153:TYR:HB2	2:W:158:ILE:HB	1.65	0.79
3:X:28:PHE:CD2	3:X:157:SER:HB3	2.17	0.79
4:Y:34:LEU:HB2	4:Y:210:PHE:HZ	1.48	0.79

Continued on next page...

Continued from previous page...

Atom-1	Atom-2	Interatomic distance (Å)	Clash overlap (Å)
3:Z:276:LYS:HD2	3:Z:276:LYS:H	1.46	0.79
4:3:276:SER:HB3	4:3:281:LEU:HD13	1.63	0.79
3:A:251:LEU:CD1	4:E:260:ALA:HB2	2.13	0.79
1:B:226:VAL:HB	1:B:230:LEU:CD1	2.12	0.79
3:D:35:LEU:CD1	3:D:54:VAL:CG1	2.57	0.79
4:E:107:VAL:CG1	4:E:117:TRP:HB2	2.08	0.79
2:H:244:ALA:O	2:H:248:TYR:CD2	2.35	0.79
3:I:107:LYS:HE3	4:J:149:THR:HA	1.64	0.79
3:I:137:PHE:O	3:I:435:GLN:HG3	1.83	0.79
4:J:1:ASN:ND2	4:J:69:SER:N	2.29	0.79
4:J:474:VAL:HB	4:J:475:PRO:HD3	1.64	0.79
3:K:35:LEU:HD21	3:K:37:LEU:CD2	2.12	0.79
3:K:419:ILE:HD13	3:K:423:VAL:CG2	2.13	0.79
4:O:237:VAL:HG13	4:O:453:ILE:HD11	1.63	0.79
1:Q:271:PRO:O	1:Q:275:LEU:HG	1.83	0.79
2:R:4:GLU:HB3	2:R:72:SER:HB2	1.65	0.79
4:T:34:LEU:HB2	4:T:210:PHE:HZ	1.48	0.79
1:V:37:LEU:CB	1:V:179:ALA:HB3	2.11	0.79
1:V:89:ASP:OD1	1:V:151:TYR:HD1	1.65	0.79
1:V:119:HIS:N	1:V:119:HIS:CD2	2.48	0.79
2:W:190:TRP:HB3	2:W:223:ARG:HB2	1.63	0.79
3:X:102:ILE:HG22	3:X:102:ILE:O	1.82	0.79
3:X:236:PRO:HB2	3:X:406:ILE:HG12	1.63	0.79
3:Z:218:VAL:O	3:Z:221:PRO:HD2	1.82	0.79
3:Z:305:THR:HG21	3:Z:401:TYR:CD1	2.17	0.79
1:0:226:VAL:O	1:0:230:LEU:HG	1.82	0.79
2:1:7:LEU:HA	2:1:10:ASP:OD2	1.81	0.79
3:2:145:LYS:HG3	3:2:202:THR:HG23	0.88	0.79
3:2:231:LEU:O	3:2:235:LEU:HG	1.80	0.79
4:3:267:LEU:HD12	4:3:270:GLN:OE1	1.82	0.79
1:B:67:TRP:HB2	1:B:72:TYR:HB2	1.64	0.79
1:B:226:VAL:O	1:B:230:LEU:HG	1.82	0.79
1:B:435:ALA:O	1:B:439:PHE:HB3	1.82	0.79
3:D:132:VAL:O	3:D:274:ILE:N	2.16	0.79
4:E:1:ASN:HD22	4:E:69:SER:HB3	1.47	0.79
4:E:1:ASN:ND2	4:E:69:SER:N	2.29	0.79
3:F:294:VAL:HG13	3:F:295:VAL:N	1.98	0.79
2:H:87:ILE:CD1	2:H:110:VAL:HB	2.03	0.79
2:H:97:ASN:HB3	2:H:128:SER:CB	2.12	0.79
2:H:115:ASN:HD22	2:H:115:ASN:N	1.74	0.79
2:H:279:PRO:O	2:H:282:ALA:HB3	1.82	0.79

Continued on next page...

Continued from previous page...

Atom-1	Atom-2	Interatomic distance (Å)	Clash overlap (Å)
4:J:141:CYS:SG	4:J:143:LEU:HD11	2.23	0.79
4:J:237:VAL:HG13	4:J:453:ILE:HD11	1.63	0.79
3:K:218:VAL:O	3:K:221:PRO:HD2	1.82	0.79
2:M:4:GLU:HB3	2:M:72:SER:HB2	1.65	0.79
2:M:77:ILE:HD11	2:M:80:LEU:HD13	1.63	0.79
2:M:426:THR:O	2:M:429:ILE:HG13	1.81	0.79
3:N:284:PHE:O	3:N:287:SER:HB3	1.82	0.79
4:O:91:LEU:H	4:O:95:VAL:CG2	1.95	0.79
3:S:28:PHE:CD2	3:S:157:SER:HB3	2.17	0.79
3:S:29:VAL:HG12	3:S:60:TRP:HD1	1.44	0.79
3:S:264:ILE:HB	3:S:265:PRO:CD	2.12	0.79
4:T:141:CYS:SG	4:T:143:LEU:HD11	2.23	0.79
3:X:132:VAL:O	3:X:274:ILE:N	2.16	0.79
4:Y:271:LYS:C	4:Y:273:PRO:HD2	2.03	0.79
4:Y:474:VAL:HB	4:Y:475:PRO:HD3	1.64	0.79
1:0:100:PHE:HB2	1:0:103:THR:CB	2.13	0.79
1:0:271:PRO:O	1:0:275:LEU:HG	1.83	0.79
2:1:427:ASN:HA	2:1:430:VAL:HG23	1.61	0.79
3:A:3:HIS:C	3:A:7:LEU:HG	2.03	0.79
3:A:6:ARG:NH1	3:A:6:ARG:HB2	1.98	0.79
3:A:286:ILE:O	3:A:289:ILE:HB	1.81	0.79
1:B:100:PHE:HB2	1:B:103:THR:CB	2.13	0.79
1:G:198:ARG:HH11	1:G:198:ARG:CG	1.95	0.79
2:H:106:TYR:HD1	2:H:106:TYR:O	1.65	0.79
2:H:190:TRP:HB3	2:H:223:ARG:HB2	1.63	0.79
2:H:426:THR:O	2:H:429:ILE:HG13	1.81	0.79
3:I:256:PHE:HE2	4:J:262:THR:HG22	1.47	0.79
4:J:262:THR:HA	4:J:265:LEU:HB2	1.64	0.79
3:K:238:ASP:HB3	1:L:306:HIS:HE1	1.45	0.79
1:L:271:PRO:O	1:L:275:LEU:HG	1.83	0.79
3:N:137:PHE:O	3:N:435:GLN:HG3	1.83	0.79
3:P:251:LEU:CD1	4:T:260:ALA:HB2	2.13	0.79
1:Q:134:TYR:N	1:Q:279:ILE:HG12	1.98	0.79
1:Q:272:GLU:CA	1:Q:275:LEU:HG	2.11	0.79
2:R:77:ILE:HD11	2:R:80:LEU:HD13	1.63	0.79
3:S:107:LYS:HE3	4:T:149:THR:HA	1.64	0.79
1:V:133:MET:CA	1:V:279:ILE:HG23	2.13	0.79
1:V:134:TYR:N	1:V:279:ILE:HG12	1.98	0.79
1:V:226:VAL:O	1:V:230:LEU:HG	1.82	0.79
2:W:427:ASN:HA	2:W:430:VAL:HG23	1.61	0.79
3:X:29:VAL:CG1	3:X:60:TRP:NE1	2.45	0.79

Continued on next page...

Continued from previous page...

Atom-1	Atom-2	Interatomic distance (Å)	Clash overlap (Å)
4:Y:276:SER:HB3	4:Y:281:LEU:HD13	1.63	0.79
1:O:88:PRO:HB2	1:O:90:ILE:HG13	1.64	0.79
1:O:134:TYR:N	1:O:279:ILE:HG12	1.98	0.79
3:2:255:VAL:O	3:2:259:VAL:CG2	2.27	0.79
3:2:303:PRO:HB2	3:2:400:LYS:HZ2	1.47	0.79
3:D:56:LEU:N	3:D:120:PRO:HD2	1.98	0.79
3:F:139:GLN:HB2	3:F:207:MET:O	1.82	0.79
1:G:100:PHE:HB2	1:G:103:THR:CB	2.13	0.79
4:J:1:ASN:HD22	4:J:69:SER:HB3	1.47	0.79
4:J:55:ILE:HG13	4:J:57:ILE:HG13	1.63	0.79
1:L:133:MET:CA	1:L:279:ILE:HG23	2.13	0.79
1:L:197:TRP:CD1	1:L:204:TYR:HB3	2.17	0.79
2:M:155:ALA:CB	2:M:211:ASN:HA	2.12	0.79
2:M:309:VAL:O	2:M:313:HIS:CB	2.31	0.79
4:O:2:GLU:HA	4:O:5:ARG:HG3	1.62	0.79
4:O:141:CYS:SG	4:O:143:LEU:HD11	2.23	0.79
4:O:191:LYS:O	4:O:209:ILE:HG22	1.82	0.79
1:Q:133:MET:CA	1:Q:279:ILE:HG23	2.13	0.79
1:Q:265:LEU:O	1:Q:268:ASP:HB2	1.81	0.79
1:Q:435:ALA:O	1:Q:439:PHE:HB3	1.82	0.79
2:R:318:SER:HB2	2:R:447:ASN:ND2	1.97	0.79
3:S:92:LEU:CB	3:S:95:ASN:HB2	2.08	0.79
3:S:201:ILE:HG22	3:S:203:TYR:CE1	2.17	0.79
3:S:252:SER:HB2	4:T:259:LEU:HD22	1.63	0.79
4:T:271:LYS:C	4:T:273:PRO:HD2	2.03	0.79
3:U:296:ILE:HA	3:U:299:HIS:CB	2.10	0.79
1:V:226:VAL:HB	1:V:230:LEU:HD11	1.64	0.79
2:W:279:PRO:O	2:W:282:ALA:HB3	1.82	0.79
3:X:56:LEU:N	3:X:120:PRO:HD2	1.98	0.79
3:X:201:ILE:HG22	3:X:203:TYR:CE1	2.17	0.79
1:O:47:ASN:O	1:O:48:GLU:CG	2.27	0.79
3:2:1:SER:H3	3:2:4:GLU:HB2	1.48	0.79
3:2:135:PHE:CG	3:2:210:ILE:HG12	2.18	0.79
3:2:137:PHE:O	3:2:435:GLN:HG3	1.83	0.79
3:A:52:THR:O	3:A:123:ILE:HG13	1.83	0.79
3:A:420:ILE:HG13	3:A:421:GLY:N	1.96	0.79
3:D:222:CYS:O	3:D:225:PHE:CD1	2.36	0.79
4:E:271:LYS:C	4:E:273:PRO:HD2	2.03	0.79
3:F:131:ILE:HD11	3:F:140:GLN:CD	2.02	0.79
2:H:12:LEU:CD1	2:H:16:LYS:HG2	2.11	0.79
2:H:469:THR:O	2:H:473:PHE:HB2	1.83	0.79

Continued on next page...

Continued from previous page...

Atom-1	Atom-2	Interatomic distance (Å)	Clash overlap (Å)
3:I:56:LEU:N	3:I:120:PRO:HD2	1.98	0.79
3:I:255:VAL:O	3:I:259:VAL:CG2	2.26	0.79
3:I:264:ILE:HB	3:I:265:PRO:HD3	1.63	0.79
3:K:1:SER:N	3:K:4:GLU:HB2	1.96	0.79
3:K:139:GLN:HB2	3:K:207:MET:O	1.82	0.79
1:L:28:LYS:HG2	1:L:154:SER:O	1.82	0.79
1:L:134:TYR:HE1	1:L:213:ILE:HG13	1.02	0.79
1:L:134:TYR:N	1:L:279:ILE:HG12	1.98	0.79
2:M:2:ASN:ND2	2:M:71:ALA:HB3	1.97	0.79
2:M:179:ILE:HG22	2:M:182:GLU:HB2	1.65	0.79
3:P:43:VAL:HG22	3:P:50:VAL:HG13	1.63	0.79
1:Q:291:VAL:HG12	1:Q:292:ALA:H	1.47	0.79
3:S:303:PRO:HB2	3:S:400:LYS:HZ2	1.48	0.79
4:T:148:GLN:HE21	4:T:148:GLN:CA	1.95	0.79
3:U:1:SER:N	3:U:4:GLU:HB2	1.96	0.79
3:U:41:ILE:HG13	3:U:42:ASN:N	1.97	0.79
3:U:291:VAL:HG12	3:U:295:VAL:HG21	1.62	0.79
3:U:291:VAL:O	3:U:295:VAL:HG23	1.82	0.79
3:U:413:VAL:O	3:U:417:ILE:HG13	1.83	0.79
3:X:276:LYS:HD2	3:X:276:LYS:H	1.48	0.79
4:Y:262:THR:HA	4:Y:265:LEU:HB2	1.64	0.79
3:Z:136:PRO:HG3	3:Z:274:ILE:HG23	1.64	0.79
1:O:435:ALA:O	1:O:439:PHE:HB3	1.82	0.79
2:1:179:ILE:HG22	2:1:182:GLU:HB2	1.65	0.79
3:2:28:PHE:CD2	3:2:157:SER:HB3	2.17	0.79
3:2:189:TYR:HA	3:2:197:PRO:CD	2.13	0.79
3:A:35:LEU:HD21	3:A:37:LEU:CD2	2.12	0.79
3:A:294:VAL:HG13	3:A:295:VAL:N	1.98	0.79
3:D:135:PHE:CG	3:D:210:ILE:HG12	2.18	0.79
4:E:91:LEU:HB2	4:E:95:VAL:H	1.48	0.79
4:E:474:VAL:HB	4:E:475:PRO:HD3	1.64	0.79
1:G:133:MET:CA	1:G:279:ILE:HG23	2.13	0.79
3:I:29:VAL:CG1	3:I:60:TRP:NE1	2.45	0.79
3:I:170:PHE:HE2	3:I:176:TRP:CD1	2.01	0.79
4:J:249:GLN:HE22	4:J:250:LYS:CE	1.91	0.79
3:K:41:ILE:HG13	3:K:42:ASN:N	1.97	0.79
1:L:226:VAL:HB	1:L:230:LEU:HD11	1.64	0.79
2:M:244:ALA:O	2:M:248:TYR:CD2	2.35	0.79
3:N:256:PHE:HE2	4:O:262:THR:HG22	1.47	0.79
3:N:276:LYS:HD2	3:N:276:LYS:H	1.48	0.79
4:O:267:LEU:HD12	4:O:270:GLN:OE1	1.82	0.79

Continued on next page...

Continued from previous page...

Atom-1	Atom-2	Interatomic distance (Å)	Clash overlap (Å)
3:P:3:HIS:C	3:P:7:LEU:HG	2.03	0.79
3:S:284:PHE:O	3:S:287:SER:HB3	1.82	0.79
3:U:3:HIS:C	3:U:7:LEU:HG	2.03	0.79
3:U:294:VAL:HG13	3:U:295:VAL:N	1.98	0.79
1:V:21:PRO:HG2	1:V:60:TRP:HE1	1.48	0.79
1:V:241:LEU:HD21	1:V:251:LEU:HD21	1.64	0.79
1:V:271:PRO:O	1:V:275:LEU:HG	1.83	0.79
3:X:256:PHE:HE2	4:Y:262:THR:HG22	1.47	0.79
4:Y:71:TYR:HD1	4:Y:111:ASN:CB	1.97	0.79
3:Z:41:ILE:HG13	3:Z:42:ASN:N	1.97	0.79
2:1:97:ASN:HB3	2:1:128:SER:CB	2.11	0.78
2:1:155:ALA:CB	2:1:211:ASN:HA	2.12	0.78
2:1:160:MET:H	2:1:213:GLN:HB2	1.45	0.78
3:2:29:VAL:CG1	3:2:60:TRP:NE1	2.45	0.78
3:2:222:CYS:O	3:2:225:PHE:CD1	2.36	0.78
4:3:35:THR:HB	4:3:54:TRP:HE3	1.44	0.78
4:3:241:PHE:CA	4:3:450:CYS:SG	2.70	0.78
1:B:28:LYS:HG2	1:B:154:SER:O	1.82	0.78
1:B:133:MET:CA	1:B:279:ILE:HG23	2.13	0.78
2:C:154:ASN:HB3	2:C:211:ASN:CB	2.11	0.78
3:D:29:VAL:CG1	3:D:60:TRP:NE1	2.45	0.78
3:D:102:ILE:HG22	3:D:102:ILE:O	1.82	0.78
3:D:201:ILE:HG22	3:D:203:TYR:CE1	2.17	0.78
3:F:148:ILE:CD1	3:F:156:VAL:HG13	2.12	0.78
1:G:107:ASN:HB2	2:H:152:ASN:HD21	1.48	0.78
1:G:197:TRP:CD1	1:G:204:TYR:HB3	2.17	0.78
1:G:271:PRO:O	1:G:275:LEU:HG	1.83	0.78
4:J:91:LEU:H	4:J:95:VAL:CG2	1.95	0.78
3:K:52:THR:O	3:K:123:ILE:HG13	1.83	0.78
1:L:100:PHE:HB2	1:L:103:THR:CB	2.13	0.78
2:M:43:ILE:HD12	2:M:43:ILE:H	1.46	0.78
2:M:106:TYR:HD1	2:M:106:TYR:O	1.65	0.78
4:O:1:ASN:HD22	4:O:69:SER:HB3	1.47	0.78
3:P:218:VAL:O	3:P:221:PRO:HD2	1.82	0.78
3:P:294:VAL:HG13	3:P:295:VAL:N	1.98	0.78
3:P:419:ILE:HD13	3:P:423:VAL:CG2	2.13	0.78
1:Q:21:PRO:HG2	1:Q:60:TRP:HE1	1.48	0.78
4:T:71:TYR:HD1	4:T:111:ASN:CB	1.97	0.78
4:T:474:VAL:HB	4:T:475:PRO:HD3	1.64	0.78
3:U:218:VAL:O	3:U:221:PRO:HD2	1.82	0.78
3:X:130:ILE:HD13	3:X:131:ILE:H	1.45	0.78

Continued on next page...

Continued from previous page...

Atom-1	Atom-2	Interatomic distance (Å)	Clash overlap (Å)
3:X:167:LEU:HG	3:X:178:MET:HB2	1.63	0.78
3:Z:52:THR:O	3:Z:123:ILE:HG13	1.83	0.78
3:Z:106:THR:HG22	3:Z:107:LYS:H	1.49	0.78
1:0:291:VAL:HG12	1:0:292:ALA:H	1.47	0.78
2:1:318:SER:HB2	2:1:447:ASN:ND2	1.97	0.78
3:2:252:SER:HB2	4:3:259:LEU:HD22	1.63	0.78
3:A:43:VAL:HG22	3:A:50:VAL:HG13	1.63	0.78
2:C:309:VAL:O	2:C:313:HIS:CB	2.31	0.78
2:C:316:THR:CG2	2:C:447:ASN:CB	2.49	0.78
3:F:3:HIS:C	3:F:7:LEU:HG	2.03	0.78
3:F:257:LEU:HD13	3:F:285:VAL:HG23	1.65	0.78
3:F:420:ILE:HG13	3:F:421:GLY:N	1.96	0.78
1:G:88:PRO:HB2	1:G:90:ILE:HG13	1.64	0.78
1:G:226:VAL:HB	1:G:230:LEU:HD11	1.64	0.78
1:G:226:VAL:O	1:G:230:LEU:HG	1.82	0.78
2:H:43:ILE:HD12	2:H:43:ILE:H	1.46	0.78
4:J:271:LYS:C	4:J:273:PRO:HD2	2.03	0.78
2:M:77:ILE:HG13	2:M:77:ILE:O	1.82	0.78
2:M:279:PRO:O	2:M:282:ALA:HB3	1.82	0.78
3:N:56:LEU:N	3:N:120:PRO:HD2	1.98	0.78
3:N:135:PHE:CG	3:N:210:ILE:HG12	2.18	0.78
4:O:249:GLN:HE22	4:O:250:LYS:CE	1.91	0.78
3:P:167:LEU:HA	3:P:170:PHE:HB2	1.63	0.78
3:P:255:VAL:CG2	4:T:264:PHE:CE1	2.66	0.78
2:R:153:TYR:HB2	2:R:158:ILE:HB	1.65	0.78
3:S:145:LYS:HG3	3:S:202:THR:HG23	0.88	0.78
3:S:276:LYS:HD2	3:S:276:LYS:H	1.48	0.78
2:W:4:GLU:HB3	2:W:72:SER:HB2	1.65	0.78
3:X:169:THR:HG22	3:X:169:THR:O	1.83	0.78
3:Z:43:VAL:HG22	3:Z:50:VAL:HG13	1.63	0.78
3:Z:54:VAL:CG2	3:Z:122:ALA:HB3	2.14	0.78
3:Z:167:LEU:HD12	3:Z:178:MET:CG	2.13	0.78
1:0:55:PHE:N	1:0:55:PHE:CD1	2.51	0.78
1:0:197:TRP:CD1	1:0:204:TYR:HB3	2.17	0.78
1:0:445:THR:O	1:0:449:ILE:HG12	1.84	0.78
3:2:256:PHE:HE2	4:3:262:THR:HG22	1.47	0.78
4:3:60:ASN:HD22	4:3:60:ASN:N	1.81	0.78
1:B:271:PRO:O	1:B:275:LEU:HG	1.83	0.78
3:D:303:PRO:HG2	3:D:400:LYS:HZ3	1.48	0.78
1:G:107:ASN:HB2	2:H:152:ASN:ND2	1.97	0.78
3:I:276:LYS:HD2	3:I:276:LYS:H	1.48	0.78

Continued on next page...

Continued from previous page...

Atom-1	Atom-2	Interatomic distance (Å)	Clash overlap (Å)
3:K:3:HIS:C	3:K:7:LEU:HG	2.03	0.78
3:K:54:VAL:CG2	3:K:122:ALA:HB3	2.14	0.78
1:L:435:ALA:O	1:L:439:PHE:HB3	1.82	0.78
3:N:189:TYR:HA	3:N:197:PRO:CD	2.13	0.78
3:P:41:ILE:CD1	3:P:51:GLU:CD	2.50	0.78
3:P:167:LEU:HD12	3:P:178:MET:CG	2.13	0.78
3:P:413:VAL:O	3:P:417:ILE:HG13	1.83	0.78
2:R:2:ASN:ND2	2:R:71:ALA:HB3	1.97	0.78
3:S:170:PHE:HE2	3:S:176:TRP:CD1	2.02	0.78
3:U:54:VAL:CG2	3:U:122:ALA:HB3	2.14	0.78
3:U:106:THR:HG22	3:U:107:LYS:H	1.48	0.78
4:Y:91:LEU:HB2	4:Y:95:VAL:H	1.48	0.78
4:Y:191:LYS:O	4:Y:209:ILE:HG22	1.82	0.78
3:Z:3:HIS:C	3:Z:7:LEU:HG	2.03	0.78
3:Z:413:VAL:O	3:Z:417:ILE:HG13	1.83	0.78
2:1:43:ILE:HD12	2:1:43:ILE:H	1.46	0.78
2:1:469:THR:O	2:1:473:PHE:HB2	1.83	0.78
3:A:255:VAL:CG2	4:E:264:PHE:CE1	2.66	0.78
3:A:432:GLU:HG3	3:A:436:GLU:OE2	1.84	0.78
1:B:107:ASN:HB2	2:C:152:ASN:HD21	1.49	0.78
1:B:160:HIS:HE2	1:B:207:VAL:HG11	1.45	0.78
1:B:291:VAL:HG12	1:B:292:ALA:H	1.47	0.78
3:D:189:TYR:HA	3:D:197:PRO:CD	2.13	0.78
4:E:141:CYS:SG	4:E:143:LEU:HD11	2.23	0.78
3:F:41:ILE:CD1	3:F:51:GLU:CD	2.50	0.78
3:F:273:LEU:O	3:F:273:LEU:HD23	1.84	0.78
2:H:289:GLY:O	2:H:293:MET:HE2	1.83	0.78
4:J:34:LEU:HB2	4:J:210:PHE:HZ	1.48	0.78
3:K:41:ILE:CD1	3:K:51:GLU:CD	2.50	0.78
3:K:136:PRO:HG3	3:K:274:ILE:HG23	1.64	0.78
3:N:49:ILE:HG21	3:N:125:LYS:HZ1	1.45	0.78
3:P:273:LEU:O	3:P:273:LEU:HD23	1.84	0.78
3:P:291:VAL:O	3:P:295:VAL:HG23	1.82	0.78
1:Q:405:VAL:HG12	1:Q:409:LYS:NZ	1.98	0.78
3:S:141:ASN:HA	3:S:205:PHE:O	1.84	0.78
4:T:91:LEU:HB2	4:T:95:VAL:H	1.48	0.78
4:T:267:LEU:HD12	4:T:270:GLN:OE1	1.82	0.78
3:U:273:LEU:O	3:U:273:LEU:HD23	1.84	0.78
1:V:244:ASP:HB3	2:W:314:PHE:HE1	1.49	0.78
2:W:289:GLY:O	2:W:293:MET:HE2	1.82	0.78
3:X:107:LYS:HE3	4:Y:149:THR:HA	1.64	0.78

Continued on next page...

Continued from previous page...

Atom-1	Atom-2	Interatomic distance (Å)	Clash overlap (Å)
3:X:135:PHE:CG	3:X:210:ILE:HG12	2.18	0.78
3:Z:6:ARG:HB2	3:Z:6:ARG:NH1	1.98	0.78
3:Z:35:LEU:HD21	3:Z:37:LEU:CD2	2.12	0.78
3:Z:257:LEU:HD13	3:Z:285:VAL:HG23	1.65	0.78
1:0:133:MET:CA	1:0:279:ILE:HG23	2.13	0.78
2:1:153:TYR:HB2	2:1:158:ILE:HB	1.65	0.78
2:1:244:ALA:O	2:1:248:TYR:CD2	2.35	0.78
3:A:54:VAL:CG2	3:A:122:ALA:HB3	2.14	0.78
3:A:131:ILE:HD11	3:A:140:GLN:CD	2.02	0.78
1:B:134:TYR:N	1:B:279:ILE:HG12	1.98	0.78
4:E:34:LEU:HB2	4:E:210:PHE:HZ	1.48	0.78
3:F:41:ILE:HG13	3:F:42:ASN:N	1.97	0.78
1:G:306:HIS:ND1	1:G:306:HIS:O	2.17	0.78
2:H:471:PHE:CD1	2:H:471:PHE:C	2.56	0.78
3:I:135:PHE:CG	3:I:210:ILE:HG12	2.18	0.78
3:K:240:GLY:O	3:K:306:HIS:HE1	1.67	0.78
3:K:294:VAL:HG13	3:K:295:VAL:N	1.98	0.78
1:L:89:ASP:OD1	1:L:151:TYR:HD1	1.65	0.78
3:N:222:CYS:O	3:N:225:PHE:CD1	2.36	0.78
3:P:41:ILE:HG13	3:P:42:ASN:N	1.97	0.78
3:P:52:THR:O	3:P:123:ILE:HG13	1.83	0.78
3:P:420:ILE:HG13	3:P:421:GLY:N	1.96	0.78
1:Q:226:VAL:O	1:Q:230:LEU:HG	1.82	0.78
1:Q:232:SER:O	1:Q:236:ILE:HG22	1.84	0.78
3:S:56:LEU:N	3:S:120:PRO:HD2	1.98	0.78
4:T:241:PHE:CA	4:T:450:CYS:SG	2.70	0.78
3:U:139:GLN:HB2	3:U:207:MET:O	1.82	0.78
1:V:232:SER:O	1:V:236:ILE:HG22	1.84	0.78
1:0:21:PRO:HG2	1:0:60:TRP:HE1	1.48	0.78
1:0:28:LYS:HG2	1:0:154:SER:O	1.82	0.78
1:0:306:HIS:ND1	1:0:306:HIS:O	2.17	0.78
4:3:91:LEU:HB2	4:3:95:VAL:H	1.48	0.78
4:3:152:ALA:H	4:3:205:PHE:HA	1.47	0.78
4:3:271:LYS:C	4:3:273:PRO:HD2	2.03	0.78
1:B:405:VAL:HG12	1:B:409:LYS:NZ	1.98	0.78
2:C:13:ILE:HB	2:C:86:LEU:HD22	1.66	0.78
2:C:179:ILE:HG22	2:C:182:GLU:HB2	1.65	0.78
3:F:118:TRP:CD1	3:F:120:PRO:CD	2.67	0.78
1:G:89:ASP:OD1	1:G:151:TYR:HD1	1.65	0.78
3:I:169:THR:HG22	3:I:169:THR:O	1.83	0.78
3:K:129:GLU:OE2	3:K:140:GLN:CG	2.32	0.78

Continued on next page...

Continued from previous page...

Atom-1	Atom-2	Interatomic distance (Å)	Clash overlap (Å)
1:L:445:THR:O	1:L:449:ILE:HG12	1.84	0.78
2:M:469:THR:O	2:M:473:PHE:HB2	1.83	0.78
3:N:102:ILE:HG22	3:N:102:ILE:O	1.82	0.78
3:N:131:ILE:HG13	3:N:133:THR:N	1.97	0.78
4:O:148:GLN:HE21	4:O:148:GLN:CA	1.95	0.78
4:O:152:ALA:H	4:O:205:PHE:HA	1.47	0.78
4:O:284:LYS:HE3	4:O:284:LYS:CA	2.14	0.78
3:P:54:VAL:CG2	3:P:122:ALA:HB3	2.14	0.78
3:P:209:ARG:CG	3:P:210:ILE:H	1.96	0.78
3:S:189:TYR:HA	3:S:197:PRO:CD	2.13	0.78
3:U:52:THR:O	3:U:123:ILE:HG13	1.83	0.78
1:V:223:TYR:O	1:V:227:PRO:CD	2.29	0.78
1:V:435:ALA:O	1:V:439:PHE:HB3	1.82	0.78
2:W:77:ILE:O	2:W:77:ILE:HG13	1.82	0.78
2:W:77:ILE:HD11	2:W:80:LEU:HD13	1.63	0.78
3:X:170:PHE:HE2	3:X:176:TRP:CD1	2.02	0.78
3:Z:242:LYS:HD2	3:Z:245:LEU:HD23	1.66	0.78
2:1:453:ILE:HG23	2:1:454:ASP:H	1.46	0.78
3:2:68:ASN:HB2	3:2:69:PRO:HD3	1.66	0.78
4:3:39:LEU:HD12	4:3:49:LEU:HD13	1.65	0.78
3:A:240:GLY:O	3:A:306:HIS:HE1	1.67	0.78
3:A:419:ILE:HD13	3:A:423:VAL:CG2	2.13	0.78
1:B:244:ASP:HB3	2:C:314:PHE:HE1	1.49	0.78
2:C:4:GLU:HB3	2:C:72:SER:HB2	1.65	0.78
3:D:276:LYS:HD2	3:D:276:LYS:H	1.49	0.78
4:E:19:LYS:HZ2	4:E:154:GLU:CB	1.93	0.78
4:E:27:VAL:HG12	4:E:153:HIS:O	1.84	0.78
4:E:60:ASN:HD22	4:E:60:ASN:N	1.81	0.78
4:E:267:LEU:HD12	4:E:270:GLN:OE1	1.82	0.78
3:F:406:ILE:HA	3:F:409:ILE:CD1	2.14	0.78
3:K:43:VAL:HG22	3:K:50:VAL:HG13	1.63	0.78
3:K:167:LEU:HD12	3:K:178:MET:CG	2.13	0.78
1:L:47:ASN:O	1:L:48:GLU:CG	2.27	0.78
4:O:27:VAL:HG12	4:O:153:HIS:O	1.84	0.78
4:O:271:LYS:C	4:O:273:PRO:HD2	2.03	0.78
4:O:474:VAL:HB	4:O:475:PRO:HD3	1.64	0.78
3:P:6:ARG:NH1	3:P:6:ARG:HB2	1.98	0.78
2:R:77:ILE:O	2:R:77:ILE:HG13	1.82	0.78
2:R:179:ILE:HG22	2:R:182:GLU:HB2	1.65	0.78
3:S:169:THR:O	3:S:169:THR:HG22	1.83	0.78
1:V:405:VAL:HG12	1:V:409:LYS:NZ	1.98	0.78

Continued on next page...

Continued from previous page...

Atom-1	Atom-2	Interatomic distance (Å)	Clash overlap (Å)
2:W:199:LYS:HZ2	2:W:199:LYS:C	1.87	0.78
3:X:141:ASN:HA	3:X:205:PHE:O	1.84	0.78
1:O:256:LEU:HD21	1:O:298:SER:HB2	1.66	0.78
1:O:306:HIS:HE1	3:Z:238:ASP:HB3	1.45	0.78
1:O:405:VAL:HG12	1:O:409:LYS:NZ	1.98	0.78
2:1:279:PRO:HA	2:1:282:ALA:HB3	1.63	0.78
4:3:264:PHE:CE1	3:Z:255:VAL:CG2	2.66	0.78
1:B:256:LEU:HD21	1:B:298:SER:HB2	1.66	0.78
2:C:470:ILE:O	2:C:474:VAL:HG23	1.84	0.78
4:E:76:LEU:HD21	4:E:108:LEU:HD11	1.66	0.78
3:F:255:VAL:CG2	4:J:264:PHE:CE1	2.66	0.78
1:G:135:PHE:HB2	1:G:279:ILE:CD1	2.14	0.78
2:H:4:GLU:HB3	2:H:72:SER:HB2	1.65	0.78
2:H:470:ILE:O	2:H:474:VAL:HG23	1.84	0.78
4:J:26:HIS:O	4:J:26:HIS:CG	2.37	0.78
4:J:27:VAL:HG12	4:J:153:HIS:O	1.84	0.78
4:J:267:LEU:HD12	4:J:270:GLN:OE1	1.82	0.78
3:K:413:VAL:O	3:K:417:ILE:HG13	1.83	0.78
4:O:183:TRP:HA	4:O:216:ARG:HA	1.66	0.78
3:P:106:THR:HG22	3:P:107:LYS:H	1.48	0.78
2:R:279:PRO:O	2:R:282:ALA:HB3	1.82	0.78
4:T:152:ALA:H	4:T:205:PHE:HA	1.47	0.78
3:U:406:ILE:HA	3:U:409:ILE:CD1	2.14	0.78
2:W:279:PRO:HA	2:W:282:ALA:CB	2.14	0.78
3:X:131:ILE:HG13	3:X:133:THR:N	1.97	0.78
4:Y:39:LEU:HD12	4:Y:49:LEU:HD13	1.65	0.78
3:Z:432:GLU:HG3	3:Z:436:GLU:OE2	1.84	0.78
2:1:471:PHE:CD1	2:1:471:PHE:C	2.56	0.78
3:2:95:ASN:ND2	3:2:128:CYS:HB3	1.98	0.78
3:2:228:LEU:HD21	4:3:258:LEU:HD21	1.66	0.78
4:3:260:ALA:HB2	3:Z:251:LEU:CD1	2.13	0.78
4:3:284:LYS:N	4:3:284:LYS:CE	2.40	0.78
3:A:209:ARG:CG	3:A:210:ILE:H	1.96	0.78
1:B:89:ASP:OD1	1:B:151:TYR:HD1	1.65	0.78
2:C:13:ILE:HG21	2:C:86:LEU:HB3	1.66	0.78
4:E:183:TRP:HA	4:E:216:ARG:HA	1.66	0.78
3:F:432:GLU:HG3	3:F:436:GLU:OE2	1.84	0.78
2:H:309:VAL:O	2:H:313:HIS:CB	2.31	0.78
3:I:132:VAL:O	3:I:274:ILE:N	2.16	0.78
3:I:167:LEU:HG	3:I:178:MET:HB2	1.63	0.78
3:I:264:ILE:HB	3:I:265:PRO:CD	2.12	0.78

Continued on next page...

Continued from previous page...

Atom-1	Atom-2	Interatomic distance (Å)	Clash overlap (Å)
4:J:39:LEU:HD12	4:J:49:LEU:HD13	1.65	0.78
3:K:242:LYS:HD2	3:K:245:LEU:HD23	1.66	0.78
3:K:296:ILE:HA	3:K:299:HIS:CB	2.10	0.78
3:K:406:ILE:HA	3:K:409:ILE:CD1	2.14	0.78
1:L:68:ASP:O	1:L:72:TYR:HB3	1.84	0.78
1:L:291:VAL:HG12	1:L:292:ALA:H	1.47	0.78
3:N:29:VAL:CG1	3:N:60:TRP:NE1	2.45	0.78
3:N:141:ASN:HA	3:N:205:PHE:O	1.84	0.78
4:O:91:LEU:HB2	4:O:95:VAL:H	1.48	0.78
3:P:291:VAL:HG12	3:P:295:VAL:HG21	1.62	0.78
3:P:432:GLU:HG3	3:P:436:GLU:OE2	1.84	0.78
1:Q:100:PHE:HB2	1:Q:103:THR:CB	2.13	0.78
1:Q:306:HIS:ND1	1:Q:306:HIS:O	2.17	0.78
3:S:135:PHE:CG	3:S:210:ILE:HG12	2.18	0.78
3:S:222:CYS:O	3:S:225:PHE:CD1	2.36	0.78
4:T:39:LEU:HD12	4:T:49:LEU:HD13	1.65	0.78
4:T:284:LYS:HE3	4:T:284:LYS:CA	2.14	0.78
3:U:129:GLU:OE2	3:U:140:GLN:CG	2.32	0.78
3:U:255:VAL:CG2	4:Y:264:PHE:CE1	2.66	0.78
3:U:257:LEU:HD13	3:U:285:VAL:HG23	1.65	0.78
2:W:179:ILE:HG22	2:W:182:GLU:HB2	1.65	0.78
4:Y:162:GLU:HG2	4:Y:190:ALA:O	1.84	0.78
3:Z:1:SER:H3	3:Z:4:GLU:HB2	1.46	0.78
3:Z:406:ILE:HA	3:Z:409:ILE:CD1	2.14	0.78
1:0:107:ASN:HB2	2:1:152:ASN:HD21	1.48	0.78
4:3:99:PHE:HB3	4:3:102:ALA:CB	2.14	0.78
4:3:141:CYS:SG	4:3:143:LEU:HD11	2.23	0.78
4:3:177:PHE:CZ	4:3:184:THR:HA	2.19	0.78
4:3:227:ALA:N	4:3:228:PRO:HD2	1.99	0.78
3:A:242:LYS:HD2	3:A:245:LEU:HD23	1.66	0.78
1:B:236:ILE:O	1:B:240:TYR:HB2	1.84	0.78
4:E:71:TYR:HD1	4:E:111:ASN:CB	1.97	0.78
1:G:55:PHE:N	1:G:55:PHE:CD1	2.51	0.78
1:G:266:LEU:O	1:G:270:VAL:HG23	1.84	0.78
1:G:287:ILE:HA	1:G:290:LEU:HD12	1.66	0.78
3:I:189:TYR:HA	3:I:197:PRO:CD	2.13	0.78
1:L:37:LEU:HB3	1:L:179:ALA:CB	2.14	0.78
1:L:135:PHE:HB2	1:L:279:ILE:CD1	2.14	0.78
1:L:232:SER:O	1:L:236:ILE:HG22	1.84	0.78
2:M:13:ILE:HB	2:M:86:LEU:HD22	1.66	0.78
4:O:76:LEU:HD21	4:O:108:LEU:HD11	1.66	0.78

Continued on next page...

Continued from previous page...

Atom-1	Atom-2	Interatomic distance (Å)	Clash overlap (Å)
4:O:293:SER:O	4:O:296:ILE:HG12	1.84	0.78
1:Q:244:ASP:HB3	2:R:314:PHE:HE1	1.49	0.78
2:R:263:VAL:HA	3:S:251:LEU:HD11	1.66	0.78
4:T:162:GLU:HG2	4:T:190:ALA:O	1.84	0.78
3:U:43:VAL:HG22	3:U:50:VAL:HG13	1.63	0.78
2:W:13:ILE:HB	2:W:86:LEU:HD22	1.66	0.78
2:W:13:ILE:HG21	2:W:86:LEU:HB3	1.66	0.78
3:X:61:ILE:HA	3:X:116:ILE:HD11	1.66	0.78
4:Y:284:LYS:HE3	4:Y:284:LYS:CA	2.14	0.78
4:Y:293:SER:O	4:Y:296:ILE:HG12	1.84	0.78
3:Z:129:GLU:OE2	3:Z:140:GLN:CG	2.32	0.78
1:0:68:ASP:O	1:0:72:TYR:HB3	1.84	0.77
1:0:89:ASP:OD1	1:0:151:TYR:HD1	1.65	0.77
1:0:251:LEU:HD13	2:1:261:ILE:HG21	1.66	0.77
2:1:38:THR:HG21	2:1:57:TRP:CE3	2.19	0.77
4:3:27:VAL:HG12	4:3:153:HIS:O	1.84	0.77
3:A:129:GLU:OE2	3:A:140:GLN:CG	2.32	0.77
3:A:167:LEU:HD12	3:A:178:MET:CG	2.14	0.77
1:B:55:PHE:HD1	1:B:55:PHE:N	1.83	0.77
1:B:68:ASP:O	1:B:72:TYR:HB3	1.84	0.77
2:C:279:PRO:O	2:C:282:ALA:HB3	1.82	0.77
3:D:131:ILE:HG13	3:D:133:THR:N	1.97	0.77
3:D:170:PHE:HE2	3:D:176:TRP:CD1	2.01	0.77
3:F:413:VAL:O	3:F:417:ILE:HG13	1.83	0.77
3:I:38:ILE:HA	3:I:169:THR:CG2	2.14	0.77
3:I:95:ASN:ND2	3:I:128:CYS:HB3	1.98	0.77
3:K:89:ASP:HB2	3:K:149:TRP:HD1	1.48	0.77
3:K:118:TRP:CD1	3:K:120:PRO:CD	2.67	0.77
2:M:190:TRP:HD1	2:M:221:ILE:HD12	1.49	0.77
2:M:263:VAL:HA	3:N:251:LEU:HD11	1.66	0.77
3:N:228:LEU:HD21	4:O:258:LEU:HD21	1.66	0.77
4:O:99:PHE:HB3	4:O:102:ALA:CB	2.14	0.77
3:P:406:ILE:HA	3:P:409:ILE:CD1	2.14	0.77
1:Q:226:VAL:HB	1:Q:230:LEU:HD11	1.64	0.77
3:S:131:ILE:HG13	3:S:133:THR:N	1.97	0.77
3:X:30:ASP:OD1	3:X:30:ASP:N	2.12	0.77
1:0:232:SER:O	1:0:236:ILE:HG22	1.84	0.77
2:1:77:ILE:O	2:1:77:ILE:HG13	1.82	0.77
3:2:56:LEU:N	3:2:120:PRO:HD2	1.98	0.77
3:2:102:ILE:O	3:2:102:ILE:HG22	1.82	0.77
3:2:138:ASP:O	3:2:139:GLN:HG2	1.84	0.77

Continued on next page...

Continued from previous page...

Atom-1	Atom-2	Interatomic distance (Å)	Clash overlap (Å)
2:C:469:THR:O	2:C:473:PHE:HB2	1.83	0.77
1:G:232:SER:O	1:G:236:ILE:HG22	1.84	0.77
3:I:138:ASP:O	3:I:139:GLN:HG2	1.84	0.77
4:J:133:TYR:CE1	4:J:139:GLN:O	2.37	0.77
3:K:255:VAL:CG2	4:O:264:PHE:CE1	2.66	0.77
2:M:13:ILE:HG21	2:M:86:LEU:HB3	1.66	0.77
2:M:153:TYR:HB2	2:M:158:ILE:HB	1.65	0.77
3:N:138:ASP:O	3:N:139:GLN:HG2	1.84	0.77
3:N:303:PRO:HB2	3:N:400:LYS:HZ2	1.49	0.77
4:O:60:ASN:HD22	4:O:60:ASN:N	1.81	0.77
4:O:284:LYS:N	4:O:284:LYS:CE	2.40	0.77
1:Q:45:GLU:HA	1:Q:130:ILE:HD12	1.66	0.77
2:R:13:ILE:HB	2:R:86:LEU:HD22	1.66	0.77
2:R:469:THR:O	2:R:473:PHE:HB2	1.83	0.77
3:S:35:LEU:CD1	3:S:54:VAL:CG1	2.57	0.77
4:T:177:PHE:CZ	4:T:184:THR:HA	2.19	0.77
4:T:266:PHE:HD1	4:T:269:ALA:HB3	1.49	0.77
3:U:6:ARG:NH1	3:U:6:ARG:HB2	1.98	0.77
3:U:419:ILE:HD13	3:U:423:VAL:CG2	2.13	0.77
2:W:2:ASN:ND2	2:W:71:ALA:HB3	1.97	0.77
2:W:248:TYR:C	2:W:250:PRO:HD2	2.05	0.77
2:W:263:VAL:HA	3:X:251:LEU:HD11	1.66	0.77
2:W:309:VAL:O	2:W:313:HIS:CB	2.31	0.77
2:W:469:THR:O	2:W:473:PHE:HB2	1.83	0.77
3:X:145:LYS:HG3	3:X:202:THR:HG23	0.88	0.77
3:X:222:CYS:O	3:X:225:PHE:CD1	2.36	0.77
3:X:250:LEU:HD13	3:X:296:ILE:CD1	2.10	0.77
1:0:37:LEU:HB3	1:0:179:ALA:CB	2.14	0.77
1:0:236:ILE:O	1:0:240:TYR:HB2	1.85	0.77
2:1:470:ILE:O	2:1:474:VAL:HG23	1.84	0.77
4:3:94:ASN:CG	4:3:143:LEU:HD23	2.05	0.77
4:3:148:GLN:HE21	4:3:148:GLN:CA	1.95	0.77
4:3:284:LYS:HE3	4:3:284:LYS:CA	2.14	0.77
1:B:232:SER:O	1:B:236:ILE:HG22	1.84	0.77
2:C:38:THR:HG21	2:C:57:TRP:CE3	2.19	0.77
2:C:60:HIS:NE2	2:C:92:ILE:HG21	2.00	0.77
2:C:103:ASN:ND2	2:C:106:TYR:CE2	2.53	0.77
4:E:249:GLN:HE22	4:E:250:LYS:CE	1.91	0.77
1:G:37:LEU:CB	1:G:179:ALA:HB3	2.11	0.77
2:H:279:PRO:HA	2:H:282:ALA:CB	2.14	0.77
3:I:1:SER:N	3:I:4:GLU:HB2	2.00	0.77

Continued on next page...

Continued from previous page...

Atom-1	Atom-2	Interatomic distance (Å)	Clash overlap (Å)
3:I:250:LEU:HD13	3:I:296:ILE:CD1	2.10	0.77
4:J:71:TYR:HD1	4:J:111:ASN:CB	1.97	0.77
1:L:92:LEU:HA	1:L:145:VAL:O	1.84	0.77
1:L:236:ILE:O	1:L:240:TYR:HB2	1.85	0.77
2:M:103:ASN:ND2	2:M:106:TYR:CE2	2.52	0.77
2:M:279:PRO:HA	2:M:282:ALA:CB	2.14	0.77
2:M:453:ILE:CG2	2:M:454:ASP:H	1.98	0.77
3:N:132:VAL:O	3:N:274:ILE:N	2.16	0.77
3:N:170:PHE:HE2	3:N:176:TRP:CD1	2.01	0.77
1:Q:241:LEU:HD21	1:Q:251:LEU:HD21	1.63	0.77
2:R:13:ILE:HG21	2:R:86:LEU:HB3	1.66	0.77
2:R:470:ILE:O	2:R:474:VAL:HG23	1.84	0.77
3:S:61:ILE:HA	3:S:116:ILE:HD11	1.66	0.77
4:T:26:HIS:O	4:T:26:HIS:CG	2.37	0.77
4:T:99:PHE:HB3	4:T:102:ALA:CB	2.14	0.77
1:V:107:ASN:HB2	2:W:152:ASN:HD21	1.48	0.77
1:V:147:LYS:HG3	1:V:148:SER:N	2.00	0.77
2:W:103:ASN:ND2	2:W:106:TYR:CE2	2.53	0.77
3:X:1:SER:N	3:X:4:GLU:HB2	2.00	0.77
3:Z:423:VAL:O	3:Z:426:PHE:HB3	1.85	0.77
1:0:135:PHE:HB2	1:0:279:ILE:CD1	2.14	0.77
3:2:92:LEU:N	3:2:92:LEU:HD22	2.00	0.77
3:2:141:ASN:HA	3:2:205:PHE:O	1.84	0.77
4:3:26:HIS:O	4:3:26:HIS:CG	2.37	0.77
3:A:273:LEU:O	3:A:273:LEU:HD23	1.84	0.77
3:A:406:ILE:HA	3:A:409:ILE:CD1	2.14	0.77
2:C:289:GLY:O	2:C:293:MET:HE2	1.84	0.77
3:D:137:PHE:O	3:D:435:GLN:HG3	1.83	0.77
4:E:284:LYS:HE3	4:E:284:LYS:CA	2.14	0.77
2:H:42:LEU:HD22	2:H:190:TRP:HH2	1.49	0.77
2:H:230:ILE:HG13	2:H:231:ASN:N	1.99	0.77
3:I:102:ILE:O	3:I:102:ILE:HG22	1.82	0.77
3:I:141:ASN:HA	3:I:205:PHE:O	1.84	0.77
1:L:256:LEU:HD21	1:L:298:SER:HB2	1.66	0.77
1:L:272:GLU:CA	1:L:275:LEU:HG	2.11	0.77
2:M:318:SER:HB2	2:M:447:ASN:ND2	1.97	0.77
3:N:203:TYR:HD1	3:N:203:TYR:H	1.29	0.77
3:N:287:SER:HA	3:N:290:ILE:CG1	2.15	0.77
4:O:34:LEU:HB2	4:O:210:PHE:HZ	1.48	0.77
4:O:71:TYR:HD1	4:O:111:ASN:CB	1.97	0.77
3:P:129:GLU:OE2	3:P:140:GLN:CG	2.32	0.77

Continued on next page...

Continued from previous page...

Atom-1	Atom-2	Interatomic distance (Å)	Clash overlap (Å)
4:Y:177:PHE:CZ	4:Y:184:THR:HA	2.19	0.77
4:Y:241:PHE:CA	4:Y:450:CYS:SG	2.70	0.77
2:1:453:ILE:CG2	2:1:454:ASP:H	1.98	0.77
3:2:170:PHE:HE2	3:2:176:TRP:CD1	2.01	0.77
3:2:376:ILE:HG22	3:2:380:LYS:NZ	2.00	0.77
4:3:71:TYR:HD1	4:3:111:ASN:CB	1.97	0.77
4:3:76:LEU:HD21	4:3:108:LEU:HD11	1.66	0.77
3:A:106:THR:HG22	3:A:107:LYS:H	1.48	0.77
1:B:37:LEU:HB3	1:B:179:ALA:CB	2.14	0.77
1:B:266:LEU:O	1:B:270:VAL:HG23	1.84	0.77
1:B:445:THR:O	1:B:449:ILE:HG12	1.84	0.77
2:C:453:ILE:HG23	2:C:454:ASP:H	1.47	0.77
2:C:471:PHE:C	2:C:471:PHE:CD1	2.56	0.77
3:D:1:SER:N	3:D:4:GLU:HB2	2.00	0.77
3:D:30:ASP:OD1	3:D:30:ASP:N	2.12	0.77
3:D:68:ASN:HB2	3:D:69:PRO:HD3	1.66	0.77
3:D:95:ASN:ND2	3:D:128:CYS:HB3	1.98	0.77
3:D:169:THR:HG22	3:D:169:THR:O	1.83	0.77
3:D:178:MET:SD	3:D:207:MET:HB3	2.25	0.77
3:D:287:SER:HA	3:D:290:ILE:CG1	2.15	0.77
4:E:227:ALA:N	4:E:228:PRO:HD2	1.99	0.77
3:F:235:LEU:CD1	3:F:242:LYS:HE3	2.10	0.77
1:G:92:LEU:HA	1:G:145:VAL:O	1.84	0.77
1:G:405:VAL:HG12	1:G:409:LYS:NZ	1.98	0.77
2:H:60:HIS:NE2	2:H:92:ILE:HG21	2.00	0.77
3:I:45:GLU:HG2	3:I:272:PRO:HG3	1.67	0.77
3:I:376:ILE:C	3:I:380:LYS:HE2	2.05	0.77
4:J:183:TRP:HA	4:J:216:ARG:HA	1.66	0.77
4:J:227:ALA:N	4:J:228:PRO:HD2	1.99	0.77
1:L:21:PRO:HG2	1:L:60:TRP:HE1	1.48	0.77
2:M:471:PHE:HD1	2:M:471:PHE:C	1.88	0.77
4:O:19:LYS:HZ1	4:O:154:GLU:HB3	1.50	0.77
4:O:67:ASN:N	4:O:67:ASN:ND2	2.25	0.77
4:O:133:TYR:CE1	4:O:139:GLN:O	2.37	0.77
4:O:262:THR:HA	4:O:265:LEU:HB2	1.64	0.77
3:P:240:GLY:O	3:P:306:HIS:HE1	1.67	0.77
1:Q:37:LEU:HB3	1:Q:179:ALA:CB	2.14	0.77
2:R:279:PRO:HA	2:R:282:ALA:CB	2.14	0.77
2:R:453:ILE:CG2	2:R:454:ASP:H	1.98	0.77
3:S:138:ASP:O	3:S:139:GLN:HG2	1.84	0.77
4:T:94:ASN:CG	4:T:143:LEU:HD23	2.05	0.77

Continued on next page...

Continued from previous page...

Atom-1	Atom-2	Interatomic distance (Å)	Clash overlap (Å)
3:U:235:LEU:CD1	3:U:242:LYS:HE3	2.10	0.77
1:V:45:GLU:HA	1:V:130:ILE:HD12	1.66	0.77
1:V:306:HIS:ND1	1:V:306:HIS:O	2.17	0.77
3:X:228:LEU:HD21	4:Y:258:LEU:HD21	1.66	0.77
4:Y:99:PHE:HB3	4:Y:102:ALA:CB	2.14	0.77
4:Y:152:ALA:HA	4:Y:155:VAL:O	1.85	0.77
3:Z:273:LEU:O	3:Z:273:LEU:HD23	1.84	0.77
1:O:92:LEU:HA	1:O:145:VAL:O	1.84	0.77
1:O:247:GLU:C	1:O:249:MET:HG3	2.05	0.77
2:1:4:GLU:HB3	2:1:72:SER:HB2	1.65	0.77
2:1:60:HIS:NE2	2:1:92:ILE:HG21	2.00	0.77
3:A:136:PRO:HG3	3:A:274:ILE:HG23	1.64	0.77
3:A:148:ILE:CD1	3:A:156:VAL:HG13	2.12	0.77
3:A:423:VAL:O	3:A:426:PHE:HB3	1.85	0.77
1:B:247:GLU:C	1:B:249:MET:HG3	2.05	0.77
1:B:306:HIS:ND1	1:B:306:HIS:O	2.17	0.77
2:C:153:TYR:HB2	2:C:158:ILE:HB	1.65	0.77
3:D:29:VAL:CG1	3:D:60:TRP:CD1	2.68	0.77
3:F:54:VAL:CG2	3:F:122:ALA:HB3	2.14	0.77
3:F:235:LEU:HD11	3:F:242:LYS:CE	2.10	0.77
1:G:37:LEU:HB3	1:G:179:ALA:CB	2.14	0.77
2:H:58:MET:HG2	2:H:58:MET:O	1.85	0.77
2:H:179:ILE:HG22	2:H:182:GLU:HB2	1.65	0.77
3:I:130:ILE:HB	3:I:134:HIS:CD2	2.20	0.77
4:J:99:PHE:HB3	4:J:102:ALA:CB	2.14	0.77
4:J:152:ALA:HA	4:J:155:VAL:O	1.85	0.77
3:K:145:LYS:HZ2	3:K:202:THR:HG23	1.48	0.77
1:L:408:ILE:HG23	1:L:409:LYS:N	1.99	0.77
3:P:426:PHE:CD1	3:P:427:ALA:N	2.53	0.77
1:Q:147:LYS:HG3	1:Q:148:SER:N	2.00	0.77
2:R:453:ILE:HG23	2:R:454:ASP:H	1.47	0.77
4:T:133:TYR:CE1	4:T:139:GLN:O	2.37	0.77
3:U:240:GLY:O	3:U:306:HIS:HE1	1.67	0.77
3:U:432:GLU:HG3	3:U:436:GLU:OE2	1.83	0.77
1:V:68:ASP:O	1:V:72:TYR:HB3	1.84	0.77
1:V:291:VAL:HG12	1:V:292:ALA:H	1.47	0.77
2:W:50:GLU:HB3	2:W:132:ILE:HB	1.67	0.77
2:W:453:ILE:CG2	2:W:454:ASP:H	1.98	0.77
4:Y:94:ASN:CG	4:Y:143:LEU:HD23	2.05	0.77
4:Y:183:TRP:HA	4:Y:216:ARG:HA	1.66	0.77
1:O:67:TRP:HB2	1:O:72:TYR:HB2	1.64	0.77

Continued on next page...

Continued from previous page...

Atom-1	Atom-2	Interatomic distance (Å)	Clash overlap (Å)
1:0:226:VAL:HB	1:0:230:LEU:HD11	1.64	0.77
2:1:309:VAL:O	2:1:313:HIS:CB	2.31	0.77
2:1:471:PHE:C	2:1:471:PHE:HD1	1.88	0.77
3:2:65:LEU:HD23	3:2:110:LEU:CD2	2.14	0.77
3:2:169:THR:HG22	3:2:169:THR:O	1.83	0.77
4:3:162:GLU:HG2	4:3:190:ALA:O	1.84	0.77
3:A:257:LEU:HD13	3:A:285:VAL:HG23	1.65	0.77
1:B:21:PRO:HG2	1:B:60:TRP:HE1	1.48	0.77
2:C:58:MET:HG2	2:C:58:MET:O	1.85	0.77
2:C:316:THR:HG23	2:C:317:PRO:CD	2.06	0.77
2:C:453:ILE:CG2	2:C:454:ASP:H	1.98	0.77
3:D:250:LEU:HD13	3:D:296:ILE:CD1	2.10	0.77
3:F:167:LEU:HD12	3:F:178:MET:CG	2.14	0.77
2:H:50:GLU:HB3	2:H:132:ILE:HB	1.67	0.77
3:I:419:ILE:HD12	3:I:420:ILE:HG23	1.67	0.77
4:J:162:GLU:HG2	4:J:190:ALA:O	1.84	0.77
1:L:266:LEU:O	1:L:270:VAL:HG23	1.84	0.77
1:L:405:VAL:HG12	1:L:409:LYS:NZ	1.98	0.77
2:M:113:ARG:HB3	2:M:114:PRO:HD2	1.67	0.77
3:N:49:ILE:HD12	3:N:125:LYS:HE3	1.66	0.77
4:O:71:TYR:CD1	4:O:111:ASN:HB2	2.19	0.77
4:O:241:PHE:CA	4:O:450:CYS:SG	2.70	0.77
1:Q:134:TYR:HE1	1:Q:213:ILE:HG13	1.02	0.77
1:Q:236:ILE:O	1:Q:240:TYR:HB2	1.84	0.77
2:R:471:PHE:CD1	2:R:471:PHE:C	2.56	0.77
3:U:167:LEU:HD12	3:U:178:MET:CG	2.14	0.77
1:V:100:PHE:HB2	1:V:103:THR:CB	2.13	0.77
3:X:38:ILE:HA	3:X:169:THR:CG2	2.14	0.77
3:X:160:PRO:CD	3:X:185:LYS:HB3	2.15	0.77
4:Y:27:VAL:HG12	4:Y:153:HIS:O	1.84	0.77
2:1:190:TRP:HB2	2:1:223:ARG:HB2	1.67	0.77
3:2:49:ILE:HD12	3:2:125:LYS:HE3	1.66	0.77
3:2:276:LYS:HD2	3:2:276:LYS:H	1.48	0.77
3:A:43:VAL:CG1	3:A:50:VAL:HG22	2.15	0.77
3:A:89:ASP:HB2	3:A:149:TRP:HD1	1.48	0.77
3:A:230:VAL:HG22	3:A:414:PHE:CE1	2.20	0.77
1:B:47:ASN:O	1:B:48:GLU:CG	2.27	0.77
1:B:226:VAL:HB	1:B:230:LEU:HD11	1.64	0.77
3:D:62:ASP:HB3	3:D:65:LEU:CD1	2.15	0.77
3:D:138:ASP:O	3:D:139:GLN:HG2	1.84	0.77
4:E:94:ASN:CG	4:E:143:LEU:HD23	2.05	0.77

Continued on next page...

Continued from previous page...

Atom-1	Atom-2	Interatomic distance (Å)	Clash overlap (Å)
3:F:89:ASP:HB2	3:F:149:TRP:HD1	1.48	0.77
3:F:129:GLU:OE2	3:F:140:GLN:CG	2.32	0.77
3:F:243:MET:HE3	3:F:244:THR:HG22	1.64	0.77
3:I:376:ILE:HG22	3:I:380:LYS:NZ	2.00	0.77
4:J:293:SER:O	4:J:296:ILE:HG12	1.84	0.77
2:M:60:HIS:NE2	2:M:92:ILE:HG21	2.00	0.77
3:P:148:ILE:CD1	3:P:156:VAL:HG13	2.12	0.77
1:Q:68:ASP:O	1:Q:72:TYR:HB3	1.84	0.77
1:Q:92:LEU:HA	1:Q:145:VAL:O	1.84	0.77
2:R:103:ASN:ND2	2:R:106:TYR:CE2	2.53	0.77
3:S:95:ASN:ND2	3:S:128:CYS:HB3	1.99	0.77
3:S:187:TRP:CH2	3:S:189:TYR:CD2	2.73	0.77
4:T:1:ASN:HD22	4:T:69:SER:HB3	1.47	0.77
4:T:76:LEU:HD21	4:T:108:LEU:HD11	1.66	0.77
4:T:152:ALA:HA	4:T:155:VAL:O	1.85	0.77
3:U:89:ASP:HB2	3:U:149:TRP:HD1	1.48	0.77
1:V:236:ILE:O	1:V:240:TYR:HB2	1.84	0.77
1:V:445:THR:O	1:V:449:ILE:HG12	1.84	0.77
2:W:42:LEU:HD22	2:W:190:TRP:HH2	1.49	0.77
2:W:230:ILE:HG13	2:W:231:ASN:N	1.99	0.77
3:X:287:SER:HA	3:X:290:ILE:CG1	2.15	0.77
4:Y:235:LEU:CA	4:Y:238:LEU:HG	2.15	0.77
3:Z:89:ASP:HB2	3:Z:149:TRP:HD1	1.48	0.77
3:Z:243:MET:HE3	3:Z:244:THR:HG22	1.65	0.77
1:0:266:LEU:O	1:0:270:VAL:HG23	1.84	0.77
2:1:113:ARG:HB3	2:1:114:PRO:HD2	1.67	0.77
3:2:29:VAL:CG1	3:2:60:TRP:CD1	2.68	0.77
3:2:178:MET:SD	3:2:207:MET:HB3	2.25	0.77
3:A:145:LYS:HZ2	3:A:202:THR:HG23	1.49	0.77
2:C:279:PRO:HA	2:C:282:ALA:CB	2.14	0.77
4:E:39:LEU:HD12	4:E:49:LEU:HD13	1.65	0.77
4:E:133:TYR:CE1	4:E:139:GLN:O	2.38	0.77
4:E:177:PHE:CZ	4:E:184:THR:HA	2.19	0.77
1:G:236:ILE:O	1:G:240:TYR:HB2	1.84	0.77
1:G:445:THR:O	1:G:449:ILE:HG12	1.84	0.77
2:H:103:ASN:ND2	2:H:106:TYR:CE2	2.53	0.77
3:I:61:ILE:HA	3:I:116:ILE:HD11	1.66	0.77
3:I:228:LEU:HD21	4:J:258:LEU:HD21	1.66	0.77
4:J:94:ASN:CG	4:J:143:LEU:HD23	2.05	0.77
3:K:43:VAL:CG1	3:K:50:VAL:HG22	2.15	0.77
3:K:432:GLU:HG3	3:K:436:GLU:OE2	1.83	0.77

Continued on next page...

Continued from previous page...

Atom-1	Atom-2	Interatomic distance (Å)	Clash overlap (Å)
2:M:306:CYS:O	2:M:309:VAL:HB	1.85	0.77
4:O:26:HIS:O	4:O:26:HIS:CG	2.37	0.77
4:O:39:LEU:HD12	4:O:49:LEU:HD13	1.65	0.77
1:Q:445:THR:O	1:Q:449:ILE:HG12	1.84	0.77
3:S:62:ASP:HB3	3:S:65:LEU:CD1	2.15	0.77
3:S:68:ASN:HB2	3:S:69:PRO:HD3	1.66	0.77
3:U:251:LEU:CD1	4:Y:260:ALA:HB2	2.13	0.77
3:U:426:PHE:CD1	3:U:427:ALA:N	2.53	0.77
1:V:92:LEU:HA	1:V:145:VAL:O	1.84	0.77
2:W:453:ILE:HG23	2:W:454:ASP:H	1.47	0.77
3:X:49:ILE:HD12	3:X:125:LYS:HE3	1.66	0.77
3:X:187:TRP:CH2	3:X:189:TYR:CD2	2.73	0.77
4:Y:26:HIS:O	4:Y:26:HIS:CG	2.37	0.77
4:Y:266:PHE:HD1	4:Y:269:ALA:HB3	1.49	0.77
3:Z:294:VAL:HG13	3:Z:295:VAL:N	1.98	0.77
2:1:13:ILE:HB	2:1:86:LEU:HD22	1.66	0.77
2:1:263:VAL:O	2:1:267:GLN:HG2	1.85	0.77
2:1:306:CYS:O	2:1:309:VAL:HB	1.85	0.77
3:2:62:ASP:HB3	3:2:65:LEU:CD1	2.15	0.77
4:3:34:LEU:HB2	4:3:210:PHE:HZ	1.48	0.77
1:B:135:PHE:HB2	1:B:279:ILE:CD1	2.14	0.77
2:C:155:ALA:N	2:C:211:ASN:HA	2.00	0.77
3:D:38:ILE:HA	3:D:169:THR:CG2	2.14	0.77
3:D:160:PRO:CD	3:D:185:LYS:HB3	2.15	0.77
4:E:99:PHE:HB3	4:E:102:ALA:CB	2.14	0.77
4:E:185:ILE:HG12	4:E:214:ILE:HG22	1.67	0.77
4:E:293:SER:O	4:E:296:ILE:HG12	1.84	0.77
3:F:52:THR:O	3:F:123:ILE:HG13	1.83	0.77
3:F:233:PHE:CZ	3:F:417:ILE:HD11	2.21	0.77
3:F:240:GLY:O	3:F:306:HIS:HE1	1.67	0.77
1:G:232:SER:HA	1:G:235:ALA:HB3	1.67	0.77
1:G:251:LEU:HD13	2:H:261:ILE:HG21	1.66	0.77
2:H:155:ALA:N	2:H:211:ASN:HA	2.00	0.77
2:H:453:ILE:CG2	2:H:454:ASP:H	1.98	0.77
3:I:65:LEU:HD23	3:I:110:LEU:CD2	2.14	0.77
4:J:284:LYS:HE3	4:J:284:LYS:CA	2.14	0.77
1:L:107:ASN:HB2	2:M:152:ASN:HD21	1.48	0.77
1:L:287:ILE:HA	1:L:290:LEU:HD12	1.66	0.77
2:M:204:ASP:OD1	2:M:205:LYS:NZ	2.18	0.77
2:M:248:TYR:C	2:M:250:PRO:HD2	2.05	0.77
2:M:453:ILE:HG23	2:M:454:ASP:H	1.47	0.77

Continued on next page...

Continued from previous page...

Atom-1	Atom-2	Interatomic distance (Å)	Clash overlap (Å)
3:N:187:TRP:CH2	3:N:189:TYR:CD2	2.73	0.77
3:N:292:THR:CA	3:N:295:VAL:HG22	2.15	0.77
1:Q:408:ILE:HG23	1:Q:409:LYS:N	1.99	0.77
2:R:50:GLU:HB3	2:R:132:ILE:HB	1.67	0.77
3:S:287:SER:HA	3:S:290:ILE:CG1	2.15	0.77
3:S:376:ILE:C	3:S:380:LYS:HE2	2.05	0.77
4:T:284:LYS:N	4:T:284:LYS:CE	2.40	0.77
3:X:29:VAL:CG1	3:X:60:TRP:CD1	2.68	0.77
3:X:49:ILE:HG21	3:X:125:LYS:HZ2	1.48	0.77
4:Y:227:ALA:N	4:Y:228:PRO:HD2	1.99	0.77
4:Y:453:ILE:HD12	4:Y:454:ALA:N	2.00	0.77
3:Z:166:ASP:OD2	3:Z:178:MET:HE1	1.85	0.77
3:A:238:ASP:HB3	1:B:306:HIS:HE1	1.45	0.76
2:C:113:ARG:HB3	2:C:114:PRO:HD2	1.67	0.76
3:D:228:LEU:HD21	4:E:258:LEU:HD21	1.66	0.76
4:E:163:GLU:CD	4:E:163:GLU:N	2.39	0.76
1:G:408:ILE:HG23	1:G:409:LYS:N	1.99	0.76
2:H:13:ILE:HG21	2:H:86:LEU:HB3	1.66	0.76
2:H:77:ILE:O	2:H:77:ILE:HG13	1.82	0.76
3:I:92:LEU:N	3:I:92:LEU:HD22	2.00	0.76
4:J:19:LYS:HZ2	4:J:154:GLU:CB	1.95	0.76
4:J:453:ILE:HD12	4:J:454:ALA:N	2.00	0.76
2:M:120:TRP:CD1	2:M:122:PRO:HD3	2.21	0.76
1:Q:135:PHE:HB2	1:Q:279:ILE:CD1	2.14	0.76
1:Q:192:PRO:HD2	1:Q:210:TYR:CB	2.15	0.76
2:R:230:ILE:HG13	2:R:231:ASN:N	1.99	0.76
2:R:248:TYR:C	2:R:250:PRO:HD2	2.05	0.76
4:T:235:LEU:CA	4:T:238:LEU:HG	2.15	0.76
4:T:470:HIS:NE2	4:T:474:VAL:HG21	1.99	0.76
1:V:135:PHE:HB2	1:V:279:ILE:CD1	2.14	0.76
1:V:256:LEU:HD21	1:V:298:SER:HB2	1.66	0.76
2:W:35:LEU:HD12	2:W:92:ILE:HG21	1.67	0.76
2:W:470:ILE:O	2:W:474:VAL:HG23	1.84	0.76
2:W:471:PHE:CD1	2:W:471:PHE:C	2.56	0.76
3:X:189:TYR:HA	3:X:197:PRO:CD	2.13	0.76
1:0:244:ASP:HB3	2:1:314:PHE:HE1	1.49	0.76
2:1:35:LEU:HD12	2:1:92:ILE:HG21	1.67	0.76
2:1:131:PRO:HG3	2:1:145:SER:H	1.51	0.76
2:1:263:VAL:HA	3:2:251:LEU:HD11	1.66	0.76
2:1:280:GLU:HG3	2:1:281:THR:N	2.00	0.76
3:2:149:TRP:CE2	3:2:150:THR:HB	2.21	0.76

Continued on next page...

Continued from previous page...

Atom-1	Atom-2	Interatomic distance (Å)	Clash overlap (Å)
4:3:183:TRP:HA	4:3:216:ARG:HA	1.66	0.76
3:A:41:ILE:CD1	3:A:51:GLU:CD	2.50	0.76
1:B:45:GLU:HA	1:B:130:ILE:HD12	1.66	0.76
3:D:187:TRP:CH2	3:D:189:TYR:CD2	2.73	0.76
3:D:303:PRO:HB2	3:D:400:LYS:HZ2	1.49	0.76
3:D:376:ILE:C	3:D:380:LYS:HE2	2.05	0.76
3:F:43:VAL:CG1	3:F:50:VAL:HG22	2.15	0.76
1:G:256:LEU:HD21	1:G:298:SER:HB2	1.66	0.76
2:H:13:ILE:HB	2:H:86:LEU:HD22	1.66	0.76
3:I:292:THR:CA	3:I:295:VAL:HG22	2.15	0.76
4:J:470:HIS:NE2	4:J:474:VAL:HG21	1.99	0.76
3:K:426:PHE:CD1	3:K:427:ALA:N	2.53	0.76
1:L:45:GLU:HA	1:L:130:ILE:HD12	1.66	0.76
1:L:244:ASP:HB3	2:M:314:PHE:HE1	1.49	0.76
1:L:306:HIS:O	1:L:306:HIS:ND1	2.17	0.76
3:N:38:ILE:HA	3:N:169:THR:CG2	2.14	0.76
3:N:167:LEU:CD1	3:N:178:MET:HB3	2.11	0.76
3:N:419:ILE:HD12	3:N:420:ILE:HG23	1.67	0.76
4:O:19:LYS:HZ2	4:O:154:GLU:HB3	1.49	0.76
4:O:94:ASN:CG	4:O:143:LEU:HD23	2.05	0.76
4:O:144:VAL:HG12	4:O:209:ILE:HA	1.67	0.76
4:O:177:PHE:CZ	4:O:184:THR:HA	2.19	0.76
4:O:453:ILE:HD12	4:O:454:ALA:N	2.00	0.76
2:R:131:PRO:HG3	2:R:145:SER:H	1.51	0.76
4:T:27:VAL:HG12	4:T:153:HIS:O	1.84	0.76
4:T:293:SER:O	4:T:296:ILE:HG12	1.84	0.76
4:T:453:ILE:HD12	4:T:454:ALA:N	2.00	0.76
3:U:41:ILE:O	3:U:42:ASN:CG	2.24	0.76
1:V:192:PRO:HD2	1:V:210:TYR:CB	2.15	0.76
1:V:408:ILE:HG23	1:V:409:LYS:N	1.99	0.76
2:W:60:HIS:NE2	2:W:92:ILE:HG21	2.00	0.76
2:W:316:THR:HG23	2:W:317:PRO:CD	2.06	0.76
3:X:65:LEU:HD23	3:X:110:LEU:CD2	2.14	0.76
3:X:376:ILE:C	3:X:380:LYS:HE2	2.05	0.76
3:X:376:ILE:HG22	3:X:380:LYS:NZ	2.00	0.76
4:Y:133:TYR:CE1	4:Y:139:GLN:O	2.37	0.76
4:Y:267:LEU:O	4:Y:270:GLN:HG3	1.86	0.76
3:Z:240:GLY:O	3:Z:306:HIS:HE1	1.67	0.76
1:0:147:LYS:HG3	1:0:148:SER:N	2.00	0.76
2:1:230:ILE:HG13	2:1:231:ASN:N	1.99	0.76
3:2:203:TYR:HD1	3:2:203:TYR:H	1.29	0.76

Continued on next page...

Continued from previous page...

Atom-1	Atom-2	Interatomic distance (Å)	Clash overlap (Å)
3:2:376:ILE:C	3:2:380:LYS:HE2	2.05	0.76
4:3:45:LYS:HB3	4:3:280:PRO:HA	1.67	0.76
3:A:380:LYS:CB	1:B:408:ILE:HD13	2.16	0.76
1:B:450:GLY:O	1:B:454:ILE:HG13	1.85	0.76
2:C:77:ILE:HD11	2:C:80:LEU:HD13	1.63	0.76
3:D:49:ILE:HD12	3:D:125:LYS:HE3	1.66	0.76
1:G:40:LEU:HD23	1:G:52:THR:OG1	1.86	0.76
1:G:247:GLU:C	1:G:249:MET:HG3	2.05	0.76
1:G:291:VAL:CG1	1:G:292:ALA:N	2.48	0.76
2:H:35:LEU:HD12	2:H:92:ILE:HG21	1.67	0.76
2:H:248:TYR:C	2:H:250:PRO:HD2	2.05	0.76
2:H:438:ALA:HA	2:H:441:GLU:OE1	1.86	0.76
4:J:91:LEU:HB2	4:J:95:VAL:H	1.48	0.76
4:J:148:GLN:HE21	4:J:148:GLN:CA	1.95	0.76
4:J:267:LEU:O	4:J:270:GLN:HG3	1.86	0.76
3:K:106:THR:HG22	3:K:107:LYS:H	1.48	0.76
3:N:303:PRO:HG2	3:N:400:LYS:HZ3	1.48	0.76
3:P:43:VAL:CG1	3:P:50:VAL:HG22	2.15	0.76
3:P:66:ARG:HD3	3:P:66:ARG:H	1.51	0.76
2:R:190:TRP:HD1	2:R:221:ILE:HD12	1.48	0.76
3:S:376:ILE:HG22	3:S:380:LYS:NZ	2.00	0.76
4:T:36:LEU:HD12	4:T:173:ASP:OD1	1.86	0.76
4:T:267:LEU:O	4:T:270:GLN:HG3	1.86	0.76
1:V:40:LEU:HD23	1:V:52:THR:OG1	1.85	0.76
1:V:45:GLU:OE1	1:V:279:ILE:HD11	1.86	0.76
2:W:131:PRO:HG3	2:W:145:SER:H	1.51	0.76
4:Y:250:LYS:CA	4:Y:253:LEU:HB3	2.16	0.76
3:Z:230:VAL:HG22	3:Z:414:PHE:CE1	2.20	0.76
1:0:45:GLU:HA	1:0:130:ILE:HD12	1.66	0.76
2:1:204:ASP:OD1	2:1:205:LYS:NZ	2.18	0.76
3:2:1:SER:N	3:2:4:GLU:HB2	1.99	0.76
4:3:71:TYR:CD1	4:3:111:ASN:HB2	2.20	0.76
4:3:293:SER:O	4:3:296:ILE:HG12	1.84	0.76
4:3:453:ILE:HD12	4:3:454:ALA:N	2.00	0.76
1:B:192:PRO:HD2	1:B:210:TYR:CB	2.15	0.76
2:C:230:ILE:HG13	2:C:231:ASN:N	1.99	0.76
2:C:248:TYR:C	2:C:250:PRO:HD2	2.05	0.76
3:D:295:VAL:O	3:D:299:HIS:N	2.19	0.76
3:F:242:LYS:HD2	3:F:245:LEU:HD23	1.66	0.76
2:H:190:TRP:HD1	2:H:221:ILE:HD12	1.49	0.76
2:H:471:PHE:C	2:H:471:PHE:HD1	1.88	0.76

Continued on next page...

Continued from previous page...

Atom-1	Atom-2	Interatomic distance (Å)	Clash overlap (Å)
3:I:46:VAL:CA	3:I:272:PRO:HD3	2.16	0.76
3:I:68:ASN:HB2	3:I:69:PRO:HD3	1.66	0.76
3:I:160:PRO:CD	3:I:185:LYS:HB3	2.15	0.76
3:I:187:TRP:CH2	3:I:189:TYR:CD2	2.73	0.76
4:J:163:GLU:N	4:J:163:GLU:CD	2.39	0.76
4:J:185:ILE:HG12	4:J:214:ILE:HG22	1.67	0.76
3:K:212:LEU:HA	3:K:215:VAL:HG23	1.68	0.76
3:K:230:VAL:HG22	3:K:414:PHE:CE1	2.20	0.76
3:K:380:LYS:CB	1:L:408:ILE:HD13	2.15	0.76
1:L:291:VAL:CG1	1:L:292:ALA:N	2.48	0.76
2:M:78:SER:C	2:M:79:ILE:HD12	2.06	0.76
3:N:95:ASN:ND2	3:N:128:CYS:HB3	1.98	0.76
3:N:149:TRP:CE2	3:N:150:THR:HB	2.21	0.76
4:O:470:HIS:NE2	4:O:474:VAL:HG21	1.99	0.76
2:R:60:HIS:NE2	2:R:92:ILE:HG21	2.00	0.76
2:R:115:ASN:HD22	2:R:115:ASN:N	1.74	0.76
3:S:30:ASP:OD1	3:S:30:ASP:N	2.12	0.76
3:U:118:TRP:CD1	3:U:120:PRO:CD	2.67	0.76
1:V:251:LEU:HD13	2:W:261:ILE:HG21	1.66	0.76
2:W:204:ASP:OD1	2:W:205:LYS:NZ	2.18	0.76
2:W:316:THR:CG2	2:W:447:ASN:CB	2.49	0.76
3:X:92:LEU:N	3:X:92:LEU:HD22	2.00	0.76
1:0:232:SER:HA	1:0:235:ALA:HB3	1.67	0.76
1:0:235:ALA:HB1	1:0:239:PHE:CE2	2.21	0.76
2:1:3:GLU:HG2	2:1:3:GLU:O	1.86	0.76
3:2:187:TRP:CH2	3:2:189:TYR:CD2	2.73	0.76
4:3:133:TYR:CE1	4:3:139:GLN:O	2.38	0.76
4:3:250:LYS:CA	4:3:253:LEU:HB3	2.16	0.76
3:A:426:PHE:CD1	3:A:427:ALA:N	2.53	0.76
1:B:40:LEU:HD23	1:B:52:THR:OG1	1.86	0.76
1:B:132:VAL:HG12	1:B:279:ILE:HA	1.67	0.76
4:E:162:GLU:HG2	4:E:190:ALA:O	1.84	0.76
4:E:235:LEU:CA	4:E:238:LEU:HG	2.15	0.76
3:F:209:ARG:CG	3:F:210:ILE:H	1.96	0.76
3:F:212:LEU:HA	3:F:215:VAL:HG23	1.68	0.76
3:F:230:VAL:HG13	3:F:414:PHE:CZ	2.21	0.76
3:F:230:VAL:HG22	3:F:414:PHE:CE1	2.20	0.76
1:G:45:GLU:OE1	1:G:279:ILE:HD11	1.86	0.76
1:G:450:GLY:O	1:G:454:ILE:HG13	1.85	0.76
2:H:38:THR:HG21	2:H:57:TRP:CE3	2.19	0.76
2:H:120:TRP:CD1	2:H:122:PRO:HD3	2.20	0.76

Continued on next page...

Continued from previous page...

Atom-1	Atom-2	Interatomic distance (Å)	Clash overlap (Å)
2:H:141:TRP:CB	2:H:222:ARG:HA	2.16	0.76
2:H:216:THR:C	2:H:217:PHE:HD1	1.89	0.76
2:H:318:SER:HB2	2:H:447:ASN:ND2	1.97	0.76
2:H:449:VAL:HG12	2:H:452:THR:HG21	1.68	0.76
4:J:177:PHE:CZ	4:J:184:THR:HA	2.19	0.76
3:K:423:VAL:O	3:K:426:PHE:HB3	1.85	0.76
2:M:58:MET:O	2:M:58:MET:HG2	1.85	0.76
2:M:155:ALA:N	2:M:211:ASN:HA	2.00	0.76
3:N:1:SER:N	3:N:4:GLU:HB2	2.00	0.76
4:O:45:LYS:HB3	4:O:280:PRO:HA	1.67	0.76
4:O:162:GLU:HG2	4:O:190:ALA:O	1.84	0.76
4:O:266:PHE:HD1	4:O:269:ALA:HB3	1.49	0.76
3:P:230:VAL:HG13	3:P:414:PHE:CZ	2.21	0.76
1:Q:107:ASN:HB2	2:R:152:ASN:HD21	1.49	0.76
1:Q:256:LEU:HD21	1:Q:298:SER:HB2	1.66	0.76
2:R:155:ALA:N	2:R:211:ASN:HA	2.00	0.76
2:R:309:VAL:O	2:R:313:HIS:CB	2.31	0.76
3:S:49:ILE:HD12	3:S:125:LYS:HE3	1.66	0.76
3:S:65:LEU:HD23	3:S:110:LEU:CD2	2.14	0.76
3:S:295:VAL:O	3:S:299:HIS:N	2.19	0.76
3:U:233:PHE:CZ	3:U:417:ILE:HD11	2.20	0.76
3:U:262:GLU:O	3:U:265:PRO:HD2	1.86	0.76
2:W:155:ALA:N	2:W:211:ASN:HA	2.00	0.76
3:X:68:ASN:HB2	3:X:69:PRO:HD3	1.66	0.76
3:X:419:ILE:HD12	3:X:420:ILE:HG23	1.67	0.76
4:Y:36:LEU:HD12	4:Y:173:ASP:OD1	1.86	0.76
4:Y:76:LEU:HD21	4:Y:108:LEU:HD11	1.66	0.76
3:Z:118:TRP:CD1	3:Z:120:PRO:CD	2.67	0.76
2:1:13:ILE:HG21	2:1:86:LEU:HB3	1.66	0.76
2:1:47:GLU:HG2	2:1:286:PRO:CG	2.16	0.76
2:1:58:MET:HG2	2:1:58:MET:O	1.85	0.76
2:1:103:ASN:ND2	2:1:106:TYR:CE2	2.53	0.76
2:1:155:ALA:N	2:1:211:ASN:HA	2.00	0.76
3:2:130:ILE:HB	3:2:134:HIS:CD2	2.20	0.76
4:3:152:ALA:HA	4:3:155:VAL:O	1.85	0.76
4:3:470:HIS:NE2	4:3:474:VAL:HG21	1.98	0.76
1:B:251:LEU:HD13	2:C:261:ILE:HG21	1.66	0.76
2:C:47:GLU:HG2	2:C:286:PRO:CG	2.16	0.76
3:D:141:ASN:HA	3:D:205:PHE:O	1.84	0.76
4:E:26:HIS:O	4:E:26:HIS:CG	2.37	0.76
4:E:36:LEU:HD12	4:E:173:ASP:OD1	1.86	0.76

Continued on next page...

Continued from previous page...

Atom-1	Atom-2	Interatomic distance (Å)	Clash overlap (Å)
4:E:266:PHE:HD1	4:E:269:ALA:HB3	1.49	0.76
3:F:423:VAL:O	3:F:426:PHE:HB3	1.85	0.76
1:G:55:PHE:N	1:G:55:PHE:HD1	1.82	0.76
1:G:68:ASP:O	1:G:72:TYR:HB3	1.84	0.76
1:G:244:ASP:HB3	2:H:314:PHE:HE1	1.49	0.76
2:H:113:ARG:HB3	2:H:114:PRO:HD2	1.67	0.76
2:H:263:VAL:O	2:H:267:GLN:HG2	1.85	0.76
4:J:27:VAL:HG12	4:J:154:GLU:HA	1.67	0.76
3:K:209:ARG:CG	3:K:210:ILE:H	1.96	0.76
2:M:47:GLU:HG2	2:M:286:PRO:CG	2.16	0.76
3:N:178:MET:SD	3:N:207:MET:HB3	2.25	0.76
3:N:243:MET:O	3:N:246:SER:HB3	1.86	0.76
3:N:376:ILE:C	3:N:380:LYS:HE2	2.05	0.76
4:O:185:ILE:HG12	4:O:214:ILE:HG22	1.67	0.76
1:Q:40:LEU:HD23	1:Q:52:THR:OG1	1.85	0.76
1:Q:45:GLU:OE1	1:Q:279:ILE:HD11	1.86	0.76
4:T:60:ASN:HD22	4:T:60:ASN:N	1.81	0.76
4:T:71:TYR:CD1	4:T:111:ASN:HB2	2.19	0.76
4:T:163:GLU:CD	4:T:163:GLU:N	2.39	0.76
3:U:230:VAL:HG22	3:U:414:PHE:CE1	2.20	0.76
3:U:261:VAL:O	3:U:265:PRO:CD	2.34	0.76
3:U:423:VAL:O	3:U:426:PHE:HB3	1.85	0.76
1:V:55:PHE:CD1	1:V:55:PHE:N	2.51	0.76
1:V:450:GLY:O	1:V:454:ILE:HG13	1.85	0.76
3:X:62:ASP:HB3	3:X:65:LEU:CD1	2.15	0.76
3:X:295:VAL:O	3:X:299:HIS:N	2.19	0.76
3:Z:426:PHE:CD1	3:Z:427:ALA:N	2.53	0.76
1:0:291:VAL:CG1	1:0:292:ALA:N	2.48	0.76
2:1:47:GLU:HG2	2:1:286:PRO:HD2	1.68	0.76
3:2:160:PRO:CD	3:2:185:LYS:HB3	2.15	0.76
3:2:287:SER:HA	3:2:290:ILE:CG1	2.15	0.76
3:A:66:ARG:HD3	3:A:66:ARG:H	1.51	0.76
1:B:92:LEU:HA	1:B:145:VAL:O	1.84	0.76
3:D:65:LEU:HD23	3:D:110:LEU:CD2	2.14	0.76
3:F:106:THR:HG22	3:F:107:LYS:H	1.48	0.76
2:H:131:PRO:HG3	2:H:145:SER:H	1.51	0.76
2:H:280:GLU:HG3	2:H:281:THR:N	2.00	0.76
2:H:306:CYS:O	2:H:309:VAL:HB	1.85	0.76
3:I:29:VAL:CG1	3:I:60:TRP:CD1	2.68	0.76
3:I:49:ILE:HD12	3:I:125:LYS:HE3	1.66	0.76
4:J:266:PHE:HD1	4:J:269:ALA:HB3	1.49	0.76

Continued on next page...

Continued from previous page...

Atom-1	Atom-2	Interatomic distance (Å)	Clash overlap (Å)
1:L:247:GLU:C	1:L:249:MET:HG3	2.05	0.76
2:M:35:LEU:HD12	2:M:92:ILE:HG21	1.67	0.76
2:M:230:ILE:HG13	2:M:231:ASN:N	1.99	0.76
2:M:470:ILE:O	2:M:474:VAL:HG23	1.84	0.76
4:O:107:VAL:HG12	4:O:108:LEU:H	1.51	0.76
3:P:243:MET:HE3	3:P:244:THR:HG22	1.66	0.76
3:P:423:VAL:O	3:P:426:PHE:HB3	1.85	0.76
2:R:120:TRP:CD1	2:R:122:PRO:HD3	2.21	0.76
2:R:280:GLU:HG3	2:R:281:THR:N	2.00	0.76
2:R:306:CYS:O	2:R:309:VAL:HB	1.85	0.76
2:R:438:ALA:HA	2:R:441:GLU:OE1	1.86	0.76
3:S:1:SER:N	3:S:4:GLU:HB2	1.99	0.76
4:T:227:ALA:N	4:T:228:PRO:HD2	1.99	0.76
1:V:266:LEU:O	1:V:270:VAL:HG23	1.84	0.76
3:Z:41:ILE:O	3:Z:42:ASN:CG	2.24	0.76
3:Z:230:VAL:HG13	3:Z:414:PHE:CZ	2.21	0.76
3:Z:261:VAL:O	3:Z:265:PRO:CD	2.34	0.76
2:1:279:PRO:HA	2:1:282:ALA:CB	2.14	0.76
4:3:266:PHE:HD1	4:3:269:ALA:HB3	1.49	0.76
4:3:449:ALA:HA	4:3:452:TRP:CD1	2.21	0.76
2:C:78:SER:C	2:C:79:ILE:HD12	2.06	0.76
3:D:376:ILE:HG22	3:D:380:LYS:NZ	2.00	0.76
4:E:422:ILE:O	4:E:425:SER:HB3	1.86	0.76
3:F:262:GLU:O	3:F:265:PRO:HD2	1.86	0.76
2:H:316:THR:HG23	2:H:317:PRO:CD	2.06	0.76
3:I:62:ASP:HB3	3:I:65:LEU:CD1	2.15	0.76
4:J:45:LYS:HB3	4:J:280:PRO:HA	1.67	0.76
4:J:117:TRP:NE1	4:J:119:PRO:HD3	2.01	0.76
1:L:40:LEU:HD23	1:L:52:THR:OG1	1.85	0.76
1:L:450:GLY:O	1:L:454:ILE:HG13	1.85	0.76
2:M:38:THR:HG21	2:M:57:TRP:CE3	2.19	0.76
2:M:190:TRP:HB2	2:M:223:ARG:HB2	1.67	0.76
3:N:169:THR:O	3:N:169:THR:HG22	1.83	0.76
4:O:163:GLU:N	4:O:163:GLU:CD	2.39	0.76
4:O:227:ALA:N	4:O:228:PRO:HD2	1.99	0.76
4:O:449:ALA:HA	4:O:452:TRP:CD1	2.21	0.76
3:P:41:ILE:O	3:P:42:ASN:CG	2.24	0.76
3:P:230:VAL:HG22	3:P:414:PHE:CE1	2.20	0.76
3:P:242:LYS:HD2	3:P:245:LEU:HD23	1.66	0.76
3:P:257:LEU:HD13	3:P:285:VAL:HG23	1.65	0.76
3:P:261:VAL:O	3:P:265:PRO:CD	2.34	0.76

Continued on next page...

Continued from previous page...

Atom-1	Atom-2	Interatomic distance (Å)	Clash overlap (Å)
1:Q:266:LEU:O	1:Q:270:VAL:HG23	1.84	0.76
3:S:29:VAL:CG1	3:S:60:TRP:CD1	2.68	0.76
3:S:160:PRO:CD	3:S:185:LYS:HB3	2.15	0.76
4:T:449:ALA:HA	4:T:452:TRP:CD1	2.21	0.76
3:X:95:ASN:ND2	3:X:128:CYS:HB3	1.98	0.76
3:X:138:ASP:O	3:X:139:GLN:HG2	1.84	0.76
4:Y:117:TRP:NE1	4:Y:119:PRO:HD3	2.01	0.76
4:Y:163:GLU:CD	4:Y:163:GLU:N	2.39	0.76
4:Y:262:THR:OG1	4:Y:265:LEU:CD1	2.33	0.76
1:O:191:LYS:HE2	1:O:209:PHE:HB3	1.68	0.76
1:O:244:ASP:HB3	2:1:314:PHE:CE1	2.21	0.76
2:1:148:PHE:HB2	2:1:215:VAL:HG23	1.67	0.76
2:1:180:ASP:HB2	2:1:195:LYS:HB2	1.68	0.76
3:A:160:PRO:HG2	3:A:185:LYS:NZ	2.01	0.76
3:A:233:PHE:CZ	3:A:417:ILE:HD11	2.21	0.76
3:A:261:VAL:O	3:A:265:PRO:CD	2.34	0.76
1:B:235:ALA:HB1	1:B:239:PHE:CE2	2.21	0.76
1:B:244:ASP:HB3	2:C:314:PHE:CE1	2.21	0.76
2:C:431:LYS:O	2:C:434:LYS:HB3	1.86	0.76
3:D:149:TRP:CE2	3:D:150:THR:HB	2.21	0.76
3:D:292:THR:CA	3:D:295:VAL:HG22	2.16	0.76
4:E:470:HIS:NE2	4:E:474:VAL:HG21	1.98	0.76
1:G:132:VAL:HG12	1:G:279:ILE:HA	1.67	0.76
1:G:235:ALA:HB1	1:G:239:PHE:CE2	2.21	0.76
2:H:431:LYS:O	2:H:434:LYS:HB3	1.86	0.76
4:J:235:LEU:CA	4:J:238:LEU:HG	2.15	0.76
4:J:284:LYS:N	4:J:284:LYS:CE	2.40	0.76
3:K:251:LEU:CD1	4:O:260:ALA:HB2	2.13	0.76
3:K:273:LEU:O	3:K:273:LEU:HD23	1.84	0.76
1:L:131:LYS:HZ2	1:L:132:VAL:HB	1.49	0.76
2:M:131:PRO:HG3	2:M:145:SER:H	1.51	0.76
2:M:141:TRP:CB	2:M:222:ARG:HA	2.16	0.76
2:M:449:VAL:HG12	2:M:452:THR:HG21	1.68	0.76
3:N:130:ILE:HB	3:N:134:HIS:CD2	2.20	0.76
3:P:160:PRO:HG2	3:P:185:LYS:NZ	2.01	0.76
1:Q:232:SER:HA	1:Q:235:ALA:HB3	1.67	0.76
1:Q:450:GLY:O	1:Q:454:ILE:HG13	1.85	0.76
2:R:42:LEU:HD22	2:R:190:TRP:HH2	1.49	0.76
2:R:216:THR:C	2:R:217:PHE:HD1	1.89	0.76
2:R:263:VAL:O	2:R:267:GLN:HG2	1.85	0.76
2:R:431:LYS:O	2:R:434:LYS:HB3	1.86	0.76

Continued on next page...

Continued from previous page...

Atom-1	Atom-2	Interatomic distance (Å)	Clash overlap (Å)
3:S:178:MET:SD	3:S:207:MET:HB3	2.25	0.76
3:S:188:VAL:O	3:S:197:PRO:HB2	1.86	0.76
3:U:380:LYS:CB	1:V:408:ILE:HD13	2.15	0.76
2:W:280:GLU:HG3	2:W:281:THR:N	2.00	0.76
3:X:92:LEU:H	3:X:92:LEU:CD2	1.99	0.76
3:Z:41:ILE:CD1	3:Z:51:GLU:CD	2.50	0.76
1:0:40:LEU:HD23	1:0:52:THR:OG1	1.86	0.76
2:1:17:TYR:CZ	2:1:19:LYS:HA	2.21	0.76
2:1:431:LYS:O	2:1:434:LYS:HB3	1.86	0.76
4:3:163:GLU:CD	4:3:163:GLU:N	2.39	0.76
4:3:185:ILE:HG12	4:3:214:ILE:HG22	1.67	0.76
4:3:422:ILE:O	4:3:425:SER:HB3	1.86	0.76
3:A:380:LYS:O	3:A:384:GLU:HB2	1.86	0.76
2:C:50:GLU:HB3	2:C:132:ILE:HB	1.67	0.76
2:C:263:VAL:HA	3:D:251:LEU:HD11	1.66	0.76
2:C:471:PHE:C	2:C:471:PHE:HD1	1.88	0.76
3:D:167:LEU:CD1	3:D:178:MET:HB3	2.11	0.76
4:E:67:ASN:N	4:E:67:ASN:ND2	2.25	0.76
4:E:71:TYR:CD1	4:E:111:ASN:HB2	2.20	0.76
4:E:250:LYS:CA	4:E:253:LEU:HB3	2.16	0.76
3:F:41:ILE:O	3:F:42:ASN:CG	2.24	0.76
3:F:426:PHE:CD1	3:F:427:ALA:N	2.53	0.76
3:I:92:LEU:HD13	3:I:146:LEU:CG	2.16	0.76
3:I:178:MET:SD	3:I:207:MET:HB3	2.25	0.76
3:K:262:GLU:O	3:K:265:PRO:HD2	1.86	0.76
1:L:244:ASP:HB3	2:M:314:PHE:CE1	2.21	0.76
2:M:47:GLU:HG2	2:M:286:PRO:HD2	1.68	0.76
3:N:29:VAL:CG1	3:N:60:TRP:CD1	2.68	0.76
3:N:46:VAL:CA	3:N:272:PRO:HD3	2.16	0.76
3:N:295:VAL:O	3:N:299:HIS:N	2.19	0.76
4:O:152:ALA:HA	4:O:155:VAL:O	1.85	0.76
3:P:235:LEU:CD1	3:P:242:LYS:HE3	2.10	0.76
2:R:113:ARG:HB3	2:R:114:PRO:HD2	1.67	0.76
3:S:92:LEU:HD13	3:S:146:LEU:CG	2.16	0.76
4:T:117:TRP:NE1	4:T:119:PRO:HD3	2.01	0.76
3:U:230:VAL:HG13	3:U:414:PHE:CZ	2.21	0.76
1:V:47:ASN:O	1:V:48:GLU:CG	2.27	0.76
2:W:244:ALA:O	2:W:248:TYR:HD2	1.69	0.76
3:X:130:ILE:HB	3:X:134:HIS:CD2	2.20	0.76
3:X:178:MET:SD	3:X:207:MET:HB3	2.25	0.76
4:Y:71:TYR:CD1	4:Y:111:ASN:HB2	2.19	0.76

Continued on next page...

Continued from previous page...

Atom-1	Atom-2	Interatomic distance (Å)	Clash overlap (Å)
3:Z:133:THR:HG22	3:Z:133:THR:O	1.86	0.76
3:Z:209:ARG:CG	3:Z:210:ILE:H	1.96	0.76
3:Z:229:THR:CA	3:Z:232:VAL:HB	2.16	0.76
1:0:408:ILE:HG23	1:0:409:LYS:N	1.99	0.75
2:1:115:ASN:HD22	2:1:115:ASN:N	1.74	0.75
2:1:120:TRP:CD1	2:1:122:PRO:HD3	2.20	0.75
3:2:92:LEU:HD13	3:2:146:LEU:CG	2.16	0.75
3:2:243:MET:O	3:2:246:SER:HB3	1.86	0.75
3:2:419:ILE:HD12	3:2:420:ILE:HG23	1.67	0.75
4:3:267:LEU:O	4:3:270:GLN:HG3	1.86	0.75
1:B:191:LYS:HE2	1:B:209:PHE:HB3	1.68	0.75
1:B:291:VAL:CG1	1:B:292:ALA:N	2.48	0.75
2:C:131:PRO:HG3	2:C:145:SER:H	1.51	0.75
2:C:449:VAL:HG12	2:C:452:THR:HG21	1.68	0.75
3:D:130:ILE:HB	3:D:134:HIS:CD2	2.20	0.75
3:F:133:THR:HG22	3:F:133:THR:O	1.86	0.75
3:F:380:LYS:CB	1:G:408:ILE:HD13	2.15	0.75
1:G:45:GLU:HA	1:G:130:ILE:HD12	1.66	0.75
2:H:199:LYS:HZ2	2:H:199:LYS:C	1.90	0.75
1:L:191:LYS:HE2	1:L:209:PHE:HB3	1.68	0.75
1:L:235:ALA:HB1	1:L:239:PHE:CE2	2.21	0.75
2:M:60:HIS:NE2	2:M:92:ILE:HD13	2.01	0.75
2:M:263:VAL:O	2:M:267:GLN:HG2	1.85	0.75
3:N:92:LEU:N	3:N:92:LEU:HD22	2.00	0.75
4:O:117:TRP:NE1	4:O:119:PRO:HD3	2.01	0.75
3:P:118:TRP:CD1	3:P:120:PRO:CD	2.67	0.75
3:P:212:LEU:HA	3:P:215:VAL:HG23	1.68	0.75
1:Q:425:LYS:HA	1:Q:428:TRP:HD1	1.44	0.75
2:R:60:HIS:NE2	2:R:92:ILE:HD13	2.01	0.75
4:T:183:TRP:HA	4:T:216:ARG:HA	1.66	0.75
4:T:250:LYS:CA	4:T:253:LEU:HB3	2.16	0.75
3:U:209:ARG:CG	3:U:210:ILE:H	1.96	0.75
1:V:287:ILE:HA	1:V:290:LEU:HD12	1.66	0.75
2:W:115:ASN:HD22	2:W:115:ASN:N	1.75	0.75
2:W:259:THR:O	2:W:262:CYS:SG	2.43	0.75
2:W:431:LYS:O	2:W:434:LYS:HB3	1.86	0.75
4:Y:144:VAL:HG12	4:Y:209:ILE:HA	1.67	0.75
4:Y:249:GLN:HE22	4:Y:250:LYS:CE	1.91	0.75
3:Z:380:LYS:O	3:Z:384:GLU:HB2	1.87	0.75
1:0:192:PRO:HD2	1:0:210:TYR:CB	2.15	0.75
1:0:450:GLY:O	1:0:454:ILE:HG13	1.85	0.75

Continued on next page...

Continued from previous page...

Atom-1	Atom-2	Interatomic distance (Å)	Clash overlap (Å)
2:1:81:ARG:CZ	2:1:111:LEU:HD13	2.17	0.75
2:1:278:LEU:HD12	2:1:278:LEU:O	1.86	0.75
3:2:303:PRO:HG2	3:2:400:LYS:HZ3	1.50	0.75
3:A:229:THR:CA	3:A:232:VAL:HB	2.17	0.75
2:C:449:VAL:HG12	2:C:452:THR:CG2	2.16	0.75
3:D:92:LEU:HD13	3:D:146:LEU:CG	2.16	0.75
3:D:135:PHE:CD2	3:D:210:ILE:HG12	2.21	0.75
3:D:416:LEU:CA	3:D:419:ILE:HG13	2.16	0.75
1:G:136:PRO:HB3	1:G:280:ILE:HD11	1.68	0.75
1:G:192:PRO:HD2	1:G:210:TYR:CB	2.15	0.75
4:J:422:ILE:O	4:J:425:SER:HB3	1.86	0.75
1:L:147:LYS:HG3	1:L:148:SER:N	2.00	0.75
3:N:160:PRO:CD	3:N:185:LYS:HB3	2.15	0.75
3:N:376:ILE:HG22	3:N:380:LYS:NZ	2.00	0.75
4:O:36:LEU:HD12	4:O:173:ASP:OD1	1.86	0.75
4:O:422:ILE:O	4:O:425:SER:HB3	1.86	0.75
3:P:89:ASP:HB2	3:P:149:TRP:HD1	1.48	0.75
1:Q:132:VAL:HG12	1:Q:279:ILE:HA	1.67	0.75
1:Q:247:GLU:C	1:Q:249:MET:HG3	2.05	0.75
1:Q:251:LEU:HD13	2:R:261:ILE:HG21	1.66	0.75
2:R:449:VAL:HG12	2:R:452:THR:HG21	1.68	0.75
2:R:471:PHE:C	2:R:471:PHE:HD1	1.88	0.75
3:S:92:LEU:HD22	3:S:92:LEU:N	2.00	0.75
3:S:130:ILE:HB	3:S:134:HIS:CD2	2.20	0.75
3:S:228:LEU:HD21	4:T:258:LEU:HD21	1.66	0.75
4:T:59:TRP:HE1	4:T:84:LEU:HD23	1.52	0.75
3:U:43:VAL:CG1	3:U:50:VAL:HG22	2.15	0.75
3:U:133:THR:O	3:U:133:THR:HG22	1.86	0.75
3:U:242:LYS:HD2	3:U:245:LEU:HD23	1.66	0.75
1:V:55:PHE:N	1:V:55:PHE:HD1	1.83	0.75
1:V:247:GLU:C	1:V:249:MET:HG3	2.05	0.75
2:W:216:THR:C	2:W:217:PHE:HD1	1.89	0.75
2:W:306:CYS:O	2:W:309:VAL:HB	1.85	0.75
2:W:449:VAL:HG12	2:W:452:THR:CG2	2.17	0.75
3:X:92:LEU:HD13	3:X:146:LEU:CG	2.16	0.75
3:X:416:LEU:CA	3:X:419:ILE:HG13	2.16	0.75
4:Y:1:ASN:HD22	4:Y:69:SER:HB3	1.47	0.75
3:Z:212:LEU:HA	3:Z:215:VAL:HG23	1.68	0.75
1:0:80:ILE:HA	2:1:20:HIS:HE1	1.51	0.75
2:1:216:THR:C	2:1:217:PHE:HD1	1.89	0.75
3:2:295:VAL:O	3:2:299:HIS:N	2.19	0.75

Continued on next page...

Continued from previous page...

Atom-1	Atom-2	Interatomic distance (Å)	Clash overlap (Å)
3:A:212:LEU:HA	3:A:215:VAL:HG23	1.68	0.75
3:A:243:MET:HE3	3:A:244:THR:HG22	1.66	0.75
1:B:147:LYS:HG3	1:B:148:SER:N	2.00	0.75
1:B:287:ILE:HA	1:B:290:LEU:HD12	1.66	0.75
2:C:47:GLU:HG2	2:C:286:PRO:HD2	1.68	0.75
2:C:216:THR:C	2:C:217:PHE:HD1	1.89	0.75
2:C:306:CYS:O	2:C:309:VAL:HB	1.85	0.75
2:C:438:ALA:HA	2:C:441:GLU:OE1	1.86	0.75
4:E:117:TRP:NE1	4:E:119:PRO:HD3	2.01	0.75
4:E:128:PRO:O	4:E:129:ILE:HG12	1.87	0.75
4:E:247:GLY:N	4:E:250:LYS:HZ1	1.80	0.75
2:H:47:GLU:HG2	2:H:286:PRO:CG	2.16	0.75
4:J:60:ASN:HD22	4:J:60:ASN:N	1.81	0.75
2:M:180:ASP:HB2	2:M:195:LYS:HB2	1.68	0.75
3:N:68:ASN:HB2	3:N:69:PRO:HD3	1.66	0.75
3:N:137:PHE:HB3	3:N:435:GLN:CD	2.07	0.75
3:P:62:ASP:OD1	3:P:64:ARG:HB2	1.87	0.75
3:P:212:LEU:HA	3:P:215:VAL:CG2	2.17	0.75
3:P:380:LYS:O	3:P:384:GLU:HB2	1.87	0.75
2:R:3:GLU:HG2	2:R:3:GLU:O	1.86	0.75
2:R:78:SER:C	2:R:79:ILE:HD12	2.06	0.75
3:S:10:ASN:OD1	3:S:11:LEU:HD23	1.86	0.75
3:S:243:MET:O	3:S:246:SER:HB3	1.86	0.75
3:S:249:VAL:HA	3:S:252:SER:HB3	1.68	0.75
3:U:107:LYS:O	3:U:108:LEU:HD23	1.87	0.75
3:U:380:LYS:O	3:U:384:GLU:HB2	1.86	0.75
1:V:235:ALA:HB1	1:V:239:PHE:CE2	2.21	0.75
2:W:35:LEU:HD12	2:W:60:HIS:NE2	2.02	0.75
2:W:120:TRP:CD1	2:W:122:PRO:HD3	2.21	0.75
2:W:263:VAL:O	2:W:267:GLN:HG2	1.85	0.75
2:W:318:SER:HB2	2:W:447:ASN:ND2	1.97	0.75
4:Y:185:ILE:HG12	4:Y:214:ILE:HG22	1.67	0.75
4:Y:470:HIS:NE2	4:Y:474:VAL:HG21	1.99	0.75
3:Z:43:VAL:CG1	3:Z:50:VAL:HG22	2.15	0.75
3:Z:107:LYS:O	3:Z:108:LEU:HD23	1.87	0.75
3:Z:293:VAL:O	3:Z:297:ASN:HB3	1.87	0.75
2:1:1:VAL:O	2:1:3:GLU:N	2.20	0.75
2:1:60:HIS:NE2	2:1:92:ILE:HD13	2.01	0.75
4:3:27:VAL:HG12	4:3:154:GLU:HA	1.67	0.75
4:3:36:LEU:HD13	4:3:173:ASP:OD1	1.87	0.75
3:A:41:ILE:O	3:A:42:ASN:CG	2.24	0.75

Continued on next page...

Continued from previous page...

Atom-1	Atom-2	Interatomic distance (Å)	Clash overlap (Å)
1:B:232:SER:HA	1:B:235:ALA:HB3	1.67	0.75
2:C:263:VAL:O	2:C:267:GLN:HG2	1.85	0.75
2:C:280:GLU:HG3	2:C:281:THR:N	2.00	0.75
3:D:61:ILE:HA	3:D:116:ILE:HD11	1.66	0.75
3:D:243:MET:O	3:D:246:SER:HB3	1.86	0.75
4:E:59:TRP:HE1	4:E:84:LEU:HD23	1.51	0.75
4:E:152:ALA:HA	4:E:155:VAL:O	1.85	0.75
3:F:160:PRO:HG2	3:F:185:LYS:NZ	2.01	0.75
2:H:78:SER:C	2:H:79:ILE:HD12	2.06	0.75
2:H:81:ARG:CZ	2:H:111:LEU:HD13	2.17	0.75
2:H:216:THR:O	2:H:217:PHE:HD1	1.70	0.75
2:H:263:VAL:HA	3:I:251:LEU:HD11	1.66	0.75
4:J:44:GLU:CG	4:J:129:ILE:CB	2.46	0.75
4:J:262:THR:OG1	4:J:265:LEU:CD1	2.33	0.75
3:K:380:LYS:O	3:K:384:GLU:HB2	1.86	0.75
1:L:232:SER:HA	1:L:235:ALA:HB3	1.67	0.75
3:N:416:LEU:CA	3:N:419:ILE:HG13	2.16	0.75
3:P:133:THR:HG22	3:P:133:THR:O	1.86	0.75
3:P:279:LEU:HD13	3:P:282:MET:CB	2.17	0.75
1:Q:55:PHE:HD1	1:Q:55:PHE:N	1.83	0.75
4:T:144:VAL:HG12	4:T:209:ILE:HA	1.67	0.75
3:U:66:ARG:HD3	3:U:66:ARG:H	1.51	0.75
3:U:212:LEU:HA	3:U:215:VAL:CG2	2.16	0.75
1:V:132:VAL:HG12	1:V:279:ILE:HA	1.67	0.75
1:V:291:VAL:CG1	1:V:292:ALA:N	2.48	0.75
2:W:17:TYR:CZ	2:W:19:LYS:HA	2.21	0.75
3:X:95:ASN:HD21	3:X:128:CYS:CB	1.99	0.75
3:X:249:VAL:HA	3:X:252:SER:HB3	1.68	0.75
4:Y:148:GLN:HE21	4:Y:148:GLN:CA	1.95	0.75
3:Z:212:LEU:HA	3:Z:215:VAL:CG2	2.17	0.75
1:0:55:PHE:N	1:0:55:PHE:HD1	1.82	0.75
2:1:266:ALA:O	2:1:270:PHE:CE1	2.40	0.75
2:1:438:ALA:HA	2:1:441:GLU:OE1	1.86	0.75
3:2:292:THR:CA	3:2:295:VAL:HG22	2.15	0.75
4:3:36:LEU:HD12	4:3:173:ASP:OD1	1.86	0.75
3:A:118:TRP:CD1	3:A:120:PRO:CD	2.67	0.75
2:C:35:LEU:HD12	2:C:60:HIS:NE2	2.02	0.75
3:D:419:ILE:HD12	3:D:420:ILE:HG23	1.67	0.75
3:F:279:LEU:HD13	3:F:282:MET:CB	2.17	0.75
1:G:284:LEU:HD23	1:G:287:ILE:HD11	1.69	0.75
2:H:1:VAL:O	2:H:3:GLU:N	2.20	0.75

Continued on next page...

Continued from previous page...

Atom-1	Atom-2	Interatomic distance (Å)	Clash overlap (Å)
2:H:204:ASP:OD1	2:H:205:LYS:NZ	2.18	0.75
4:J:38:ASN:O	4:J:51:THR:HA	1.87	0.75
4:J:76:LEU:HD21	4:J:108:LEU:HD11	1.66	0.75
4:J:449:ALA:HA	4:J:452:TRP:CD1	2.21	0.75
3:K:261:VAL:O	3:K:265:PRO:CD	2.34	0.75
1:L:251:LEU:HD13	2:M:261:ILE:HG21	1.66	0.75
2:M:216:THR:C	2:M:217:PHE:HD1	1.89	0.75
4:O:235:LEU:CA	4:O:238:LEU:HG	2.15	0.75
4:O:250:LYS:CA	4:O:253:LEU:HB3	2.16	0.75
4:O:305:ASN:HA	4:O:308:LEU:CD1	2.17	0.75
3:P:380:LYS:CB	1:Q:408:ILE:HD13	2.15	0.75
1:Q:291:VAL:CG1	1:Q:292:ALA:N	2.48	0.75
2:R:35:LEU:HD12	2:R:60:HIS:NE2	2.02	0.75
3:S:95:ASN:HD21	3:S:128:CYS:CB	1.99	0.75
3:S:149:TRP:CE2	3:S:150:THR:HB	2.21	0.75
2:W:48:THR:CA	2:W:286:PRO:HD3	2.16	0.75
2:W:60:HIS:CD2	2:W:92:ILE:CD1	2.70	0.75
2:W:190:TRP:HD1	2:W:221:ILE:HD12	1.49	0.75
4:Y:128:PRO:O	4:Y:129:ILE:HG12	1.87	0.75
4:Y:422:ILE:O	4:Y:425:SER:HB3	1.86	0.75
3:Z:233:PHE:CZ	3:Z:417:ILE:HD11	2.21	0.75
1:0:408:ILE:HD13	3:Z:380:LYS:CB	2.15	0.75
2:1:449:VAL:HG12	2:1:452:THR:HG21	1.68	0.75
4:3:235:LEU:CA	4:3:238:LEU:HG	2.15	0.75
3:A:212:LEU:HA	3:A:215:VAL:CG2	2.17	0.75
3:A:235:LEU:HD11	3:A:242:LYS:CE	2.10	0.75
2:C:35:LEU:HD12	2:C:92:ILE:HG21	1.67	0.75
2:C:81:ARG:CZ	2:C:111:LEU:HD13	2.17	0.75
2:C:141:TRP:CB	2:C:222:ARG:HA	2.16	0.75
2:H:180:ASP:HB2	2:H:195:LYS:HB2	1.68	0.75
3:I:10:ASN:OD1	3:I:11:LEU:HD23	1.86	0.75
3:I:92:LEU:CD2	3:I:92:LEU:H	1.99	0.75
3:I:135:PHE:HB2	3:I:209:ARG:CB	2.13	0.75
3:I:243:MET:O	3:I:246:SER:HB3	1.86	0.75
3:I:287:SER:HA	3:I:290:ILE:CG1	2.15	0.75
4:J:59:TRP:HE1	4:J:84:LEU:HD23	1.51	0.75
3:K:160:PRO:HG2	3:K:185:LYS:NZ	2.01	0.75
3:K:233:PHE:CZ	3:K:417:ILE:HD11	2.20	0.75
3:K:257:LEU:HD13	3:K:285:VAL:HG23	1.65	0.75
2:M:3:GLU:O	2:M:3:GLU:HG2	1.86	0.75
3:N:61:ILE:HA	3:N:116:ILE:HD11	1.66	0.75

Continued on next page...

Continued from previous page...

Atom-1	Atom-2	Interatomic distance (Å)	Clash overlap (Å)
3:N:92:LEU:H	3:N:92:LEU:CD2	1.99	0.75
4:O:44:GLU:HB3	4:O:280:PRO:HB3	1.68	0.75
1:Q:235:ALA:HB1	1:Q:239:PHE:CE2	2.21	0.75
1:Q:287:ILE:HA	1:Q:290:LEU:HD12	1.66	0.75
2:R:35:LEU:HD12	2:R:92:ILE:HG21	1.67	0.75
2:R:37:LEU:HD12	2:R:217:PHE:CD2	2.22	0.75
2:R:216:THR:O	2:R:217:PHE:HD1	1.70	0.75
2:R:259:THR:O	2:R:262:CYS:SG	2.43	0.75
3:S:92:LEU:H	3:S:92:LEU:CD2	1.99	0.75
3:S:303:PRO:HG2	3:S:400:LYS:HZ3	1.49	0.75
3:S:416:LEU:CA	3:S:419:ILE:HG13	2.16	0.75
4:T:45:LYS:HB3	4:T:280:PRO:HA	1.67	0.75
3:U:279:LEU:HD13	3:U:282:MET:CB	2.17	0.75
2:W:37:LEU:HD12	2:W:217:PHE:CD2	2.22	0.75
2:W:47:GLU:HG2	2:W:286:PRO:CG	2.15	0.75
2:W:122:PRO:CB	2:W:123:PRO:HD2	2.09	0.75
2:W:438:ALA:HA	2:W:441:GLU:OE1	1.86	0.75
4:Y:38:ASN:O	4:Y:51:THR:HA	1.87	0.75
3:Z:36:GLN:HA	3:Z:164:ARG:NH2	2.01	0.75
1:0:92:LEU:HD12	1:0:95:ASN:HB2	1.69	0.75
1:0:132:VAL:HG12	1:0:279:ILE:HA	1.67	0.75
2:1:35:LEU:HD12	2:1:60:HIS:NE2	2.02	0.75
2:1:78:SER:C	2:1:79:ILE:HD12	2.06	0.75
2:1:248:TYR:C	2:1:250:PRO:HD2	2.05	0.75
3:2:46:VAL:CA	3:2:272:PRO:HD3	2.16	0.75
3:2:137:PHE:HB3	3:2:435:GLN:CD	2.07	0.75
4:3:52:ASN:HD21	4:3:120:PRO:HB2	1.52	0.75
4:3:59:TRP:HE1	4:3:84:LEU:HD23	1.51	0.75
4:3:305:ASN:HA	4:3:308:LEU:CD1	2.17	0.75
3:A:107:LYS:O	3:A:108:LEU:HD23	1.87	0.75
3:A:262:GLU:O	3:A:265:PRO:HD2	1.86	0.75
2:C:204:ASP:OD1	2:C:205:LYS:NZ	2.18	0.75
2:C:244:ALA:O	2:C:248:TYR:HD2	1.69	0.75
3:D:92:LEU:N	3:D:92:LEU:HD22	2.00	0.75
3:D:135:PHE:HB2	3:D:209:ARG:CB	2.13	0.75
4:E:59:TRP:C	4:E:60:ASN:ND2	2.35	0.75
4:E:449:ALA:HA	4:E:452:TRP:CD1	2.21	0.75
2:H:37:LEU:HD12	2:H:217:PHE:CD2	2.22	0.75
3:I:135:PHE:CD2	3:I:210:ILE:HG12	2.22	0.75
3:I:137:PHE:HB3	3:I:435:GLN:CD	2.06	0.75
3:I:188:VAL:O	3:I:197:PRO:HB2	1.87	0.75

Continued on next page...

Continued from previous page...

Atom-1	Atom-2	Interatomic distance (Å)	Clash overlap (Å)
4:J:71:TYR:CD1	4:J:111:ASN:HB2	2.19	0.75
4:J:128:PRO:O	4:J:129:ILE:HG12	1.87	0.75
3:K:62:ASP:OD1	3:K:64:ARG:HB2	1.87	0.75
1:L:55:PHE:HD1	1:L:55:PHE:N	1.82	0.75
1:L:55:PHE:N	1:L:55:PHE:CD1	2.51	0.75
2:M:48:THR:CA	2:M:286:PRO:HD3	2.16	0.75
2:M:60:HIS:CD2	2:M:92:ILE:CD1	2.70	0.75
2:M:280:GLU:HG3	2:M:281:THR:N	2.00	0.75
2:M:431:LYS:O	2:M:434:LYS:HB3	1.86	0.75
3:N:188:VAL:O	3:N:197:PRO:HB2	1.86	0.75
4:O:128:PRO:O	4:O:129:ILE:HG12	1.87	0.75
3:P:233:PHE:CZ	3:P:417:ILE:HD11	2.21	0.75
3:S:46:VAL:CA	3:S:272:PRO:HD3	2.16	0.75
4:T:27:VAL:HG12	4:T:154:GLU:HA	1.67	0.75
4:T:52:ASN:HD21	4:T:120:PRO:HB2	1.52	0.75
4:T:128:PRO:O	4:T:129:ILE:HG12	1.87	0.75
3:U:160:PRO:HG2	3:U:185:LYS:NZ	2.01	0.75
3:X:170:PHE:CZ	3:X:171:MET:O	2.40	0.75
4:Y:100:GLU:HB2	4:Y:122:ILE:CD1	2.17	0.75
3:Z:66:ARG:HD3	3:Z:66:ARG:H	1.51	0.75
2:1:42:LEU:HD22	2:1:190:TRP:HH2	1.49	0.75
2:1:50:GLU:HB3	2:1:132:ILE:HB	1.66	0.75
3:2:135:PHE:CD2	3:2:210:ILE:HG12	2.21	0.75
2:C:3:GLU:HG2	2:C:3:GLU:O	1.86	0.75
2:C:90:PRO:HD2	2:C:120:TRP:CZ3	2.22	0.75
3:D:377:GLU:HB2	4:E:415:CYS:CB	2.17	0.75
4:E:36:LEU:HD13	4:E:173:ASP:OD1	1.87	0.75
4:E:144:VAL:HG12	4:E:209:ILE:HA	1.67	0.75
3:F:186:HIS:CE1	3:F:187:TRP:O	2.40	0.75
3:F:293:VAL:O	3:F:297:ASN:HB3	1.87	0.75
3:F:380:LYS:O	3:F:384:GLU:HB2	1.87	0.75
1:G:80:ILE:HA	2:H:20:HIS:HE1	1.51	0.75
3:I:149:TRP:CE2	3:I:150:THR:HB	2.21	0.75
3:K:41:ILE:O	3:K:42:ASN:CG	2.24	0.75
3:K:243:MET:HE3	3:K:244:THR:HG22	1.67	0.75
1:L:45:GLU:OE1	1:L:279:ILE:HD11	1.86	0.75
1:L:192:PRO:HD2	1:L:210:TYR:CB	2.15	0.75
2:M:35:LEU:HD12	2:M:60:HIS:NE2	2.02	0.75
3:N:10:ASN:OD1	3:N:11:LEU:HD23	1.86	0.75
4:O:267:LEU:O	4:O:270:GLN:HG3	1.86	0.75
3:P:262:GLU:O	3:P:265:PRO:HD2	1.85	0.75

Continued on next page...

Continued from previous page...

Atom-1	Atom-2	Interatomic distance (Å)	Clash overlap (Å)
2:R:47:GLU:HG2	2:R:286:PRO:CG	2.15	0.75
2:R:162:LEU:CD1	2:R:217:PHE:CE1	2.61	0.75
2:R:204:ASP:OD1	2:R:205:LYS:NZ	2.18	0.75
4:T:249:GLN:HE22	4:T:250:LYS:CE	1.91	0.75
4:T:291:PHE:O	4:T:295:VAL:HG23	1.87	0.75
1:V:10:VAL:HG13	1:V:11:LEU:HD22	1.69	0.75
2:W:38:THR:HG21	2:W:57:TRP:CE3	2.19	0.75
4:Y:27:VAL:HG12	4:Y:154:GLU:HA	1.67	0.75
4:Y:107:VAL:HG12	4:Y:108:LEU:H	1.51	0.75
2:1:141:TRP:CB	2:1:222:ARG:HA	2.16	0.75
3:2:38:ILE:HA	3:2:169:THR:CG2	2.14	0.75
3:2:92:LEU:H	3:2:92:LEU:CD2	1.99	0.75
3:2:166:ASP:OD1	3:2:205:PHE:CE2	2.40	0.75
3:2:416:LEU:CA	3:2:419:ILE:HG13	2.16	0.75
1:B:45:GLU:OE1	1:B:279:ILE:HD11	1.86	0.75
2:C:17:TYR:CZ	2:C:19:LYS:HA	2.21	0.75
2:C:190:TRP:HB2	2:C:223:ARG:HB2	1.67	0.75
2:C:249:LEU:N	2:C:250:PRO:CD	2.49	0.75
3:D:10:ASN:OD1	3:D:11:LEU:HD23	1.86	0.75
3:D:137:PHE:HB3	3:D:435:GLN:CD	2.07	0.75
3:F:229:THR:CA	3:F:232:VAL:HB	2.17	0.75
2:H:47:GLU:HG2	2:H:286:PRO:HD2	1.68	0.75
3:I:290:ILE:O	3:I:293:VAL:HB	1.87	0.75
4:J:144:VAL:HG12	4:J:209:ILE:HA	1.67	0.75
4:J:159:LEU:HD11	4:J:208:ILE:HG23	1.69	0.75
3:K:36:GLN:HA	3:K:164:ARG:NH2	2.01	0.75
3:K:107:LYS:O	3:K:108:LEU:HD23	1.87	0.75
3:K:230:VAL:HG13	3:K:414:PHE:CZ	2.21	0.75
3:K:279:LEU:HD13	3:K:282:MET:CB	2.17	0.75
2:M:259:THR:O	2:M:262:CYS:SG	2.43	0.75
2:M:449:VAL:HG12	2:M:452:THR:CG2	2.17	0.75
2:M:471:PHE:C	2:M:471:PHE:CD1	2.56	0.75
3:N:56:LEU:N	3:N:56:LEU:HD23	2.02	0.75
3:N:170:PHE:CZ	3:N:171:MET:O	2.40	0.75
4:O:52:ASN:HD21	4:O:120:PRO:HB2	1.52	0.75
4:O:90:VAL:HA	4:O:99:PHE:HE1	1.51	0.75
3:P:229:THR:CA	3:P:232:VAL:HB	2.17	0.75
2:R:58:MET:O	2:R:58:MET:HG2	1.85	0.75
2:R:141:TRP:CB	2:R:222:ARG:HA	2.16	0.75
2:R:449:VAL:HG12	2:R:452:THR:CG2	2.17	0.75
3:S:137:PHE:HB3	3:S:435:GLN:CD	2.07	0.75

Continued on next page...

Continued from previous page...

Atom-1	Atom-2	Interatomic distance (Å)	Clash overlap (Å)
3:S:170:PHE:CZ	3:S:171:MET:O	2.40	0.75
3:S:419:ILE:HD12	3:S:420:ILE:HG23	1.67	0.75
4:T:132:THR:O	4:T:135:PRO:CD	2.31	0.75
2:W:78:SER:C	2:W:79:ILE:HD12	2.06	0.75
2:W:113:ARG:HB3	2:W:114:PRO:HD2	1.67	0.75
2:W:449:VAL:HG12	2:W:452:THR:HG21	1.68	0.75
3:X:46:VAL:CA	3:X:272:PRO:HD3	2.16	0.75
4:Y:45:LYS:HB3	4:Y:280:PRO:HA	1.67	0.75
3:Z:62:ASP:OD1	3:Z:64:ARG:HB2	1.87	0.75
2:1:90:PRO:HD2	2:1:120:TRP:CZ3	2.22	0.74
3:2:249:VAL:HA	3:2:252:SER:HB3	1.68	0.74
3:2:298:THR:HG22	3:2:301:ARG:HD3	1.69	0.74
4:3:132:THR:O	4:3:135:PRO:CD	2.31	0.74
4:3:249:GLN:HE22	4:3:250:LYS:CE	1.91	0.74
3:A:293:VAL:O	3:A:297:ASN:HB3	1.87	0.74
1:B:240:TYR:O	1:B:244:ASP:HB2	1.87	0.74
2:C:1:VAL:O	2:C:3:GLU:N	2.20	0.74
2:C:216:THR:O	2:C:217:PHE:HD1	1.70	0.74
3:F:251:LEU:HD13	4:J:260:ALA:CB	2.15	0.74
2:H:162:LEU:CD1	2:H:217:PHE:CE1	2.61	0.74
2:H:300:THR:HA	2:H:303:VAL:CG2	2.17	0.74
3:I:377:GLU:HB2	4:J:415:CYS:CB	2.17	0.74
4:J:36:LEU:HD12	4:J:173:ASP:OD1	1.86	0.74
4:J:86:LEU:HD13	4:J:103:TYR:CE1	2.22	0.74
4:J:90:VAL:HA	4:J:99:PHE:HE1	1.52	0.74
4:J:250:LYS:CA	4:J:253:LEU:HB3	2.16	0.74
3:K:133:THR:HG22	3:K:133:THR:O	1.86	0.74
3:K:229:THR:CA	3:K:232:VAL:HB	2.17	0.74
1:L:80:ILE:HA	2:M:20:HIS:HE1	1.51	0.74
1:L:92:LEU:HD12	1:L:95:ASN:HB2	1.69	0.74
2:M:278:LEU:HD12	2:M:278:LEU:O	1.86	0.74
2:M:438:ALA:HA	2:M:441:GLU:OE1	1.86	0.74
3:N:166:ASP:OD1	3:N:205:PHE:CE2	2.40	0.74
4:O:44:GLU:HA	4:O:129:ILE:HD11	1.68	0.74
4:O:163:GLU:CD	4:O:163:GLU:H	1.91	0.74
4:O:291:PHE:O	4:O:295:VAL:HG23	1.87	0.74
3:P:229:THR:O	3:P:233:PHE:HD1	1.70	0.74
2:R:278:LEU:HD12	2:R:278:LEU:O	1.86	0.74
2:R:311:ASN:O	2:R:315:ARG:N	2.20	0.74
3:S:166:ASP:OD1	3:S:205:PHE:CE2	2.40	0.74
4:T:422:ILE:O	4:T:425:SER:HB3	1.86	0.74

Continued on next page...

Continued from previous page...

Atom-1	Atom-2	Interatomic distance (Å)	Clash overlap (Å)
3:U:90:LEU:HD13	3:U:100:PHE:HE2	1.51	0.74
3:U:212:LEU:HA	3:U:215:VAL:HG23	1.68	0.74
1:V:244:ASP:HB3	2:W:314:PHE:CE1	2.21	0.74
2:W:60:HIS:NE2	2:W:92:ILE:HD13	2.01	0.74
2:W:97:ASN:ND2	2:W:146:LEU:CG	2.48	0.74
2:W:141:TRP:CB	2:W:222:ARG:HA	2.16	0.74
2:W:249:LEU:N	2:W:250:PRO:CD	2.49	0.74
3:X:46:VAL:HG21	3:X:270:ALA:O	1.87	0.74
3:X:149:TRP:CE2	3:X:150:THR:HB	2.21	0.74
4:Y:44:GLU:HA	4:Y:129:ILE:HD11	1.68	0.74
4:Y:86:LEU:HD13	4:Y:103:TYR:CE1	2.22	0.74
1:0:45:GLU:OE1	1:0:279:ILE:HD11	1.86	0.74
1:0:284:LEU:HD23	1:0:287:ILE:HD11	1.69	0.74
3:2:56:LEU:N	3:2:56:LEU:HD23	2.02	0.74
3:2:61:ILE:HA	3:2:116:ILE:HD11	1.66	0.74
4:3:44:GLU:HB3	4:3:280:PRO:HB3	1.69	0.74
4:3:159:LEU:HD11	4:3:208:ILE:HG23	1.68	0.74
1:B:408:ILE:HG23	1:B:409:LYS:N	1.99	0.74
3:D:56:LEU:N	3:D:56:LEU:HD23	2.02	0.74
3:D:92:LEU:H	3:D:92:LEU:CD2	1.99	0.74
4:E:453:ILE:HD12	4:E:454:ALA:N	2.00	0.74
3:F:36:GLN:HA	3:F:164:ARG:NH2	2.01	0.74
3:F:62:ASP:OD1	3:F:64:ARG:HB2	1.87	0.74
3:F:66:ARG:HD3	3:F:66:ARG:H	1.51	0.74
1:G:147:LYS:HG3	1:G:148:SER:N	2.00	0.74
2:H:35:LEU:HD12	2:H:60:HIS:NE2	2.02	0.74
2:H:67:LEU:HD12	2:H:116:GLY:HA2	1.70	0.74
2:H:190:TRP:HB2	2:H:223:ARG:HB2	1.67	0.74
3:I:295:VAL:O	3:I:299:HIS:N	2.19	0.74
3:K:212:LEU:HA	3:K:215:VAL:CG2	2.17	0.74
2:M:216:THR:O	2:M:217:PHE:HD1	1.70	0.74
2:M:249:LEU:N	2:M:250:PRO:CD	2.49	0.74
2:M:300:THR:HA	2:M:303:VAL:CG2	2.17	0.74
2:M:311:ASN:O	2:M:315:ARG:N	2.20	0.74
4:O:19:LYS:HZ2	4:O:154:GLU:CB	1.99	0.74
2:R:48:THR:CA	2:R:286:PRO:HD3	2.16	0.74
2:R:244:ALA:O	2:R:248:TYR:HD2	1.69	0.74
2:R:463:PRO:HA	2:R:466:VAL:CG2	2.18	0.74
3:S:135:PHE:CD2	3:S:210:ILE:HG12	2.21	0.74
3:U:235:LEU:HD11	3:U:242:LYS:CE	2.10	0.74
1:V:92:LEU:HD22	1:V:146:PHE:CD1	2.22	0.74

Continued on next page...

Continued from previous page...

Atom-1	Atom-2	Interatomic distance (Å)	Clash overlap (Å)
2:W:58:MET:HG2	2:W:58:MET:O	1.85	0.74
2:W:216:THR:O	2:W:217:PHE:HD1	1.70	0.74
2:W:266:ALA:HB3	3:X:251:LEU:HD22	1.69	0.74
2:W:300:THR:HA	2:W:303:VAL:CG2	2.17	0.74
2:W:311:ASN:O	2:W:315:ARG:N	2.20	0.74
3:X:137:PHE:HB3	3:X:435:GLN:CD	2.06	0.74
3:X:166:ASP:OD1	3:X:205:PHE:CE2	2.40	0.74
4:Y:59:TRP:HE1	4:Y:84:LEU:HD23	1.51	0.74
3:Z:235:LEU:HD11	3:Z:242:LYS:CE	2.10	0.74
1:O:233:ILE:O	1:O:237:LEU:HB2	1.88	0.74
2:1:59:ASP:OD1	2:1:121:LEU:HD13	1.88	0.74
2:1:244:ALA:O	2:1:248:TYR:HD2	1.69	0.74
2:1:249:LEU:N	2:1:250:PRO:CD	2.50	0.74
3:2:135:PHE:HB2	3:2:209:ARG:CB	2.13	0.74
4:3:38:ASN:O	4:3:51:THR:HA	1.87	0.74
4:3:107:VAL:HG12	4:3:108:LEU:H	1.51	0.74
4:3:144:VAL:HG12	4:3:209:ILE:HA	1.67	0.74
4:3:240:TYR:CD2	4:3:453:ILE:CG1	2.71	0.74
3:A:37:LEU:CD2	3:A:54:VAL:HG12	2.18	0.74
1:B:92:LEU:HD22	1:B:146:PHE:CD1	2.22	0.74
2:C:120:TRP:CD1	2:C:122:PRO:HD3	2.21	0.74
3:D:170:PHE:CZ	3:D:171:MET:O	2.40	0.74
3:D:298:THR:HG22	3:D:301:ARG:HD3	1.69	0.74
4:E:27:VAL:HG12	4:E:154:GLU:HA	1.67	0.74
4:E:267:LEU:O	4:E:270:GLN:HG3	1.86	0.74
2:H:48:THR:CA	2:H:286:PRO:HD3	2.16	0.74
2:H:104:VAL:HA	2:H:106:TYR:CE1	2.22	0.74
2:H:278:LEU:HD12	2:H:278:LEU:O	1.86	0.74
1:L:10:VAL:HG13	1:L:11:LEU:HD22	1.69	0.74
1:L:95:ASN:CB	1:L:126:SER:HB2	2.15	0.74
1:L:240:TYR:O	1:L:244:ASP:HB2	1.87	0.74
2:M:50:GLU:HB3	2:M:132:ILE:HB	1.67	0.74
2:M:81:ARG:CZ	2:M:111:LEU:HD13	2.17	0.74
2:M:90:PRO:HD2	2:M:120:TRP:CZ3	2.22	0.74
3:N:290:ILE:O	3:N:293:VAL:HB	1.87	0.74
4:O:27:VAL:HG12	4:O:154:GLU:HA	1.67	0.74
3:P:379:VAL:HA	3:P:382:ILE:HD11	1.70	0.74
1:Q:233:ILE:O	1:Q:237:LEU:HB2	1.88	0.74
1:Q:284:LEU:HD23	1:Q:287:ILE:HD11	1.69	0.74
3:S:238:ASP:HB3	4:T:308:LEU:HD23	1.70	0.74
4:T:100:GLU:HB2	4:T:122:ILE:CD1	2.17	0.74

Continued on next page...

Continued from previous page...

Atom-1	Atom-2	Interatomic distance (Å)	Clash overlap (Å)
4:T:163:GLU:CD	4:T:163:GLU:H	1.91	0.74
4:T:262:THR:OG1	4:T:265:LEU:CD1	2.32	0.74
2:W:266:ALA:O	2:W:270:PHE:CE1	2.40	0.74
2:W:471:PHE:C	2:W:471:PHE:HD1	1.88	0.74
3:X:167:LEU:CD1	3:X:178:MET:HB3	2.11	0.74
3:X:377:GLU:HB2	4:Y:415:CYS:CB	2.17	0.74
3:X:413:VAL:HG12	3:X:417:ILE:HG13	1.69	0.74
4:Y:159:LEU:HD11	4:Y:208:ILE:HG23	1.68	0.74
3:Z:148:ILE:CD1	3:Z:156:VAL:HG13	2.12	0.74
3:Z:160:PRO:HG2	3:Z:185:LYS:NZ	2.01	0.74
3:Z:186:HIS:CE1	3:Z:187:TRP:O	2.40	0.74
1:O:287:ILE:HA	1:O:290:LEU:HD12	1.66	0.74
1:O:459:SER:O	1:O:463:PRO:CD	2.36	0.74
2:1:48:THR:CA	2:1:286:PRO:HD3	2.16	0.74
2:1:223:ARG:HG2	2:1:224:LYS:N	2.03	0.74
2:1:449:VAL:HG12	2:1:452:THR:CG2	2.17	0.74
2:1:475:MET:HA	2:1:478:PHE:CZ	2.23	0.74
3:A:36:GLN:HA	3:A:164:ARG:NH2	2.02	0.74
3:A:379:VAL:HA	3:A:382:ILE:HD11	1.70	0.74
2:C:60:HIS:NE2	2:C:92:ILE:HD13	2.01	0.74
2:C:104:VAL:HA	2:C:106:TYR:CE1	2.22	0.74
2:C:190:TRP:HD1	2:C:221:ILE:HD12	1.49	0.74
3:D:46:VAL:CA	3:D:272:PRO:HD3	2.16	0.74
4:E:59:TRP:CZ2	4:E:115:MET:HB3	2.23	0.74
3:F:37:LEU:CD2	3:F:54:VAL:HG12	2.18	0.74
3:F:90:LEU:HD13	3:F:100:PHE:HE2	1.51	0.74
1:G:244:ASP:HB3	2:H:314:PHE:CE1	2.21	0.74
2:H:60:HIS:CD2	2:H:92:ILE:CD1	2.70	0.74
3:I:166:ASP:OD1	3:I:205:PHE:CE2	2.40	0.74
4:J:59:TRP:C	4:J:60:ASN:ND2	2.35	0.74
4:J:240:TYR:CD2	4:J:453:ILE:CG1	2.71	0.74
3:K:244:THR:O	3:K:247:ILE:CG2	2.36	0.74
3:N:135:PHE:CD2	3:N:210:ILE:HG12	2.21	0.74
3:N:298:THR:HG22	3:N:301:ARG:HD3	1.69	0.74
4:O:86:LEU:HD13	4:O:103:TYR:CE1	2.22	0.74
1:Q:80:ILE:HA	2:R:20:HIS:HE1	1.51	0.74
1:Q:191:LYS:HE2	1:Q:209:PHE:HB3	1.68	0.74
2:R:103:ASN:ND2	2:R:106:TYR:HE2	1.86	0.74
2:R:249:LEU:N	2:R:250:PRO:CD	2.49	0.74
2:R:453:ILE:CG2	2:R:454:ASP:N	2.51	0.74
2:R:475:MET:HA	2:R:478:PHE:CZ	2.23	0.74

Continued on next page...

Continued from previous page...

Atom-1	Atom-2	Interatomic distance (Å)	Clash overlap (Å)
3:S:290:ILE:O	3:S:293:VAL:HB	1.87	0.74
4:T:185:ILE:HG12	4:T:214:ILE:HG22	1.67	0.74
4:T:275:THR:O	4:T:279:VAL:HG23	1.87	0.74
3:U:62:ASP:OD1	3:U:64:ARG:HB2	1.87	0.74
3:U:229:THR:CA	3:U:232:VAL:HB	2.17	0.74
1:V:256:LEU:HD22	1:V:298:SER:HB2	1.70	0.74
1:V:284:LEU:HD23	1:V:287:ILE:HD11	1.69	0.74
2:W:278:LEU:HD12	2:W:278:LEU:O	1.86	0.74
3:X:45:GLU:HG2	3:X:272:PRO:HG3	1.67	0.74
4:Y:60:ASN:HD22	4:Y:60:ASN:N	1.81	0.74
4:Y:275:THR:O	4:Y:279:VAL:HG23	1.87	0.74
4:Y:291:PHE:O	4:Y:295:VAL:HG23	1.87	0.74
4:Y:449:ALA:HA	4:Y:452:TRP:CD1	2.21	0.74
2:1:311:ASN:O	2:1:315:ARG:N	2.20	0.74
2:1:478:PHE:HD1	2:1:478:PHE:C	1.91	0.74
3:2:188:VAL:O	3:2:197:PRO:HB2	1.86	0.74
4:3:100:GLU:HB2	4:3:122:ILE:CD1	2.17	0.74
4:3:194:TYR:HA	4:3:206:GLN:HG2	1.70	0.74
3:A:62:ASP:OD1	3:A:64:ARG:HB2	1.87	0.74
3:A:230:VAL:HG13	3:A:414:PHE:CZ	2.21	0.74
2:C:278:LEU:HD12	2:C:278:LEU:O	1.86	0.74
3:D:188:VAL:O	3:D:197:PRO:HB2	1.86	0.74
4:E:45:LYS:HB3	4:E:280:PRO:HA	1.67	0.74
4:E:159:LEU:HD11	4:E:208:ILE:HG23	1.69	0.74
4:E:275:THR:O	4:E:279:VAL:HG23	1.87	0.74
3:F:261:VAL:O	3:F:265:PRO:CD	2.34	0.74
1:G:47:ASN:O	1:G:48:GLU:CG	2.27	0.74
3:I:249:VAL:HA	3:I:252:SER:HB3	1.68	0.74
4:J:305:ASN:HA	4:J:308:LEU:CD1	2.17	0.74
2:M:17:TYR:CZ	2:M:19:LYS:HA	2.21	0.74
2:M:37:LEU:HD12	2:M:217:PHE:CD2	2.22	0.74
2:M:104:VAL:HA	2:M:106:TYR:CE1	2.22	0.74
2:M:445:ASN:HA	2:M:448:LEU:CG	2.12	0.74
3:N:45:GLU:HG2	3:N:272:PRO:HG3	1.67	0.74
3:N:62:ASP:HB3	3:N:65:LEU:CD1	2.15	0.74
3:N:92:LEU:HD13	3:N:146:LEU:CG	2.16	0.74
3:N:413:VAL:HG12	3:N:417:ILE:HG13	1.69	0.74
1:Q:244:ASP:HB3	2:R:314:PHE:CE1	2.21	0.74
2:R:17:TYR:CZ	2:R:19:LYS:HA	2.21	0.74
2:R:269:VAL:HA	2:R:272:LEU:HD11	1.69	0.74
2:R:300:THR:HA	2:R:303:VAL:CG2	2.17	0.74

Continued on next page...

Continued from previous page...

Atom-1	Atom-2	Interatomic distance (Å)	Clash overlap (Å)
4:T:90:VAL:HA	4:T:99:PHE:HE1	1.52	0.74
4:T:305:ASN:HA	4:T:308:LEU:CD1	2.17	0.74
3:U:37:LEU:CD2	3:U:54:VAL:HG12	2.18	0.74
3:U:379:VAL:HA	3:U:382:ILE:HD11	1.70	0.74
1:V:136:PRO:HB3	1:V:280:ILE:HD11	1.68	0.74
1:V:232:SER:HA	1:V:235:ALA:HB3	1.67	0.74
3:X:188:VAL:O	3:X:197:PRO:HB2	1.86	0.74
3:X:243:MET:O	3:X:246:SER:HB3	1.86	0.74
4:Y:132:THR:O	4:Y:135:PRO:CD	2.31	0.74
3:Z:262:GLU:O	3:Z:265:PRO:HD2	1.86	0.74
3:Z:432:GLU:O	3:Z:436:GLU:HG3	1.88	0.74
1:O:240:TYR:O	1:O:244:ASP:HB2	1.87	0.74
2:1:37:LEU:HD12	2:1:217:PHE:CD2	2.22	0.74
3:2:291:VAL:HG11	3:2:413:VAL:HG11	1.70	0.74
3:2:419:ILE:CD1	3:2:420:ILE:HG23	2.17	0.74
4:3:59:TRP:C	4:3:60:ASN:ND2	2.35	0.74
4:3:117:TRP:NE1	4:3:119:PRO:HD3	2.01	0.74
4:3:128:PRO:O	4:3:129:ILE:HG12	1.87	0.74
1:B:80:ILE:HA	2:C:20:HIS:HE1	1.51	0.74
1:B:136:PRO:HB3	1:B:280:ILE:HD11	1.68	0.74
2:C:300:THR:HA	2:C:303:VAL:CG2	2.17	0.74
3:D:166:ASP:OD1	3:D:205:PHE:CE2	2.40	0.74
3:D:413:VAL:HG12	3:D:417:ILE:HG13	1.69	0.74
4:E:262:THR:OG1	4:E:265:LEU:CD1	2.33	0.74
4:E:291:PHE:O	4:E:295:VAL:HG23	1.87	0.74
2:H:259:THR:O	2:H:262:CYS:SG	2.43	0.74
3:I:56:LEU:N	3:I:56:LEU:HD23	2.02	0.74
3:I:170:PHE:CZ	3:I:171:MET:O	2.40	0.74
3:I:238:ASP:HB3	4:J:308:LEU:HD23	1.70	0.74
4:J:152:ALA:N	4:J:205:PHE:HD1	1.85	0.74
4:J:291:PHE:O	4:J:295:VAL:HG23	1.87	0.74
3:K:186:HIS:CE1	3:K:187:TRP:O	2.40	0.74
3:K:432:GLU:O	3:K:436:GLU:HG3	1.88	0.74
2:M:42:LEU:HD22	2:M:190:TRP:HH2	1.49	0.74
2:M:300:THR:HA	2:M:303:VAL:HG23	1.70	0.74
3:N:377:GLU:HB2	4:O:415:CYS:CB	2.17	0.74
4:O:59:TRP:CZ2	4:O:115:MET:HB3	2.23	0.74
4:O:194:TYR:HA	4:O:206:GLN:HG2	1.70	0.74
1:Q:240:TYR:O	1:Q:244:ASP:HB2	1.87	0.74
2:R:122:PRO:CB	2:R:123:PRO:HD2	2.09	0.74
3:S:56:LEU:N	3:S:56:LEU:HD23	2.02	0.74

Continued on next page...

Continued from previous page...

Atom-1	Atom-2	Interatomic distance (Å)	Clash overlap (Å)
4:T:38:ASN:O	4:T:51:THR:HA	1.87	0.74
3:U:229:THR:O	3:U:233:PHE:HD1	1.70	0.74
2:W:81:ARG:CZ	2:W:111:LEU:HD13	2.17	0.74
2:W:180:ASP:HB2	2:W:195:LYS:HB2	1.68	0.74
2:W:190:TRP:HB2	2:W:223:ARG:HB2	1.67	0.74
3:X:135:PHE:CD2	3:X:210:ILE:HG12	2.22	0.74
3:Z:249:VAL:HG13	3:Z:253:LEU:HD23	1.70	0.74
3:Z:279:LEU:HD13	3:Z:282:MET:CB	2.17	0.74
1:O:136:PRO:HB3	1:O:280:ILE:HD11	1.68	0.74
2:1:104:VAL:HA	2:1:106:TYR:CE1	2.22	0.74
2:1:141:TRP:CH2	2:1:223:ARG:HB3	2.23	0.74
2:1:269:VAL:HA	2:1:272:LEU:HD11	1.69	0.74
2:1:300:THR:HA	2:1:303:VAL:CG2	2.17	0.74
3:2:10:ASN:OD1	3:2:11:LEU:HD23	1.87	0.74
3:2:170:PHE:CZ	3:2:171:MET:O	2.40	0.74
4:3:59:TRP:CZ2	4:3:115:MET:HB3	2.23	0.74
4:3:163:GLU:CD	4:3:163:GLU:H	1.91	0.74
4:3:291:PHE:O	4:3:295:VAL:HG23	1.87	0.74
3:A:133:THR:O	3:A:133:THR:HG22	1.86	0.74
3:A:186:HIS:CE1	3:A:187:TRP:O	2.40	0.74
1:B:92:LEU:HD12	1:B:95:ASN:HB2	1.69	0.74
1:B:136:PRO:HD3	1:B:280:ILE:HD11	1.70	0.74
1:B:142:CYS:SG	1:B:143:THR:N	2.61	0.74
1:B:256:LEU:HD22	1:B:298:SER:HB2	1.70	0.74
2:C:141:TRP:CH2	2:C:223:ARG:HB3	2.23	0.74
2:C:266:ALA:HB3	3:D:251:LEU:HD22	1.69	0.74
4:E:140:ASN:HD21	4:E:211:PHE:HA	1.53	0.74
4:E:197:GLN:HG2	4:E:198:LEU:N	2.03	0.74
3:F:249:VAL:HG13	3:F:253:LEU:HD23	1.70	0.74
3:F:249:VAL:HG23	1:G:257:LEU:HD21	1.70	0.74
1:G:92:LEU:HD22	1:G:146:PHE:CD1	2.23	0.74
1:G:136:PRO:HD3	1:G:280:ILE:HD11	1.70	0.74
1:G:191:LYS:HE2	1:G:209:PHE:HB3	1.68	0.74
1:G:227:PRO:O	1:G:231:ILE:HG12	1.88	0.74
2:H:141:TRP:CH2	2:H:223:ARG:HB3	2.23	0.74
3:I:416:LEU:CA	3:I:419:ILE:HG13	2.16	0.74
4:J:282:ILE:O	4:J:286:LEU:HD12	1.88	0.74
3:K:37:LEU:CD2	3:K:54:VAL:HG12	2.18	0.74
1:L:142:CYS:SG	1:L:143:THR:N	2.61	0.74
2:M:67:LEU:HD12	2:M:116:GLY:HA2	1.70	0.74
4:O:262:THR:OG1	4:O:265:LEU:CD1	2.33	0.74

Continued on next page...

Continued from previous page...

Atom-1	Atom-2	Interatomic distance (Å)	Clash overlap (Å)
3:P:36:GLN:HA	3:P:164:ARG:NH2	2.01	0.74
2:R:1:VAL:O	2:R:3:GLU:N	2.20	0.74
2:R:35:LEU:HD22	2:R:215:VAL:HG21	1.70	0.74
2:R:104:VAL:HA	2:R:106:TYR:CE1	2.22	0.74
2:R:266:ALA:O	2:R:270:PHE:CE1	2.40	0.74
3:S:377:GLU:HB2	4:T:415:CYS:CB	2.17	0.74
3:U:36:GLN:HA	3:U:164:ARG:NH2	2.01	0.74
3:U:56:LEU:HD22	3:U:58:GLN:HG3	1.70	0.74
1:V:37:LEU:HB3	1:V:179:ALA:CB	2.14	0.74
2:W:104:VAL:HA	2:W:106:TYR:CE1	2.22	0.74
3:X:291:VAL:HG11	3:X:413:VAL:HG11	1.70	0.74
4:Y:67:ASN:H	4:Y:67:ASN:ND2	1.83	0.74
4:3:241:PHE:CA	4:3:450:CYS:HG	2.00	0.74
3:A:279:LEU:HD13	3:A:282:MET:CB	2.17	0.74
3:D:46:VAL:HG21	3:D:270:ALA:O	1.87	0.74
3:D:290:ILE:O	3:D:293:VAL:HB	1.87	0.74
4:E:44:GLU:HB3	4:E:280:PRO:HB3	1.69	0.74
3:F:212:LEU:HA	3:F:215:VAL:CG2	2.16	0.74
2:H:17:TYR:CZ	2:H:19:LYS:HA	2.21	0.74
2:H:97:ASN:ND2	2:H:146:LEU:CG	2.48	0.74
2:H:249:LEU:N	2:H:250:PRO:CD	2.49	0.74
3:I:228:LEU:O	3:I:232:VAL:HG23	1.88	0.74
4:J:100:GLU:HB2	4:J:122:ILE:CD1	2.17	0.74
4:J:132:THR:C	4:J:135:PRO:HD3	2.08	0.74
4:J:183:TRP:HB2	4:J:216:ARG:CG	2.06	0.74
4:J:265:LEU:HD21	4:J:296:ILE:CD1	2.11	0.74
3:K:66:ARG:HD3	3:K:66:ARG:H	1.51	0.74
3:K:90:LEU:HD13	3:K:100:PHE:HE2	1.51	0.74
3:K:379:VAL:HA	3:K:382:ILE:HD11	1.70	0.74
1:L:132:VAL:HG12	1:L:279:ILE:HA	1.67	0.74
3:N:1:SER:H3	3:N:4:GLU:HB2	1.52	0.74
4:O:132:THR:O	4:O:135:PRO:CD	2.31	0.74
3:P:186:HIS:CE1	3:P:187:TRP:O	2.40	0.74
3:P:432:GLU:O	3:P:436:GLU:HG3	1.88	0.74
1:Q:92:LEU:HD22	1:Q:146:PHE:CD1	2.22	0.74
1:Q:416:GLU:CD	2:R:433:ILE:HD13	2.08	0.74
2:R:38:THR:HG21	2:R:57:TRP:CE3	2.19	0.74
3:S:45:GLU:HG2	3:S:272:PRO:HG3	1.67	0.74
3:S:413:VAL:HG12	3:S:417:ILE:HG13	1.69	0.74
3:S:419:ILE:CD1	3:S:420:ILE:HG23	2.18	0.74
3:U:148:ILE:CD1	3:U:156:VAL:HG13	2.12	0.74

Continued on next page...

Continued from previous page...

Atom-1	Atom-2	Interatomic distance (Å)	Clash overlap (Å)
3:U:186:HIS:CE1	3:U:187:TRP:O	2.40	0.74
2:W:1:VAL:O	2:W:3:GLU:N	2.20	0.74
2:W:300:THR:HA	2:W:303:VAL:HG23	1.70	0.74
4:Y:44:GLU:HB3	4:Y:280:PRO:HB3	1.68	0.74
4:Y:163:GLU:CD	4:Y:163:GLU:H	1.91	0.74
3:Z:37:LEU:CD2	3:Z:54:VAL:HG12	2.18	0.74
3:Z:379:VAL:HA	3:Z:382:ILE:HD11	1.70	0.74
2:1:35:LEU:HD22	2:1:215:VAL:HG21	1.70	0.74
2:1:42:LEU:HD22	2:1:190:TRP:CZ2	2.23	0.74
2:1:60:HIS:CD2	2:1:92:ILE:CD1	2.70	0.74
2:1:103:ASN:ND2	2:1:106:TYR:HE2	1.86	0.74
1:B:95:ASN:CB	1:B:126:SER:HB2	2.15	0.74
2:C:37:LEU:HD12	2:C:217:PHE:CD2	2.22	0.74
2:C:266:ALA:O	2:C:270:PHE:CE1	2.40	0.74
2:C:275:SER:O	2:C:279:PRO:HD3	1.88	0.74
2:C:300:THR:HA	2:C:303:VAL:HG23	1.70	0.74
3:D:106:THR:HG22	3:D:107:LYS:N	2.02	0.74
4:E:38:ASN:O	4:E:51:THR:HA	1.87	0.74
3:F:39:GLN:O	3:F:53:ASN:HB2	1.88	0.74
3:F:229:THR:O	3:F:233:PHE:HD1	1.70	0.74
3:F:251:LEU:CD1	4:J:260:ALA:HB2	2.13	0.74
1:G:10:VAL:HG13	1:G:11:LEU:HD22	1.69	0.74
1:G:134:TYR:N	1:G:279:ILE:HG12	1.98	0.74
1:G:233:ILE:O	1:G:237:LEU:HB2	1.88	0.74
2:H:300:THR:HA	2:H:303:VAL:HG23	1.70	0.74
2:H:449:VAL:HG12	2:H:452:THR:CG2	2.17	0.74
2:H:453:ILE:CG2	2:H:454:ASP:N	2.51	0.74
4:J:140:ASN:HD21	4:J:211:PHE:HA	1.53	0.74
3:K:39:GLN:O	3:K:53:ASN:HB2	1.88	0.74
1:L:75:ILE:HD13	1:L:78:LEU:HD13	1.70	0.74
2:M:1:VAL:O	2:M:3:GLU:N	2.20	0.74
2:M:453:ILE:CG2	2:M:454:ASP:N	2.51	0.74
2:M:475:MET:HA	2:M:478:PHE:CZ	2.23	0.74
4:O:38:ASN:O	4:O:51:THR:HA	1.87	0.74
3:P:90:LEU:HD13	3:P:100:PHE:HE2	1.51	0.74
3:P:292:THR:O	3:P:296:ILE:HG12	1.88	0.74
2:R:60:HIS:CD2	2:R:92:ILE:CD1	2.70	0.74
3:U:292:THR:O	3:U:296:ILE:HG12	1.88	0.74
1:V:80:ILE:HA	2:W:20:HIS:HE1	1.51	0.74
1:V:191:LYS:HE2	1:V:209:PHE:HB3	1.68	0.74
2:W:3:GLU:HG2	2:W:3:GLU:O	1.86	0.74

Continued on next page...

Continued from previous page...

Atom-1	Atom-2	Interatomic distance (Å)	Clash overlap (Å)
2:W:35:LEU:HD22	2:W:215:VAL:HG21	1.70	0.74
2:W:463:PRO:HA	2:W:466:VAL:CG2	2.17	0.74
3:X:56:LEU:N	3:X:56:LEU:HD23	2.02	0.74
3:X:298:THR:HG22	3:X:301:ARG:HD3	1.70	0.74
3:Z:90:LEU:HD13	3:Z:100:PHE:HE2	1.51	0.74
1:O:256:LEU:HD22	1:O:298:SER:HB2	1.70	0.74
3:2:290:ILE:O	3:2:293:VAL:HB	1.87	0.74
3:2:413:VAL:HG12	3:2:417:ILE:HG13	1.69	0.74
2:C:35:LEU:HD22	2:C:215:VAL:HG21	1.70	0.74
2:C:42:LEU:HD22	2:C:190:TRP:CZ2	2.23	0.74
2:C:59:ASP:OD1	2:C:121:LEU:HD13	1.88	0.74
2:C:478:PHE:HD1	2:C:478:PHE:C	1.91	0.74
3:D:142:CYS:SG	3:D:144:MET:HG3	2.28	0.74
3:D:252:SER:O	3:D:255:VAL:HG12	1.88	0.74
3:D:419:ILE:CD1	3:D:420:ILE:HG23	2.18	0.74
4:E:52:ASN:HD21	4:E:120:PRO:HB2	1.52	0.74
1:G:133:MET:HA	1:G:279:ILE:CG2	2.18	0.74
1:G:416:GLU:OE2	2:H:433:ILE:HD13	1.88	0.74
1:G:416:GLU:CD	2:H:433:ILE:HD13	2.09	0.74
2:H:60:HIS:NE2	2:H:92:ILE:HD13	2.01	0.74
2:H:244:ALA:O	2:H:248:TYR:HD2	1.69	0.74
2:H:266:ALA:O	2:H:270:PHE:CE1	2.40	0.74
3:I:419:ILE:CD1	3:I:420:ILE:HG23	2.18	0.74
4:J:197:GLN:HG2	4:J:198:LEU:N	2.03	0.74
4:J:217:LYS:HE3	4:J:217:LYS:O	1.88	0.74
4:J:241:PHE:CA	4:J:450:CYS:SG	2.70	0.74
3:K:293:VAL:O	3:K:297:ASN:HB3	1.87	0.74
2:M:244:ALA:O	2:M:248:TYR:HD2	1.69	0.74
2:M:463:PRO:HA	2:M:466:VAL:CG2	2.17	0.74
2:M:478:PHE:C	2:M:478:PHE:HD1	1.91	0.74
3:N:252:SER:O	3:N:255:VAL:HG12	1.88	0.74
4:O:152:ALA:N	4:O:205:PHE:HD1	1.85	0.74
4:O:282:ILE:O	4:O:286:LEU:HD12	1.88	0.74
3:P:107:LYS:O	3:P:108:LEU:HD23	1.87	0.74
3:P:132:VAL:O	3:P:274:ILE:HG22	1.88	0.74
1:Q:133:MET:HA	1:Q:279:ILE:CG2	2.18	0.74
1:Q:136:PRO:HD3	1:Q:280:ILE:HD11	1.70	0.74
1:Q:142:CYS:SG	1:Q:143:THR:N	2.61	0.74
3:S:298:THR:HG22	3:S:301:ARG:HD3	1.70	0.74
4:T:36:LEU:HD13	4:T:173:ASP:OD1	1.87	0.74
4:T:59:TRP:CZ2	4:T:115:MET:HB3	2.23	0.74

Continued on next page...

Continued from previous page...

Atom-1	Atom-2	Interatomic distance (Å)	Clash overlap (Å)
3:U:132:VAL:O	3:U:274:ILE:HG22	1.88	0.74
1:V:240:TYR:O	1:V:244:ASP:HB2	1.87	0.74
2:W:47:GLU:HG2	2:W:286:PRO:HD2	1.68	0.74
2:W:59:ASP:OD1	2:W:121:LEU:HD13	1.88	0.74
2:W:90:PRO:HD2	2:W:120:TRP:CZ3	2.22	0.74
4:Y:90:VAL:HA	4:Y:99:PHE:HE1	1.51	0.74
4:Y:282:ILE:O	4:Y:286:LEU:HD12	1.88	0.74
3:Z:292:THR:O	3:Z:296:ILE:HG12	1.88	0.74
3:2:46:VAL:HG21	3:2:270:ALA:O	1.87	0.73
3:2:238:ASP:HB3	4:3:308:LEU:HD23	1.70	0.73
3:2:252:SER:O	3:2:255:VAL:HG12	1.88	0.73
3:2:377:GLU:HB2	4:3:415:CYS:CB	2.17	0.73
3:A:249:VAL:HG13	3:A:253:LEU:HD23	1.70	0.73
2:C:474:VAL:HA	2:C:477:ASN:OD1	1.88	0.73
3:D:291:VAL:HG11	3:D:413:VAL:HG11	1.70	0.73
4:E:86:LEU:HD13	4:E:103:TYR:CE1	2.22	0.73
4:E:100:GLU:HB2	4:E:122:ILE:CD1	2.17	0.73
4:E:194:TYR:HA	4:E:206:GLN:HG2	1.70	0.73
2:H:35:LEU:HD22	2:H:215:VAL:HG21	1.70	0.73
2:H:90:PRO:HD2	2:H:120:TRP:CZ3	2.22	0.73
2:H:275:SER:O	2:H:279:PRO:HD3	1.88	0.73
2:H:311:ASN:O	2:H:315:ARG:N	2.20	0.73
2:H:475:MET:HA	2:H:478:PHE:CZ	2.23	0.73
3:I:413:VAL:HG12	3:I:417:ILE:HG13	1.69	0.73
2:M:141:TRP:CH2	2:M:223:ARG:HB3	2.23	0.73
4:O:100:GLU:HB2	4:O:122:ILE:CD1	2.17	0.73
3:P:37:LEU:CD2	3:P:54:VAL:HG12	2.18	0.73
1:Q:33:VAL:HG22	1:Q:158:LEU:HD22	1.70	0.73
2:R:180:ASP:HB2	2:R:195:LYS:HB2	1.68	0.73
3:S:38:ILE:HA	3:S:169:THR:CG2	2.14	0.73
3:S:142:CYS:SG	3:S:144:MET:HG3	2.28	0.73
4:T:107:VAL:HG12	4:T:108:LEU:H	1.51	0.73
3:U:43:VAL:HG22	3:U:50:VAL:CG2	2.18	0.73
3:U:249:VAL:HG23	1:V:257:LEU:HD21	1.70	0.73
3:U:432:GLU:O	3:U:436:GLU:HG3	1.88	0.73
1:V:142:CYS:SG	1:V:143:THR:N	2.61	0.73
2:W:453:ILE:CG2	2:W:454:ASP:N	2.51	0.73
3:X:10:ASN:OD1	3:X:11:LEU:HD23	1.86	0.73
3:X:252:SER:O	3:X:255:VAL:HG12	1.88	0.73
4:Y:197:GLN:HG2	4:Y:198:LEU:N	2.03	0.73
1:0:136:PRO:HD3	1:0:280:ILE:HD11	1.70	0.73

Continued on next page...

Continued from previous page...

Atom-1	Atom-2	Interatomic distance (Å)	Clash overlap (Å)
1:0:160:HIS:HE2	1:0:209:PHE:HE1	1.36	0.73
2:1:463:PRO:HA	2:1:466:VAL:CG2	2.17	0.73
4:3:86:LEU:HD13	4:3:103:TYR:CE1	2.22	0.73
4:3:197:GLN:HG2	4:3:198:LEU:N	2.03	0.73
3:A:1:SER:H3	3:A:4:GLU:HB2	1.53	0.73
3:A:43:VAL:HG22	3:A:50:VAL:CG2	2.18	0.73
2:C:48:THR:CA	2:C:286:PRO:HD3	2.16	0.73
2:C:148:PHE:HB2	2:C:215:VAL:HG23	1.67	0.73
2:C:180:ASP:HB2	2:C:195:LYS:HB2	1.68	0.73
2:C:463:PRO:HA	2:C:466:VAL:CG2	2.17	0.73
3:D:249:VAL:HA	3:D:252:SER:HB3	1.68	0.73
4:E:240:TYR:CD2	4:E:453:ILE:CG1	2.71	0.73
4:E:282:ILE:O	4:E:286:LEU:HD12	1.88	0.73
4:E:305:ASN:HA	4:E:308:LEU:CD1	2.17	0.73
3:F:244:THR:O	3:F:247:ILE:CG2	2.36	0.73
3:I:20:ARG:HG3	3:I:22:VAL:HG23	1.70	0.73
3:I:131:ILE:HG13	3:I:133:THR:N	1.97	0.73
1:L:92:LEU:HD22	1:L:146:PHE:CD1	2.23	0.73
2:M:59:ASP:OD1	2:M:121:LEU:HD13	1.88	0.73
3:N:187:TRP:HZ2	3:N:196:THR:HA	1.53	0.73
3:P:128:CYS:HB3	3:P:144:MET:HE1	1.68	0.73
1:Q:55:PHE:N	1:Q:55:PHE:CD1	2.51	0.73
2:R:90:PRO:HD2	2:R:120:TRP:CZ3	2.22	0.73
2:R:253:SER:CB	3:S:306:HIS:HB3	2.19	0.73
3:S:46:VAL:HG21	3:S:270:ALA:O	1.87	0.73
3:S:291:VAL:HG11	3:S:413:VAL:HG11	1.70	0.73
4:T:86:LEU:HD13	4:T:103:TYR:CE1	2.22	0.73
4:T:217:LYS:HE3	4:T:217:LYS:O	1.88	0.73
1:V:92:LEU:HD12	1:V:95:ASN:HB2	1.69	0.73
4:Y:36:LEU:HD13	4:Y:173:ASP:OD1	1.87	0.73
4:Y:140:ASN:HD21	4:Y:211:PHE:HA	1.53	0.73
4:Y:152:ALA:N	4:Y:205:PHE:HD1	1.85	0.73
2:1:216:THR:O	2:1:217:PHE:HD1	1.70	0.73
4:3:44:GLU:HA	4:3:129:ILE:HD11	1.68	0.73
3:A:306:HIS:HB2	4:E:250:LYS:HZ3	1.53	0.73
1:B:135:PHE:CB	1:B:279:ILE:HD13	2.18	0.73
1:B:416:GLU:OE2	2:C:433:ILE:HD13	1.88	0.73
1:B:459:SER:O	1:B:463:PRO:CD	2.36	0.73
2:C:94:LEU:CB	2:C:98:ASN:HB2	2.19	0.73
2:C:103:ASN:ND2	2:C:106:TYR:HE2	1.86	0.73
2:C:269:VAL:HA	2:C:272:LEU:HD11	1.69	0.73

Continued on next page...

Continued from previous page...

Atom-1	Atom-2	Interatomic distance (Å)	Clash overlap (Å)
3:D:35:LEU:HD11	3:D:54:VAL:HG21	1.71	0.73
3:D:95:ASN:HD21	3:D:128:CYS:CB	1.99	0.73
1:G:459:SER:O	1:G:463:PRO:CD	2.36	0.73
2:H:266:ALA:HB3	3:I:251:LEU:HD22	1.69	0.73
4:J:194:TYR:HA	4:J:206:GLN:HG2	1.70	0.73
1:L:459:SER:O	1:L:463:PRO:CD	2.36	0.73
2:M:316:THR:HG23	2:M:317:PRO:CD	2.06	0.73
3:N:228:LEU:O	3:N:232:VAL:HG23	1.88	0.73
4:O:59:TRP:C	4:O:60:ASN:ND2	2.35	0.73
4:O:275:THR:O	4:O:279:VAL:HG23	1.87	0.73
3:P:249:VAL:HG23	1:Q:257:LEU:HD21	1.70	0.73
1:Q:100:PHE:CD2	1:Q:103:THR:HB	2.24	0.73
1:Q:416:GLU:OE2	2:R:433:ILE:HD13	1.88	0.73
3:S:32:THR:CB	3:S:59:GLN:HB3	2.17	0.73
3:S:102:ILE:HG13	4:T:98:GLN:HE21	1.53	0.73
3:U:39:GLN:O	3:U:53:ASN:HB2	1.88	0.73
1:V:75:ILE:HD13	1:V:78:LEU:HD13	1.70	0.73
1:V:136:PRO:HD3	1:V:280:ILE:HD11	1.70	0.73
2:W:275:SER:O	2:W:279:PRO:HD3	1.88	0.73
4:Y:59:TRP:CZ2	4:Y:115:MET:HB3	2.23	0.73
4:Y:132:THR:C	4:Y:135:PRO:HD3	2.08	0.73
3:Z:39:GLN:O	3:Z:53:ASN:HB2	1.88	0.73
3:Z:52:THR:O	3:Z:123:ILE:HA	1.89	0.73
1:0:92:LEU:HD22	1:0:146:PHE:CD1	2.23	0.73
2:1:253:SER:CB	3:2:306:HIS:HB3	2.19	0.73
2:1:453:ILE:CG2	2:1:454:ASP:N	2.51	0.73
3:2:142:CYS:SG	3:2:144:MET:HG3	2.28	0.73
3:2:228:LEU:O	3:2:232:VAL:HG23	1.88	0.73
4:3:275:THR:O	4:3:279:VAL:HG23	1.87	0.73
4:3:416:VAL:HG22	4:3:417:GLU:N	2.03	0.73
1:B:129:THR:O	1:B:129:THR:HG23	1.89	0.73
1:B:233:ILE:O	1:B:237:LEU:HB2	1.88	0.73
2:C:453:ILE:CG2	2:C:454:ASP:N	2.51	0.73
3:D:56:LEU:HB2	3:D:120:PRO:CG	2.19	0.73
3:D:187:TRP:HZ2	3:D:196:THR:HA	1.53	0.73
3:D:228:LEU:O	3:D:232:VAL:HG23	1.88	0.73
3:F:43:VAL:HG22	3:F:50:VAL:CG2	2.18	0.73
3:F:132:VAL:O	3:F:274:ILE:HG22	1.88	0.73
1:G:100:PHE:CD2	1:G:103:THR:HB	2.24	0.73
4:J:275:THR:O	4:J:279:VAL:HG23	1.87	0.73
3:K:79:ARG:HH11	3:K:107:LYS:HZ2	1.37	0.73

Continued on next page...

Continued from previous page...

Atom-1	Atom-2	Interatomic distance (Å)	Clash overlap (Å)
3:K:132:VAL:O	3:K:274:ILE:HG22	1.88	0.73
2:M:266:ALA:O	2:M:270:PHE:CE1	2.40	0.73
3:N:46:VAL:HG21	3:N:270:ALA:O	1.87	0.73
3:N:63:VAL:O	3:N:66:ARG:HD3	1.89	0.73
3:N:142:CYS:SG	3:N:144:MET:HG3	2.28	0.73
3:N:411:LEU:O	3:N:415:MET:HG3	1.89	0.73
4:O:59:TRP:HE1	4:O:84:LEU:HD23	1.51	0.73
4:O:197:GLN:HG2	4:O:198:LEU:N	2.03	0.73
3:P:39:GLN:O	3:P:53:ASN:HB2	1.88	0.73
1:Q:135:PHE:CB	1:Q:279:ILE:HD13	2.18	0.73
2:R:81:ARG:CZ	2:R:111:LEU:HD13	2.17	0.73
2:R:300:THR:HA	2:R:303:VAL:HG23	1.70	0.73
3:S:20:ARG:HG3	3:S:22:VAL:HG23	1.70	0.73
3:S:167:LEU:CD1	3:S:178:MET:HB3	2.11	0.73
3:S:192:CYS:SG	3:S:193:CYS:N	2.62	0.73
3:S:411:LEU:O	3:S:415:MET:HG3	1.89	0.73
1:V:95:ASN:HA	1:V:127:SER:N	2.03	0.73
1:V:459:SER:O	1:V:463:PRO:CD	2.36	0.73
2:W:162:LEU:CD1	2:W:217:PHE:CE1	2.61	0.73
3:X:238:ASP:HB3	4:Y:308:LEU:HD23	1.70	0.73
3:Z:145:LYS:HZ2	3:Z:202:THR:CG2	2.00	0.73
3:Z:244:THR:O	3:Z:247:ILE:CG2	2.36	0.73
2:1:463:PRO:CA	2:1:466:VAL:HG23	2.19	0.73
3:2:32:THR:CB	3:2:59:GLN:HB3	2.17	0.73
3:2:56:LEU:HB2	3:2:120:PRO:CG	2.19	0.73
3:2:95:ASN:HD21	3:2:128:CYS:CB	1.99	0.73
1:B:20:ARG:HD3	1:B:20:ARG:N	2.02	0.73
1:B:227:PRO:O	1:B:231:ILE:HG12	1.88	0.73
3:D:20:ARG:HG3	3:D:22:VAL:HG23	1.70	0.73
1:G:33:VAL:HG22	1:G:158:LEU:HD22	1.70	0.73
2:H:253:SER:CB	3:I:306:HIS:HB3	2.19	0.73
3:I:56:LEU:HB2	3:I:120:PRO:CG	2.19	0.73
4:J:107:VAL:HG12	4:J:108:LEU:H	1.51	0.73
1:L:100:PHE:CD2	1:L:103:THR:HB	2.24	0.73
1:L:133:MET:HA	1:L:279:ILE:CG2	2.18	0.73
1:L:416:GLU:CD	2:M:433:ILE:HD13	2.08	0.73
1:Q:227:PRO:O	1:Q:231:ILE:HG12	1.88	0.73
1:Q:459:SER:O	1:Q:463:PRO:CD	2.36	0.73
2:R:141:TRP:CH2	2:R:223:ARG:HB3	2.23	0.73
3:S:187:TRP:HZ2	3:S:196:THR:HA	1.53	0.73
1:V:100:PHE:CD2	1:V:103:THR:HB	2.24	0.73

Continued on next page...

Continued from previous page...

Atom-1	Atom-2	Interatomic distance (Å)	Clash overlap (Å)
1:V:416:GLU:OE2	2:W:433:ILE:HD13	1.88	0.73
2:W:42:LEU:HD22	2:W:190:TRP:CZ2	2.23	0.73
3:X:56:LEU:HB2	3:X:120:PRO:CG	2.19	0.73
3:X:187:TRP:HZ2	3:X:196:THR:HA	1.53	0.73
3:X:411:LEU:O	3:X:415:MET:HG3	1.89	0.73
3:X:419:ILE:CD1	3:X:420:ILE:HG23	2.17	0.73
4:Y:52:ASN:HD21	4:Y:120:PRO:HB2	1.52	0.73
4:Y:217:LYS:HE3	4:Y:217:LYS:O	1.88	0.73
4:Y:240:TYR:CD2	4:Y:453:ILE:CG1	2.71	0.73
4:Y:305:ASN:HA	4:Y:308:LEU:CD1	2.17	0.73
3:Z:132:VAL:O	3:Z:274:ILE:HG22	1.88	0.73
1:0:10:VAL:HG13	1:0:11:LEU:HD22	1.69	0.73
1:0:33:VAL:HG22	1:0:158:LEU:HD22	1.70	0.73
1:0:100:PHE:CD2	1:0:103:THR:HB	2.24	0.73
1:0:144:MET:CE	1:0:211:LEU:HD21	2.19	0.73
2:1:445:ASN:HA	2:1:448:LEU:CG	2.12	0.73
3:2:20:ARG:HG3	3:2:22:VAL:HG23	1.70	0.73
3:2:35:LEU:HD11	3:2:54:VAL:HG21	1.71	0.73
3:A:244:THR:O	3:A:247:ILE:CG2	2.36	0.73
2:C:259:THR:O	2:C:262:CYS:SG	2.43	0.73
2:C:311:ASN:O	2:C:315:ARG:N	2.20	0.73
3:D:45:GLU:HG2	3:D:272:PRO:HG3	1.67	0.73
4:E:90:VAL:HA	4:E:99:PHE:HE1	1.52	0.73
4:E:416:VAL:HG22	4:E:417:GLU:N	2.04	0.73
3:F:57:ARG:HA	3:F:119:THR:CG2	2.12	0.73
2:H:103:ASN:ND2	2:H:106:TYR:HE2	1.86	0.73
2:H:269:VAL:HA	2:H:272:LEU:HD11	1.69	0.73
3:I:35:LEU:HD11	3:I:54:VAL:HG21	1.71	0.73
3:I:46:VAL:HG21	3:I:270:ALA:O	1.87	0.73
3:I:142:CYS:SG	3:I:144:MET:HG3	2.28	0.73
3:I:192:CYS:SG	3:I:193:CYS:N	2.62	0.73
4:J:32:LEU:HD12	4:J:157:LEU:HD13	1.71	0.73
4:J:52:ASN:HD21	4:J:120:PRO:HB2	1.52	0.73
1:L:136:PRO:HD3	1:L:280:ILE:HD11	1.70	0.73
2:M:253:SER:CB	3:N:306:HIS:HB3	2.19	0.73
3:N:35:LEU:HD11	3:N:54:VAL:HG21	1.71	0.73
4:O:132:THR:C	4:O:135:PRO:HD3	2.08	0.73
3:P:293:VAL:O	3:P:297:ASN:HB3	1.87	0.73
3:P:306:HIS:HB2	4:T:250:LYS:HZ3	1.54	0.73
2:R:47:GLU:HG2	2:R:286:PRO:HD2	1.68	0.73
3:S:106:THR:HG22	3:S:107:LYS:N	2.02	0.73

Continued on next page...

Continued from previous page...

Atom-1	Atom-2	Interatomic distance (Å)	Clash overlap (Å)
4:T:44:GLU:HB3	4:T:280:PRO:HB3	1.68	0.73
4:T:132:THR:C	4:T:135:PRO:HD3	2.08	0.73
3:U:93:TYR:OH	3:U:200:ASP:HB3	1.89	0.73
3:U:136:PRO:HA	3:U:277:TYR:CZ	2.24	0.73
3:U:293:VAL:O	3:U:297:ASN:HB3	1.87	0.73
3:X:192:CYS:SG	3:X:193:CYS:N	2.62	0.73
1:0:297:LEU:CD1	1:0:445:THR:HG21	2.19	0.73
2:1:266:ALA:HB3	3:2:251:LEU:HD22	1.69	0.73
3:2:187:TRP:HZ2	3:2:196:THR:HA	1.53	0.73
4:3:262:THR:OG1	4:3:265:LEU:CD1	2.33	0.73
3:A:90:LEU:HD13	3:A:100:PHE:HE2	1.51	0.73
1:B:75:ILE:HD13	1:B:78:LEU:HD13	1.70	0.73
1:B:284:LEU:HD23	1:B:287:ILE:HD11	1.69	0.73
2:C:475:MET:HA	2:C:478:PHE:CZ	2.23	0.73
3:D:40:LEU:HD22	3:D:52:THR:HG1	1.52	0.73
3:D:411:LEU:O	3:D:415:MET:HG3	1.89	0.73
4:E:163:GLU:CD	4:E:163:GLU:H	1.91	0.73
3:F:107:LYS:O	3:F:108:LEU:HD23	1.87	0.73
1:G:95:ASN:HA	1:G:127:SER:N	2.03	0.73
1:G:256:LEU:HD22	1:G:298:SER:HB2	1.70	0.73
1:G:283:TYR:O	1:G:287:ILE:HG23	1.89	0.73
2:H:94:LEU:CB	2:H:98:ASN:HB2	2.19	0.73
2:H:148:PHE:HB2	2:H:215:VAL:HG23	1.66	0.73
3:I:411:LEU:O	3:I:415:MET:HG3	1.89	0.73
4:J:36:LEU:HD13	4:J:173:ASP:OD1	1.87	0.73
1:L:89:ASP:OD1	1:L:151:TYR:CD1	2.42	0.73
1:L:160:HIS:HE2	1:L:209:PHE:HE1	1.36	0.73
1:L:253:ILE:HG12	1:L:302:LEU:HD11	1.71	0.73
2:M:115:ASN:HD22	2:M:115:ASN:N	1.74	0.73
3:N:291:VAL:HG11	3:N:413:VAL:HG11	1.70	0.73
4:O:416:VAL:HG22	4:O:417:GLU:N	2.04	0.73
3:P:235:LEU:HD11	3:P:242:LYS:CE	2.10	0.73
1:Q:10:VAL:HG13	1:Q:11:LEU:HD22	1.69	0.73
1:Q:256:LEU:HD22	1:Q:298:SER:HB2	1.70	0.73
2:R:190:TRP:HB2	2:R:223:ARG:HB2	1.67	0.73
4:T:152:ALA:N	4:T:205:PHE:HD1	1.85	0.73
4:T:416:VAL:HG22	4:T:417:GLU:N	2.03	0.73
3:U:149:TRP:HH2	4:Y:119:PRO:HA	1.54	0.73
1:V:233:ILE:O	1:V:237:LEU:HB2	1.88	0.73
1:V:283:TYR:O	1:V:287:ILE:HG23	1.89	0.73
2:W:67:LEU:HD12	2:W:116:GLY:HA2	1.70	0.73

Continued on next page...

Continued from previous page...

Atom-1	Atom-2	Interatomic distance (Å)	Clash overlap (Å)
2:W:253:SER:CB	3:X:306:HIS:HB3	2.19	0.73
2:W:478:PHE:HD1	2:W:478:PHE:C	1.91	0.73
3:X:3:HIS:O	3:X:7:LEU:HG	1.89	0.73
3:X:228:LEU:HD23	3:X:249:VAL:HG11	1.71	0.73
3:X:292:THR:CA	3:X:295:VAL:HG22	2.16	0.73
3:Z:93:TYR:OH	3:Z:200:ASP:HB3	1.89	0.73
1:0:142:CYS:SG	1:0:143:THR:N	2.61	0.73
1:0:416:GLU:OE2	2:1:433:ILE:HD13	1.88	0.73
2:1:102:TYR:HE1	2:1:106:TYR:HB3	1.54	0.73
2:1:474:VAL:HA	2:1:477:ASN:OD1	1.88	0.73
3:2:40:LEU:CD1	3:2:52:THR:HB	2.19	0.73
4:3:195:ASN:CB	4:3:205:PHE:H	2.02	0.73
3:A:93:TYR:OH	3:A:200:ASP:HB3	1.89	0.73
3:A:235:LEU:CD1	3:A:242:LYS:HE3	2.10	0.73
3:A:240:GLY:O	3:A:306:HIS:CE1	2.42	0.73
1:B:55:PHE:N	1:B:55:PHE:CD1	2.51	0.73
1:B:134:TYR:CD1	1:B:213:ILE:HG13	2.20	0.73
1:B:145:VAL:HG12	1:B:206:ASP:HB2	1.71	0.73
2:C:67:LEU:HD12	2:C:116:GLY:HA2	1.70	0.73
3:D:3:HIS:O	3:D:7:LEU:HG	1.89	0.73
4:E:107:VAL:HG12	4:E:108:LEU:H	1.51	0.73
3:F:292:THR:O	3:F:296:ILE:HG12	1.88	0.73
3:F:401:TYR:CD1	3:F:401:TYR:O	2.42	0.73
1:G:75:ILE:HD13	1:G:78:LEU:HD13	1.70	0.73
1:G:144:MET:CE	1:G:211:LEU:HD21	2.19	0.73
1:G:240:TYR:O	1:G:244:ASP:HB2	1.87	0.73
2:H:463:PRO:HA	2:H:466:VAL:CG2	2.17	0.73
3:I:63:VAL:O	3:I:66:ARG:HD3	1.89	0.73
3:I:286:ILE:O	3:I:290:ILE:HG23	1.89	0.73
4:J:44:GLU:HB3	4:J:280:PRO:HB3	1.69	0.73
1:L:227:PRO:O	1:L:231:ILE:HG12	1.88	0.73
3:N:40:LEU:CD1	3:N:52:THR:HB	2.19	0.73
3:N:228:LEU:HD23	3:N:249:VAL:HG11	1.71	0.73
3:N:249:VAL:HA	3:N:252:SER:HB3	1.68	0.73
4:O:36:LEU:HD13	4:O:173:ASP:OD1	1.87	0.73
4:O:217:LYS:HE3	4:O:217:LYS:O	1.89	0.73
4:O:240:TYR:CD2	4:O:453:ILE:CG1	2.71	0.73
4:O:261:GLN:HE21	4:O:265:LEU:HG	1.54	0.73
3:P:249:VAL:HG13	3:P:253:LEU:HD23	1.70	0.73
2:R:67:LEU:HD12	2:R:116:GLY:HA2	1.70	0.73
2:R:266:ALA:HB3	3:S:251:LEU:HD22	1.69	0.73

Continued on next page...

Continued from previous page...

Atom-1	Atom-2	Interatomic distance (Å)	Clash overlap (Å)
4:T:159:LEU:HD11	4:T:208:ILE:HG23	1.69	0.73
4:T:194:TYR:HA	4:T:206:GLN:HG2	1.70	0.73
4:T:240:TYR:CD2	4:T:453:ILE:CG1	2.71	0.73
1:V:416:GLU:CD	2:W:433:ILE:HD13	2.08	0.73
2:W:94:LEU:CB	2:W:98:ASN:HB2	2.19	0.73
2:W:103:ASN:ND2	2:W:106:TYR:HE2	1.86	0.73
2:W:269:VAL:HG13	2:W:270:PHE:CD1	2.24	0.73
3:X:286:ILE:O	3:X:290:ILE:HG23	1.89	0.73
4:Y:195:ASN:CB	4:Y:205:PHE:H	2.02	0.73
1:O:134:TYR:CD1	1:O:213:ILE:HG13	2.20	0.73
1:O:253:ILE:HG21	3:Z:245:LEU:HG	1.71	0.73
2:1:94:LEU:CB	2:1:98:ASN:HB2	2.19	0.73
4:3:90:VAL:HA	4:3:99:PHE:HE1	1.51	0.73
3:A:87:LEU:H	3:A:87:LEU:CD2	1.89	0.73
1:B:10:VAL:HG13	1:B:11:LEU:HD22	1.69	0.73
1:B:153:THR:CB	1:B:204:TYR:HB2	2.10	0.73
1:B:297:LEU:CD1	1:B:445:THR:HG21	2.19	0.73
2:C:60:HIS:CD2	2:C:92:ILE:CD1	2.70	0.73
4:E:152:ALA:N	4:E:205:PHE:HD1	1.85	0.73
1:G:218:LEU:HD13	1:G:221:ILE:HD11	1.71	0.73
1:G:253:ILE:HG12	1:G:302:LEU:HD11	1.71	0.73
4:J:27:VAL:CG1	4:J:154:GLU:N	2.52	0.73
4:J:59:TRP:CZ2	4:J:115:MET:HB3	2.23	0.73
3:K:56:LEU:HD23	3:K:57:ARG:N	2.04	0.73
3:K:292:THR:O	3:K:296:ILE:HG12	1.88	0.73
1:L:145:VAL:HG12	1:L:206:ASP:HB2	1.71	0.73
1:L:284:LEU:HD23	1:L:287:ILE:HD11	1.69	0.73
2:M:115:ASN:H	2:M:115:ASN:ND2	1.85	0.73
2:M:223:ARG:HG2	2:M:224:LYS:N	2.03	0.73
3:N:32:THR:CB	3:N:59:GLN:HB3	2.18	0.73
3:N:106:THR:HG22	3:N:107:LYS:N	2.02	0.73
3:P:56:LEU:HD23	3:P:57:ARG:N	2.04	0.73
3:P:207:MET:H	3:P:207:MET:HE2	1.54	0.73
1:Q:95:ASN:HA	1:Q:127:SER:N	2.03	0.73
1:Q:145:VAL:HG12	1:Q:206:ASP:HB2	1.71	0.73
3:S:35:LEU:HD11	3:S:54:VAL:HG21	1.71	0.73
1:V:218:LEU:HD13	1:V:221:ILE:HD11	1.71	0.73
2:W:269:VAL:HA	2:W:272:LEU:HD11	1.69	0.73
3:X:20:ARG:HG3	3:X:22:VAL:HG23	1.70	0.73
3:Z:87:LEU:H	3:Z:87:LEU:CD2	1.89	0.73
3:Z:376:ILE:HG23	3:Z:380:LYS:NZ	2.04	0.73

Continued on next page...

Continued from previous page...

Atom-1	Atom-2	Interatomic distance (Å)	Clash overlap (Å)
3:Z:401:TYR:CD1	3:Z:401:TYR:O	2.42	0.73
4:3:132:THR:C	4:3:135:PRO:HD3	2.08	0.73
4:3:282:ILE:O	4:3:286:LEU:HD12	1.88	0.73
3:A:148:ILE:HG22	3:A:198:TYR:HB2	1.71	0.73
1:B:253:ILE:HG12	1:B:302:LEU:HD11	1.71	0.73
1:B:416:GLU:CD	2:C:433:ILE:HD13	2.08	0.73
3:D:238:ASP:HB3	4:E:308:LEU:HD23	1.70	0.73
4:E:195:ASN:CB	4:E:205:PHE:H	2.02	0.73
3:F:93:TYR:OH	3:F:200:ASP:HB3	1.89	0.73
3:F:376:ILE:HG23	3:F:380:LYS:NZ	2.04	0.73
3:F:379:VAL:HA	3:F:382:ILE:HD11	1.70	0.73
1:G:134:TYR:CD1	1:G:213:ILE:HG13	2.20	0.73
2:H:3:GLU:O	2:H:3:GLU:HG2	1.86	0.73
2:H:278:LEU:CD1	2:H:278:LEU:O	2.37	0.73
3:K:401:TYR:CD1	3:K:401:TYR:O	2.42	0.73
1:L:233:ILE:O	1:L:237:LEU:HB2	1.88	0.73
2:M:35:LEU:HD22	2:M:215:VAL:HG21	1.70	0.73
2:M:42:LEU:HD22	2:M:190:TRP:CZ2	2.23	0.73
3:N:56:LEU:HB2	3:N:120:PRO:CG	2.19	0.73
4:O:183:TRP:HB3	4:O:216:ARG:NE	2.04	0.73
3:P:37:LEU:HA	3:P:53:ASN:O	1.89	0.73
3:P:401:TYR:CD1	3:P:401:TYR:O	2.42	0.73
1:Q:75:ILE:HD13	1:Q:78:LEU:HD13	1.70	0.73
1:Q:136:PRO:HB3	1:Q:280:ILE:HD11	1.68	0.73
1:Q:144:MET:CE	1:Q:211:LEU:HD21	2.19	0.73
2:R:474:VAL:HA	2:R:477:ASN:OD1	1.88	0.73
3:S:228:LEU:HD23	3:S:249:VAL:HG11	1.71	0.73
4:T:282:ILE:O	4:T:286:LEU:HD12	1.88	0.73
3:U:37:LEU:HA	3:U:53:ASN:O	1.89	0.73
3:U:201:ILE:HG21	3:U:203:TYR:HE1	1.54	0.73
3:U:249:VAL:HG13	3:U:253:LEU:HD23	1.70	0.73
1:V:134:TYR:CD1	1:V:213:ILE:HG13	2.20	0.73
2:W:278:LEU:CD1	2:W:278:LEU:O	2.37	0.73
2:W:296:MET:HA	2:W:296:MET:CE	2.19	0.73
3:X:142:CYS:SG	3:X:144:MET:HG3	2.28	0.73
1:0:7:LEU:HD13	1:0:68:ASP:HB2	1.71	0.72
1:0:89:ASP:OD1	1:0:151:TYR:CD1	2.42	0.72
1:0:135:PHE:CB	1:0:279:ILE:HD13	2.18	0.72
1:0:153:THR:CB	1:0:204:TYR:HB2	2.10	0.72
1:0:253:ILE:HG12	1:0:302:LEU:HD11	1.71	0.72
2:1:7:LEU:HD13	2:1:73:GLU:OE1	1.89	0.72

Continued on next page...

Continued from previous page...

Atom-1	Atom-2	Interatomic distance (Å)	Clash overlap (Å)
2:1:42:LEU:HD13	2:1:190:TRP:HZ2	1.54	0.72
3:2:78:ILE:HD11	3:2:110:LEU:CG	2.19	0.72
3:A:249:VAL:HG23	1:B:257:LEU:HD21	1.70	0.72
3:A:376:ILE:HG23	3:A:380:LYS:NZ	2.04	0.72
3:A:432:GLU:O	3:A:436:GLU:HG3	1.88	0.72
2:C:115:ASN:H	2:C:115:ASN:ND2	1.85	0.72
2:C:463:PRO:CA	2:C:466:VAL:HG23	2.19	0.72
4:E:75:ASP:HB3	4:E:110:TYR:HE1	1.52	0.72
4:E:132:THR:C	4:E:135:PRO:HD3	2.08	0.72
4:E:183:TRP:HB3	4:E:216:ARG:NE	2.04	0.72
1:G:92:LEU:HD12	1:G:95:ASN:HB2	1.69	0.72
2:H:59:ASP:OD1	2:H:121:LEU:HD13	1.88	0.72
2:H:90:PRO:HD2	2:H:120:TRP:CE3	2.24	0.72
2:H:478:PHE:HD1	2:H:478:PHE:C	1.91	0.72
3:I:252:SER:O	3:I:255:VAL:HG12	1.88	0.72
3:K:136:PRO:HA	3:K:277:TYR:CZ	2.24	0.72
1:L:129:THR:HG23	1:L:129:THR:O	1.89	0.72
2:M:94:LEU:CB	2:M:98:ASN:HB2	2.19	0.72
2:M:148:PHE:HB2	2:M:215:VAL:HG23	1.67	0.72
2:M:289:GLY:O	2:M:293:MET:HE2	1.88	0.72
2:M:296:MET:HA	2:M:296:MET:CE	2.19	0.72
3:N:78:ILE:HD11	3:N:110:LEU:CG	2.19	0.72
4:O:159:LEU:HD11	4:O:208:ILE:HG23	1.69	0.72
3:P:136:PRO:HA	3:P:277:TYR:CZ	2.24	0.72
3:P:240:GLY:O	3:P:306:HIS:CE1	2.42	0.72
1:Q:218:LEU:HD13	1:Q:221:ILE:HD11	1.71	0.72
1:Q:297:LEU:CD1	1:Q:445:THR:HG21	2.19	0.72
2:R:90:PRO:HD2	2:R:120:TRP:CE3	2.24	0.72
3:U:56:LEU:HD23	3:U:57:ARG:N	2.04	0.72
3:U:401:TYR:CD1	3:U:401:TYR:O	2.42	0.72
2:W:141:TRP:CH2	2:W:223:ARG:HB3	2.23	0.72
4:Y:261:GLN:HE21	4:Y:265:LEU:HG	1.54	0.72
3:Z:56:LEU:HD22	3:Z:58:GLN:HG3	1.70	0.72
2:1:201:ILE:O	2:1:202:TYR:CG	2.42	0.72
3:2:102:ILE:HG13	4:3:98:GLN:HE21	1.53	0.72
3:2:106:THR:HG22	3:2:107:LYS:N	2.02	0.72
3:2:250:LEU:CD1	3:2:296:ILE:HD13	2.17	0.72
4:3:209:ILE:HG12	4:3:211:PHE:HE1	1.55	0.72
1:B:95:ASN:HA	1:B:127:SER:N	2.03	0.72
2:C:253:SER:CB	3:D:306:HIS:HB3	2.19	0.72
3:F:136:PRO:HA	3:F:277:TYR:CZ	2.24	0.72

Continued on next page...

Continued from previous page...

Atom-1	Atom-2	Interatomic distance (Å)	Clash overlap (Å)
2:H:463:PRO:CA	2:H:466:VAL:HG23	2.19	0.72
3:I:170:PHE:CE1	3:I:171:MET:O	2.42	0.72
4:J:28:ILE:HG21	4:J:85:TRP:CZ3	2.25	0.72
1:L:33:VAL:HG22	1:L:158:LEU:HD22	1.70	0.72
2:M:103:ASN:ND2	2:M:106:TYR:HE2	1.86	0.72
3:N:95:ASN:HD21	3:N:128:CYS:CB	1.99	0.72
3:N:107:LYS:N	3:N:107:LYS:HD3	2.05	0.72
4:O:140:ASN:HD21	4:O:211:PHE:HA	1.53	0.72
3:P:149:TRP:HH2	4:T:119:PRO:HA	1.54	0.72
2:R:278:LEU:CD1	2:R:278:LEU:O	2.37	0.72
3:S:49:ILE:HG21	3:S:125:LYS:HZ1	1.52	0.72
3:S:56:LEU:HB2	3:S:120:PRO:CG	2.19	0.72
3:S:170:PHE:CE1	3:S:171:MET:O	2.42	0.72
3:S:228:LEU:O	3:S:232:VAL:HG23	1.88	0.72
3:S:252:SER:O	3:S:255:VAL:HG12	1.88	0.72
4:T:184:THR:O	4:T:215:GLN:N	2.22	0.72
4:T:195:ASN:CB	4:T:205:PHE:H	2.02	0.72
3:U:207:MET:H	3:U:207:MET:HE2	1.54	0.72
1:V:144:MET:CE	1:V:211:LEU:HD21	2.19	0.72
3:X:107:LYS:HZ1	4:Y:149:THR:HA	1.55	0.72
3:Z:148:ILE:HG22	3:Z:198:TYR:HB2	1.71	0.72
1:0:95:ASN:HA	1:0:127:SER:N	2.03	0.72
2:1:243:ALA:O	2:1:246:ALA:HB3	1.89	0.72
2:1:275:SER:O	2:1:279:PRO:HD3	1.88	0.72
2:1:296:MET:HA	2:1:296:MET:CE	2.19	0.72
4:3:183:TRP:HB3	4:3:216:ARG:NE	2.04	0.72
3:A:132:VAL:O	3:A:274:ILE:HG22	1.88	0.72
1:B:89:ASP:OD1	1:B:151:TYR:CD1	2.42	0.72
1:B:133:MET:HA	1:B:279:ILE:CG2	2.18	0.72
2:C:201:ILE:O	2:C:202:TYR:CG	2.42	0.72
3:D:170:PHE:CE1	3:D:171:MET:O	2.42	0.72
4:E:94:ASN:ND2	4:E:125:SER:HB2	2.01	0.72
3:F:37:LEU:HA	3:F:53:ASN:O	1.89	0.72
3:F:52:THR:O	3:F:123:ILE:HA	1.88	0.72
3:F:56:LEU:HD22	3:F:58:GLN:HG3	1.70	0.72
3:F:79:ARG:HH11	3:F:107:LYS:HZ2	1.35	0.72
2:H:269:VAL:HG13	2:H:270:PHE:CD1	2.24	0.72
2:H:296:MET:HA	2:H:296:MET:CE	2.19	0.72
3:I:40:LEU:CD1	3:I:52:THR:HB	2.19	0.72
3:I:107:LYS:HD3	3:I:107:LYS:N	2.05	0.72
4:J:132:THR:O	4:J:135:PRO:CD	2.31	0.72

Continued on next page...

Continued from previous page...

Atom-1	Atom-2	Interatomic distance (Å)	Clash overlap (Å)
4:J:416:VAL:HG22	4:J:417:GLU:N	2.03	0.72
3:K:249:VAL:HG13	3:K:253:LEU:HD23	1.70	0.72
1:L:135:PHE:CB	1:L:279:ILE:HD13	2.18	0.72
1:L:136:PRO:HB3	1:L:280:ILE:HD11	1.68	0.72
2:M:69:TRP:HE3	2:M:73:GLU:HB3	1.55	0.72
2:M:269:VAL:HG13	2:M:270:PHE:CD1	2.24	0.72
3:N:419:ILE:CD1	3:N:420:ILE:HG23	2.18	0.72
3:P:380:LYS:HD3	1:Q:408:ILE:HB	1.71	0.72
1:Q:92:LEU:HD12	1:Q:95:ASN:HB2	1.69	0.72
3:S:63:VAL:O	3:S:66:ARG:HD3	1.89	0.72
3:S:78:ILE:HD11	3:S:110:LEU:CG	2.19	0.72
4:T:44:GLU:HG3	4:T:129:ILE:HB	1.38	0.72
4:T:261:GLN:HE21	4:T:265:LEU:HG	1.54	0.72
3:U:52:THR:O	3:U:123:ILE:HA	1.89	0.72
1:V:135:PHE:CB	1:V:279:ILE:HD13	2.18	0.72
2:W:223:ARG:HG2	2:W:224:LYS:N	2.03	0.72
3:X:32:THR:CB	3:X:59:GLN:HB3	2.17	0.72
1:0:257:LEU:HD21	3:Z:249:VAL:HG23	1.70	0.72
3:2:43:VAL:CG1	3:2:49:ILE:O	2.35	0.72
4:3:140:ASN:HD21	4:3:211:PHE:HA	1.53	0.72
3:A:39:GLN:O	3:A:53:ASN:HB2	1.88	0.72
2:C:223:ARG:HG2	2:C:224:LYS:N	2.03	0.72
2:C:296:MET:HA	2:C:296:MET:CE	2.19	0.72
3:D:78:ILE:HD11	3:D:110:LEU:CG	2.19	0.72
4:E:222:ILE:HG23	4:E:223:ILE:H	1.54	0.72
3:F:56:LEU:HD23	3:F:57:ARG:N	2.04	0.72
1:G:297:LEU:CD1	1:G:445:THR:HG21	2.19	0.72
1:G:421:PHE:CA	1:G:424:LEU:HB2	2.19	0.72
2:H:30:VAL:HG11	2:H:159:SER:N	2.05	0.72
3:I:228:LEU:HD23	3:I:249:VAL:HG11	1.71	0.72
1:L:256:LEU:HD22	1:L:298:SER:HB2	1.70	0.72
2:M:200:ASN:ND2	2:M:201:ILE:H	1.88	0.72
2:M:266:ALA:HB3	3:N:251:LEU:HD22	1.69	0.72
3:N:135:PHE:HB2	3:N:209:ARG:CB	2.13	0.72
3:N:170:PHE:CE1	3:N:171:MET:O	2.42	0.72
3:P:52:THR:O	3:P:123:ILE:HA	1.88	0.72
1:Q:253:ILE:HG12	1:Q:302:LEU:HD11	1.71	0.72
1:Q:283:TYR:O	1:Q:287:ILE:HG23	1.89	0.72
2:R:7:LEU:HD13	2:R:73:GLU:OE1	1.89	0.72
2:R:201:ILE:O	2:R:202:TYR:CG	2.43	0.72
2:R:223:ARG:HG2	2:R:224:LYS:N	2.03	0.72

Continued on next page...

Continued from previous page...

Atom-1	Atom-2	Interatomic distance (Å)	Clash overlap (Å)
2:R:269:VAL:HG13	2:R:270:PHE:CD1	2.24	0.72
4:T:197:GLN:HG2	4:T:198:LEU:N	2.03	0.72
4:T:309:ARG:NH2	4:T:446:ILE:HG13	2.05	0.72
1:V:160:HIS:HE2	1:V:209:PHE:HE1	1.36	0.72
2:W:475:MET:HA	2:W:478:PHE:CZ	2.23	0.72
1:O:75:ILE:HD13	1:O:78:LEU:HD13	1.70	0.72
1:O:227:PRO:O	1:O:231:ILE:HG12	1.88	0.72
1:O:408:ILE:HB	3:Z:380:LYS:HD3	1.71	0.72
1:B:100:PHE:CD2	1:B:103:THR:HB	2.24	0.72
2:C:42:LEU:HD13	2:C:190:TRP:HZ2	1.54	0.72
2:C:90:PRO:HD2	2:C:120:TRP:CE3	2.24	0.72
3:D:236:PRO:HB3	3:D:299:HIS:NE2	2.05	0.72
4:E:261:GLN:HE21	4:E:265:LEU:HG	1.54	0.72
1:G:89:ASP:OD1	1:G:151:TYR:CD1	2.42	0.72
1:G:108:VAL:HG13	1:G:118:TRP:HB2	1.70	0.72
1:G:129:THR:HG23	1:G:129:THR:O	1.88	0.72
2:H:223:ARG:HG2	2:H:224:LYS:N	2.03	0.72
3:I:106:THR:HG22	3:I:107:LYS:N	2.02	0.72
3:I:257:LEU:HD12	3:I:257:LEU:C	2.10	0.72
4:J:222:ILE:HG23	4:J:223:ILE:H	1.55	0.72
1:L:95:ASN:HA	1:L:127:SER:N	2.03	0.72
2:M:7:LEU:HD13	2:M:73:GLU:OE1	1.89	0.72
2:M:269:VAL:HA	2:M:272:LEU:HD11	1.69	0.72
2:M:278:LEU:CD1	2:M:278:LEU:O	2.37	0.72
2:M:474:VAL:HA	2:M:477:ASN:OD1	1.88	0.72
3:N:40:LEU:HD22	3:N:52:THR:OG1	1.90	0.72
3:P:93:TYR:OH	3:P:200:ASP:HB3	1.89	0.72
2:R:42:LEU:HD22	2:R:190:TRP:CZ2	2.23	0.72
2:R:59:ASP:OD1	2:R:121:LEU:HD13	1.88	0.72
2:R:243:ALA:O	2:R:246:ALA:HB3	1.89	0.72
3:S:40:LEU:CD1	3:S:52:THR:HB	2.19	0.72
3:S:131:ILE:HD11	3:S:133:THR:CB	2.20	0.72
3:S:135:PHE:HB2	3:S:209:ARG:CB	2.13	0.72
3:S:157:SER:HA	3:S:199:LEU:HD12	1.72	0.72
3:S:292:THR:CA	3:S:295:VAL:HG22	2.15	0.72
4:T:19:LYS:HZ1	4:T:154:GLU:HB3	1.53	0.72
4:T:32:LEU:HD12	4:T:208:ILE:HD11	1.72	0.72
4:T:59:TRP:C	4:T:60:ASN:ND2	2.35	0.72
4:T:136:PHE:CE1	4:T:285:TYR:OH	2.42	0.72
1:V:33:VAL:HG22	1:V:158:LEU:HD22	1.70	0.72
2:W:201:ILE:O	2:W:202:TYR:CG	2.42	0.72

Continued on next page...

Continued from previous page...

Atom-1	Atom-2	Interatomic distance (Å)	Clash overlap (Å)
3:X:107:LYS:HD3	3:X:107:LYS:N	2.05	0.72
3:X:290:ILE:O	3:X:293:VAL:HB	1.87	0.72
1:0:56:LEU:HD21	1:0:103:THR:HG23	1.72	0.72
1:0:95:ASN:CB	1:0:126:SER:HB2	2.15	0.72
2:1:241:PHE:HA	2:1:244:ALA:HB3	1.72	0.72
2:1:434:LYS:CE	2:1:435:GLU:HG2	2.20	0.72
3:2:63:VAL:O	3:2:66:ARG:HD3	1.89	0.72
3:A:52:THR:O	3:A:123:ILE:HA	1.89	0.72
3:A:64:ARG:CA	3:A:66:ARG:HH11	2.02	0.72
1:B:7:LEU:HD13	1:B:68:ASP:HB2	1.71	0.72
2:C:7:LEU:HD13	2:C:73:GLU:OE1	1.89	0.72
2:C:200:ASN:ND2	2:C:201:ILE:H	1.88	0.72
2:C:278:LEU:CD1	2:C:278:LEU:O	2.37	0.72
3:D:63:VAL:O	3:D:66:ARG:HD3	1.89	0.72
3:F:64:ARG:CA	3:F:66:ARG:HH11	2.02	0.72
2:H:201:ILE:O	2:H:202:TYR:CG	2.42	0.72
4:J:195:ASN:CB	4:J:205:PHE:H	2.02	0.72
3:K:1:SER:H3	3:K:4:GLU:HB2	1.55	0.72
3:K:240:GLY:O	3:K:306:HIS:CE1	2.42	0.72
1:L:134:TYR:CD1	1:L:213:ILE:HG13	2.20	0.72
1:L:144:MET:CE	1:L:211:LEU:HD21	2.19	0.72
2:M:90:PRO:HD2	2:M:120:TRP:CE3	2.24	0.72
2:M:275:SER:O	2:M:279:PRO:HD3	1.88	0.72
2:M:462:THR:O	2:M:466:VAL:HG23	1.90	0.72
2:M:463:PRO:CA	2:M:466:VAL:HG23	2.19	0.72
3:N:236:PRO:HB3	3:N:299:HIS:NE2	2.05	0.72
2:R:180:ASP:N	2:R:181:PRO:HD2	2.05	0.72
2:R:478:PHE:HD1	2:R:478:PHE:C	1.91	0.72
4:T:44:GLU:HA	4:T:129:ILE:HD11	1.68	0.72
3:U:175:GLU:HA	3:U:175:GLU:OE1	1.89	0.72
2:W:474:VAL:HA	2:W:477:ASN:OD1	1.88	0.72
3:X:236:PRO:HB3	3:X:299:HIS:NE2	2.05	0.72
3:X:257:LEU:HD12	3:X:257:LEU:C	2.10	0.72
4:Y:416:VAL:HG22	4:Y:417:GLU:N	2.03	0.72
3:Z:56:LEU:HD23	3:Z:57:ARG:N	2.04	0.72
3:Z:240:GLY:O	3:Z:306:HIS:CE1	2.42	0.72
1:0:60:TRP:CH2	1:0:85:VAL:HG21	2.25	0.72
1:0:283:TYR:O	1:0:287:ILE:HG23	1.89	0.72
2:1:30:VAL:HG11	2:1:159:SER:N	2.05	0.72
2:1:90:PRO:HD2	2:1:120:TRP:CE3	2.24	0.72
2:1:200:ASN:ND2	2:1:201:ILE:H	1.88	0.72

Continued on next page...

Continued from previous page...

Atom-1	Atom-2	Interatomic distance (Å)	Clash overlap (Å)
3:2:3:HIS:O	3:2:7:LEU:HG	1.89	0.72
3:2:236:PRO:HB3	3:2:299:HIS:NE2	2.05	0.72
4:3:184:THR:O	4:3:215:GLN:N	2.22	0.72
4:3:309:ARG:NH2	4:3:446:ILE:HG13	2.05	0.72
4:3:416:VAL:CG2	4:3:417:GLU:N	2.53	0.72
3:A:201:ILE:HG21	3:A:203:TYR:HE1	1.54	0.72
2:C:445:ASN:HA	2:C:448:LEU:CG	2.12	0.72
3:D:40:LEU:CD1	3:D:52:THR:HB	2.19	0.72
2:H:445:ASN:HA	2:H:448:LEU:CG	2.12	0.72
3:I:291:VAL:HG11	3:I:413:VAL:HG11	1.70	0.72
3:I:298:THR:HG22	3:I:301:ARG:HD3	1.70	0.72
4:J:309:ARG:NH2	4:J:446:ILE:HG13	2.05	0.72
3:K:52:THR:O	3:K:123:ILE:HA	1.89	0.72
3:K:249:VAL:HG23	1:L:257:LEU:HD21	1.70	0.72
2:M:77:ILE:HD12	2:M:80:LEU:HD13	1.71	0.72
3:N:3:HIS:O	3:N:7:LEU:HG	1.89	0.72
3:N:249:VAL:O	3:N:253:LEU:HB3	1.90	0.72
4:O:184:THR:O	4:O:215:GLN:N	2.22	0.72
1:Q:60:TRP:CH2	1:Q:85:VAL:HG21	2.25	0.72
2:R:94:LEU:CB	2:R:98:ASN:HB2	2.19	0.72
3:U:247:ILE:CG2	3:U:248:SER:N	2.53	0.72
1:V:60:TRP:CH2	1:V:85:VAL:HG21	2.25	0.72
1:V:253:ILE:HG12	1:V:302:LEU:HD11	1.71	0.72
2:W:180:ASP:N	2:W:181:PRO:HD2	2.05	0.72
3:X:228:LEU:O	3:X:232:VAL:HG23	1.88	0.72
3:X:253:LEU:CD2	3:X:254:THR:N	2.52	0.72
4:Y:194:TYR:HA	4:Y:206:GLN:HG2	1.70	0.72
3:Z:187:TRP:HZ2	3:Z:196:THR:HG23	1.52	0.72
3:Z:229:THR:O	3:Z:233:PHE:HD1	1.70	0.72
2:1:278:LEU:CD1	2:1:278:LEU:O	2.37	0.72
3:2:131:ILE:HD11	3:2:133:THR:CB	2.20	0.72
3:2:170:PHE:CE1	3:2:171:MET:O	2.43	0.72
3:2:241:GLU:C	3:2:243:MET:HE2	2.10	0.72
3:2:257:LEU:HD12	3:2:257:LEU:C	2.10	0.72
3:2:377:GLU:HA	3:2:380:LYS:CD	2.20	0.72
3:A:136:PRO:HA	3:A:277:TYR:CZ	2.24	0.72
3:A:292:THR:O	3:A:296:ILE:HG12	1.88	0.72
3:A:401:TYR:CD1	3:A:401:TYR:O	2.42	0.72
1:B:60:TRP:CH2	1:B:85:VAL:HG21	2.25	0.72
4:E:209:ILE:HG12	4:E:211:PHE:HE1	1.54	0.72
4:E:217:LYS:HE3	4:E:217:LYS:O	1.88	0.72

Continued on next page...

Continued from previous page...

Atom-1	Atom-2	Interatomic distance (Å)	Clash overlap (Å)
3:F:17:LYS:NZ	3:F:83:ASP:HB3	2.05	0.72
3:F:149:TRP:HH2	4:J:119:PRO:HA	1.54	0.72
1:G:131:LYS:HB3	1:G:133:MET:CG	2.20	0.72
3:I:187:TRP:HZ2	3:I:196:THR:HA	1.53	0.72
3:K:148:ILE:HG22	3:K:198:TYR:HB2	1.71	0.72
3:K:245:LEU:HG	1:L:253:ILE:HG21	1.71	0.72
1:L:218:LEU:HD13	1:L:221:ILE:HD11	1.71	0.72
2:M:201:ILE:O	2:M:202:TYR:CG	2.42	0.72
2:M:463:PRO:O	2:M:467:LEU:HD23	1.90	0.72
3:N:377:GLU:HA	3:N:380:LYS:CD	2.20	0.72
4:O:110:TYR:CD1	4:O:111:ASN:N	2.55	0.72
1:Q:7:LEU:HD13	1:Q:68:ASP:HB2	1.71	0.72
1:Q:108:VAL:HG13	1:Q:118:TRP:HB2	1.70	0.72
3:S:3:HIS:O	3:S:7:LEU:HG	1.89	0.72
3:S:249:VAL:O	3:S:253:LEU:HB3	1.90	0.72
3:S:257:LEU:HD12	3:S:257:LEU:C	2.10	0.72
1:V:7:LEU:HD13	1:V:68:ASP:HB2	1.71	0.72
1:V:297:LEU:CD1	1:V:445:THR:HG21	2.19	0.72
3:X:35:LEU:HD11	3:X:54:VAL:HG21	1.71	0.72
3:X:131:ILE:HD11	3:X:133:THR:CB	2.20	0.72
3:X:170:PHE:CE1	3:X:171:MET:O	2.42	0.72
4:Y:184:THR:O	4:Y:215:GLN:N	2.22	0.72
3:Z:136:PRO:HA	3:Z:277:TYR:CZ	2.24	0.72
1:0:421:PHE:CA	1:0:424:LEU:HB2	2.19	0.72
1:0:443:PHE:C	1:0:447:CYS:HG	1.93	0.72
3:2:30:ASP:OD1	3:2:30:ASP:N	2.12	0.72
3:2:40:LEU:HD22	3:2:52:THR:HG1	1.54	0.72
3:2:249:VAL:O	3:2:253:LEU:HB3	1.90	0.72
1:B:48:GLU:HA	1:B:130:ILE:HG12	1.72	0.72
1:B:108:VAL:HG13	1:B:118:TRP:HB2	1.70	0.72
1:B:144:MET:CE	1:B:211:LEU:HD21	2.19	0.72
1:B:218:LEU:HD13	1:B:221:ILE:HD11	1.71	0.72
1:B:283:TYR:O	1:B:287:ILE:HG23	1.89	0.72
2:C:97:ASN:ND2	2:C:146:LEU:CG	2.48	0.72
2:C:243:ALA:O	2:C:246:ALA:HB3	1.89	0.72
3:D:249:VAL:O	3:D:253:LEU:HB3	1.90	0.72
3:F:432:GLU:O	3:F:436:GLU:HG3	1.88	0.72
1:G:95:ASN:CB	1:G:126:SER:HB2	2.15	0.72
1:G:142:CYS:SG	1:G:143:THR:N	2.61	0.72
1:G:160:HIS:HE2	1:G:209:PHE:HE1	1.36	0.72
2:H:42:LEU:HD22	2:H:190:TRP:CZ2	2.23	0.72

Continued on next page...

Continued from previous page...

Atom-1	Atom-2	Interatomic distance (Å)	Clash overlap (Å)
3:I:3:HIS:O	3:I:7:LEU:HG	1.89	0.72
4:J:238:LEU:O	4:J:242:LEU:HB3	1.90	0.72
4:J:261:GLN:HE21	4:J:265:LEU:HG	1.54	0.72
4:J:416:VAL:CG2	4:J:417:GLU:N	2.53	0.72
3:K:93:TYR:OH	3:K:200:ASP:HB3	1.89	0.72
2:M:19:LYS:NZ	2:M:88:TRP:HD1	1.88	0.72
3:N:238:ASP:HB3	4:O:308:LEU:HD23	1.70	0.72
4:O:416:VAL:CG2	4:O:417:GLU:N	2.53	0.72
4:O:454:ALA:O	4:O:457:LEU:HB3	1.90	0.72
2:R:115:ASN:H	2:R:115:ASN:ND2	1.85	0.72
2:R:199:LYS:HZ3	2:R:200:ASN:HA	1.55	0.72
2:R:296:MET:HA	2:R:296:MET:CE	2.19	0.72
2:R:463:PRO:CA	2:R:466:VAL:HG23	2.19	0.72
3:S:40:LEU:HD22	3:S:52:THR:OG1	1.90	0.72
3:S:43:VAL:HG22	3:S:50:VAL:CA	2.19	0.72
3:S:286:ILE:O	3:S:290:ILE:HG23	1.89	0.72
3:S:412:CYS:HA	3:S:415:MET:HE1	1.72	0.72
3:U:187:TRP:HZ2	3:U:196:THR:HG23	1.51	0.72
3:U:244:THR:O	3:U:247:ILE:CG2	2.36	0.72
2:W:243:ALA:O	2:W:246:ALA:HB3	1.89	0.72
3:X:63:VAL:O	3:X:66:ARG:HD3	1.89	0.72
4:Y:32:LEU:HD12	4:Y:157:LEU:HD13	1.71	0.72
3:Z:43:VAL:HG22	3:Z:50:VAL:CG2	2.18	0.72
1:0:108:VAL:HG13	1:0:118:TRP:HB2	1.70	0.72
1:0:145:VAL:HG12	1:0:206:ASP:HB2	1.71	0.72
2:1:67:LEU:HD12	2:1:116:GLY:HA2	1.70	0.72
3:2:286:ILE:O	3:2:290:ILE:HG23	1.89	0.72
3:2:415:MET:O	3:2:419:ILE:HG23	1.90	0.72
3:A:141:ASN:HA	3:A:205:PHE:O	1.90	0.72
3:A:229:THR:O	3:A:233:PHE:HD1	1.70	0.72
3:A:245:LEU:HG	1:B:253:ILE:HG21	1.71	0.72
1:B:56:LEU:HD21	1:B:103:THR:HG23	1.72	0.72
2:C:269:VAL:HG13	2:C:270:PHE:CD1	2.24	0.72
3:D:377:GLU:HA	3:D:380:LYS:CD	2.20	0.72
4:E:32:LEU:HD12	4:E:157:LEU:HD13	1.71	0.72
4:E:416:VAL:CG2	4:E:417:GLU:N	2.53	0.72
3:F:207:MET:HE2	3:F:207:MET:H	1.54	0.72
1:G:145:VAL:HG12	1:G:206:ASP:HB2	1.71	0.72
3:K:56:LEU:HD22	3:K:58:GLN:HG3	1.70	0.72
2:M:69:TRP:CB	2:M:73:GLU:HB2	2.18	0.72
3:N:92:LEU:N	3:N:92:LEU:CD2	2.53	0.72

Continued on next page...

Continued from previous page...

Atom-1	Atom-2	Interatomic distance (Å)	Clash overlap (Å)
3:N:245:LEU:HD21	4:O:255:ILE:CG2	2.20	0.72
4:O:103:TYR:C	4:O:104:TYR:CD1	2.64	0.72
4:O:152:ALA:HB2	4:O:206:GLN:H	1.55	0.72
3:P:43:VAL:HG22	3:P:50:VAL:CG2	2.18	0.72
2:R:97:ASN:ND2	2:R:146:LEU:CG	2.48	0.72
2:R:275:SER:O	2:R:279:PRO:HD3	1.88	0.72
3:S:107:LYS:N	3:S:107:LYS:HD3	2.05	0.72
4:T:140:ASN:HD21	4:T:211:PHE:HA	1.53	0.72
4:T:209:ILE:HG12	4:T:211:PHE:HE1	1.55	0.72
4:T:236:VAL:C	4:T:239:VAL:HG23	2.10	0.72
4:T:289:VAL:O	4:T:293:SER:HB3	1.90	0.72
3:U:145:LYS:HZ2	3:U:202:THR:HG23	1.55	0.72
1:V:48:GLU:HA	1:V:130:ILE:HG12	1.72	0.72
1:V:153:THR:CB	1:V:204:TYR:HB2	2.10	0.72
1:V:227:PRO:O	1:V:231:ILE:HG12	1.88	0.72
2:W:19:LYS:NZ	2:W:88:TRP:HD1	1.88	0.72
2:W:42:LEU:HD13	2:W:190:TRP:HZ2	1.54	0.72
4:Y:34:LEU:HB2	4:Y:210:PHE:CZ	2.25	0.72
1:O:48:GLU:HA	1:O:130:ILE:HG12	1.72	0.71
1:O:218:LEU:HD13	1:O:221:ILE:HD11	1.71	0.71
2:1:19:LYS:NZ	2:1:88:TRP:HD1	1.88	0.71
3:2:411:LEU:O	3:2:415:MET:HG3	1.89	0.71
4:3:103:TYR:C	4:3:104:TYR:CD1	2.64	0.71
4:3:149:THR:CG2	4:3:150:TYR:H	2.03	0.71
4:3:152:ALA:HB2	4:3:206:GLN:H	1.55	0.71
4:3:222:ILE:HG23	4:3:223:ILE:H	1.55	0.71
3:A:37:LEU:HA	3:A:53:ASN:O	1.89	0.71
3:A:56:LEU:HD23	3:A:57:ARG:N	2.04	0.71
3:A:149:TRP:HH2	4:E:119:PRO:HA	1.54	0.71
3:A:166:ASP:OD2	3:A:178:MET:HE1	1.89	0.71
2:C:462:THR:O	2:C:466:VAL:HG23	1.90	0.71
2:C:463:PRO:O	2:C:467:LEU:HD23	1.90	0.71
3:D:131:ILE:HD11	3:D:133:THR:CB	2.20	0.71
3:F:148:ILE:HG22	3:F:198:TYR:HB2	1.71	0.71
3:F:240:GLY:O	3:F:306:HIS:CE1	2.42	0.71
2:H:474:VAL:HA	2:H:477:ASN:OD1	1.88	0.71
4:J:44:GLU:CA	4:J:129:ILE:HD12	2.20	0.71
4:J:184:THR:O	4:J:215:GLN:N	2.22	0.71
4:J:236:VAL:C	4:J:239:VAL:HG23	2.10	0.71
3:K:376:ILE:HG23	3:K:380:LYS:NZ	2.04	0.71
3:K:380:LYS:HD3	1:L:408:ILE:HB	1.72	0.71

Continued on next page...

Continued from previous page...

Atom-1	Atom-2	Interatomic distance (Å)	Clash overlap (Å)
1:L:60:TRP:HH2	1:L:85:VAL:HG21	1.55	0.71
3:P:56:LEU:HD22	3:P:58:GLN:HG3	1.70	0.71
3:P:131:ILE:CD1	3:P:140:GLN:HG2	2.21	0.71
2:R:69:TRP:HE3	2:R:73:GLU:HB3	1.55	0.71
2:R:434:LYS:CE	2:R:435:GLU:HG2	2.20	0.71
3:S:43:VAL:CG1	3:S:49:ILE:O	2.35	0.71
4:T:10:LEU:O	4:T:14:TYR:N	2.23	0.71
3:U:240:GLY:O	3:U:306:HIS:CE1	2.42	0.71
3:U:245:LEU:HG	1:V:253:ILE:HG21	1.71	0.71
2:W:90:PRO:HD2	2:W:120:TRP:CE3	2.24	0.71
3:X:415:MET:O	3:X:419:ILE:HG23	1.90	0.71
4:Y:309:ARG:NH2	4:Y:446:ILE:HG13	2.05	0.71
3:Z:207:MET:HE2	3:Z:207:MET:H	1.55	0.71
1:0:133:MET:HA	1:0:279:ILE:CG2	2.18	0.71
1:0:144:MET:HE1	1:0:211:LEU:HD21	1.70	0.71
1:0:416:GLU:CD	2:1:433:ILE:HD13	2.08	0.71
2:1:69:TRP:CB	2:1:73:GLU:HB2	2.18	0.71
2:1:305:ASN:O	2:1:309:VAL:HG23	1.90	0.71
3:2:192:CYS:SG	3:2:193:CYS:N	2.62	0.71
3:2:396:ALA:O	3:2:399:TRP:HB2	1.90	0.71
4:3:32:LEU:HD12	4:3:157:LEU:HD13	1.70	0.71
4:3:152:ALA:N	4:3:205:PHE:HD1	1.85	0.71
1:B:33:VAL:HG22	1:B:158:LEU:HD22	1.70	0.71
2:C:434:LYS:CE	2:C:435:GLU:HG2	2.20	0.71
3:D:107:LYS:N	3:D:107:LYS:HD3	2.05	0.71
3:D:228:LEU:HD23	3:D:249:VAL:HG11	1.71	0.71
3:D:286:ILE:O	3:D:290:ILE:HG23	1.89	0.71
3:D:287:SER:O	3:D:291:VAL:HG23	1.90	0.71
4:E:94:ASN:ND2	4:E:143:LEU:HD23	2.06	0.71
4:E:110:TYR:CD1	4:E:111:ASN:N	2.55	0.71
3:F:413:VAL:HG13	3:F:416:LEU:HD23	1.72	0.71
1:G:153:THR:CB	1:G:204:TYR:HB2	2.10	0.71
2:H:7:LEU:HD13	2:H:73:GLU:OE1	1.89	0.71
2:H:19:LYS:NZ	2:H:88:TRP:HD1	1.88	0.71
2:H:241:PHE:HA	2:H:244:ALA:HB3	1.72	0.71
2:H:282:ALA:O	2:H:285:VAL:O	2.09	0.71
2:H:455:ARG:O	2:H:459:PHE:HD1	1.73	0.71
3:I:157:SER:HA	3:I:199:LEU:HD12	1.72	0.71
4:J:32:LEU:HD12	4:J:208:ILE:HD11	1.72	0.71
4:J:251:CYS:SG	4:J:252:THR:N	2.64	0.71
3:K:251:LEU:HD13	4:O:260:ALA:CB	2.15	0.71

Continued on next page...

Continued from previous page...

Atom-1	Atom-2	Interatomic distance (Å)	Clash overlap (Å)
1:L:283:TYR:O	1:L:287:ILE:HG23	1.89	0.71
3:N:192:CYS:SG	3:N:193:CYS:N	2.62	0.71
4:O:28:ILE:HG21	4:O:85:TRP:CZ3	2.25	0.71
1:Q:421:PHE:CA	1:Q:424:LEU:HB2	2.19	0.71
3:S:415:MET:O	3:S:419:ILE:HG23	1.90	0.71
3:U:148:ILE:HG22	3:U:198:TYR:HB2	1.71	0.71
3:U:376:ILE:HG23	3:U:380:LYS:NZ	2.04	0.71
1:V:129:THR:O	1:V:129:THR:HG23	1.88	0.71
1:V:133:MET:HA	1:V:279:ILE:CG2	2.18	0.71
2:W:30:VAL:HG11	2:W:159:SER:N	2.05	0.71
2:W:58:MET:SD	2:W:92:ILE:HD12	2.30	0.71
3:X:135:PHE:HB2	3:X:209:ARG:CB	2.13	0.71
4:Y:32:LEU:HD12	4:Y:208:ILE:HD11	1.72	0.71
2:1:60:HIS:HB3	2:1:62:TRP:CZ3	2.20	0.71
2:1:259:THR:O	2:1:262:CYS:SG	2.43	0.71
3:2:149:TRP:CG	3:2:150:THR:N	2.59	0.71
3:2:228:LEU:HD23	3:2:249:VAL:HG11	1.71	0.71
3:A:56:LEU:HD22	3:A:58:GLN:HG3	1.70	0.71
2:C:42:LEU:HD22	2:C:190:TRP:HH2	1.49	0.71
3:D:32:THR:CB	3:D:59:GLN:HB3	2.18	0.71
3:D:396:ALA:O	3:D:399:TRP:HB2	1.90	0.71
3:D:415:MET:O	3:D:419:ILE:HG23	1.90	0.71
4:E:238:LEU:O	4:E:242:LEU:HB3	1.90	0.71
2:H:69:TRP:HE3	2:H:73:GLU:HB3	1.55	0.71
2:H:180:ASP:N	2:H:181:PRO:HD2	2.05	0.71
3:I:415:MET:O	3:I:419:ILE:HG23	1.90	0.71
4:J:44:GLU:HA	4:J:129:ILE:HD11	1.68	0.71
1:L:108:VAL:HG13	1:L:118:TRP:HB2	1.70	0.71
1:L:416:GLU:OE2	2:M:433:ILE:HD13	1.88	0.71
2:M:42:LEU:HD13	2:M:190:TRP:HZ2	1.54	0.71
3:N:45:GLU:O	3:N:272:PRO:HG3	1.90	0.71
3:N:131:ILE:HD11	3:N:133:THR:CB	2.20	0.71
3:N:286:ILE:O	3:N:290:ILE:HG23	1.89	0.71
4:O:94:ASN:ND2	4:O:143:LEU:HD23	2.05	0.71
3:P:201:ILE:HG21	3:P:203:TYR:HE1	1.54	0.71
3:P:251:LEU:HD13	4:T:260:ALA:CB	2.15	0.71
3:P:413:VAL:HG13	3:P:416:LEU:HD23	1.72	0.71
1:Q:48:GLU:HA	1:Q:130:ILE:HG12	1.72	0.71
1:Q:60:TRP:HH2	1:Q:85:VAL:HG21	1.55	0.71
2:R:19:LYS:NZ	2:R:88:TRP:HD1	1.88	0.71
2:R:305:ASN:O	2:R:309:VAL:HG23	1.90	0.71

Continued on next page...

Continued from previous page...

Atom-1	Atom-2	Interatomic distance (Å)	Clash overlap (Å)
1:V:108:VAL:HG13	1:V:118:TRP:HB2	1.70	0.71
2:W:462:THR:O	2:W:466:VAL:HG23	1.90	0.71
3:X:92:LEU:N	3:X:92:LEU:CD2	2.53	0.71
4:Y:183:TRP:HB3	4:Y:216:ARG:NE	2.04	0.71
4:Y:454:ALA:O	4:Y:457:LEU:HB3	1.90	0.71
3:Z:131:ILE:CD1	3:Z:140:GLN:HG2	2.21	0.71
3:Z:141:ASN:HA	3:Z:205:PHE:O	1.90	0.71
1:O:129:THR:O	1:O:129:THR:HG23	1.88	0.71
2:1:300:THR:HA	2:1:303:VAL:HG23	1.70	0.71
3:2:45:GLU:O	3:2:272:PRO:HG3	1.90	0.71
3:2:195:ASP:OD1	3:2:196:THR:N	2.24	0.71
4:3:236:VAL:C	4:3:239:VAL:HG23	2.10	0.71
4:3:251:CYS:SG	4:3:252:THR:N	2.64	0.71
1:B:278:PRO:O	1:B:279:ILE:HG13	1.91	0.71
2:C:77:ILE:HD12	2:C:80:LEU:HD13	1.71	0.71
3:D:192:CYS:SG	3:D:193:CYS:N	2.62	0.71
3:D:195:ASP:OD1	3:D:196:THR:N	2.24	0.71
1:G:284:LEU:HA	1:G:287:ILE:HG13	1.72	0.71
2:H:42:LEU:HD13	2:H:190:TRP:HZ2	1.54	0.71
2:H:60:HIS:HB3	2:H:62:TRP:CZ3	2.20	0.71
2:H:243:ALA:O	2:H:246:ALA:HB3	1.89	0.71
2:H:462:THR:O	2:H:466:VAL:HG23	1.90	0.71
3:I:46:VAL:HA	3:I:272:PRO:HD3	1.73	0.71
3:I:95:ASN:HD21	3:I:128:CYS:CB	1.99	0.71
3:I:249:VAL:O	3:I:253:LEU:HB3	1.90	0.71
3:K:17:LYS:NZ	3:K:83:ASP:HB3	2.05	0.71
3:K:43:VAL:HG22	3:K:50:VAL:CG2	2.18	0.71
1:L:60:TRP:CH2	1:L:85:VAL:HG21	2.25	0.71
1:L:95:ASN:CA	1:L:127:SER:H	2.03	0.71
3:N:20:ARG:HG3	3:N:22:VAL:HG23	1.70	0.71
3:N:149:TRP:CG	3:N:150:THR:N	2.59	0.71
3:P:145:LYS:NZ	3:P:202:THR:CG2	2.54	0.71
3:P:175:GLU:OE1	3:P:175:GLU:HA	1.89	0.71
3:P:187:TRP:HZ2	3:P:196:THR:HG23	1.52	0.71
1:Q:129:THR:O	1:Q:129:THR:HG23	1.89	0.71
1:Q:131:LYS:HB3	1:Q:133:MET:CG	2.20	0.71
1:Q:160:HIS:HE2	1:Q:209:PHE:HE1	1.36	0.71
3:S:92:LEU:HD21	3:S:124:PHE:CZ	2.26	0.71
3:S:245:LEU:HD21	4:T:255:ILE:CG2	2.20	0.71
4:T:28:ILE:HG21	4:T:85:TRP:CZ3	2.25	0.71
4:T:103:TYR:C	4:T:104:TYR:CD1	2.64	0.71

Continued on next page...

Continued from previous page...

Atom-1	Atom-2	Interatomic distance (Å)	Clash overlap (Å)
3:U:413:VAL:HG13	3:U:416:LEU:HD23	1.72	0.71
2:W:241:PHE:HA	2:W:244:ALA:HB3	1.72	0.71
2:W:478:PHE:CD1	2:W:478:PHE:C	2.64	0.71
3:X:40:LEU:HD22	3:X:52:THR:OG1	1.90	0.71
3:X:78:ILE:HD11	3:X:110:LEU:CG	2.19	0.71
4:Y:27:VAL:CG1	4:Y:154:GLU:N	2.52	0.71
4:Y:209:ILE:HG12	4:Y:211:PHE:HE1	1.54	0.71
4:Y:222:ILE:HG23	4:Y:223:ILE:H	1.55	0.71
2:1:162:LEU:H	2:1:199:LYS:HG2	1.56	0.71
2:1:478:PHE:CD1	2:1:478:PHE:C	2.64	0.71
3:2:92:LEU:N	3:2:92:LEU:CD2	2.53	0.71
3:2:107:LYS:N	3:2:107:LYS:HD3	2.05	0.71
3:2:287:SER:O	3:2:291:VAL:HG23	1.90	0.71
4:3:10:LEU:O	4:3:14:TYR:N	2.23	0.71
4:3:28:ILE:HG21	4:3:85:TRP:CZ3	2.25	0.71
4:3:32:LEU:HD12	4:3:208:ILE:HD11	1.72	0.71
4:3:94:ASN:ND2	4:3:143:LEU:HD23	2.06	0.71
3:A:43:VAL:HG13	3:A:50:VAL:CG2	2.20	0.71
2:C:70:ASN:O	2:C:74:TYR:HB3	1.91	0.71
3:D:45:GLU:O	3:D:272:PRO:HG3	1.90	0.71
4:E:55:ILE:CG2	4:E:119:PRO:HG2	2.21	0.71
4:E:309:ARG:NH2	4:E:446:ILE:HG13	2.05	0.71
1:G:135:PHE:CB	1:G:279:ILE:HD13	2.18	0.71
4:J:30:VAL:O	4:J:158:GLN:HG3	1.91	0.71
4:J:173:ASP:N	4:J:174:PRO:HD2	2.06	0.71
1:L:7:LEU:HD13	1:L:68:ASP:HB2	1.71	0.71
2:M:243:ALA:O	2:M:246:ALA:HB3	1.89	0.71
4:O:55:ILE:CG2	4:O:119:PRO:HG2	2.21	0.71
4:O:209:ILE:HG12	4:O:211:PHE:HE1	1.54	0.71
3:P:31:ILE:CG1	3:P:60:TRP:HB3	2.21	0.71
3:P:376:ILE:HG23	3:P:380:LYS:NZ	2.04	0.71
1:Q:56:LEU:HD21	1:Q:103:THR:HG23	1.72	0.71
1:Q:89:ASP:OD1	1:Q:151:TYR:CD1	2.42	0.71
1:Q:284:LEU:HA	1:Q:287:ILE:HG13	1.72	0.71
4:T:103:TYR:CG	4:T:104:TYR:N	2.58	0.71
4:T:183:TRP:HB3	4:T:216:ARG:NE	2.04	0.71
3:U:251:LEU:HD13	4:Y:260:ALA:CB	2.15	0.71
1:V:421:PHE:CA	1:V:424:LEU:HB2	2.19	0.71
2:W:70:ASN:O	2:W:74:TYR:HB3	1.91	0.71
2:W:200:ASN:ND2	2:W:201:ILE:H	1.88	0.71
2:W:299:VAL:O	2:W:302:VAL:HG23	1.91	0.71

Continued on next page...

Continued from previous page...

Atom-1	Atom-2	Interatomic distance (Å)	Clash overlap (Å)
2:W:434:LYS:CE	2:W:435:GLU:HG2	2.20	0.71
4:Y:42:LEU:HD22	4:Y:183:TRP:CZ2	2.26	0.71
4:Y:251:CYS:SG	4:Y:252:THR:N	2.64	0.71
4:Y:289:VAL:O	4:Y:293:SER:HB3	1.90	0.71
3:Z:31:ILE:CG1	3:Z:60:TRP:HB3	2.20	0.71
2:1:463:PRO:O	2:1:467:LEU:HD23	1.90	0.71
4:3:62:TYR:C	4:3:62:TYR:HD1	1.94	0.71
4:3:63:ARG:HB2	4:3:63:ARG:HH11	1.56	0.71
4:3:119:PRO:HA	3:Z:149:TRP:HH2	1.54	0.71
4:3:241:PHE:CE1	4:3:450:CYS:HB3	2.26	0.71
3:A:207:MET:H	3:A:207:MET:HE2	1.55	0.71
1:B:421:PHE:CA	1:B:424:LEU:HB2	2.19	0.71
2:C:30:VAL:HG11	2:C:159:SER:N	2.05	0.71
2:C:69:TRP:HE3	2:C:73:GLU:HB3	1.55	0.71
2:C:199:LYS:HZ3	2:C:200:ASN:HA	1.55	0.71
2:C:241:PHE:HA	2:C:244:ALA:HB3	1.72	0.71
3:D:92:LEU:N	3:D:92:LEU:CD2	2.53	0.71
3:D:102:ILE:HG13	4:E:98:GLN:HE21	1.53	0.71
4:E:42:LEU:HD22	4:E:183:TRP:CZ2	2.26	0.71
4:E:136:PHE:CE1	4:E:285:TYR:OH	2.42	0.71
4:E:241:PHE:CE1	4:E:450:CYS:HB3	2.26	0.71
4:E:251:CYS:SG	4:E:252:THR:N	2.64	0.71
3:F:35:LEU:HD23	3:F:35:LEU:C	2.11	0.71
3:F:201:ILE:HG21	3:F:203:TYR:HE1	1.54	0.71
1:G:60:TRP:CH2	1:G:85:VAL:HG21	2.25	0.71
2:H:33:ILE:HG12	2:H:62:TRP:HB3	1.73	0.71
3:I:32:THR:CB	3:I:59:GLN:HB3	2.17	0.71
3:I:236:PRO:HB3	3:I:299:HIS:NE2	2.05	0.71
3:I:245:LEU:HD21	4:J:255:ILE:CG2	2.20	0.71
4:J:63:ARG:HB2	4:J:63:ARG:HH11	1.56	0.71
4:J:94:ASN:ND2	4:J:143:LEU:HD23	2.06	0.71
4:J:122:ILE:HG12	4:J:122:ILE:O	1.90	0.71
4:J:209:ILE:HG12	4:J:211:PHE:HE1	1.54	0.71
4:J:454:ALA:O	4:J:457:LEU:HB3	1.90	0.71
3:K:43:VAL:HG13	3:K:50:VAL:CG2	2.21	0.71
2:M:162:LEU:CD1	2:M:217:PHE:CE1	2.61	0.71
3:N:15:TYR:C	3:N:16:ASN:ND2	2.44	0.71
1:Q:153:THR:CB	1:Q:204:TYR:HB2	2.10	0.71
1:Q:241:LEU:N	1:Q:242:PRO:HD2	2.06	0.71
2:R:30:VAL:HG11	2:R:159:SER:N	2.05	0.71
2:R:50:GLU:O	2:R:129:SER:HA	1.90	0.71

Continued on next page...

Continued from previous page...

Atom-1	Atom-2	Interatomic distance (Å)	Clash overlap (Å)
2:R:58:MET:SD	2:R:92:ILE:HD12	2.30	0.71
2:R:289:GLY:O	2:R:293:MET:HE2	1.89	0.71
3:S:63:VAL:O	3:S:66:ARG:CD	2.39	0.71
4:T:42:LEU:HD22	4:T:183:TRP:CZ2	2.26	0.71
4:T:62:TYR:HD1	4:T:62:TYR:C	1.94	0.71
4:T:251:CYS:SG	4:T:252:THR:N	2.64	0.71
4:T:454:ALA:O	4:T:457:LEU:HB3	1.90	0.71
2:W:7:LEU:HD13	2:W:73:GLU:OE1	1.89	0.71
2:W:305:ASN:O	2:W:309:VAL:HG23	1.90	0.71
2:W:426:THR:O	2:W:429:ILE:CG1	2.38	0.71
3:X:396:ALA:O	3:X:399:TRP:HB2	1.90	0.71
4:Y:28:ILE:HG21	4:Y:85:TRP:CZ3	2.25	0.71
4:Y:140:ASN:HD22	4:Y:141:CYS:N	1.89	0.71
3:Z:175:GLU:OE1	3:Z:175:GLU:HA	1.90	0.71
2:1:70:ASN:O	2:1:74:TYR:HB3	1.91	0.71
2:1:115:ASN:H	2:1:115:ASN:ND2	1.85	0.71
2:1:269:VAL:HG13	2:1:270:PHE:CD1	2.24	0.71
2:1:426:THR:O	2:1:429:ILE:CG1	2.38	0.71
4:3:173:ASP:N	4:3:174:PRO:HD2	2.06	0.71
4:3:217:LYS:HE3	4:3:217:LYS:O	1.88	0.71
4:3:238:LEU:O	4:3:242:LEU:HB3	1.90	0.71
4:3:289:VAL:O	4:3:293:SER:HB3	1.90	0.71
3:A:145:LYS:NZ	3:A:202:THR:CG2	2.54	0.71
3:A:413:VAL:HG13	3:A:416:LEU:HD23	1.72	0.71
1:B:241:LEU:N	1:B:242:PRO:HD2	2.06	0.71
1:B:269:LYS:HD2	1:B:270:VAL:N	2.06	0.71
2:C:60:HIS:HB3	2:C:62:TRP:CZ3	2.20	0.71
2:C:426:THR:O	2:C:429:ILE:CG1	2.38	0.71
3:D:15:TYR:C	3:D:16:ASN:ND2	2.44	0.71
3:D:63:VAL:O	3:D:66:ARG:CD	2.39	0.71
3:D:239:SER:CB	4:E:314:HIS:HB2	2.21	0.71
4:E:27:VAL:CG1	4:E:154:GLU:N	2.52	0.71
4:E:34:LEU:HB2	4:E:210:PHE:CZ	2.25	0.71
4:E:63:ARG:HB2	4:E:63:ARG:HH11	1.56	0.71
4:E:149:THR:CG2	4:E:150:TYR:H	2.03	0.71
4:E:173:ASP:N	4:E:174:PRO:HD2	2.06	0.71
4:E:184:THR:O	4:E:215:GLN:N	2.22	0.71
4:E:289:VAL:O	4:E:293:SER:HB3	1.90	0.71
3:F:41:ILE:HD11	3:F:51:GLU:CG	2.20	0.71
3:F:245:LEU:HG	1:G:253:ILE:HG21	1.71	0.71
3:I:15:TYR:C	3:I:16:ASN:ND2	2.44	0.71

Continued on next page...

Continued from previous page...

Atom-1	Atom-2	Interatomic distance (Å)	Clash overlap (Å)
4:J:42:LEU:HD22	4:J:183:TRP:CE2	2.26	0.71
3:K:149:TRP:HH2	4:O:119:PRO:HA	1.54	0.71
3:K:175:GLU:OE1	3:K:175:GLU:HA	1.89	0.71
3:K:221:PRO:CA	3:K:224:LEU:HB3	2.21	0.71
3:K:229:THR:O	3:K:233:PHE:HD1	1.70	0.71
1:L:48:GLU:HA	1:L:130:ILE:HG12	1.72	0.71
1:L:195:LYS:HA	1:L:207:VAL:HG13	1.73	0.71
1:L:297:LEU:CD1	1:L:445:THR:HG21	2.19	0.71
2:M:299:VAL:O	2:M:302:VAL:HG23	1.91	0.71
3:N:235:LEU:CD2	4:O:308:LEU:HG	2.21	0.71
4:O:311:PRO:CG	4:O:440:VAL:HG22	2.20	0.71
3:P:137:PHE:CD1	3:P:210:ILE:HD12	2.26	0.71
2:R:445:ASN:HA	2:R:448:LEU:CG	2.12	0.71
2:R:463:PRO:O	2:R:467:LEU:HD23	1.90	0.71
3:S:236:PRO:HB3	3:S:299:HIS:NE2	2.05	0.71
3:S:396:ALA:O	3:S:399:TRP:HB2	1.90	0.71
3:U:35:LEU:HD23	3:U:35:LEU:C	2.11	0.71
3:U:131:ILE:CD1	3:U:140:GLN:HG2	2.21	0.71
3:U:145:LYS:NZ	3:U:202:THR:CG2	2.54	0.71
1:V:131:LYS:HB3	1:V:133:MET:CG	2.20	0.71
2:W:445:ASN:HA	2:W:448:LEU:CG	2.12	0.71
2:W:463:PRO:O	2:W:467:LEU:HD23	1.90	0.71
3:X:15:TYR:C	3:X:16:ASN:ND2	2.44	0.71
3:X:292:THR:O	3:X:296:ILE:HG12	1.91	0.71
4:Y:10:LEU:O	4:Y:14:TYR:N	2.23	0.71
4:Y:103:TYR:C	4:Y:104:TYR:CD1	2.64	0.71
4:Y:183:TRP:HB2	4:Y:216:ARG:CG	2.06	0.71
4:Y:416:VAL:CG2	4:Y:417:GLU:N	2.53	0.71
3:Z:145:LYS:NZ	3:Z:202:THR:CG2	2.54	0.71
1:0:269:LYS:HD2	1:0:270:VAL:N	2.06	0.71
1:0:284:LEU:HA	1:0:287:ILE:HG13	1.72	0.71
2:1:455:ARG:O	2:1:459:PHE:HD1	1.73	0.71
3:2:40:LEU:HD22	3:2:52:THR:OG1	1.90	0.71
4:3:454:ALA:O	4:3:457:LEU:HB3	1.90	0.71
3:A:31:ILE:CG1	3:A:60:TRP:HB3	2.21	0.71
3:A:121:PRO:CB	1:B:149:TYR:CZ	2.74	0.71
3:A:221:PRO:CA	3:A:224:LEU:HB3	2.21	0.71
3:A:247:ILE:CG2	3:A:248:SER:N	2.53	0.71
1:B:118:TRP:CD1	1:B:120:PRO:HD3	2.26	0.71
3:D:149:TRP:CG	3:D:150:THR:N	2.59	0.71
3:D:201:ILE:O	3:D:203:TYR:CE1	2.44	0.71

Continued on next page...

Continued from previous page...

Atom-1	Atom-2	Interatomic distance (Å)	Clash overlap (Å)
3:D:245:LEU:HD21	4:E:255:ILE:CG2	2.20	0.71
4:E:265:LEU:CD2	4:E:296:ILE:HD11	2.11	0.71
4:E:311:PRO:CG	4:E:440:VAL:HG22	2.20	0.71
3:F:43:VAL:HG13	3:F:50:VAL:CG2	2.21	0.71
3:F:175:GLU:OE1	3:F:175:GLU:HA	1.90	0.71
1:G:290:LEU:HD11	1:G:453:SER:CB	2.21	0.71
2:H:58:MET:SD	2:H:92:ILE:HD12	2.30	0.71
3:I:78:ILE:HD11	3:I:110:LEU:CG	2.19	0.71
3:I:92:LEU:HD21	3:I:124:PHE:CZ	2.26	0.71
3:I:195:ASP:OD1	3:I:196:THR:N	2.24	0.71
4:J:42:LEU:HD22	4:J:183:TRP:CZ2	2.26	0.71
4:J:103:TYR:C	4:J:104:TYR:CD1	2.64	0.71
3:K:131:ILE:CD1	3:K:140:GLN:HG2	2.21	0.71
3:K:141:ASN:HA	3:K:205:PHE:O	1.90	0.71
3:K:145:LYS:NZ	3:K:202:THR:CG2	2.54	0.71
3:K:413:VAL:HG13	3:K:416:LEU:HD23	1.72	0.71
2:M:30:VAL:HG11	2:M:159:SER:N	2.05	0.71
3:N:35:LEU:CD2	3:N:164:ARG:HH12	1.98	0.71
3:N:65:LEU:HD23	3:N:110:LEU:CD2	2.14	0.71
3:N:92:LEU:HD21	3:N:124:PHE:CZ	2.26	0.71
3:N:195:ASP:OD1	3:N:196:THR:N	2.24	0.71
4:O:42:LEU:HD22	4:O:183:TRP:CZ2	2.26	0.71
1:Q:118:TRP:CD1	1:Q:120:PRO:HD3	2.26	0.71
2:R:42:LEU:HD13	2:R:190:TRP:HZ2	1.54	0.71
2:R:241:PHE:HA	2:R:244:ALA:HB3	1.72	0.71
4:T:416:VAL:CG2	4:T:417:GLU:N	2.53	0.71
3:U:141:ASN:HA	3:U:205:PHE:O	1.90	0.71
3:U:221:PRO:CA	3:U:224:LEU:HB3	2.21	0.71
3:U:380:LYS:HD3	1:V:408:ILE:HB	1.72	0.71
1:V:145:VAL:HG12	1:V:206:ASP:HB2	1.71	0.71
3:X:201:ILE:O	3:X:203:TYR:CE1	2.44	0.71
4:Y:42:LEU:HD22	4:Y:183:TRP:CE2	2.26	0.71
4:Y:62:TYR:C	4:Y:62:TYR:HD1	1.94	0.71
4:Y:241:PHE:CE1	4:Y:450:CYS:HB3	2.26	0.71
3:Z:201:ILE:HG21	3:Z:203:TYR:HE1	1.54	0.71
3:Z:410:LEU:HD13	3:Z:414:PHE:HD2	1.56	0.71
1:O:251:LEU:O	1:O:251:LEU:HD12	1.91	0.71
4:3:55:ILE:CG2	4:3:119:PRO:HG2	2.21	0.71
4:3:311:PRO:CG	4:3:440:VAL:HG22	2.20	0.71
3:A:380:LYS:HD3	1:B:408:ILE:HB	1.71	0.71
3:D:130:ILE:HB	3:D:134:HIS:HB2	1.73	0.71

Continued on next page...

Continued from previous page...

Atom-1	Atom-2	Interatomic distance (Å)	Clash overlap (Å)
4:E:62:TYR:HD1	4:E:62:TYR:C	1.94	0.71
4:E:236:VAL:C	4:E:239:VAL:HG23	2.10	0.71
4:E:454:ALA:O	4:E:457:LEU:HB3	1.90	0.71
3:F:141:ASN:HA	3:F:205:PHE:O	1.90	0.71
3:F:247:ILE:CG2	3:F:248:SER:N	2.53	0.71
1:G:7:LEU:HD13	1:G:68:ASP:HB2	1.71	0.71
2:H:190:TRP:CA	2:H:223:ARG:HB2	2.21	0.71
3:I:146:LEU:HD22	3:I:203:TYR:CZ	2.26	0.71
4:J:62:TYR:HD1	4:J:62:TYR:C	1.94	0.71
3:K:201:ILE:HG21	3:K:203:TYR:HE1	1.54	0.71
3:K:207:MET:H	3:K:207:MET:HE2	1.56	0.71
3:K:410:LEU:HD13	3:K:414:PHE:HD2	1.56	0.71
1:L:131:LYS:HB3	1:L:133:MET:CG	2.20	0.71
1:L:241:LEU:N	1:L:242:PRO:HD2	2.06	0.71
1:L:290:LEU:HD11	1:L:453:SER:CB	2.21	0.71
3:N:130:ILE:HB	3:N:134:HIS:HB2	1.73	0.71
3:N:157:SER:HA	3:N:199:LEU:HD12	1.72	0.71
4:O:32:LEU:HD12	4:O:157:LEU:HD13	1.71	0.71
4:O:309:ARG:NH2	4:O:446:ILE:HG13	2.05	0.71
3:P:17:LYS:NZ	3:P:83:ASP:HB3	2.05	0.71
3:P:244:THR:O	3:P:247:ILE:CG2	2.36	0.71
3:P:247:ILE:CG2	3:P:248:SER:N	2.53	0.71
1:Q:134:TYR:CD1	1:Q:213:ILE:HG13	2.20	0.71
2:R:299:VAL:O	2:R:302:VAL:HG23	1.91	0.71
3:S:244:THR:HG23	3:S:245:LEU:N	2.06	0.71
3:S:253:LEU:CD2	3:S:254:THR:N	2.52	0.71
4:T:32:LEU:HD12	4:T:157:LEU:HD13	1.71	0.71
4:T:59:TRP:CD2	4:T:115:MET:HB2	2.26	0.71
4:T:238:LEU:O	4:T:242:LEU:HB3	1.90	0.71
3:U:17:LYS:NZ	3:U:83:ASP:HB3	2.05	0.71
3:U:41:ILE:HD11	3:U:51:GLU:CG	2.20	0.71
1:V:278:PRO:O	1:V:279:ILE:HG13	1.91	0.71
2:W:463:PRO:CA	2:W:466:VAL:HG23	2.19	0.71
3:X:40:LEU:CD1	3:X:52:THR:HB	2.19	0.71
3:X:287:SER:O	3:X:290:ILE:HG12	1.91	0.71
4:Y:59:TRP:CD2	4:Y:115:MET:HB2	2.26	0.71
4:Y:311:PRO:CG	4:Y:440:VAL:HG22	2.20	0.71
3:Z:41:ILE:HD11	3:Z:51:GLU:CG	2.21	0.71
1:0:131:LYS:HB3	1:0:133:MET:CG	2.20	0.71
1:0:195:LYS:HA	1:0:207:VAL:HG13	1.73	0.71
2:1:50:GLU:O	2:1:129:SER:HA	1.90	0.71

Continued on next page...

Continued from previous page...

Atom-1	Atom-2	Interatomic distance (Å)	Clash overlap (Å)
2:1:180:ASP:N	2:1:181:PRO:HD2	2.05	0.71
2:1:190:TRP:HD1	2:1:221:ILE:HD12	1.49	0.71
2:1:199:LYS:HZ3	2:1:200:ASN:HA	1.56	0.71
3:A:95:ASN:HA	3:A:127:TYR:HB3	1.73	0.71
1:B:195:LYS:HA	1:B:207:VAL:HG13	1.73	0.71
2:C:19:LYS:NZ	2:C:88:TRP:HD1	1.88	0.71
2:C:69:TRP:CB	2:C:73:GLU:HB2	2.18	0.71
4:E:44:GLU:HA	4:E:129:ILE:HD11	1.68	0.71
3:F:145:LYS:NZ	3:F:202:THR:CG2	2.54	0.71
1:G:269:LYS:HD2	1:G:270:VAL:N	2.06	0.71
1:G:278:PRO:O	1:G:279:ILE:HG13	1.91	0.71
2:H:50:GLU:O	2:H:129:SER:HA	1.90	0.71
2:H:70:ASN:O	2:H:74:TYR:HB3	1.91	0.71
3:I:239:SER:CB	4:J:314:HIS:HB2	2.21	0.71
3:I:287:SER:O	3:I:291:VAL:HG23	1.90	0.71
3:K:64:ARG:CA	3:K:66:ARG:HH11	2.02	0.71
1:L:56:LEU:HD21	1:L:103:THR:HG23	1.72	0.71
1:L:251:LEU:HD12	1:L:251:LEU:O	1.91	0.71
1:L:421:PHE:CA	1:L:424:LEU:HB2	2.19	0.71
2:M:190:TRP:CA	2:M:223:ARG:HB2	2.21	0.71
3:N:287:SER:O	3:N:290:ILE:HG12	1.91	0.71
3:N:292:THR:O	3:N:296:ILE:HG12	1.91	0.71
4:O:34:LEU:HB2	4:O:210:PHE:CZ	2.25	0.71
4:O:140:ASN:HD22	4:O:141:CYS:N	1.89	0.71
4:O:238:LEU:O	4:O:242:LEU:HB3	1.90	0.71
4:O:241:PHE:CE1	4:O:450:CYS:HB3	2.26	0.71
3:P:245:LEU:HG	1:Q:253:ILE:HG21	1.71	0.71
1:Q:95:ASN:CB	1:Q:126:SER:HB2	2.15	0.71
2:R:462:THR:O	2:R:466:VAL:HG23	1.90	0.71
3:S:195:ASP:OD1	3:S:196:THR:N	2.24	0.71
4:T:30:VAL:O	4:T:158:GLN:HG3	1.91	0.71
4:T:222:ILE:HG23	4:T:223:ILE:H	1.55	0.71
1:V:89:ASP:OD1	1:V:151:TYR:CD1	2.42	0.71
3:X:92:LEU:HD21	3:X:124:PHE:CZ	2.26	0.71
3:X:252:SER:HB2	4:Y:259:LEU:HD13	1.73	0.71
3:Z:17:LYS:NZ	3:Z:83:ASP:HB3	2.05	0.71
3:Z:37:LEU:HA	3:Z:53:ASN:O	1.89	0.71
2:1:33:ILE:HG12	2:1:62:TRP:HB3	1.73	0.70
3:2:245:LEU:HD21	4:3:255:ILE:CG2	2.20	0.70
3:2:292:THR:O	3:2:296:ILE:HG12	1.91	0.70
4:3:30:VAL:O	4:3:158:GLN:HG3	1.91	0.70

Continued on next page...

Continued from previous page...

Atom-1	Atom-2	Interatomic distance (Å)	Clash overlap (Å)
3:A:243:MET:HG2	3:A:244:THR:H	1.57	0.70
2:C:282:ALA:O	2:C:285:VAL:O	2.09	0.70
2:C:299:VAL:O	2:C:302:VAL:HG23	1.91	0.70
3:D:146:LEU:HD22	3:D:203:TYR:CZ	2.26	0.70
3:D:229:THR:HA	3:D:232:VAL:HG23	1.73	0.70
3:D:292:THR:O	3:D:296:ILE:HG12	1.91	0.70
4:E:28:ILE:HG21	4:E:85:TRP:CZ3	2.25	0.70
3:F:4:GLU:HA	3:F:7:LEU:HD12	1.73	0.70
3:F:299:HIS:O	3:F:306:HIS:O	2.09	0.70
1:G:75:ILE:HD11	1:G:78:LEU:HB2	1.74	0.70
1:G:132:VAL:CG1	1:G:279:ILE:HA	2.21	0.70
1:G:254:SER:C	2:H:265:LEU:HD11	2.12	0.70
3:I:229:THR:HA	3:I:232:VAL:HG23	1.73	0.70
4:J:10:LEU:HD13	4:J:64:LEU:CD2	2.21	0.70
4:J:59:TRP:CD2	4:J:115:MET:HB2	2.26	0.70
4:J:241:PHE:CE1	4:J:450:CYS:HB3	2.26	0.70
3:K:37:LEU:HA	3:K:53:ASN:O	1.89	0.70
2:M:50:GLU:O	2:M:129:SER:HA	1.90	0.70
3:N:257:LEU:HD12	3:N:257:LEU:C	2.10	0.70
3:N:287:SER:O	3:N:291:VAL:HG23	1.90	0.70
4:O:10:LEU:HD13	4:O:64:LEU:CD2	2.21	0.70
4:O:62:TYR:HD1	4:O:62:TYR:C	1.94	0.70
4:O:289:VAL:O	4:O:293:SER:HB3	1.90	0.70
3:P:35:LEU:HD23	3:P:35:LEU:C	2.11	0.70
3:P:410:LEU:HD13	3:P:414:PHE:HD2	1.56	0.70
1:Q:75:ILE:HD11	1:Q:78:LEU:HB2	1.73	0.70
1:Q:290:LEU:HD11	1:Q:453:SER:CB	2.21	0.70
2:R:33:ILE:HG22	2:R:160:MET:SD	2.31	0.70
3:S:15:TYR:C	3:S:16:ASN:ND2	2.44	0.70
3:S:292:THR:O	3:S:296:ILE:HG12	1.91	0.70
4:T:311:PRO:CG	4:T:440:VAL:HG22	2.20	0.70
3:U:43:VAL:HG13	3:U:50:VAL:CG2	2.21	0.70
1:V:56:LEU:HD21	1:V:103:THR:HG23	1.72	0.70
1:V:95:ASN:CA	1:V:127:SER:H	2.03	0.70
3:X:106:THR:HG22	3:X:107:LYS:N	2.02	0.70
3:X:239:SER:CB	4:Y:314:HIS:HB2	2.21	0.70
4:Y:30:VAL:O	4:Y:158:GLN:HG3	1.91	0.70
4:Y:47:GLU:CA	4:Y:129:ILE:HD11	2.15	0.70
4:Y:94:ASN:ND2	4:Y:143:LEU:HD23	2.06	0.70
4:Y:152:ALA:HB2	4:Y:206:GLN:H	1.55	0.70
4:Y:173:ASP:N	4:Y:174:PRO:HD2	2.06	0.70

Continued on next page...

Continued from previous page...

Atom-1	Atom-2	Interatomic distance (Å)	Clash overlap (Å)
3:Z:35:LEU:HD23	3:Z:35:LEU:C	2.11	0.70
3:Z:221:PRO:CA	3:Z:224:LEU:HB3	2.21	0.70
1:0:118:TRP:CD1	1:0:120:PRO:HD3	2.26	0.70
3:2:167:LEU:CD1	3:2:178:MET:HB3	2.11	0.70
3:2:229:THR:HA	3:2:232:VAL:HG23	1.73	0.70
3:2:239:SER:CB	4:3:314:HIS:HB2	2.21	0.70
4:3:136:PHE:CE1	4:3:285:TYR:OH	2.42	0.70
1:B:95:ASN:CA	1:B:127:SER:H	2.03	0.70
3:D:157:SER:HA	3:D:199:LEU:HD12	1.72	0.70
3:D:235:LEU:CD2	4:E:308:LEU:HG	2.21	0.70
3:F:131:ILE:CD1	3:F:140:GLN:HG2	2.21	0.70
2:H:180:ASP:OD2	2:H:219:LEU:HD22	1.92	0.70
3:I:38:ILE:HD11	4:J:199:THR:HG21	1.74	0.70
3:I:40:LEU:HD22	3:I:52:THR:OG1	1.90	0.70
3:I:396:ALA:O	3:I:399:TRP:HB2	1.90	0.70
3:I:419:ILE:O	3:I:422:THR:HG22	1.91	0.70
4:J:34:LEU:HB2	4:J:210:PHE:CZ	2.25	0.70
4:J:152:ALA:HB2	4:J:206:GLN:H	1.55	0.70
4:J:311:PRO:CG	4:J:440:VAL:HG22	2.20	0.70
3:K:31:ILE:CG1	3:K:60:TRP:HB3	2.21	0.70
3:K:95:ASN:HA	3:K:127:TYR:HB3	1.73	0.70
3:K:137:PHE:CD1	3:K:210:ILE:HD12	2.26	0.70
3:K:247:ILE:CG2	3:K:248:SER:N	2.53	0.70
1:L:278:PRO:O	1:L:279:ILE:HG13	1.91	0.70
2:M:241:PHE:HA	2:M:244:ALA:HB3	1.72	0.70
2:M:305:ASN:O	2:M:309:VAL:HG23	1.90	0.70
2:M:426:THR:O	2:M:429:ILE:CG1	2.39	0.70
2:M:455:ARG:O	2:M:459:PHE:HD1	1.73	0.70
3:N:201:ILE:O	3:N:203:TYR:CE1	2.44	0.70
3:N:239:SER:CB	4:O:314:HIS:HB2	2.21	0.70
3:N:415:MET:O	3:N:419:ILE:HG23	1.90	0.70
4:O:222:ILE:HG23	4:O:223:ILE:H	1.55	0.70
4:O:236:VAL:C	4:O:239:VAL:HG23	2.10	0.70
4:O:251:CYS:SG	4:O:252:THR:N	2.64	0.70
3:P:221:PRO:CA	3:P:224:LEU:HB3	2.21	0.70
2:R:162:LEU:H	2:R:199:LYS:HG2	1.56	0.70
2:R:282:ALA:O	2:R:285:VAL:O	2.08	0.70
3:S:229:THR:HA	3:S:232:VAL:HG23	1.73	0.70
3:S:235:LEU:CD2	4:T:308:LEU:HG	2.21	0.70
3:S:287:SER:O	3:S:290:ILE:HG12	1.91	0.70
3:S:287:SER:O	3:S:291:VAL:HG23	1.90	0.70

Continued on next page...

Continued from previous page...

Atom-1	Atom-2	Interatomic distance (Å)	Clash overlap (Å)
4:T:42:LEU:HD22	4:T:183:TRP:CE2	2.26	0.70
4:T:70:GLU:OE1	4:T:70:GLU:HA	1.92	0.70
3:U:31:ILE:CG1	3:U:60:TRP:HB3	2.21	0.70
3:U:243:MET:HG2	3:U:244:THR:H	1.56	0.70
2:W:69:TRP:HE3	2:W:73:GLU:HB3	1.55	0.70
2:W:115:ASN:H	2:W:115:ASN:ND2	1.85	0.70
3:X:149:TRP:CG	3:X:150:THR:N	2.59	0.70
3:X:235:LEU:CD2	4:Y:308:LEU:HG	2.21	0.70
3:X:249:VAL:O	3:X:253:LEU:HB3	1.90	0.70
4:Y:47:GLU:O	4:Y:126:THR:HG23	1.92	0.70
4:Y:55:ILE:CG2	4:Y:119:PRO:HG2	2.21	0.70
3:Z:413:VAL:HG13	3:Z:416:LEU:HD23	1.72	0.70
1:O:95:ASN:CA	1:O:127:SER:H	2.03	0.70
2:1:462:THR:O	2:1:466:VAL:HG23	1.90	0.70
3:2:15:TYR:C	3:2:16:ASN:ND2	2.44	0.70
4:3:147:SER:O	4:3:205:PHE:HE2	1.74	0.70
4:3:183:TRP:HB2	4:3:216:ARG:CG	2.06	0.70
3:A:93:TYR:CD2	3:A:145:LYS:HB3	2.27	0.70
1:B:132:VAL:CG1	1:B:279:ILE:HA	2.21	0.70
1:B:281:ILE:HD12	1:B:281:ILE:N	2.07	0.70
1:B:284:LEU:HA	1:B:287:ILE:HG13	1.72	0.70
2:C:115:ASN:HD22	2:C:115:ASN:N	1.74	0.70
2:C:162:LEU:H	2:C:199:LYS:HG2	1.56	0.70
2:C:180:ASP:OD2	2:C:219:LEU:HD22	1.92	0.70
3:D:92:LEU:HD21	3:D:124:PHE:CZ	2.26	0.70
3:D:287:SER:O	3:D:290:ILE:HG12	1.91	0.70
4:E:103:TYR:C	4:E:104:TYR:CD1	2.64	0.70
1:G:60:TRP:HH2	1:G:85:VAL:HG21	1.55	0.70
1:G:132:VAL:HG12	1:G:279:ILE:CA	2.21	0.70
1:G:195:LYS:HA	1:G:207:VAL:HG13	1.73	0.70
3:I:63:VAL:O	3:I:66:ARG:CD	2.39	0.70
3:I:214:PHE:CE1	3:I:267:THR:HG21	2.27	0.70
4:J:75:ASP:HB3	4:J:110:TYR:HE1	1.52	0.70
3:K:35:LEU:C	3:K:35:LEU:HD23	2.11	0.70
2:M:180:ASP:N	2:M:181:PRO:HD2	2.05	0.70
1:Q:251:LEU:HD12	1:Q:251:LEU:O	1.91	0.70
2:R:180:ASP:OD2	2:R:219:LEU:HD22	1.92	0.70
2:R:302:VAL:C	2:R:306:CYS:HG	1.93	0.70
4:T:34:LEU:HB2	4:T:210:PHE:CZ	2.25	0.70
4:T:47:GLU:O	4:T:126:THR:HG23	1.92	0.70
4:T:241:PHE:CE1	4:T:450:CYS:HB3	2.26	0.70

Continued on next page...

Continued from previous page...

Atom-1	Atom-2	Interatomic distance (Å)	Clash overlap (Å)
1:V:75:ILE:HD11	1:V:78:LEU:HB2	1.73	0.70
1:V:132:VAL:HG12	1:V:279:ILE:CA	2.22	0.70
1:V:281:ILE:HD12	1:V:281:ILE:N	2.07	0.70
2:W:62:TRP:CZ2	2:W:88:TRP:O	2.45	0.70
4:Y:140:ASN:C	4:Y:140:ASN:ND2	2.45	0.70
4:Y:236:VAL:C	4:Y:239:VAL:HG23	2.10	0.70
3:Z:95:ASN:HA	3:Z:127:TYR:HB3	1.73	0.70
3:Z:299:HIS:O	3:Z:306:HIS:O	2.09	0.70
1:O:60:TRP:HH2	1:O:85:VAL:HG21	1.56	0.70
1:O:241:LEU:N	1:O:242:PRO:HD2	2.06	0.70
2:1:481:PRO:O	2:1:484:LYS:HB3	1.92	0.70
3:2:63:VAL:O	3:2:66:ARG:CD	2.39	0.70
3:2:146:LEU:HD22	3:2:203:TYR:CZ	2.26	0.70
4:3:10:LEU:HD13	4:3:64:LEU:CD2	2.21	0.70
4:3:34:LEU:HB2	4:3:210:PHE:CZ	2.25	0.70
4:3:261:GLN:HE21	4:3:265:LEU:HG	1.54	0.70
3:A:17:LYS:NZ	3:A:83:ASP:HB3	2.05	0.70
3:A:294:VAL:CG1	3:A:295:VAL:N	2.55	0.70
3:A:299:HIS:O	3:A:306:HIS:O	2.09	0.70
2:C:180:ASP:N	2:C:181:PRO:HD2	2.05	0.70
3:D:35:LEU:CD2	3:D:164:ARG:HH12	1.98	0.70
4:E:32:LEU:HD12	4:E:208:ILE:HD11	1.72	0.70
1:G:144:MET:HE1	1:G:211:LEU:HD21	1.72	0.70
2:H:62:TRP:CZ2	2:H:88:TRP:O	2.44	0.70
2:H:299:VAL:O	2:H:302:VAL:HG23	1.91	0.70
2:H:305:ASN:O	2:H:309:VAL:HG23	1.91	0.70
2:H:426:THR:O	2:H:429:ILE:CG1	2.38	0.70
2:H:463:PRO:O	2:H:467:LEU:HD23	1.90	0.70
3:I:253:LEU:CD2	3:I:254:THR:N	2.52	0.70
4:J:163:GLU:CD	4:J:163:GLU:H	1.91	0.70
3:K:41:ILE:HD11	3:K:51:GLU:CG	2.20	0.70
3:K:166:ASP:OD2	3:K:178:MET:HE1	1.91	0.70
2:M:58:MET:SD	2:M:92:ILE:HD12	2.30	0.70
2:M:481:PRO:O	2:M:484:LYS:HB3	1.92	0.70
3:N:63:VAL:O	3:N:66:ARG:CD	2.39	0.70
4:O:173:ASP:N	4:O:174:PRO:HD2	2.06	0.70
1:Q:132:VAL:HG12	1:Q:279:ILE:CA	2.22	0.70
1:Q:449:ILE:HA	1:Q:452:PHE:CD2	2.27	0.70
2:R:62:TRP:CZ2	2:R:88:TRP:O	2.44	0.70
2:R:102:TYR:HE1	2:R:106:TYR:HB3	1.54	0.70
2:R:130:CYS:SG	2:R:146:LEU:CD1	2.78	0.70

Continued on next page...

Continued from previous page...

Atom-1	Atom-2	Interatomic distance (Å)	Clash overlap (Å)
2:R:426:THR:O	2:R:429:ILE:CG1	2.38	0.70
2:R:478:PHE:CD1	2:R:478:PHE:C	2.64	0.70
3:S:201:ILE:O	3:S:203:TYR:CE1	2.44	0.70
4:T:140:ASN:HD22	4:T:141:CYS:N	1.89	0.70
4:T:173:ASP:N	4:T:174:PRO:HD2	2.06	0.70
3:U:64:ARG:CA	3:U:66:ARG:HH11	2.02	0.70
1:V:251:LEU:O	1:V:251:LEU:HD12	1.91	0.70
2:W:282:ALA:O	2:W:285:VAL:O	2.08	0.70
4:Y:103:TYR:CG	4:Y:104:TYR:N	2.58	0.70
3:Z:57:ARG:HA	3:Z:119:THR:CG2	2.12	0.70
3:Z:137:PHE:CD1	3:Z:210:ILE:HD12	2.26	0.70
3:Z:209:ARG:C	3:Z:210:ILE:HG13	2.12	0.70
3:Z:233:PHE:O	3:Z:236:PRO:CG	2.40	0.70
3:Z:247:ILE:CG2	3:Z:248:SER:N	2.53	0.70
1:0:4:GLU:OE1	1:0:8:LEU:HG	1.91	0.70
1:0:449:ILE:HA	1:0:452:PHE:CD2	2.27	0.70
2:1:63:TYR:HE1	2:1:116:GLY:HA3	1.56	0.70
4:3:42:LEU:HD22	4:3:183:TRP:CZ2	2.26	0.70
3:A:35:LEU:HD23	3:A:35:LEU:C	2.11	0.70
3:A:79:ARG:HH11	3:A:107:LYS:HZ2	1.39	0.70
1:B:60:TRP:HH2	1:B:85:VAL:HG21	1.55	0.70
1:B:131:LYS:HB3	1:B:133:MET:CG	2.20	0.70
2:C:455:ARG:O	2:C:459:PHE:HD1	1.73	0.70
3:D:257:LEU:HD12	3:D:257:LEU:C	2.10	0.70
3:F:137:PHE:CD1	3:F:210:ILE:HD12	2.26	0.70
1:G:118:TRP:CD1	1:G:120:PRO:HD3	2.26	0.70
1:G:264:LEU:O	1:G:267:ALA:HB3	1.92	0.70
2:H:200:ASN:ND2	2:H:201:ILE:H	1.88	0.70
4:J:183:TRP:HB3	4:J:216:ARG:NE	2.04	0.70
3:K:93:TYR:CD2	3:K:145:LYS:HB3	2.27	0.70
1:L:132:VAL:HG12	1:L:279:ILE:CA	2.22	0.70
1:L:132:VAL:CG1	1:L:279:ILE:HA	2.21	0.70
1:L:269:LYS:HD2	1:L:270:VAL:N	2.06	0.70
2:M:62:TRP:CZ2	2:M:88:TRP:O	2.44	0.70
2:M:70:ASN:O	2:M:74:TYR:HB3	1.91	0.70
2:M:102:TYR:HE1	2:M:106:TYR:HB3	1.54	0.70
2:M:180:ASP:OD2	2:M:219:LEU:HD22	1.91	0.70
2:M:199:LYS:HZ3	2:M:200:ASN:HA	1.56	0.70
3:N:146:LEU:HD22	3:N:203:TYR:CZ	2.26	0.70
3:N:214:PHE:CE1	3:N:267:THR:HG21	2.27	0.70
4:O:10:LEU:O	4:O:14:TYR:N	2.23	0.70

Continued on next page...

Continued from previous page...

Atom-1	Atom-2	Interatomic distance (Å)	Clash overlap (Å)
4:O:122:ILE:O	4:O:122:ILE:HG12	1.90	0.70
4:O:149:THR:CG2	4:O:150:TYR:H	2.03	0.70
3:P:166:ASP:OD2	3:P:178:MET:CE	2.40	0.70
1:Q:254:SER:C	2:R:265:LEU:HD11	2.12	0.70
3:S:130:ILE:HB	3:S:134:HIS:HB2	1.73	0.70
4:T:94:ASN:ND2	4:T:143:LEU:HD23	2.06	0.70
4:T:149:THR:CG2	4:T:150:TYR:H	2.03	0.70
3:U:4:GLU:HA	3:U:7:LEU:CD1	2.22	0.70
3:U:410:LEU:HD13	3:U:414:PHE:HD2	1.56	0.70
1:V:95:ASN:CB	1:V:126:SER:HB2	2.15	0.70
1:V:416:GLU:OE1	2:W:433:ILE:HD13	1.92	0.70
3:X:244:THR:HG23	3:X:245:LEU:N	2.06	0.70
1:O:264:LEU:O	1:O:267:ALA:HB3	1.92	0.70
2:1:33:ILE:HG22	2:1:160:MET:SD	2.31	0.70
2:1:93:VAL:HG21	2:1:151:LEU:HD13	1.73	0.70
2:1:282:ALA:O	2:1:285:VAL:O	2.08	0.70
3:2:60:TRP:CZ3	3:2:116:ILE:HG13	2.27	0.70
3:2:130:ILE:HB	3:2:134:HIS:HB2	1.73	0.70
1:B:135:PHE:N	1:B:279:ILE:HD13	2.07	0.70
1:B:160:HIS:NE2	1:B:209:PHE:HE1	1.90	0.70
1:B:281:ILE:HG22	1:B:285:MET:CA	2.22	0.70
1:B:416:GLU:OE1	2:C:433:ILE:HD13	1.92	0.70
2:C:50:GLU:O	2:C:129:SER:HA	1.90	0.70
3:D:40:LEU:HD22	3:D:52:THR:OG1	1.90	0.70
3:F:31:ILE:CG1	3:F:60:TRP:HB3	2.21	0.70
3:F:243:MET:HG2	3:F:244:THR:H	1.57	0.70
1:G:95:ASN:CA	1:G:127:SER:H	2.03	0.70
1:G:241:LEU:N	1:G:242:PRO:HD2	2.06	0.70
3:I:149:TRP:CG	3:I:150:THR:N	2.59	0.70
4:J:140:ASN:HD22	4:J:141:CYS:N	1.89	0.70
4:J:147:SER:O	4:J:205:PHE:HE2	1.74	0.70
4:J:231:LEU:HG	4:J:232:ILE:N	2.03	0.70
3:K:87:LEU:H	3:K:87:LEU:CD2	1.89	0.70
3:K:233:PHE:O	3:K:236:PRO:CG	2.40	0.70
3:K:243:MET:HG2	3:K:244:THR:H	1.57	0.70
3:K:299:HIS:O	3:K:306:HIS:O	2.09	0.70
1:L:291:VAL:HG12	1:L:292:ALA:N	2.06	0.70
4:O:147:SER:O	4:O:205:PHE:HE2	1.74	0.70
4:O:183:TRP:HB2	4:O:216:ARG:CG	2.06	0.70
4:O:231:LEU:HG	4:O:232:ILE:N	2.03	0.70
3:P:4:GLU:HA	3:P:7:LEU:CD1	2.22	0.70

Continued on next page...

Continued from previous page...

Atom-1	Atom-2	Interatomic distance (Å)	Clash overlap (Å)
3:P:41:ILE:HD11	3:P:51:GLU:CG	2.20	0.70
3:P:299:HIS:O	3:P:306:HIS:O	2.09	0.70
2:R:200:ASN:ND2	2:R:201:ILE:H	1.88	0.70
1:V:290:LEU:HD11	1:V:453:SER:CB	2.21	0.70
2:W:33:ILE:HG22	2:W:160:MET:SD	2.31	0.70
2:W:50:GLU:O	2:W:129:SER:HA	1.90	0.70
2:W:455:ARG:O	2:W:459:PHE:HD1	1.73	0.70
3:X:287:SER:O	3:X:291:VAL:HG23	1.90	0.70
3:X:377:GLU:HA	3:X:380:LYS:CD	2.20	0.70
4:Y:63:ARG:HB2	4:Y:63:ARG:HH11	1.56	0.70
4:Y:149:THR:CG2	4:Y:150:TYR:H	2.03	0.70
3:Z:93:TYR:CD2	3:Z:145:LYS:HB3	2.27	0.70
3:Z:243:MET:HG2	3:Z:244:THR:H	1.57	0.70
1:O:132:VAL:CG1	1:O:279:ILE:HA	2.21	0.70
2:1:77:ILE:HD12	2:1:80:LEU:HD13	1.71	0.70
3:2:92:LEU:HD21	3:2:124:PHE:CZ	2.26	0.70
3:2:235:LEU:CD2	4:3:308:LEU:HG	2.21	0.70
3:2:244:THR:HG23	3:2:245:LEU:N	2.06	0.70
4:3:265:LEU:CD2	4:3:296:ILE:HD11	2.11	0.70
3:A:251:LEU:HD13	4:E:260:ALA:CB	2.15	0.70
1:B:132:VAL:HG12	1:B:279:ILE:CA	2.22	0.70
2:C:190:TRP:CA	2:C:223:ARG:HB2	2.21	0.70
4:E:152:ALA:HB2	4:E:206:GLN:H	1.55	0.70
3:F:4:GLU:HA	3:F:7:LEU:CD1	2.22	0.70
3:F:80:LEU:O	3:F:80:LEU:HD12	1.92	0.70
3:F:227:PHE:CA	3:F:230:VAL:HB	2.22	0.70
1:G:4:GLU:OE1	1:G:8:LEU:HG	1.91	0.70
2:H:273:LEU:HD23	2:H:276:GLN:HB2	1.73	0.70
3:I:60:TRP:CZ3	3:I:116:ILE:HG13	2.27	0.70
4:J:67:ASN:H	4:J:67:ASN:ND2	1.84	0.70
1:L:264:LEU:O	1:L:267:ALA:HB3	1.92	0.70
2:M:162:LEU:H	2:M:199:LYS:HG2	1.56	0.70
4:O:27:VAL:CG1	4:O:154:GLU:N	2.52	0.70
3:P:93:TYR:CD2	3:P:145:LYS:HB3	2.27	0.70
3:P:145:LYS:HZ2	3:P:202:THR:HG23	1.55	0.70
3:P:227:PHE:CA	3:P:230:VAL:HB	2.22	0.70
1:Q:264:LEU:O	1:Q:267:ALA:HB3	1.92	0.70
1:Q:278:PRO:O	1:Q:279:ILE:HG13	1.91	0.70
1:Q:281:ILE:HG22	1:Q:285:MET:CA	2.22	0.70
2:R:70:ASN:O	2:R:74:TYR:HB3	1.91	0.70
2:R:190:TRP:CA	2:R:223:ARG:HB2	2.21	0.70

Continued on next page...

Continued from previous page...

Atom-1	Atom-2	Interatomic distance (Å)	Clash overlap (Å)
2:R:201:ILE:O	2:R:202:TYR:CD1	2.45	0.70
3:S:377:GLU:HA	3:S:380:LYS:CD	2.20	0.70
4:T:63:ARG:HB2	4:T:63:ARG:HH11	1.56	0.70
4:T:152:ALA:HB2	4:T:206:GLN:H	1.55	0.70
3:U:137:PHE:CD1	3:U:210:ILE:HD12	2.26	0.70
1:V:269:LYS:HD2	1:V:270:VAL:N	2.06	0.70
2:W:33:ILE:HG12	2:W:62:TRP:HB3	1.73	0.70
2:W:148:PHE:HB2	2:W:215:VAL:HG23	1.67	0.70
2:W:162:LEU:H	2:W:199:LYS:HG2	1.56	0.70
2:W:273:LEU:HD23	2:W:276:GLN:HB2	1.73	0.70
3:X:157:SER:HA	3:X:199:LEU:HD12	1.72	0.70
4:Y:122:ILE:O	4:Y:122:ILE:HG12	1.90	0.70
4:Y:147:SER:O	4:Y:205:PHE:HE2	1.74	0.70
4:Y:238:LEU:O	4:Y:242:LEU:HB3	1.90	0.70
3:Z:4:GLU:HA	3:Z:7:LEU:HD12	1.73	0.70
1:0:278:PRO:O	1:0:279:ILE:HG13	1.91	0.70
2:1:97:ASN:ND2	2:1:146:LEU:CG	2.48	0.70
2:1:201:ILE:O	2:1:202:TYR:CD1	2.45	0.70
3:2:419:ILE:O	3:2:422:THR:HG22	1.91	0.70
4:3:94:ASN:ND2	4:3:125:SER:HB2	2.01	0.70
4:3:260:ALA:CB	3:Z:251:LEU:HD13	2.15	0.70
3:A:4:GLU:HA	3:A:7:LEU:CD1	2.22	0.70
1:B:75:ILE:HD11	1:B:78:LEU:HB2	1.73	0.70
1:B:254:SER:C	2:C:265:LEU:HD11	2.12	0.70
2:C:93:VAL:HG21	2:C:151:LEU:HD13	1.73	0.70
2:C:204:ASP:OD1	2:C:205:LYS:HD3	1.92	0.70
2:C:273:LEU:HD23	2:C:276:GLN:HB2	1.73	0.70
2:C:478:PHE:CD1	2:C:478:PHE:C	2.64	0.70
3:D:1:SER:H3	3:D:4:GLU:HB2	1.56	0.70
4:E:10:LEU:HD13	4:E:64:LEU:CD2	2.21	0.70
4:E:59:TRP:CD2	4:E:115:MET:HB2	2.26	0.70
4:E:122:ILE:O	4:E:122:ILE:HG12	1.90	0.70
4:E:140:ASN:HD22	4:E:141:CYS:N	1.89	0.70
1:G:251:LEU:HD12	1:G:251:LEU:O	1.91	0.70
2:H:33:ILE:HG22	2:H:160:MET:SD	2.32	0.70
3:I:252:SER:HB2	4:J:259:LEU:HD13	1.73	0.70
3:I:377:GLU:HA	3:I:380:LYS:CD	2.20	0.70
4:J:27:VAL:CG1	4:J:153:HIS:O	2.40	0.70
2:M:33:ILE:HG12	2:M:62:TRP:HB3	1.73	0.70
2:M:434:LYS:CE	2:M:435:GLU:HG2	2.20	0.70
3:N:229:THR:HA	3:N:232:VAL:HG23	1.73	0.70

Continued on next page...

Continued from previous page...

Atom-1	Atom-2	Interatomic distance (Å)	Clash overlap (Å)
3:N:252:SER:HB2	4:O:259:LEU:HD13	1.73	0.70
3:N:396:ALA:O	3:N:399:TRP:HB2	1.90	0.70
4:O:30:VAL:O	4:O:158:GLN:HG3	1.91	0.70
4:O:42:LEU:HD22	4:O:183:TRP:CE2	2.26	0.70
4:O:75:ASP:HB3	4:O:110:TYR:HE1	1.52	0.70
3:P:4:GLU:HA	3:P:7:LEU:HD12	1.73	0.70
3:P:43:VAL:HG13	3:P:50:VAL:CG2	2.20	0.70
3:P:57:ARG:HA	3:P:119:THR:CG2	2.12	0.70
3:P:80:LEU:HD12	3:P:80:LEU:O	1.92	0.70
3:P:209:ARG:C	3:P:210:ILE:HG13	2.12	0.70
3:S:45:GLU:O	3:S:272:PRO:HG3	1.90	0.70
3:S:146:LEU:HD22	3:S:203:TYR:CZ	2.26	0.70
3:S:214:PHE:CE1	3:S:267:THR:HG21	2.27	0.70
3:S:252:SER:HB2	4:T:259:LEU:HD13	1.73	0.70
4:T:27:VAL:CG1	4:T:153:HIS:O	2.40	0.70
4:T:140:ASN:C	4:T:140:ASN:ND2	2.45	0.70
3:U:209:ARG:C	3:U:210:ILE:HG13	2.12	0.70
3:U:227:PHE:CA	3:U:230:VAL:HB	2.22	0.70
1:V:4:GLU:OE1	1:V:8:LEU:HG	1.91	0.70
1:V:291:VAL:HG12	1:V:292:ALA:N	2.06	0.70
3:X:63:VAL:O	3:X:66:ARG:CD	2.39	0.70
3:X:245:LEU:HD21	4:Y:255:ILE:CG2	2.20	0.70
4:Y:59:TRP:C	4:Y:60:ASN:ND2	2.35	0.70
3:Z:43:VAL:HG13	3:Z:50:VAL:CG2	2.21	0.70
2:1:62:TRP:CZ2	2:1:88:TRP:O	2.45	0.70
2:1:113:ARG:CD	2:1:117:TYR:HB3	2.22	0.70
2:1:160:MET:H	2:1:213:GLN:CB	2.04	0.70
2:1:180:ASP:OD2	2:1:219:LEU:HD22	1.92	0.70
4:3:122:ILE:HG12	4:3:122:ILE:O	1.90	0.70
3:A:137:PHE:CD1	3:A:210:ILE:HD12	2.26	0.70
1:B:20:ARG:H	1:B:20:ARG:CD	2.03	0.70
1:B:160:HIS:HE2	1:B:209:PHE:HE1	1.36	0.70
1:B:238:VAL:CG1	1:B:248:LYS:HZ2	2.02	0.70
1:B:290:LEU:HD11	1:B:453:SER:CB	2.21	0.70
4:E:147:SER:O	4:E:205:PHE:HE2	1.74	0.70
1:G:175:ILE:HG12	1:G:177:GLN:H	1.56	0.70
1:G:416:GLU:OE1	2:H:433:ILE:HD13	1.92	0.70
1:G:449:ILE:HA	1:G:452:PHE:CD2	2.27	0.70
3:I:235:LEU:CD2	4:J:308:LEU:HG	2.21	0.70
1:L:72:TYR:HD1	1:L:112:HIS:HB2	1.57	0.70
1:L:135:PHE:N	1:L:279:ILE:HD13	2.07	0.70

Continued on next page...

Continued from previous page...

Atom-1	Atom-2	Interatomic distance (Å)	Clash overlap (Å)
1:L:153:THR:CB	1:L:204:TYR:HB2	2.10	0.70
2:M:457:SER:O	2:M:461:ILE:HG13	1.92	0.70
3:N:408:HIS:O	3:N:412:CYS:SG	2.50	0.70
4:O:63:ARG:HB2	4:O:63:ARG:HH11	1.56	0.70
3:P:141:ASN:HA	3:P:205:PHE:O	1.90	0.70
3:S:239:SER:CB	4:T:314:HIS:HB2	2.21	0.70
3:S:408:HIS:O	3:S:412:CYS:SG	2.50	0.70
4:T:55:ILE:CG2	4:T:119:PRO:HG2	2.21	0.70
3:U:166:ASP:OD2	3:U:178:MET:CE	2.40	0.70
3:U:299:HIS:O	3:U:306:HIS:O	2.09	0.70
1:V:118:TRP:CD1	1:V:120:PRO:HD3	2.26	0.70
1:V:241:LEU:N	1:V:242:PRO:HD2	2.06	0.70
1:V:254:SER:C	2:W:265:LEU:HD11	2.12	0.70
1:V:284:LEU:HA	1:V:287:ILE:HG13	1.72	0.70
2:W:58:MET:HE1	2:W:105:ALA:O	1.91	0.70
2:W:160:MET:H	2:W:213:GLN:CB	2.04	0.70
2:W:204:ASP:OD1	2:W:205:LYS:HD3	1.92	0.70
2:W:230:ILE:CG1	2:W:231:ASN:H	2.05	0.70
3:X:102:ILE:HG13	4:Y:98:GLN:HE21	1.53	0.70
3:X:408:HIS:O	3:X:412:CYS:SG	2.50	0.70
1:O:281:ILE:HD12	1:O:281:ILE:N	2.07	0.70
3:2:46:VAL:HG22	3:2:272:PRO:HD3	1.74	0.70
3:2:111:ASP:OD2	3:2:115:LYS:HD3	1.92	0.70
4:3:42:LEU:HD22	4:3:183:TRP:CE2	2.26	0.70
4:3:134:PHE:N	4:3:135:PRO:CD	2.55	0.70
3:A:410:LEU:HD13	3:A:414:PHE:HD2	1.56	0.70
1:B:100:PHE:HB2	1:B:103:THR:HB	1.74	0.70
1:B:264:LEU:O	1:B:267:ALA:HB3	1.92	0.70
2:C:305:ASN:O	2:C:309:VAL:HG23	1.91	0.70
4:E:42:LEU:HD22	4:E:183:TRP:CE2	2.26	0.70
3:F:166:ASP:OD2	3:F:178:MET:CE	2.40	0.70
3:F:187:TRP:CH2	3:F:189:TYR:CB	2.75	0.70
3:F:245:LEU:HD21	1:G:253:ILE:HB	1.74	0.70
1:G:28:LYS:HB3	1:G:156:VAL:N	2.07	0.70
1:G:185:GLN:HB3	1:G:217:PRO:HB3	1.74	0.70
1:G:281:ILE:HD12	1:G:281:ILE:N	2.07	0.70
2:H:69:TRP:CB	2:H:73:GLU:HB2	2.18	0.70
2:H:160:MET:H	2:H:213:GLN:CB	2.04	0.70
2:H:478:PHE:CD1	2:H:478:PHE:C	2.64	0.70
3:I:45:GLU:O	3:I:272:PRO:HG3	1.90	0.70
3:K:136:PRO:HB2	3:K:138:ASP:OD1	1.92	0.70

Continued on next page...

Continued from previous page...

Atom-1	Atom-2	Interatomic distance (Å)	Clash overlap (Å)
3:K:145:LYS:HZ2	3:K:202:THR:CG2	2.05	0.70
2:M:33:ILE:HG22	2:M:160:MET:SD	2.31	0.70
2:M:97:ASN:ND2	2:M:146:LEU:CG	2.48	0.70
2:M:230:ILE:CG1	2:M:231:ASN:H	2.05	0.70
3:N:46:VAL:HG22	3:N:272:PRO:HD3	1.74	0.70
4:O:32:LEU:HD12	4:O:208:ILE:HD11	1.72	0.70
4:O:94:ASN:ND2	4:O:125:SER:HB2	2.01	0.70
4:O:195:ASN:CB	4:O:205:PHE:H	2.02	0.70
3:P:1:SER:H3	3:P:4:GLU:HB2	1.56	0.70
3:P:148:ILE:HG22	3:P:198:TYR:HB2	1.71	0.70
1:Q:4:GLU:OE1	1:Q:8:LEU:HG	1.92	0.70
1:Q:281:ILE:N	1:Q:281:ILE:HD12	2.07	0.70
3:S:149:TRP:CG	3:S:150:THR:N	2.59	0.70
3:U:4:GLU:HA	3:U:7:LEU:HD12	1.73	0.70
3:U:76:LYS:HG3	3:U:112:TYR:CE2	2.27	0.70
3:U:93:TYR:CD2	3:U:145:LYS:HB3	2.27	0.70
1:V:160:HIS:CB	1:V:195:LYS:HE2	2.22	0.70
1:V:449:ILE:HA	1:V:452:PHE:CD2	2.27	0.70
2:W:190:TRP:CA	2:W:223:ARG:HB2	2.21	0.70
2:W:201:ILE:O	2:W:202:TYR:CD1	2.45	0.70
3:X:253:LEU:HD23	3:X:254:THR:CA	2.22	0.70
4:Y:27:VAL:CG1	4:Y:153:HIS:O	2.40	0.70
3:Z:80:LEU:O	3:Z:80:LEU:HD12	1.92	0.70
2:1:230:ILE:CG1	2:1:231:ASN:H	2.05	0.69
3:2:46:VAL:HA	3:2:272:PRO:HD3	1.73	0.69
3:2:137:PHE:CA	3:2:435:GLN:HG3	2.22	0.69
3:2:157:SER:HA	3:2:199:LEU:HD12	1.72	0.69
3:2:250:LEU:CA	3:2:253:LEU:HD22	2.22	0.69
4:3:44:GLU:CA	4:3:129:ILE:HD12	2.20	0.69
4:3:47:GLU:O	4:3:126:THR:HG23	1.91	0.69
3:A:136:PRO:HB2	3:A:138:ASP:OD1	1.92	0.69
1:B:160:HIS:CB	1:B:195:LYS:HE2	2.22	0.69
2:C:33:ILE:HG22	2:C:160:MET:SD	2.32	0.69
4:E:27:VAL:CG1	4:E:153:HIS:O	2.40	0.69
4:E:103:TYR:CG	4:E:104:TYR:N	2.58	0.69
4:E:151:ASN:O	4:E:153:HIS:N	2.25	0.69
1:G:135:PHE:N	1:G:279:ILE:HD13	2.07	0.69
3:I:48:GLN:HB2	3:I:128:CYS:O	1.92	0.69
3:I:80:LEU:HD22	3:I:110:LEU:HD23	1.74	0.69
3:I:111:ASP:OD2	3:I:115:LYS:HD3	1.92	0.69
4:J:239:VAL:N	4:J:242:LEU:HD23	2.07	0.69

Continued on next page...

Continued from previous page...

Atom-1	Atom-2	Interatomic distance (Å)	Clash overlap (Å)
4:J:265:LEU:CD2	4:J:296:ILE:HD11	2.11	0.69
3:K:35:LEU:HD13	3:K:203:TYR:OH	1.92	0.69
1:L:185:GLN:HB3	1:L:217:PRO:HB3	1.74	0.69
2:M:160:MET:H	2:M:213:GLN:CG	2.05	0.69
1:Q:135:PHE:N	1:Q:279:ILE:HD13	2.07	0.69
1:Q:195:LYS:HA	1:Q:207:VAL:HG13	1.73	0.69
1:Q:308:SER:CB	1:Q:311:THR:HG22	2.22	0.69
1:Q:416:GLU:OE1	2:R:433:ILE:HD13	1.92	0.69
2:R:481:PRO:O	2:R:484:LYS:HB3	1.92	0.69
3:S:37:LEU:H	3:S:164:ARG:HH22	1.40	0.69
4:T:47:GLU:CA	4:T:129:ILE:HD11	2.15	0.69
3:U:80:LEU:HD12	3:U:80:LEU:O	1.92	0.69
2:W:296:MET:HA	2:W:296:MET:HE2	1.72	0.69
3:X:38:ILE:HD11	4:Y:199:THR:HG21	1.74	0.69
3:X:45:GLU:O	3:X:272:PRO:HG3	1.91	0.69
3:X:214:PHE:CE1	3:X:267:THR:HG21	2.27	0.69
3:X:229:THR:HA	3:X:232:VAL:HG23	1.73	0.69
3:X:419:ILE:O	3:X:422:THR:HG22	1.91	0.69
4:Y:297:VAL:O	4:Y:301:VAL:HG22	1.92	0.69
1:0:253:ILE:HB	3:Z:245:LEU:HD21	1.74	0.69
1:0:254:SER:C	2:1:265:LEU:HD11	2.12	0.69
1:0:290:LEU:HD11	1:0:453:SER:CB	2.21	0.69
2:1:69:TRP:HE3	2:1:73:GLU:HB3	1.55	0.69
3:2:408:HIS:O	3:2:412:CYS:SG	2.50	0.69
4:3:265:LEU:HD21	4:3:296:ILE:CD1	2.11	0.69
3:A:175:GLU:HA	3:A:175:GLU:OE1	1.89	0.69
2:C:69:TRP:CZ2	2:C:112:VAL:CG1	2.69	0.69
3:D:111:ASP:OD2	3:D:115:LYS:HD3	1.92	0.69
3:D:303:PRO:HD2	3:D:400:LYS:CD	2.22	0.69
3:F:121:PRO:CB	1:G:149:TYR:CZ	2.74	0.69
3:F:221:PRO:CA	3:F:224:LEU:HB3	2.21	0.69
1:G:48:GLU:HA	1:G:130:ILE:HG12	1.72	0.69
2:H:93:VAL:HG21	2:H:151:LEU:HD13	1.73	0.69
2:H:434:LYS:CE	2:H:435:GLU:HG2	2.20	0.69
3:I:92:LEU:N	3:I:92:LEU:CD2	2.53	0.69
4:J:289:VAL:O	4:J:293:SER:HB3	1.90	0.69
3:K:294:VAL:CG1	3:K:295:VAL:N	2.55	0.69
1:L:40:LEU:HD13	1:L:41:LEU:N	2.07	0.69
1:L:75:ILE:HD11	1:L:78:LEU:HB2	1.73	0.69
1:L:238:VAL:CG1	1:L:248:LYS:HZ1	2.05	0.69
1:L:449:ILE:HA	1:L:452:PHE:CD2	2.27	0.69

Continued on next page...

Continued from previous page...

Atom-1	Atom-2	Interatomic distance (Å)	Clash overlap (Å)
2:M:69:TRP:CZ2	2:M:112:VAL:CG1	2.69	0.69
2:M:160:MET:H	2:M:213:GLN:CB	2.04	0.69
2:M:273:LEU:HD23	2:M:276:GLN:HB2	1.73	0.69
3:N:38:ILE:HD11	4:O:199:THR:HG21	1.73	0.69
3:N:236:PRO:HA	3:N:240:GLY:HA2	1.74	0.69
3:N:419:ILE:O	3:N:422:THR:HG22	1.91	0.69
4:O:239:VAL:HG12	4:O:254:SER:OG	1.92	0.69
2:R:91:ASP:OD1	2:R:153:TYR:HE1	1.76	0.69
2:R:455:ARG:O	2:R:459:PHE:HD1	1.73	0.69
3:S:38:ILE:HD11	4:T:199:THR:HG21	1.74	0.69
3:S:48:GLN:HB2	3:S:128:CYS:O	1.92	0.69
3:S:303:PRO:HD2	3:S:400:LYS:CD	2.22	0.69
4:T:122:ILE:O	4:T:122:ILE:HG12	1.90	0.69
4:T:147:SER:O	4:T:205:PHE:HE2	1.74	0.69
3:X:46:VAL:HA	3:X:272:PRO:HD3	1.73	0.69
3:X:195:ASP:OD1	3:X:196:THR:N	2.24	0.69
1:O:135:PHE:N	1:O:279:ILE:HD13	2.07	0.69
1:O:160:HIS:CB	1:O:195:LYS:HE2	2.22	0.69
2:1:58:MET:SD	2:1:92:ILE:HD12	2.30	0.69
2:1:299:VAL:O	2:1:302:VAL:HG23	1.91	0.69
2:1:457:SER:O	2:1:461:ILE:HG13	1.92	0.69
3:2:253:LEU:CD2	3:2:254:THR:N	2.52	0.69
4:3:44:GLU:CD	4:3:133:TYR:HD2	1.96	0.69
3:A:41:ILE:HD11	3:A:51:GLU:CG	2.21	0.69
3:A:131:ILE:CD1	3:A:140:GLN:HG2	2.21	0.69
1:B:72:TYR:HD1	1:B:112:HIS:HB2	1.57	0.69
1:B:185:GLN:HB3	1:B:217:PRO:HB3	1.74	0.69
1:B:460:HIS:O	1:B:464:PRO:HG2	1.92	0.69
2:C:230:ILE:CG1	2:C:231:ASN:H	2.05	0.69
4:E:30:VAL:O	4:E:158:GLN:HG3	1.91	0.69
4:E:44:GLU:CA	4:E:129:ILE:HD12	2.20	0.69
3:F:76:LYS:HG3	3:F:112:TYR:CE2	2.27	0.69
3:F:136:PRO:HB2	3:F:138:ASP:OD1	1.92	0.69
3:F:233:PHE:O	3:F:236:PRO:CG	2.40	0.69
3:F:294:VAL:CG1	3:F:295:VAL:N	2.55	0.69
2:H:113:ARG:CD	2:H:117:TYR:HB3	2.22	0.69
3:I:102:ILE:HG13	4:J:98:GLN:HE21	1.53	0.69
3:I:292:THR:O	3:I:296:ILE:HG12	1.91	0.69
3:K:4:GLU:HA	3:K:7:LEU:CD1	2.22	0.69
1:L:104:LEU:HA	1:L:118:TRP:HH2	1.58	0.69
1:L:416:GLU:OE1	2:M:433:ILE:HD13	1.92	0.69

Continued on next page...

Continued from previous page...

Atom-1	Atom-2	Interatomic distance (Å)	Clash overlap (Å)
2:M:93:VAL:HG21	2:M:151:LEU:HD13	1.73	0.69
3:N:245:LEU:CD2	4:O:255:ILE:HG13	2.23	0.69
3:N:253:LEU:CD2	3:N:254:THR:N	2.52	0.69
4:O:44:GLU:CD	4:O:133:TYR:HD2	1.96	0.69
4:O:44:GLU:CA	4:O:129:ILE:HD12	2.20	0.69
4:O:70:GLU:HA	4:O:70:GLU:OE1	1.92	0.69
3:P:187:TRP:CH2	3:P:189:TYR:CB	2.75	0.69
3:P:233:PHE:O	3:P:236:PRO:CG	2.40	0.69
1:Q:104:LEU:HD12	1:Q:118:TRP:HH2	1.57	0.69
2:R:457:SER:O	2:R:461:ILE:HG13	1.92	0.69
3:U:187:TRP:CH2	3:U:189:TYR:CB	2.75	0.69
1:V:104:LEU:HA	1:V:118:TRP:HH2	1.57	0.69
1:V:132:VAL:CG1	1:V:279:ILE:HA	2.21	0.69
1:V:175:ILE:HG12	1:V:177:GLN:H	1.56	0.69
2:W:30:VAL:CG2	2:W:158:ILE:N	2.55	0.69
2:W:302:VAL:C	2:W:306:CYS:HG	1.94	0.69
3:Z:136:PRO:HB2	3:Z:138:ASP:OD1	1.92	0.69
1:O:152:ASP:CB	1:O:203:SER:HB3	2.23	0.69
1:O:160:HIS:NE2	1:O:209:PHE:HE1	1.90	0.69
1:O:281:ILE:HG22	1:O:285:MET:CA	2.22	0.69
3:2:303:PRO:HD2	3:2:400:LYS:CD	2.22	0.69
4:3:27:VAL:CG1	4:3:153:HIS:O	2.40	0.69
4:3:239:VAL:HG12	4:3:254:SER:OG	1.92	0.69
3:A:35:LEU:HD13	3:A:203:TYR:OH	1.93	0.69
3:A:136:PRO:HG3	3:A:274:ILE:HG21	1.74	0.69
3:A:209:ARG:C	3:A:210:ILE:HG13	2.12	0.69
3:A:230:VAL:HG22	3:A:414:PHE:CZ	2.28	0.69
3:A:296:ILE:CA	3:A:299:HIS:HB2	2.17	0.69
1:B:145:VAL:HA	1:B:207:VAL:O	1.93	0.69
1:B:251:LEU:O	1:B:251:LEU:HD12	1.91	0.69
1:B:291:VAL:HG12	1:B:292:ALA:N	2.07	0.69
2:C:160:MET:H	2:C:213:GLN:CB	2.04	0.69
3:D:94:ASN:C	3:D:94:ASN:ND2	2.46	0.69
3:D:214:PHE:CE1	3:D:267:THR:HG21	2.27	0.69
3:D:252:SER:HB2	4:E:259:LEU:HD13	1.73	0.69
4:E:44:GLU:CD	4:E:133:TYR:HD2	1.96	0.69
4:E:47:GLU:O	4:E:126:THR:HG23	1.92	0.69
3:F:209:ARG:C	3:F:210:ILE:HG13	2.12	0.69
2:H:63:TYR:HE1	2:H:116:GLY:HA3	1.55	0.69
2:H:77:ILE:HD11	2:H:80:LEU:HB2	1.74	0.69
3:I:60:TRP:CH2	3:I:86:TRP:CZ3	2.81	0.69

Continued on next page...

Continued from previous page...

Atom-1	Atom-2	Interatomic distance (Å)	Clash overlap (Å)
3:I:287:SER:O	3:I:290:ILE:HG12	1.91	0.69
4:J:55:ILE:CG2	4:J:119:PRO:HG2	2.21	0.69
4:J:297:VAL:O	4:J:301:VAL:HG22	1.92	0.69
1:L:160:HIS:NE2	1:L:209:PHE:HE1	1.90	0.69
1:L:175:ILE:HG12	1:L:177:GLN:H	1.56	0.69
1:L:444:ILE:HG23	1:L:445:THR:N	2.08	0.69
2:M:204:ASP:OD1	2:M:205:LYS:HD3	1.92	0.69
2:M:282:ALA:O	2:M:285:VAL:O	2.08	0.69
3:N:250:LEU:CA	3:N:253:LEU:HD22	2.22	0.69
4:O:103:TYR:CG	4:O:104:TYR:N	2.58	0.69
3:P:230:VAL:HG22	3:P:414:PHE:CZ	2.28	0.69
3:S:137:PHE:CA	3:S:435:GLN:HG3	2.22	0.69
3:S:236:PRO:HB2	3:S:406:ILE:CG1	2.23	0.69
3:S:253:LEU:HD23	3:S:254:THR:CA	2.22	0.69
4:T:134:PHE:N	4:T:135:PRO:CD	2.55	0.69
4:T:239:VAL:HG12	4:T:254:SER:OG	1.92	0.69
3:U:230:VAL:HG22	3:U:414:PHE:CZ	2.28	0.69
1:V:444:ILE:HG23	1:V:445:THR:H	1.57	0.69
3:X:130:ILE:HB	3:X:134:HIS:HB2	1.73	0.69
3:Z:294:VAL:CG1	3:Z:295:VAL:N	2.55	0.69
1:0:28:LYS:HB3	1:0:156:VAL:N	2.07	0.69
1:0:40:LEU:HD13	1:0:41:LEU:N	2.07	0.69
1:0:75:ILE:HD11	1:0:78:LEU:HB2	1.73	0.69
1:0:185:GLN:HB3	1:0:217:PRO:HB3	1.74	0.69
1:0:444:ILE:HG23	1:0:445:THR:N	2.08	0.69
3:2:60:TRP:CH2	3:2:86:TRP:CZ3	2.81	0.69
4:3:140:ASN:HD22	4:3:141:CYS:N	1.89	0.69
3:A:76:LYS:HG3	3:A:112:TYR:CE2	2.27	0.69
3:A:305:THR:HG1	3:A:400:LYS:HB2	1.57	0.69
3:D:80:LEU:HD22	3:D:110:LEU:HD23	1.74	0.69
3:D:244:THR:HG23	3:D:245:LEU:N	2.06	0.69
3:F:93:TYR:CD2	3:F:145:LYS:HB3	2.27	0.69
3:F:380:LYS:HD3	1:G:408:ILE:HB	1.71	0.69
1:G:160:HIS:NE2	1:G:209:PHE:CE1	2.61	0.69
2:H:230:ILE:CG1	2:H:231:ASN:H	2.05	0.69
2:H:233:ILE:HD13	2:H:233:ILE:N	2.08	0.69
3:I:35:LEU:CD2	3:I:164:ARG:HH12	1.98	0.69
3:I:131:ILE:HD11	3:I:133:THR:CB	2.20	0.69
4:J:70:GLU:OE1	4:J:70:GLU:HA	1.92	0.69
3:K:187:TRP:HZ2	3:K:196:THR:HG23	1.52	0.69
1:L:281:ILE:HD12	1:L:281:ILE:N	2.07	0.69

Continued on next page...

Continued from previous page...

Atom-1	Atom-2	Interatomic distance (Å)	Clash overlap (Å)
1:L:284:LEU:HA	1:L:287:ILE:HG13	1.72	0.69
1:L:460:HIS:O	1:L:464:PRO:HG2	1.92	0.69
3:N:178:MET:HA	3:N:207:MET:CB	2.23	0.69
2:R:30:VAL:CG2	2:R:158:ILE:N	2.55	0.69
2:R:33:ILE:HG12	2:R:62:TRP:HB3	1.73	0.69
3:S:46:VAL:HA	3:S:272:PRO:HD3	1.73	0.69
3:S:178:MET:HA	3:S:207:MET:CB	2.23	0.69
1:V:47:ASN:HB2	1:V:49:GLU:CD	2.13	0.69
3:X:40:LEU:HD22	3:X:52:THR:HG1	1.58	0.69
3:X:72:TYR:CD1	3:X:72:TYR:C	2.66	0.69
3:X:111:ASP:OD2	3:X:115:LYS:HD3	1.92	0.69
3:X:137:PHE:CA	3:X:435:GLN:HG3	2.22	0.69
3:X:178:MET:HA	3:X:207:MET:CB	2.23	0.69
3:X:303:PRO:HD2	3:X:400:LYS:CD	2.22	0.69
3:Z:60:TRP:HE1	3:Z:116:ILE:HD12	1.57	0.69
1:0:104:LEU:HA	1:0:118:TRP:HH2	1.58	0.69
1:0:136:PRO:HD3	1:0:279:ILE:HG21	1.75	0.69
1:0:145:VAL:HA	1:0:207:VAL:O	1.93	0.69
2:1:190:TRP:CA	2:1:223:ARG:HB2	2.21	0.69
2:1:204:ASP:OD1	2:1:205:LYS:HD3	1.92	0.69
3:2:48:GLN:HB2	3:2:128:CYS:O	1.93	0.69
3:2:201:ILE:O	3:2:203:TYR:CE1	2.44	0.69
3:2:236:PRO:HB2	3:2:406:ILE:CG1	2.23	0.69
3:2:236:PRO:HA	3:2:240:GLY:HA2	1.74	0.69
4:3:140:ASN:C	4:3:140:ASN:ND2	2.45	0.69
4:3:239:VAL:N	4:3:242:LEU:HD23	2.07	0.69
3:A:80:LEU:HD12	3:A:80:LEU:O	1.92	0.69
3:A:166:ASP:OD2	3:A:178:MET:CE	2.40	0.69
1:B:40:LEU:HD13	1:B:41:LEU:N	2.07	0.69
1:B:144:MET:HE1	1:B:211:LEU:HD21	1.73	0.69
1:B:444:ILE:HG23	1:B:445:THR:N	2.08	0.69
2:C:30:VAL:HG11	2:C:159:SER:HB2	1.75	0.69
2:C:58:MET:HE1	2:C:105:ALA:O	1.93	0.69
2:C:62:TRP:CZ2	2:C:88:TRP:O	2.44	0.69
2:C:160:MET:H	2:C:213:GLN:CG	2.05	0.69
3:D:167:LEU:CD1	3:D:178:MET:HB2	2.21	0.69
3:D:419:ILE:O	3:D:422:THR:HG22	1.91	0.69
4:E:10:LEU:O	4:E:14:TYR:N	2.23	0.69
4:E:239:VAL:HG12	4:E:254:SER:OG	1.92	0.69
3:F:230:VAL:HG22	3:F:414:PHE:CZ	2.28	0.69
3:F:410:LEU:HD13	3:F:414:PHE:HD2	1.56	0.69

Continued on next page...

Continued from previous page...

Atom-1	Atom-2	Interatomic distance (Å)	Clash overlap (Å)
1:G:40:LEU:HD13	1:G:41:LEU:N	2.07	0.69
1:G:145:VAL:HA	1:G:207:VAL:O	1.93	0.69
2:H:30:VAL:CG2	2:H:158:ILE:N	2.55	0.69
4:J:134:PHE:N	4:J:135:PRO:CD	2.55	0.69
3:K:187:TRP:CH2	3:K:189:TYR:CB	2.75	0.69
1:L:308:SER:CB	1:L:311:THR:HG22	2.22	0.69
2:M:478:PHE:CD1	2:M:478:PHE:C	2.64	0.69
4:O:10:LEU:HD11	4:O:63:ARG:O	1.93	0.69
4:O:140:ASN:C	4:O:140:ASN:ND2	2.45	0.69
3:P:60:TRP:HE1	3:P:116:ILE:HD12	1.57	0.69
3:P:95:ASN:HA	3:P:127:TYR:HB3	1.73	0.69
3:P:136:PRO:HB2	3:P:138:ASP:OD1	1.92	0.69
1:Q:47:ASN:HB2	1:Q:49:GLU:CD	2.13	0.69
1:Q:269:LYS:HD2	1:Q:270:VAL:N	2.06	0.69
2:R:273:LEU:HD23	2:R:276:GLN:HB2	1.73	0.69
3:S:60:TRP:CZ3	3:S:116:ILE:HG13	2.27	0.69
3:S:72:TYR:CD1	3:S:72:TYR:C	2.66	0.69
4:T:10:LEU:HD13	4:T:64:LEU:CD2	2.21	0.69
3:U:233:PHE:O	3:U:236:PRO:CG	2.40	0.69
1:V:104:LEU:HD12	1:V:118:TRP:HH2	1.57	0.69
4:Y:10:LEU:HD13	4:Y:64:LEU:CD2	2.21	0.69
4:Y:70:GLU:OE1	4:Y:70:GLU:HA	1.92	0.69
3:Z:64:ARG:CA	3:Z:66:ARG:HH11	2.02	0.69
1:0:26:GLY:O	1:0:28:LYS:HE3	1.93	0.69
2:1:130:CYS:SG	2:1:146:LEU:CD1	2.78	0.69
2:1:201:ILE:HD12	2:1:213:GLN:OE1	1.93	0.69
3:2:38:ILE:HD11	4:3:199:THR:HG21	1.74	0.69
4:3:185:ILE:HG12	4:3:214:ILE:HG21	1.75	0.69
3:A:60:TRP:HE1	3:A:116:ILE:HD12	1.57	0.69
1:B:26:GLY:O	1:B:28:LYS:HE3	1.93	0.69
2:C:58:MET:SD	2:C:92:ILE:HD12	2.30	0.69
2:C:63:TYR:HE1	2:C:116:GLY:HA3	1.55	0.69
2:C:201:ILE:O	2:C:202:TYR:CD1	2.45	0.69
2:C:457:SER:O	2:C:461:ILE:HG13	1.92	0.69
3:D:38:ILE:HD11	4:E:199:THR:HG21	1.74	0.69
3:D:48:GLN:HB2	3:D:128:CYS:O	1.93	0.69
3:D:178:MET:HA	3:D:207:MET:CB	2.23	0.69
3:D:408:HIS:O	3:D:412:CYS:SG	2.50	0.69
1:G:75:ILE:HD11	1:G:78:LEU:HD13	1.74	0.69
1:G:160:HIS:CB	1:G:195:LYS:HE2	2.22	0.69
1:G:444:ILE:HG23	1:G:445:THR:N	2.08	0.69

Continued on next page...

Continued from previous page...

Atom-1	Atom-2	Interatomic distance (Å)	Clash overlap (Å)
2:H:201:ILE:O	2:H:202:TYR:CD1	2.45	0.69
3:I:130:ILE:HB	3:I:134:HIS:HB2	1.73	0.69
3:I:408:HIS:O	3:I:412:CYS:SG	2.50	0.69
3:K:410:LEU:O	3:K:414:PHE:HB2	1.93	0.69
1:L:118:TRP:CD1	1:L:120:PRO:HD3	2.26	0.69
2:M:60:HIS:HB3	2:M:62:TRP:CZ3	2.20	0.69
2:M:63:TYR:HE1	2:M:116:GLY:HA3	1.56	0.69
2:M:77:ILE:HD11	2:M:80:LEU:HB2	1.74	0.69
3:N:40:LEU:HD22	3:N:52:THR:HG1	1.58	0.69
3:N:48:GLN:HB2	3:N:128:CYS:O	1.93	0.69
3:N:137:PHE:CA	3:N:435:GLN:HG3	2.22	0.69
4:O:47:GLU:O	4:O:126:THR:HG23	1.92	0.69
2:R:77:ILE:HD12	2:R:80:LEU:HD13	1.71	0.69
2:R:93:VAL:HG21	2:R:151:LEU:HD13	1.73	0.69
2:R:233:ILE:HD13	2:R:233:ILE:N	2.08	0.69
3:S:92:LEU:N	3:S:92:LEU:CD2	2.53	0.69
4:T:10:LEU:HD11	4:T:63:ARG:O	1.93	0.69
3:U:95:ASN:HA	3:U:127:TYR:HB3	1.73	0.69
1:V:135:PHE:N	1:V:279:ILE:HD13	2.07	0.69
2:W:63:TYR:HE1	2:W:116:GLY:HA3	1.55	0.69
1:O:20:ARG:H	1:O:20:ARG:CD	2.03	0.69
1:O:100:PHE:HB2	1:O:103:THR:HB	1.75	0.69
1:O:291:VAL:HG12	1:O:292:ALA:N	2.06	0.69
1:O:416:GLU:OE1	2:1:433:ILE:HD13	1.92	0.69
2:1:30:VAL:HG11	2:1:159:SER:HB2	1.75	0.69
2:1:66:ARG:HH11	2:1:66:ARG:CG	2.05	0.69
2:1:91:ASP:OD1	2:1:153:TYR:HE1	1.76	0.69
3:2:43:VAL:HG22	3:2:50:VAL:CA	2.19	0.69
3:2:45:GLU:HG2	3:2:272:PRO:HG3	1.66	0.69
3:2:95:ASN:OD1	3:2:144:MET:HG2	1.93	0.69
3:2:253:LEU:CD2	3:2:254:THR:H	2.05	0.69
3:2:287:SER:O	3:2:290:ILE:HG12	1.91	0.69
4:3:10:LEU:HD11	4:3:63:ARG:O	1.93	0.69
4:3:59:TRP:CD2	4:3:115:MET:HB2	2.26	0.69
4:3:75:ASP:HB3	4:3:110:TYR:HE1	1.52	0.69
4:3:103:TYR:CG	4:3:104:TYR:N	2.58	0.69
4:3:297:VAL:O	4:3:301:VAL:HG22	1.92	0.69
3:A:233:PHE:O	3:A:236:PRO:CG	2.40	0.69
1:B:47:ASN:HB2	1:B:49:GLU:CD	2.13	0.69
1:B:152:ASP:CB	1:B:203:SER:HB3	2.23	0.69
1:B:449:ILE:HA	1:B:452:PHE:CD2	2.27	0.69

Continued on next page...

Continued from previous page...

Atom-1	Atom-2	Interatomic distance (Å)	Clash overlap (Å)
2:C:33:ILE:HG12	2:C:62:TRP:HB3	1.73	0.69
3:D:46:VAL:HG22	3:D:272:PRO:HD3	1.74	0.69
3:D:49:ILE:HG21	3:D:125:LYS:HZ1	1.58	0.69
3:D:95:ASN:OD1	3:D:144:MET:HG2	1.93	0.69
3:D:137:PHE:CA	3:D:435:GLN:HG3	2.22	0.69
4:E:70:GLU:OE1	4:E:70:GLU:HA	1.92	0.69
4:E:173:ASP:OD2	4:E:212:LEU:CD2	2.41	0.69
4:E:183:TRP:HB2	4:E:216:ARG:CG	2.06	0.69
1:G:26:GLY:O	1:G:28:LYS:HE3	1.93	0.69
1:G:56:LEU:HD21	1:G:103:THR:HG23	1.72	0.69
1:G:104:LEU:HA	1:G:118:TRP:HH2	1.58	0.69
1:G:281:ILE:HG22	1:G:285:MET:CA	2.22	0.69
3:I:46:VAL:HG22	3:I:272:PRO:HD3	1.74	0.69
3:I:236:PRO:HB2	3:I:406:ILE:CG1	2.23	0.69
3:I:244:THR:HG23	3:I:245:LEU:N	2.06	0.69
4:J:47:GLU:O	4:J:126:THR:HG23	1.92	0.69
4:J:149:THR:CG2	4:J:150:TYR:H	2.03	0.69
4:J:173:ASP:OD2	4:J:212:LEU:CD2	2.41	0.69
4:J:211:PHE:O	4:J:212:LEU:HD12	1.93	0.69
3:K:4:GLU:HA	3:K:7:LEU:HD12	1.73	0.69
3:K:6:ARG:HB2	3:K:6:ARG:HH11	1.58	0.69
3:K:57:ARG:HA	3:K:119:THR:CG2	2.12	0.69
3:K:76:LYS:HG3	3:K:112:TYR:CE2	2.27	0.69
3:K:166:ASP:OD2	3:K:178:MET:CE	2.40	0.69
3:K:230:VAL:HG22	3:K:414:PHE:CZ	2.28	0.69
3:K:384:GLU:OE2	3:K:387:LYS:HE2	1.93	0.69
1:L:28:LYS:HB3	1:L:156:VAL:N	2.07	0.69
1:L:58:LEU:HD11	1:L:118:TRP:HE3	1.58	0.69
1:L:104:LEU:HD12	1:L:118:TRP:HH2	1.57	0.69
1:L:254:SER:C	2:M:265:LEU:HD11	2.12	0.69
2:M:42:LEU:CD2	2:M:190:TRP:CH2	2.76	0.69
2:M:113:ARG:CD	2:M:117:TYR:HB3	2.22	0.69
2:M:201:ILE:O	2:M:202:TYR:CD1	2.45	0.69
2:M:266:ALA:CB	3:N:251:LEU:HD13	2.23	0.69
3:N:46:VAL:HA	3:N:272:PRO:HD3	1.73	0.69
3:N:80:LEU:HD22	3:N:110:LEU:HD23	1.74	0.69
3:N:94:ASN:C	3:N:94:ASN:ND2	2.46	0.69
3:N:250:LEU:CD1	3:N:296:ILE:HD13	2.17	0.69
3:N:253:LEU:HD23	3:N:254:THR:CA	2.22	0.69
3:N:253:LEU:CD2	3:N:254:THR:H	2.05	0.69
3:N:293:VAL:O	3:N:297:ASN:HB2	1.93	0.69

Continued on next page...

Continued from previous page...

Atom-1	Atom-2	Interatomic distance (Å)	Clash overlap (Å)
4:O:47:GLU:CA	4:O:129:ILE:HD11	2.15	0.69
4:O:59:TRP:CD2	4:O:115:MET:HB2	2.26	0.69
4:O:134:PHE:N	4:O:135:PRO:CD	2.55	0.69
4:O:185:ILE:HG12	4:O:214:ILE:HG21	1.75	0.69
4:O:297:VAL:O	4:O:301:VAL:HG22	1.92	0.69
3:P:121:PRO:CB	1:Q:149:TYR:CZ	2.74	0.69
3:P:243:MET:HG2	3:P:244:THR:H	1.56	0.69
1:Q:104:LEU:HA	1:Q:118:TRP:HH2	1.58	0.69
1:Q:111:GLN:HB2	1:Q:115:ALA:HB3	1.74	0.69
1:Q:175:ILE:HG12	1:Q:177:GLN:H	1.56	0.69
1:Q:460:HIS:O	1:Q:464:PRO:HG2	1.92	0.69
2:R:42:LEU:CD2	2:R:190:TRP:CH2	2.76	0.69
2:R:148:PHE:HB2	2:R:215:VAL:HG23	1.67	0.69
2:R:230:ILE:CG1	2:R:231:ASN:H	2.05	0.69
3:S:37:LEU:HD11	3:S:52:THR:OG1	1.93	0.69
3:S:107:LYS:HZ1	4:T:149:THR:HA	1.57	0.69
3:U:60:TRP:HE1	3:U:116:ILE:HD12	1.57	0.69
3:U:136:PRO:HB2	3:U:138:ASP:OD1	1.92	0.69
1:V:72:TYR:HD1	1:V:112:HIS:HB2	1.57	0.69
1:V:111:GLN:HB2	1:V:115:ALA:HB3	1.75	0.69
1:V:136:PRO:HD3	1:V:279:ILE:HG21	1.75	0.69
1:V:160:HIS:NE2	1:V:209:PHE:HE1	1.90	0.69
1:V:216:LYS:H	1:V:216:LYS:CE	1.96	0.69
1:V:264:LEU:O	1:V:267:ALA:HB3	1.92	0.69
1:V:281:ILE:HG22	1:V:285:MET:CA	2.22	0.69
2:W:77:ILE:HD11	2:W:80:LEU:HB2	1.74	0.69
2:W:93:VAL:HG21	2:W:151:LEU:HD13	1.73	0.69
2:W:180:ASP:OD2	2:W:219:LEU:HD22	1.92	0.69
2:W:457:SER:O	2:W:461:ILE:HG13	1.92	0.69
3:X:146:LEU:HD22	3:X:203:TYR:CZ	2.26	0.69
4:Y:10:LEU:HD11	4:Y:63:ARG:O	1.93	0.69
4:Y:239:VAL:N	4:Y:242:LEU:HD23	2.07	0.69
3:Z:4:GLU:HA	3:Z:7:LEU:CD1	2.22	0.69
3:Z:54:VAL:HG23	3:Z:122:ALA:HB3	1.75	0.69
1:0:72:TYR:HD1	1:0:112:HIS:HB2	1.57	0.69
4:3:59:TRP:HZ2	4:3:84:LEU:HD22	1.58	0.69
4:3:302:ILE:O	4:3:306:VAL:HG23	1.93	0.69
3:A:107:LYS:NZ	1:B:151:TYR:HA	2.08	0.69
3:A:242:LYS:HB2	3:A:245:LEU:CB	2.23	0.69
1:B:58:LEU:HD11	1:B:118:TRP:HE3	1.58	0.69
1:B:160:HIS:NE2	1:B:209:PHE:CE1	2.61	0.69

Continued on next page...

Continued from previous page...

Atom-1	Atom-2	Interatomic distance (Å)	Clash overlap (Å)
2:C:91:ASP:OD1	2:C:153:TYR:HE1	1.76	0.69
2:C:266:ALA:CB	3:D:251:LEU:HD13	2.23	0.69
3:D:245:LEU:CD2	4:E:255:ILE:HG13	2.23	0.69
4:E:10:LEU:HD11	4:E:63:ARG:O	1.93	0.69
4:E:132:THR:O	4:E:135:PRO:CD	2.31	0.69
3:F:35:LEU:HD13	3:F:203:TYR:OH	1.93	0.69
3:F:305:THR:HG1	3:F:400:LYS:HB2	1.56	0.69
2:H:130:CYS:SG	2:H:146:LEU:CD1	2.78	0.69
3:I:68:ASN:CB	3:I:69:PRO:CD	2.71	0.69
3:I:137:PHE:CA	3:I:435:GLN:HG3	2.22	0.69
4:J:239:VAL:HG12	4:J:254:SER:OG	1.92	0.69
3:N:37:LEU:HD11	3:N:52:THR:OG1	1.93	0.69
3:N:107:LYS:HZ1	4:O:149:THR:HA	1.57	0.69
3:N:111:ASP:OD2	3:N:115:LYS:HD3	1.92	0.69
3:N:236:PRO:HB2	3:N:406:ILE:CG1	2.23	0.69
3:P:260:ILE:O	3:P:264:ILE:HG23	1.93	0.69
3:P:296:ILE:CA	3:P:299:HIS:HB2	2.17	0.69
1:Q:291:VAL:HG12	1:Q:292:ALA:N	2.06	0.69
2:R:160:MET:H	2:R:213:GLN:CB	2.04	0.69
2:R:263:VAL:O	2:R:267:GLN:CG	2.41	0.69
2:R:293:MET:O	2:R:297:SER:HB3	1.93	0.69
3:S:7:LEU:HA	3:S:10:ASN:ND2	2.08	0.69
3:S:245:LEU:CD2	4:T:255:ILE:HG13	2.23	0.69
4:T:27:VAL:CG1	4:T:154:GLU:N	2.52	0.69
3:U:410:LEU:O	3:U:414:PHE:HB2	1.93	0.69
1:V:26:GLY:O	1:V:28:LYS:HE3	1.93	0.69
1:V:60:TRP:HH2	1:V:85:VAL:HG21	1.55	0.69
1:V:100:PHE:HB2	1:V:103:THR:HB	1.74	0.69
2:W:481:PRO:O	2:W:484:LYS:HB3	1.92	0.69
3:X:46:VAL:HG22	3:X:272:PRO:HD3	1.74	0.69
3:X:293:VAL:O	3:X:297:ASN:HB2	1.93	0.69
4:Y:211:PHE:O	4:Y:212:LEU:HD12	1.93	0.69
3:Z:35:LEU:HD13	3:Z:203:TYR:OH	1.93	0.69
3:Z:243:MET:HG2	3:Z:244:THR:N	2.08	0.69
1:O:149:TYR:CZ	3:Z:121:PRO:CB	2.74	0.69
2:1:136:TYR:HD1	2:1:142:GLN:HB3	1.58	0.69
2:1:160:MET:H	2:1:213:GLN:CG	2.05	0.69
3:2:80:LEU:HD22	3:2:110:LEU:HD23	1.74	0.69
3:2:214:PHE:CE1	3:2:267:THR:HG21	2.27	0.69
3:2:252:SER:HB2	4:3:259:LEU:HD13	1.73	0.69
4:3:224:ASN:O	4:3:228:PRO:CG	2.40	0.69

Continued on next page...

Continued from previous page...

Atom-1	Atom-2	Interatomic distance (Å)	Clash overlap (Å)
4:3:313:THR:O	4:3:314:HIS:ND1	2.26	0.69
3:A:4:GLU:HA	3:A:7:LEU:HD12	1.73	0.69
2:C:199:LYS:NZ	2:C:199:LYS:O	2.26	0.69
3:D:60:TRP:CZ3	3:D:116:ILE:HG13	2.27	0.69
3:D:66:ARG:O	3:D:67:TRP:CE3	2.46	0.69
3:D:72:TYR:C	3:D:72:TYR:CD1	2.66	0.69
3:D:236:PRO:HA	3:D:240:GLY:HA2	1.74	0.69
3:D:253:LEU:CD2	3:D:254:THR:H	2.05	0.69
3:F:260:ILE:O	3:F:264:ILE:HG23	1.93	0.69
3:I:7:LEU:HA	3:I:10:ASN:ND2	2.08	0.69
3:I:72:TYR:CD1	3:I:72:TYR:C	2.66	0.69
4:J:10:LEU:HD11	4:J:63:ARG:O	1.93	0.69
4:J:224:ASN:O	4:J:228:PRO:CG	2.40	0.69
4:J:302:ILE:O	4:J:306:VAL:HG23	1.93	0.69
4:J:306:VAL:O	4:J:309:ARG:HG3	1.93	0.69
3:K:260:ILE:O	3:K:264:ILE:HG23	1.93	0.69
1:L:26:GLY:O	1:L:28:LYS:HE3	1.93	0.69
4:O:239:VAL:N	4:O:242:LEU:HD23	2.07	0.69
3:P:64:ARG:CA	3:P:66:ARG:HH11	2.02	0.69
3:P:305:THR:HG1	3:P:400:LYS:HB2	1.58	0.69
1:Q:132:VAL:CG1	1:Q:279:ILE:HA	2.21	0.69
2:R:201:ILE:HD12	2:R:213:GLN:OE1	1.93	0.69
3:S:419:ILE:O	3:S:422:THR:HG22	1.91	0.69
4:T:239:VAL:N	4:T:242:LEU:HD23	2.07	0.69
3:U:242:LYS:HB2	3:U:245:LEU:CB	2.23	0.69
1:V:195:LYS:HA	1:V:207:VAL:HG13	1.73	0.69
1:V:281:ILE:HD12	1:V:281:ILE:H	1.58	0.69
3:X:7:LEU:HA	3:X:10:ASN:ND2	2.08	0.69
3:X:37:LEU:H	3:X:164:ARG:HH22	1.40	0.69
4:Y:44:GLU:CD	4:Y:133:TYR:HD2	1.96	0.69
3:Z:136:PRO:HG3	3:Z:274:ILE:HG21	1.74	0.69
3:Z:166:ASP:OD2	3:Z:178:MET:CE	2.40	0.69
3:Z:260:ILE:O	3:Z:264:ILE:HG23	1.93	0.69
2:1:42:LEU:CD2	2:1:190:TRP:CH2	2.76	0.68
2:1:263:VAL:O	2:1:267:GLN:CG	2.41	0.68
2:1:263:VAL:CA	3:2:251:LEU:HD11	2.24	0.68
3:2:56:LEU:CA	3:2:120:PRO:HD2	2.24	0.68
3:A:187:TRP:HZ2	3:A:196:THR:HG23	1.52	0.68
3:A:243:MET:HG2	3:A:244:THR:N	2.08	0.68
3:A:410:LEU:O	3:A:414:PHE:HB2	1.93	0.68
1:B:104:LEU:HA	1:B:118:TRP:HH2	1.58	0.68

Continued on next page...

Continued from previous page...

Atom-1	Atom-2	Interatomic distance (Å)	Clash overlap (Å)
2:C:42:LEU:CD2	2:C:190:TRP:CH2	2.76	0.68
2:C:481:PRO:O	2:C:484:LYS:HB3	1.92	0.68
3:D:37:LEU:H	3:D:164:ARG:HH22	1.40	0.68
3:D:46:VAL:HA	3:D:272:PRO:HD3	1.73	0.68
3:D:60:TRP:CH2	3:D:86:TRP:CZ3	2.81	0.68
3:D:68:ASN:CB	3:D:69:PRO:CD	2.71	0.68
4:E:297:VAL:O	4:E:301:VAL:HG22	1.92	0.68
4:E:313:THR:O	4:E:314:HIS:ND1	2.26	0.68
1:G:47:ASN:HB2	1:G:49:GLU:CD	2.13	0.68
1:G:48:GLU:HA	1:G:130:ILE:CG1	2.24	0.68
1:G:136:PRO:HG2	1:G:139:TRP:HA	1.75	0.68
1:G:291:VAL:HG12	1:G:292:ALA:N	2.07	0.68
2:H:293:MET:O	2:H:297:SER:HB3	1.93	0.68
3:I:37:LEU:H	3:I:164:ARG:HH22	1.40	0.68
3:I:253:LEU:HD23	3:I:254:THR:CA	2.22	0.68
3:I:293:VAL:O	3:I:297:ASN:HB2	1.93	0.68
3:K:242:LYS:HB2	3:K:245:LEU:CB	2.23	0.68
1:L:20:ARG:H	1:L:20:ARG:CD	2.03	0.68
1:L:281:ILE:HG22	1:L:285:MET:CA	2.22	0.68
2:M:136:TYR:HD1	2:M:142:GLN:HB3	1.58	0.68
3:P:16:ASN:HB2	3:P:19:ILE:CD1	2.23	0.68
3:P:294:VAL:CG1	3:P:295:VAL:N	2.55	0.68
1:Q:28:LYS:HB3	1:Q:156:VAL:N	2.07	0.68
1:Q:100:PHE:HB2	1:Q:103:THR:HB	1.75	0.68
1:Q:136:PRO:HD3	1:Q:279:ILE:HG21	1.75	0.68
1:Q:152:ASP:CB	1:Q:203:SER:HB3	2.23	0.68
3:S:250:LEU:CA	3:S:253:LEU:HD22	2.22	0.68
3:U:35:LEU:HD13	3:U:203:TYR:OH	1.93	0.68
1:V:58:LEU:HD11	1:V:118:TRP:HE3	1.58	0.68
2:W:77:ILE:HD12	2:W:80:LEU:HD13	1.71	0.68
2:W:160:MET:H	2:W:213:GLN:CG	2.05	0.68
3:X:37:LEU:HD11	3:X:52:THR:OG1	1.93	0.68
3:X:60:TRP:CH2	3:X:86:TRP:CZ3	2.81	0.68
3:X:95:ASN:OD1	3:X:144:MET:HG2	1.93	0.68
3:X:245:LEU:CD2	4:Y:255:ILE:HG13	2.23	0.68
3:Z:16:ASN:HB2	3:Z:19:ILE:CD1	2.23	0.68
2:1:273:LEU:HD23	2:1:276:GLN:HB2	1.73	0.68
3:2:253:LEU:HD23	3:2:254:THR:CA	2.22	0.68
4:3:62:TYR:C	4:3:62:TYR:CD1	2.67	0.68
3:A:187:TRP:CH2	3:A:189:TYR:CB	2.75	0.68
1:B:75:ILE:HD11	1:B:78:LEU:HD13	1.74	0.68

Continued on next page...

Continued from previous page...

Atom-1	Atom-2	Interatomic distance (Å)	Clash overlap (Å)
1:B:104:LEU:HD12	1:B:118:TRP:HH2	1.57	0.68
1:B:136:PRO:HD3	1:B:279:ILE:HG21	1.75	0.68
3:D:293:VAL:O	3:D:297:ASN:HB2	1.93	0.68
4:E:134:PHE:N	4:E:135:PRO:CD	2.55	0.68
4:E:140:ASN:C	4:E:140:ASN:ND2	2.45	0.68
1:G:43:LEU:HB3	1:G:215:ARG:HH12	1.58	0.68
2:H:141:TRP:HB2	2:H:222:ARG:HA	1.76	0.68
2:H:160:MET:H	2:H:213:GLN:CG	2.05	0.68
2:H:204:ASP:OD1	2:H:205:LYS:HD3	1.92	0.68
3:I:236:PRO:HA	3:I:240:GLY:HA2	1.74	0.68
3:I:303:PRO:HB2	3:I:400:LYS:HZ2	1.58	0.68
4:J:313:THR:O	4:J:314:HIS:ND1	2.26	0.68
1:L:4:GLU:OE1	1:L:8:LEU:HG	1.91	0.68
1:L:48:GLU:HA	1:L:130:ILE:CG1	2.24	0.68
3:N:43:VAL:CG1	3:N:49:ILE:O	2.35	0.68
3:N:60:TRP:CH2	3:N:86:TRP:CZ3	2.81	0.68
3:N:66:ARG:O	3:N:67:TRP:CE3	2.46	0.68
3:N:408:HIS:O	3:N:412:CYS:N	2.24	0.68
3:P:35:LEU:HD13	3:P:203:TYR:OH	1.93	0.68
3:P:76:LYS:HG3	3:P:112:TYR:CE2	2.27	0.68
3:P:141:ASN:HB3	3:P:206:ILE:HG13	1.75	0.68
3:P:265:PRO:CD	3:P:266:SER:H	2.07	0.68
1:Q:58:LEU:HD11	1:Q:118:TRP:HE3	1.58	0.68
1:Q:144:MET:HE1	1:Q:211:LEU:HD21	1.73	0.68
2:R:160:MET:H	2:R:213:GLN:CG	2.05	0.68
2:R:204:ASP:OD1	2:R:205:LYS:HD3	1.92	0.68
3:S:60:TRP:CH2	3:S:86:TRP:CZ3	2.81	0.68
3:S:111:ASP:OD2	3:S:115:LYS:HD3	1.92	0.68
4:T:75:ASP:HB3	4:T:110:TYR:HE1	1.52	0.68
3:U:141:ASN:HB3	3:U:206:ILE:HG13	1.75	0.68
3:U:294:VAL:CG1	3:U:295:VAL:N	2.55	0.68
1:V:460:HIS:O	1:V:464:PRO:HG2	1.92	0.68
3:X:60:TRP:CZ3	3:X:116:ILE:HG13	2.27	0.68
4:Y:239:VAL:HG12	4:Y:254:SER:OG	1.92	0.68
3:Z:141:ASN:HB3	3:Z:206:ILE:HG13	1.75	0.68
1:O:281:ILE:HG22	1:O:285:MET:H	1.58	0.68
2:1:266:ALA:CB	3:2:251:LEU:HD13	2.23	0.68
3:A:141:ASN:HB3	3:A:206:ILE:HG13	1.76	0.68
3:A:384:GLU:OE2	3:A:387:LYS:HE2	1.93	0.68
2:C:113:ARG:CD	2:C:117:TYR:HB3	2.22	0.68
3:D:15:TYR:C	3:D:16:ASN:HD22	1.97	0.68

Continued on next page...

Continued from previous page...

Atom-1	Atom-2	Interatomic distance (Å)	Clash overlap (Å)
4:E:239:VAL:N	4:E:242:LEU:HD23	2.07	0.68
3:F:410:LEU:O	3:F:414:PHE:HB2	1.93	0.68
2:H:69:TRP:CZ2	2:H:112:VAL:CG1	2.69	0.68
2:H:77:ILE:HD12	2:H:80:LEU:HD13	1.72	0.68
2:H:179:ILE:HG13	2:H:181:PRO:HD2	1.76	0.68
2:H:181:PRO:HD3	2:H:192:ILE:HG21	1.74	0.68
2:H:263:VAL:O	2:H:267:GLN:CG	2.41	0.68
3:K:80:LEU:HD12	3:K:80:LEU:O	1.92	0.68
3:K:265:PRO:CD	3:K:266:SER:H	2.07	0.68
1:L:100:PHE:HB2	1:L:103:THR:HB	1.75	0.68
1:L:152:ASP:CB	1:L:203:SER:HB3	2.23	0.68
2:M:30:VAL:HG11	2:M:159:SER:HB2	1.75	0.68
2:M:443:VAL:HA	2:M:446:TRP:CD1	2.29	0.68
3:N:244:THR:HG23	3:N:245:LEU:N	2.06	0.68
3:N:303:PRO:HD2	3:N:400:LYS:CD	2.22	0.68
1:Q:216:LYS:H	1:Q:216:LYS:CE	1.96	0.68
1:Q:247:GLU:HA	1:Q:249:MET:HG3	1.76	0.68
1:Q:444:ILE:HG23	1:Q:445:THR:H	1.57	0.68
1:Q:444:ILE:HG23	1:Q:445:THR:N	2.08	0.68
2:R:77:ILE:HD11	2:R:80:LEU:HB2	1.74	0.68
4:T:297:VAL:O	4:T:301:VAL:HG22	1.92	0.68
4:T:306:VAL:O	4:T:309:ARG:HG3	1.94	0.68
3:U:121:PRO:CB	1:V:149:TYR:CZ	2.74	0.68
3:U:245:LEU:HD21	1:V:253:ILE:HB	1.74	0.68
1:V:7:LEU:O	1:V:10:VAL:HG12	1.94	0.68
1:V:40:LEU:HD13	1:V:41:LEU:N	2.07	0.68
2:W:230:ILE:CG1	2:W:231:ASN:N	2.57	0.68
2:W:263:VAL:O	2:W:267:GLN:CG	2.41	0.68
3:X:15:TYR:C	3:X:16:ASN:HD22	1.97	0.68
3:X:48:GLN:HB2	3:X:128:CYS:O	1.92	0.68
3:X:66:ARG:O	3:X:67:TRP:CE3	2.46	0.68
4:Y:134:PHE:N	4:Y:135:PRO:CD	2.55	0.68
1:0:132:VAL:HG12	1:0:279:ILE:CA	2.22	0.68
1:0:460:HIS:O	1:0:464:PRO:HG2	1.92	0.68
4:3:44:GLU:HG3	4:3:129:ILE:CD1	2.24	0.68
3:A:128:CYS:HB3	3:A:144:MET:HE1	1.75	0.68
3:A:245:LEU:HD21	1:B:253:ILE:HB	1.74	0.68
1:B:15:TYR:CD1	1:B:15:TYR:O	2.47	0.68
1:B:28:LYS:HB3	1:B:156:VAL:N	2.07	0.68
1:B:48:GLU:HA	1:B:130:ILE:CG1	2.24	0.68
2:C:130:CYS:SG	2:C:146:LEU:CD1	2.78	0.68

Continued on next page...

Continued from previous page...

Atom-1	Atom-2	Interatomic distance (Å)	Clash overlap (Å)
2:C:263:VAL:CA	3:D:251:LEU:HD11	2.23	0.68
3:D:253:LEU:HD23	3:D:254:THR:CA	2.22	0.68
3:F:277:TYR:HA	3:F:280:PHE:CE1	2.28	0.68
1:G:72:TYR:HD1	1:G:112:HIS:HB2	1.57	0.68
1:G:131:LYS:HZ2	1:G:132:VAL:HB	1.57	0.68
1:G:444:ILE:HG23	1:G:445:THR:H	1.57	0.68
1:G:460:HIS:O	1:G:464:PRO:HG2	1.92	0.68
2:H:58:MET:HE1	2:H:105:ALA:O	1.94	0.68
2:H:266:ALA:CB	3:I:251:LEU:HD13	2.23	0.68
2:H:457:SER:O	2:H:461:ILE:HG13	1.92	0.68
3:I:201:ILE:O	3:I:203:TYR:CE1	2.44	0.68
3:I:303:PRO:HD2	3:I:400:LYS:CD	2.22	0.68
4:J:214:ILE:HD12	4:J:214:ILE:C	2.14	0.68
3:K:107:LYS:NZ	1:L:151:TYR:HA	2.08	0.68
3:K:227:PHE:CA	3:K:230:VAL:HB	2.22	0.68
3:K:265:PRO:CA	3:K:268:SER:HB3	2.23	0.68
1:L:128:CYS:SG	1:L:144:MET:HG2	2.33	0.68
3:N:15:TYR:C	3:N:16:ASN:HD22	1.97	0.68
3:N:118:TRP:NE1	3:N:120:PRO:HB3	2.09	0.68
3:N:280:PHE:HB3	3:N:284:PHE:CZ	2.29	0.68
4:O:173:ASP:OD2	4:O:212:LEU:CD2	2.41	0.68
4:O:261:GLN:HE21	4:O:265:LEU:CG	2.07	0.68
4:O:302:ILE:O	4:O:306:VAL:HG23	1.93	0.68
4:O:313:THR:O	4:O:314:HIS:ND1	2.26	0.68
3:P:235:LEU:HD21	3:P:242:LYS:CG	2.24	0.68
1:Q:40:LEU:HD13	1:Q:41:LEU:N	2.07	0.68
1:Q:72:TYR:HD1	1:Q:112:HIS:HB2	1.57	0.68
1:Q:95:ASN:CA	1:Q:127:SER:H	2.03	0.68
1:Q:185:GLN:HB3	1:Q:217:PRO:HB3	1.74	0.68
2:R:69:TRP:CB	2:R:73:GLU:HB2	2.18	0.68
3:S:46:VAL:HG22	3:S:272:PRO:HD3	1.74	0.68
3:S:167:LEU:CD1	3:S:178:MET:HB2	2.21	0.68
4:T:261:GLN:HE21	4:T:265:LEU:CG	2.07	0.68
3:U:57:ARG:HA	3:U:119:THR:CG2	2.12	0.68
3:U:107:LYS:NZ	1:V:151:TYR:HA	2.08	0.68
1:V:28:LYS:HB3	1:V:156:VAL:N	2.07	0.68
1:V:43:LEU:HB3	1:V:215:ARG:HH12	1.58	0.68
1:V:48:GLU:HA	1:V:130:ILE:CG1	2.24	0.68
1:V:439:PHE:HA	1:V:442:ILE:HB	1.76	0.68
2:W:266:ALA:CB	3:X:251:LEU:HD13	2.23	0.68
2:W:293:MET:O	2:W:297:SER:HB3	1.93	0.68

Continued on next page...

Continued from previous page...

Atom-1	Atom-2	Interatomic distance (Å)	Clash overlap (Å)
4:Y:231:LEU:HG	4:Y:232:ILE:N	2.03	0.68
4:Y:302:ILE:O	4:Y:306:VAL:HG23	1.93	0.68
3:Z:410:LEU:O	3:Z:414:PHE:HB2	1.93	0.68
1:O:151:TYR:HA	3:Z:107:LYS:NZ	2.08	0.68
2:1:233:ILE:HD13	2:1:233:ILE:N	2.08	0.68
2:C:181:PRO:HD3	2:C:192:ILE:HG21	1.75	0.68
3:D:37:LEU:HD11	3:D:52:THR:OG1	1.93	0.68
4:E:302:ILE:O	4:E:306:VAL:HG23	1.93	0.68
3:F:242:LYS:HB2	3:F:245:LEU:CB	2.23	0.68
1:G:152:ASP:CB	1:G:203:SER:HB3	2.23	0.68
1:G:241:LEU:HG	1:G:248:LYS:CB	2.23	0.68
3:I:15:TYR:C	3:I:16:ASN:HD22	1.97	0.68
3:I:178:MET:HA	3:I:207:MET:CB	2.23	0.68
4:J:173:ASP:HB2	4:J:188:ARG:HH11	1.59	0.68
3:K:54:VAL:HG23	3:K:122:ALA:HB3	1.75	0.68
1:L:160:HIS:CB	1:L:195:LYS:HE2	2.22	0.68
1:L:444:ILE:HG23	1:L:445:THR:H	1.57	0.68
4:O:306:VAL:O	4:O:309:ARG:HG3	1.93	0.68
3:P:136:PRO:HG3	3:P:274:ILE:HG21	1.74	0.68
3:P:242:LYS:HB2	3:P:245:LEU:CB	2.23	0.68
3:P:277:TYR:HA	3:P:280:PHE:CE1	2.28	0.68
1:Q:136:PRO:HG2	1:Q:139:TRP:HA	1.75	0.68
1:Q:145:VAL:HA	1:Q:207:VAL:O	1.93	0.68
1:Q:281:ILE:HD12	1:Q:281:ILE:H	1.59	0.68
3:S:95:ASN:OD1	3:S:144:MET:HG2	1.93	0.68
4:T:59:TRP:HZ2	4:T:84:LEU:HD22	1.58	0.68
4:T:273:PRO:HG2	4:T:274:GLU:H	1.59	0.68
3:U:277:TYR:HA	3:U:280:PHE:CE1	2.28	0.68
3:U:384:GLU:OE2	3:U:387:LYS:HE2	1.93	0.68
1:V:145:VAL:HA	1:V:207:VAL:O	1.93	0.68
2:W:42:LEU:CD2	2:W:190:TRP:CH2	2.76	0.68
2:W:179:ILE:HG13	2:W:181:PRO:HD2	1.76	0.68
2:W:201:ILE:HD12	2:W:213:GLN:OE1	1.93	0.68
3:X:43:VAL:HG22	3:X:50:VAL:CA	2.19	0.68
3:X:236:PRO:HB2	3:X:406:ILE:CG1	2.23	0.68
4:Y:62:TYR:C	4:Y:62:TYR:CD1	2.67	0.68
4:Y:214:ILE:HD12	4:Y:214:ILE:C	2.14	0.68
4:Y:416:VAL:HG22	4:Y:417:GLU:H	1.59	0.68
3:Z:76:LYS:HG3	3:Z:112:TYR:CE2	2.27	0.68
1:O:15:TYR:CD1	1:O:15:TYR:O	2.47	0.68
1:O:58:LEU:HD11	1:O:118:TRP:HE3	1.58	0.68

Continued on next page...

Continued from previous page...

Atom-1	Atom-2	Interatomic distance (Å)	Clash overlap (Å)
1:0:104:LEU:HD12	1:0:118:TRP:HH2	1.57	0.68
1:0:111:GLN:HB2	1:0:115:ALA:HB3	1.75	0.68
2:1:77:ILE:HD11	2:1:80:LEU:HB2	1.74	0.68
3:2:280:PHE:HB3	3:2:284:PHE:CZ	2.29	0.68
3:2:293:VAL:O	3:2:297:ASN:HB2	1.93	0.68
4:3:306:VAL:O	4:3:309:ARG:HG3	1.93	0.68
3:A:6:ARG:HB2	3:A:6:ARG:HH11	1.58	0.68
1:B:128:CYS:SG	1:B:144:MET:HG2	2.33	0.68
2:C:233:ILE:HD13	2:C:233:ILE:N	2.08	0.68
2:C:443:VAL:HA	2:C:446:TRP:CD1	2.29	0.68
4:E:173:ASP:HB2	4:E:188:ARG:HH11	1.59	0.68
4:E:416:VAL:HG22	4:E:417:GLU:H	1.59	0.68
3:F:145:LYS:HZ2	3:F:202:THR:HG23	1.57	0.68
1:G:7:LEU:O	1:G:10:VAL:HG12	1.94	0.68
1:G:58:LEU:HD11	1:G:118:TRP:HE3	1.58	0.68
1:G:104:LEU:HD12	1:G:118:TRP:HH2	1.57	0.68
2:H:143:ASN:OD1	2:H:220:ILE:CB	2.41	0.68
2:H:481:PRO:O	2:H:484:LYS:HB3	1.92	0.68
3:I:95:ASN:OD1	3:I:144:MET:HG2	1.93	0.68
3:I:212:LEU:O	3:I:216:VAL:CG2	2.42	0.68
4:J:416:VAL:HG22	4:J:417:GLU:H	1.59	0.68
3:K:245:LEU:HD21	1:L:253:ILE:HB	1.74	0.68
1:L:75:ILE:CD1	1:L:78:LEU:HB2	2.24	0.68
1:L:145:VAL:HA	1:L:207:VAL:O	1.93	0.68
2:M:91:ASP:OD1	2:M:153:TYR:HE1	1.76	0.68
2:M:181:PRO:HD3	2:M:192:ILE:HG21	1.74	0.68
3:N:60:TRP:CZ3	3:N:116:ILE:HG13	2.27	0.68
4:O:214:ILE:C	4:O:214:ILE:HD12	2.14	0.68
4:O:265:LEU:CD2	4:O:296:ILE:HD11	2.11	0.68
3:P:107:LYS:NZ	1:Q:151:TYR:HA	2.08	0.68
3:P:243:MET:HG2	3:P:244:THR:N	2.08	0.68
1:Q:26:GLY:O	1:Q:28:LYS:HE3	1.93	0.68
1:Q:439:PHE:HA	1:Q:442:ILE:HB	1.76	0.68
2:R:266:ALA:CB	3:S:251:LEU:HD13	2.23	0.68
3:S:177:VAL:O	3:S:207:MET:HB2	1.94	0.68
3:S:280:PHE:HB3	3:S:284:PHE:CZ	2.29	0.68
3:S:293:VAL:O	3:S:297:ASN:HB2	1.93	0.68
3:U:235:LEU:HD21	3:U:242:LYS:CG	2.24	0.68
3:U:296:ILE:CA	3:U:299:HIS:HB2	2.17	0.68
3:X:212:LEU:O	3:X:216:VAL:CG2	2.42	0.68
3:Z:20:ARG:HG3	3:Z:22:VAL:CG2	2.24	0.68

Continued on next page...

Continued from previous page...

Atom-1	Atom-2	Interatomic distance (Å)	Clash overlap (Å)
3:Z:230:VAL:HG22	3:Z:414:PHE:CZ	2.28	0.68
3:Z:265:PRO:CA	3:Z:268:SER:HB3	2.23	0.68
3:Z:384:GLU:OE2	3:Z:387:LYS:HE2	1.93	0.68
1:0:75:ILE:CD1	1:0:78:LEU:HB2	2.24	0.68
1:0:160:HIS:NE2	1:0:209:PHE:CE1	2.61	0.68
1:0:308:SER:CB	1:0:311:THR:HG22	2.22	0.68
2:1:30:VAL:CG2	2:1:158:ILE:N	2.55	0.68
2:1:181:PRO:HD3	2:1:192:ILE:HG21	1.74	0.68
3:2:35:LEU:CD2	3:2:164:ARG:HH12	1.98	0.68
3:2:66:ARG:O	3:2:67:TRP:CE3	2.46	0.68
4:3:151:ASN:O	4:3:153:HIS:N	2.25	0.68
4:3:173:ASP:OD2	4:3:212:LEU:CD2	2.41	0.68
4:3:261:GLN:HE21	4:3:265:LEU:CG	2.07	0.68
1:B:4:GLU:OE1	1:B:8:LEU:HG	1.92	0.68
1:B:7:LEU:O	1:B:10:VAL:HG12	1.94	0.68
1:B:111:GLN:HB2	1:B:115:ALA:HB3	1.74	0.68
2:C:220:ILE:O	2:C:220:ILE:HG13	1.94	0.68
3:D:7:LEU:HA	3:D:10:ASN:ND2	2.08	0.68
3:D:236:PRO:HB2	3:D:406:ILE:CG1	2.23	0.68
4:E:224:ASN:O	4:E:228:PRO:CG	2.40	0.68
3:F:108:LEU:HD13	3:F:118:TRP:CB	2.24	0.68
3:F:235:LEU:HD21	3:F:242:LYS:CG	2.24	0.68
1:G:37:LEU:HD23	1:G:179:ALA:C	2.14	0.68
1:G:160:HIS:NE2	1:G:209:PHE:HE1	1.90	0.68
2:H:201:ILE:HD12	2:H:213:GLN:OE1	1.93	0.68
3:I:118:TRP:NE1	3:I:120:PRO:HB3	2.09	0.68
3:I:167:LEU:CD1	3:I:178:MET:HB2	2.21	0.68
4:J:59:TRP:HZ2	4:J:84:LEU:HD22	1.58	0.68
4:J:174:PRO:HA	4:J:177:PHE:CB	2.24	0.68
4:J:261:GLN:HE21	4:J:265:LEU:CG	2.07	0.68
3:K:67:TRP:CD1	3:K:71:ASP:CG	2.67	0.68
3:K:141:ASN:HB3	3:K:206:ILE:HG13	1.75	0.68
1:L:47:ASN:HB2	1:L:49:GLU:CD	2.13	0.68
1:L:136:PRO:HD3	1:L:279:ILE:HG21	1.75	0.68
2:M:36:SER:HB3	2:M:59:ASP:CB	2.24	0.68
2:M:66:ARG:HH11	2:M:66:ARG:CG	2.05	0.68
2:M:130:CYS:SG	2:M:146:LEU:CD1	2.78	0.68
2:M:220:ILE:HG13	2:M:220:ILE:O	1.94	0.68
2:M:225:PRO:HG2	2:M:228:TYR:CD1	2.29	0.68
3:N:102:ILE:HG13	4:O:98:GLN:HE21	1.53	0.68
3:N:243:MET:H	3:N:243:MET:HE2	1.59	0.68

Continued on next page...

Continued from previous page...

Atom-1	Atom-2	Interatomic distance (Å)	Clash overlap (Å)
1:Q:128:CYS:SG	1:Q:144:MET:HG2	2.33	0.68
2:R:63:TYR:HE1	2:R:116:GLY:HA3	1.55	0.68
3:S:250:LEU:CD1	3:S:296:ILE:HD13	2.17	0.68
4:T:44:GLU:CD	4:T:133:TYR:HD2	1.96	0.68
3:U:260:ILE:O	3:U:264:ILE:HG23	1.93	0.68
1:V:37:LEU:HD23	1:V:179:ALA:C	2.14	0.68
1:V:152:ASP:CB	1:V:203:SER:HB3	2.23	0.68
2:W:69:TRP:CB	2:W:73:GLU:HB2	2.18	0.68
3:X:177:VAL:O	3:X:207:MET:HB2	1.94	0.68
3:Z:277:TYR:HA	3:Z:280:PHE:CE1	2.28	0.68
1:0:439:PHE:HA	1:0:442:ILE:HB	1.76	0.68
2:1:443:VAL:HA	2:1:446:TRP:CD1	2.29	0.68
3:2:68:ASN:CB	3:2:69:PRO:CD	2.71	0.68
3:2:236:PRO:HA	3:2:240:GLY:CA	2.24	0.68
4:3:70:GLU:OE1	4:3:70:GLU:HA	1.91	0.68
1:B:281:ILE:HD12	1:B:281:ILE:H	1.59	0.68
2:C:66:ARG:HH11	2:C:66:ARG:CG	2.05	0.68
2:C:293:MET:O	2:C:297:SER:HB3	1.93	0.68
3:D:43:VAL:CG1	3:D:49:ILE:O	2.35	0.68
3:D:250:LEU:CA	3:D:253:LEU:HD22	2.22	0.68
4:E:211:PHE:O	4:E:212:LEU:HD12	1.93	0.68
3:F:20:ARG:HG3	3:F:22:VAL:CG2	2.24	0.68
3:F:95:ASN:HA	3:F:127:TYR:HB3	1.73	0.68
3:F:302:SER:O	4:J:245:GLN:O	2.12	0.68
1:G:20:ARG:HD3	1:G:20:ARG:N	2.02	0.68
1:G:128:CYS:SG	1:G:144:MET:HG2	2.33	0.68
2:H:91:ASP:OD1	2:H:153:TYR:HE1	1.76	0.68
2:H:443:VAL:HA	2:H:446:TRP:CD1	2.29	0.68
3:I:177:VAL:O	3:I:207:MET:HB2	1.94	0.68
3:I:250:LEU:CA	3:I:253:LEU:HD22	2.22	0.68
4:J:44:GLU:OE1	4:J:129:ILE:HG21	1.94	0.68
4:J:273:PRO:HG2	4:J:274:GLU:H	1.59	0.68
3:K:209:ARG:C	3:K:210:ILE:HG13	2.12	0.68
3:K:277:TYR:HA	3:K:280:PHE:CE1	2.28	0.68
3:N:236:PRO:HA	3:N:240:GLY:CA	2.24	0.68
4:O:44:GLU:HG3	4:O:129:ILE:CD1	2.24	0.68
4:O:136:PHE:CE1	4:O:285:TYR:OH	2.42	0.68
3:P:155:LYS:HG3	4:T:78:ARG:HE	1.59	0.68
1:Q:33:VAL:HG11	1:Q:158:LEU:HD11	1.76	0.68
1:Q:280:ILE:H	1:Q:280:ILE:HD13	1.59	0.68
2:R:259:THR:O	2:R:263:VAL:HG23	1.94	0.68

Continued on next page...

Continued from previous page...

Atom-1	Atom-2	Interatomic distance (Å)	Clash overlap (Å)
3:S:66:ARG:O	3:S:67:TRP:CE3	2.46	0.68
3:S:376:ILE:HG22	3:S:380:LYS:HZ3	1.59	0.68
4:T:19:LYS:HZ2	4:T:154:GLU:CB	1.97	0.68
4:T:44:GLU:OE1	4:T:129:ILE:HG21	1.94	0.68
3:U:1:SER:H3	3:U:4:GLU:HB2	1.59	0.68
3:U:155:LYS:HG3	4:Y:78:ARG:HE	1.59	0.68
1:V:20:ARG:HD3	1:V:20:ARG:N	2.02	0.68
1:V:128:CYS:SG	1:V:144:MET:HG2	2.33	0.68
1:V:160:HIS:NE2	1:V:209:PHE:CE1	2.61	0.68
3:X:35:LEU:CD2	3:X:164:ARG:HH12	1.98	0.68
3:X:80:LEU:HD22	3:X:110:LEU:HD23	1.74	0.68
4:Y:261:GLN:HE21	4:Y:265:LEU:CG	2.07	0.68
4:Y:306:VAL:O	4:Y:309:ARG:HG3	1.94	0.68
4:Y:313:THR:O	4:Y:314:HIS:ND1	2.26	0.68
1:0:43:LEU:HB3	1:0:215:ARG:HH12	1.58	0.68
1:0:47:ASN:HB2	1:0:49:GLU:CD	2.13	0.68
1:0:136:PRO:HG2	1:0:139:TRP:HA	1.75	0.68
2:1:199:LYS:NZ	2:1:199:LYS:O	2.26	0.68
2:1:204:ASP:H	2:1:207:PRO:HG2	1.59	0.68
2:1:293:MET:O	2:1:297:SER:HB3	1.93	0.68
3:A:155:LYS:HG3	4:E:78:ARG:HE	1.59	0.68
3:A:265:PRO:CA	3:A:268:SER:HB3	2.23	0.68
1:B:175:ILE:HG12	1:B:177:GLN:H	1.56	0.68
2:C:36:SER:HB3	2:C:59:ASP:CB	2.24	0.68
2:C:259:THR:O	2:C:263:VAL:HG23	1.94	0.68
4:E:214:ILE:HD12	4:E:214:ILE:C	2.14	0.68
3:F:107:LYS:NZ	1:G:151:TYR:HA	2.08	0.68
3:F:107:LYS:HZ1	1:G:151:TYR:HA	1.59	0.68
3:F:384:GLU:OE2	3:F:387:LYS:HE2	1.93	0.68
1:G:136:PRO:HD3	1:G:279:ILE:HG21	1.75	0.68
1:G:247:GLU:HA	1:G:249:MET:HG3	1.76	0.68
1:G:281:ILE:HG22	1:G:285:MET:H	1.58	0.68
2:H:162:LEU:H	2:H:199:LYS:HG2	1.56	0.68
2:H:478:PHE:HD1	2:H:479:ASN:N	1.92	0.68
3:I:280:PHE:HB3	3:I:284:PHE:CZ	2.29	0.68
3:K:60:TRP:HE1	3:K:116:ILE:HD12	1.57	0.68
3:K:135:PHE:CD1	3:K:273:LEU:CB	2.77	0.68
3:K:155:LYS:HG3	4:O:78:ARG:HE	1.59	0.68
2:M:204:ASP:H	2:M:207:PRO:HG2	1.59	0.68
2:M:230:ILE:CG1	2:M:231:ASN:N	2.57	0.68
2:M:302:VAL:C	2:M:306:CYS:HG	1.94	0.68

Continued on next page...

Continued from previous page...

Atom-1	Atom-2	Interatomic distance (Å)	Clash overlap (Å)
3:N:7:LEU:HA	3:N:10:ASN:ND2	2.08	0.68
3:N:37:LEU:H	3:N:164:ARG:HH22	1.40	0.68
3:N:56:LEU:CA	3:N:120:PRO:HD2	2.23	0.68
3:N:305:THR:HG1	3:N:401:TYR:HD2	1.42	0.68
4:O:453:ILE:O	4:O:457:LEU:N	2.27	0.68
3:P:302:SER:O	4:T:245:GLN:O	2.12	0.68
1:Q:7:LEU:O	1:Q:10:VAL:HG12	1.94	0.68
1:Q:21:PRO:HG2	1:Q:60:TRP:NE1	2.09	0.68
2:R:181:PRO:HD3	2:R:192:ILE:HG21	1.74	0.68
3:S:80:LEU:HD22	3:S:110:LEU:HD23	1.74	0.68
3:S:212:LEU:O	3:S:216:VAL:CG2	2.42	0.68
4:T:62:TYR:C	4:T:62:TYR:CD1	2.67	0.68
4:T:231:LEU:HG	4:T:232:ILE:N	2.03	0.68
4:T:302:ILE:O	4:T:306:VAL:HG23	1.93	0.68
1:V:33:VAL:HG11	1:V:158:LEU:HD11	1.76	0.68
2:W:36:SER:HB3	2:W:59:ASP:CB	2.24	0.68
2:W:91:ASP:OD1	2:W:153:TYR:HE1	1.76	0.68
2:W:263:VAL:CA	3:X:251:LEU:HD11	2.23	0.68
3:X:45:GLU:HG2	3:X:272:PRO:CD	2.24	0.68
4:Y:44:GLU:HG3	4:Y:129:ILE:CD1	2.24	0.68
1:O:128:CYS:SG	1:O:144:MET:HG2	2.33	0.68
1:O:444:ILE:HG23	1:O:445:THR:H	1.57	0.68
2:1:225:PRO:HG2	2:1:228:TYR:CD1	2.29	0.68
3:2:38:ILE:C	3:2:169:THR:HG21	2.14	0.68
3:2:178:MET:HA	3:2:207:MET:CB	2.23	0.68
3:2:212:LEU:O	3:2:216:VAL:CG2	2.42	0.68
4:3:78:ARG:HE	3:Z:155:LYS:HG3	1.59	0.68
3:A:265:PRO:CD	3:A:266:SER:H	2.07	0.68
1:B:247:GLU:HA	1:B:249:MET:HG3	1.76	0.68
2:C:136:TYR:HD1	2:C:142:GLN:HB3	1.58	0.68
2:C:162:LEU:CD1	2:C:217:PHE:CE1	2.61	0.68
2:C:201:ILE:HD12	2:C:213:GLN:OE1	1.93	0.68
2:C:296:MET:HA	2:C:296:MET:HE3	1.74	0.68
3:D:107:LYS:HZ1	4:E:149:THR:HA	1.59	0.68
3:D:236:PRO:HA	3:D:240:GLY:CA	2.24	0.68
3:D:280:PHE:HB3	3:D:284:PHE:CZ	2.29	0.68
3:F:16:ASN:HB2	3:F:19:ILE:CD1	2.23	0.68
1:G:281:ILE:HD12	1:G:281:ILE:H	1.59	0.68
3:I:37:LEU:HD11	3:I:52:THR:OG1	1.93	0.68
3:I:56:LEU:CA	3:I:120:PRO:HD2	2.24	0.68
3:I:94:ASN:C	3:I:94:ASN:ND2	2.46	0.68

Continued on next page...

Continued from previous page...

Atom-1	Atom-2	Interatomic distance (Å)	Clash overlap (Å)
4:J:140:ASN:C	4:J:140:ASN:ND2	2.45	0.68
1:L:247:GLU:HA	1:L:249:MET:HG3	1.76	0.68
1:L:280:ILE:H	1:L:280:ILE:HD13	1.59	0.68
2:M:143:ASN:OD1	2:M:220:ILE:CB	2.41	0.68
2:M:253:SER:OG	3:N:306:HIS:HB3	1.94	0.68
2:M:263:VAL:O	2:M:267:GLN:CG	2.41	0.68
3:N:72:TYR:CD1	3:N:72:TYR:C	2.66	0.68
4:O:27:VAL:CG1	4:O:153:HIS:O	2.40	0.68
4:O:100:GLU:HB2	4:O:122:ILE:HD11	1.76	0.68
3:P:245:LEU:HD21	1:Q:253:ILE:HB	1.74	0.68
1:Q:48:GLU:HA	1:Q:130:ILE:CG1	2.24	0.68
1:Q:160:HIS:NE2	1:Q:209:PHE:HE1	1.90	0.68
2:R:69:TRP:HB2	2:R:74:TYR:N	2.09	0.68
2:R:263:VAL:CA	3:S:251:LEU:HD11	2.24	0.68
4:T:44:GLU:HG3	4:T:129:ILE:CD1	2.24	0.68
4:T:110:TYR:CD1	4:T:111:ASN:N	2.55	0.68
4:T:313:THR:O	4:T:314:HIS:ND1	2.26	0.68
3:U:20:ARG:HG3	3:U:22:VAL:CG2	2.24	0.68
2:W:80:LEU:O	2:W:112:VAL:CB	2.42	0.68
3:X:43:VAL:CG1	3:X:49:ILE:O	2.35	0.68
3:X:236:PRO:HA	3:X:240:GLY:CA	2.24	0.68
4:Y:173:ASP:HB2	4:Y:188:ARG:HH11	1.59	0.68
3:Z:6:ARG:HB2	3:Z:6:ARG:HH11	1.58	0.68
3:Z:67:TRP:CD1	3:Z:71:ASP:CG	2.68	0.68
3:Z:118:TRP:HD1	3:Z:120:PRO:HD3	1.56	0.68
2:1:69:TRP:HB2	2:1:74:TYR:N	2.09	0.67
2:1:162:LEU:CD1	2:1:217:PHE:CE1	2.61	0.67
2:1:478:PHE:HD1	2:1:479:ASN:N	1.92	0.67
3:2:49:ILE:HG21	3:2:125:LYS:HZ1	1.59	0.67
4:3:27:VAL:CG1	4:3:154:GLU:N	2.52	0.67
4:3:44:GLU:OE1	4:3:129:ILE:HG21	1.94	0.67
4:3:92:GLU:HB3	4:3:144:VAL:HG23	1.76	0.67
4:3:211:PHE:O	4:3:212:LEU:HD12	1.93	0.67
4:3:214:ILE:HD12	4:3:214:ILE:C	2.14	0.67
3:A:145:LYS:HZ2	3:A:202:THR:CG2	2.06	0.67
3:A:277:TYR:HA	3:A:280:PHE:CE1	2.28	0.67
3:A:302:SER:O	4:E:245:GLN:O	2.12	0.67
1:B:43:LEU:HB3	1:B:215:ARG:HH12	1.58	0.67
1:B:244:ASP:CB	2:C:314:PHE:HE1	2.08	0.67
2:C:253:SER:OG	3:D:306:HIS:HB3	1.94	0.67
3:D:118:TRP:NE1	3:D:120:PRO:HB3	2.09	0.67

Continued on next page...

Continued from previous page...

Atom-1	Atom-2	Interatomic distance (Å)	Clash overlap (Å)
3:F:135:PHE:CD1	3:F:273:LEU:CB	2.77	0.67
3:F:391:GLU:O	3:F:394:ASN:CG	2.33	0.67
1:G:244:ASP:CB	2:H:314:PHE:HE1	2.07	0.67
1:G:406:GLU:HA	1:G:409:LYS:CD	2.18	0.67
2:H:136:TYR:HD1	2:H:142:GLN:HB3	1.58	0.67
2:H:259:THR:O	2:H:263:VAL:HG23	1.94	0.67
2:H:263:VAL:CA	3:I:251:LEU:HD11	2.24	0.67
3:I:245:LEU:CD2	4:J:255:ILE:HG13	2.23	0.67
4:J:34:LEU:HD12	4:J:210:PHE:HE2	1.59	0.67
4:J:39:LEU:CD1	4:J:49:LEU:HD13	2.24	0.67
4:J:62:TYR:C	4:J:62:TYR:CD1	2.67	0.67
1:L:15:TYR:CD1	1:L:15:TYR:O	2.47	0.67
1:L:75:ILE:HD11	1:L:78:LEU:HD13	1.74	0.67
1:L:160:HIS:NE2	1:L:209:PHE:CE1	2.61	0.67
2:M:199:LYS:O	2:M:199:LYS:NZ	2.26	0.67
2:M:478:PHE:HD1	2:M:479:ASN:N	1.92	0.67
3:N:412:CYS:HA	3:N:415:MET:HE1	1.76	0.67
4:O:173:ASP:HB2	4:O:188:ARG:HH11	1.59	0.67
3:P:291:VAL:HG12	3:P:295:VAL:CG2	2.24	0.67
3:P:410:LEU:O	3:P:414:PHE:HB2	1.93	0.67
1:Q:75:ILE:HD11	1:Q:78:LEU:HD13	1.74	0.67
2:R:80:LEU:O	2:R:112:VAL:CB	2.42	0.67
2:R:141:TRP:HB2	2:R:222:ARG:HA	1.76	0.67
2:R:199:LYS:NZ	2:R:199:LYS:O	2.26	0.67
3:S:38:ILE:C	3:S:169:THR:HG21	2.14	0.67
3:S:236:PRO:HA	3:S:240:GLY:HA2	1.74	0.67
4:T:94:ASN:ND2	4:T:125:SER:HB2	2.01	0.67
4:T:151:ASN:O	4:T:153:HIS:N	2.25	0.67
3:U:72:TYR:CD1	3:U:72:TYR:C	2.67	0.67
3:U:243:MET:HG2	3:U:244:THR:N	2.08	0.67
1:V:15:TYR:CD1	1:V:15:TYR:O	2.47	0.67
1:V:21:PRO:HG2	1:V:60:TRP:NE1	2.09	0.67
1:V:444:ILE:HG23	1:V:445:THR:N	2.08	0.67
2:W:30:VAL:HG11	2:W:159:SER:HB2	1.75	0.67
3:X:56:LEU:CA	3:X:120:PRO:HD2	2.24	0.67
3:X:167:LEU:HD11	3:X:178:MET:HB2	1.76	0.67
4:Y:75:ASP:HB3	4:Y:110:TYR:HE1	1.52	0.67
4:Y:174:PRO:HA	4:Y:177:PHE:CB	2.24	0.67
4:Y:453:ILE:O	4:Y:457:LEU:N	2.27	0.67
3:Z:217:ASN:O	3:Z:221:PRO:CD	2.42	0.67
3:Z:242:LYS:HB2	3:Z:245:LEU:CB	2.23	0.67

Continued on next page...

Continued from previous page...

Atom-1	Atom-2	Interatomic distance (Å)	Clash overlap (Å)
1:0:75:ILE:HD11	1:0:78:LEU:HD13	1.74	0.67
2:1:51:THR:HA	2:1:128:SER:O	1.94	0.67
2:1:80:LEU:O	2:1:112:VAL:CB	2.42	0.67
3:2:7:LEU:HA	3:2:10:ASN:ND2	2.08	0.67
3:2:37:LEU:HD11	3:2:52:THR:OG1	1.93	0.67
4:3:184:THR:O	4:3:214:ILE:HB	1.94	0.67
4:3:416:VAL:HG22	4:3:417:GLU:H	1.59	0.67
3:A:54:VAL:HG23	3:A:122:ALA:HB3	1.75	0.67
3:A:67:TRP:CD1	3:A:71:ASP:CG	2.68	0.67
3:A:260:ILE:O	3:A:264:ILE:HG23	1.93	0.67
3:A:291:VAL:HG12	3:A:295:VAL:CG2	2.24	0.67
1:B:280:ILE:H	1:B:280:ILE:HD13	1.59	0.67
1:B:439:PHE:HA	1:B:442:ILE:HB	1.76	0.67
2:C:141:TRP:HB2	2:C:222:ARG:HA	1.76	0.67
2:C:263:VAL:O	2:C:267:GLN:CG	2.41	0.67
3:D:43:VAL:HG22	3:D:50:VAL:CA	2.19	0.67
4:E:231:LEU:HG	4:E:232:ILE:N	2.03	0.67
1:G:15:TYR:CD1	1:G:15:TYR:O	2.47	0.67
1:G:111:GLN:HB2	1:G:115:ALA:HB3	1.75	0.67
1:G:143:THR:HG23	1:G:208:THR:HG23	1.77	0.67
2:H:199:LYS:O	2:H:199:LYS:NZ	2.26	0.67
2:H:230:ILE:CG1	2:H:231:ASN:N	2.56	0.67
2:H:253:SER:OG	3:I:306:HIS:HB3	1.94	0.67
3:I:45:GLU:HG2	3:I:272:PRO:CD	2.23	0.67
3:I:145:LYS:O	3:I:146:LEU:HD12	1.94	0.67
3:I:167:LEU:HD11	3:I:178:MET:HB2	1.76	0.67
4:J:44:GLU:HG3	4:J:129:ILE:CD1	2.24	0.67
4:J:151:ASN:O	4:J:153:HIS:N	2.25	0.67
3:K:252:SER:CB	1:L:257:LEU:HD13	2.25	0.67
3:N:95:ASN:OD1	3:N:144:MET:HG2	1.93	0.67
4:O:211:PHE:O	4:O:212:LEU:HD12	1.93	0.67
4:O:235:LEU:CD1	4:O:257:VAL:HG11	2.24	0.67
3:P:20:ARG:HG3	3:P:22:VAL:CG2	2.24	0.67
3:P:160:PRO:HG2	3:P:185:LYS:HZ1	1.59	0.67
1:Q:241:LEU:HG	1:Q:248:LYS:CB	2.23	0.67
1:Q:244:ASP:CB	2:R:314:PHE:HE1	2.08	0.67
2:R:36:SER:HB3	2:R:59:ASP:CB	2.24	0.67
4:T:39:LEU:CD1	4:T:49:LEU:HD13	2.24	0.67
4:T:185:ILE:HG12	4:T:214:ILE:HG21	1.75	0.67
4:T:240:TYR:O	4:T:450:CYS:SG	2.53	0.67
4:T:247:GLY:N	4:T:250:LYS:HZ1	1.81	0.67

Continued on next page...

Continued from previous page...

Atom-1	Atom-2	Interatomic distance (Å)	Clash overlap (Å)
3:U:16:ASN:HB2	3:U:19:ILE:CD1	2.23	0.67
3:U:35:LEU:HD23	3:U:36:GLN:N	2.09	0.67
1:V:45:GLU:HA	1:V:130:ILE:CD1	2.24	0.67
1:V:135:PHE:HB2	1:V:279:ILE:HB	1.77	0.67
2:W:130:CYS:SG	2:W:146:LEU:CD1	2.78	0.67
2:W:141:TRP:HB2	2:W:222:ARG:HA	1.76	0.67
2:W:181:PRO:HD3	2:W:192:ILE:HG21	1.74	0.67
2:W:199:LYS:NZ	2:W:199:LYS:O	2.26	0.67
2:W:220:ILE:O	2:W:220:ILE:HG13	1.94	0.67
2:W:259:THR:O	2:W:263:VAL:HG23	1.94	0.67
3:X:236:PRO:HA	3:X:240:GLY:HA2	1.74	0.67
4:Y:44:GLU:OE1	4:Y:129:ILE:HG21	1.94	0.67
4:Y:59:TRP:HZ2	4:Y:84:LEU:HD22	1.58	0.67
1:0:37:LEU:HD23	1:0:179:ALA:C	2.15	0.67
2:1:110:VAL:HG13	2:1:120:TRP:CB	2.24	0.67
2:1:259:THR:O	2:1:263:VAL:HG23	1.94	0.67
3:2:130:ILE:HB	3:2:134:HIS:CG	2.30	0.67
3:A:217:ASN:O	3:A:221:PRO:CD	2.42	0.67
1:B:52:THR:HG22	1:B:53:SER:H	1.59	0.67
1:B:58:LEU:CD1	1:B:118:TRP:HB3	2.25	0.67
1:B:75:ILE:CD1	1:B:78:LEU:HB2	2.24	0.67
1:B:444:ILE:HG23	1:B:445:THR:H	1.57	0.67
1:B:460:HIS:O	1:B:464:PRO:CG	2.43	0.67
2:C:179:ILE:HG13	2:C:181:PRO:HD2	1.76	0.67
2:C:204:ASP:H	2:C:207:PRO:HG2	1.59	0.67
2:C:289:GLY:O	2:C:293:MET:CE	2.42	0.67
4:E:44:GLU:HG3	4:E:129:ILE:CD1	2.24	0.67
4:E:242:LEU:N	4:E:243:PRO:HD2	2.10	0.67
4:E:453:ILE:O	4:E:457:LEU:N	2.27	0.67
3:F:135:PHE:N	3:F:136:PRO:HD3	2.09	0.67
3:F:155:LYS:HG3	4:J:78:ARG:HE	1.59	0.67
1:G:33:VAL:HG11	1:G:158:LEU:HD11	1.76	0.67
1:G:52:THR:HG22	1:G:53:SER:H	1.59	0.67
1:G:100:PHE:HB2	1:G:103:THR:HB	1.74	0.67
1:G:416:GLU:OE2	2:H:433:ILE:HG21	1.95	0.67
3:I:236:PRO:HA	3:I:240:GLY:CA	2.24	0.67
4:J:266:PHE:CD1	4:J:269:ALA:HB3	2.30	0.67
1:L:111:GLN:HB2	1:L:115:ALA:HB3	1.75	0.67
2:M:8:ILE:HD11	2:M:69:TRP:HZ3	1.59	0.67
3:N:177:VAL:O	3:N:207:MET:HB2	1.94	0.67
4:O:188:ARG:NH2	4:O:210:PHE:CD2	2.62	0.67

Continued on next page...

Continued from previous page...

Atom-1	Atom-2	Interatomic distance (Å)	Clash overlap (Å)
3:P:54:VAL:HG23	3:P:122:ALA:HB3	1.75	0.67
3:P:384:GLU:OE2	3:P:387:LYS:HE2	1.93	0.67
1:Q:75:ILE:CD1	1:Q:78:LEU:HB2	2.24	0.67
2:R:93:VAL:CB	2:R:151:LEU:HD13	2.24	0.67
2:R:132:ILE:HG13	2:R:136:TYR:CD2	2.30	0.67
2:R:478:PHE:HD1	2:R:479:ASN:N	1.92	0.67
4:T:174:PRO:HA	4:T:177:PHE:CB	2.24	0.67
3:U:136:PRO:HG3	3:U:274:ILE:HG21	1.74	0.67
3:U:166:ASP:OD2	3:U:178:MET:HE1	1.94	0.67
3:U:291:VAL:HG12	3:U:295:VAL:CG2	2.24	0.67
3:U:302:SER:O	4:Y:245:GLN:O	2.12	0.67
3:U:391:GLU:O	3:U:394:ASN:CG	2.33	0.67
1:V:75:ILE:HD11	1:V:78:LEU:HD13	1.74	0.67
1:V:220:TYR:CE2	2:W:279:PRO:CB	2.77	0.67
1:V:241:LEU:HG	1:V:248:LYS:CB	2.23	0.67
1:V:280:ILE:H	1:V:280:ILE:HD13	1.59	0.67
2:W:69:TRP:CZ2	2:W:112:VAL:CG1	2.69	0.67
3:X:427:ALA:O	3:X:431:ILE:HG13	1.94	0.67
4:Y:1:ASN:O	4:Y:69:SER:HB3	1.95	0.67
3:Z:187:TRP:CH2	3:Z:189:TYR:CB	2.75	0.67
1:0:92:LEU:HG	1:0:96:ASN:CB	2.24	0.67
3:2:15:TYR:C	3:2:16:ASN:HD22	1.97	0.67
3:2:41:ILE:HG12	4:3:96:ASP:OD2	1.94	0.67
3:2:45:GLU:HG2	3:2:272:PRO:CD	2.24	0.67
4:3:453:ILE:O	4:3:457:LEU:N	2.27	0.67
3:A:135:PHE:CD1	3:A:273:LEU:CB	2.77	0.67
3:A:292:THR:HA	3:A:296:ILE:CD1	2.24	0.67
1:B:21:PRO:HG2	1:B:60:TRP:NE1	2.09	0.67
1:B:136:PRO:CD	1:B:280:ILE:HD11	2.25	0.67
2:C:77:ILE:HD11	2:C:80:LEU:HB2	1.74	0.67
2:C:478:PHE:HD1	2:C:479:ASN:N	1.92	0.67
3:D:45:GLU:HG2	3:D:272:PRO:CD	2.24	0.67
3:F:67:TRP:CD1	3:F:71:ASP:CG	2.68	0.67
3:F:134:HIS:CA	3:F:136:PRO:HD2	2.25	0.67
3:F:292:THR:HA	3:F:296:ILE:CD1	2.24	0.67
1:G:21:PRO:HG2	1:G:60:TRP:NE1	2.09	0.67
2:H:42:LEU:CD2	2:H:190:TRP:CH2	2.76	0.67
3:I:427:ALA:O	3:I:431:ILE:HG13	1.94	0.67
4:J:103:TYR:CG	4:J:104:TYR:N	2.58	0.67
4:J:242:LEU:N	4:J:243:PRO:HD2	2.10	0.67
3:K:235:LEU:HD21	3:K:242:LYS:CG	2.24	0.67

Continued on next page...

Continued from previous page...

Atom-1	Atom-2	Interatomic distance (Å)	Clash overlap (Å)
3:K:243:MET:HB3	3:K:306:HIS:CE1	2.30	0.67
3:K:302:SER:O	4:O:245:GLN:O	2.12	0.67
3:K:391:GLU:O	3:K:394:ASN:CG	2.33	0.67
1:L:136:PRO:CD	1:L:280:ILE:HD11	2.25	0.67
2:M:293:MET:O	2:M:297:SER:HB3	1.93	0.67
3:P:135:PHE:CD1	3:P:273:LEU:CB	2.77	0.67
1:Q:160:HIS:CB	1:Q:195:LYS:HE2	2.22	0.67
1:Q:306:HIS:ND1	1:Q:306:HIS:C	2.48	0.67
2:R:204:ASP:H	2:R:207:PRO:HG2	1.59	0.67
2:R:225:PRO:HG2	2:R:228:TYR:CD1	2.29	0.67
4:T:44:GLU:CA	4:T:129:ILE:HD12	2.19	0.67
3:U:292:THR:HA	3:U:296:ILE:CD1	2.24	0.67
1:V:244:ASP:CB	2:W:314:PHE:HE1	2.07	0.67
2:W:69:TRP:HB2	2:W:74:TYR:N	2.09	0.67
2:W:113:ARG:CD	2:W:117:TYR:HB3	2.22	0.67
2:W:143:ASN:OD1	2:W:220:ILE:CB	2.41	0.67
3:X:250:LEU:CA	3:X:253:LEU:HD22	2.22	0.67
3:X:280:PHE:HB3	3:X:284:PHE:CZ	2.29	0.67
4:Y:44:GLU:CA	4:Y:129:ILE:HD12	2.20	0.67
4:Y:240:TYR:O	4:Y:450:CYS:SG	2.53	0.67
3:Z:391:GLU:O	3:Z:394:ASN:CG	2.33	0.67
1:0:244:ASP:CB	2:1:314:PHE:HE1	2.07	0.67
2:1:93:VAL:CB	2:1:151:LEU:HD13	2.24	0.67
3:2:37:LEU:H	3:2:164:ARG:HH22	1.40	0.67
3:2:144:MET:O	3:2:203:TYR:CD1	2.48	0.67
4:3:240:TYR:O	4:3:450:CYS:SG	2.53	0.67
4:3:245:GLN:O	3:Z:302:SER:O	2.12	0.67
3:A:135:PHE:N	3:A:136:PRO:HD3	2.09	0.67
3:A:243:MET:HB3	3:A:306:HIS:CE1	2.30	0.67
2:C:51:THR:HA	2:C:128:SER:O	1.94	0.67
3:D:130:ILE:HB	3:D:134:HIS:CG	2.30	0.67
4:E:44:GLU:OE1	4:E:129:ILE:HG21	1.94	0.67
3:F:265:PRO:CD	3:F:266:SER:H	2.07	0.67
2:H:225:PRO:HG2	2:H:228:TYR:CD1	2.29	0.67
2:H:289:GLY:O	2:H:293:MET:CE	2.43	0.67
4:J:1:ASN:O	4:J:69:SER:HB3	1.95	0.67
4:J:19:LYS:HZ1	4:J:154:GLU:HB3	1.60	0.67
4:J:92:GLU:HB3	4:J:144:VAL:HG23	1.77	0.67
3:K:108:LEU:HD13	3:K:118:TRP:CB	2.24	0.67
3:K:134:HIS:CA	3:K:136:PRO:HD2	2.25	0.67
3:K:229:THR:HA	3:K:232:VAL:CB	2.24	0.67

Continued on next page...

Continued from previous page...

Atom-1	Atom-2	Interatomic distance (Å)	Clash overlap (Å)
3:K:255:VAL:HG23	3:K:258:LEU:HD12	1.76	0.67
3:K:292:THR:HA	3:K:296:ILE:CD1	2.24	0.67
1:L:7:LEU:O	1:L:10:VAL:HG12	1.94	0.67
1:L:281:ILE:HD12	1:L:281:ILE:H	1.59	0.67
1:L:306:HIS:ND1	1:L:306:HIS:C	2.48	0.67
1:L:460:HIS:O	1:L:464:PRO:CG	2.43	0.67
2:M:233:ILE:HD13	2:M:233:ILE:N	2.08	0.67
4:O:62:TYR:C	4:O:62:TYR:CD1	2.67	0.67
1:Q:43:LEU:HB3	1:Q:215:ARG:HH12	1.58	0.67
2:R:30:VAL:HG11	2:R:159:SER:HB2	1.75	0.67
4:T:173:ASP:HB2	4:T:188:ARG:HH11	1.59	0.67
4:T:188:ARG:NH2	4:T:210:PHE:CD2	2.63	0.67
4:T:214:ILE:HD12	4:T:214:ILE:C	2.14	0.67
3:U:6:ARG:HB2	3:U:6:ARG:HH11	1.58	0.67
3:U:217:ASN:O	3:U:221:PRO:CD	2.42	0.67
3:U:265:PRO:CD	3:U:266:SER:H	2.07	0.67
1:V:58:LEU:CD1	1:V:118:TRP:HB3	2.25	0.67
1:V:185:GLN:HB3	1:V:217:PRO:HB3	1.74	0.67
1:V:306:HIS:ND1	1:V:306:HIS:C	2.48	0.67
2:W:51:THR:HA	2:W:128:SER:O	1.94	0.67
2:W:93:VAL:CB	2:W:151:LEU:HD13	2.24	0.67
2:W:225:PRO:HG2	2:W:228:TYR:CD1	2.29	0.67
2:W:478:PHE:HD1	2:W:479:ASN:N	1.92	0.67
3:X:41:ILE:HG12	4:Y:96:ASP:OD2	1.95	0.67
4:Y:34:LEU:HD12	4:Y:210:PHE:HE2	1.59	0.67
4:Y:59:TRP:CE2	4:Y:115:MET:HB2	2.30	0.67
4:Y:188:ARG:NH2	4:Y:210:PHE:CD2	2.63	0.67
3:Z:45:GLU:O	3:Z:130:ILE:HG13	1.95	0.67
3:Z:265:PRO:CD	3:Z:266:SER:H	2.07	0.67
1:0:460:HIS:O	1:0:464:PRO:CG	2.43	0.67
2:1:289:GLY:O	2:1:293:MET:CE	2.43	0.67
3:2:111:ASP:OD2	3:2:115:LYS:HB3	1.95	0.67
3:2:212:LEU:O	3:2:216:VAL:HG23	1.94	0.67
3:2:427:ALA:O	3:2:431:ILE:HG13	1.94	0.67
4:3:231:LEU:HG	4:3:232:ILE:N	2.03	0.67
4:3:273:PRO:HG2	4:3:274:GLU:H	1.59	0.67
3:A:16:ASN:HB2	3:A:19:ILE:CD1	2.23	0.67
2:C:80:LEU:O	2:C:112:VAL:CB	2.42	0.67
4:E:62:TYR:C	4:E:62:TYR:CD1	2.67	0.67
3:F:54:VAL:HG23	3:F:122:ALA:HB3	1.75	0.67
3:F:243:MET:HG2	3:F:244:THR:N	2.08	0.67

Continued on next page...

Continued from previous page...

Atom-1	Atom-2	Interatomic distance (Å)	Clash overlap (Å)
3:F:255:VAL:HG23	3:F:258:LEU:HD12	1.76	0.67
1:G:130:ILE:HD12	1:G:134:TYR:CE2	2.30	0.67
2:H:132:ILE:HG13	2:H:136:TYR:CD2	2.30	0.67
3:I:29:VAL:HG23	3:I:155:LYS:O	1.95	0.67
1:L:241:LEU:HG	1:L:248:LYS:CB	2.23	0.67
1:L:244:ASP:CB	2:M:314:PHE:HE1	2.07	0.67
2:M:80:LEU:O	2:M:112:VAL:CB	2.42	0.67
2:M:263:VAL:CA	3:N:251:LEU:HD11	2.23	0.67
4:O:44:GLU:OE1	4:O:129:ILE:HG21	1.94	0.67
3:P:67:TRP:CD1	3:P:71:ASP:CG	2.68	0.67
3:P:292:THR:HA	3:P:296:ILE:CD1	2.24	0.67
3:P:391:GLU:O	3:P:394:ASN:CG	2.33	0.67
1:Q:15:TYR:CD1	1:Q:15:TYR:O	2.47	0.67
1:Q:29:VAL:O	1:Q:156:VAL:HG23	1.95	0.67
1:Q:45:GLU:HA	1:Q:130:ILE:CD1	2.25	0.67
1:Q:135:PHE:HB2	1:Q:279:ILE:HB	1.77	0.67
1:Q:251:LEU:HD13	2:R:261:ILE:CG2	2.25	0.67
1:Q:416:GLU:OE2	2:R:433:ILE:HG21	1.95	0.67
2:R:8:ILE:HD11	2:R:69:TRP:HZ3	1.59	0.67
2:R:179:ILE:HG13	2:R:181:PRO:HD2	1.76	0.67
3:S:56:LEU:CA	3:S:120:PRO:HD2	2.24	0.67
3:S:167:LEU:HD11	3:S:178:MET:HB2	1.76	0.67
4:T:1:ASN:O	4:T:69:SER:HB3	1.95	0.67
4:T:173:ASP:OD2	4:T:212:LEU:CD2	2.41	0.67
4:T:184:THR:O	4:T:214:ILE:HB	1.94	0.67
4:T:211:PHE:O	4:T:212:LEU:HD12	1.93	0.67
3:U:243:MET:HB3	3:U:306:HIS:CE1	2.30	0.67
1:V:75:ILE:CD1	1:V:78:LEU:HB2	2.24	0.67
1:V:136:PRO:HG2	1:V:139:TRP:HA	1.75	0.67
1:V:251:LEU:HD13	2:W:261:ILE:CG2	2.25	0.67
1:V:281:ILE:HG22	1:V:285:MET:H	1.59	0.67
2:W:136:TYR:HD1	2:W:142:GLN:HB3	1.58	0.67
2:W:443:VAL:HA	2:W:446:TRP:CD1	2.29	0.67
4:Y:94:ASN:ND2	4:Y:125:SER:HB2	2.01	0.67
3:Z:134:HIS:CA	3:Z:136:PRO:HD2	2.25	0.67
1:O:136:PRO:CD	1:O:280:ILE:HD11	2.25	0.67
1:O:257:LEU:HD13	3:Z:252:SER:CB	2.25	0.67
2:1:141:TRP:HB2	2:1:222:ARG:HA	1.76	0.67
3:2:167:LEU:CD1	3:2:178:MET:HB2	2.21	0.67
3:2:245:LEU:CD2	4:3:255:ILE:HG13	2.23	0.67
3:A:20:ARG:HG3	3:A:22:VAL:CG2	2.24	0.67

Continued on next page...

Continued from previous page...

Atom-1	Atom-2	Interatomic distance (Å)	Clash overlap (Å)
3:A:72:TYR:CD1	3:A:72:TYR:C	2.67	0.67
3:A:227:PHE:CA	3:A:230:VAL:HB	2.22	0.67
4:E:89:VAL:O	4:E:90:VAL:HG23	1.95	0.67
4:E:174:PRO:HA	4:E:177:PHE:CB	2.24	0.67
4:E:184:THR:O	4:E:214:ILE:HB	1.94	0.67
4:E:261:GLN:HE21	4:E:265:LEU:CG	2.07	0.67
3:F:108:LEU:HD22	3:F:118:TRP:HA	1.77	0.67
3:F:136:PRO:HG3	3:F:274:ILE:HG21	1.74	0.67
3:F:262:GLU:HG2	4:J:271:LYS:HZ1	1.59	0.67
1:G:58:LEU:CD1	1:G:118:TRP:HB3	2.25	0.67
1:G:90:ILE:HA	1:G:148:SER:HA	1.77	0.67
1:G:135:PHE:HB2	1:G:279:ILE:HB	1.77	0.67
2:H:51:THR:HA	2:H:128:SER:O	1.94	0.67
2:H:273:LEU:HD23	2:H:276:GLN:CG	2.25	0.67
3:I:41:ILE:HG12	4:J:96:ASP:OD2	1.95	0.67
3:I:43:VAL:CG1	3:I:49:ILE:O	2.35	0.67
3:I:66:ARG:O	3:I:67:TRP:CE3	2.46	0.67
4:J:44:GLU:CD	4:J:133:TYR:HD2	1.96	0.67
4:J:59:TRP:CE2	4:J:115:MET:HB2	2.30	0.67
4:J:184:THR:O	4:J:214:ILE:HB	1.94	0.67
3:K:17:LYS:HE3	3:K:84:ASP:HA	1.77	0.67
3:K:72:TYR:CD1	3:K:72:TYR:C	2.67	0.67
3:K:243:MET:HG2	3:K:244:THR:N	2.08	0.67
3:K:291:VAL:HG12	3:K:295:VAL:CG2	2.24	0.67
2:M:30:VAL:CG2	2:M:158:ILE:N	2.55	0.67
2:M:201:ILE:HD12	2:M:213:GLN:OE1	1.93	0.67
3:N:427:ALA:O	3:N:431:ILE:HG13	1.94	0.67
4:O:174:PRO:HA	4:O:177:PHE:CB	2.24	0.67
4:O:240:TYR:O	4:O:450:CYS:SG	2.53	0.67
3:P:108:LEU:HD13	3:P:118:TRP:CB	2.24	0.67
1:Q:37:LEU:HD23	1:Q:179:ALA:C	2.15	0.67
1:Q:160:HIS:NE2	1:Q:209:PHE:CE1	2.61	0.67
2:R:136:TYR:HD1	2:R:142:GLN:HB3	1.58	0.67
3:S:15:TYR:C	3:S:16:ASN:HD22	1.97	0.67
3:S:35:LEU:CD2	3:S:164:ARG:HH12	1.98	0.67
3:S:97:ASP:OD1	3:S:97:ASP:O	2.13	0.67
4:T:100:GLU:HB2	4:T:122:ILE:HD11	1.76	0.67
4:T:151:ASN:HA	4:T:205:PHE:HB2	1.77	0.67
3:U:67:TRP:CD1	3:U:71:ASP:CG	2.68	0.67
1:V:406:GLU:HA	1:V:409:LYS:CD	2.18	0.67
1:V:460:HIS:O	1:V:464:PRO:CG	2.43	0.67

Continued on next page...

Continued from previous page...

Atom-1	Atom-2	Interatomic distance (Å)	Clash overlap (Å)
2:W:132:ILE:HG13	2:W:136:TYR:CD2	2.30	0.67
4:Y:100:GLU:HB2	4:Y:122:ILE:HD11	1.76	0.67
4:Y:151:ASN:O	4:Y:153:HIS:N	2.25	0.67
4:Y:184:THR:O	4:Y:214:ILE:HB	1.94	0.67
4:Y:242:LEU:N	4:Y:243:PRO:HD2	2.10	0.67
3:Z:72:TYR:CD1	3:Z:72:TYR:C	2.67	0.67
3:Z:255:VAL:HG23	3:Z:258:LEU:HD12	1.76	0.67
3:Z:305:THR:HG1	3:Z:400:LYS:HB2	1.58	0.67
1:O:175:ILE:HG12	1:O:177:GLN:H	1.56	0.67
1:O:306:HIS:ND1	1:O:306:HIS:C	2.48	0.67
2:1:8:ILE:HD11	2:1:69:TRP:HZ3	1.59	0.67
2:1:19:LYS:O	2:1:19:LYS:CD	2.43	0.67
3:2:21:PRO:HG3	3:2:60:TRP:CZ2	2.30	0.67
3:2:177:VAL:O	3:2:207:MET:HB2	1.94	0.67
4:3:59:TRP:CE2	4:3:115:MET:HB2	2.30	0.67
3:A:46:VAL:HG21	3:A:269:SER:O	1.95	0.67
3:A:108:LEU:HD22	3:A:118:TRP:HA	1.77	0.67
1:B:33:VAL:HG11	1:B:158:LEU:HD11	1.76	0.67
1:B:37:LEU:HD23	1:B:179:ALA:C	2.15	0.67
2:C:225:PRO:HG2	2:C:228:TYR:CD1	2.29	0.67
3:D:21:PRO:HG3	3:D:60:TRP:CZ2	2.30	0.67
3:D:212:LEU:O	3:D:216:VAL:CG2	2.42	0.67
3:D:241:GLU:C	3:D:243:MET:HE2	2.15	0.67
4:E:59:TRP:HZ2	4:E:84:LEU:HD22	1.58	0.67
4:E:185:ILE:HG12	4:E:214:ILE:HG21	1.75	0.67
4:E:188:ARG:NH2	4:E:210:PHE:CD2	2.62	0.67
4:E:306:VAL:O	4:E:309:ARG:HG3	1.93	0.67
1:G:92:LEU:HG	1:G:96:ASN:CB	2.24	0.67
2:H:8:ILE:HD11	2:H:69:TRP:HZ3	1.59	0.67
2:H:204:ASP:H	2:H:207:PRO:HG2	1.59	0.67
3:I:21:PRO:HG3	3:I:60:TRP:CZ2	2.30	0.67
3:I:107:LYS:HZ1	4:J:149:THR:HA	1.59	0.67
3:I:298:THR:HA	3:I:301:ARG:HB3	1.76	0.67
4:J:10:LEU:O	4:J:14:TYR:N	2.23	0.67
4:J:32:LEU:CD1	4:J:157:LEU:HD13	2.24	0.67
4:J:188:ARG:NH2	4:J:210:PHE:CD2	2.62	0.67
3:K:16:ASN:HB2	3:K:19:ILE:CD1	2.23	0.67
3:K:108:LEU:HD22	3:K:118:TRP:HA	1.77	0.67
3:K:217:ASN:O	3:K:221:PRO:CD	2.42	0.67
1:L:135:PHE:HB2	1:L:279:ILE:HB	1.77	0.67
1:L:136:PRO:HG2	1:L:139:TRP:HA	1.76	0.67

Continued on next page...

Continued from previous page...

Atom-1	Atom-2	Interatomic distance (Å)	Clash overlap (Å)
2:M:69:TRP:HB2	2:M:74:TYR:N	2.09	0.67
2:M:289:GLY:O	2:M:293:MET:CE	2.43	0.67
3:N:212:LEU:O	3:N:216:VAL:CG2	2.42	0.67
3:P:35:LEU:HD23	3:P:36:GLN:N	2.09	0.67
3:P:217:ASN:O	3:P:221:PRO:CD	2.42	0.67
1:Q:91:VAL:HG11	1:Q:149:TYR:CD1	2.30	0.67
1:Q:130:ILE:HD12	1:Q:134:TYR:CE2	2.30	0.67
1:Q:460:HIS:O	1:Q:464:PRO:CG	2.43	0.67
2:R:58:MET:HE3	2:R:122:PRO:HD2	1.76	0.67
2:R:113:ARG:CD	2:R:117:TYR:HB3	2.22	0.67
2:R:220:ILE:HG13	2:R:220:ILE:O	1.94	0.67
3:S:29:VAL:HG23	3:S:155:LYS:O	1.95	0.67
3:S:45:GLU:HG2	3:S:272:PRO:CD	2.24	0.67
4:T:416:VAL:HG22	4:T:417:GLU:H	1.59	0.67
1:V:52:THR:HG22	1:V:53:SER:H	1.59	0.67
1:V:136:PRO:CD	1:V:280:ILE:HD11	2.25	0.67
1:V:144:MET:HE1	1:V:211:LEU:HD21	1.77	0.67
1:V:247:GLU:HA	1:V:249:MET:HG3	1.76	0.67
2:W:312:PHE:HZ	2:W:456:LEU:CD2	2.08	0.67
3:X:68:ASN:CB	3:X:69:PRO:CD	2.71	0.67
4:Y:185:ILE:HG12	4:Y:214:ILE:HG21	1.75	0.67
3:Z:35:LEU:HD23	3:Z:36:GLN:N	2.10	0.67
3:Z:135:PHE:N	3:Z:136:PRO:HD3	2.09	0.67
3:Z:243:MET:HB3	3:Z:306:HIS:CE1	2.30	0.67
3:Z:291:VAL:HG12	3:Z:295:VAL:CG2	2.24	0.67
1:0:7:LEU:O	1:0:10:VAL:HG12	1.94	0.67
2:1:230:ILE:CG1	2:1:231:ASN:N	2.57	0.67
4:3:39:LEU:CD1	4:3:49:LEU:HD13	2.24	0.67
4:3:173:ASP:HB2	4:3:188:ARG:HH11	1.59	0.67
3:A:35:LEU:HD23	3:A:36:GLN:N	2.09	0.67
1:B:308:SER:CB	1:B:311:THR:HG22	2.23	0.67
2:C:8:ILE:HD11	2:C:69:TRP:HZ3	1.59	0.67
2:C:132:ILE:HG13	2:C:136:TYR:CD2	2.30	0.67
2:C:230:ILE:CG1	2:C:231:ASN:N	2.57	0.67
3:F:45:GLU:O	3:F:130:ILE:HG13	1.95	0.67
3:F:60:TRP:HE1	3:F:116:ILE:HD12	1.57	0.67
3:F:72:TYR:CD1	3:F:72:TYR:C	2.67	0.67
1:G:280:ILE:H	1:G:280:ILE:HD13	1.59	0.67
1:G:439:PHE:HA	1:G:442:ILE:HB	1.76	0.67
2:H:452:THR:O	2:H:456:LEU:HG	1.95	0.67
3:I:144:MET:O	3:I:203:TYR:CD1	2.48	0.67

Continued on next page...

Continued from previous page...

Atom-1	Atom-2	Interatomic distance (Å)	Clash overlap (Å)
4:J:185:ILE:HG12	4:J:214:ILE:HG21	1.75	0.67
1:L:16:ASN:OD1	1:L:18:LYS:NZ	2.23	0.67
1:L:52:THR:HG22	1:L:53:SER:H	1.59	0.67
2:M:92:ILE:HA	2:M:149:THR:O	1.95	0.67
2:M:179:ILE:HG13	2:M:181:PRO:HD2	1.76	0.67
3:N:29:VAL:HG23	3:N:155:LYS:O	1.95	0.67
3:N:43:VAL:HG22	3:N:50:VAL:CA	2.19	0.67
3:N:298:THR:HA	3:N:301:ARG:HB3	1.76	0.67
4:O:92:GLU:HB3	4:O:144:VAL:HG23	1.76	0.67
4:O:242:LEU:N	4:O:243:PRO:HD2	2.10	0.67
3:P:72:TYR:CD1	3:P:72:TYR:C	2.67	0.67
1:Q:90:ILE:HA	1:Q:148:SER:HA	1.77	0.67
2:R:19:LYS:O	2:R:19:LYS:CD	2.43	0.67
2:R:230:ILE:CG1	2:R:231:ASN:N	2.57	0.67
2:R:452:THR:O	2:R:456:LEU:HG	1.95	0.67
3:S:68:ASN:CB	3:S:69:PRO:CD	2.71	0.67
3:S:212:LEU:O	3:S:216:VAL:HG23	1.95	0.67
3:S:235:LEU:HD22	4:T:308:LEU:HG	1.77	0.67
4:T:59:TRP:CE2	4:T:115:MET:HB2	2.30	0.67
4:T:242:LEU:HD12	4:T:246:ALA:HB2	1.77	0.67
1:O:58:LEU:CD1	1:O:118:TRP:HB3	2.25	0.67
1:O:311:THR:O	1:O:312:HIS:HB3	1.95	0.67
2:1:36:SER:HB3	2:1:59:ASP:CB	2.24	0.67
2:1:143:ASN:OD1	2:1:220:ILE:CB	2.41	0.67
3:2:45:GLU:C	3:2:272:PRO:HG3	2.16	0.67
4:3:67:ASN:H	4:3:67:ASN:ND2	1.84	0.67
3:D:145:LYS:O	3:D:146:LEU:HD12	1.94	0.67
3:D:177:VAL:O	3:D:207:MET:HB2	1.94	0.67
3:D:427:ALA:O	3:D:431:ILE:HG13	1.94	0.67
3:F:141:ASN:HB3	3:F:206:ILE:HG13	1.75	0.67
1:G:75:ILE:CD1	1:G:78:LEU:HB2	2.24	0.67
2:H:36:SER:HB3	2:H:59:ASP:CB	2.24	0.67
4:J:45:LYS:CD	4:J:277:LEU:O	2.43	0.67
4:J:94:ASN:ND2	4:J:125:SER:HB2	2.01	0.67
3:K:20:ARG:HG3	3:K:22:VAL:CG2	2.24	0.67
3:K:118:TRP:HD1	3:K:120:PRO:HD3	1.56	0.67
3:K:136:PRO:HG3	3:K:274:ILE:HG21	1.75	0.67
1:L:21:PRO:HG2	1:L:60:TRP:NE1	2.09	0.67
1:L:91:VAL:HG11	1:L:149:TYR:CD1	2.30	0.67
1:L:92:LEU:CG	1:L:96:ASN:HB2	2.25	0.67
1:L:306:HIS:C	1:L:306:HIS:HD1	1.99	0.67

Continued on next page...

Continued from previous page...

Atom-1	Atom-2	Interatomic distance (Å)	Clash overlap (Å)
2:M:131:PRO:CG	2:M:144:CYS:HA	2.25	0.67
2:M:269:VAL:HG13	2:M:270:PHE:HD1	1.60	0.67
4:O:1:ASN:O	4:O:69:SER:HB3	1.94	0.67
4:O:59:TRP:HZ2	4:O:84:LEU:HD22	1.58	0.67
4:O:273:PRO:HG2	4:O:274:GLU:H	1.59	0.67
3:P:6:ARG:HB2	3:P:6:ARG:HH11	1.58	0.67
3:P:134:HIS:CA	3:P:136:PRO:HD2	2.25	0.67
3:P:243:MET:HB3	3:P:306:HIS:CE1	2.30	0.67
1:Q:45:GLU:CD	1:Q:279:ILE:CD1	2.63	0.67
1:Q:306:HIS:C	1:Q:306:HIS:HD1	1.98	0.67
2:R:92:ILE:HA	2:R:149:THR:O	1.95	0.67
3:S:41:ILE:HG12	4:T:96:ASP:OD2	1.95	0.67
3:S:253:LEU:CD2	3:S:254:THR:H	2.05	0.67
3:S:427:ALA:O	3:S:431:ILE:HG13	1.94	0.67
4:T:266:PHE:CD1	4:T:269:ALA:HB3	2.30	0.67
3:U:46:VAL:HG21	3:U:269:SER:O	1.95	0.67
3:U:108:LEU:HD22	3:U:118:TRP:HA	1.77	0.67
1:V:306:HIS:C	1:V:306:HIS:HD1	1.98	0.67
3:X:130:ILE:HB	3:X:134:HIS:CG	2.30	0.67
4:Y:32:LEU:CD1	4:Y:157:LEU:HD13	2.24	0.67
3:Z:17:LYS:HE3	3:Z:84:ASP:HA	1.77	0.67
3:Z:129:GLU:OE2	3:Z:140:GLN:HG3	1.95	0.67
1:O:130:ILE:HD12	1:O:134:TYR:CE2	2.30	0.66
1:O:280:ILE:H	1:O:280:ILE:HD13	1.59	0.66
2:1:12:LEU:HB3	2:1:15:ASN:HB3	1.78	0.66
4:3:29:ASP:N	4:3:29:ASP:OD1	2.28	0.66
4:3:32:LEU:CD1	4:3:157:LEU:HD13	2.24	0.66
4:3:188:ARG:NH2	4:3:210:PHE:CD2	2.62	0.66
3:A:17:LYS:HE3	3:A:84:ASP:HA	1.77	0.66
3:A:134:HIS:CA	3:A:136:PRO:HD2	2.25	0.66
3:A:235:LEU:HD21	3:A:242:LYS:CG	2.24	0.66
1:B:416:GLU:OE2	2:C:433:ILE:HG21	1.95	0.66
2:C:269:VAL:HG13	2:C:270:PHE:HD1	1.60	0.66
3:D:56:LEU:CA	3:D:120:PRO:HD2	2.24	0.66
3:D:253:LEU:CD2	3:D:254:THR:N	2.52	0.66
4:E:32:LEU:CD1	4:E:157:LEU:HD13	2.24	0.66
4:E:242:LEU:HD12	4:E:246:ALA:HB2	1.77	0.66
3:F:15:TYR:OH	3:F:84:ASP:O	2.14	0.66
3:F:35:LEU:HD23	3:F:36:GLN:N	2.09	0.66
3:F:291:VAL:HG12	3:F:295:VAL:CG2	2.24	0.66
1:G:136:PRO:CD	1:G:280:ILE:HD11	2.25	0.66

Continued on next page...

Continued from previous page...

Atom-1	Atom-2	Interatomic distance (Å)	Clash overlap (Å)
1:G:308:SER:CB	1:G:311:THR:HG22	2.22	0.66
2:H:220:ILE:O	2:H:220:ILE:HG13	1.94	0.66
4:J:35:THR:HB	4:J:54:TRP:CE3	2.29	0.66
4:J:100:GLU:HB2	4:J:122:ILE:HD11	1.76	0.66
4:J:136:PHE:CE1	4:J:285:TYR:OH	2.42	0.66
3:K:46:VAL:HG21	3:K:269:SER:O	1.95	0.66
1:L:438:LEU:O	1:L:442:ILE:N	2.29	0.66
2:M:141:TRP:HB2	2:M:222:ARG:HA	1.76	0.66
2:M:445:ASN:OD1	2:M:448:LEU:HD11	1.95	0.66
3:N:21:PRO:HG3	3:N:60:TRP:CZ2	2.30	0.66
3:N:41:ILE:HG12	4:O:96:ASP:OD2	1.94	0.66
3:N:45:GLU:C	3:N:272:PRO:HG3	2.16	0.66
4:O:416:VAL:HG22	4:O:417:GLU:H	1.59	0.66
3:P:108:LEU:HD22	3:P:118:TRP:HA	1.77	0.66
1:Q:92:LEU:CG	1:Q:96:ASN:HB2	2.26	0.66
2:R:51:THR:HA	2:R:128:SER:O	1.94	0.66
2:R:289:GLY:O	2:R:293:MET:CE	2.43	0.66
3:S:21:PRO:HG3	3:S:60:TRP:CZ2	2.30	0.66
3:S:118:TRP:NE1	3:S:120:PRO:HB3	2.09	0.66
3:S:242:LYS:O	3:S:245:LEU:HB3	1.95	0.66
3:S:303:PRO:CD	3:S:400:LYS:HD3	2.25	0.66
4:T:453:ILE:O	4:T:457:LEU:N	2.27	0.66
3:U:128:CYS:HB3	3:U:144:MET:SD	2.35	0.66
3:U:160:PRO:HG2	3:U:185:LYS:HZ3	1.60	0.66
2:W:19:LYS:O	2:W:19:LYS:CD	2.43	0.66
2:W:273:LEU:HD23	2:W:276:GLN:CG	2.25	0.66
2:W:445:ASN:OD1	2:W:448:LEU:HD11	1.95	0.66
3:X:21:PRO:HG3	3:X:60:TRP:CZ2	2.30	0.66
3:X:212:LEU:O	3:X:216:VAL:HG23	1.94	0.66
4:Y:266:PHE:CD1	4:Y:269:ALA:HB3	2.30	0.66
3:Z:227:PHE:CA	3:Z:230:VAL:HB	2.22	0.66
1:0:132:VAL:C	1:0:279:ILE:HG23	2.16	0.66
1:0:416:GLU:OE2	2:1:433:ILE:HG21	1.95	0.66
2:1:8:ILE:HD12	2:1:11:LEU:HD12	1.78	0.66
3:2:72:TYR:CD1	3:2:72:TYR:C	2.66	0.66
3:A:118:TRP:HD1	3:A:120:PRO:HD3	1.56	0.66
3:A:255:VAL:HG23	3:A:258:LEU:HD12	1.76	0.66
1:B:135:PHE:HB2	1:B:279:ILE:HB	1.77	0.66
1:B:145:VAL:CG1	1:B:206:ASP:HB2	2.26	0.66
3:D:38:ILE:C	3:D:169:THR:HG21	2.14	0.66
3:D:45:GLU:C	3:D:272:PRO:HG3	2.16	0.66

Continued on next page...

Continued from previous page...

Atom-1	Atom-2	Interatomic distance (Å)	Clash overlap (Å)
3:D:100:PHE:HA	3:D:124:PHE:HB3	1.77	0.66
4:E:92:GLU:HB3	4:E:144:VAL:HG23	1.77	0.66
4:E:100:GLU:HB2	4:E:122:ILE:HD11	1.76	0.66
4:E:240:TYR:CD1	4:E:303:VAL:HG21	2.30	0.66
2:H:39:LEU:O	2:H:183:ALA:HB3	1.96	0.66
3:I:97:ASP:OD1	3:I:97:ASP:O	2.13	0.66
3:I:167:LEU:CD1	3:I:178:MET:HB3	2.11	0.66
3:K:290:ILE:O	3:K:293:VAL:HG12	1.95	0.66
1:L:58:LEU:CD1	1:L:118:TRP:HB3	2.25	0.66
1:L:143:THR:HG23	1:L:208:THR:HG23	1.77	0.66
2:M:12:LEU:HB3	2:M:15:ASN:HB3	1.78	0.66
2:M:51:THR:HA	2:M:128:SER:O	1.94	0.66
2:M:93:VAL:CB	2:M:151:LEU:HD13	2.24	0.66
3:N:100:PHE:HA	3:N:124:PHE:HB3	1.77	0.66
3:N:111:ASP:OD2	3:N:115:LYS:HB3	1.95	0.66
4:O:34:LEU:HD12	4:O:210:PHE:HE2	1.59	0.66
4:O:184:THR:O	4:O:214:ILE:HB	1.94	0.66
3:P:128:CYS:HB3	3:P:144:MET:SD	2.35	0.66
1:Q:141:ASN:HD21	1:Q:212:ILE:CG1	2.01	0.66
2:R:253:SER:OG	3:S:306:HIS:HB3	1.94	0.66
2:R:443:VAL:HA	2:R:446:TRP:CD1	2.29	0.66
4:T:235:LEU:CD1	4:T:257:VAL:HG11	2.24	0.66
3:U:54:VAL:HG23	3:U:122:ALA:HB3	1.75	0.66
1:V:416:GLU:OE2	2:W:433:ILE:HG21	1.95	0.66
2:W:8:ILE:HD11	2:W:69:TRP:HZ3	1.59	0.66
3:X:38:ILE:C	3:X:169:THR:HG21	2.14	0.66
3:X:145:LYS:O	3:X:146:LEU:HD12	1.94	0.66
3:X:253:LEU:CD2	3:X:254:THR:H	2.05	0.66
4:Y:294:LEU:HA	4:Y:297:VAL:HG23	1.76	0.66
3:Z:46:VAL:HG21	3:Z:269:SER:O	1.95	0.66
3:Z:79:ARG:HH11	3:Z:107:LYS:HZ2	1.43	0.66
3:Z:118:TRP:NE1	3:Z:120:PRO:HG3	2.11	0.66
3:Z:135:PHE:CD1	3:Z:273:LEU:CB	2.77	0.66
1:0:48:GLU:HA	1:0:130:ILE:CG1	2.24	0.66
2:1:266:ALA:HB3	3:2:251:LEU:HD13	1.78	0.66
3:2:303:PRO:CD	3:2:400:LYS:HD3	2.25	0.66
4:3:151:ASN:HA	4:3:205:PHE:HB2	1.77	0.66
4:3:240:TYR:CD1	4:3:303:VAL:HG21	2.30	0.66
4:3:242:LEU:N	4:3:243:PRO:HD2	2.10	0.66
1:B:136:PRO:HG2	1:B:139:TRP:HA	1.75	0.66
1:B:438:LEU:O	1:B:442:ILE:N	2.29	0.66

Continued on next page...

Continued from previous page...

Atom-1	Atom-2	Interatomic distance (Å)	Clash overlap (Å)
2:C:69:TRP:HB2	2:C:74:TYR:N	2.09	0.66
2:C:273:LEU:HD23	2:C:276:GLN:CG	2.25	0.66
3:D:412:CYS:O	3:D:415:MET:HE2	1.95	0.66
1:G:132:VAL:C	1:G:279:ILE:HG23	2.16	0.66
1:G:220:TYR:HB3	1:G:223:TYR:CE2	2.31	0.66
2:H:93:VAL:CB	2:H:151:LEU:HD13	2.24	0.66
2:H:131:PRO:CG	2:H:144:CYS:HA	2.25	0.66
3:I:212:LEU:O	3:I:216:VAL:HG23	1.94	0.66
3:K:135:PHE:N	3:K:136:PRO:HD3	2.09	0.66
1:L:439:PHE:HA	1:L:442:ILE:HB	1.76	0.66
2:M:39:LEU:O	2:M:183:ALA:HB3	1.96	0.66
2:M:273:LEU:HD23	2:M:276:GLN:CG	2.25	0.66
2:M:452:THR:O	2:M:456:LEU:HG	1.95	0.66
3:N:130:ILE:HB	3:N:134:HIS:CG	2.30	0.66
3:N:137:PHE:CB	3:N:435:GLN:CG	2.71	0.66
3:N:145:LYS:O	3:N:146:LEU:HD12	1.94	0.66
4:O:32:LEU:CD1	4:O:157:LEU:HD13	2.24	0.66
4:O:266:PHE:CD1	4:O:269:ALA:HB3	2.30	0.66
3:P:282:MET:O	3:P:286:ILE:HG13	1.95	0.66
3:P:419:ILE:CG2	3:P:420:ILE:H	2.09	0.66
1:Q:52:THR:HG22	1:Q:53:SER:H	1.59	0.66
1:Q:92:LEU:HG	1:Q:96:ASN:CB	2.25	0.66
1:Q:136:PRO:CD	1:Q:280:ILE:HD11	2.25	0.66
1:Q:145:VAL:CG1	1:Q:206:ASP:HB2	2.26	0.66
2:R:60:HIS:HB3	2:R:62:TRP:CZ3	2.20	0.66
3:S:100:PHE:HA	3:S:124:PHE:HB3	1.78	0.66
3:U:135:PHE:CD1	3:U:273:LEU:CB	2.77	0.66
1:V:90:ILE:HA	1:V:148:SER:HA	1.77	0.66
1:V:92:LEU:HG	1:V:96:ASN:CB	2.24	0.66
1:V:438:LEU:O	1:V:442:ILE:N	2.29	0.66
2:W:67:LEU:HD21	2:W:112:VAL:CG1	2.25	0.66
2:W:190:TRP:CD1	2:W:221:ILE:CD1	2.75	0.66
2:W:233:ILE:HD13	2:W:233:ILE:N	2.08	0.66
4:Y:146:ARG:NH1	4:Y:205:PHE:HB3	2.11	0.66
3:Z:108:LEU:HD22	3:Z:118:TRP:HA	1.77	0.66
2:1:42:LEU:O	2:1:185:THR:OG1	2.14	0.66
2:1:223:ARG:O	2:1:224:LYS:HG3	1.95	0.66
3:2:29:VAL:HG23	3:2:155:LYS:O	1.95	0.66
3:2:303:PRO:CB	3:2:400:LYS:HZ2	2.08	0.66
4:3:253:LEU:HG	4:3:254:SER:N	2.10	0.66
1:B:91:VAL:HG11	1:B:149:TYR:CD1	2.30	0.66

Continued on next page...

Continued from previous page...

Atom-1	Atom-2	Interatomic distance (Å)	Clash overlap (Å)
1:B:306:HIS:ND1	1:B:306:HIS:C	2.48	0.66
2:C:30:VAL:CG2	2:C:158:ILE:N	2.55	0.66
2:C:263:VAL:HA	3:D:251:LEU:CD1	2.26	0.66
2:C:445:ASN:OD1	2:C:448:LEU:HD11	1.95	0.66
3:D:17:LYS:HE3	3:D:83:ASP:O	1.96	0.66
3:D:97:ASP:OD1	3:D:97:ASP:O	2.13	0.66
3:D:144:MET:O	3:D:203:TYR:CD1	2.48	0.66
1:G:29:VAL:O	1:G:156:VAL:HG23	1.95	0.66
1:G:241:LEU:HD21	1:G:251:LEU:HD11	1.78	0.66
1:G:460:HIS:O	1:G:464:PRO:CG	2.43	0.66
2:H:69:TRP:HB2	2:H:74:TYR:N	2.09	0.66
2:H:269:VAL:HG13	2:H:270:PHE:HD1	1.60	0.66
3:I:17:LYS:HE3	3:I:83:ASP:O	1.96	0.66
3:I:43:VAL:HG22	3:I:50:VAL:CA	2.19	0.66
3:I:235:LEU:HD22	4:J:308:LEU:HG	1.77	0.66
3:I:253:LEU:CD2	3:I:254:THR:H	2.05	0.66
3:K:35:LEU:HD23	3:K:36:GLN:N	2.09	0.66
1:L:45:GLU:HA	1:L:130:ILE:CD1	2.25	0.66
2:M:58:MET:HE1	2:M:105:ALA:O	1.95	0.66
2:M:110:VAL:HG13	2:M:120:TRP:CB	2.24	0.66
3:N:97:ASP:O	3:N:97:ASP:OD1	2.13	0.66
4:O:240:TYR:CD1	4:O:303:VAL:HG21	2.30	0.66
4:O:446:ILE:HG22	4:O:447:ASP:N	2.11	0.66
1:Q:58:LEU:CD1	1:Q:118:TRP:HB3	2.25	0.66
2:R:143:ASN:OD1	2:R:220:ILE:CB	2.41	0.66
2:R:445:ASN:OD1	2:R:448:LEU:HD11	1.95	0.66
3:S:111:ASP:OD2	3:S:115:LYS:HB3	1.95	0.66
3:S:137:PHE:CB	3:S:435:GLN:CG	2.71	0.66
3:S:144:MET:O	3:S:203:TYR:CD1	2.48	0.66
3:U:134:HIS:CA	3:U:136:PRO:HD2	2.25	0.66
1:V:145:VAL:CG1	1:V:206:ASP:HB2	2.26	0.66
2:W:253:SER:OG	3:X:306:HIS:HB3	1.94	0.66
4:Y:36:LEU:CD1	4:Y:173:ASP:CG	2.64	0.66
4:Y:92:GLU:HB3	4:Y:144:VAL:HG23	1.76	0.66
4:Y:151:ASN:HA	4:Y:205:PHE:HB2	1.77	0.66
3:Z:72:TYR:HB2	3:Z:112:TYR:HA	1.78	0.66
1:0:52:THR:HG22	1:0:53:SER:H	1.59	0.66
1:0:143:THR:HG23	1:0:208:THR:HG23	1.77	0.66
1:0:241:LEU:HG	1:0:248:LYS:CB	2.23	0.66
1:0:247:GLU:HA	1:0:249:MET:HG3	1.76	0.66
1:0:251:LEU:HD13	2:1:261:ILE:CG2	2.25	0.66

Continued on next page...

Continued from previous page...

Atom-1	Atom-2	Interatomic distance (Å)	Clash overlap (Å)
2:1:179:ILE:HG13	2:1:181:PRO:HD2	1.76	0.66
3:2:17:LYS:HE3	3:2:83:ASP:O	1.96	0.66
3:A:118:TRP:NE1	3:A:120:PRO:HG3	2.10	0.66
1:B:45:GLU:CD	1:B:279:ILE:CD1	2.63	0.66
2:C:12:LEU:HB3	2:C:15:ASN:HB3	1.78	0.66
2:C:31:VAL:HG21	2:C:88:TRP:HZ3	1.61	0.66
2:C:93:VAL:CB	2:C:151:LEU:HD13	2.24	0.66
2:C:199:LYS:HD2	2:C:200:ASN:N	2.11	0.66
3:D:212:LEU:O	3:D:216:VAL:HG23	1.94	0.66
1:G:24:THR:HG22	1:G:25:VAL:HG23	1.78	0.66
2:H:12:LEU:HB3	2:H:15:ASN:HB3	1.78	0.66
2:H:30:VAL:HG11	2:H:159:SER:HB2	1.75	0.66
2:H:66:ARG:HG2	2:H:66:ARG:NH1	2.08	0.66
3:I:57:ARG:HA	3:I:119:THR:HG22	1.78	0.66
4:J:240:TYR:CD1	4:J:303:VAL:HG21	2.30	0.66
4:J:240:TYR:O	4:J:450:CYS:SG	2.53	0.66
3:K:118:TRP:NE1	3:K:120:PRO:HG3	2.10	0.66
1:L:145:VAL:CG1	1:L:206:ASP:HB2	2.26	0.66
1:L:241:LEU:HD21	1:L:251:LEU:HD11	1.78	0.66
2:M:31:VAL:HG21	2:M:88:TRP:HZ3	1.61	0.66
2:M:296:MET:HA	2:M:296:MET:HE3	1.76	0.66
3:N:283:ILE:CA	3:N:286:ILE:HD12	2.26	0.66
4:O:35:THR:HB	4:O:54:TRP:CE3	2.29	0.66
4:O:89:VAL:O	4:O:90:VAL:HG23	1.95	0.66
1:Q:58:LEU:HD11	1:Q:118:TRP:CE3	2.31	0.66
1:Q:108:VAL:HG22	1:Q:118:TRP:CG	2.31	0.66
1:Q:143:THR:HG23	1:Q:208:THR:HG23	1.77	0.66
4:T:45:LYS:CD	4:T:277:LEU:O	2.43	0.66
3:U:129:GLU:OE2	3:U:140:GLN:HG3	1.95	0.66
3:U:229:THR:HA	3:U:232:VAL:CB	2.24	0.66
3:U:282:MET:O	3:U:286:ILE:HG13	1.95	0.66
3:U:419:ILE:CG2	3:U:420:ILE:H	2.08	0.66
1:V:92:LEU:CG	1:V:96:ASN:HB2	2.25	0.66
2:W:102:TYR:HE1	2:W:106:TYR:HB3	1.54	0.66
3:X:17:LYS:HE3	3:X:83:ASP:O	1.96	0.66
3:X:97:ASP:OD1	3:X:97:ASP:O	2.13	0.66
3:X:118:TRP:NE1	3:X:120:PRO:HB3	2.09	0.66
3:X:144:MET:O	3:X:203:TYR:CD1	2.48	0.66
3:X:235:LEU:HD22	4:Y:308:LEU:HG	1.77	0.66
3:X:242:LYS:O	3:X:245:LEU:HB3	1.96	0.66
3:X:298:THR:HA	3:X:301:ARG:HB3	1.76	0.66

Continued on next page...

Continued from previous page...

Atom-1	Atom-2	Interatomic distance (Å)	Clash overlap (Å)
4:Y:39:LEU:CD1	4:Y:49:LEU:HD13	2.24	0.66
4:Y:273:PRO:HG2	4:Y:274:GLU:H	1.59	0.66
1:0:58:LEU:HD11	1:0:118:TRP:CE3	2.31	0.66
1:0:220:TYR:HB3	1:0:223:TYR:CE2	2.31	0.66
1:0:306:HIS:C	1:0:306:HIS:HD1	1.99	0.66
2:1:455:ARG:HD2	2:1:455:ARG:H	1.61	0.66
2:1:474:VAL:HA	2:1:477:ASN:CG	2.16	0.66
3:2:57:ARG:HA	3:2:119:THR:HG22	1.78	0.66
3:A:108:LEU:HD13	3:A:118:TRP:CB	2.24	0.66
1:B:45:GLU:HA	1:B:130:ILE:CD1	2.25	0.66
1:B:251:LEU:HD13	2:C:261:ILE:CG2	2.25	0.66
3:D:376:ILE:HG22	3:D:380:LYS:HZ3	1.58	0.66
4:E:146:ARG:NH1	4:E:205:PHE:HB3	2.11	0.66
4:E:240:TYR:O	4:E:450:CYS:SG	2.53	0.66
3:F:238:ASP:O	1:G:309:PRO:HA	1.96	0.66
2:H:199:LYS:HD2	2:H:200:ASN:N	2.11	0.66
3:I:100:PHE:HA	3:I:124:PHE:HB3	1.77	0.66
3:I:111:ASP:OD2	3:I:115:LYS:HB3	1.95	0.66
3:I:130:ILE:HB	3:I:134:HIS:CG	2.30	0.66
4:J:146:ARG:NH1	4:J:205:PHE:HB3	2.11	0.66
1:L:33:VAL:HG11	1:L:158:LEU:HD11	1.76	0.66
2:M:42:LEU:O	2:M:185:THR:OG1	2.14	0.66
2:M:253:SER:HB2	3:N:306:HIS:HB3	1.78	0.66
2:M:259:THR:O	2:M:263:VAL:HG23	1.94	0.66
3:N:235:LEU:HD22	4:O:308:LEU:HG	1.77	0.66
3:N:412:CYS:O	3:N:415:MET:HE2	1.95	0.66
4:O:1:ASN:ND2	4:O:69:SER:HB3	2.11	0.66
4:O:262:THR:HG1	4:O:265:LEU:HD12	1.58	0.66
3:P:147:GLY:HA2	3:P:158:ILE:HG21	1.78	0.66
3:P:229:THR:HA	3:P:232:VAL:CB	2.24	0.66
1:Q:220:TYR:HB3	1:Q:223:TYR:CE2	2.31	0.66
1:Q:241:LEU:HD21	1:Q:251:LEU:HD11	1.78	0.66
1:Q:311:THR:O	1:Q:312:HIS:HB3	1.95	0.66
2:R:269:VAL:HG13	2:R:270:PHE:HD1	1.60	0.66
4:T:1:ASN:ND2	4:T:69:SER:HB3	2.11	0.66
4:T:188:ARG:CD	4:T:211:PHE:O	2.43	0.66
3:U:17:LYS:HE3	3:U:84:ASP:HA	1.77	0.66
3:U:45:GLU:O	3:U:130:ILE:HG13	1.95	0.66
3:U:149:TRP:CH2	4:Y:119:PRO:HA	2.31	0.66
3:U:238:ASP:O	1:V:309:PRO:HA	1.96	0.66
3:U:255:VAL:HG23	3:U:258:LEU:HD12	1.77	0.66

Continued on next page...

Continued from previous page...

Atom-1	Atom-2	Interatomic distance (Å)	Clash overlap (Å)
2:W:19:LYS:HZ2	2:W:88:TRP:HD1	1.43	0.66
2:W:199:LYS:HD2	2:W:200:ASN:N	2.11	0.66
2:W:269:VAL:HG13	2:W:270:PHE:HD1	1.60	0.66
2:W:452:THR:O	2:W:456:LEU:HG	1.95	0.66
3:X:97:ASP:HB2	3:X:127:TYR:HB2	1.78	0.66
3:X:303:PRO:CD	3:X:400:LYS:HD3	2.25	0.66
4:Y:224:ASN:O	4:Y:228:PRO:CG	2.40	0.66
4:Y:265:LEU:CD2	4:Y:296:ILE:HD11	2.11	0.66
1:O:135:PHE:HB2	1:O:279:ILE:HB	1.77	0.66
2:1:253:SER:OG	3:2:306:HIS:HB3	1.94	0.66
2:1:445:ASN:OD1	2:1:448:LEU:HD11	1.95	0.66
4:3:89:VAL:O	4:3:90:VAL:HG23	1.95	0.66
4:3:235:LEU:HD12	4:3:235:LEU:C	2.16	0.66
3:A:129:GLU:OE2	3:A:140:GLN:HG3	1.95	0.66
1:B:92:LEU:HG	1:B:96:ASN:CB	2.24	0.66
2:C:455:ARG:HD2	2:C:455:ARG:H	1.61	0.66
3:D:235:LEU:HD22	4:E:308:LEU:HG	1.77	0.66
3:D:303:PRO:CD	3:D:400:LYS:HD3	2.26	0.66
4:E:1:ASN:O	4:E:69:SER:HB3	1.95	0.66
4:E:39:LEU:CD1	4:E:49:LEU:HD13	2.24	0.66
4:E:45:LYS:CD	4:E:277:LEU:O	2.43	0.66
4:E:59:TRP:CE2	4:E:115:MET:HB2	2.30	0.66
2:H:102:TYR:HE1	2:H:106:TYR:HB3	1.54	0.66
2:H:474:VAL:HA	2:H:477:ASN:CG	2.16	0.66
3:I:38:ILE:C	3:I:169:THR:HG21	2.14	0.66
3:I:283:ILE:CA	3:I:286:ILE:HD12	2.26	0.66
3:I:303:PRO:CD	3:I:400:LYS:HD3	2.25	0.66
4:J:89:VAL:O	4:J:90:VAL:HG23	1.95	0.66
4:J:151:ASN:HA	4:J:205:PHE:HB2	1.77	0.66
3:K:45:GLU:O	3:K:130:ILE:HG13	1.95	0.66
3:K:90:LEU:HD12	3:K:100:PHE:HE2	1.61	0.66
3:K:121:PRO:CB	1:L:149:TYR:CZ	2.74	0.66
1:L:29:VAL:O	1:L:156:VAL:HG23	1.95	0.66
1:L:43:LEU:HB3	1:L:215:ARG:HH12	1.58	0.66
1:L:130:ILE:HD12	1:L:134:TYR:CE2	2.30	0.66
1:L:220:TYR:HB3	1:L:223:TYR:CE2	2.31	0.66
3:N:45:GLU:HG2	3:N:272:PRO:CD	2.24	0.66
3:N:68:ASN:CB	3:N:69:PRO:CD	2.71	0.66
3:N:167:LEU:CD1	3:N:178:MET:HB2	2.21	0.66
3:N:212:LEU:O	3:N:216:VAL:HG23	1.94	0.66
4:O:36:LEU:CD1	4:O:173:ASP:CG	2.64	0.66

Continued on next page...

Continued from previous page...

Atom-1	Atom-2	Interatomic distance (Å)	Clash overlap (Å)
4:O:151:ASN:O	4:O:153:HIS:N	2.25	0.66
4:O:294:LEU:HA	4:O:297:VAL:HG23	1.76	0.66
3:P:46:VAL:HG21	3:P:269:SER:O	1.95	0.66
2:R:7:LEU:HD11	2:R:70:ASN:HD22	1.61	0.66
2:R:318:SER:CB	2:R:447:ASN:HD22	2.04	0.66
3:S:166:ASP:HB2	3:S:181:TYR:CG	2.31	0.66
3:U:135:PHE:N	3:U:136:PRO:HD3	2.09	0.66
3:U:251:LEU:CD2	4:Y:260:ALA:HB3	2.24	0.66
3:U:290:ILE:O	3:U:293:VAL:HG12	1.95	0.66
1:V:45:GLU:CD	1:V:279:ILE:CD1	2.63	0.66
1:V:91:VAL:HG11	1:V:149:TYR:CD1	2.30	0.66
2:W:263:VAL:HA	3:X:251:LEU:CD1	2.26	0.66
3:X:111:ASP:OD2	3:X:115:LYS:HB3	1.95	0.66
3:Z:58:GLN:HB3	3:Z:60:TRP:CZ3	2.31	0.66
1:0:21:PRO:HG2	1:0:60:TRP:NE1	2.09	0.66
1:0:438:LEU:O	1:0:442:ILE:N	2.29	0.66
2:1:220:ILE:O	2:1:220:ILE:HG13	1.94	0.66
2:1:302:VAL:C	2:1:306:CYS:HG	1.96	0.66
4:3:36:LEU:CD1	4:3:173:ASP:CG	2.64	0.66
4:3:110:TYR:HE1	4:3:111:ASN:ND2	1.94	0.66
3:A:15:TYR:OH	3:A:84:ASP:O	2.14	0.66
3:A:391:GLU:O	3:A:394:ASN:CG	2.33	0.66
1:B:92:LEU:CG	1:B:96:ASN:HB2	2.25	0.66
1:B:415:LEU:HD13	1:B:415:LEU:C	2.16	0.66
3:D:242:LYS:O	3:D:245:LEU:HB3	1.96	0.66
3:F:58:GLN:HB3	3:F:60:TRP:CZ3	2.31	0.66
3:F:147:GLY:HA2	3:F:158:ILE:HG21	1.78	0.66
3:F:149:TRP:CH2	4:J:119:PRO:HA	2.31	0.66
3:F:187:TRP:HZ2	3:F:196:THR:HG23	1.52	0.66
1:G:108:VAL:HG22	1:G:118:TRP:CG	2.31	0.66
1:G:251:LEU:HD13	2:H:261:ILE:CG2	2.25	0.66
1:G:311:THR:O	1:G:312:HIS:HB3	1.95	0.66
2:H:19:LYS:HZ2	2:H:88:TRP:HD1	1.44	0.66
2:H:110:VAL:HG13	2:H:120:TRP:CB	2.25	0.66
3:I:45:GLU:C	3:I:272:PRO:HG3	2.16	0.66
3:I:242:LYS:O	3:I:245:LEU:HB3	1.96	0.66
3:I:412:CYS:O	3:I:415:MET:HE2	1.95	0.66
3:K:305:THR:HG1	3:K:400:LYS:HB2	1.60	0.66
1:L:37:LEU:HD23	1:L:179:ALA:C	2.14	0.66
2:M:223:ARG:O	2:M:224:LYS:HG3	1.95	0.66
2:M:263:VAL:HA	3:N:251:LEU:CD1	2.26	0.66

Continued on next page...

Continued from previous page...

Atom-1	Atom-2	Interatomic distance (Å)	Clash overlap (Å)
4:O:224:ASN:O	4:O:228:PRO:CG	2.40	0.66
2:R:19:LYS:HZ2	2:R:88:TRP:HD1	1.43	0.66
2:R:39:LEU:O	2:R:183:ALA:HB3	1.96	0.66
2:R:69:TRP:CZ2	2:R:112:VAL:CG1	2.69	0.66
2:R:253:SER:HB2	3:S:306:HIS:HB3	1.78	0.66
3:S:97:ASP:HB2	3:S:127:TYR:HB2	1.78	0.66
4:T:36:LEU:CD1	4:T:173:ASP:CG	2.64	0.66
3:U:377:GLU:HA	3:U:380:LYS:HE2	1.78	0.66
1:V:46:LYS:NZ	1:V:275:LEU:O	2.24	0.66
1:V:143:THR:HG23	1:V:208:THR:HG23	1.77	0.66
2:W:7:LEU:HD11	2:W:70:ASN:HD22	1.61	0.66
2:W:253:SER:HB2	3:X:306:HIS:HB3	1.78	0.66
2:W:289:GLY:O	2:W:293:MET:CE	2.43	0.66
3:X:241:GLU:C	3:X:243:MET:HE2	2.15	0.66
4:Y:89:VAL:O	4:Y:90:VAL:HG23	1.95	0.66
4:Y:446:ILE:HG22	4:Y:447:ASP:N	2.11	0.66
3:Z:128:CYS:HB3	3:Z:144:MET:SD	2.35	0.66
1:0:24:THR:HG22	1:0:25:VAL:HG23	1.78	0.66
1:0:33:VAL:HG11	1:0:158:LEU:HD11	1.76	0.66
1:0:91:VAL:HG11	1:0:149:TYR:CD1	2.30	0.66
3:2:130:ILE:O	3:2:134:HIS:HB2	1.96	0.66
3:2:145:LYS:O	3:2:146:LEU:HD12	1.95	0.66
4:3:1:ASN:O	4:3:69:SER:HB3	1.95	0.66
4:3:242:LEU:HD12	4:3:246:ALA:HB2	1.77	0.66
3:A:45:GLU:O	3:A:130:ILE:HG13	1.95	0.66
3:A:72:TYR:HB2	3:A:112:TYR:HA	1.78	0.66
3:A:128:CYS:HB3	3:A:144:MET:SD	2.35	0.66
3:A:290:ILE:O	3:A:293:VAL:HG12	1.95	0.66
1:B:306:HIS:C	1:B:306:HIS:HD1	1.99	0.66
1:B:406:GLU:O	1:B:409:LYS:HB2	1.96	0.66
2:C:110:VAL:HG13	2:C:120:TRP:CB	2.25	0.66
2:C:143:ASN:OD1	2:C:220:ILE:CB	2.41	0.66
3:D:49:ILE:HG21	3:D:125:LYS:HZ2	1.60	0.66
3:D:56:LEU:O	3:D:120:PRO:CD	2.44	0.66
3:D:298:THR:HA	3:D:301:ARG:HB3	1.76	0.66
4:E:136:PHE:CD1	4:E:285:TYR:OH	2.48	0.66
4:E:272:VAL:HA	4:E:275:THR:OG1	1.96	0.66
4:E:273:PRO:HG2	4:E:274:GLU:H	1.59	0.66
3:F:52:THR:C	3:F:123:ILE:HG13	2.16	0.66
1:G:45:GLU:CD	1:G:279:ILE:CD1	2.63	0.66
1:G:92:LEU:CG	1:G:96:ASN:HB2	2.25	0.66

Continued on next page...

Continued from previous page...

Atom-1	Atom-2	Interatomic distance (Å)	Clash overlap (Å)
3:I:35:LEU:HD12	3:I:54:VAL:HG11	1.74	0.66
3:I:130:ILE:O	3:I:134:HIS:HB2	1.96	0.66
3:I:395:ALA:O	3:I:398:GLU:HG2	1.96	0.66
3:K:128:CYS:HB3	3:K:144:MET:SD	2.35	0.66
1:L:142:CYS:O	1:L:210:TYR:HA	1.96	0.66
1:L:415:LEU:C	1:L:415:LEU:HD13	2.16	0.66
3:N:144:MET:O	3:N:203:TYR:CD1	2.48	0.66
3:P:135:PHE:N	3:P:136:PRO:HD3	2.09	0.66
3:P:255:VAL:HG23	3:P:258:LEU:HD12	1.76	0.66
1:Q:438:LEU:O	1:Q:442:ILE:N	2.29	0.66
2:R:199:LYS:HD2	2:R:200:ASN:N	2.11	0.66
2:R:455:ARG:HD2	2:R:455:ARG:H	1.61	0.66
3:S:236:PRO:HA	3:S:240:GLY:CA	2.24	0.66
3:S:249:VAL:HG13	4:T:259:LEU:CD2	2.25	0.66
3:S:298:THR:HA	3:S:301:ARG:HB3	1.76	0.66
4:T:92:GLU:HB3	4:T:144:VAL:HG23	1.76	0.66
4:T:242:LEU:N	4:T:243:PRO:HD2	2.10	0.66
4:T:253:LEU:HG	4:T:254:SER:N	2.11	0.66
3:U:147:GLY:HA2	3:U:158:ILE:HG21	1.78	0.66
3:U:305:THR:HG1	3:U:400:LYS:HB2	1.59	0.66
1:V:220:TYR:HB3	1:V:223:TYR:CE2	2.31	0.66
2:W:223:ARG:O	2:W:224:LYS:HG3	1.95	0.66
2:W:455:ARG:HD2	2:W:455:ARG:H	1.61	0.66
2:W:474:VAL:HA	2:W:477:ASN:CG	2.16	0.66
4:Y:29:ASP:N	4:Y:29:ASP:OD1	2.28	0.66
4:Y:272:VAL:HA	4:Y:275:THR:OG1	1.96	0.66
3:Z:229:THR:HA	3:Z:232:VAL:CB	2.24	0.66
3:Z:282:MET:O	3:Z:286:ILE:HG13	1.95	0.66
1:0:29:VAL:O	1:0:156:VAL:HG23	1.95	0.66
1:0:272:GLU:HA	1:0:275:LEU:CD1	2.26	0.66
2:1:7:LEU:HD11	2:1:70:ASN:HD22	1.61	0.66
2:1:33:ILE:HD11	2:1:88:TRP:CH2	2.31	0.66
2:1:92:ILE:HA	2:1:149:THR:O	1.95	0.66
2:1:131:PRO:CG	2:1:144:CYS:HA	2.25	0.66
2:1:452:THR:O	2:1:456:LEU:HG	1.95	0.66
3:2:16:ASN:HD22	3:2:16:ASN:N	1.95	0.66
3:2:26:THR:HG22	3:2:27:HIS:H	1.61	0.66
3:2:56:LEU:O	3:2:120:PRO:CD	2.44	0.66
3:A:419:ILE:CG2	3:A:420:ILE:H	2.09	0.66
1:B:241:LEU:HD21	1:B:251:LEU:HD11	1.78	0.66
2:C:206:PHE:N	2:C:207:PRO:HD2	2.11	0.66

Continued on next page...

Continued from previous page...

Atom-1	Atom-2	Interatomic distance (Å)	Clash overlap (Å)
2:C:474:VAL:HA	2:C:477:ASN:CG	2.16	0.66
4:E:266:PHE:CD1	4:E:269:ALA:HB3	2.30	0.66
4:E:446:ILE:HG22	4:E:447:ASP:N	2.11	0.66
3:F:118:TRP:NE1	3:F:120:PRO:HG3	2.10	0.66
3:F:243:MET:HB3	3:F:306:HIS:CE1	2.30	0.66
3:F:252:SER:CB	1:G:257:LEU:HD13	2.25	0.66
3:F:290:ILE:O	3:F:293:VAL:HG12	1.95	0.66
3:F:377:GLU:HA	3:F:380:LYS:HE2	1.78	0.66
3:F:419:ILE:CG2	3:F:420:ILE:H	2.08	0.66
1:G:238:VAL:CG1	1:G:248:LYS:HZ1	2.08	0.66
2:H:7:LEU:HD11	2:H:70:ASN:HD22	1.61	0.66
2:H:206:PHE:N	2:H:207:PRO:HD2	2.11	0.66
2:H:305:ASN:OD1	2:H:308:ILE:HG21	1.96	0.66
3:I:97:ASP:HB2	3:I:127:TYR:HB2	1.78	0.66
4:J:253:LEU:HG	4:J:254:SER:N	2.10	0.66
4:J:294:LEU:HA	4:J:297:VAL:HG23	1.76	0.66
2:M:8:ILE:HD12	2:M:11:LEU:HD12	1.77	0.66
2:M:19:LYS:O	2:M:19:LYS:CD	2.43	0.66
2:M:180:ASP:N	2:M:195:LYS:CG	2.59	0.66
4:O:67:ASN:H	4:O:67:ASN:ND2	1.83	0.66
4:O:253:LEU:HG	4:O:254:SER:N	2.11	0.66
4:O:276:SER:O	4:O:279:VAL:O	2.14	0.66
3:P:238:ASP:O	1:Q:309:PRO:HA	1.96	0.66
1:Q:132:VAL:C	1:Q:279:ILE:HG23	2.16	0.66
1:Q:142:CYS:O	1:Q:210:TYR:HA	1.96	0.66
1:Q:237:LEU:O	1:Q:241:LEU:N	2.29	0.66
2:R:42:LEU:O	2:R:185:THR:OG1	2.14	0.66
2:R:131:PRO:CG	2:R:144:CYS:HA	2.25	0.66
2:R:223:ARG:O	2:R:224:LYS:HG3	1.95	0.66
2:R:273:LEU:HD23	2:R:276:GLN:CG	2.25	0.66
3:S:17:LYS:HE3	3:S:83:ASP:O	1.96	0.66
3:S:130:ILE:HB	3:S:134:HIS:CG	2.30	0.66
4:T:52:ASN:HA	4:T:121:ALA:O	1.96	0.66
4:T:67:ASN:H	4:T:67:ASN:ND2	1.84	0.66
4:T:294:LEU:HA	4:T:297:VAL:HG23	1.76	0.66
1:V:81:PRO:HD2	2:W:20:HIS:CE1	2.32	0.66
1:V:132:VAL:C	1:V:279:ILE:HG23	2.16	0.66
1:V:443:PHE:C	1:V:447:CYS:HG	1.95	0.66
4:Y:110:TYR:CD1	4:Y:111:ASN:N	2.55	0.66
4:Y:173:ASP:OD2	4:Y:212:LEU:CD2	2.41	0.66
4:Y:240:TYR:CD1	4:Y:303:VAL:HG21	2.30	0.66

Continued on next page...

Continued from previous page...

Atom-1	Atom-2	Interatomic distance (Å)	Clash overlap (Å)
3:Z:52:THR:C	3:Z:123:ILE:HG13	2.16	0.66
3:Z:187:TRP:CZ2	3:Z:189:TYR:HB3	2.31	0.66
1:0:45:GLU:HA	1:0:130:ILE:CD1	2.25	0.65
1:0:142:CYS:O	1:0:210:TYR:HA	1.96	0.65
1:0:237:LEU:O	1:0:241:LEU:N	2.29	0.65
2:1:67:LEU:HD21	2:1:112:VAL:CG1	2.25	0.65
3:2:298:THR:HA	3:2:301:ARG:HB3	1.76	0.65
3:A:282:MET:O	3:A:286:ILE:HG13	1.95	0.65
1:B:108:VAL:HG22	1:B:118:TRP:CG	2.31	0.65
1:B:130:ILE:HD12	1:B:134:TYR:CE2	2.30	0.65
1:B:132:VAL:C	1:B:279:ILE:HG23	2.16	0.65
1:B:241:LEU:HG	1:B:248:LYS:CB	2.23	0.65
2:C:33:ILE:HD11	2:C:88:TRP:CH2	2.31	0.65
2:C:180:ASP:N	2:C:195:LYS:CG	2.59	0.65
3:D:29:VAL:HG23	3:D:155:LYS:O	1.95	0.65
4:E:253:LEU:HG	4:E:254:SER:N	2.10	0.65
1:G:142:CYS:O	1:G:210:TYR:HA	1.96	0.65
1:G:406:GLU:O	1:G:409:LYS:HB2	1.96	0.65
2:H:223:ARG:O	2:H:224:LYS:HG3	1.95	0.65
3:I:16:ASN:HD22	3:I:16:ASN:N	1.94	0.65
3:I:166:ASP:HB2	3:I:181:TYR:CG	2.31	0.65
4:J:52:ASN:HA	4:J:121:ALA:O	1.96	0.65
3:K:15:TYR:OH	3:K:84:ASP:O	2.14	0.65
3:K:72:TYR:HB2	3:K:112:TYR:HA	1.78	0.65
3:K:107:LYS:HZ1	1:L:151:TYR:HA	1.60	0.65
2:M:132:ILE:HG13	2:M:136:TYR:CD2	2.30	0.65
2:M:191:GLU:CG	2:M:222:ARG:HB3	2.26	0.65
3:N:38:ILE:C	3:N:169:THR:HG21	2.14	0.65
4:O:39:LEU:CD1	4:O:49:LEU:HD13	2.24	0.65
4:O:52:ASN:HA	4:O:121:ALA:O	1.96	0.65
4:O:151:ASN:HA	4:O:205:PHE:HB2	1.77	0.65
3:P:17:LYS:HE3	3:P:84:ASP:HA	1.77	0.65
3:P:377:GLU:HA	3:P:380:LYS:HE2	1.78	0.65
1:Q:81:PRO:HD2	2:R:20:HIS:CE1	2.32	0.65
2:R:67:LEU:HD21	2:R:112:VAL:CG1	2.25	0.65
3:S:45:GLU:C	3:S:272:PRO:HG3	2.16	0.65
3:S:171:MET:SD	3:S:174:GLY:HA2	2.37	0.65
4:T:89:VAL:O	4:T:90:VAL:HG23	1.95	0.65
4:T:272:VAL:HA	4:T:275:THR:OG1	1.96	0.65
3:U:108:LEU:HD13	3:U:118:TRP:CB	2.24	0.65
3:U:118:TRP:NE1	3:U:120:PRO:HG3	2.10	0.65

Continued on next page...

Continued from previous page...

Atom-1	Atom-2	Interatomic distance (Å)	Clash overlap (Å)
1:V:24:THR:HG22	1:V:25:VAL:HG23	1.78	0.65
1:V:58:LEU:HD11	1:V:118:TRP:CE3	2.31	0.65
1:V:130:ILE:HD12	1:V:134:TYR:CE2	2.30	0.65
2:W:92:ILE:HA	2:W:149:THR:O	1.95	0.65
2:W:204:ASP:H	2:W:207:PRO:HG2	1.59	0.65
3:X:171:MET:SD	3:X:174:GLY:HA2	2.37	0.65
3:X:382:ILE:O	3:X:385:HIS:HB3	1.96	0.65
3:X:412:CYS:O	3:X:415:MET:HE2	1.95	0.65
3:Z:235:LEU:HD21	3:Z:242:LYS:CG	2.24	0.65
1:O:281:ILE:HD12	1:O:281:ILE:H	1.59	0.65
2:1:132:ILE:HG13	2:1:136:TYR:CD2	2.30	0.65
2:1:253:SER:HB2	3:2:306:HIS:HB3	1.78	0.65
2:1:263:VAL:HA	3:2:251:LEU:CD1	2.26	0.65
4:3:45:LYS:CD	4:3:277:LEU:O	2.43	0.65
4:3:47:GLU:CA	4:3:129:ILE:HD11	2.15	0.65
4:3:272:VAL:HA	4:3:275:THR:OG1	1.96	0.65
3:A:149:TRP:CH2	4:E:119:PRO:HA	2.31	0.65
3:A:262:GLU:HG2	4:E:271:LYS:HZ1	1.60	0.65
1:B:220:TYR:HB3	1:B:223:TYR:CE2	2.31	0.65
1:B:233:ILE:O	1:B:237:LEU:HD22	1.97	0.65
1:B:443:PHE:C	1:B:447:CYS:HG	1.99	0.65
2:C:39:LEU:O	2:C:183:ALA:HB3	1.96	0.65
2:C:266:ALA:HB3	3:D:251:LEU:HD13	1.78	0.65
4:E:29:ASP:N	4:E:29:ASP:OD1	2.28	0.65
4:E:151:ASN:HA	4:E:205:PHE:HB2	1.77	0.65
3:F:72:TYR:HB2	3:F:112:TYR:HA	1.78	0.65
3:F:265:PRO:CA	3:F:268:SER:HB3	2.23	0.65
3:F:282:MET:O	3:F:286:ILE:HG13	1.95	0.65
3:F:292:THR:CB	3:F:296:ILE:HD11	2.26	0.65
2:H:92:ILE:HA	2:H:149:THR:O	1.95	0.65
2:H:180:ASP:N	2:H:195:LYS:CG	2.59	0.65
4:J:23:THR:CG2	4:J:24:LEU:H	2.09	0.65
4:J:110:TYR:HE1	4:J:111:ASN:ND2	1.94	0.65
3:K:238:ASP:O	1:L:309:PRO:HA	1.96	0.65
3:K:377:GLU:HA	3:K:380:LYS:HE2	1.78	0.65
3:K:419:ILE:CG2	3:K:420:ILE:H	2.09	0.65
1:L:58:LEU:HD11	1:L:118:TRP:CE3	2.31	0.65
1:L:108:VAL:HG22	1:L:118:TRP:CG	2.31	0.65
1:L:132:VAL:C	1:L:279:ILE:HG23	2.16	0.65
1:L:233:ILE:O	1:L:237:LEU:HD22	1.97	0.65
1:L:406:GLU:O	1:L:409:LYS:HB2	1.96	0.65

Continued on next page...

Continued from previous page...

Atom-1	Atom-2	Interatomic distance (Å)	Clash overlap (Å)
1:L:408:ILE:CG2	1:L:409:LYS:N	2.59	0.65
2:M:266:ALA:HB3	3:N:251:LEU:HD13	1.78	0.65
2:M:474:VAL:HA	2:M:477:ASN:CG	2.16	0.65
4:O:45:LYS:CD	4:O:277:LEU:O	2.43	0.65
3:P:129:GLU:OE2	3:P:140:GLN:HG3	1.95	0.65
2:R:474:VAL:HA	2:R:477:ASN:CG	2.16	0.65
3:S:382:ILE:O	3:S:385:HIS:HB3	1.96	0.65
4:T:146:ARG:NH1	4:T:205:PHE:HB3	2.11	0.65
3:U:90:LEU:HD12	3:U:100:PHE:HE2	1.61	0.65
1:V:308:SER:CB	1:V:311:THR:HG22	2.22	0.65
2:W:110:VAL:HG13	2:W:120:TRP:CB	2.25	0.65
4:Y:110:TYR:HE1	4:Y:111:ASN:ND2	1.94	0.65
4:Y:242:LEU:HD12	4:Y:246:ALA:HB2	1.77	0.65
3:Z:228:LEU:HD13	3:Z:249:VAL:HG21	1.78	0.65
1:0:409:LYS:HE2	2:1:423:ILE:HA	1.79	0.65
1:0:415:LEU:HD13	1:0:415:LEU:C	2.16	0.65
2:1:52:LEU:CD2	2:1:130:CYS:HB2	2.25	0.65
3:2:49:ILE:HG21	3:2:125:LYS:HZ2	1.58	0.65
3:2:97:ASP:OD1	3:2:97:ASP:O	2.13	0.65
3:2:235:LEU:HD22	4:3:308:LEU:HG	1.77	0.65
3:2:242:LYS:N	3:2:243:MET:HE2	2.12	0.65
3:2:395:ALA:O	3:2:398:GLU:HG2	1.96	0.65
4:3:276:SER:O	4:3:279:VAL:O	2.14	0.65
3:A:147:GLY:HA2	3:A:158:ILE:HG21	1.78	0.65
1:B:29:VAL:O	1:B:156:VAL:HG23	1.95	0.65
1:B:143:THR:HG23	1:B:208:THR:HG23	1.77	0.65
2:C:8:ILE:HD12	2:C:11:LEU:HD12	1.78	0.65
3:D:426:PHE:CG	3:D:427:ALA:N	2.65	0.65
4:E:36:LEU:CD1	4:E:173:ASP:CG	2.64	0.65
4:E:47:GLU:CA	4:E:129:ILE:HD11	2.15	0.65
4:E:265:LEU:HD21	4:E:296:ILE:CD1	2.11	0.65
3:F:46:VAL:HG21	3:F:269:SER:O	1.95	0.65
1:G:45:GLU:HA	1:G:130:ILE:CD1	2.25	0.65
1:G:233:ILE:O	1:G:237:LEU:HD22	1.97	0.65
2:H:8:ILE:HD12	2:H:11:LEU:HD12	1.78	0.65
3:I:167:LEU:CD2	3:I:178:MET:HB2	2.26	0.65
3:I:171:MET:SD	3:I:174:GLY:HA2	2.37	0.65
3:I:382:ILE:O	3:I:385:HIS:HB3	1.96	0.65
4:J:29:ASP:OD1	4:J:29:ASP:N	2.28	0.65
4:J:235:LEU:CD1	4:J:257:VAL:HG11	2.24	0.65
3:K:228:LEU:HD13	3:K:249:VAL:HG21	1.78	0.65

Continued on next page...

Continued from previous page...

Atom-1	Atom-2	Interatomic distance (Å)	Clash overlap (Å)
2:M:33:ILE:HD11	2:M:88:TRP:CH2	2.31	0.65
3:N:303:PRO:CD	3:N:400:LYS:HD3	2.26	0.65
4:O:146:ARG:NH1	4:O:205:PHE:HB3	2.11	0.65
3:P:149:TRP:CH2	4:T:119:PRO:HA	2.31	0.65
3:P:250:LEU:HD21	3:P:296:ILE:HD12	1.79	0.65
2:R:8:ILE:HD12	2:R:11:LEU:HD12	1.77	0.65
2:R:31:VAL:HG21	2:R:88:TRP:HZ3	1.61	0.65
3:S:145:LYS:O	3:S:146:LEU:HD12	1.94	0.65
4:T:32:LEU:CD1	4:T:157:LEU:HD13	2.24	0.65
1:V:415:LEU:HD13	1:V:415:LEU:C	2.16	0.65
3:X:130:ILE:O	3:X:134:HIS:HB2	1.96	0.65
1:0:220:TYR:CE2	2:1:279:PRO:CB	2.77	0.65
1:0:238:VAL:CG1	1:0:248:LYS:HZ1	2.08	0.65
2:1:39:LEU:O	2:1:183:ALA:HB3	1.96	0.65
3:2:167:LEU:CD2	3:2:178:MET:HB2	2.26	0.65
3:2:408:HIS:O	3:2:412:CYS:N	2.24	0.65
4:3:188:ARG:CD	4:3:211:PHE:O	2.43	0.65
3:A:377:GLU:HA	3:A:380:LYS:HE2	1.78	0.65
1:B:32:ARG:HE	1:B:59:ALA:C	2.00	0.65
2:C:12:LEU:CB	2:C:16:LYS:HG2	2.27	0.65
2:C:19:LYS:O	2:C:19:LYS:CD	2.43	0.65
2:C:42:LEU:O	2:C:185:THR:OG1	2.14	0.65
2:C:131:PRO:CG	2:C:144:CYS:HA	2.25	0.65
3:D:41:ILE:HG12	4:E:96:ASP:OD2	1.94	0.65
3:F:217:ASN:O	3:F:221:PRO:CD	2.42	0.65
1:G:91:VAL:HG11	1:G:149:TYR:CD1	2.30	0.65
1:G:415:LEU:HD13	1:G:415:LEU:C	2.16	0.65
4:J:36:LEU:CD1	4:J:173:ASP:CG	2.64	0.65
4:J:138:TRP:CE2	4:J:215:GLN:HB2	2.32	0.65
4:J:272:VAL:HA	4:J:275:THR:OG1	1.96	0.65
1:L:92:LEU:HG	1:L:96:ASN:CB	2.24	0.65
1:L:212:ILE:HD13	1:L:469:ALA:CA	2.25	0.65
1:L:220:TYR:CE2	2:M:279:PRO:CB	2.77	0.65
1:L:285:MET:O	1:L:288:MET:HB3	1.97	0.65
2:M:206:PHE:N	2:M:207:PRO:HD2	2.11	0.65
2:M:455:ARG:HD2	2:M:455:ARG:H	1.61	0.65
3:N:17:LYS:HE3	3:N:83:ASP:O	1.96	0.65
4:O:59:TRP:CE2	4:O:115:MET:HB2	2.30	0.65
4:O:129:ILE:CG2	4:O:133:TYR:CD2	2.78	0.65
3:P:187:TRP:CZ2	3:P:189:TYR:HB3	2.31	0.65
3:P:290:ILE:O	3:P:293:VAL:HG12	1.95	0.65

Continued on next page...

Continued from previous page...

Atom-1	Atom-2	Interatomic distance (Å)	Clash overlap (Å)
3:P:303:PRO:HB2	3:P:400:LYS:HE2	1.79	0.65
2:R:12:LEU:HB3	2:R:15:ASN:HB3	1.78	0.65
2:R:434:LYS:CD	2:R:435:GLU:CG	2.70	0.65
4:T:138:TRP:CE2	4:T:215:GLN:HB2	2.32	0.65
4:T:446:ILE:HG22	4:T:447:ASP:N	2.11	0.65
3:U:58:GLN:HB3	3:U:60:TRP:CZ3	2.31	0.65
3:U:292:THR:CB	3:U:296:ILE:HD11	2.27	0.65
1:V:29:VAL:O	1:V:156:VAL:HG23	1.95	0.65
1:V:32:ARG:HE	1:V:59:ALA:C	2.00	0.65
1:V:237:LEU:O	1:V:241:LEU:N	2.29	0.65
2:W:12:LEU:CB	2:W:16:LYS:HG2	2.27	0.65
3:X:29:VAL:HG23	3:X:155:LYS:O	1.95	0.65
3:X:38:ILE:O	3:X:38:ILE:HG22	1.97	0.65
3:X:56:LEU:O	3:X:120:PRO:CD	2.44	0.65
4:Y:45:LYS:CD	4:Y:277:LEU:O	2.43	0.65
3:Z:32:THR:HG23	3:Z:159:SER:O	1.97	0.65
1:0:45:GLU:CD	1:0:279:ILE:CD1	2.63	0.65
1:0:90:ILE:HA	1:0:148:SER:HA	1.77	0.65
2:1:273:LEU:HD23	2:1:276:GLN:CG	2.25	0.65
4:3:100:GLU:HB2	4:3:122:ILE:HD11	1.76	0.65
4:3:146:ARG:NH1	4:3:205:PHE:HB3	2.11	0.65
3:A:228:LEU:HD13	3:A:249:VAL:HG21	1.78	0.65
1:B:70:ALA:O	1:B:74:GLY:HA3	1.97	0.65
1:B:245:ALA:O	1:B:248:LYS:N	2.29	0.65
1:B:311:THR:O	1:B:312:HIS:HB3	1.95	0.65
1:B:409:LYS:HE2	2:C:423:ILE:HA	1.79	0.65
2:C:253:SER:HB2	3:D:306:HIS:HB3	1.78	0.65
2:C:305:ASN:OD1	2:C:308:ILE:HG21	1.96	0.65
3:D:79:ARG:HH12	4:E:154:GLU:CD	2.00	0.65
3:D:171:MET:SD	3:D:174:GLY:HA2	2.36	0.65
3:F:129:GLU:OE2	3:F:140:GLN:HG3	1.95	0.65
1:G:24:THR:HG22	1:G:25:VAL:N	2.07	0.65
1:G:32:ARG:HE	1:G:59:ALA:C	2.00	0.65
1:G:38:THR:HG22	1:G:55:PHE:HE1	1.62	0.65
1:G:81:PRO:HD2	2:H:20:HIS:CE1	2.32	0.65
1:G:306:HIS:HD1	1:G:306:HIS:C	1.99	0.65
1:G:408:ILE:CG2	1:G:409:LYS:N	2.60	0.65
1:G:438:LEU:O	1:G:442:ILE:N	2.29	0.65
2:H:19:LYS:O	2:H:19:LYS:CD	2.43	0.65
2:H:191:GLU:CG	2:H:222:ARG:HB3	2.26	0.65
2:H:445:ASN:OD1	2:H:448:LEU:HD11	1.95	0.65

Continued on next page...

Continued from previous page...

Atom-1	Atom-2	Interatomic distance (Å)	Clash overlap (Å)
3:I:79:ARG:HH12	4:J:154:GLU:CD	2.00	0.65
3:I:195:ASP:O	3:I:197:PRO:HD3	1.97	0.65
4:J:188:ARG:CD	4:J:211:PHE:O	2.43	0.65
4:J:292:VAL:O	4:J:296:ILE:CG2	2.45	0.65
3:K:58:GLN:HB3	3:K:60:TRP:CZ3	2.31	0.65
3:K:129:GLU:OE2	3:K:140:GLN:HG3	1.95	0.65
3:K:303:PRO:HB2	3:K:400:LYS:HE2	1.79	0.65
1:L:32:ARG:HE	1:L:59:ALA:C	2.00	0.65
1:L:81:PRO:HD2	2:M:20:HIS:CE1	2.31	0.65
1:L:311:THR:O	1:L:312:HIS:HB3	1.95	0.65
1:L:416:GLU:OE2	2:M:433:ILE:HG21	1.95	0.65
2:M:12:LEU:CB	2:M:16:LYS:HG2	2.27	0.65
4:O:138:TRP:CE2	4:O:215:GLN:HB2	2.32	0.65
3:P:45:GLU:O	3:P:130:ILE:HG13	1.95	0.65
3:P:72:TYR:HB2	3:P:112:TYR:HA	1.78	0.65
3:P:166:ASP:OD2	3:P:178:MET:HE1	1.97	0.65
1:Q:24:THR:HG22	1:Q:25:VAL:HG23	1.78	0.65
1:Q:406:GLU:HA	1:Q:409:LYS:CD	2.18	0.65
2:R:110:VAL:HG13	2:R:120:TRP:CB	2.25	0.65
2:R:191:GLU:CG	2:R:222:ARG:HB3	2.26	0.65
3:S:38:ILE:HG22	3:S:38:ILE:O	1.97	0.65
3:S:283:ILE:CA	3:S:286:ILE:HD12	2.26	0.65
3:S:412:CYS:O	3:S:415:MET:HE2	1.96	0.65
4:T:1:ASN:ND2	4:T:68:THR:HB	2.12	0.65
4:T:23:THR:CG2	4:T:24:LEU:H	2.10	0.65
4:T:110:TYR:HE1	4:T:111:ASN:ND2	1.94	0.65
3:U:265:PRO:CA	3:U:268:SER:HB3	2.23	0.65
2:W:12:LEU:HB3	2:W:15:ASN:HB3	1.78	0.65
3:X:45:GLU:C	3:X:272:PRO:HG3	2.16	0.65
4:Y:1:ASN:ND2	4:Y:69:SER:HB3	2.11	0.65
4:Y:138:TRP:CE2	4:Y:215:GLN:HB2	2.32	0.65
3:Z:296:ILE:CA	3:Z:299:HIS:HB2	2.17	0.65
1:0:45:GLU:HG3	1:0:134:TYR:HB3	1.79	0.65
1:0:145:VAL:CG1	1:0:206:ASP:HB2	2.26	0.65
1:0:309:PRO:HA	3:Z:238:ASP:O	1.96	0.65
2:1:12:LEU:CB	2:1:16:LYS:HG2	2.27	0.65
2:1:58:MET:HE3	2:1:122:PRO:HD2	1.78	0.65
2:1:180:ASP:N	2:1:195:LYS:CG	2.59	0.65
2:1:206:PHE:N	2:1:207:PRO:HD2	2.11	0.65
3:2:171:MET:SD	3:2:174:GLY:HA2	2.37	0.65
3:2:412:CYS:O	3:2:415:MET:HE2	1.95	0.65

Continued on next page...

Continued from previous page...

Atom-1	Atom-2	Interatomic distance (Å)	Clash overlap (Å)
4:3:89:VAL:HG23	4:3:99:PHE:CE1	2.32	0.65
3:A:52:THR:C	3:A:123:ILE:HG13	2.16	0.65
2:C:191:GLU:CG	2:C:222:ARG:HB3	2.26	0.65
2:C:223:ARG:O	2:C:224:LYS:HG3	1.95	0.65
2:C:452:THR:O	2:C:456:LEU:HG	1.95	0.65
3:D:111:ASP:OD2	3:D:115:LYS:HB3	1.95	0.65
4:E:1:ASN:ND2	4:E:68:THR:HB	2.12	0.65
4:E:240:TYR:HD2	4:E:453:ILE:HD13	1.62	0.65
3:F:250:LEU:HD21	3:F:296:ILE:HD12	1.79	0.65
1:G:306:HIS:ND1	1:G:306:HIS:C	2.48	0.65
2:H:42:LEU:O	2:H:185:THR:OG1	2.14	0.65
3:I:56:LEU:O	3:I:120:PRO:CD	2.44	0.65
3:I:249:VAL:HG13	4:J:259:LEU:CD2	2.25	0.65
4:J:242:LEU:HD12	4:J:246:ALA:HB2	1.77	0.65
3:K:149:TRP:CH2	4:O:119:PRO:HA	2.31	0.65
3:K:292:THR:CB	3:K:296:ILE:HD11	2.26	0.65
2:M:7:LEU:HD11	2:M:70:ASN:HD22	1.61	0.65
2:M:429:ILE:HG13	2:M:430:VAL:N	2.12	0.65
4:O:1:ASN:ND2	4:O:68:THR:HB	2.12	0.65
3:P:52:THR:C	3:P:123:ILE:HG13	2.16	0.65
1:Q:272:GLU:HA	1:Q:275:LEU:CD1	2.26	0.65
3:S:26:THR:HG22	3:S:27:HIS:H	1.61	0.65
3:S:130:ILE:O	3:S:134:HIS:HB2	1.96	0.65
4:T:35:THR:HB	4:T:54:TRP:CE3	2.29	0.65
4:T:240:TYR:CD1	4:T:303:VAL:HG21	2.30	0.65
3:U:52:THR:C	3:U:123:ILE:HG13	2.16	0.65
3:U:187:TRP:CZ2	3:U:189:TYR:HB3	2.31	0.65
2:W:191:GLU:CG	2:W:222:ARG:HB3	2.27	0.65
3:X:137:PHE:CB	3:X:435:GLN:CG	2.71	0.65
3:Z:274:ILE:HG12	3:Z:277:TYR:HE1	1.61	0.65
3:Z:292:THR:HA	3:Z:296:ILE:CD1	2.24	0.65
3:Z:419:ILE:CG2	3:Z:420:ILE:H	2.09	0.65
2:1:31:VAL:HG21	2:1:88:TRP:HZ3	1.61	0.65
3:2:79:ARG:HH12	4:3:154:GLU:CD	2.00	0.65
3:2:100:PHE:HA	3:2:124:PHE:HB3	1.77	0.65
4:3:52:ASN:HA	4:3:121:ALA:O	1.96	0.65
4:3:83:LEU:N	4:3:83:LEU:HD22	2.12	0.65
4:3:172:ILE:HD12	4:3:188:ARG:HB3	1.79	0.65
4:3:178:THR:HG22	4:3:180:ASN:N	2.12	0.65
4:3:240:TYR:HD2	4:3:453:ILE:HD13	1.62	0.65
4:3:293:SER:O	4:3:297:VAL:HG23	1.97	0.65

Continued on next page...

Continued from previous page...

Atom-1	Atom-2	Interatomic distance (Å)	Clash overlap (Å)
4:3:294:LEU:HA	4:3:297:VAL:HG23	1.76	0.65
3:A:32:THR:HG23	3:A:159:SER:O	1.97	0.65
3:A:187:TRP:CZ2	3:A:189:TYR:HB3	2.31	0.65
3:A:259:VAL:O	3:A:263:LEU:HG	1.97	0.65
1:B:16:ASN:OD1	1:B:18:LYS:NZ	2.23	0.65
1:B:237:LEU:O	1:B:241:LEU:N	2.29	0.65
1:B:245:ALA:O	1:B:248:LYS:HB3	1.97	0.65
2:C:92:ILE:HA	2:C:149:THR:O	1.95	0.65
2:C:102:TYR:HE1	2:C:106:TYR:HB3	1.54	0.65
3:D:57:ARG:HA	3:D:119:THR:HG22	1.78	0.65
4:E:178:THR:HG22	4:E:180:ASN:N	2.12	0.65
4:E:235:LEU:CD1	4:E:257:VAL:HG11	2.24	0.65
3:F:17:LYS:HE3	3:F:84:ASP:HA	1.77	0.65
3:F:128:CYS:HB3	3:F:144:MET:SD	2.35	0.65
3:F:195:ASP:O	3:F:197:PRO:HD3	1.97	0.65
3:F:303:PRO:HB2	3:F:400:LYS:HE2	1.79	0.65
1:G:272:GLU:HA	1:G:275:LEU:CD1	2.26	0.65
1:G:285:MET:O	1:G:288:MET:HB3	1.97	0.65
3:I:38:ILE:O	3:I:38:ILE:HG22	1.97	0.65
4:J:47:GLU:CA	4:J:129:ILE:HD11	2.15	0.65
4:J:178:THR:CG2	4:J:180:ASN:H	2.10	0.65
4:J:453:ILE:O	4:J:457:LEU:N	2.27	0.65
1:L:251:LEU:HD13	2:M:261:ILE:CG2	2.25	0.65
2:M:58:MET:HE3	2:M:122:PRO:HD2	1.79	0.65
3:N:15:TYR:CE2	3:N:84:ASP:HB3	2.32	0.65
3:N:56:LEU:O	3:N:120:PRO:CD	2.44	0.65
3:N:57:ARG:HA	3:N:119:THR:HG22	1.78	0.65
4:O:29:ASP:N	4:O:29:ASP:OD1	2.28	0.65
4:O:240:TYR:HD2	4:O:453:ILE:HD13	1.62	0.65
3:P:32:THR:HG23	3:P:159:SER:O	1.97	0.65
3:P:58:GLN:HB3	3:P:60:TRP:CZ3	2.31	0.65
3:P:118:TRP:NE1	3:P:120:PRO:HG3	2.10	0.65
1:Q:281:ILE:HG22	1:Q:285:MET:H	1.58	0.65
2:R:305:ASN:OD1	2:R:308:ILE:HG21	1.96	0.65
2:R:429:ILE:HG13	2:R:430:VAL:N	2.12	0.65
3:S:15:TYR:CE2	3:S:84:ASP:HB3	2.32	0.65
3:U:72:TYR:HB2	3:U:112:TYR:HA	1.78	0.65
1:V:311:THR:O	1:V:312:HIS:HB3	1.95	0.65
2:W:42:LEU:O	2:W:185:THR:OG1	2.14	0.65
2:W:206:PHE:N	2:W:207:PRO:HD2	2.11	0.65
2:W:305:ASN:OD1	2:W:308:ILE:HG21	1.96	0.65

Continued on next page...

Continued from previous page...

Atom-1	Atom-2	Interatomic distance (Å)	Clash overlap (Å)
2:W:318:SER:CB	2:W:447:ASN:HD22	2.04	0.65
3:X:395:ALA:O	3:X:398:GLU:HG2	1.96	0.65
4:Y:82:GLU:C	4:Y:83:LEU:HD22	2.17	0.65
4:Y:240:TYR:HD2	4:Y:453:ILE:HD13	1.62	0.65
3:Z:195:ASP:O	3:Z:197:PRO:HD3	1.97	0.65
3:Z:259:VAL:O	3:Z:263:LEU:HG	1.97	0.65
3:Z:274:ILE:HG13	3:Z:274:ILE:O	1.97	0.65
1:O:108:VAL:HG22	1:O:118:TRP:CG	2.31	0.65
2:1:199:LYS:HD2	2:1:200:ASN:N	2.11	0.65
3:2:242:LYS:O	3:2:245:LEU:HB3	1.95	0.65
1:B:142:CYS:O	1:B:210:TYR:HA	1.96	0.65
1:B:438:LEU:HD23	1:B:441:TYR:CB	2.27	0.65
2:C:67:LEU:HD21	2:C:112:VAL:CG1	2.25	0.65
3:D:137:PHE:CB	3:D:435:GLN:CG	2.71	0.65
4:E:35:THR:HB	4:E:54:TRP:CE3	2.29	0.65
4:E:294:LEU:HA	4:E:297:VAL:HG23	1.77	0.65
4:E:453:ILE:O	4:E:457:LEU:HB2	1.97	0.65
3:F:158:ILE:O	3:F:199:LEU:HB2	1.97	0.65
3:F:383:ALA:O	3:F:387:LYS:HG2	1.97	0.65
2:H:253:SER:HB2	3:I:306:HIS:HB3	1.78	0.65
2:H:263:VAL:HA	3:I:251:LEU:CD1	2.26	0.65
3:I:26:THR:HG22	3:I:27:HIS:H	1.61	0.65
4:J:1:ASN:ND2	4:J:69:SER:HB3	2.11	0.65
4:J:293:SER:O	4:J:297:VAL:HG23	1.97	0.65
1:L:24:THR:HG22	1:L:25:VAL:HG23	1.78	0.65
1:L:45:GLU:CD	1:L:279:ILE:CD1	2.63	0.65
2:M:305:ASN:OD1	2:M:308:ILE:HG21	1.96	0.65
3:N:16:ASN:HD22	3:N:16:ASN:N	1.94	0.65
3:N:242:LYS:O	3:N:245:LEU:HB3	1.96	0.65
3:N:287:SER:CA	3:N:290:ILE:HG12	2.27	0.65
4:O:23:THR:CG2	4:O:24:LEU:H	2.10	0.65
4:O:292:VAL:O	4:O:296:ILE:CG2	2.45	0.65
4:O:453:ILE:O	4:O:457:LEU:HB2	1.97	0.65
3:P:151:TYR:HB2	3:P:156:VAL:CG1	2.27	0.65
1:Q:24:THR:HG22	1:Q:25:VAL:N	2.07	0.65
1:Q:181:THR:CG2	1:Q:184:GLY:N	2.60	0.65
2:R:263:VAL:HA	3:S:251:LEU:CD1	2.26	0.65
3:S:303:PRO:CB	3:S:400:LYS:HZ2	2.09	0.65
3:S:379:VAL:HG22	3:S:382:ILE:CD1	2.27	0.65
3:S:395:ALA:O	3:S:398:GLU:HG2	1.96	0.65
4:T:23:THR:CG2	4:T:24:LEU:N	2.60	0.65

Continued on next page...

Continued from previous page...

Atom-1	Atom-2	Interatomic distance (Å)	Clash overlap (Å)
4:T:82:GLU:C	4:T:83:LEU:HD22	2.17	0.65
4:T:83:LEU:HD22	4:T:83:LEU:N	2.12	0.65
4:T:129:ILE:CG2	4:T:133:TYR:CD2	2.78	0.65
4:T:224:ASN:O	4:T:228:PRO:CG	2.40	0.65
1:V:70:ALA:O	1:V:74:GLY:HA3	1.97	0.65
1:V:108:VAL:HG22	1:V:118:TRP:CG	2.31	0.65
2:W:31:VAL:HG21	2:W:88:TRP:HZ3	1.61	0.65
2:W:33:ILE:HD11	2:W:88:TRP:CH2	2.31	0.65
2:W:429:ILE:HG13	2:W:430:VAL:N	2.12	0.65
3:X:171:MET:HG2	3:X:174:GLY:N	2.12	0.65
3:Z:383:ALA:O	3:Z:387:LYS:HG2	1.97	0.65
3:Z:408:HIS:O	3:Z:412:CYS:SG	2.55	0.65
2:1:29:GLU:O	2:1:30:VAL:HG23	1.97	0.65
2:1:269:VAL:HG13	2:1:270:PHE:HD1	1.60	0.65
2:1:305:ASN:OD1	2:1:308:ILE:HG21	1.96	0.65
3:2:32:THR:HB	3:2:59:GLN:CB	2.24	0.65
4:3:23:THR:CG2	4:3:24:LEU:H	2.10	0.65
4:3:35:THR:HB	4:3:54:TRP:CE3	2.29	0.65
4:3:138:TRP:CE2	4:3:215:GLN:HB2	2.32	0.65
4:3:446:ILE:HG22	4:3:447:ASP:N	2.11	0.65
4:3:453:ILE:O	4:3:457:LEU:HB2	1.97	0.65
3:A:58:GLN:HB3	3:A:60:TRP:CZ3	2.31	0.65
3:A:383:ALA:O	3:A:387:LYS:HG2	1.97	0.65
2:C:7:LEU:HD11	2:C:70:ASN:HD22	1.61	0.65
3:D:16:ASN:HD22	3:D:16:ASN:N	1.95	0.65
3:D:181:TYR:HE1	3:D:203:TYR:HB3	1.62	0.65
3:D:287:SER:CA	3:D:290:ILE:HG12	2.27	0.65
4:E:23:THR:CG2	4:E:24:LEU:H	2.10	0.65
4:E:52:ASN:HA	4:E:121:ALA:O	1.96	0.65
4:E:110:TYR:HE1	4:E:111:ASN:ND2	1.94	0.65
4:E:138:TRP:CE2	4:E:215:GLN:HB2	2.32	0.65
3:F:279:LEU:HD13	3:F:282:MET:HB3	1.79	0.65
1:G:181:THR:CG2	1:G:184:GLY:N	2.60	0.65
1:G:212:ILE:HD13	1:G:469:ALA:CA	2.25	0.65
1:G:248:LYS:HD3	1:G:252:SER:CB	2.07	0.65
2:H:33:ILE:CG2	2:H:160:MET:SD	2.85	0.65
4:J:23:THR:CG2	4:J:24:LEU:N	2.60	0.65
3:K:38:ILE:C	3:K:39:GLN:HG3	2.18	0.65
1:L:90:ILE:HA	1:L:148:SER:HA	1.77	0.65
1:L:438:LEU:HD23	1:L:441:TYR:CB	2.27	0.65
2:M:19:LYS:HZ2	2:M:88:TRP:HD1	1.43	0.65

Continued on next page...

Continued from previous page...

Atom-1	Atom-2	Interatomic distance (Å)	Clash overlap (Å)
2:M:67:LEU:HD21	2:M:112:VAL:CG1	2.25	0.65
3:N:26:THR:HG22	3:N:27:HIS:H	1.61	0.65
3:N:130:ILE:O	3:N:134:HIS:HB2	1.96	0.65
3:N:171:MET:HG2	3:N:174:GLY:N	2.12	0.65
4:O:89:VAL:HG23	4:O:99:PHE:CE1	2.32	0.65
4:O:113:GLY:O	4:O:115:MET:SD	2.55	0.65
3:P:251:LEU:CD2	4:T:260:ALA:HB3	2.24	0.65
3:P:383:ALA:O	3:P:387:LYS:HG2	1.97	0.65
1:Q:32:ARG:HE	1:Q:59:ALA:C	2.00	0.65
1:Q:233:ILE:O	1:Q:237:LEU:HD22	1.97	0.65
1:Q:245:ALA:O	1:Q:248:LYS:N	2.29	0.65
1:Q:415:LEU:HD13	1:Q:415:LEU:C	2.16	0.65
2:R:33:ILE:HD11	2:R:88:TRP:CH2	2.31	0.65
3:S:57:ARG:HA	3:S:119:THR:HG22	1.78	0.65
4:T:183:TRP:HB2	4:T:216:ARG:CG	2.06	0.65
4:T:276:SER:O	4:T:279:VAL:O	2.14	0.65
4:T:299:ASN:HA	4:T:302:ILE:HB	1.79	0.65
3:U:15:TYR:OH	3:U:84:ASP:O	2.14	0.65
3:U:118:TRP:HD1	3:U:120:PRO:HD3	1.56	0.65
3:U:380:LYS:HB3	1:V:408:ILE:CD1	2.27	0.65
1:V:406:GLU:O	1:V:409:LYS:HB2	1.96	0.65
1:V:441:TYR:HA	1:V:444:ILE:HG22	1.79	0.65
2:W:180:ASP:N	2:W:195:LYS:CG	2.59	0.65
2:W:266:ALA:HB3	3:X:251:LEU:HD13	1.78	0.65
3:X:166:ASP:HB2	3:X:181:TYR:CG	2.31	0.65
3:X:195:ASP:O	3:X:197:PRO:HD3	1.97	0.65
4:Y:235:LEU:CD1	4:Y:257:VAL:HG11	2.24	0.65
4:Y:253:LEU:HG	4:Y:254:SER:N	2.10	0.65
1:O:438:LEU:HD23	1:O:441:TYR:CB	2.27	0.65
3:2:15:TYR:CE2	3:2:84:ASP:HB3	2.32	0.65
4:3:34:LEU:HD12	4:3:210:PHE:HE2	1.59	0.65
4:3:119:PRO:HA	3:Z:149:TRP:CH2	2.31	0.65
4:3:236:VAL:O	4:3:239:VAL:HG23	1.97	0.65
4:3:266:PHE:CD1	4:3:269:ALA:HB3	2.30	0.65
3:A:195:ASP:O	3:A:197:PRO:HD3	1.97	0.65
3:A:251:LEU:CD2	4:E:260:ALA:HB3	2.24	0.65
1:B:24:THR:HG22	1:B:25:VAL:HG23	1.78	0.65
1:B:58:LEU:HD11	1:B:118:TRP:CE3	2.31	0.65
2:C:29:GLU:O	2:C:30:VAL:HG23	1.97	0.65
3:D:15:TYR:CE2	3:D:84:ASP:HB3	2.32	0.65
4:E:188:ARG:CD	4:E:211:PHE:O	2.43	0.65

Continued on next page...

Continued from previous page...

Atom-1	Atom-2	Interatomic distance (Å)	Clash overlap (Å)
3:F:6:ARG:HB2	3:F:6:ARG:HH11	1.58	0.65
3:F:408:HIS:O	3:F:412:CYS:SG	2.55	0.65
1:G:58:LEU:HD11	1:G:118:TRP:CE3	2.31	0.65
1:G:145:VAL:CG1	1:G:206:ASP:HB2	2.26	0.65
1:G:438:LEU:HD23	1:G:441:TYR:CB	2.27	0.65
2:H:80:LEU:O	2:H:112:VAL:CB	2.42	0.65
3:I:20:ARG:CG	3:I:20:ARG:NH1	2.38	0.65
3:I:76:LYS:HE3	3:I:112:TYR:CE2	2.32	0.65
3:I:379:VAL:HG22	3:I:382:ILE:CD1	2.27	0.65
4:J:113:GLY:O	4:J:115:MET:SD	2.55	0.65
4:J:446:ILE:HG22	4:J:447:ASP:N	2.11	0.65
3:K:228:LEU:O	3:K:232:VAL:N	2.30	0.65
3:K:413:VAL:O	3:K:416:LEU:HB3	1.98	0.65
1:L:70:ALA:O	1:L:74:GLY:HA3	1.97	0.65
3:N:141:ASN:HB3	3:N:206:ILE:CD1	2.27	0.65
3:N:195:ASP:O	3:N:197:PRO:HD3	1.97	0.65
3:N:215:VAL:O	3:N:219:ILE:HG23	1.97	0.65
3:N:303:PRO:CB	3:N:400:LYS:HZ2	2.10	0.65
4:O:162:GLU:N	4:O:163:GLU:OE2	2.29	0.65
4:O:172:ILE:HD12	4:O:188:ARG:HB3	1.79	0.65
3:P:413:VAL:O	3:P:416:LEU:HB3	1.98	0.65
1:Q:285:MET:O	1:Q:288:MET:HB3	1.97	0.65
4:T:113:GLY:O	4:T:115:MET:SD	2.55	0.65
4:T:293:SER:O	4:T:297:VAL:HG23	1.97	0.65
4:T:453:ILE:O	4:T:457:LEU:HB2	1.97	0.65
3:U:151:TYR:HB2	3:U:156:VAL:CG1	2.27	0.65
3:U:383:ALA:O	3:U:387:LYS:HG2	1.97	0.65
1:V:142:CYS:O	1:V:210:TYR:HA	1.96	0.65
1:V:241:LEU:HD21	1:V:251:LEU:HD11	1.78	0.65
2:W:39:LEU:O	2:W:183:ALA:HB3	1.96	0.65
3:X:94:ASN:C	3:X:94:ASN:ND2	2.46	0.65
4:Y:1:ASN:ND2	4:Y:68:THR:HB	2.12	0.65
4:Y:23:THR:CG2	4:Y:24:LEU:H	2.10	0.65
4:Y:52:ASN:HA	4:Y:121:ALA:O	1.96	0.65
4:Y:113:GLY:O	4:Y:115:MET:SD	2.55	0.65
4:Y:188:ARG:CD	4:Y:211:PHE:O	2.43	0.65
4:Y:293:SER:O	4:Y:297:VAL:HG23	1.97	0.65
4:Y:414:SER:N	4:Y:416:VAL:CG1	2.60	0.65
3:Z:15:TYR:OH	3:Z:84:ASP:O	2.14	0.65
1:O:119:HIS:N	1:O:119:HIS:HD2	1.95	0.64
1:O:181:THR:CG2	1:O:184:GLY:N	2.60	0.64

Continued on next page...

Continued from previous page...

Atom-1	Atom-2	Interatomic distance (Å)	Clash overlap (Å)
1:0:233:ILE:O	1:0:237:LEU:HD22	1.97	0.64
3:2:195:ASP:O	3:2:197:PRO:HD3	1.97	0.64
4:3:82:GLU:C	4:3:83:LEU:HD22	2.17	0.64
3:A:90:LEU:HD12	3:A:100:PHE:HE2	1.61	0.64
3:A:238:ASP:O	1:B:309:PRO:HA	1.96	0.64
1:B:281:ILE:HG22	1:B:285:MET:H	1.58	0.64
1:B:297:LEU:O	1:B:301:VAL:HG22	1.97	0.64
3:D:97:ASP:HB2	3:D:127:TYR:HB2	1.78	0.64
3:D:215:VAL:O	3:D:219:ILE:HG23	1.97	0.64
3:D:382:ILE:O	3:D:385:HIS:HB3	1.96	0.64
4:E:1:ASN:ND2	4:E:69:SER:HB3	2.11	0.64
4:E:129:ILE:CG2	4:E:133:TYR:CD2	2.78	0.64
1:G:237:LEU:O	1:G:241:LEU:N	2.29	0.64
2:H:31:VAL:HG21	2:H:88:TRP:HZ3	1.61	0.64
2:H:115:ASN:H	2:H:115:ASN:ND2	1.85	0.64
4:J:1:ASN:ND2	4:J:68:THR:HB	2.12	0.64
4:J:89:VAL:HG23	4:J:99:PHE:CE1	2.32	0.64
4:J:110:TYR:CD1	4:J:111:ASN:N	2.55	0.64
4:J:172:ILE:HD12	4:J:188:ARG:HB3	1.79	0.64
3:K:32:THR:HG23	3:K:159:SER:O	1.97	0.64
3:K:52:THR:C	3:K:123:ILE:HG13	2.16	0.64
3:K:147:GLY:HA2	3:K:158:ILE:HG21	1.78	0.64
1:L:181:THR:HG23	1:L:184:GLY:N	2.13	0.64
1:L:441:TYR:HA	1:L:444:ILE:HG22	1.79	0.64
2:M:7:LEU:HD22	2:M:73:GLU:OE1	1.98	0.64
2:M:45:LEU:CD1	2:M:190:TRP:CE3	2.77	0.64
3:N:171:MET:SD	3:N:174:GLY:HA2	2.36	0.64
4:O:78:ARG:HD3	4:O:108:LEU:HD12	1.78	0.64
3:P:15:TYR:OH	3:P:84:ASP:O	2.14	0.64
3:P:31:ILE:HG13	3:P:60:TRP:HB3	1.80	0.64
3:P:265:PRO:CA	3:P:268:SER:HB3	2.23	0.64
1:Q:38:THR:HG22	1:Q:55:PHE:HE1	1.62	0.64
2:R:206:PHE:N	2:R:207:PRO:HD2	2.11	0.64
4:T:29:ASP:N	4:T:29:ASP:OD1	2.28	0.64
3:U:252:SER:CB	1:V:257:LEU:HD13	2.25	0.64
2:W:33:ILE:CG2	2:W:160:MET:SD	2.85	0.64
3:X:15:TYR:CE2	3:X:84:ASP:HB3	2.32	0.64
4:Y:78:ARG:HD3	4:Y:108:LEU:HD12	1.78	0.64
3:Z:108:LEU:HD13	3:Z:118:TRP:CB	2.24	0.64
3:Z:292:THR:CB	3:Z:296:ILE:HD11	2.26	0.64
1:0:81:PRO:HD2	2:1:20:HIS:CE1	2.32	0.64

Continued on next page...

Continued from previous page...

Atom-1	Atom-2	Interatomic distance (Å)	Clash overlap (Å)
1:0:216:LYS:H	1:0:216:LYS:CE	1.96	0.64
1:0:297:LEU:O	1:0:301:VAL:HG22	1.97	0.64
1:0:408:ILE:CG2	1:0:409:LYS:N	2.59	0.64
2:1:33:ILE:CG2	2:1:160:MET:SD	2.85	0.64
2:1:191:GLU:CG	2:1:222:ARG:HB3	2.26	0.64
3:2:141:ASN:HB3	3:2:206:ILE:CD1	2.27	0.64
4:3:113:GLY:O	4:3:115:MET:SD	2.55	0.64
4:3:136:PHE:CZ	4:3:217:LYS:HD2	2.33	0.64
4:3:174:PRO:HA	4:3:177:PHE:CB	2.24	0.64
4:3:270:GLN:C	4:3:273:PRO:HD2	2.18	0.64
4:3:435:GLU:O	4:3:438:ASN:HB3	1.98	0.64
3:A:38:ILE:C	3:A:39:GLN:HG3	2.18	0.64
1:B:119:HIS:N	1:B:119:HIS:HD2	1.95	0.64
1:B:220:TYR:CE2	2:C:279:PRO:CB	2.77	0.64
2:C:33:ILE:CG2	2:C:160:MET:SD	2.85	0.64
2:C:52:LEU:CD2	2:C:130:CYS:HB2	2.25	0.64
3:D:171:MET:HG2	3:D:174:GLY:N	2.12	0.64
3:F:87:LEU:H	3:F:87:LEU:CD2	1.89	0.64
3:F:151:TYR:HB2	3:F:156:VAL:CG1	2.27	0.64
3:F:170:PHE:HE1	3:F:176:TRP:NE1	1.95	0.64
3:F:229:THR:HA	3:F:232:VAL:CB	2.24	0.64
2:H:81:ARG:NH1	2:H:111:LEU:HB2	2.13	0.64
4:J:279:VAL:HG12	4:J:280:PRO:HD2	1.80	0.64
3:K:195:ASP:O	3:K:197:PRO:HD3	1.97	0.64
1:L:153:THR:HG23	1:L:156:VAL:O	1.98	0.64
1:L:245:ALA:O	1:L:248:LYS:HB3	1.97	0.64
2:M:199:LYS:HD2	2:M:200:ASN:N	2.11	0.64
2:M:257:MET:O	2:M:261:ILE:HG12	1.98	0.64
3:N:38:ILE:HG22	3:N:38:ILE:O	1.97	0.64
4:O:2:GLU:CA	4:O:5:ARG:HG3	2.28	0.64
4:O:265:LEU:HD21	4:O:296:ILE:CD1	2.11	0.64
4:O:272:VAL:HA	4:O:275:THR:OG1	1.96	0.64
3:P:292:THR:CB	3:P:296:ILE:HD11	2.26	0.64
1:Q:70:ALA:O	1:Q:74:GLY:HA3	1.97	0.64
1:Q:247:GLU:CA	1:Q:249:MET:HG3	2.28	0.64
1:Q:441:TYR:HA	1:Q:444:ILE:HG22	1.79	0.64
2:R:33:ILE:CG2	2:R:160:MET:SD	2.85	0.64
3:S:76:LYS:HE3	3:S:112:TYR:CE2	2.32	0.64
3:S:167:LEU:CD2	3:S:178:MET:HB2	2.26	0.64
4:T:44:GLU:CD	4:T:129:ILE:CB	2.66	0.64
3:U:195:ASP:O	3:U:197:PRO:HD3	1.97	0.64

Continued on next page...

Continued from previous page...

Atom-1	Atom-2	Interatomic distance (Å)	Clash overlap (Å)
3:U:228:LEU:HD13	3:U:249:VAL:HG21	1.78	0.64
2:W:8:ILE:HD12	2:W:11:LEU:HD12	1.77	0.64
2:W:131:PRO:CG	2:W:144:CYS:HA	2.25	0.64
3:X:57:ARG:HA	3:X:119:THR:HG22	1.78	0.64
4:Y:83:LEU:HD22	4:Y:83:LEU:N	2.12	0.64
3:Z:147:GLY:HA2	3:Z:158:ILE:HG21	1.78	0.64
3:Z:290:ILE:O	3:Z:293:VAL:HG12	1.95	0.64
1:0:70:ALA:O	1:0:74:GLY:HA3	1.97	0.64
1:0:89:ASP:OD1	1:0:148:SER:HB2	1.98	0.64
1:0:181:THR:HG23	1:0:184:GLY:N	2.13	0.64
1:0:241:LEU:HD21	1:0:251:LEU:HD11	1.78	0.64
4:3:299:ASN:HA	4:3:302:ILE:HB	1.79	0.64
3:A:54:VAL:HG22	3:A:122:ALA:HB3	1.79	0.64
3:A:303:PRO:HB2	3:A:400:LYS:HE2	1.79	0.64
1:B:90:ILE:HA	1:B:148:SER:HA	1.77	0.64
2:C:7:LEU:HD22	2:C:73:GLU:OE1	1.98	0.64
2:C:51:THR:C	2:C:52:LEU:HD13	2.18	0.64
3:D:187:TRP:CB	3:D:199:LEU:HD23	2.26	0.64
3:D:242:LYS:HD2	3:D:245:LEU:CD1	2.27	0.64
3:D:263:LEU:HD11	4:E:266:PHE:CE2	2.33	0.64
3:D:291:VAL:O	3:D:295:VAL:HG13	1.98	0.64
4:E:191:LYS:HB2	4:E:209:ILE:HG21	1.79	0.64
4:E:276:SER:O	4:E:279:VAL:O	2.14	0.64
4:E:292:VAL:O	4:E:296:ILE:CG2	2.45	0.64
4:E:435:GLU:O	4:E:438:ASN:HB3	1.97	0.64
3:F:187:TRP:CZ2	3:F:189:TYR:HB3	2.31	0.64
1:G:181:THR:HG23	1:G:184:GLY:N	2.13	0.64
1:G:216:LYS:H	1:G:216:LYS:CE	1.96	0.64
1:G:245:ALA:O	1:G:248:LYS:HB3	1.97	0.64
2:H:33:ILE:HD11	2:H:88:TRP:CH2	2.31	0.64
2:H:455:ARG:HD2	2:H:455:ARG:H	1.61	0.64
2:H:472:ILE:CA	2:H:475:MET:HB3	2.26	0.64
3:I:141:ASN:HB3	3:I:206:ILE:CD1	2.27	0.64
3:I:242:LYS:HD2	3:I:245:LEU:CD1	2.27	0.64
3:I:287:SER:CA	3:I:290:ILE:HG12	2.27	0.64
4:J:1:ASN:HD22	4:J:69:SER:CB	2.11	0.64
4:J:270:GLN:C	4:J:273:PRO:HD2	2.18	0.64
4:J:299:ASN:HA	4:J:302:ILE:HB	1.79	0.64
3:K:274:ILE:HG13	3:K:274:ILE:O	1.97	0.64
1:L:279:ILE:HG22	1:L:280:ILE:CD1	2.25	0.64
1:L:409:LYS:HE2	2:M:423:ILE:HA	1.79	0.64

Continued on next page...

Continued from previous page...

Atom-1	Atom-2	Interatomic distance (Å)	Clash overlap (Å)
2:M:33:ILE:CG2	2:M:160:MET:SD	2.85	0.64
3:N:166:ASP:HB2	3:N:181:TYR:CG	2.31	0.64
3:N:382:ILE:O	3:N:385:HIS:HB3	1.96	0.64
4:O:19:LYS:HZ1	4:O:154:GLU:CB	2.06	0.64
4:O:83:LEU:N	4:O:83:LEU:HD22	2.12	0.64
4:O:279:VAL:HG12	4:O:280:PRO:HD2	1.80	0.64
3:P:259:VAL:O	3:P:263:LEU:HG	1.97	0.64
2:R:12:LEU:CB	2:R:16:LYS:HG2	2.27	0.64
3:S:79:ARG:HH12	4:T:154:GLU:CD	2.00	0.64
3:S:171:MET:HG2	3:S:174:GLY:N	2.12	0.64
3:S:215:VAL:O	3:S:219:ILE:HG23	1.97	0.64
4:T:173:ASP:CG	4:T:185:ILE:HD13	2.18	0.64
4:T:236:VAL:O	4:T:239:VAL:HG23	1.98	0.64
4:T:414:SER:N	4:T:416:VAL:CG1	2.60	0.64
3:U:279:LEU:HD13	3:U:282:MET:HB3	1.79	0.64
3:U:408:HIS:O	3:U:412:CYS:SG	2.55	0.64
1:V:245:ALA:O	1:V:248:LYS:N	2.29	0.64
1:V:409:LYS:HE2	2:W:423:ILE:HA	1.79	0.64
3:X:26:THR:HG22	3:X:27:HIS:H	1.61	0.64
3:X:141:ASN:HB3	3:X:206:ILE:CD1	2.27	0.64
4:Y:23:THR:CG2	4:Y:24:LEU:N	2.60	0.64
3:Z:20:ARG:O	3:Z:22:VAL:HG23	1.97	0.64
3:Z:158:ILE:O	3:Z:199:LEU:HB2	1.97	0.64
3:Z:377:GLU:HA	3:Z:380:LYS:HE2	1.78	0.64
1:0:32:ARG:HE	1:0:59:ALA:C	2.00	0.64
1:0:138:ASP:OD1	1:0:464:PRO:HB2	1.97	0.64
1:0:406:GLU:O	1:0:409:LYS:HB2	1.96	0.64
1:0:441:TYR:HA	1:0:444:ILE:HG22	1.79	0.64
2:1:51:THR:C	2:1:52:LEU:HD13	2.18	0.64
3:2:97:ASP:HB2	3:2:127:TYR:HB2	1.78	0.64
4:3:173:ASP:CG	4:3:185:ILE:HD13	2.18	0.64
3:A:151:TYR:HB2	3:A:156:VAL:CG1	2.27	0.64
1:B:45:GLU:HG3	1:B:134:TYR:HB3	1.79	0.64
1:B:181:THR:HG23	1:B:184:GLY:N	2.13	0.64
1:B:441:TYR:HA	1:B:444:ILE:HG22	1.79	0.64
3:D:130:ILE:HD13	3:D:131:ILE:N	2.13	0.64
3:D:166:ASP:HB2	3:D:181:TYR:CG	2.31	0.64
4:E:23:THR:CG2	4:E:24:LEU:N	2.60	0.64
4:E:89:VAL:HG23	4:E:99:PHE:CE1	2.32	0.64
3:F:32:THR:HG23	3:F:159:SER:O	1.97	0.64
1:G:220:TYR:CE2	2:H:279:PRO:CB	2.77	0.64

Continued on next page...

Continued from previous page...

Atom-1	Atom-2	Interatomic distance (Å)	Clash overlap (Å)
1:G:220:TYR:CZ	2:H:279:PRO:HB2	2.32	0.64
1:G:409:LYS:HE2	2:H:423:ILE:HA	1.79	0.64
2:H:123:PRO:HD3	3:I:149:TRP:CH2	2.33	0.64
2:H:429:ILE:HG13	2:H:430:VAL:N	2.12	0.64
3:I:17:LYS:HE3	3:I:83:ASP:C	2.18	0.64
3:I:181:TYR:HE1	3:I:203:TYR:HB3	1.62	0.64
4:J:83:LEU:HD22	4:J:83:LEU:N	2.12	0.64
4:J:453:ILE:O	4:J:457:LEU:HB2	1.97	0.64
3:K:34:GLY:CA	3:K:57:ARG:HG2	2.28	0.64
3:K:259:VAL:O	3:K:263:LEU:HG	1.97	0.64
3:K:383:ALA:O	3:K:387:LYS:HG2	1.97	0.64
1:L:272:GLU:HA	1:L:275:LEU:CD1	2.26	0.64
3:N:379:VAL:HG22	3:N:382:ILE:CD1	2.27	0.64
3:N:426:PHE:CG	3:N:427:ALA:N	2.65	0.64
4:O:110:TYR:HE1	4:O:111:ASN:ND2	1.94	0.64
4:O:173:ASP:CG	4:O:185:ILE:HD13	2.18	0.64
4:O:191:LYS:HB2	4:O:209:ILE:HG21	1.79	0.64
3:P:228:LEU:O	3:P:232:VAL:N	2.31	0.64
3:P:380:LYS:HB3	1:Q:408:ILE:CD1	2.27	0.64
1:Q:89:ASP:OD1	1:Q:148:SER:HB2	1.98	0.64
1:Q:119:HIS:N	1:Q:119:HIS:HD2	1.95	0.64
1:Q:156:VAL:HG22	1:Q:157:ILE:N	2.12	0.64
1:Q:191:LYS:CE	1:Q:209:PHE:HB3	2.28	0.64
1:Q:406:GLU:O	1:Q:409:LYS:HB2	1.96	0.64
1:Q:409:LYS:HE2	2:R:423:ILE:HA	1.79	0.64
2:R:66:ARG:HH11	2:R:66:ARG:CG	2.05	0.64
3:S:16:ASN:HD22	3:S:16:ASN:N	1.94	0.64
3:S:17:LYS:HE3	3:S:83:ASP:C	2.18	0.64
3:S:303:PRO:HB2	3:S:400:LYS:NZ	2.13	0.64
4:T:136:PHE:CZ	4:T:217:LYS:HD2	2.33	0.64
4:T:240:TYR:HD2	4:T:453:ILE:HD13	1.62	0.64
4:T:444:LYS:HE3	4:T:444:LYS:HA	1.80	0.64
3:U:31:ILE:HG13	3:U:60:TRP:HB3	1.80	0.64
3:U:228:LEU:O	3:U:232:VAL:N	2.30	0.64
1:V:24:THR:HG22	1:V:25:VAL:N	2.07	0.64
1:V:245:ALA:O	1:V:248:LYS:HB3	1.97	0.64
3:X:37:LEU:CD1	3:X:54:VAL:HG13	2.28	0.64
3:X:79:ARG:HH12	4:Y:154:GLU:CD	2.00	0.64
3:X:100:PHE:HA	3:X:124:PHE:HB3	1.78	0.64
4:Y:276:SER:O	4:Y:279:VAL:O	2.14	0.64
1:O:153:THR:HG23	1:O:156:VAL:O	1.98	0.64

Continued on next page...

Continued from previous page...

Atom-1	Atom-2	Interatomic distance (Å)	Clash overlap (Å)
3:2:166:ASP:HB2	3:2:181:TYR:CG	2.31	0.64
3:2:215:VAL:O	3:2:219:ILE:HG23	1.97	0.64
4:3:94:ASN:HB3	4:3:125:SER:CB	2.27	0.64
3:A:31:ILE:HG13	3:A:60:TRP:HB3	1.80	0.64
3:A:229:THR:HA	3:A:232:VAL:CB	2.24	0.64
3:A:292:THR:CB	3:A:296:ILE:HD11	2.27	0.64
1:B:272:GLU:HA	1:B:275:LEU:CD1	2.26	0.64
2:C:102:TYR:HD1	2:C:102:TYR:C	2.01	0.64
3:D:26:THR:HG22	3:D:27:HIS:H	1.61	0.64
3:D:379:VAL:HG22	3:D:382:ILE:CD1	2.27	0.64
3:D:395:ALA:O	3:D:398:GLU:HG2	1.96	0.64
3:F:90:LEU:HD12	3:F:100:PHE:HE2	1.61	0.64
3:F:259:VAL:O	3:F:263:LEU:HG	1.97	0.64
3:F:287:SER:HA	3:F:290:ILE:HG13	1.79	0.64
1:G:247:GLU:CA	1:G:249:MET:HG3	2.28	0.64
3:I:379:VAL:HG22	3:I:382:ILE:HD12	1.79	0.64
4:J:78:ARG:HD3	4:J:108:LEU:HD12	1.78	0.64
3:K:250:LEU:HD21	3:K:296:ILE:HD12	1.79	0.64
1:L:156:VAL:HG22	1:L:157:ILE:N	2.13	0.64
2:M:29:GLU:O	2:M:30:VAL:HG23	1.97	0.64
3:N:56:LEU:C	3:N:120:PRO:HD2	2.18	0.64
4:O:23:THR:CG2	4:O:24:LEU:N	2.60	0.64
1:Q:408:ILE:CG2	1:Q:409:LYS:N	2.60	0.64
2:R:180:ASP:N	2:R:195:LYS:CG	2.59	0.64
4:T:178:THR:CG2	4:T:180:ASN:H	2.10	0.64
4:T:474:VAL:CB	4:T:475:PRO:HD3	2.28	0.64
3:U:255:VAL:HG21	4:Y:264:PHE:CE1	2.33	0.64
3:U:303:PRO:HB2	3:U:400:LYS:HE2	1.79	0.64
1:V:38:THR:HG22	1:V:55:PHE:HE1	1.62	0.64
1:V:107:ASN:HD22	2:W:152:ASN:ND2	1.96	0.64
1:V:119:HIS:N	1:V:119:HIS:HD2	1.95	0.64
2:W:7:LEU:HD22	2:W:73:GLU:OE1	1.98	0.64
3:X:263:LEU:HD11	4:Y:266:PHE:CE2	2.33	0.64
3:X:303:PRO:HB2	3:X:400:LYS:NZ	2.13	0.64
3:X:379:VAL:HG22	3:X:382:ILE:HD12	1.79	0.64
3:Z:38:ILE:C	3:Z:39:GLN:HG3	2.18	0.64
3:Z:303:PRO:HB2	3:Z:400:LYS:HE2	1.79	0.64
1:0:156:VAL:HG22	1:0:157:ILE:N	2.13	0.64
2:1:123:PRO:HD3	3:2:149:TRP:CH2	2.33	0.64
3:2:94:ASN:C	3:2:94:ASN:ND2	2.46	0.64
3:2:181:TYR:HE1	3:2:203:TYR:HB3	1.62	0.64

Continued on next page...

Continued from previous page...

Atom-1	Atom-2	Interatomic distance (Å)	Clash overlap (Å)
3:2:291:VAL:O	3:2:295:VAL:HG13	1.98	0.64
3:2:379:VAL:HG22	3:2:382:ILE:CD1	2.27	0.64
3:2:426:PHE:CG	3:2:427:ALA:N	2.65	0.64
1:B:81:PRO:HD2	2:C:20:HIS:CE1	2.32	0.64
1:B:95:ASN:HB3	1:B:126:SER:CB	2.18	0.64
2:C:123:PRO:HD3	3:D:149:TRP:CH2	2.33	0.64
2:C:228:TYR:CD1	2:C:229:VAL:N	2.65	0.64
2:C:257:MET:O	2:C:261:ILE:HG12	1.98	0.64
2:C:429:ILE:HG13	2:C:430:VAL:N	2.12	0.64
3:D:141:ASN:HB3	3:D:206:ILE:CD1	2.27	0.64
4:E:261:GLN:NE2	4:E:296:ILE:HD11	2.13	0.64
4:E:474:VAL:CB	4:E:475:PRO:HD3	2.28	0.64
2:H:29:GLU:O	2:H:30:VAL:HG23	1.97	0.64
2:H:58:MET:HE3	2:H:122:PRO:HD2	1.80	0.64
3:K:129:GLU:OE2	3:K:140:GLN:HG2	1.98	0.64
3:K:158:ILE:O	3:K:199:LEU:HB2	1.97	0.64
3:K:170:PHE:HE1	3:K:176:TRP:NE1	1.96	0.64
3:K:408:HIS:O	3:K:412:CYS:SG	2.55	0.64
2:M:51:THR:C	2:M:52:LEU:HD13	2.18	0.64
2:M:102:TYR:HD1	2:M:102:TYR:C	2.01	0.64
2:M:282:ALA:O	2:M:285:VAL:N	2.28	0.64
3:N:263:LEU:HD11	4:O:266:PHE:CE2	2.33	0.64
4:O:246:ALA:CB	4:O:250:LYS:HG3	2.24	0.64
3:P:54:VAL:HG22	3:P:122:ALA:HB3	1.79	0.64
3:P:279:LEU:HD13	3:P:282:MET:HB3	1.79	0.64
1:Q:138:ASP:OD1	1:Q:464:PRO:HB2	1.97	0.64
4:T:1:ASN:HD22	4:T:69:SER:CB	2.11	0.64
3:U:34:GLY:CA	3:U:57:ARG:HG2	2.28	0.64
3:U:129:GLU:OE2	3:U:140:GLN:HG2	1.98	0.64
3:U:413:VAL:O	3:U:416:LEU:HB3	1.97	0.64
1:V:220:TYR:CZ	2:W:279:PRO:HB2	2.32	0.64
3:X:32:THR:HB	3:X:59:GLN:CB	2.24	0.64
3:X:250:LEU:CD1	3:X:296:ILE:HD13	2.17	0.64
3:X:287:SER:CA	3:X:290:ILE:HG12	2.27	0.64
4:Y:129:ILE:CG2	4:Y:133:TYR:CD2	2.78	0.64
3:Z:151:TYR:HB2	3:Z:156:VAL:CG1	2.27	0.64
3:Z:170:PHE:HE1	3:Z:176:TRP:NE1	1.95	0.64
2:1:58:MET:HE1	2:1:105:ALA:O	1.96	0.64
3:2:382:ILE:O	3:2:385:HIS:HB3	1.96	0.64
4:3:474:VAL:CB	4:3:475:PRO:HD3	2.27	0.64
3:A:158:ILE:O	3:A:199:LEU:HB2	1.97	0.64

Continued on next page...

Continued from previous page...

Atom-1	Atom-2	Interatomic distance (Å)	Clash overlap (Å)
3:A:170:PHE:HE1	3:A:176:TRP:NE1	1.95	0.64
1:B:89:ASP:OD1	1:B:148:SER:HB2	1.98	0.64
1:B:92:LEU:HD13	1:B:146:PHE:CE1	2.33	0.64
1:B:216:LYS:H	1:B:216:LYS:CE	1.96	0.64
1:B:258:ALA:CB	2:C:265:LEU:HD13	2.21	0.64
1:B:285:MET:O	1:B:288:MET:HB3	1.97	0.64
3:D:32:THR:HB	3:D:59:GLN:CB	2.24	0.64
3:D:167:LEU:CD2	3:D:178:MET:HB2	2.26	0.64
4:E:2:GLU:CA	4:E:5:ARG:HG3	2.28	0.64
4:E:83:LEU:N	4:E:83:LEU:HD22	2.12	0.64
4:E:136:PHE:CZ	4:E:217:LYS:HD2	2.33	0.64
4:E:173:ASP:CG	4:E:185:ILE:HD13	2.18	0.64
4:E:279:VAL:HG12	4:E:280:PRO:HD2	1.80	0.64
4:E:293:SER:O	4:E:297:VAL:HG23	1.97	0.64
3:F:419:ILE:CG2	3:F:420:ILE:N	2.61	0.64
1:G:107:ASN:HD22	2:H:152:ASN:ND2	1.96	0.64
1:G:191:LYS:CE	1:G:209:PHE:HB3	2.28	0.64
2:H:30:VAL:HG13	2:H:31:VAL:N	2.13	0.64
2:H:102:TYR:HD1	2:H:102:TYR:C	2.01	0.64
2:H:228:TYR:CD1	2:H:229:VAL:N	2.65	0.64
3:I:1:SER:H3	3:I:4:GLU:HB2	1.61	0.64
3:I:130:ILE:HD13	3:I:131:ILE:N	2.13	0.64
3:I:263:LEU:HD11	4:J:266:PHE:CE2	2.33	0.64
3:I:379:VAL:HA	3:I:382:ILE:CD1	2.28	0.64
3:I:426:PHE:CG	3:I:427:ALA:N	2.65	0.64
4:J:240:TYR:HD2	4:J:453:ILE:HD13	1.62	0.64
3:K:31:ILE:HG13	3:K:60:TRP:HB3	1.80	0.64
1:L:247:GLU:CA	1:L:249:MET:HG3	2.28	0.64
1:L:297:LEU:O	1:L:301:VAL:HG22	1.97	0.64
2:M:434:LYS:CD	2:M:435:GLU:CG	2.70	0.64
3:N:167:LEU:CD2	3:N:178:MET:HB2	2.26	0.64
4:O:293:SER:O	4:O:297:VAL:HG23	1.97	0.64
4:O:435:GLU:O	4:O:438:ASN:HB3	1.97	0.64
4:O:444:LYS:HE3	4:O:444:LYS:HA	1.80	0.64
3:P:118:TRP:HD1	3:P:120:PRO:HD3	1.56	0.64
3:P:252:SER:CB	1:Q:257:LEU:HD13	2.25	0.64
3:P:408:HIS:O	3:P:412:CYS:SG	2.55	0.64
1:Q:447:CYS:O	1:Q:451:THR:HG22	1.98	0.64
2:R:102:TYR:HD1	2:R:102:TYR:C	2.01	0.64
2:R:266:ALA:HB3	3:S:251:LEU:HD13	1.78	0.64
2:R:472:ILE:CA	2:R:475:MET:HB3	2.26	0.64

Continued on next page...

Continued from previous page...

Atom-1	Atom-2	Interatomic distance (Å)	Clash overlap (Å)
3:S:37:LEU:CD1	3:S:54:VAL:HG13	2.28	0.64
3:S:130:ILE:HD13	3:S:131:ILE:N	2.13	0.64
4:T:162:GLU:N	4:T:163:GLU:OE2	2.29	0.64
4:T:265:LEU:CD2	4:T:296:ILE:HD11	2.11	0.64
3:U:250:LEU:HD21	3:U:296:ILE:HD12	1.79	0.64
3:U:419:ILE:CG2	3:U:420:ILE:N	2.61	0.64
1:V:45:GLU:HG3	1:V:134:TYR:HB3	1.79	0.64
1:V:285:MET:O	1:V:288:MET:HB3	1.97	0.64
1:V:297:LEU:O	1:V:301:VAL:HG22	1.97	0.64
1:V:408:ILE:CG2	1:V:409:LYS:N	2.59	0.64
2:W:30:VAL:HG13	2:W:31:VAL:N	2.13	0.64
3:X:56:LEU:C	3:X:120:PRO:HD2	2.18	0.64
3:X:215:VAL:O	3:X:219:ILE:HG23	1.97	0.64
4:Y:162:GLU:N	4:Y:163:GLU:OE2	2.29	0.64
4:Y:453:ILE:O	4:Y:457:LEU:HB2	1.97	0.64
3:Z:54:VAL:HG22	3:Z:122:ALA:HB3	1.79	0.64
3:Z:419:ILE:C	3:Z:423:VAL:HG23	2.18	0.64
1:O:107:ASN:HD22	2:1:152:ASN:ND2	1.96	0.64
1:O:229:ILE:O	1:O:232:SER:HB2	1.98	0.64
1:O:245:ALA:O	1:O:248:LYS:HB3	1.97	0.64
1:O:256:LEU:HD12	1:O:302:LEU:HD22	1.80	0.64
1:O:258:ALA:CB	2:1:265:LEU:HD13	2.20	0.64
1:O:285:MET:O	1:O:288:MET:HB3	1.97	0.64
3:2:137:PHE:C	3:2:435:GLN:HG3	2.18	0.64
3:2:282:MET:O	3:2:286:ILE:HG13	1.98	0.64
4:3:2:GLU:CA	4:3:5:ARG:HG3	2.28	0.64
4:3:44:GLU:CD	4:3:129:ILE:CB	2.66	0.64
4:3:261:GLN:NE2	4:3:296:ILE:HD11	2.13	0.64
4:3:292:VAL:O	4:3:296:ILE:CG2	2.45	0.64
3:A:408:HIS:O	3:A:412:CYS:SG	2.55	0.64
1:B:181:THR:CG2	1:B:184:GLY:N	2.60	0.64
1:B:220:TYR:CZ	2:C:279:PRO:HB2	2.32	0.64
1:B:256:LEU:HD12	1:B:302:LEU:HD22	1.80	0.64
3:D:56:LEU:C	3:D:120:PRO:HD2	2.18	0.64
3:D:130:ILE:O	3:D:134:HIS:HB2	1.96	0.64
4:E:78:ARG:HD3	4:E:108:LEU:HD12	1.78	0.64
4:E:236:VAL:O	4:E:239:VAL:HG23	1.98	0.64
4:E:299:ASN:HA	4:E:302:ILE:HB	1.78	0.64
4:E:414:SER:N	4:E:416:VAL:CG1	2.60	0.64
1:G:45:GLU:HG3	1:G:134:TYR:HB3	1.79	0.64
2:H:67:LEU:HD21	2:H:112:VAL:CG1	2.25	0.64

Continued on next page...

Continued from previous page...

Atom-1	Atom-2	Interatomic distance (Å)	Clash overlap (Å)
3:I:15:TYR:CE2	3:I:84:ASP:HB3	2.32	0.64
3:I:137:PHE:C	3:I:435:GLN:HG3	2.18	0.64
3:I:171:MET:HG2	3:I:174:GLY:N	2.12	0.64
3:I:376:ILE:HG22	3:I:380:LYS:HZ3	1.63	0.64
3:I:408:HIS:HB3	3:I:412:CYS:SG	2.38	0.64
4:J:235:LEU:HD12	4:J:235:LEU:C	2.16	0.64
1:L:89:ASP:OD1	1:L:148:SER:HB2	1.98	0.64
2:M:228:TYR:CD1	2:M:229:VAL:N	2.65	0.64
3:N:97:ASP:HB2	3:N:127:TYR:HB2	1.78	0.64
4:O:178:THR:CG2	4:O:180:ASN:H	2.10	0.64
4:O:260:ALA:O	4:O:264:PHE:CD1	2.51	0.64
3:P:274:ILE:HG13	3:P:274:ILE:O	1.97	0.64
1:Q:107:ASN:HD22	2:R:152:ASN:ND2	1.96	0.64
2:R:257:MET:O	2:R:261:ILE:HG12	1.98	0.64
3:S:181:TYR:HE1	3:S:203:TYR:HB3	1.62	0.64
3:S:287:SER:CA	3:S:290:ILE:HG12	2.27	0.64
3:S:291:VAL:O	3:S:295:VAL:HG13	1.98	0.64
4:T:463:LEU:HD12	4:T:463:LEU:O	1.98	0.64
3:U:32:THR:HG23	3:U:159:SER:O	1.97	0.64
3:U:54:VAL:HG22	3:U:122:ALA:HB3	1.79	0.64
3:U:259:VAL:O	3:U:263:LEU:HG	1.97	0.64
1:V:153:THR:HG23	1:V:156:VAL:O	1.98	0.64
1:V:181:THR:HG23	1:V:184:GLY:N	2.13	0.64
1:V:233:ILE:O	1:V:237:LEU:HD22	1.97	0.64
1:V:247:GLU:CA	1:V:249:MET:HG3	2.28	0.64
1:V:272:GLU:HA	1:V:275:LEU:CD1	2.26	0.64
2:W:123:PRO:HD3	3:X:149:TRP:CH2	2.33	0.64
2:W:257:MET:O	2:W:261:ILE:HG12	1.97	0.64
3:X:17:LYS:HE3	3:X:83:ASP:C	2.18	0.64
3:Z:43:VAL:HG22	3:Z:50:VAL:CG1	2.28	0.64
2:1:7:LEU:HD22	2:1:73:GLU:OE1	1.98	0.64
2:1:429:ILE:HG13	2:1:430:VAL:N	2.12	0.64
3:2:263:LEU:HD11	4:3:266:PHE:CE2	2.33	0.64
3:2:287:SER:CA	3:2:290:ILE:HG12	2.27	0.64
3:2:298:THR:HG23	3:2:301:ARG:HD3	1.80	0.64
4:3:178:THR:CG2	4:3:180:ASN:H	2.10	0.64
3:A:155:LYS:HE3	4:E:76:LEU:HB3	1.80	0.64
3:A:228:LEU:O	3:A:232:VAL:N	2.30	0.64
3:A:249:VAL:CG2	1:B:257:LEU:HD21	2.28	0.64
1:B:408:ILE:CG2	1:B:409:LYS:N	2.59	0.64
3:F:249:VAL:CG2	1:G:257:LEU:HD21	2.28	0.64

Continued on next page...

Continued from previous page...

Atom-1	Atom-2	Interatomic distance (Å)	Clash overlap (Å)
3:F:380:LYS:HB3	1:G:408:ILE:CD1	2.27	0.64
2:H:7:LEU:HD22	2:H:73:GLU:OE1	1.98	0.64
2:H:12:LEU:CB	2:H:16:LYS:HG2	2.27	0.64
2:H:478:PHE:CD1	2:H:479:ASN:N	2.66	0.64
3:I:243:MET:H	3:I:243:MET:HE2	1.62	0.64
3:I:303:PRO:HB2	3:I:400:LYS:NZ	2.13	0.64
4:J:82:GLU:C	4:J:83:LEU:HD22	2.17	0.64
4:J:173:ASP:CG	4:J:185:ILE:HD13	2.18	0.64
4:J:191:LYS:HB2	4:J:209:ILE:HG21	1.79	0.64
3:K:255:VAL:HG21	4:O:264:PHE:CE1	2.33	0.64
3:K:282:MET:O	3:K:286:ILE:HG13	1.95	0.64
1:L:181:THR:CG2	1:L:184:GLY:N	2.60	0.64
1:L:245:ALA:O	1:L:248:LYS:N	2.29	0.64
2:M:123:PRO:HD3	3:N:149:TRP:CH2	2.33	0.64
3:N:76:LYS:HE3	3:N:112:TYR:CE2	2.32	0.64
3:N:79:ARG:HH12	4:O:154:GLU:CD	2.00	0.64
3:N:181:TYR:HE1	3:N:203:TYR:HB3	1.62	0.64
3:P:419:ILE:CG2	3:P:420:ILE:N	2.61	0.64
1:Q:153:THR:HG23	1:Q:156:VAL:O	1.98	0.64
2:R:29:GLU:O	2:R:30:VAL:HG23	1.97	0.64
2:W:478:PHE:CD1	2:W:479:ASN:N	2.66	0.64
3:X:282:MET:O	3:X:286:ILE:HG13	1.98	0.64
4:Y:94:ASN:HB3	4:Y:125:SER:CB	2.27	0.64
4:Y:191:LYS:HB2	4:Y:209:ILE:HG21	1.79	0.64
4:Y:279:VAL:HG12	4:Y:280:PRO:HD2	1.80	0.64
3:Z:142:CYS:CB	3:Z:205:PHE:HB2	2.28	0.64
3:Z:287:SER:HA	3:Z:290:ILE:HG13	1.79	0.64
3:Z:419:ILE:CG2	3:Z:420:ILE:N	2.61	0.64
3:2:76:LYS:HE3	3:2:112:TYR:CE2	2.32	0.64
3:2:379:VAL:HG22	3:2:382:ILE:HD12	1.79	0.64
4:3:162:GLU:N	4:3:163:GLU:OE2	2.29	0.64
4:3:435:GLU:HB3	4:3:439:TRP:CZ2	2.33	0.64
3:A:208:GLN:OE1	3:A:435:GLN:HG2	1.98	0.64
3:A:250:LEU:HD21	3:A:296:ILE:HD12	1.79	0.64
3:A:413:VAL:O	3:A:416:LEU:HB3	1.98	0.64
1:B:85:VAL:O	1:B:87:GLN:HG3	1.97	0.64
2:C:19:LYS:HZ2	2:C:88:TRP:HD1	1.44	0.64
2:C:30:VAL:HG13	2:C:31:VAL:N	2.13	0.64
3:D:38:ILE:O	3:D:38:ILE:HG22	1.97	0.64
3:D:167:LEU:HD11	3:D:178:MET:HB2	1.76	0.64
3:F:208:GLN:OE1	3:F:435:GLN:HG2	1.98	0.64

Continued on next page...

Continued from previous page...

Atom-1	Atom-2	Interatomic distance (Å)	Clash overlap (Å)
1:G:70:ALA:O	1:G:74:GLY:HA3	1.97	0.64
1:G:141:ASN:HD21	1:G:212:ILE:CG1	2.01	0.64
2:H:42:LEU:CD1	2:H:190:TRP:HZ2	2.12	0.64
4:J:237:VAL:HG13	4:J:453:ILE:CD1	2.28	0.64
3:K:43:VAL:HG22	3:K:50:VAL:CG1	2.28	0.64
3:K:145:LYS:NZ	3:K:202:THR:HG23	2.13	0.64
1:L:107:ASN:HD22	2:M:152:ASN:ND2	1.96	0.64
1:L:192:PRO:HD2	1:L:210:TYR:HB2	1.80	0.64
1:L:256:LEU:HD12	1:L:302:LEU:HD22	1.80	0.64
3:N:291:VAL:O	3:N:295:VAL:HG13	1.98	0.64
4:O:82:GLU:C	4:O:83:LEU:HD22	2.17	0.64
4:O:236:VAL:O	4:O:239:VAL:HG23	1.98	0.64
4:O:270:GLN:C	4:O:273:PRO:HD2	2.18	0.64
3:P:90:LEU:HD12	3:P:100:PHE:HE2	1.61	0.64
3:P:158:ILE:O	3:P:199:LEU:HB2	1.97	0.64
3:P:201:ILE:CG2	3:P:203:TYR:HE1	2.11	0.64
1:Q:85:VAL:O	1:Q:87:GLN:HG3	1.98	0.64
1:Q:192:PRO:HD2	1:Q:210:TYR:O	1.98	0.64
1:Q:438:LEU:HD23	1:Q:441:TYR:CB	2.27	0.64
3:S:56:LEU:O	3:S:120:PRO:CD	2.44	0.64
3:S:141:ASN:HB3	3:S:206:ILE:CD1	2.27	0.64
3:S:195:ASP:O	3:S:197:PRO:HD3	1.97	0.64
3:S:379:VAL:HA	3:S:382:ILE:CD1	2.28	0.64
3:S:426:PHE:CG	3:S:427:ALA:N	2.65	0.64
4:T:172:ILE:HD12	4:T:188:ARG:HB3	1.79	0.64
4:T:273:PRO:HG2	4:T:274:GLU:N	2.13	0.64
3:U:79:ARG:HH11	3:U:107:LYS:HZ1	1.46	0.64
3:U:128:CYS:HB3	3:U:144:MET:HE1	1.80	0.64
3:U:249:VAL:CG2	1:V:257:LEU:HD21	2.28	0.64
1:V:85:VAL:O	1:V:87:GLN:HG3	1.98	0.64
1:V:156:VAL:HG22	1:V:157:ILE:N	2.13	0.64
1:V:192:PRO:HD2	1:V:210:TYR:O	1.99	0.64
3:X:16:ASN:HD22	3:X:16:ASN:N	1.94	0.64
3:X:65:LEU:CD2	3:X:110:LEU:HD22	2.23	0.64
3:X:167:LEU:CD2	3:X:178:MET:HB2	2.26	0.64
3:X:379:VAL:HG22	3:X:382:ILE:CD1	2.27	0.64
4:Y:35:THR:HB	4:Y:54:TRP:CE3	2.29	0.64
4:Y:108:LEU:O	4:Y:115:MET:HA	1.98	0.64
4:Y:240:TYR:HD2	4:Y:453:ILE:CD1	2.11	0.64
4:Y:260:ALA:O	4:Y:264:PHE:CD1	2.51	0.64
4:Y:299:ASN:HA	4:Y:302:ILE:HB	1.79	0.64

Continued on next page...

Continued from previous page...

Atom-1	Atom-2	Interatomic distance (Å)	Clash overlap (Å)
4:Y:444:LYS:HA	4:Y:444:LYS:HE3	1.80	0.64
1:0:38:THR:HG22	1:0:55:PHE:HE1	1.62	0.63
1:0:92:LEU:HD13	1:0:146:PHE:CE1	2.33	0.63
1:0:92:LEU:CG	1:0:96:ASN:HB2	2.25	0.63
1:0:212:ILE:HG22	1:0:212:ILE:O	1.98	0.63
1:0:218:LEU:CD1	1:0:221:ILE:HD11	2.28	0.63
2:1:81:ARG:NH1	2:1:111:LEU:HB2	2.13	0.63
2:1:159:SER:HA	2:1:213:GLN:HG2	1.80	0.63
3:2:137:PHE:CB	3:2:435:GLN:CG	2.71	0.63
3:2:167:LEU:HA	3:2:170:PHE:HB3	1.80	0.63
3:2:171:MET:HG2	3:2:174:GLY:N	2.12	0.63
1:B:107:ASN:HD22	2:C:152:ASN:ND2	1.96	0.63
3:D:17:LYS:HE3	3:D:83:ASP:C	2.18	0.63
3:D:282:MET:O	3:D:286:ILE:HG13	1.98	0.63
3:D:408:HIS:HB3	3:D:412:CYS:SG	2.38	0.63
4:E:113:GLY:O	4:E:115:MET:SD	2.55	0.63
4:E:237:VAL:HG13	4:E:453:ILE:CD1	2.28	0.63
3:F:274:ILE:HG13	3:F:274:ILE:O	1.97	0.63
1:G:447:CYS:O	1:G:451:THR:HG22	1.98	0.63
3:I:250:LEU:CD1	3:I:296:ILE:HD13	2.17	0.63
3:I:264:ILE:CB	3:I:265:PRO:HD3	2.29	0.63
4:J:273:PRO:HG2	4:J:274:GLU:N	2.13	0.63
3:K:54:VAL:HG22	3:K:122:ALA:HB3	1.79	0.63
3:K:151:TYR:HB2	3:K:156:VAL:CG1	2.27	0.63
3:K:187:TRP:CZ2	3:K:189:TYR:HB3	2.31	0.63
3:K:287:SER:HA	3:K:290:ILE:HG13	1.79	0.63
3:K:409:ILE:HA	3:K:412:CYS:HB2	1.80	0.63
1:L:93:MET:HB2	1:L:145:VAL:CG2	2.28	0.63
1:L:138:ASP:OD1	1:L:464:PRO:HB2	1.97	0.63
2:M:30:VAL:HG13	2:M:31:VAL:N	2.13	0.63
2:M:42:LEU:CD1	2:M:190:TRP:HZ2	2.12	0.63
3:N:379:VAL:HA	3:N:382:ILE:CD1	2.28	0.63
4:O:136:PHE:CZ	4:O:217:LYS:HD2	2.33	0.63
4:O:178:THR:HG22	4:O:180:ASN:N	2.12	0.63
4:O:188:ARG:CD	4:O:211:PHE:O	2.43	0.63
4:O:237:VAL:HG13	4:O:453:ILE:CD1	2.28	0.63
4:O:240:TYR:HD2	4:O:453:ILE:CD1	2.11	0.63
4:O:242:LEU:HD12	4:O:246:ALA:HB2	1.77	0.63
4:O:299:ASN:HA	4:O:302:ILE:HB	1.79	0.63
4:O:435:GLU:HB3	4:O:439:TRP:CZ2	2.33	0.63
3:P:20:ARG:O	3:P:22:VAL:HG23	1.97	0.63

Continued on next page...

Continued from previous page...

Atom-1	Atom-2	Interatomic distance (Å)	Clash overlap (Å)
3:P:34:GLY:HA3	3:P:57:ARG:HG2	1.81	0.63
3:P:145:LYS:NZ	3:P:202:THR:HG23	2.13	0.63
3:P:228:LEU:HD13	3:P:249:VAL:HG21	1.78	0.63
1:Q:245:ALA:O	1:Q:248:LYS:HB3	1.97	0.63
4:T:191:LYS:HB2	4:T:209:ILE:HG21	1.79	0.63
3:U:135:PHE:CD1	3:U:135:PHE:O	2.52	0.63
3:U:155:LYS:HE3	4:Y:76:LEU:HB3	1.80	0.63
3:U:208:GLN:OE1	3:U:435:GLN:HG2	1.98	0.63
1:V:181:THR:CG2	1:V:184:GLY:N	2.60	0.63
1:V:191:LYS:CE	1:V:209:PHE:HB3	2.28	0.63
1:V:212:ILE:HG22	1:V:212:ILE:O	1.98	0.63
3:X:1:SER:H3	3:X:4:GLU:HB2	1.61	0.63
3:X:76:LYS:HE3	3:X:112:TYR:CE2	2.32	0.63
3:X:181:TYR:HE1	3:X:203:TYR:HB3	1.62	0.63
3:X:249:VAL:HG13	4:Y:259:LEU:CD2	2.25	0.63
4:Y:1:ASN:HD22	4:Y:69:SER:CB	2.11	0.63
4:Y:2:GLU:CA	4:Y:5:ARG:HG3	2.28	0.63
4:Y:236:VAL:O	4:Y:239:VAL:HG23	1.98	0.63
4:Y:273:PRO:HG2	4:Y:274:GLU:N	2.13	0.63
3:Z:17:LYS:HZ1	3:Z:83:ASP:HB3	1.61	0.63
3:Z:176:TRP:HB3	3:Z:209:ARG:HD2	1.80	0.63
1:0:212:ILE:HD13	1:0:469:ALA:CA	2.25	0.63
1:0:220:TYR:CZ	2:1:279:PRO:HB2	2.32	0.63
2:1:30:VAL:HG13	2:1:31:VAL:N	2.13	0.63
2:1:106:TYR:C	2:1:107:PHE:HD1	2.01	0.63
3:2:379:VAL:HA	3:2:382:ILE:CD1	2.28	0.63
4:3:1:ASN:ND2	4:3:68:THR:HB	2.12	0.63
4:3:23:THR:CG2	4:3:24:LEU:N	2.60	0.63
4:3:78:ARG:HD3	4:3:108:LEU:HD12	1.78	0.63
4:3:414:SER:N	4:3:416:VAL:CG1	2.60	0.63
3:A:43:VAL:HG22	3:A:50:VAL:CG1	2.28	0.63
3:A:107:LYS:HZ1	1:B:151:TYR:HA	1.63	0.63
3:A:419:ILE:C	3:A:423:VAL:HG23	2.18	0.63
1:B:38:THR:HG22	1:B:55:PHE:HE1	1.62	0.63
1:B:138:ASP:OD1	1:B:464:PRO:HB2	1.97	0.63
1:B:192:PRO:HD2	1:B:210:TYR:O	1.99	0.63
1:B:247:GLU:CA	1:B:249:MET:HG3	2.28	0.63
3:D:76:LYS:HE3	3:D:112:TYR:CE2	2.32	0.63
4:E:82:GLU:C	4:E:83:LEU:HD22	2.17	0.63
4:E:260:ALA:O	4:E:264:PHE:CD1	2.51	0.63
3:F:20:ARG:O	3:F:22:VAL:HG23	1.97	0.63

Continued on next page...

Continued from previous page...

Atom-1	Atom-2	Interatomic distance (Å)	Clash overlap (Å)
3:F:201:ILE:CG2	3:F:203:TYR:HE1	2.11	0.63
3:F:228:LEU:HD13	3:F:249:VAL:HG21	1.78	0.63
3:F:413:VAL:O	3:F:416:LEU:HB3	1.97	0.63
1:G:131:LYS:HZ3	1:G:132:VAL:HB	1.62	0.63
3:I:56:LEU:C	3:I:120:PRO:HD2	2.18	0.63
4:J:44:GLU:CD	4:J:129:ILE:CB	2.66	0.63
4:J:260:ALA:O	4:J:264:PHE:CD1	2.51	0.63
4:J:435:GLU:O	4:J:438:ASN:HB3	1.97	0.63
3:K:20:ARG:CG	3:K:20:ARG:NH1	2.37	0.63
3:K:208:GLN:OE1	3:K:435:GLN:HG2	1.98	0.63
1:L:144:MET:HE1	1:L:211:LEU:HD21	1.80	0.63
1:L:216:LYS:H	1:L:216:LYS:CE	1.96	0.63
1:L:218:LEU:CD1	1:L:221:ILE:HD11	2.28	0.63
3:N:1:SER:O	3:N:3:HIS:N	2.32	0.63
3:N:135:PHE:CD1	3:N:135:PHE:C	2.71	0.63
4:O:94:ASN:O	4:O:125:SER:HA	1.98	0.63
4:O:474:VAL:CB	4:O:475:PRO:HD3	2.28	0.63
3:P:34:GLY:HA3	3:P:57:ARG:CD	2.28	0.63
3:P:34:GLY:CA	3:P:57:ARG:HG2	2.28	0.63
3:P:79:ARG:HH11	3:P:107:LYS:HZ2	1.43	0.63
3:P:255:VAL:HG21	4:T:264:PHE:CE1	2.33	0.63
3:P:287:SER:HA	3:P:290:ILE:HG13	1.79	0.63
1:Q:93:MET:HB2	1:Q:145:VAL:CG2	2.29	0.63
1:Q:181:THR:HG23	1:Q:184:GLY:N	2.12	0.63
1:Q:212:ILE:O	1:Q:212:ILE:HG22	1.98	0.63
1:Q:297:LEU:O	1:Q:301:VAL:HG22	1.97	0.63
2:R:7:LEU:HD22	2:R:73:GLU:OE1	1.98	0.63
2:R:106:TYR:C	2:R:107:PHE:HD1	2.01	0.63
2:R:228:TYR:CD1	2:R:229:VAL:N	2.65	0.63
4:T:2:GLU:CA	4:T:5:ARG:HG3	2.28	0.63
4:T:62:TYR:HD1	4:T:62:TYR:O	1.82	0.63
4:T:240:TYR:HD2	4:T:453:ILE:CD1	2.11	0.63
4:T:270:GLN:C	4:T:273:PRO:HD2	2.18	0.63
4:T:279:VAL:HG12	4:T:280:PRO:HD2	1.80	0.63
3:U:158:ILE:O	3:U:199:LEU:HB2	1.97	0.63
1:V:93:MET:HB2	1:V:145:VAL:CG2	2.29	0.63
3:X:226:SER:O	3:X:230:VAL:HB	1.99	0.63
4:Y:62:TYR:HD1	4:Y:62:TYR:O	1.81	0.63
4:Y:270:GLN:C	4:Y:273:PRO:HD2	2.18	0.63
3:Z:228:LEU:O	3:Z:232:VAL:N	2.30	0.63
1:0:192:PRO:HD2	1:0:210:TYR:O	1.99	0.63

Continued on next page...

Continued from previous page...

Atom-1	Atom-2	Interatomic distance (Å)	Clash overlap (Å)
1:0:287:ILE:HA	1:0:290:LEU:CD1	2.29	0.63
3:2:17:LYS:HE3	3:2:83:ASP:C	2.18	0.63
3:2:242:LYS:HD2	3:2:245:LEU:CD1	2.27	0.63
4:3:1:ASN:ND2	4:3:69:SER:HB3	2.11	0.63
4:3:103:TYR:C	4:3:104:TYR:HD1	2.02	0.63
4:3:108:LEU:O	4:3:115:MET:HA	1.98	0.63
3:A:34:GLY:CA	3:A:57:ARG:HG2	2.28	0.63
3:A:377:GLU:HG2	1:B:404:ALA:HB1	1.81	0.63
3:A:389:ASP:O	3:A:392:SER:HB3	1.99	0.63
3:D:167:LEU:HA	3:D:170:PHE:HB3	1.80	0.63
4:E:172:ILE:HD12	4:E:188:ARG:HB3	1.79	0.63
3:F:135:PHE:CD1	3:F:135:PHE:O	2.52	0.63
3:F:282:MET:O	3:F:285:VAL:HG12	1.99	0.63
3:F:419:ILE:C	3:F:423:VAL:HG23	2.18	0.63
1:G:89:ASP:OD1	1:G:148:SER:HB2	1.98	0.63
1:G:93:MET:HB2	1:G:145:VAL:CG2	2.29	0.63
1:G:138:ASP:OD1	1:G:464:PRO:HB2	1.97	0.63
3:I:135:PHE:CD1	3:I:135:PHE:C	2.72	0.63
3:I:282:MET:O	3:I:286:ILE:HG13	1.98	0.63
3:I:412:CYS:HA	3:I:415:MET:HE1	1.81	0.63
4:J:463:LEU:HD12	4:J:463:LEU:O	1.98	0.63
3:K:135:PHE:CD1	3:K:135:PHE:O	2.52	0.63
3:K:249:VAL:CG2	1:L:257:LEU:HD21	2.28	0.63
3:K:389:ASP:O	3:K:392:SER:HB3	1.99	0.63
3:K:419:ILE:C	3:K:423:VAL:HG23	2.18	0.63
1:L:229:ILE:O	1:L:232:SER:HB2	1.98	0.63
3:N:242:LYS:HD2	3:N:245:LEU:CD1	2.27	0.63
3:N:379:VAL:HG22	3:N:382:ILE:HD12	1.79	0.63
4:O:44:GLU:CD	4:O:129:ILE:CB	2.66	0.63
3:P:43:VAL:HG22	3:P:50:VAL:CG1	2.28	0.63
3:S:35:LEU:HD12	3:S:54:VAL:HG11	1.74	0.63
3:S:226:SER:O	3:S:230:VAL:HB	1.99	0.63
3:S:379:VAL:HG22	3:S:382:ILE:HD12	1.79	0.63
4:T:78:ARG:HD3	4:T:108:LEU:HD12	1.78	0.63
4:T:261:GLN:NE2	4:T:296:ILE:HD11	2.13	0.63
4:T:435:GLU:HB3	4:T:439:TRP:CZ2	2.33	0.63
4:T:472:ASN:O	4:T:476:GLU:CG	2.46	0.63
3:U:38:ILE:C	3:U:39:GLN:HG3	2.18	0.63
3:U:145:LYS:NZ	3:U:202:THR:HG23	2.13	0.63
1:V:92:LEU:HD13	1:V:146:PHE:CE1	2.33	0.63
1:V:297:LEU:O	1:V:297:LEU:HD23	1.99	0.63

Continued on next page...

Continued from previous page...

Atom-1	Atom-2	Interatomic distance (Å)	Clash overlap (Å)
4:Y:136:PHE:CZ	4:Y:217:LYS:HD2	2.33	0.63
4:Y:172:ILE:HD12	4:Y:188:ARG:HB3	1.79	0.63
4:Y:435:GLU:HB3	4:Y:439:TRP:CZ2	2.33	0.63
4:Y:463:LEU:HD12	4:Y:463:LEU:O	1.98	0.63
3:Z:90:LEU:HD12	3:Z:100:PHE:HE2	1.61	0.63
3:Z:279:LEU:HD13	3:Z:282:MET:HB3	1.79	0.63
3:Z:409:ILE:HA	3:Z:412:CYS:HB2	1.80	0.63
1:O:93:MET:HB2	1:O:145:VAL:CG2	2.28	0.63
2:1:312:PHE:HZ	2:1:456:LEU:CD2	2.08	0.63
3:2:1:SER:O	3:2:3:HIS:N	2.32	0.63
4:3:1:ASN:HD22	4:3:69:SER:CB	2.11	0.63
4:3:62:TYR:HD1	4:3:62:TYR:O	1.81	0.63
4:3:444:LYS:HA	4:3:444:LYS:HE3	1.80	0.63
3:A:201:ILE:CG2	3:A:203:TYR:HE1	2.11	0.63
3:A:274:ILE:HG13	3:A:274:ILE:O	1.97	0.63
3:A:431:ILE:HG22	3:A:431:ILE:O	1.98	0.63
1:B:93:MET:HB2	1:B:145:VAL:CG2	2.28	0.63
1:B:253:ILE:HD13	1:B:302:LEU:HD21	1.81	0.63
2:C:42:LEU:CD1	2:C:190:TRP:HZ2	2.11	0.63
2:C:81:ARG:NH1	2:C:111:LEU:HB2	2.13	0.63
3:D:137:PHE:C	3:D:435:GLN:HG3	2.18	0.63
3:D:250:LEU:CD1	3:D:296:ILE:HD13	2.17	0.63
4:E:435:GLU:HB3	4:E:439:TRP:CZ2	2.33	0.63
3:F:31:ILE:HG13	3:F:60:TRP:HB3	1.80	0.63
3:F:34:GLY:HA3	3:F:57:ARG:HG2	1.81	0.63
3:F:54:VAL:HG22	3:F:122:ALA:HB3	1.79	0.63
3:F:413:VAL:O	3:F:417:ILE:N	2.31	0.63
2:H:77:ILE:CD1	2:H:80:LEU:HB2	2.29	0.63
3:I:215:VAL:O	3:I:219:ILE:HG23	1.97	0.63
4:J:136:PHE:CZ	4:J:217:LYS:HD2	2.33	0.63
3:K:279:LEU:HD13	3:K:282:MET:HB3	1.79	0.63
1:L:189:GLU:CG	1:L:468:PHE:HB3	2.18	0.63
1:L:212:ILE:O	1:L:212:ILE:HG22	1.98	0.63
1:L:246:GLY:C	1:L:248:LYS:H	2.02	0.63
1:L:287:ILE:HA	1:L:290:LEU:HB2	1.81	0.63
1:L:439:PHE:CA	1:L:442:ILE:HB	2.29	0.63
2:M:155:ALA:HB2	2:M:211:ASN:CA	2.28	0.63
3:P:170:PHE:HE1	3:P:176:TRP:NE1	1.95	0.63
3:P:176:TRP:HB3	3:P:209:ARG:HD2	1.80	0.63
3:P:255:VAL:HG23	4:T:264:PHE:CE1	2.34	0.63
3:P:377:GLU:HG2	1:Q:404:ALA:HB1	1.81	0.63

Continued on next page...

Continued from previous page...

Atom-1	Atom-2	Interatomic distance (Å)	Clash overlap (Å)
2:R:30:VAL:HG13	2:R:31:VAL:N	2.13	0.63
2:R:42:LEU:CD1	2:R:190:TRP:HZ2	2.11	0.63
4:T:149:THR:CG2	4:T:150:TYR:N	2.61	0.63
3:U:20:ARG:O	3:U:22:VAL:HG23	1.97	0.63
3:U:201:ILE:CG2	3:U:203:TYR:HE1	2.11	0.63
1:V:138:ASP:OD1	1:V:464:PRO:HB2	1.97	0.63
1:V:447:CYS:O	1:V:451:THR:HG22	1.98	0.63
2:W:81:ARG:NH1	2:W:111:LEU:HB2	2.13	0.63
3:X:408:HIS:HB3	3:X:412:CYS:SG	2.38	0.63
4:Y:89:VAL:HG23	4:Y:99:PHE:CE1	2.32	0.63
4:Y:136:PHE:CD1	4:Y:285:TYR:OH	2.48	0.63
3:Z:34:GLY:CA	3:Z:57:ARG:HG2	2.28	0.63
3:Z:186:HIS:ND1	3:Z:187:TRP:N	2.47	0.63
3:Z:250:LEU:HD21	3:Z:296:ILE:HD12	1.79	0.63
1:O:447:CYS:O	1:O:451:THR:HG22	1.98	0.63
2:1:478:PHE:CD1	2:1:479:ASN:N	2.66	0.63
3:2:264:ILE:CB	3:2:265:PRO:HD3	2.29	0.63
4:3:191:LYS:HB2	4:3:209:ILE:HG21	1.79	0.63
4:3:247:GLY:N	4:3:250:LYS:NZ	2.45	0.63
3:A:135:PHE:CD1	3:A:135:PHE:O	2.52	0.63
1:B:229:ILE:O	1:B:232:SER:HB2	1.98	0.63
1:B:287:ILE:HA	1:B:290:LEU:HB2	1.81	0.63
1:B:297:LEU:O	1:B:297:LEU:HD23	1.99	0.63
2:C:77:ILE:CD1	2:C:80:LEU:HB2	2.29	0.63
3:D:37:LEU:CD1	3:D:54:VAL:HG13	2.28	0.63
3:D:195:ASP:O	3:D:197:PRO:HD3	1.97	0.63
3:D:303:PRO:CB	3:D:400:LYS:HZ2	2.10	0.63
3:F:128:CYS:HB3	3:F:144:MET:HE1	1.80	0.63
3:F:228:LEU:O	3:F:232:VAL:N	2.30	0.63
3:F:255:VAL:HG21	4:J:264:PHE:CE1	2.33	0.63
1:G:156:VAL:HG22	1:G:157:ILE:N	2.12	0.63
2:H:45:LEU:CD1	2:H:190:TRP:CE3	2.77	0.63
2:H:51:THR:C	2:H:52:LEU:HD13	2.18	0.63
2:H:144:CYS:N	2:H:219:LEU:O	2.30	0.63
2:H:266:ALA:HB3	3:I:251:LEU:HD13	1.78	0.63
2:H:318:SER:CB	2:H:447:ASN:HD22	2.04	0.63
3:I:240:GLY:C	3:I:242:LYS:H	2.02	0.63
4:J:235:LEU:O	4:J:238:LEU:HB2	1.99	0.63
3:K:133:THR:O	3:K:136:PRO:HG2	1.99	0.63
3:K:419:ILE:CG2	3:K:420:ILE:N	2.61	0.63
1:L:38:THR:HG22	1:L:55:PHE:HE1	1.62	0.63

Continued on next page...

Continued from previous page...

Atom-1	Atom-2	Interatomic distance (Å)	Clash overlap (Å)
1:L:92:LEU:HD13	1:L:146:PHE:CE1	2.33	0.63
1:L:119:HIS:N	1:L:119:HIS:HD2	1.95	0.63
2:M:312:PHE:HZ	2:M:456:LEU:CD2	2.08	0.63
3:N:17:LYS:HE3	3:N:83:ASP:C	2.18	0.63
3:N:137:PHE:C	3:N:435:GLN:HG3	2.18	0.63
3:N:226:SER:O	3:N:230:VAL:HB	1.99	0.63
3:N:282:MET:O	3:N:286:ILE:HG13	1.98	0.63
3:N:298:THR:HG23	3:N:301:ARG:HD3	1.80	0.63
3:N:395:ALA:O	3:N:398:GLU:HG2	1.96	0.63
4:O:136:PHE:CD1	4:O:285:TYR:OH	2.48	0.63
4:O:261:GLN:NE2	4:O:296:ILE:HD11	2.13	0.63
3:P:195:ASP:O	3:P:197:PRO:HD3	1.97	0.63
3:P:249:VAL:CG2	1:Q:257:LEU:HD21	2.28	0.63
1:Q:192:PRO:HD2	1:Q:210:TYR:HB2	1.81	0.63
1:Q:462:VAL:HB	1:Q:463:PRO:HD3	1.81	0.63
2:R:123:PRO:HD3	3:S:149:TRP:CH2	2.33	0.63
3:S:187:TRP:CB	3:S:199:LEU:HD23	2.26	0.63
4:T:94:ASN:O	4:T:125:SER:HA	1.98	0.63
4:T:298:THR:O	4:T:302:ILE:HG13	1.99	0.63
3:U:43:VAL:HG22	3:U:50:VAL:CG1	2.28	0.63
3:U:146:LEU:HD12	3:U:146:LEU:N	2.14	0.63
3:U:170:PHE:HE1	3:U:176:TRP:NE1	1.95	0.63
3:U:227:PHE:HA	3:U:230:VAL:CB	2.28	0.63
1:V:20:ARG:H	1:V:20:ARG:CD	2.03	0.63
1:V:89:ASP:OD1	1:V:148:SER:HB2	1.98	0.63
1:V:147:LYS:NZ	1:V:205:GLU:OE2	2.29	0.63
1:V:229:ILE:O	1:V:232:SER:HB2	1.98	0.63
1:V:258:ALA:CB	2:W:265:LEU:HD13	2.20	0.63
2:W:52:LEU:CD2	2:W:130:CYS:HB2	2.25	0.63
2:W:230:ILE:HG13	2:W:231:ASN:H	1.63	0.63
3:X:130:ILE:HD13	3:X:131:ILE:N	2.13	0.63
4:Y:470:HIS:CE1	4:Y:474:VAL:CG2	2.75	0.63
4:Y:474:VAL:CB	4:Y:475:PRO:HD3	2.27	0.63
3:Z:431:ILE:HG22	3:Z:431:ILE:O	1.98	0.63
2:1:7:LEU:O	2:1:10:ASP:HB2	1.99	0.63
2:1:228:TYR:CD1	2:1:229:VAL:N	2.65	0.63
2:1:257:MET:O	2:1:261:ILE:HG12	1.98	0.63
4:3:76:LEU:HB3	3:Z:155:LYS:HE3	1.80	0.63
4:3:143:LEU:HD12	4:3:143:LEU:H	1.63	0.63
4:3:235:LEU:O	4:3:238:LEU:HB2	1.99	0.63
4:3:264:PHE:CE1	3:Z:255:VAL:HG21	2.33	0.63

Continued on next page...

Continued from previous page...

Atom-1	Atom-2	Interatomic distance (Å)	Clash overlap (Å)
4:3:463:LEU:HD12	4:3:463:LEU:O	1.98	0.63
3:A:57:ARG:HA	3:A:119:THR:CG2	2.12	0.63
1:B:153:THR:HG23	1:B:156:VAL:O	1.98	0.63
2:C:478:PHE:CD1	2:C:479:ASN:N	2.66	0.63
3:D:144:MET:HE3	3:D:205:PHE:CE1	2.34	0.63
4:E:463:LEU:HD12	4:E:463:LEU:O	1.98	0.63
3:F:34:GLY:CA	3:F:57:ARG:HG2	2.28	0.63
3:F:43:VAL:HG22	3:F:50:VAL:CG1	2.28	0.63
3:F:67:TRP:CD1	3:F:71:ASP:HB3	2.34	0.63
1:G:85:VAL:O	1:G:87:GLN:HG3	1.97	0.63
1:G:92:LEU:HD13	1:G:146:PHE:CE1	2.33	0.63
1:G:229:ILE:O	1:G:232:SER:HB2	1.98	0.63
1:G:439:PHE:CA	1:G:442:ILE:HB	2.29	0.63
4:J:1:ASN:ND2	4:J:69:SER:H	1.96	0.63
4:J:276:SER:O	4:J:279:VAL:O	2.14	0.63
4:J:435:GLU:HB3	4:J:439:TRP:CZ2	2.33	0.63
3:K:34:GLY:HA3	3:K:57:ARG:CD	2.28	0.63
3:K:282:MET:O	3:K:285:VAL:HG12	1.99	0.63
3:K:377:GLU:HG2	1:L:404:ALA:HB1	1.81	0.63
2:M:141:TRP:CG	2:M:222:ARG:HA	2.34	0.63
2:M:269:VAL:HA	2:M:272:LEU:CD1	2.29	0.63
3:N:167:LEU:HA	3:N:170:PHE:HB3	1.80	0.63
3:N:240:GLY:C	3:N:242:LYS:H	2.02	0.63
3:N:408:HIS:HB3	3:N:412:CYS:SG	2.38	0.63
3:P:38:ILE:C	3:P:39:GLN:HG3	2.18	0.63
3:P:409:ILE:HA	3:P:412:CYS:HB2	1.80	0.63
1:Q:92:LEU:HD13	1:Q:146:PHE:CE1	2.33	0.63
1:Q:439:PHE:CA	1:Q:442:ILE:HB	2.29	0.63
2:R:478:PHE:CD1	2:R:479:ASN:N	2.66	0.63
3:S:263:LEU:HD11	4:T:266:PHE:CE2	2.33	0.63
3:S:408:HIS:HB3	3:S:412:CYS:SG	2.38	0.63
4:T:94:ASN:HB3	4:T:125:SER:CB	2.27	0.63
4:T:172:ILE:HA	4:T:188:ARG:HB3	1.81	0.63
3:U:287:SER:HA	3:U:290:ILE:HG13	1.79	0.63
1:V:438:LEU:HD23	1:V:441:TYR:CB	2.27	0.63
2:W:29:GLU:O	2:W:30:VAL:HG23	1.97	0.63
2:W:51:THR:C	2:W:52:LEU:HD13	2.18	0.63
2:W:228:TYR:CD1	2:W:229:VAL:N	2.65	0.63
3:X:167:LEU:CD1	3:X:178:MET:HB2	2.21	0.63
3:X:303:PRO:HB2	3:X:400:LYS:HZ2	1.64	0.63
3:X:379:VAL:HA	3:X:382:ILE:CD1	2.28	0.63

Continued on next page...

Continued from previous page...

Atom-1	Atom-2	Interatomic distance (Å)	Clash overlap (Å)
4:Y:133:TYR:OH	4:Y:214:ILE:HG13	1.99	0.63
4:Y:292:VAL:O	4:Y:296:ILE:CG2	2.45	0.63
3:Z:129:GLU:OE2	3:Z:140:GLN:HG2	1.98	0.63
3:Z:135:PHE:CD1	3:Z:135:PHE:O	2.52	0.63
3:Z:413:VAL:O	3:Z:416:LEU:HB3	1.97	0.63
1:O:104:LEU:HD12	1:O:118:TRP:CH2	2.34	0.63
1:O:192:PRO:HD2	1:O:210:TYR:HB2	1.80	0.63
1:O:247:GLU:CA	1:O:249:MET:HG3	2.28	0.63
2:1:77:ILE:CD1	2:1:80:LEU:HB2	2.29	0.63
2:1:141:TRP:CG	2:1:222:ARG:HA	2.34	0.63
4:3:260:ALA:O	4:3:264:PHE:CD1	2.51	0.63
3:A:34:GLY:HA3	3:A:57:ARG:CD	2.28	0.63
3:A:145:LYS:NZ	3:A:202:THR:HG23	2.13	0.63
3:A:255:VAL:HG21	4:E:264:PHE:CE1	2.33	0.63
3:A:419:ILE:CG2	3:A:420:ILE:N	2.61	0.63
1:B:212:ILE:HG22	1:B:212:ILE:O	1.98	0.63
1:B:287:ILE:HA	1:B:290:LEU:CD1	2.29	0.63
2:C:58:MET:HE3	2:C:122:PRO:HD2	1.81	0.63
2:C:141:TRP:CG	2:C:222:ARG:HA	2.34	0.63
3:D:379:VAL:HG22	3:D:382:ILE:HD12	1.79	0.63
4:E:94:ASN:HB3	4:E:125:SER:CB	2.27	0.63
4:E:108:LEU:O	4:E:115:MET:HA	1.98	0.63
4:E:178:THR:CG2	4:E:180:ASN:H	2.10	0.63
3:F:34:GLY:HA3	3:F:57:ARG:CD	2.28	0.63
3:F:133:THR:O	3:F:136:PRO:HG2	1.99	0.63
3:F:155:LYS:HE3	4:J:76:LEU:HB3	1.80	0.63
3:F:409:ILE:HA	3:F:412:CYS:HB2	1.80	0.63
1:G:297:LEU:O	1:G:301:VAL:HG22	1.97	0.63
2:H:199:LYS:HZ3	2:H:200:ASN:HA	1.63	0.63
3:I:37:LEU:CD1	3:I:54:VAL:HG13	2.28	0.63
3:I:112:TYR:HD1	3:I:113:THR:H	1.47	0.63
4:J:103:TYR:C	4:J:104:TYR:HD1	2.02	0.63
3:K:20:ARG:O	3:K:22:VAL:HG23	1.97	0.63
3:K:171:MET:SD	3:K:173:SER:HB3	2.39	0.63
1:L:20:ARG:HD3	1:L:20:ARG:N	2.02	0.63
1:L:220:TYR:CZ	2:M:279:PRO:HB2	2.32	0.63
1:L:297:LEU:O	1:L:297:LEU:HD23	1.99	0.63
4:O:14:TYR:CD2	4:O:16:LYS:NZ	2.66	0.63
4:O:94:ASN:HB3	4:O:125:SER:CB	2.27	0.63
4:O:235:LEU:HD12	4:O:235:LEU:C	2.16	0.63
3:P:135:PHE:CD1	3:P:135:PHE:O	2.52	0.63

Continued on next page...

Continued from previous page...

Atom-1	Atom-2	Interatomic distance (Å)	Clash overlap (Å)
3:P:171:MET:SD	3:P:173:SER:HB3	2.39	0.63
2:R:95:GLN:OE1	2:R:147:LYS:HB3	1.98	0.63
3:S:94:ASN:C	3:S:94:ASN:ND2	2.46	0.63
3:S:135:PHE:CD1	3:S:135:PHE:C	2.72	0.63
4:T:89:VAL:HG23	4:T:99:PHE:CE1	2.32	0.63
4:T:108:LEU:O	4:T:115:MET:HA	1.98	0.63
3:U:171:MET:SD	3:U:173:SER:HB3	2.39	0.63
3:U:186:HIS:ND1	3:U:187:TRP:N	2.47	0.63
3:U:377:GLU:HG2	1:V:404:ALA:HB1	1.81	0.63
3:U:431:ILE:HG22	3:U:431:ILE:O	1.98	0.63
1:V:132:VAL:O	1:V:279:ILE:HA	1.99	0.63
2:W:108:CYS:HB3	2:W:122:PRO:HG3	1.81	0.63
3:X:35:LEU:HD12	3:X:54:VAL:HG11	1.74	0.63
3:X:283:ILE:CA	3:X:286:ILE:HD12	2.26	0.63
4:Y:173:ASP:CG	4:Y:185:ILE:HD13	2.18	0.63
3:Z:282:MET:O	3:Z:285:VAL:HG12	1.99	0.63
1:0:191:LYS:CE	1:0:209:PHE:HB3	2.28	0.63
1:0:257:LEU:HD21	3:Z:249:VAL:CG2	2.28	0.63
1:0:439:PHE:CA	1:0:442:ILE:HB	2.29	0.63
2:1:270:PHE:CD1	2:1:270:PHE:N	2.66	0.63
3:2:178:MET:SD	3:2:207:MET:CB	2.87	0.63
4:3:237:VAL:HG13	4:3:453:ILE:CD1	2.28	0.63
4:3:260:ALA:HB3	3:Z:251:LEU:CD2	2.24	0.63
4:3:273:PRO:HG2	4:3:274:GLU:N	2.13	0.63
3:A:186:HIS:ND1	3:A:187:TRP:N	2.47	0.63
3:A:252:SER:CB	1:B:257:LEU:HD13	2.25	0.63
1:B:189:GLU:CG	1:B:468:PHE:HB3	2.18	0.63
1:B:406:GLU:HA	1:B:409:LYS:CD	2.18	0.63
1:B:439:PHE:CA	1:B:442:ILE:HB	2.29	0.63
2:C:144:CYS:N	2:C:219:LEU:O	2.30	0.63
3:D:1:SER:O	3:D:3:HIS:N	2.32	0.63
4:E:235:LEU:O	4:E:238:LEU:HB2	1.99	0.63
4:E:240:TYR:HD2	4:E:453:ILE:CD1	2.11	0.63
4:E:444:LYS:HA	4:E:444:LYS:HE3	1.80	0.63
3:F:129:GLU:OE2	3:F:140:GLN:HG2	1.98	0.63
3:F:171:MET:SD	3:F:173:SER:HB3	2.39	0.63
2:H:106:TYR:C	2:H:107:PHE:HD1	2.01	0.63
2:H:266:ALA:HB2	3:I:251:LEU:HB3	1.81	0.63
3:I:32:THR:HB	3:I:59:GLN:CB	2.24	0.63
3:I:178:MET:SD	3:I:207:MET:CB	2.87	0.63
4:J:94:ASN:O	4:J:125:SER:HA	1.98	0.63

Continued on next page...

Continued from previous page...

Atom-1	Atom-2	Interatomic distance (Å)	Clash overlap (Å)
4:J:108:LEU:O	4:J:115:MET:HA	1.98	0.63
4:J:129:ILE:CG2	4:J:133:TYR:CD2	2.78	0.63
4:J:298:THR:O	4:J:302:ILE:HG13	1.99	0.63
4:J:474:VAL:CB	4:J:475:PRO:HD3	2.28	0.63
3:K:201:ILE:CG2	3:K:203:TYR:HE1	2.11	0.63
1:L:147:LYS:NZ	1:L:205:GLU:OE2	2.29	0.63
1:L:192:PRO:HD2	1:L:210:TYR:O	1.99	0.63
1:L:230:LEU:HA	1:L:233:ILE:CD1	2.29	0.63
2:M:77:ILE:CD1	2:M:80:LEU:HB2	2.29	0.63
2:M:81:ARG:NH1	2:M:111:LEU:HB2	2.13	0.63
2:M:106:TYR:C	2:M:107:PHE:HD1	2.01	0.63
2:M:266:ALA:HB2	3:N:251:LEU:HB3	1.81	0.63
2:M:478:PHE:CD1	2:M:479:ASN:N	2.66	0.63
3:N:144:MET:HE3	3:N:205:PHE:CE1	2.34	0.63
3:N:410:LEU:O	3:N:414:PHE:N	2.31	0.63
4:O:414:SER:N	4:O:416:VAL:CG1	2.60	0.63
1:Q:220:TYR:CZ	2:R:279:PRO:HB2	2.32	0.63
1:Q:297:LEU:O	1:Q:297:LEU:HD23	1.99	0.63
2:R:77:ILE:CD1	2:R:80:LEU:HB2	2.29	0.63
3:S:56:LEU:C	3:S:120:PRO:HD2	2.18	0.63
4:T:235:LEU:HD12	4:T:235:LEU:C	2.16	0.63
3:U:133:THR:O	3:U:136:PRO:HG2	1.99	0.63
1:V:287:ILE:HA	1:V:290:LEU:HB2	1.81	0.63
2:W:102:TYR:HD1	2:W:102:TYR:C	2.01	0.63
3:X:408:HIS:O	3:X:412:CYS:N	2.24	0.63
3:X:426:PHE:CG	3:X:427:ALA:N	2.65	0.63
4:Y:298:THR:O	4:Y:302:ILE:HG13	1.99	0.63
4:Y:435:GLU:O	4:Y:438:ASN:HB3	1.97	0.63
3:Z:171:MET:SD	3:Z:173:SER:HB3	2.39	0.63
3:Z:229:THR:O	3:Z:232:VAL:HB	1.99	0.63
1:0:245:ALA:O	1:0:248:LYS:N	2.29	0.63
1:0:253:ILE:HD13	1:0:302:LEU:HD21	1.81	0.63
2:1:247:PHE:O	2:1:250:PRO:CG	2.47	0.63
3:2:38:ILE:O	3:2:38:ILE:HG22	1.97	0.63
3:2:56:LEU:C	3:2:120:PRO:HD2	2.18	0.63
3:2:240:GLY:C	3:2:242:LYS:H	2.02	0.63
3:2:379:VAL:HG13	3:2:382:ILE:HD12	1.81	0.63
4:3:147:SER:O	4:3:205:PHE:CE2	2.52	0.63
3:A:282:MET:O	3:A:285:VAL:HG12	1.99	0.63
3:A:287:SER:HA	3:A:290:ILE:HG13	1.79	0.63
1:B:156:VAL:HG22	1:B:157:ILE:N	2.13	0.63

Continued on next page...

Continued from previous page...

Atom-1	Atom-2	Interatomic distance (Å)	Clash overlap (Å)
3:D:240:GLY:C	3:D:242:LYS:H	2.02	0.63
3:D:303:PRO:HB2	3:D:400:LYS:NZ	2.13	0.63
4:E:143:LEU:HD12	4:E:143:LEU:H	1.63	0.63
3:F:377:GLU:HG2	1:G:404:ALA:HB1	1.81	0.63
3:F:382:ILE:O	3:F:386:MET:CE	2.47	0.63
3:F:389:ASP:O	3:F:392:SER:HB3	1.99	0.63
1:G:192:PRO:HD2	1:G:210:TYR:O	1.99	0.63
2:H:141:TRP:CG	2:H:222:ARG:HA	2.34	0.63
2:H:257:MET:O	2:H:261:ILE:HG12	1.98	0.63
3:I:226:SER:O	3:I:230:VAL:HB	1.99	0.63
3:I:238:ASP:HB3	4:J:308:LEU:HD22	1.81	0.63
3:I:432:GLU:O	3:I:436:GLU:CG	2.47	0.63
4:J:19:LYS:HZ1	4:J:154:GLU:CB	2.11	0.63
4:J:236:VAL:O	4:J:239:VAL:HG23	1.98	0.63
4:J:240:TYR:HD2	4:J:453:ILE:CD1	2.11	0.63
1:L:191:LYS:CE	1:L:209:PHE:HB3	2.28	0.63
2:M:260:ALA:CB	2:M:313:HIS:CE1	2.82	0.63
3:N:37:LEU:CD1	3:N:54:VAL:HG13	2.28	0.63
4:O:143:LEU:HD12	4:O:143:LEU:H	1.63	0.63
4:O:144:VAL:HG12	4:O:209:ILE:CA	2.29	0.63
4:O:182:GLU:O	4:O:218:PRO:HD2	1.99	0.63
3:P:300:HIS:CA	3:P:306:HIS:O	2.47	0.63
1:Q:256:LEU:HD12	1:Q:302:LEU:HD22	1.80	0.63
2:R:51:THR:C	2:R:52:LEU:HD13	2.18	0.63
2:R:52:LEU:HD23	2:R:128:SER:OG	1.99	0.63
2:R:247:PHE:O	2:R:250:PRO:CG	2.47	0.63
2:R:260:ALA:CB	2:R:313:HIS:CE1	2.82	0.63
3:S:230:VAL:HG22	3:S:234:TYR:CE1	2.34	0.63
4:T:1:ASN:ND2	4:T:69:SER:H	1.96	0.63
4:T:292:VAL:O	4:T:296:ILE:CG2	2.45	0.63
3:U:2:GLU:O	3:U:2:GLU:HG3	1.99	0.63
3:U:95:ASN:O	3:U:96:ALA:HB3	1.99	0.63
3:U:255:VAL:HG23	4:Y:264:PHE:CE1	2.34	0.63
1:V:420:GLU:O	1:V:424:LEU:N	2.32	0.63
2:W:106:TYR:C	2:W:107:PHE:HD1	2.01	0.63
3:X:187:TRP:CB	3:X:199:LEU:HD23	2.26	0.63
3:X:291:VAL:O	3:X:295:VAL:HG13	1.98	0.63
3:X:298:THR:HG23	3:X:301:ARG:HD3	1.80	0.63
3:X:419:ILE:HD12	3:X:420:ILE:CG2	2.29	0.63
3:X:432:GLU:O	3:X:436:GLU:CG	2.47	0.63
4:Y:172:ILE:HA	4:Y:188:ARG:HB3	1.81	0.63

Continued on next page...

Continued from previous page...

Atom-1	Atom-2	Interatomic distance (Å)	Clash overlap (Å)
1:O:408:ILE:CD1	3:Z:380:LYS:HB3	2.27	0.62
2:1:102:TYR:HD1	2:1:102:TYR:C	2.01	0.62
3:2:112:TYR:HD1	3:2:113:THR:H	1.47	0.62
4:3:14:TYR:CD2	4:3:16:LYS:NZ	2.66	0.62
4:3:86:LEU:HD13	4:3:103:TYR:HE1	1.63	0.62
4:3:144:VAL:HG12	4:3:209:ILE:CA	2.29	0.62
3:A:2:GLU:O	3:A:2:GLU:HG3	1.99	0.62
3:A:229:THR:O	3:A:232:VAL:HB	1.99	0.62
3:A:300:HIS:CA	3:A:306:HIS:O	2.47	0.62
1:B:218:LEU:CD1	1:B:221:ILE:HD11	2.28	0.62
2:C:33:ILE:HD11	2:C:88:TRP:CZ3	2.34	0.62
2:C:95:GLN:OE1	2:C:147:LYS:HB3	1.98	0.62
2:C:106:TYR:C	2:C:107:PHE:HD1	2.01	0.62
2:C:269:VAL:HA	2:C:272:LEU:CD1	2.29	0.62
2:C:312:PHE:HZ	2:C:456:LEU:CD2	2.08	0.62
4:E:117:TRP:CD1	4:E:119:PRO:HD3	2.35	0.62
4:E:240:TYR:HD2	4:E:453:ILE:CG1	2.12	0.62
4:E:273:PRO:HG2	4:E:274:GLU:N	2.14	0.62
3:F:95:ASN:O	3:F:96:ALA:HB3	1.99	0.62
3:F:251:LEU:CD2	4:J:260:ALA:HB3	2.24	0.62
1:G:97:ASP:OD2	1:G:127:SER:HB2	1.99	0.62
1:G:192:PRO:HD2	1:G:210:TYR:HB2	1.81	0.62
2:H:52:LEU:HD23	2:H:128:SER:OG	1.99	0.62
3:I:40:LEU:HD22	3:I:52:THR:HG1	1.63	0.62
3:I:144:MET:HE3	3:I:205:PHE:CE1	2.34	0.62
3:I:170:PHE:CE2	3:I:176:TRP:CD1	2.86	0.62
1:L:237:LEU:O	1:L:241:LEU:N	2.29	0.62
1:L:287:ILE:HA	1:L:290:LEU:CD1	2.29	0.62
2:M:472:ILE:CA	2:M:475:MET:HB3	2.26	0.62
4:O:62:TYR:HD1	4:O:62:TYR:O	1.82	0.62
4:O:463:LEU:HD12	4:O:463:LEU:O	1.98	0.62
1:Q:45:GLU:HG3	1:Q:134:TYR:HB3	1.79	0.62
1:Q:420:GLU:O	1:Q:424:LEU:N	2.32	0.62
2:R:2:ASN:HB3	2:R:72:SER:HB3	1.81	0.62
2:R:58:MET:HE1	2:R:120:TRP:CZ2	2.34	0.62
3:S:1:SER:O	3:S:3:HIS:N	2.32	0.62
3:S:178:MET:SD	3:S:207:MET:CB	2.87	0.62
3:S:410:LEU:O	3:S:414:PHE:CB	2.47	0.62
3:S:419:ILE:HD12	3:S:420:ILE:CG2	2.29	0.62
3:S:432:GLU:O	3:S:436:GLU:CG	2.47	0.62
4:T:133:TYR:OH	4:T:214:ILE:HG13	1.99	0.62

Continued on next page...

Continued from previous page...

Atom-1	Atom-2	Interatomic distance (Å)	Clash overlap (Å)
4:T:136:PHE:CD1	4:T:285:TYR:OH	2.48	0.62
4:T:260:ALA:O	4:T:264:PHE:CD1	2.51	0.62
3:X:294:VAL:O	3:X:298:THR:N	2.27	0.62
3:X:410:LEU:O	3:X:414:PHE:CB	2.47	0.62
4:Y:94:ASN:O	4:Y:125:SER:HA	1.99	0.62
4:Y:182:GLU:O	4:Y:218:PRO:HD2	1.99	0.62
3:Z:34:GLY:HA3	3:Z:57:ARG:CD	2.28	0.62
1:0:85:VAL:O	1:0:87:GLN:HG3	1.98	0.62
1:0:135:PHE:H	1:0:279:ILE:HG21	1.64	0.62
1:0:287:ILE:HA	1:0:290:LEU:HB2	1.81	0.62
1:0:439:PHE:CD1	1:0:439:PHE:O	2.53	0.62
2:1:19:LYS:HZ2	2:1:88:TRP:HD1	1.45	0.62
2:1:33:ILE:HD11	2:1:88:TRP:CZ3	2.34	0.62
2:1:282:ALA:O	2:1:285:VAL:N	2.27	0.62
3:2:37:LEU:CD1	3:2:54:VAL:HG13	2.28	0.62
3:2:170:PHE:CE2	3:2:176:TRP:CD1	2.86	0.62
3:2:233:PHE:HD1	3:2:409:ILE:HD12	1.64	0.62
3:2:408:HIS:HB3	3:2:412:CYS:SG	2.38	0.62
3:2:419:ILE:HD12	3:2:420:ILE:CG2	2.29	0.62
3:2:432:GLU:CG	3:2:435:GLN:NE2	2.59	0.62
4:3:235:LEU:CD1	4:3:257:VAL:HG11	2.24	0.62
4:3:264:PHE:CE1	3:Z:255:VAL:HG23	2.34	0.62
3:A:20:ARG:O	3:A:22:VAL:HG23	1.97	0.62
3:A:146:LEU:HD12	3:A:146:LEU:N	2.14	0.62
1:B:439:PHE:CD1	1:B:439:PHE:O	2.53	0.62
1:B:447:CYS:O	1:B:451:THR:HG22	1.98	0.62
2:C:260:ALA:CB	2:C:313:HIS:CE1	2.82	0.62
2:C:296:MET:HE3	2:C:296:MET:CA	2.29	0.62
4:E:14:TYR:CD2	4:E:16:LYS:NZ	2.66	0.62
4:E:94:ASN:O	4:E:125:SER:HA	1.99	0.62
4:E:103:TYR:C	4:E:104:TYR:HD1	2.02	0.62
4:E:133:TYR:OH	4:E:214:ILE:HG13	1.99	0.62
4:E:270:GLN:C	4:E:273:PRO:HD2	2.18	0.62
4:E:456:LEU:O	4:E:456:LEU:HD22	2.00	0.62
1:G:147:LYS:NZ	1:G:205:GLU:OE2	2.29	0.62
1:G:212:ILE:HG22	1:G:212:ILE:O	1.98	0.62
1:G:256:LEU:HD12	1:G:302:LEU:HD22	1.80	0.62
1:G:463:PRO:HB2	1:G:464:PRO:HD3	1.81	0.62
2:H:7:LEU:O	2:H:10:ASP:HB2	1.99	0.62
2:H:52:LEU:CD2	2:H:130:CYS:HB2	2.25	0.62
2:H:190:TRP:CD1	2:H:221:ILE:CD1	2.75	0.62

Continued on next page...

Continued from previous page...

Atom-1	Atom-2	Interatomic distance (Å)	Clash overlap (Å)
3:I:291:VAL:O	3:I:295:VAL:HG13	1.98	0.62
4:J:136:PHE:CD1	4:J:285:TYR:OH	2.48	0.62
4:J:172:ILE:HA	4:J:188:ARG:HB3	1.80	0.62
3:K:2:GLU:HG3	3:K:2:GLU:O	1.99	0.62
3:K:142:CYS:CB	3:K:205:PHE:HB2	2.28	0.62
3:K:229:THR:O	3:K:232:VAL:HB	1.99	0.62
1:L:85:VAL:O	1:L:87:GLN:HG3	1.97	0.62
1:L:135:PHE:H	1:L:279:ILE:HG21	1.64	0.62
1:L:233:ILE:C	1:L:237:LEU:HD22	2.20	0.62
1:L:281:ILE:HG22	1:L:285:MET:H	1.58	0.62
1:L:434:VAL:CG1	1:L:438:LEU:HD12	2.29	0.62
1:L:447:CYS:O	1:L:451:THR:HG22	1.98	0.62
2:M:33:ILE:HD11	2:M:88:TRP:CZ3	2.34	0.62
3:N:245:LEU:HD11	4:O:255:ILE:CG1	2.29	0.62
4:O:133:TYR:OH	4:O:214:ILE:HG13	1.99	0.62
4:O:298:THR:O	4:O:302:ILE:HG13	1.99	0.62
3:P:186:HIS:ND1	3:P:187:TRP:N	2.47	0.62
3:P:419:ILE:C	3:P:423:VAL:HG23	2.18	0.62
2:R:141:TRP:CG	2:R:222:ARG:HA	2.34	0.62
2:R:270:PHE:CD1	2:R:270:PHE:N	2.66	0.62
3:S:137:PHE:C	3:S:435:GLN:HG3	2.18	0.62
4:T:235:LEU:O	4:T:238:LEU:HB2	1.99	0.62
4:T:265:LEU:HD21	4:T:296:ILE:CD1	2.11	0.62
4:T:435:GLU:O	4:T:438:ASN:HB3	1.98	0.62
3:U:142:CYS:CB	3:U:205:PHE:HB2	2.28	0.62
3:U:176:TRP:HB3	3:U:209:ARG:HD2	1.80	0.62
1:V:283:TYR:HA	1:V:286:PHE:CZ	2.34	0.62
2:W:66:ARG:HH11	2:W:66:ARG:CG	2.05	0.62
2:W:228:TYR:HD1	2:W:229:VAL:H	1.47	0.62
4:Y:86:LEU:HD13	4:Y:103:TYR:HE1	1.63	0.62
3:Z:31:ILE:HG13	3:Z:60:TRP:HB3	1.80	0.62
3:Z:133:THR:O	3:Z:136:PRO:HG2	1.99	0.62
3:Z:300:HIS:CA	3:Z:306:HIS:O	2.47	0.62
1:0:233:ILE:C	1:0:237:LEU:HD22	2.19	0.62
3:2:27:HIS:O	3:2:28:PHE:HB2	1.99	0.62
3:2:303:PRO:HB2	3:2:400:LYS:NZ	2.13	0.62
4:3:1:ASN:ND2	4:3:69:SER:H	1.96	0.62
4:3:117:TRP:CD1	4:3:119:PRO:HD3	2.34	0.62
4:3:240:TYR:HD2	4:3:453:ILE:CD1	2.11	0.62
4:3:472:ASN:O	4:3:476:GLU:CG	2.46	0.62
1:B:191:LYS:CE	1:B:209:PHE:HB3	2.28	0.62

Continued on next page...

Continued from previous page...

Atom-1	Atom-2	Interatomic distance (Å)	Clash overlap (Å)
1:B:233:ILE:C	1:B:237:LEU:HD22	2.19	0.62
1:B:283:TYR:HA	1:B:286:PHE:CZ	2.34	0.62
3:D:102:ILE:CD1	4:E:98:GLN:HE21	2.12	0.62
3:D:135:PHE:CE1	3:D:273:LEU:HB2	2.35	0.62
3:D:249:VAL:HG13	4:E:259:LEU:CD2	2.25	0.62
3:D:410:LEU:O	3:D:414:PHE:CB	2.48	0.62
4:E:1:ASN:ND2	4:E:69:SER:H	1.96	0.62
4:E:140:ASN:OD1	4:E:211:PHE:HB3	1.99	0.62
3:F:1:SER:H3	3:F:4:GLU:HB2	1.64	0.62
3:F:38:ILE:C	3:F:39:GLN:HG3	2.18	0.62
3:F:186:HIS:ND1	3:F:187:TRP:N	2.47	0.62
1:G:233:ILE:C	1:G:237:LEU:HD22	2.19	0.62
1:G:439:PHE:CD1	1:G:439:PHE:O	2.53	0.62
4:J:182:GLU:O	4:J:218:PRO:HD2	1.99	0.62
3:K:186:HIS:ND1	3:K:187:TRP:N	2.47	0.62
2:M:266:ALA:O	2:M:270:PHE:CG	2.53	0.62
3:N:27:HIS:O	3:N:28:PHE:HB2	1.99	0.62
3:N:135:PHE:O	3:N:210:ILE:HG13	2.00	0.62
3:N:233:PHE:HD1	3:N:409:ILE:HD12	1.64	0.62
3:P:95:ASN:O	3:P:96:ALA:HB3	1.99	0.62
3:P:274:ILE:HG12	3:P:277:TYR:HE1	1.61	0.62
1:Q:1:SER:O	1:Q:3:MET:N	2.33	0.62
1:Q:132:VAL:O	1:Q:279:ILE:HA	1.99	0.62
3:S:102:ILE:CD1	4:T:98:GLN:HE21	2.12	0.62
3:S:240:GLY:C	3:S:242:LYS:H	2.02	0.62
3:S:243:MET:H	3:S:243:MET:HE2	1.64	0.62
3:S:282:MET:O	3:S:286:ILE:HG13	1.98	0.62
3:U:34:GLY:HA3	3:U:57:ARG:CD	2.28	0.62
3:U:274:ILE:HG13	3:U:274:ILE:O	1.97	0.62
3:U:389:ASP:O	3:U:392:SER:HB3	1.99	0.62
1:V:439:PHE:CA	1:V:442:ILE:HB	2.29	0.62
2:W:234:THR:N	2:W:235:PRO:HD2	2.15	0.62
2:W:247:PHE:O	2:W:250:PRO:CG	2.47	0.62
2:W:260:ALA:CB	2:W:313:HIS:CE1	2.82	0.62
3:X:137:PHE:C	3:X:435:GLN:HG3	2.18	0.62
4:Y:138:TRP:CH2	4:Y:215:GLN:HG3	2.35	0.62
4:Y:140:ASN:OD1	4:Y:211:PHE:HB3	1.99	0.62
3:Z:57:ARG:HD3	3:Z:161:GLU:CG	2.30	0.62
3:Z:145:LYS:NZ	3:Z:202:THR:HG23	2.13	0.62
3:Z:382:ILE:O	3:Z:386:MET:CE	2.47	0.62
1:0:40:LEU:HB2	1:0:52:THR:HG23	1.82	0.62

Continued on next page...

Continued from previous page...

Atom-1	Atom-2	Interatomic distance (Å)	Clash overlap (Å)
1:0:404:ALA:HB1	3:Z:377:GLU:HG2	1.81	0.62
2:1:266:ALA:O	2:1:270:PHE:CG	2.53	0.62
2:1:305:ASN:O	2:1:309:VAL:N	2.32	0.62
3:2:135:PHE:O	3:2:210:ILE:HG13	2.00	0.62
3:2:135:PHE:CE1	3:2:273:LEU:HB2	2.35	0.62
3:2:412:CYS:HA	3:2:415:MET:HE1	1.80	0.62
4:3:23:THR:HG22	4:3:24:LEU:N	2.15	0.62
4:3:246:ALA:CB	4:3:250:LYS:HG3	2.24	0.62
3:A:142:CYS:CB	3:A:205:PHE:HB2	2.28	0.62
3:A:413:VAL:O	3:A:417:ILE:N	2.31	0.62
1:B:24:THR:HG22	1:B:25:VAL:N	2.07	0.62
1:B:246:GLY:C	1:B:248:LYS:H	2.02	0.62
2:C:7:LEU:O	2:C:10:ASP:HB2	1.99	0.62
2:C:49:ASP:C	2:C:50:GLU:HG3	2.20	0.62
2:C:266:ALA:O	2:C:270:PHE:CG	2.53	0.62
3:D:226:SER:O	3:D:230:VAL:HB	1.99	0.62
3:F:432:GLU:OE1	3:F:435:GLN:NE2	2.33	0.62
1:G:104:LEU:HD12	1:G:118:TRP:CH2	2.34	0.62
1:G:153:THR:HG23	1:G:156:VAL:O	1.98	0.62
1:G:218:LEU:CD1	1:G:221:ILE:HD11	2.28	0.62
2:H:33:ILE:HD11	2:H:88:TRP:CZ3	2.34	0.62
2:H:95:GLN:OE1	2:H:147:LYS:HB3	1.98	0.62
3:I:167:LEU:HA	3:I:170:PHE:HB3	1.80	0.62
4:J:147:SER:O	4:J:205:PHE:CE2	2.52	0.62
4:J:310:THR:OG1	4:J:313:THR:CG2	2.48	0.62
3:K:67:TRP:CD1	3:K:71:ASP:HB3	2.34	0.62
1:L:132:VAL:O	1:L:279:ILE:HA	1.99	0.62
2:M:49:ASP:C	2:M:50:GLU:HG3	2.20	0.62
3:N:178:MET:SD	3:N:207:MET:CB	2.87	0.62
3:N:230:VAL:HG22	3:N:234:TYR:CE1	2.34	0.62
4:O:23:THR:HG22	4:O:24:LEU:N	2.15	0.62
4:O:108:LEU:O	4:O:115:MET:HA	1.98	0.62
4:O:247:GLY:N	4:O:250:LYS:NZ	2.45	0.62
1:Q:229:ILE:O	1:Q:232:SER:HB2	1.98	0.62
1:Q:283:TYR:HA	1:Q:286:PHE:CZ	2.35	0.62
2:R:81:ARG:NH1	2:R:111:LEU:HB2	2.13	0.62
2:R:241:PHE:O	2:R:245:LEU:CG	2.44	0.62
4:T:147:SER:O	4:T:205:PHE:CE2	2.52	0.62
3:U:382:ILE:O	3:U:386:MET:CE	2.47	0.62
3:U:419:ILE:C	3:U:423:VAL:HG23	2.18	0.62
3:U:432:GLU:OE1	3:U:435:GLN:NE2	2.33	0.62

Continued on next page...

Continued from previous page...

Atom-1	Atom-2	Interatomic distance (Å)	Clash overlap (Å)
1:V:218:LEU:CD1	1:V:221:ILE:HD11	2.28	0.62
1:V:246:GLY:C	1:V:248:LYS:H	2.02	0.62
1:V:253:ILE:HD13	1:V:302:LEU:HD21	1.81	0.62
2:W:223:ARG:CG	2:W:224:LYS:N	2.62	0.62
3:X:135:PHE:CE1	3:X:273:LEU:HB2	2.35	0.62
3:X:170:PHE:CE2	3:X:176:TRP:CD1	2.86	0.62
4:Y:178:THR:HG22	4:Y:180:ASN:N	2.12	0.62
4:Y:237:VAL:HG13	4:Y:453:ILE:CD1	2.28	0.62
3:Z:67:TRP:CD1	3:Z:71:ASP:HB3	2.34	0.62
1:0:34:GLY:C	1:0:35:LEU:HD23	2.20	0.62
1:0:189:GLU:CG	1:0:468:PHE:HB3	2.18	0.62
1:0:283:TYR:HA	1:0:286:PHE:CZ	2.34	0.62
1:0:409:LYS:CG	2:1:426:THR:HG21	2.30	0.62
2:1:38:THR:HG1	2:1:178:ILE:HD13	1.63	0.62
2:1:223:ARG:CG	2:1:224:LYS:N	2.62	0.62
2:1:269:VAL:HA	2:1:272:LEU:CD1	2.29	0.62
3:2:230:VAL:HG22	3:2:234:TYR:CE1	2.34	0.62
3:2:283:ILE:CA	3:2:286:ILE:HD12	2.26	0.62
4:3:110:TYR:CD1	4:3:111:ASN:N	2.55	0.62
3:A:133:THR:O	3:A:136:PRO:HG2	1.99	0.62
3:A:171:MET:SD	3:A:173:SER:HB3	2.39	0.62
3:A:382:ILE:O	3:A:386:MET:CE	2.47	0.62
1:B:1:SER:O	1:B:3:MET:N	2.33	0.62
1:B:198:ARG:CG	1:B:198:ARG:NH1	2.59	0.62
3:D:178:MET:SD	3:D:207:MET:CB	2.87	0.62
3:D:242:LYS:N	3:D:243:MET:HE2	2.14	0.62
3:D:379:VAL:HA	3:D:382:ILE:CD1	2.28	0.62
4:E:44:GLU:CD	4:E:129:ILE:CB	2.66	0.62
3:F:110:LEU:HD11	3:F:114:GLY:HA2	1.82	0.62
3:F:146:LEU:HD12	3:F:146:LEU:N	2.14	0.62
3:F:255:VAL:HG23	4:J:264:PHE:CE1	2.34	0.62
3:I:36:GLN:HE21	3:I:38:ILE:HG13	1.65	0.62
4:J:75:ASP:CB	4:J:110:TYR:CE1	2.78	0.62
4:J:117:TRP:CD1	4:J:119:PRO:HD3	2.34	0.62
4:J:133:TYR:OH	4:J:214:ILE:HG13	1.99	0.62
3:K:216:VAL:HG13	3:K:220:ILE:HD11	1.82	0.62
3:K:296:ILE:CA	3:K:299:HIS:HB2	2.17	0.62
1:L:104:LEU:HD12	1:L:118:TRP:CH2	2.34	0.62
1:L:439:PHE:CD1	1:L:439:PHE:O	2.53	0.62
2:M:7:LEU:O	2:M:10:ASP:HB2	1.99	0.62
2:M:95:GLN:OE1	2:M:147:LYS:HB3	1.98	0.62

Continued on next page...

Continued from previous page...

Atom-1	Atom-2	Interatomic distance (Å)	Clash overlap (Å)
2:M:247:PHE:O	2:M:250:PRO:CG	2.47	0.62
3:N:432:GLU:O	3:N:436:GLU:CG	2.47	0.62
4:O:68:THR:HG23	4:O:72:GLU:OE1	2.00	0.62
4:O:138:TRP:CH2	4:O:215:GLN:HG3	2.34	0.62
4:O:240:TYR:HD2	4:O:453:ILE:CG1	2.12	0.62
3:P:155:LYS:HE3	4:T:76:LEU:HB3	1.80	0.62
3:P:282:MET:O	3:P:285:VAL:HG12	1.99	0.62
3:P:389:ASP:O	3:P:392:SER:HB3	1.99	0.62
1:Q:220:TYR:CE2	2:R:279:PRO:CB	2.77	0.62
1:Q:287:ILE:HA	1:Q:290:LEU:HB2	1.81	0.62
2:R:234:THR:N	2:R:235:PRO:HD2	2.15	0.62
3:S:241:GLU:C	3:S:243:MET:HE2	2.19	0.62
3:U:17:LYS:HZ1	3:U:83:ASP:HB3	1.63	0.62
3:U:110:LEU:HD11	3:U:114:GLY:HA2	1.82	0.62
1:V:192:PRO:HD2	1:V:210:TYR:HB2	1.80	0.62
2:W:7:LEU:O	2:W:10:ASP:HB2	1.99	0.62
2:W:33:ILE:HD11	2:W:88:TRP:CZ3	2.34	0.62
2:W:77:ILE:CD1	2:W:80:LEU:HB2	2.29	0.62
3:X:102:ILE:CD1	4:Y:98:GLN:HE21	2.12	0.62
4:Y:23:THR:HG22	4:Y:24:LEU:N	2.15	0.62
4:Y:152:ALA:N	4:Y:205:PHE:HA	2.15	0.62
3:Z:146:LEU:HD12	3:Z:146:LEU:N	2.14	0.62
3:Z:201:ILE:CG2	3:Z:203:TYR:HE1	2.11	0.62
3:Z:208:GLN:OE1	3:Z:435:GLN:HG2	1.98	0.62
1:O:68:ASP:CB	1:O:69:PRO:CD	2.74	0.62
1:O:136:PRO:CB	1:O:280:ILE:HD11	2.30	0.62
3:2:130:ILE:HD13	3:2:131:ILE:N	2.13	0.62
3:2:410:LEU:O	3:2:414:PHE:N	2.31	0.62
3:2:432:GLU:O	3:2:436:GLU:CG	2.47	0.62
4:3:162:GLU:CG	4:3:190:ALA:O	2.48	0.62
4:3:279:VAL:HG12	4:3:280:PRO:HD2	1.80	0.62
3:A:129:GLU:OE2	3:A:140:GLN:HG2	1.98	0.62
3:A:176:TRP:HB3	3:A:209:ARG:HD2	1.81	0.62
3:A:409:ILE:HA	3:A:412:CYS:HB2	1.80	0.62
1:B:135:PHE:H	1:B:279:ILE:HG21	1.64	0.62
3:D:170:PHE:CE2	3:D:176:TRP:CD1	2.86	0.62
3:D:186:HIS:CE1	3:D:187:TRP:O	2.53	0.62
4:E:298:THR:O	4:E:302:ILE:HG13	1.99	0.62
3:F:2:GLU:HG3	3:F:2:GLU:O	1.99	0.62
3:F:145:LYS:NZ	3:F:202:THR:HG23	2.13	0.62
1:G:245:ALA:O	1:G:248:LYS:N	2.29	0.62

Continued on next page...

Continued from previous page...

Atom-1	Atom-2	Interatomic distance (Å)	Clash overlap (Å)
1:G:258:ALA:CB	2:H:265:LEU:HD13	2.21	0.62
1:G:297:LEU:O	1:G:297:LEU:HD23	1.99	0.62
1:G:441:TYR:HA	1:G:444:ILE:HG22	1.79	0.62
2:H:282:ALA:O	2:H:285:VAL:N	2.28	0.62
3:I:102:ILE:CD1	4:J:98:GLN:HE21	2.12	0.62
4:J:162:GLU:CG	4:J:190:ALA:O	2.48	0.62
3:K:155:LYS:HE3	4:O:76:LEU:HB3	1.80	0.62
3:K:234:TYR:CG	3:K:410:LEU:HD21	2.35	0.62
1:L:45:GLU:HG3	1:L:134:TYR:HB3	1.79	0.62
1:L:420:GLU:O	1:L:424:LEU:N	2.32	0.62
2:M:43:ILE:HD12	2:M:43:ILE:N	2.15	0.62
3:N:170:PHE:CE2	3:N:176:TRP:CD1	2.86	0.62
4:O:235:LEU:O	4:O:238:LEU:HB2	1.99	0.62
4:O:273:PRO:HG2	4:O:274:GLU:N	2.13	0.62
4:O:310:THR:OG1	4:O:313:THR:CG2	2.48	0.62
3:P:110:LEU:HD11	3:P:114:GLY:HA2	1.82	0.62
3:P:133:THR:O	3:P:136:PRO:HG2	1.99	0.62
3:P:234:TYR:CG	3:P:410:LEU:HD21	2.35	0.62
3:P:431:ILE:O	3:P:431:ILE:HG22	1.98	0.62
1:Q:34:GLY:C	1:Q:35:LEU:HD23	2.20	0.62
1:Q:104:LEU:HD12	1:Q:118:TRP:CH2	2.34	0.62
1:Q:439:PHE:CD1	1:Q:439:PHE:O	2.53	0.62
4:T:23:THR:HG22	4:T:24:LEU:N	2.15	0.62
4:T:182:GLU:O	4:T:218:PRO:HD2	1.99	0.62
1:V:135:PHE:H	1:V:279:ILE:HG21	1.64	0.62
1:V:439:PHE:CD1	1:V:439:PHE:O	2.52	0.62
2:W:95:GLN:OE1	2:W:147:LYS:HB3	1.98	0.62
2:W:141:TRP:CG	2:W:222:ARG:HA	2.34	0.62
3:X:36:GLN:HE21	3:X:38:ILE:HG13	1.65	0.62
3:X:178:MET:SD	3:X:207:MET:CB	2.87	0.62
3:X:416:LEU:C	3:X:419:ILE:HG13	2.20	0.62
1:O:230:LEU:HA	1:O:233:ILE:CD1	2.29	0.62
2:1:260:ALA:CB	2:1:313:HIS:CE1	2.82	0.62
3:2:264:ILE:CB	3:2:265:PRO:CD	2.78	0.62
4:3:133:TYR:OH	4:3:214:ILE:HG13	1.99	0.62
1:B:189:GLU:O	1:B:190:HIS:CG	2.52	0.62
2:C:282:ALA:O	2:C:285:VAL:N	2.28	0.62
2:C:305:ASN:O	2:C:309:VAL:N	2.32	0.62
3:D:36:GLN:HE21	3:D:38:ILE:HG13	1.65	0.62
3:F:142:CYS:CB	3:F:205:PHE:HB2	2.28	0.62
3:F:229:THR:O	3:F:232:VAL:HB	1.99	0.62

Continued on next page...

Continued from previous page...

Atom-1	Atom-2	Interatomic distance (Å)	Clash overlap (Å)
1:G:1:SER:O	1:G:3:MET:N	2.33	0.62
1:G:462:VAL:HB	1:G:463:PRO:HD3	1.81	0.62
2:H:2:ASN:HB3	2:H:72:SER:HB3	1.81	0.62
2:H:36:SER:HB3	2:H:59:ASP:HB3	1.82	0.62
2:H:108:CYS:HB3	2:H:122:PRO:HG3	1.81	0.62
2:H:247:PHE:O	2:H:250:PRO:CG	2.47	0.62
2:H:266:ALA:O	2:H:270:PHE:CG	2.53	0.62
3:I:235:LEU:O	3:I:239:SER:N	2.31	0.62
3:I:264:ILE:CB	3:I:265:PRO:CD	2.78	0.62
4:J:2:GLU:CA	4:J:5:ARG:HG3	2.28	0.62
4:J:223:ILE:HA	4:J:226:ILE:HB	1.82	0.62
4:J:414:SER:N	4:J:416:VAL:CG1	2.60	0.62
3:K:251:LEU:CD2	4:O:260:ALA:HB3	2.24	0.62
3:K:432:GLU:OE1	3:K:435:GLN:NE2	2.33	0.62
1:L:34:GLY:C	1:L:35:LEU:HD23	2.20	0.62
1:L:40:LEU:HB2	1:L:52:THR:HG23	1.82	0.62
2:M:102:TYR:CD1	2:M:102:TYR:C	2.73	0.62
2:M:223:ARG:CG	2:M:224:LYS:N	2.62	0.62
3:N:45:GLU:OE2	3:N:135:PHE:HB3	2.00	0.62
3:N:130:ILE:HD13	3:N:131:ILE:N	2.13	0.62
3:N:410:LEU:O	3:N:414:PHE:CB	2.47	0.62
4:O:456:LEU:O	4:O:456:LEU:HD22	2.00	0.62
3:P:129:GLU:OE2	3:P:140:GLN:HG2	1.98	0.62
3:P:146:LEU:HD12	3:P:146:LEU:N	2.14	0.62
1:Q:253:ILE:HD13	1:Q:302:LEU:HD21	1.81	0.62
2:R:108:CYS:HB3	2:R:122:PRO:HG3	1.81	0.62
2:R:269:VAL:HA	2:R:272:LEU:CD1	2.29	0.62
3:S:27:HIS:O	3:S:28:PHE:HB2	1.99	0.62
3:S:36:GLN:HE21	3:S:38:ILE:HG13	1.65	0.62
3:S:45:GLU:OE2	3:S:135:PHE:HB3	2.00	0.62
4:T:143:LEU:HD12	4:T:143:LEU:H	1.63	0.62
3:U:157:SER:HB2	3:U:199:LEU:CD1	2.30	0.62
3:U:409:ILE:HA	3:U:412:CYS:HB2	1.80	0.62
1:V:256:LEU:HD12	1:V:302:LEU:HD22	1.80	0.62
3:X:27:HIS:O	3:X:28:PHE:HB2	1.99	0.62
3:X:167:LEU:HA	3:X:170:PHE:HB3	1.80	0.62
3:X:186:HIS:CE1	3:X:187:TRP:O	2.53	0.62
3:X:242:LYS:N	3:X:243:MET:HE2	2.14	0.62
4:Y:103:TYR:C	4:Y:104:TYR:HD1	2.02	0.62
4:Y:147:SER:O	4:Y:205:PHE:CE2	2.52	0.62
3:Z:2:GLU:HG3	3:Z:2:GLU:O	1.99	0.62

Continued on next page...

Continued from previous page...

Atom-1	Atom-2	Interatomic distance (Å)	Clash overlap (Å)
1:0:297:LEU:O	1:0:297:LEU:HD23	1.99	0.62
2:1:35:LEU:HD21	2:1:37:LEU:CD2	2.30	0.62
2:1:52:LEU:HD23	2:1:128:SER:OG	1.99	0.62
2:1:155:ALA:HB2	2:1:211:ASN:CA	2.28	0.62
2:1:472:ILE:CA	2:1:475:MET:HB3	2.26	0.62
3:2:45:GLU:OE2	3:2:135:PHE:HB3	2.00	0.62
3:2:80:LEU:O	3:2:108:LEU:HB3	2.00	0.62
3:2:186:HIS:CE1	3:2:187:TRP:O	2.53	0.62
4:3:240:TYR:HD2	4:3:453:ILE:CG1	2.12	0.62
4:3:298:THR:O	4:3:302:ILE:HG13	1.99	0.62
1:B:136:PRO:CB	1:B:280:ILE:HD11	2.30	0.62
1:B:192:PRO:HD2	1:B:210:TYR:HB2	1.80	0.62
1:B:230:LEU:HA	1:B:233:ILE:CD1	2.29	0.62
1:B:409:LYS:CG	2:C:426:THR:HG21	2.30	0.62
3:D:298:THR:HG23	3:D:301:ARG:HD3	1.80	0.62
3:D:410:LEU:O	3:D:414:PHE:N	2.31	0.62
3:D:432:GLU:O	3:D:436:GLU:CG	2.47	0.62
4:E:1:ASN:HD22	4:E:69:SER:CB	2.11	0.62
4:E:310:THR:OG1	4:E:313:THR:CG2	2.48	0.62
3:F:280:PHE:O	3:F:284:PHE:CG	2.53	0.62
1:G:28:LYS:HE2	1:G:154:SER:O	2.00	0.62
1:G:132:VAL:O	1:G:279:ILE:HA	1.99	0.62
1:G:230:LEU:HA	1:G:233:ILE:CD1	2.29	0.62
1:G:283:TYR:HA	1:G:286:PHE:CZ	2.35	0.62
2:H:270:PHE:CD1	2:H:270:PHE:N	2.66	0.62
2:H:434:LYS:CD	2:H:435:GLU:CG	2.70	0.62
3:I:186:HIS:CE1	3:I:187:TRP:O	2.53	0.62
3:K:34:GLY:HA3	3:K:57:ARG:HG2	1.81	0.62
3:K:431:ILE:O	3:K:431:ILE:HG22	1.98	0.62
1:L:283:TYR:HA	1:L:286:PHE:CZ	2.34	0.62
2:M:160:MET:N	2:M:213:GLN:HB2	2.15	0.62
3:N:249:VAL:HG13	4:O:259:LEU:CD2	2.25	0.62
3:N:379:VAL:HG13	3:N:382:ILE:HD12	1.81	0.62
3:N:419:ILE:HD12	3:N:420:ILE:CG2	2.29	0.62
4:O:147:SER:O	4:O:205:PHE:CE2	2.52	0.62
4:O:172:ILE:HA	4:O:188:ARG:HB3	1.81	0.62
3:P:157:SER:HB2	3:P:199:LEU:CD1	2.30	0.62
3:P:208:GLN:OE1	3:P:435:GLN:HG2	1.98	0.62
3:P:382:ILE:O	3:P:386:MET:CE	2.47	0.62
2:R:49:ASP:C	2:R:50:GLU:HG3	2.20	0.62
2:R:102:TYR:CD1	2:R:102:TYR:C	2.73	0.62

Continued on next page...

Continued from previous page...

Atom-1	Atom-2	Interatomic distance (Å)	Clash overlap (Å)
2:R:228:TYR:HD1	2:R:229:VAL:H	1.47	0.62
3:S:167:LEU:HA	3:S:170:PHE:HB3	1.80	0.62
4:T:117:TRP:CD1	4:T:119:PRO:HD3	2.34	0.62
4:T:240:TYR:HD2	4:T:453:ILE:CG1	2.13	0.62
1:V:1:SER:O	1:V:3:MET:N	2.33	0.62
1:V:28:LYS:HE2	1:V:154:SER:O	2.00	0.62
1:V:189:GLU:O	1:V:190:HIS:CG	2.52	0.62
2:W:43:ILE:HD12	2:W:43:ILE:N	2.15	0.62
2:W:52:LEU:HD23	2:W:128:SER:OG	1.99	0.62
3:X:1:SER:O	3:X:3:HIS:N	2.32	0.62
3:X:264:ILE:CB	3:X:265:PRO:CD	2.78	0.62
4:Y:240:TYR:HD2	4:Y:453:ILE:CG1	2.13	0.62
1:O:246:GLY:C	1:O:248:LYS:H	2.02	0.62
2:1:12:LEU:HB2	2:1:16:LYS:CG	2.29	0.62
4:3:94:ASN:O	4:3:125:SER:HA	1.98	0.62
4:3:152:ALA:N	4:3:205:PHE:HA	2.14	0.62
4:3:456:LEU:O	4:3:456:LEU:HD22	2.00	0.62
3:A:432:GLU:OE1	3:A:435:GLN:NE2	2.32	0.62
1:B:97:ASP:OD2	1:B:127:SER:HB2	1.99	0.62
2:C:52:LEU:HD23	2:C:128:SER:OG	1.99	0.62
2:C:241:PHE:O	2:C:245:LEU:CG	2.44	0.62
2:C:247:PHE:O	2:C:250:PRO:CG	2.47	0.62
3:D:27:HIS:O	3:D:28:PHE:HB2	1.99	0.62
3:D:264:ILE:CB	3:D:265:PRO:HD3	2.29	0.62
4:E:68:THR:HG23	4:E:72:GLU:OE1	2.00	0.62
4:E:182:GLU:O	4:E:218:PRO:HD2	1.99	0.62
3:F:1:SER:H2	3:F:4:GLU:HB2	1.63	0.62
3:F:48:GLN:OE1	3:F:130:ILE:HD12	2.00	0.62
3:F:124:PHE:CD1	3:F:124:PHE:C	2.73	0.62
3:F:419:ILE:HG23	3:F:420:ILE:N	2.15	0.62
3:F:431:ILE:HG22	3:F:431:ILE:O	1.98	0.62
1:G:242:PRO:HD3	1:G:248:LYS:HE3	1.81	0.62
1:G:462:VAL:O	1:G:465:ASP:OD1	2.18	0.62
2:H:223:ARG:CG	2:H:224:LYS:N	2.62	0.62
2:H:260:ALA:CB	2:H:313:HIS:CE1	2.82	0.62
2:H:269:VAL:HA	2:H:272:LEU:CD1	2.29	0.62
3:I:187:TRP:CB	3:I:199:LEU:HD23	2.26	0.62
3:I:199:LEU:C	3:I:200:ASP:OD1	2.39	0.62
3:I:410:LEU:O	3:I:414:PHE:CB	2.47	0.62
4:J:86:LEU:HD13	4:J:103:TYR:HE1	1.63	0.62
4:J:144:VAL:HG12	4:J:209:ILE:CA	2.29	0.62

Continued on next page...

Continued from previous page...

Atom-1	Atom-2	Interatomic distance (Å)	Clash overlap (Å)
4:J:444:LYS:HA	4:J:444:LYS:HE3	1.80	0.62
1:L:46:LYS:CB	1:L:278:PRO:CD	2.69	0.62
1:L:406:GLU:HA	1:L:409:LYS:CD	2.18	0.62
2:M:58:MET:HG3	2:M:92:ILE:HD12	1.82	0.62
2:M:191:GLU:N	2:M:222:ARG:O	2.24	0.62
3:N:130:ILE:HB	3:N:134:HIS:CB	2.30	0.62
3:N:135:PHE:CZ	3:N:273:LEU:HB3	2.35	0.62
4:O:1:ASN:ND2	4:O:69:SER:H	1.96	0.62
3:P:2:GLU:O	3:P:2:GLU:HG3	1.99	0.62
1:Q:230:LEU:HA	1:Q:233:ILE:CD1	2.29	0.62
1:Q:233:ILE:C	1:Q:237:LEU:HD22	2.19	0.62
2:R:45:LEU:CD1	2:R:190:TRP:CE3	2.77	0.62
2:R:52:LEU:CD2	2:R:130:CYS:HB2	2.25	0.62
2:R:141:TRP:CH2	2:R:223:ARG:HD3	2.35	0.62
3:S:167:LEU:HD21	3:S:178:MET:HB2	1.82	0.62
3:S:416:LEU:C	3:S:419:ILE:HG13	2.20	0.62
4:T:68:THR:HG23	4:T:72:GLU:OE1	2.00	0.62
4:T:138:TRP:CH2	4:T:215:GLN:HG3	2.34	0.62
4:T:172:ILE:CG2	4:T:174:PRO:HG2	2.30	0.62
4:T:237:VAL:HG13	4:T:453:ILE:CD1	2.28	0.62
3:U:34:GLY:HA3	3:U:57:ARG:HG2	1.81	0.62
3:U:67:TRP:CD1	3:U:71:ASP:HB3	2.34	0.62
3:U:234:TYR:CG	3:U:410:LEU:HD21	2.35	0.62
3:U:419:ILE:HG23	3:U:420:ILE:N	2.15	0.62
1:V:37:LEU:HD23	1:V:179:ALA:O	2.00	0.62
1:V:97:ASP:OD2	1:V:127:SER:HB2	1.99	0.62
1:V:130:ILE:HD12	1:V:134:TYR:CD2	2.35	0.62
1:V:233:ILE:C	1:V:237:LEU:HD22	2.20	0.62
1:V:242:PRO:HD3	1:V:248:LYS:HE3	1.81	0.62
2:W:102:TYR:CD1	2:W:102:TYR:C	2.73	0.62
3:X:135:PHE:CZ	3:X:273:LEU:HB3	2.35	0.62
3:X:230:VAL:HG22	3:X:234:TYR:CE1	2.34	0.62
3:X:242:LYS:HD2	3:X:245:LEU:CD1	2.27	0.62
4:Y:143:LEU:HD12	4:Y:143:LEU:H	1.63	0.62
4:Y:178:THR:CG2	4:Y:180:ASN:H	2.10	0.62
1:0:420:GLU:O	1:0:424:LEU:N	2.32	0.62
1:0:462:VAL:O	1:0:465:ASP:OD1	2.18	0.62
2:1:95:GLN:OE1	2:1:147:LYS:HB3	1.98	0.62
2:1:141:TRP:CH2	2:1:223:ARG:HD3	2.35	0.62
2:1:296:MET:HA	2:1:296:MET:HE3	1.82	0.62
3:2:226:SER:O	3:2:230:VAL:HB	1.99	0.62

Continued on next page...

Continued from previous page...

Atom-1	Atom-2	Interatomic distance (Å)	Clash overlap (Å)
3:2:245:LEU:HD11	4:3:255:ILE:CG1	2.29	0.62
3:2:305:THR:HG1	3:2:401:TYR:HD2	1.48	0.62
3:2:410:LEU:O	3:2:414:PHE:CB	2.47	0.62
3:2:416:LEU:C	3:2:419:ILE:HG13	2.20	0.62
4:3:172:ILE:HA	4:3:188:ARG:HB3	1.81	0.62
4:3:182:GLU:O	4:3:218:PRO:HD2	1.99	0.62
3:A:279:LEU:HD13	3:A:282:MET:HB3	1.80	0.62
1:B:462:VAL:HB	1:B:463:PRO:HD3	1.81	0.62
2:C:266:ALA:HB2	3:D:251:LEU:HB3	1.81	0.62
3:D:35:LEU:HD12	3:D:54:VAL:HG11	1.74	0.62
3:D:135:PHE:CZ	3:D:273:LEU:HB3	2.35	0.62
3:D:167:LEU:HD21	3:D:178:MET:HB2	1.82	0.62
3:D:379:VAL:HG13	3:D:382:ILE:HD12	1.81	0.62
3:D:412:CYS:HA	3:D:415:MET:HE1	1.82	0.62
4:E:138:TRP:CH2	4:E:215:GLN:HG3	2.35	0.62
3:F:234:TYR:CG	3:F:410:LEU:HD21	2.35	0.62
3:F:376:ILE:HG23	3:F:380:LYS:CE	2.30	0.62
1:G:119:HIS:N	1:G:119:HIS:HD2	1.95	0.62
1:G:246:GLY:C	1:G:248:LYS:H	2.02	0.62
1:G:253:ILE:HD13	1:G:302:LEU:HD21	1.81	0.62
1:G:287:ILE:HA	1:G:290:LEU:CD1	2.29	0.62
2:H:33:ILE:HG12	2:H:62:TRP:CB	2.30	0.62
2:H:234:THR:N	2:H:235:PRO:HD2	2.15	0.62
3:I:27:HIS:O	3:I:28:PHE:HB2	1.99	0.62
4:J:143:LEU:HD12	4:J:143:LEU:H	1.63	0.62
4:J:261:GLN:NE2	4:J:296:ILE:HD11	2.13	0.62
4:J:456:LEU:HD22	4:J:456:LEU:O	2.00	0.62
3:K:176:TRP:HB3	3:K:209:ARG:HD2	1.80	0.62
3:K:376:ILE:HG23	3:K:380:LYS:CE	2.30	0.62
3:K:413:VAL:O	3:K:417:ILE:N	2.31	0.62
3:K:419:ILE:HG23	3:K:420:ILE:N	2.15	0.62
1:L:147:LYS:HG3	1:L:148:SER:H	1.65	0.62
1:L:162:LEU:HB2	1:L:174:MET:N	2.15	0.62
1:L:463:PRO:HB2	1:L:464:PRO:HD3	1.81	0.62
3:N:38:ILE:CD1	4:O:199:THR:HG21	2.30	0.62
3:N:135:PHE:CE1	3:N:273:LEU:HB2	2.35	0.62
3:N:186:HIS:CE1	3:N:187:TRP:O	2.53	0.62
3:N:303:PRO:HB2	3:N:400:LYS:NZ	2.13	0.62
3:P:100:PHE:HB3	3:P:103:VAL:CG2	2.30	0.62
1:Q:162:LEU:HB2	1:Q:174:MET:N	2.15	0.62
1:Q:287:ILE:HA	1:Q:290:LEU:CD1	2.29	0.62

Continued on next page...

Continued from previous page...

Atom-1	Atom-2	Interatomic distance (Å)	Clash overlap (Å)
2:R:312:PHE:CE1	2:R:456:LEU:CD1	2.74	0.62
3:S:135:PHE:O	3:S:210:ILE:HG13	2.00	0.62
3:S:135:PHE:CE1	3:S:273:LEU:HB2	2.35	0.62
4:T:86:LEU:HD13	4:T:103:TYR:HE1	1.63	0.62
3:U:282:MET:O	3:U:285:VAL:HG12	1.99	0.62
1:V:230:LEU:HA	1:V:233:ILE:CD1	2.29	0.62
1:V:287:ILE:HA	1:V:290:LEU:CD1	2.29	0.62
2:W:49:ASP:C	2:W:50:GLU:HG3	2.20	0.62
3:X:135:PHE:CD1	3:X:135:PHE:C	2.71	0.62
3:X:167:LEU:HD21	3:X:178:MET:HB2	1.82	0.62
3:X:240:GLY:C	3:X:242:LYS:H	2.02	0.62
3:X:412:CYS:HA	3:X:415:MET:HE1	1.82	0.62
4:Y:1:ASN:ND2	4:Y:69:SER:H	1.96	0.62
4:Y:68:THR:HG23	4:Y:72:GLU:OE1	2.00	0.62
3:Z:20:ARG:O	3:Z:22:VAL:N	2.31	0.62
3:Z:376:ILE:HG23	3:Z:380:LYS:CE	2.30	0.62
1:0:1:SER:O	1:0:3:MET:N	2.33	0.61
1:0:147:LYS:NZ	1:0:205:GLU:OE2	2.29	0.61
3:A:35:LEU:O	3:A:164:ARG:CZ	2.48	0.61
3:A:57:ARG:HD3	3:A:161:GLU:CG	2.29	0.61
3:A:67:TRP:CD1	3:A:71:ASP:HB3	2.34	0.61
1:B:132:VAL:O	1:B:279:ILE:HA	1.99	0.61
2:C:43:ILE:HD12	2:C:43:ILE:N	2.15	0.61
2:C:108:CYS:HB3	2:C:122:PRO:HG3	1.81	0.61
2:C:155:ALA:HB2	2:C:211:ASN:CA	2.28	0.61
2:C:160:MET:N	2:C:213:GLN:HB2	2.15	0.61
2:C:480:ARG:N	2:C:481:PRO:HD2	2.15	0.61
3:D:283:ILE:CA	3:D:286:ILE:HD12	2.26	0.61
3:D:416:LEU:C	3:D:419:ILE:HG13	2.20	0.61
4:E:86:LEU:HD13	4:E:103:TYR:HE1	1.63	0.61
3:F:35:LEU:O	3:F:164:ARG:CZ	2.48	0.61
3:F:41:ILE:HG12	3:F:51:GLU:HB3	1.81	0.61
1:G:34:GLY:C	1:G:35:LEU:HD23	2.20	0.61
1:G:409:LYS:CG	2:H:426:THR:HG21	2.30	0.61
2:H:43:ILE:HD12	2:H:43:ILE:N	2.15	0.61
2:H:58:MET:HG3	2:H:92:ILE:HD12	1.82	0.61
3:I:80:LEU:O	3:I:108:LEU:HB3	2.00	0.61
3:I:130:ILE:HB	3:I:134:HIS:CB	2.30	0.61
3:I:230:VAL:HG22	3:I:234:TYR:CE1	2.34	0.61
3:I:280:PHE:N	3:I:280:PHE:CD1	2.67	0.61
3:I:379:VAL:HG13	3:I:382:ILE:HD12	1.81	0.61

Continued on next page...

Continued from previous page...

Atom-1	Atom-2	Interatomic distance (Å)	Clash overlap (Å)
3:K:20:ARG:O	3:K:22:VAL:N	2.31	0.61
3:K:95:ASN:O	3:K:96:ALA:HB3	1.99	0.61
3:K:280:PHE:O	3:K:284:PHE:CG	2.53	0.61
1:L:109:LEU:HB3	1:L:117:SER:CB	2.30	0.61
1:L:409:LYS:CG	2:M:426:THR:HG21	2.30	0.61
2:M:108:CYS:HB3	2:M:122:PRO:HG3	1.81	0.61
2:M:425:SER:O	2:M:429:ILE:HG23	2.00	0.61
4:O:1:ASN:HD22	4:O:69:SER:CB	2.11	0.61
3:P:229:THR:O	3:P:232:VAL:HB	1.99	0.61
3:P:432:GLU:OE1	3:P:435:GLN:NE2	2.33	0.61
1:Q:147:LYS:NZ	1:Q:205:GLU:OE2	2.29	0.61
1:Q:218:LEU:CD1	1:Q:221:ILE:HD11	2.28	0.61
1:Q:242:PRO:HG2	1:Q:243:PRO:HD2	1.82	0.61
2:R:7:LEU:O	2:R:10:ASP:HB2	1.99	0.61
2:R:50:GLU:HA	2:R:132:ILE:HD13	1.82	0.61
2:R:159:SER:HA	2:R:213:GLN:HG2	1.80	0.61
2:R:266:ALA:HB2	3:S:251:LEU:HB3	1.81	0.61
3:S:379:VAL:HG13	3:S:382:ILE:HD12	1.81	0.61
4:T:140:ASN:OD1	4:T:211:PHE:HB3	2.00	0.61
4:T:144:VAL:HG12	4:T:209:ILE:CA	2.29	0.61
3:U:35:LEU:O	3:U:164:ARG:CZ	2.49	0.61
1:V:9:SER:CA	1:V:12:PHE:CE1	2.78	0.61
1:V:40:LEU:HB2	1:V:52:THR:HG23	1.82	0.61
1:V:162:LEU:HB2	1:V:174:MET:N	2.15	0.61
1:V:242:PRO:HG2	1:V:243:PRO:HD2	1.82	0.61
1:V:409:LYS:CG	2:W:426:THR:HG21	2.30	0.61
1:V:462:VAL:HB	1:V:463:PRO:HD3	1.81	0.61
2:W:42:LEU:CD2	2:W:190:TRP:HH2	2.13	0.61
2:W:42:LEU:CD1	2:W:190:TRP:HZ2	2.11	0.61
2:W:269:VAL:HA	2:W:272:LEU:CD1	2.29	0.61
3:X:235:LEU:O	3:X:239:SER:N	2.31	0.61
3:X:379:VAL:HG13	3:X:382:ILE:HD12	1.81	0.61
4:Y:456:LEU:O	4:Y:456:LEU:HD22	2.00	0.61
3:Z:389:ASP:O	3:Z:392:SER:HB3	1.99	0.61
1:0:462:VAL:HB	1:0:463:PRO:HD3	1.81	0.61
3:2:37:LEU:HD13	3:2:54:VAL:HG13	1.82	0.61
3:2:199:LEU:C	3:2:200:ASP:OD1	2.39	0.61
4:3:31:THR:CB	4:3:58:GLN:HB2	2.30	0.61
4:3:136:PHE:CD1	4:3:285:TYR:OH	2.48	0.61
3:A:34:GLY:HA3	3:A:57:ARG:HG2	1.81	0.61
3:A:100:PHE:HB3	3:A:103:VAL:CG2	2.30	0.61

Continued on next page...

Continued from previous page...

Atom-1	Atom-2	Interatomic distance (Å)	Clash overlap (Å)
3:A:216:VAL:HG13	3:A:220:ILE:HD11	1.82	0.61
3:A:376:ILE:HG23	3:A:380:LYS:CE	2.30	0.61
2:C:472:ILE:CA	2:C:475:MET:HB3	2.26	0.61
3:D:233:PHE:HD1	3:D:409:ILE:HD12	1.64	0.61
3:D:294:VAL:O	3:D:298:THR:N	2.27	0.61
3:F:89:ASP:O	3:F:89:ASP:OD1	2.18	0.61
3:F:157:SER:HB2	3:F:199:LEU:CD1	2.30	0.61
3:F:224:LEU:CG	3:F:225:PHE:N	2.58	0.61
3:F:300:HIS:CA	3:F:306:HIS:O	2.47	0.61
1:G:37:LEU:HD23	1:G:179:ALA:O	2.00	0.61
1:G:88:PRO:HB2	1:G:90:ILE:CG1	2.30	0.61
1:G:287:ILE:HA	1:G:290:LEU:HB2	1.81	0.61
1:G:434:VAL:CG1	1:G:438:LEU:HD12	2.29	0.61
2:H:159:SER:HA	2:H:213:GLN:HG2	1.80	0.61
3:I:1:SER:O	3:I:3:HIS:N	2.32	0.61
3:I:135:PHE:CE1	3:I:273:LEU:HB2	2.35	0.61
3:I:233:PHE:HD1	3:I:409:ILE:HD12	1.64	0.61
3:K:146:LEU:HD12	3:K:146:LEU:N	2.14	0.61
1:L:1:SER:O	1:L:3:MET:N	2.33	0.61
2:M:270:PHE:CD1	2:M:270:PHE:N	2.66	0.61
2:M:305:ASN:O	2:M:309:VAL:N	2.32	0.61
3:N:102:ILE:CD1	4:O:98:GLN:HE21	2.12	0.61
4:O:103:TYR:C	4:O:104:TYR:HD1	2.02	0.61
4:O:223:ILE:HA	4:O:226:ILE:HB	1.82	0.61
3:P:280:PHE:O	3:P:284:PHE:CG	2.53	0.61
3:P:419:ILE:HG23	3:P:420:ILE:N	2.15	0.61
1:Q:35:LEU:CD2	1:Q:56:LEU:HA	2.31	0.61
1:Q:289:ILE:HG22	1:Q:293:PHE:CZ	2.35	0.61
2:R:12:LEU:HB2	2:R:16:LYS:CG	2.29	0.61
2:R:33:ILE:HD11	2:R:88:TRP:CZ3	2.34	0.61
2:R:35:LEU:HD21	2:R:37:LEU:CD2	2.30	0.61
2:R:144:CYS:N	2:R:219:LEU:O	2.30	0.61
2:R:180:ASP:CB	2:R:219:LEU:HD13	2.31	0.61
2:R:266:ALA:O	2:R:270:PHE:CG	2.53	0.61
3:S:233:PHE:HD1	3:S:409:ILE:HD12	1.64	0.61
3:S:242:LYS:HD2	3:S:245:LEU:CD1	2.27	0.61
3:S:245:LEU:CD1	4:T:255:ILE:HG13	2.30	0.61
3:S:298:THR:HG23	3:S:301:ARG:HD3	1.80	0.61
4:T:213:ILE:O	4:T:213:ILE:HG23	2.01	0.61
2:W:35:LEU:HD21	2:W:37:LEU:CD2	2.30	0.61
2:W:144:CYS:N	2:W:219:LEU:O	2.30	0.61

Continued on next page...

Continued from previous page...

Atom-1	Atom-2	Interatomic distance (Å)	Clash overlap (Å)
2:W:180:ASP:CB	2:W:219:LEU:HD13	2.31	0.61
2:W:480:ARG:N	2:W:481:PRO:HD2	2.15	0.61
3:X:245:LEU:CD1	4:Y:255:ILE:HG13	2.30	0.61
4:Y:44:GLU:CD	4:Y:129:ILE:CB	2.66	0.61
1:O:104:LEU:HA	1:O:118:TRP:CH2	2.35	0.61
1:O:409:LYS:O	1:O:412:ALA:HB3	2.01	0.61
2:1:2:ASN:HB3	2:1:72:SER:HB3	1.81	0.61
2:1:276:GLN:C	2:1:279:PRO:HD2	2.21	0.61
2:1:434:LYS:CD	2:1:435:GLU:CG	2.70	0.61
3:2:135:PHE:CD1	3:2:135:PHE:C	2.72	0.61
4:3:140:ASN:OD1	4:3:211:PHE:HB3	2.00	0.61
3:A:17:LYS:HZ1	3:A:83:ASP:HB3	1.65	0.61
3:A:110:LEU:HD11	3:A:114:GLY:HA2	1.82	0.61
3:A:234:TYR:CG	3:A:410:LEU:HD21	2.35	0.61
1:B:28:LYS:HE2	1:B:154:SER:O	2.00	0.61
1:B:130:ILE:HD12	1:B:134:TYR:CD2	2.35	0.61
1:B:409:LYS:O	1:B:412:ALA:HB3	2.01	0.61
3:D:89:ASP:OD2	3:D:149:TRP:CD1	2.54	0.61
3:D:135:PHE:CD1	3:D:135:PHE:C	2.72	0.61
3:D:382:ILE:O	3:D:386:MET:HG2	2.00	0.61
4:E:62:TYR:HD1	4:E:62:TYR:O	1.82	0.61
4:E:144:VAL:HG12	4:E:209:ILE:CA	2.29	0.61
4:E:172:ILE:HA	4:E:188:ARG:HB3	1.81	0.61
3:F:20:ARG:O	3:F:22:VAL:N	2.31	0.61
2:H:35:LEU:HD21	2:H:37:LEU:CD2	2.30	0.61
2:H:38:THR:CG2	2:H:57:TRP:CZ3	2.83	0.61
2:H:206:PHE:CD1	2:H:206:PHE:C	2.74	0.61
3:I:416:LEU:C	3:I:419:ILE:HG13	2.20	0.61
4:J:94:ASN:HB3	4:J:125:SER:CB	2.26	0.61
4:J:247:GLY:N	4:J:250:LYS:NZ	2.45	0.61
4:J:309:ARG:HD2	4:J:310:THR:N	2.16	0.61
1:L:189:GLU:O	1:L:190:HIS:CG	2.52	0.61
2:M:141:TRP:CH2	2:M:223:ARG:HD3	2.35	0.61
2:M:276:GLN:C	2:M:279:PRO:HD2	2.20	0.61
4:O:162:GLU:CG	4:O:190:ALA:O	2.48	0.61
3:P:48:GLN:OE1	3:P:130:ILE:HD12	2.00	0.61
3:P:76:LYS:HG3	3:P:112:TYR:CD2	2.36	0.61
3:P:124:PHE:CD1	3:P:124:PHE:C	2.73	0.61
1:Q:130:ILE:HD12	1:Q:134:TYR:CD2	2.35	0.61
1:Q:189:GLU:O	1:Q:190:HIS:CG	2.52	0.61
1:Q:242:PRO:HD3	1:Q:248:LYS:HE3	1.81	0.61

Continued on next page...

Continued from previous page...

Atom-1	Atom-2	Interatomic distance (Å)	Clash overlap (Å)
1:Q:434:VAL:CG1	1:Q:438:LEU:HD12	2.29	0.61
2:R:160:MET:N	2:R:213:GLN:HB2	2.15	0.61
2:R:295:ILE:O	2:R:299:VAL:HG23	2.00	0.61
3:S:186:HIS:CE1	3:S:187:TRP:O	2.53	0.61
3:S:264:ILE:CB	3:S:265:PRO:HD3	2.29	0.61
4:T:50:THR:HA	4:T:123:TYR:O	2.00	0.61
4:T:59:TRP:CZ2	4:T:115:MET:CB	2.84	0.61
4:T:456:LEU:O	4:T:456:LEU:HD22	2.00	0.61
3:U:216:VAL:HG13	3:U:220:ILE:HD11	1.82	0.61
1:V:34:GLY:C	1:V:35:LEU:HD23	2.20	0.61
1:V:104:LEU:HD12	1:V:118:TRP:CH2	2.34	0.61
1:V:136:PRO:CB	1:V:280:ILE:HD11	2.30	0.61
1:V:289:ILE:HG22	1:V:293:PHE:CZ	2.36	0.61
2:W:2:ASN:HB3	2:W:72:SER:HB3	1.81	0.61
2:W:38:THR:CG2	2:W:57:TRP:CZ3	2.83	0.61
2:W:58:MET:HE3	2:W:122:PRO:HD2	1.82	0.61
2:W:160:MET:N	2:W:213:GLN:HB2	2.15	0.61
3:X:37:LEU:HD13	3:X:54:VAL:HG13	1.82	0.61
3:X:89:ASP:OD2	3:X:149:TRP:CD1	2.54	0.61
3:X:245:LEU:HD11	4:Y:255:ILE:CG1	2.29	0.61
4:Y:31:THR:CB	4:Y:58:GLN:HB2	2.30	0.61
4:Y:50:THR:HA	4:Y:123:TYR:O	2.00	0.61
4:Y:117:TRP:CD1	4:Y:119:PRO:HD3	2.35	0.61
4:Y:235:LEU:O	4:Y:238:LEU:HB2	1.99	0.61
1:0:37:LEU:HD23	1:0:179:ALA:O	2.00	0.61
1:0:132:VAL:O	1:0:279:ILE:HA	1.99	0.61
1:0:279:ILE:HG22	1:0:280:ILE:CD1	2.25	0.61
1:0:434:VAL:CG1	1:0:438:LEU:HD12	2.29	0.61
2:1:42:LEU:CD2	2:1:190:TRP:HH2	2.13	0.61
2:1:241:PHE:O	2:1:245:LEU:CG	2.44	0.61
2:1:480:ARG:N	2:1:481:PRO:HD2	2.15	0.61
3:2:167:LEU:HD21	3:2:178:MET:HB2	1.82	0.61
4:3:310:THR:OG1	4:3:313:THR:CG2	2.48	0.61
3:A:380:LYS:HB3	1:B:408:ILE:CD1	2.28	0.61
1:B:88:PRO:HB2	1:B:90:ILE:CG1	2.30	0.61
1:B:162:LEU:HB2	1:B:174:MET:N	2.15	0.61
2:C:38:THR:CG2	2:C:57:TRP:CZ3	2.83	0.61
2:C:63:TYR:HA	2:C:117:TYR:HA	1.83	0.61
2:C:425:SER:O	2:C:429:ILE:HG23	2.00	0.61
3:D:37:LEU:HD13	3:D:54:VAL:HG13	1.82	0.61
3:D:38:ILE:CD1	4:E:199:THR:HG21	2.30	0.61

Continued on next page...

Continued from previous page...

Atom-1	Atom-2	Interatomic distance (Å)	Clash overlap (Å)
3:D:80:LEU:O	3:D:108:LEU:HB3	2.00	0.61
3:D:135:PHE:O	3:D:210:ILE:HG13	2.00	0.61
3:D:419:ILE:HD12	3:D:420:ILE:CG2	2.29	0.61
4:E:23:THR:HG22	4:E:24:LEU:N	2.15	0.61
3:F:1:SER:O	3:F:3:HIS:N	2.34	0.61
1:G:198:ARG:CG	1:G:198:ARG:NH1	2.59	0.61
1:G:242:PRO:HG2	1:G:243:PRO:HD2	1.82	0.61
1:G:409:LYS:O	1:G:412:ALA:HB3	2.00	0.61
2:H:155:ALA:HB2	2:H:211:ASN:CA	2.28	0.61
2:H:295:ILE:O	2:H:299:VAL:HG23	2.00	0.61
2:H:425:SER:O	2:H:429:ILE:HG23	2.01	0.61
3:I:408:HIS:O	3:I:412:CYS:N	2.24	0.61
4:J:32:LEU:HA	4:J:56:GLU:O	2.01	0.61
4:J:50:THR:HA	4:J:123:TYR:O	2.00	0.61
4:J:140:ASN:OD1	4:J:211:PHE:HB3	2.00	0.61
4:J:462:THR:O	4:J:466:PHE:HB3	2.00	0.61
1:L:24:THR:HG22	1:L:25:VAL:N	2.07	0.61
1:L:104:LEU:HA	1:L:118:TRP:CH2	2.35	0.61
2:M:63:TYR:HA	2:M:117:TYR:HA	1.83	0.61
3:N:80:LEU:O	3:N:108:LEU:HB3	2.00	0.61
3:N:89:ASP:OD2	3:N:149:TRP:CD1	2.54	0.61
4:O:213:ILE:HG23	4:O:213:ILE:O	2.01	0.61
4:O:418:ALA:HA	4:O:421:PHE:CD2	2.36	0.61
3:P:67:TRP:CD1	3:P:71:ASP:HB3	2.34	0.61
1:Q:20:ARG:H	1:Q:20:ARG:CD	2.03	0.61
1:Q:37:LEU:HD23	1:Q:179:ALA:O	2.00	0.61
2:R:38:THR:CG2	2:R:57:TRP:CZ3	2.83	0.61
3:S:80:LEU:O	3:S:108:LEU:HB3	2.00	0.61
3:S:89:ASP:OD2	3:S:149:TRP:CD1	2.54	0.61
3:S:235:LEU:O	3:S:239:SER:N	2.31	0.61
4:T:32:LEU:HA	4:T:56:GLU:O	2.01	0.61
4:T:152:ALA:N	4:T:205:PHE:HA	2.15	0.61
4:T:418:ALA:HA	4:T:421:PHE:CD2	2.36	0.61
3:U:229:THR:O	3:U:232:VAL:HB	1.99	0.61
3:U:280:PHE:O	3:U:284:PHE:CG	2.53	0.61
1:V:35:LEU:CD2	1:V:56:LEU:HA	2.31	0.61
1:V:88:PRO:HB2	1:V:90:ILE:CG1	2.30	0.61
1:V:198:ARG:CG	1:V:198:ARG:NH1	2.59	0.61
1:V:267:ALA:O	1:V:271:PRO:CD	2.46	0.61
2:W:50:GLU:HA	2:W:132:ILE:HD13	1.82	0.61
2:W:141:TRP:CH2	2:W:223:ARG:HD3	2.35	0.61

Continued on next page...

Continued from previous page...

Atom-1	Atom-2	Interatomic distance (Å)	Clash overlap (Å)
2:W:147:LYS:HE2	2:W:216:THR:HG23	1.83	0.61
2:W:266:ALA:HB2	3:X:251:LEU:HB3	1.81	0.61
3:X:45:GLU:OE2	3:X:135:PHE:HB3	2.00	0.61
3:X:112:TYR:HD1	3:X:113:THR:H	1.47	0.61
4:Y:213:ILE:O	4:Y:213:ILE:HG23	2.01	0.61
3:Z:227:PHE:O	3:Z:231:LEU:N	2.34	0.61
3:Z:419:ILE:HG23	3:Z:420:ILE:N	2.15	0.61
1:O:16:ASN:OD1	1:O:18:LYS:NZ	2.23	0.61
1:O:235:ALA:C	1:O:239:PHE:CE2	2.74	0.61
2:1:42:LEU:CD1	2:1:190:TRP:HZ2	2.11	0.61
2:1:69:TRP:CZ2	2:1:112:VAL:CG1	2.69	0.61
2:1:154:ASN:CB	2:1:211:ASN:HB3	2.23	0.61
2:1:180:ASP:CB	2:1:219:LEU:HD13	2.30	0.61
2:1:228:TYR:HD1	2:1:229:VAL:H	1.47	0.61
3:2:382:ILE:O	3:2:386:MET:HG2	2.00	0.61
3:2:416:LEU:HA	3:2:419:ILE:HG12	1.80	0.61
4:3:172:ILE:CG2	4:3:174:PRO:HG2	2.30	0.61
4:3:309:ARG:HD2	4:3:310:THR:N	2.16	0.61
3:A:48:GLN:OE1	3:A:130:ILE:HD12	2.00	0.61
3:A:227:PHE:O	3:A:231:LEU:HG	2.00	0.61
3:A:255:VAL:HG23	4:E:264:PHE:CE1	2.34	0.61
3:A:280:PHE:O	3:A:284:PHE:CG	2.53	0.61
1:B:289:ILE:HG22	1:B:293:PHE:CZ	2.36	0.61
1:B:420:GLU:O	1:B:424:LEU:N	2.32	0.61
1:B:463:PRO:HB2	1:B:464:PRO:HD3	1.81	0.61
2:C:2:ASN:HB3	2:C:72:SER:HB3	1.81	0.61
2:C:50:GLU:HA	2:C:132:ILE:HD13	1.82	0.61
2:C:180:ASP:CB	2:C:219:LEU:HD13	2.31	0.61
2:C:223:ARG:CG	2:C:224:LYS:N	2.62	0.61
3:D:112:TYR:HD1	3:D:113:THR:H	1.47	0.61
3:D:130:ILE:HB	3:D:134:HIS:CB	2.30	0.61
3:D:199:LEU:C	3:D:200:ASP:OD1	2.39	0.61
3:D:230:VAL:HG22	3:D:234:TYR:CE1	2.34	0.61
3:D:245:LEU:HD21	4:E:255:ILE:CG1	2.30	0.61
3:D:264:ILE:CB	3:D:265:PRO:CD	2.78	0.61
4:E:31:THR:CB	4:E:58:GLN:HB2	2.30	0.61
4:E:32:LEU:HA	4:E:56:GLU:O	2.01	0.61
3:F:176:TRP:HB3	3:F:209:ARG:HD2	1.81	0.61
3:F:252:SER:OG	1:G:257:LEU:CD2	2.48	0.61
1:G:135:PHE:H	1:G:279:ILE:HG21	1.64	0.61
1:G:163:ASP:HB3	1:G:193:SER:OG	2.01	0.61

Continued on next page...

Continued from previous page...

Atom-1	Atom-2	Interatomic distance (Å)	Clash overlap (Å)
1:G:249:MET:SD	1:G:250:SER:N	2.69	0.61
1:G:267:ALA:O	1:G:271:PRO:CD	2.46	0.61
1:G:301:VAL:O	1:G:304:LEU:HB3	2.01	0.61
1:G:420:GLU:O	1:G:424:LEU:N	2.32	0.61
2:H:181:PRO:HD3	2:H:192:ILE:CG2	2.31	0.61
3:I:38:ILE:CD1	4:J:199:THR:HG21	2.30	0.61
3:I:89:ASP:OD2	3:I:149:TRP:CD1	2.54	0.61
4:J:100:GLU:OE2	4:J:122:ILE:O	2.19	0.61
4:J:255:ILE:HD11	4:J:304:LEU:CD1	2.28	0.61
4:J:437:GLU:O	4:J:441:LEU:HG	2.01	0.61
4:J:472:ASN:O	4:J:476:GLU:CG	2.46	0.61
3:K:89:ASP:O	3:K:89:ASP:OD1	2.18	0.61
3:K:157:SER:HB2	3:K:199:LEU:CD1	2.30	0.61
3:K:242:LYS:CD	1:L:312:HIS:ND1	2.62	0.61
1:L:46:LYS:CG	1:L:278:PRO:HD2	2.31	0.61
1:L:97:ASP:OD2	1:L:127:SER:HB2	1.99	0.61
2:M:17:TYR:CE1	2:M:18:ASN:O	2.54	0.61
2:M:295:ILE:O	2:M:299:VAL:HG23	2.00	0.61
3:N:36:GLN:HE21	3:N:38:ILE:HG13	1.65	0.61
3:N:416:LEU:HA	3:N:419:ILE:HG12	1.80	0.61
4:O:32:LEU:HA	4:O:56:GLU:O	2.01	0.61
4:O:117:TRP:CD1	4:O:119:PRO:HD3	2.35	0.61
4:O:172:ILE:CG2	4:O:174:PRO:HG2	2.30	0.61
3:P:247:ILE:HG23	3:P:248:SER:N	2.16	0.61
3:P:265:PRO:O	3:P:269:SER:N	2.33	0.61
1:Q:109:LEU:HB3	1:Q:117:SER:CB	2.30	0.61
1:Q:249:MET:SD	1:Q:250:SER:N	2.69	0.61
1:Q:301:VAL:O	1:Q:304:LEU:HB3	2.01	0.61
3:S:37:LEU:HD13	3:S:54:VAL:HG13	1.82	0.61
3:U:227:PHE:O	3:U:231:LEU:HG	2.00	0.61
1:V:301:VAL:O	1:V:304:LEU:HB3	2.01	0.61
2:W:155:ALA:HB2	2:W:211:ASN:CA	2.28	0.61
2:W:159:SER:HA	2:W:213:GLN:HG2	1.80	0.61
2:W:276:GLN:C	2:W:279:PRO:HD2	2.20	0.61
3:X:135:PHE:O	3:X:210:ILE:HG13	2.00	0.61
3:X:382:ILE:O	3:X:386:MET:HG2	2.01	0.61
4:Y:32:LEU:HA	4:Y:56:GLU:O	2.01	0.61
4:Y:265:LEU:HD21	4:Y:296:ILE:CD1	2.11	0.61
3:Z:280:PHE:O	3:Z:284:PHE:CG	2.53	0.61
3:Z:432:GLU:OE1	3:Z:435:GLN:NE2	2.33	0.61
1:O:130:ILE:HD12	1:O:134:TYR:CD2	2.35	0.61

Continued on next page...

Continued from previous page...

Atom-1	Atom-2	Interatomic distance (Å)	Clash overlap (Å)
1:0:189:GLU:O	1:0:190:HIS:CG	2.52	0.61
1:0:289:ILE:HG22	1:0:293:PHE:CZ	2.36	0.61
2:1:181:PRO:HD3	2:1:192:ILE:CG2	2.31	0.61
2:1:234:THR:N	2:1:235:PRO:HD2	2.15	0.61
4:3:262:THR:CA	4:3:265:LEU:HB2	2.30	0.61
3:A:408:HIS:O	3:A:412:CYS:N	2.33	0.61
1:B:34:GLY:C	1:B:35:LEU:HD23	2.20	0.61
1:B:104:LEU:HD12	1:B:118:TRP:CH2	2.34	0.61
1:B:434:VAL:CG1	1:B:438:LEU:HD12	2.29	0.61
2:C:11:LEU:O	2:C:16:LYS:HB2	2.01	0.61
2:C:58:MET:HG3	2:C:92:ILE:HD12	1.82	0.61
3:D:225:PHE:O	3:D:229:THR:HG23	2.01	0.61
4:E:147:SER:O	4:E:205:PHE:CE2	2.52	0.61
4:E:246:ALA:CB	4:E:250:LYS:HG3	2.24	0.61
1:G:189:GLU:O	1:G:190:HIS:CG	2.52	0.61
2:H:49:ASP:C	2:H:50:GLU:HG3	2.20	0.61
2:H:50:GLU:HA	2:H:132:ILE:HD13	1.82	0.61
2:H:63:TYR:HA	2:H:117:TYR:HA	1.83	0.61
3:I:135:PHE:O	3:I:210:ILE:HG13	2.00	0.61
3:I:135:PHE:CZ	3:I:273:LEU:HB3	2.35	0.61
4:J:60:ASN:N	4:J:60:ASN:ND2	2.49	0.61
4:J:68:THR:HG23	4:J:72:GLU:OE1	2.00	0.61
4:J:138:TRP:CH2	4:J:215:GLN:HG3	2.34	0.61
4:J:172:ILE:CG2	4:J:174:PRO:HG2	2.30	0.61
1:L:95:ASN:HB3	1:L:126:SER:CB	2.18	0.61
1:L:253:ILE:HD13	1:L:302:LEU:HD21	1.81	0.61
1:L:462:VAL:HB	1:L:463:PRO:HD3	1.81	0.61
2:M:33:ILE:HG12	2:M:62:TRP:CB	2.30	0.61
2:M:35:LEU:HD21	2:M:37:LEU:CD2	2.30	0.61
2:M:38:THR:CG2	2:M:57:TRP:CZ3	2.83	0.61
2:M:154:ASN:CB	2:M:211:ASN:HB3	2.23	0.61
2:M:181:PRO:HD3	2:M:192:ILE:CG2	2.30	0.61
2:M:288:ILE:HD11	2:M:290:LYS:HE3	1.83	0.61
4:O:140:ASN:OD1	4:O:211:PHE:HB3	2.00	0.61
3:P:57:ARG:HD3	3:P:161:GLU:CG	2.29	0.61
1:Q:136:PRO:CB	1:Q:280:ILE:HD11	2.30	0.61
1:Q:409:LYS:CG	2:R:426:THR:HG21	2.30	0.61
1:Q:462:VAL:O	1:Q:465:ASP:OD1	2.18	0.61
2:R:55:ASN:HA	2:R:124:ALA:O	2.01	0.61
2:R:147:LYS:HE2	2:R:216:THR:HG23	1.83	0.61
2:R:155:ALA:HB2	2:R:211:ASN:CA	2.28	0.61

Continued on next page...

Continued from previous page...

Atom-1	Atom-2	Interatomic distance (Å)	Clash overlap (Å)
2:R:223:ARG:CG	2:R:224:LYS:N	2.62	0.61
2:R:276:GLN:C	2:R:279:PRO:HD2	2.20	0.61
3:S:32:THR:HB	3:S:59:GLN:CB	2.24	0.61
3:S:130:ILE:HB	3:S:134:HIS:CB	2.30	0.61
3:S:408:HIS:O	3:S:412:CYS:N	2.24	0.61
4:T:470:HIS:CE1	4:T:474:VAL:CG2	2.75	0.61
3:U:413:VAL:O	3:U:417:ILE:N	2.31	0.61
1:V:109:LEU:HB3	1:V:117:SER:CB	2.30	0.61
1:V:235:ALA:C	1:V:239:PHE:CE2	2.74	0.61
1:V:238:VAL:HG13	1:V:248:LYS:HZ2	1.62	0.61
1:V:249:MET:SD	1:V:250:SER:N	2.69	0.61
2:W:17:TYR:CE1	2:W:18:ASN:O	2.54	0.61
2:W:295:ILE:O	2:W:299:VAL:HG23	2.00	0.61
4:Y:59:TRP:CZ2	4:Y:115:MET:CB	2.84	0.61
4:Y:136:PHE:CE1	4:Y:285:TYR:OH	2.42	0.61
3:Z:128:CYS:HB3	3:Z:144:MET:HE1	1.79	0.61
1:O:35:LEU:CD2	1:O:56:LEU:HA	2.31	0.61
1:O:46:LYS:HG3	1:O:278:PRO:CG	2.31	0.61
1:O:463:PRO:HB2	1:O:464:PRO:HD3	1.81	0.61
2:1:11:LEU:O	2:1:16:LYS:HB2	2.01	0.61
2:1:49:ASP:C	2:1:50:GLU:HG3	2.20	0.61
2:1:162:LEU:HD12	2:1:199:LYS:N	2.16	0.61
2:1:288:ILE:HD11	2:1:290:LYS:HE3	1.83	0.61
3:2:249:VAL:HG13	4:3:259:LEU:CD2	2.25	0.61
4:3:138:TRP:CH2	4:3:215:GLN:HG3	2.35	0.61
4:3:247:GLY:N	4:3:250:LYS:HG3	2.16	0.61
3:A:95:ASN:O	3:A:96:ALA:HB3	1.99	0.61
3:A:419:ILE:HG23	3:A:420:ILE:N	2.15	0.61
3:A:430:LEU:O	3:A:433:LEU:HB3	2.01	0.61
1:B:35:LEU:CD2	1:B:56:LEU:HA	2.31	0.61
1:B:104:LEU:HA	1:B:118:TRP:CH2	2.35	0.61
1:B:242:PRO:HG2	1:B:243:PRO:HD2	1.83	0.61
2:C:12:LEU:HB2	2:C:16:LYS:CG	2.29	0.61
2:C:35:LEU:HD21	2:C:37:LEU:CD2	2.30	0.61
2:C:206:PHE:CD1	2:C:206:PHE:C	2.74	0.61
4:E:162:GLU:CG	4:E:190:ALA:O	2.48	0.61
4:E:172:ILE:CG2	4:E:174:PRO:HG2	2.30	0.61
3:F:296:ILE:CA	3:F:299:HIS:HB2	2.17	0.61
1:G:35:LEU:CD2	1:G:56:LEU:HA	2.31	0.61
1:G:39:SER:HA	1:G:179:ALA:O	2.01	0.61
1:G:40:LEU:HB2	1:G:52:THR:HG23	1.82	0.61

Continued on next page...

Continued from previous page...

Atom-1	Atom-2	Interatomic distance (Å)	Clash overlap (Å)
1:G:46:LYS:HG3	1:G:278:PRO:CG	2.31	0.61
1:G:95:ASN:HB3	1:G:126:SER:CB	2.18	0.61
1:G:258:ALA:O	1:G:262:PHE:CD1	2.54	0.61
1:G:279:ILE:CG2	1:G:280:ILE:N	2.48	0.61
2:H:232:PHE:C	2:H:235:PRO:HD2	2.21	0.61
2:H:276:GLN:C	2:H:279:PRO:HD2	2.20	0.61
3:I:291:VAL:HG12	3:I:295:VAL:HG11	1.83	0.61
3:I:298:THR:HG23	3:I:301:ARG:HD3	1.80	0.61
4:J:62:TYR:HD1	4:J:62:TYR:O	1.82	0.61
4:J:152:ALA:N	4:J:205:PHE:HA	2.15	0.61
3:K:110:LEU:HD11	3:K:114:GLY:HA2	1.82	0.61
3:K:300:HIS:CA	3:K:306:HIS:O	2.47	0.61
3:K:382:ILE:O	3:K:386:MET:CE	2.47	0.61
1:L:28:LYS:HE2	1:L:154:SER:O	2.00	0.61
1:L:130:ILE:HD12	1:L:134:TYR:CD2	2.35	0.61
1:L:242:PRO:HD3	1:L:248:LYS:HE3	1.81	0.61
2:M:2:ASN:HB3	2:M:72:SER:HB3	1.81	0.61
2:M:206:PHE:CD1	2:M:206:PHE:C	2.74	0.61
3:N:167:LEU:HD21	3:N:178:MET:HB2	1.82	0.61
3:N:382:ILE:O	3:N:386:MET:HG2	2.01	0.61
3:P:136:PRO:CA	3:P:277:TYR:OH	2.48	0.61
3:P:376:ILE:HG23	3:P:380:LYS:CE	2.30	0.61
1:Q:135:PHE:H	1:Q:279:ILE:HG21	1.64	0.61
1:Q:463:PRO:HB2	1:Q:464:PRO:HD3	1.82	0.61
2:R:480:ARG:N	2:R:481:PRO:HD2	2.15	0.61
3:S:40:LEU:HD22	3:S:52:THR:HG1	1.66	0.61
3:S:112:TYR:HD1	3:S:113:THR:H	1.47	0.61
3:S:135:PHE:CZ	3:S:273:LEU:HB3	2.35	0.61
4:T:34:LEU:HD12	4:T:210:PHE:HE2	1.59	0.61
4:T:309:ARG:HD2	4:T:310:THR:N	2.16	0.61
4:T:437:GLU:O	4:T:441:LEU:HG	2.01	0.61
4:T:462:THR:O	4:T:466:PHE:HB3	2.00	0.61
3:U:48:GLN:OE1	3:U:130:ILE:HD12	2.00	0.61
3:U:100:PHE:HB3	3:U:103:VAL:CG2	2.30	0.61
3:U:265:PRO:O	3:U:269:SER:N	2.33	0.61
1:V:409:LYS:O	1:V:412:ALA:HB3	2.01	0.61
1:V:434:VAL:CG1	1:V:438:LEU:HD12	2.29	0.61
2:W:181:PRO:HD3	2:W:192:ILE:CG2	2.30	0.61
2:W:425:SER:O	2:W:429:ILE:HG23	2.00	0.61
2:W:451:GLN:O	2:W:455:ARG:NH1	2.34	0.61
3:X:416:LEU:HA	3:X:419:ILE:HG12	1.80	0.61

Continued on next page...

Continued from previous page...

Atom-1	Atom-2	Interatomic distance (Å)	Clash overlap (Å)
4:Y:309:ARG:HD2	4:Y:310:THR:N	2.16	0.61
3:Z:100:PHE:HB3	3:Z:103:VAL:CG2	2.30	0.61
3:Z:157:SER:HB2	3:Z:199:LEU:CD1	2.30	0.61
3:Z:227:PHE:O	3:Z:231:LEU:HG	2.00	0.61
3:Z:234:TYR:CG	3:Z:410:LEU:HD21	2.35	0.61
3:Z:408:HIS:O	3:Z:412:CYS:N	2.33	0.61
1:O:28:LYS:HE2	1:O:154:SER:O	2.00	0.61
1:O:162:LEU:HB2	1:O:174:MET:N	2.15	0.61
2:1:58:MET:HG3	2:1:92:ILE:HD12	1.82	0.61
2:1:206:PHE:CD1	2:1:206:PHE:C	2.74	0.61
2:1:230:ILE:HG13	2:1:231:ASN:H	1.63	0.61
3:2:238:ASP:HB3	4:3:308:LEU:HD22	1.81	0.61
4:3:68:THR:HG23	4:3:72:GLU:OE1	2.00	0.61
4:3:462:THR:O	4:3:466:PHE:HB3	2.00	0.61
3:A:242:LYS:CD	1:B:312:HIS:ND1	2.62	0.61
1:B:163:ASP:HB3	1:B:193:SER:OG	2.01	0.61
1:B:200:ASP:OD1	1:B:200:ASP:O	2.19	0.61
2:C:288:ILE:HD11	2:C:290:LYS:HE3	1.83	0.61
3:F:106:THR:HG22	3:F:107:LYS:N	2.16	0.61
3:F:408:HIS:O	3:F:412:CYS:N	2.33	0.61
2:H:11:LEU:O	2:H:16:LYS:HB2	2.01	0.61
2:H:55:ASN:HA	2:H:124:ALA:O	2.01	0.61
2:H:451:GLN:O	2:H:455:ARG:NH1	2.34	0.61
3:I:45:GLU:OE2	3:I:135:PHE:HB3	2.00	0.61
3:I:242:LYS:HB2	3:I:245:LEU:CD1	2.31	0.61
3:I:245:LEU:HD11	4:J:255:ILE:CG1	2.29	0.61
3:K:57:ARG:HD3	3:K:161:GLU:CG	2.30	0.61
3:K:130:ILE:O	3:K:131:ILE:O	2.19	0.61
1:L:242:PRO:HG2	1:L:243:PRO:HD2	1.82	0.61
1:L:289:ILE:HG22	1:L:293:PHE:CZ	2.35	0.61
2:M:36:SER:HB3	2:M:59:ASP:HB3	1.82	0.61
2:M:52:LEU:CD2	2:M:130:CYS:HB2	2.25	0.61
2:M:52:LEU:HD23	2:M:128:SER:OG	1.99	0.61
2:M:234:THR:N	2:M:235:PRO:HD2	2.15	0.61
3:N:35:LEU:HD12	3:N:54:VAL:HG11	1.74	0.61
3:N:112:TYR:HD1	3:N:113:THR:H	1.47	0.61
4:O:146:ARG:HB3	4:O:207:GLU:HA	1.83	0.61
4:O:462:THR:O	4:O:466:PHE:HB3	2.00	0.61
3:P:59:GLN:NE2	3:P:117:MET:CG	2.62	0.61
3:P:226:SER:O	3:P:230:VAL:N	2.34	0.61
1:Q:75:ILE:O	1:Q:75:ILE:CG1	2.49	0.61

Continued on next page...

Continued from previous page...

Atom-1	Atom-2	Interatomic distance (Å)	Clash overlap (Å)
1:Q:200:ASP:OD1	1:Q:200:ASP:O	2.19	0.61
1:Q:246:GLY:C	1:Q:248:LYS:H	2.02	0.61
1:Q:258:ALA:O	1:Q:262:PHE:CD1	2.54	0.61
2:R:63:TYR:HA	2:R:117:TYR:HA	1.83	0.61
3:S:382:ILE:O	3:S:386:MET:HG2	2.00	0.61
3:U:258:LEU:O	3:U:261:VAL:HB	2.01	0.61
1:V:104:LEU:HA	1:V:118:TRP:CH2	2.35	0.61
1:V:160:HIS:HE2	1:V:207:VAL:CG1	2.13	0.61
2:W:288:ILE:HD11	2:W:290:LYS:HE3	1.83	0.61
3:X:80:LEU:O	3:X:108:LEU:HB3	2.00	0.61
3:X:130:ILE:HB	3:X:134:HIS:CB	2.30	0.61
3:X:184:TRP:HE3	3:X:185:LYS:O	1.84	0.61
3:X:225:PHE:O	3:X:229:THR:HG23	2.01	0.61
3:X:233:PHE:HD1	3:X:409:ILE:HD12	1.64	0.61
3:X:264:ILE:CB	3:X:265:PRO:HD3	2.29	0.61
4:Y:146:ARG:HB3	4:Y:207:GLU:HA	1.83	0.61
4:Y:172:ILE:CG2	4:Y:174:PRO:HG2	2.30	0.61
4:Y:310:THR:OG1	4:Y:313:THR:CG2	2.48	0.61
4:Y:418:ALA:HA	4:Y:421:PHE:CD2	2.36	0.61
3:Z:34:GLY:HA3	3:Z:57:ARG:HG2	1.81	0.61
3:Z:216:VAL:HG13	3:Z:220:ILE:HD11	1.82	0.61
1:0:109:LEU:HB3	1:0:117:SER:CB	2.30	0.61
1:0:297:LEU:HD23	1:0:301:VAL:HG13	1.83	0.61
2:1:38:THR:CG2	2:1:57:TRP:CZ3	2.83	0.61
2:1:58:MET:CG	2:1:92:ILE:HD12	2.31	0.61
2:1:63:TYR:HA	2:1:117:TYR:HA	1.83	0.61
3:2:102:ILE:CD1	4:3:98:GLN:HE21	2.12	0.61
4:3:59:TRP:CZ2	4:3:115:MET:CB	2.84	0.61
4:3:138:TRP:HH2	4:3:215:GLN:HE21	1.48	0.61
4:3:213:ILE:O	4:3:213:ILE:HG23	2.01	0.61
3:A:89:ASP:O	3:A:89:ASP:OD1	2.18	0.61
1:B:46:LYS:CG	1:B:278:PRO:HD2	2.31	0.61
1:B:220:TYR:HE2	2:C:279:PRO:HB2	1.65	0.61
2:C:33:ILE:HG12	2:C:62:TRP:CB	2.30	0.61
2:C:162:LEU:HD12	2:C:199:LYS:N	2.16	0.61
2:C:234:THR:N	2:C:235:PRO:HD2	2.15	0.61
3:D:247:ILE:HG22	3:D:248:SER:N	2.16	0.61
3:D:407:ASP:OD1	3:D:408:HIS:CD2	2.51	0.61
3:F:227:PHE:O	3:F:231:LEU:N	2.34	0.61
2:H:180:ASP:CB	2:H:219:LEU:HD13	2.30	0.61
2:H:480:ARG:N	2:H:481:PRO:HD2	2.15	0.61

Continued on next page...

Continued from previous page...

Atom-1	Atom-2	Interatomic distance (Å)	Clash overlap (Å)
4:J:49:LEU:O	4:J:124:ARG:HD2	2.01	0.61
3:K:35:LEU:O	3:K:164:ARG:CZ	2.49	0.61
3:K:106:THR:HG22	3:K:107:LYS:N	2.16	0.61
1:L:88:PRO:HB2	1:L:90:ILE:CG1	2.30	0.61
1:L:136:PRO:CB	1:L:280:ILE:HD11	2.30	0.61
1:L:235:ALA:C	1:L:239:PHE:CE2	2.74	0.61
2:M:50:GLU:HA	2:M:132:ILE:HD13	1.82	0.61
2:M:162:LEU:HD12	2:M:199:LYS:N	2.16	0.61
2:M:232:PHE:C	2:M:235:PRO:HD2	2.21	0.61
2:M:480:ARG:N	2:M:481:PRO:HD2	2.15	0.61
4:O:262:THR:CA	4:O:265:LEU:HB2	2.31	0.61
3:P:35:LEU:O	3:P:164:ARG:CZ	2.48	0.61
1:Q:147:LYS:HG3	1:Q:148:SER:H	1.65	0.61
1:Q:238:VAL:HG13	1:Q:248:LYS:HZ2	1.61	0.61
1:Q:258:ALA:CB	2:R:265:LEU:HD13	2.21	0.61
2:R:36:SER:HB3	2:R:59:ASP:HB3	1.82	0.61
2:R:181:PRO:HD3	2:R:192:ILE:CG2	2.30	0.61
2:R:288:ILE:HD11	2:R:290:LYS:HE3	1.83	0.61
3:S:38:ILE:CD1	4:T:199:THR:HG21	2.30	0.61
3:S:170:PHE:CE2	3:S:176:TRP:CD1	2.86	0.61
3:S:199:LEU:C	3:S:200:ASP:OD1	2.39	0.61
3:S:238:ASP:HB3	4:T:308:LEU:HD22	1.81	0.61
4:T:310:THR:OG1	4:T:313:THR:CG2	2.48	0.61
3:U:130:ILE:O	3:U:131:ILE:O	2.19	0.61
3:U:242:LYS:CD	1:V:312:HIS:ND1	2.62	0.61
3:U:247:ILE:HG23	3:U:248:SER:N	2.16	0.61
1:V:200:ASP:OD1	1:V:200:ASP:O	2.19	0.61
2:W:36:SER:HB3	2:W:59:ASP:HB3	1.82	0.61
2:W:60:HIS:HB3	2:W:62:TRP:CZ3	2.20	0.61
2:W:206:PHE:CD1	2:W:206:PHE:C	2.74	0.61
2:W:266:ALA:O	2:W:270:PHE:CG	2.53	0.61
3:X:242:LYS:HB2	3:X:245:LEU:CD1	2.31	0.61
4:Y:162:GLU:CG	4:Y:190:ALA:O	2.48	0.61
4:Y:261:GLN:NE2	4:Y:296:ILE:HD11	2.13	0.61
4:Y:262:THR:CA	4:Y:265:LEU:HB2	2.31	0.61
4:Y:441:LEU:HD12	4:Y:441:LEU:C	2.22	0.61
3:Z:35:LEU:O	3:Z:164:ARG:CZ	2.48	0.61
3:Z:41:ILE:HG12	3:Z:51:GLU:HB3	1.81	0.61
3:Z:257:LEU:O	3:Z:260:ILE:HG22	2.01	0.61
3:Z:430:LEU:O	3:Z:433:LEU:HB3	2.01	0.61
1:0:97:ASP:OD2	1:0:127:SER:HB2	1.99	0.61

Continued on next page...

Continued from previous page...

Atom-1	Atom-2	Interatomic distance (Å)	Clash overlap (Å)
1:0:301:VAL:O	1:0:304:LEU:HB3	2.01	0.61
2:1:55:ASN:HA	2:1:124:ALA:O	2.01	0.61
2:1:108:CYS:HB3	2:1:122:PRO:HG3	1.81	0.61
2:1:147:LYS:HE2	2:1:216:THR:HG23	1.83	0.61
3:2:38:ILE:CD1	4:3:199:THR:HG21	2.30	0.61
3:2:130:ILE:HB	3:2:134:HIS:CB	2.30	0.61
3:2:144:MET:HE3	3:2:205:PHE:CE1	2.35	0.61
3:2:376:ILE:HG22	3:2:380:LYS:HZ3	1.64	0.61
4:3:50:THR:HA	4:3:123:TYR:O	2.00	0.61
4:3:222:ILE:HG23	4:3:223:ILE:N	2.16	0.61
3:A:36:GLN:OE1	3:A:37:LEU:C	2.40	0.61
1:B:46:LYS:HG3	1:B:278:PRO:CG	2.31	0.61
1:B:75:ILE:O	1:B:75:ILE:CG1	2.49	0.61
1:B:109:LEU:HB3	1:B:117:SER:CB	2.30	0.61
1:B:258:ALA:O	1:B:262:PHE:CD1	2.54	0.61
1:B:307:ARG:NH1	1:B:434:VAL:HG21	2.16	0.61
2:C:147:LYS:HE2	2:C:216:THR:HG23	1.83	0.61
2:C:159:SER:HA	2:C:213:GLN:HG2	1.80	0.61
3:D:65:LEU:CD2	3:D:110:LEU:HD22	2.23	0.61
3:D:184:TRP:HE3	3:D:185:LYS:O	1.84	0.61
4:E:222:ILE:HG23	4:E:223:ILE:N	2.16	0.61
1:G:16:ASN:OD1	1:G:18:LYS:NZ	2.23	0.61
4:J:41:SER:O	4:J:49:LEU:HA	2.00	0.61
3:K:257:LEU:O	3:K:260:ILE:HG22	2.01	0.61
1:L:37:LEU:HD23	1:L:179:ALA:O	2.00	0.61
1:L:198:ARG:CG	1:L:198:ARG:NH1	2.59	0.61
1:L:301:VAL:O	1:L:304:LEU:HB3	2.01	0.61
2:M:11:LEU:O	2:M:16:LYS:HB2	2.01	0.61
2:M:318:SER:CB	2:M:447:ASN:HD22	2.04	0.61
3:N:225:PHE:O	3:N:229:THR:HG23	2.01	0.61
4:O:138:TRP:HH2	4:O:215:GLN:HE21	1.48	0.61
4:O:470:HIS:CE1	4:O:474:VAL:CG2	2.75	0.61
1:Q:212:ILE:HD13	1:Q:469:ALA:CA	2.25	0.61
2:R:17:TYR:CE1	2:R:18:ASN:O	2.54	0.61
2:R:58:MET:HE1	2:R:105:ALA:O	2.00	0.61
2:R:425:SER:O	2:R:429:ILE:HG23	2.00	0.61
2:R:451:GLN:O	2:R:455:ARG:NH1	2.34	0.61
4:T:31:THR:CB	4:T:58:GLN:HB2	2.30	0.61
4:T:41:SER:O	4:T:49:LEU:HA	2.00	0.61
4:T:178:THR:HG22	4:T:180:ASN:N	2.12	0.61
4:T:441:LEU:HD12	4:T:441:LEU:C	2.21	0.61

Continued on next page...

Continued from previous page...

Atom-1	Atom-2	Interatomic distance (Å)	Clash overlap (Å)
3:U:257:LEU:O	3:U:260:ILE:HG22	2.01	0.61
2:W:33:ILE:HG12	2:W:62:TRP:CB	2.30	0.61
2:W:190:TRP:HA	2:W:223:ARG:HB2	1.82	0.61
4:Y:437:GLU:O	4:Y:441:LEU:HG	2.01	0.61
3:Z:76:LYS:HG3	3:Z:112:TYR:CD2	2.36	0.61
1:0:307:ARG:NH1	1:0:434:VAL:HG21	2.16	0.60
3:2:225:PHE:O	3:2:229:THR:HG23	2.01	0.60
3:2:237:THR:OG1	3:2:406:ILE:CG2	2.49	0.60
3:2:280:PHE:N	3:2:280:PHE:CD1	2.67	0.60
4:3:129:ILE:CG2	4:3:133:TYR:CD2	2.78	0.60
4:3:271:LYS:HZ1	3:Z:262:GLU:HG2	1.65	0.60
4:3:279:VAL:HB	4:3:280:PRO:HD2	1.83	0.60
3:A:157:SER:HB2	3:A:199:LEU:CD1	2.30	0.60
3:A:227:PHE:O	3:A:231:LEU:N	2.34	0.60
3:A:257:LEU:O	3:A:260:ILE:HG22	2.01	0.60
1:B:147:LYS:NZ	1:B:205:GLU:OE2	2.29	0.60
1:B:301:VAL:O	1:B:304:LEU:HB3	2.01	0.60
2:C:141:TRP:CH2	2:C:223:ARG:HD3	2.35	0.60
2:C:181:PRO:HD3	2:C:192:ILE:CG2	2.31	0.60
3:D:67:TRP:CD1	3:D:71:ASP:CG	2.75	0.60
4:E:41:SER:O	4:E:49:LEU:HA	2.01	0.60
4:E:146:ARG:HB3	4:E:207:GLU:HA	1.83	0.60
4:E:418:ALA:HA	4:E:421:PHE:CD2	2.36	0.60
3:F:76:LYS:HG3	3:F:112:TYR:CD2	2.35	0.60
3:F:100:PHE:HB3	3:F:103:VAL:CG2	2.30	0.60
3:F:216:VAL:HG13	3:F:220:ILE:HD11	1.82	0.60
3:F:430:LEU:O	3:F:433:LEU:HB3	2.01	0.60
1:G:104:LEU:HA	1:G:118:TRP:CH2	2.35	0.60
1:G:130:ILE:HD12	1:G:134:TYR:CD2	2.35	0.60
3:I:137:PHE:CB	3:I:435:GLN:CG	2.71	0.60
3:I:184:TRP:HE3	3:I:185:LYS:O	1.84	0.60
3:I:382:ILE:O	3:I:386:MET:HG2	2.01	0.60
4:J:59:TRP:CZ2	4:J:115:MET:CB	2.84	0.60
3:K:41:ILE:HG12	3:K:51:GLU:HB3	1.81	0.60
3:K:136:PRO:HA	3:K:277:TYR:CE1	2.36	0.60
1:L:39:SER:HA	1:L:179:ALA:O	2.01	0.60
1:L:75:ILE:O	1:L:75:ILE:CG1	2.49	0.60
1:L:87:GLN:CB	1:L:104:LEU:HD11	2.31	0.60
1:L:163:ASP:HB3	1:L:193:SER:OG	2.01	0.60
1:L:258:ALA:CB	2:M:265:LEU:HD13	2.20	0.60
1:L:462:VAL:O	1:L:465:ASP:OD1	2.18	0.60

Continued on next page...

Continued from previous page...

Atom-1	Atom-2	Interatomic distance (Å)	Clash overlap (Å)
3:N:37:LEU:HD13	3:N:54:VAL:HG13	1.82	0.60
3:N:67:TRP:CD1	3:N:71:ASP:CG	2.75	0.60
3:N:199:LEU:C	3:N:200:ASP:OD1	2.39	0.60
3:N:264:ILE:CB	3:N:265:PRO:HD3	2.29	0.60
3:N:280:PHE:CD1	3:N:280:PHE:N	2.67	0.60
4:O:309:ARG:HD2	4:O:310:THR:N	2.16	0.60
3:P:137:PHE:CE1	3:P:210:ILE:CD1	2.77	0.60
3:P:216:VAL:HG13	3:P:220:ILE:HD11	1.82	0.60
1:Q:97:ASP:OD2	1:Q:127:SER:HB2	2.00	0.60
1:Q:238:VAL:CG1	1:Q:248:LYS:HZ1	2.10	0.60
1:Q:290:LEU:HD11	1:Q:453:SER:OG	2.01	0.60
2:R:33:ILE:HG12	2:R:62:TRP:CB	2.30	0.60
3:S:106:THR:CG2	3:S:107:LYS:H	2.09	0.60
3:S:294:VAL:O	3:S:298:THR:N	2.27	0.60
3:U:1:SER:O	3:U:3:HIS:N	2.34	0.60
3:U:227:PHE:O	3:U:231:LEU:N	2.34	0.60
1:V:46:LYS:HG3	1:V:278:PRO:CG	2.31	0.60
1:V:163:ASP:HB3	1:V:193:SER:OG	2.01	0.60
1:V:212:ILE:HD13	1:V:469:ALA:CA	2.25	0.60
1:V:290:LEU:HD11	1:V:453:SER:OG	2.01	0.60
1:V:307:ARG:NH1	1:V:434:VAL:HG21	2.16	0.60
1:V:463:PRO:HB2	1:V:464:PRO:HD3	1.81	0.60
4:Y:100:GLU:OE2	4:Y:122:ILE:O	2.19	0.60
4:Y:144:VAL:HG12	4:Y:209:ILE:CA	2.29	0.60
4:Y:462:THR:O	4:Y:466:PHE:HB3	2.00	0.60
3:Z:36:GLN:OE1	3:Z:37:LEU:C	2.40	0.60
3:Z:95:ASN:O	3:Z:96:ALA:HB3	1.99	0.60
1:0:9:SER:CA	1:0:12:PHE:CE1	2.78	0.60
1:0:67:TRP:CB	1:0:72:TYR:HB2	2.31	0.60
2:1:33:ILE:HG12	2:1:62:TRP:CB	2.30	0.60
2:1:35:LEU:CD2	2:1:215:VAL:HG11	2.31	0.60
2:1:50:GLU:HA	2:1:132:ILE:HD13	1.82	0.60
2:1:91:ASP:OD1	2:1:153:TYR:CE1	2.54	0.60
2:1:161:ASP:OD1	2:1:199:LYS:HD3	2.01	0.60
2:1:190:TRP:CD1	2:1:221:ILE:CD1	2.75	0.60
2:1:278:LEU:HD11	2:1:292:LEU:HD21	1.84	0.60
3:2:135:PHE:CZ	3:2:273:LEU:HB3	2.35	0.60
3:2:184:TRP:HE3	3:2:185:LYS:O	1.84	0.60
4:3:41:SER:O	4:3:49:LEU:HA	2.00	0.60
4:3:100:GLU:OE2	4:3:122:ILE:O	2.19	0.60
4:3:262:THR:HA	4:3:265:LEU:CB	2.31	0.60

Continued on next page...

Continued from previous page...

Atom-1	Atom-2	Interatomic distance (Å)	Clash overlap (Å)
4:3:437:GLU:O	4:3:441:LEU:HG	2.01	0.60
1:B:141:ASN:HD21	1:B:212:ILE:CG1	2.01	0.60
1:B:235:ALA:C	1:B:239:PHE:CE2	2.74	0.60
1:B:242:PRO:HD3	1:B:248:LYS:HE3	1.81	0.60
1:B:431:VAL:O	1:B:432:ALA:HB3	2.02	0.60
2:C:232:PHE:C	2:C:235:PRO:HD2	2.21	0.60
2:C:276:GLN:C	2:C:279:PRO:HD2	2.20	0.60
2:C:295:ILE:O	2:C:299:VAL:HG23	2.00	0.60
3:D:416:LEU:HA	3:D:419:ILE:HG12	1.80	0.60
4:E:441:LEU:HD12	4:E:441:LEU:C	2.22	0.60
4:E:462:THR:O	4:E:466:PHE:HB3	2.00	0.60
3:F:136:PRO:HA	3:F:277:TYR:CE1	2.37	0.60
3:F:258:LEU:O	3:F:261:VAL:HB	2.01	0.60
1:G:109:LEU:HB3	1:G:117:SER:CB	2.30	0.60
1:G:235:ALA:C	1:G:239:PHE:CE2	2.74	0.60
1:G:289:ILE:HG22	1:G:293:PHE:CZ	2.36	0.60
1:G:431:VAL:O	1:G:432:ALA:HB3	2.02	0.60
2:H:66:ARG:HH11	2:H:66:ARG:CG	2.05	0.60
2:H:242:LEU:O	2:H:246:ALA:N	2.34	0.60
3:I:15:TYR:HE2	3:I:84:ASP:HB3	1.66	0.60
3:I:407:ASP:OD1	3:I:408:HIS:CD2	2.51	0.60
4:J:240:TYR:HD2	4:J:453:ILE:CG1	2.13	0.60
3:K:100:PHE:HB3	3:K:103:VAL:CG2	2.30	0.60
3:K:227:PHE:O	3:K:231:LEU:HG	2.00	0.60
3:K:227:PHE:O	3:K:231:LEU:N	2.34	0.60
3:K:255:VAL:HG23	4:O:264:PHE:CE1	2.34	0.60
1:L:200:ASP:OD1	1:L:200:ASP:O	2.19	0.60
1:L:431:VAL:O	1:L:432:ALA:HB3	2.02	0.60
2:M:144:CYS:N	2:M:219:LEU:O	2.30	0.60
2:M:161:ASP:OD1	2:M:199:LYS:HD3	2.01	0.60
2:M:180:ASP:CB	2:M:219:LEU:HD13	2.31	0.60
2:M:426:THR:HA	2:M:429:ILE:CG2	2.32	0.60
3:N:238:ASP:HB3	4:O:308:LEU:HD22	1.81	0.60
3:N:416:LEU:C	3:N:419:ILE:HG13	2.20	0.60
4:O:59:TRP:CZ2	4:O:115:MET:CB	2.84	0.60
4:O:138:TRP:CH2	4:O:215:GLN:CG	2.84	0.60
4:O:437:GLU:O	4:O:441:LEU:HG	2.01	0.60
1:Q:28:LYS:HE2	1:Q:154:SER:O	2.00	0.60
1:Q:46:LYS:HG3	1:Q:278:PRO:CG	2.31	0.60
1:Q:198:ARG:CG	1:Q:198:ARG:NH1	2.59	0.60
1:Q:235:ALA:C	1:Q:239:PHE:CE2	2.74	0.60

Continued on next page...

Continued from previous page...

Atom-1	Atom-2	Interatomic distance (Å)	Clash overlap (Å)
1:Q:249:MET:CE	1:Q:250:SER:HB3	2.31	0.60
1:Q:409:LYS:O	1:Q:412:ALA:HB3	2.01	0.60
2:R:253:SER:O	2:R:256:LYS:HG3	2.02	0.60
3:S:225:PHE:O	3:S:229:THR:HG23	2.01	0.60
4:T:100:GLU:OE2	4:T:122:ILE:O	2.19	0.60
4:T:146:ARG:HB3	4:T:207:GLU:HA	1.83	0.60
4:T:223:ILE:HA	4:T:226:ILE:HB	1.82	0.60
4:T:279:VAL:CG1	4:T:280:PRO:HD2	2.32	0.60
1:V:147:LYS:HG3	1:V:148:SER:H	1.65	0.60
2:W:3:GLU:OE1	2:W:7:LEU:HD12	2.01	0.60
2:W:161:ASP:OD1	2:W:199:LYS:HD3	2.01	0.60
2:W:162:LEU:HD12	2:W:199:LYS:N	2.16	0.60
2:W:241:PHE:O	2:W:245:LEU:CG	2.44	0.60
3:X:199:LEU:C	3:X:200:ASP:OD1	2.39	0.60
3:X:238:ASP:HB3	4:Y:308:LEU:HD22	1.81	0.60
4:Y:138:TRP:HH2	4:Y:215:GLN:HE21	1.48	0.60
3:Z:12:LEU:HG	3:Z:13:GLU:N	2.17	0.60
3:Z:31:ILE:HG12	3:Z:60:TRP:HB3	1.84	0.60
3:Z:48:GLN:OE1	3:Z:130:ILE:HD12	2.00	0.60
3:Z:89:ASP:O	3:Z:89:ASP:OD1	2.18	0.60
3:Z:130:ILE:O	3:Z:131:ILE:O	2.19	0.60
1:0:54:VAL:O	1:0:121:SER:HA	2.02	0.60
1:0:258:ALA:O	1:0:262:PHE:CD1	2.54	0.60
2:1:17:TYR:CE1	2:1:18:ASN:O	2.54	0.60
2:1:36:SER:HB3	2:1:59:ASP:HB3	1.82	0.60
2:1:66:ARG:HG2	2:1:66:ARG:NH1	2.08	0.60
2:1:291:TYR:HD1	2:1:291:TYR:N	1.99	0.60
2:1:295:ILE:O	2:1:299:VAL:HG23	2.00	0.60
3:2:36:GLN:HE21	3:2:38:ILE:HG13	1.65	0.60
3:2:298:THR:O	3:2:301:ARG:HB3	2.02	0.60
3:A:20:ARG:O	3:A:22:VAL:N	2.31	0.60
3:A:284:PHE:CZ	3:A:424:SER:HB3	2.36	0.60
2:C:30:VAL:HG22	2:C:158:ILE:H	1.66	0.60
2:C:270:PHE:CD1	2:C:270:PHE:N	2.66	0.60
2:C:426:THR:HA	2:C:429:ILE:CG2	2.32	0.60
2:C:434:LYS:CD	2:C:435:GLU:CG	2.70	0.60
3:D:15:TYR:HE2	3:D:84:ASP:HB3	1.66	0.60
3:D:45:GLU:OE2	3:D:135:PHE:HB3	2.00	0.60
3:D:242:LYS:HB2	3:D:245:LEU:CD1	2.31	0.60
3:D:245:LEU:CD1	4:E:255:ILE:HG13	2.30	0.60
4:E:223:ILE:HA	4:E:226:ILE:HB	1.82	0.60

Continued on next page...

Continued from previous page...

Atom-1	Atom-2	Interatomic distance (Å)	Clash overlap (Å)
4:E:266:PHE:CD1	4:E:266:PHE:O	2.54	0.60
3:F:36:GLN:OE1	3:F:37:LEU:C	2.40	0.60
3:F:137:PHE:CE1	3:F:210:ILE:CD1	2.77	0.60
3:F:227:PHE:O	3:F:231:LEU:HG	2.00	0.60
1:G:68:ASP:CB	1:G:69:PRO:CD	2.74	0.60
1:G:249:MET:CE	1:G:250:SER:HB3	2.31	0.60
2:H:38:THR:HG21	2:H:57:TRP:CZ3	2.36	0.60
3:I:167:LEU:HD21	3:I:178:MET:HB2	1.82	0.60
3:I:237:THR:OG1	3:I:406:ILE:CG2	2.50	0.60
3:I:416:LEU:HA	3:I:419:ILE:HG12	1.80	0.60
4:J:14:TYR:CD2	4:J:16:LYS:NZ	2.66	0.60
4:J:266:PHE:CD1	4:J:266:PHE:O	2.55	0.60
3:K:36:GLN:OE1	3:K:37:LEU:C	2.40	0.60
3:K:61:ILE:HG22	3:K:115:LYS:HA	1.84	0.60
1:L:181:THR:HG23	1:L:183:ASN:N	2.17	0.60
2:M:12:LEU:HB2	2:M:16:LYS:CG	2.29	0.60
2:M:278:LEU:HD11	2:M:292:LEU:HD21	1.83	0.60
2:M:296:MET:HE3	2:M:296:MET:CA	2.31	0.60
3:N:187:TRP:CB	3:N:199:LEU:HD23	2.26	0.60
3:N:245:LEU:HD21	4:O:255:ILE:CG1	2.30	0.60
4:O:50:THR:HA	4:O:123:TYR:O	2.00	0.60
4:O:222:ILE:HG23	4:O:223:ILE:N	2.16	0.60
4:O:279:VAL:HB	4:O:280:PRO:HD2	1.83	0.60
2:R:58:MET:HG3	2:R:92:ILE:HD12	1.82	0.60
2:R:206:PHE:CD1	2:R:206:PHE:C	2.74	0.60
2:R:232:PHE:C	2:R:235:PRO:HD2	2.21	0.60
3:S:184:TRP:HE3	3:S:185:LYS:O	1.84	0.60
4:T:162:GLU:CG	4:T:190:ALA:O	2.48	0.60
3:U:76:LYS:HG3	3:U:112:TYR:CD2	2.35	0.60
3:U:284:PHE:CZ	3:U:424:SER:HB3	2.37	0.60
3:U:300:HIS:CA	3:U:306:HIS:O	2.47	0.60
1:V:181:THR:HG23	1:V:183:ASN:N	2.17	0.60
1:V:238:VAL:CG1	1:V:248:LYS:HZ1	2.10	0.60
1:V:279:ILE:HG22	1:V:280:ILE:CD1	2.25	0.60
1:V:431:VAL:O	1:V:432:ALA:HB3	2.01	0.60
2:W:12:LEU:HB2	2:W:16:LYS:CG	2.29	0.60
2:W:63:TYR:HA	2:W:117:TYR:HA	1.83	0.60
2:W:270:PHE:CD1	2:W:270:PHE:N	2.66	0.60
3:X:376:ILE:HG22	3:X:380:LYS:HZ3	1.66	0.60
4:Y:49:LEU:O	4:Y:124:ARG:HD2	2.01	0.60
4:Y:60:ASN:N	4:Y:60:ASN:ND2	2.49	0.60

Continued on next page...

Continued from previous page...

Atom-1	Atom-2	Interatomic distance (Å)	Clash overlap (Å)
3:Z:110:LEU:HD11	3:Z:114:GLY:HA2	1.82	0.60
1:0:87:GLN:CB	1:0:104:LEU:HD11	2.31	0.60
1:0:431:VAL:O	1:0:432:ALA:HB3	2.01	0.60
2:1:266:ALA:HB2	3:2:251:LEU:HB3	1.81	0.60
3:2:89:ASP:OD2	3:2:149:TRP:CD1	2.54	0.60
4:3:78:ARG:HD3	4:3:108:LEU:CD1	2.32	0.60
4:3:266:PHE:CD1	4:3:266:PHE:O	2.55	0.60
3:A:247:ILE:HG23	3:A:248:SER:N	2.16	0.60
1:B:249:MET:CE	1:B:250:SER:HB3	2.32	0.60
2:C:36:SER:HB3	2:C:59:ASP:HB3	1.82	0.60
2:C:38:THR:HG21	2:C:57:TRP:CZ3	2.36	0.60
2:C:190:TRP:CD1	2:C:221:ILE:CD1	2.75	0.60
3:D:237:THR:OG1	3:D:406:ILE:CG2	2.50	0.60
3:D:408:HIS:O	3:D:412:CYS:N	2.24	0.60
3:D:432:GLU:CG	3:D:435:GLN:NE2	2.59	0.60
4:E:49:LEU:O	4:E:124:ARG:HD2	2.01	0.60
4:E:247:GLY:N	4:E:250:LYS:HG3	2.16	0.60
3:F:117:MET:CE	3:F:119:THR:HG21	2.32	0.60
3:F:136:PRO:CA	3:F:277:TYR:OH	2.48	0.60
1:G:132:VAL:O	1:G:279:ILE:CG2	2.49	0.60
1:G:200:ASP:OD1	1:G:200:ASP:O	2.19	0.60
1:G:297:LEU:HD23	1:G:301:VAL:HG13	1.83	0.60
2:H:84:PRO:HG2	2:H:85:GLU:OE1	2.02	0.60
2:H:91:ASP:OD1	2:H:153:TYR:CE1	2.54	0.60
3:I:410:LEU:O	3:I:414:PHE:HB2	2.02	0.60
4:J:23:THR:HG22	4:J:24:LEU:N	2.15	0.60
4:J:418:ALA:HA	4:J:421:PHE:CD2	2.36	0.60
3:K:76:LYS:HG3	3:K:112:TYR:CD2	2.35	0.60
3:K:284:PHE:CZ	3:K:424:SER:HB3	2.37	0.60
1:L:249:MET:CE	1:L:250:SER:HB3	2.31	0.60
2:M:55:ASN:HA	2:M:124:ALA:O	2.01	0.60
2:M:319:THR:OG1	2:M:448:LEU:HD23	2.02	0.60
3:N:26:THR:HG22	3:N:27:HIS:N	2.17	0.60
4:O:279:VAL:CG1	4:O:280:PRO:HD2	2.32	0.60
3:P:1:SER:O	3:P:3:HIS:N	2.34	0.60
3:P:31:ILE:HG12	3:P:60:TRP:HB3	1.84	0.60
3:P:61:ILE:HG22	3:P:115:LYS:HA	1.84	0.60
3:P:130:ILE:O	3:P:131:ILE:O	2.19	0.60
3:P:136:PRO:HA	3:P:277:TYR:CE1	2.37	0.60
3:P:227:PHE:HA	3:P:230:VAL:CB	2.28	0.60
2:R:3:GLU:OE1	2:R:7:LEU:HD12	2.01	0.60

Continued on next page...

Continued from previous page...

Atom-1	Atom-2	Interatomic distance (Å)	Clash overlap (Å)
2:R:43:ILE:HD12	2:R:43:ILE:N	2.15	0.60
4:T:227:ALA:H	4:T:228:PRO:HD2	1.66	0.60
3:U:61:ILE:HG22	3:U:115:LYS:HA	1.84	0.60
3:U:136:PRO:HA	3:U:277:TYR:CE1	2.37	0.60
3:U:187:TRP:HE1	3:U:196:THR:HG22	1.67	0.60
2:W:253:SER:O	2:W:256:LYS:HG3	2.02	0.60
2:W:312:PHE:O	2:W:315:ARG:HD2	2.01	0.60
3:X:26:THR:HG22	3:X:27:HIS:N	2.17	0.60
4:Y:14:TYR:CD2	4:Y:16:LYS:NZ	2.66	0.60
4:Y:41:SER:O	4:Y:49:LEU:HA	2.00	0.60
4:Y:235:LEU:HD12	4:Y:235:LEU:C	2.16	0.60
3:Z:28:PHE:CD1	3:Z:153:GLY:O	2.55	0.60
3:Z:258:LEU:O	3:Z:261:VAL:HB	2.01	0.60
3:Z:265:PRO:O	3:Z:269:SER:N	2.33	0.60
1:O:405:VAL:HA	3:Z:380:LYS:HE3	1.84	0.60
2:1:144:CYS:N	2:1:219:LEU:O	2.30	0.60
2:1:426:THR:HA	2:1:429:ILE:CG2	2.32	0.60
3:2:291:VAL:HG12	3:2:295:VAL:HG11	1.83	0.60
4:3:418:ALA:HA	4:3:421:PHE:CD2	2.36	0.60
4:3:441:LEU:HD12	4:3:441:LEU:C	2.22	0.60
3:A:124:PHE:CD1	3:A:124:PHE:C	2.73	0.60
1:B:37:LEU:HD23	1:B:179:ALA:O	2.00	0.60
1:B:39:SER:HA	1:B:179:ALA:O	2.01	0.60
1:B:65:LEU:HD23	1:B:110:VAL:HG11	1.84	0.60
1:B:160:HIS:HE2	1:B:207:VAL:CG1	2.13	0.60
1:B:462:VAL:O	1:B:465:ASP:OD1	2.18	0.60
2:C:58:MET:CG	2:C:92:ILE:HD12	2.31	0.60
2:C:278:LEU:HD11	2:C:292:LEU:HD21	1.84	0.60
4:E:34:LEU:HD12	4:E:210:PHE:HE2	1.59	0.60
4:E:138:TRP:HH2	4:E:215:GLN:HE21	1.48	0.60
4:E:279:VAL:HB	4:E:280:PRO:HD2	1.83	0.60
3:F:28:PHE:CD1	3:F:153:GLY:O	2.55	0.60
3:F:56:LEU:HD12	3:F:90:LEU:HD13	1.83	0.60
3:F:242:LYS:CD	1:G:312:HIS:ND1	2.62	0.60
1:G:46:LYS:CG	1:G:278:PRO:HD2	2.31	0.60
1:G:136:PRO:CB	1:G:280:ILE:HD11	2.30	0.60
1:G:181:THR:HG23	1:G:183:ASN:N	2.17	0.60
1:G:304:LEU:O	1:G:304:LEU:HD23	2.02	0.60
2:H:115:ASN:N	2:H:115:ASN:ND2	2.48	0.60
2:H:253:SER:O	2:H:256:LYS:HG3	2.02	0.60
3:I:419:ILE:HD12	3:I:420:ILE:CG2	2.29	0.60

Continued on next page...

Continued from previous page...

Atom-1	Atom-2	Interatomic distance (Å)	Clash overlap (Å)
4:J:247:GLY:N	4:J:250:LYS:HG3	2.16	0.60
4:J:262:THR:HA	4:J:265:LEU:CB	2.31	0.60
3:K:48:GLN:OE1	3:K:130:ILE:HD12	2.00	0.60
3:K:430:LEU:O	3:K:433:LEU:HB3	2.01	0.60
1:L:258:ALA:O	1:L:262:PHE:CD1	2.54	0.60
1:L:409:LYS:O	1:L:412:ALA:HB3	2.01	0.60
2:M:58:MET:CG	2:M:92:ILE:HD12	2.31	0.60
2:M:84:PRO:HG2	2:M:85:GLU:OE1	2.02	0.60
2:M:253:SER:O	2:M:256:LYS:HG3	2.01	0.60
2:M:291:TYR:HD1	2:M:291:TYR:N	2.00	0.60
2:M:312:PHE:O	2:M:315:ARG:HD2	2.02	0.60
1:Q:20:ARG:HD3	1:Q:20:ARG:N	2.02	0.60
1:Q:87:GLN:HB3	1:Q:104:LEU:HD11	1.84	0.60
1:Q:160:HIS:HE2	1:Q:207:VAL:CG1	2.13	0.60
1:Q:241:LEU:HD13	2:R:314:PHE:CE2	2.37	0.60
2:R:312:PHE:CZ	2:R:456:LEU:CD2	2.81	0.60
3:S:280:PHE:N	3:S:280:PHE:CD1	2.67	0.60
3:U:419:ILE:HD13	3:U:423:VAL:HG21	1.84	0.60
1:V:39:SER:HA	1:V:179:ALA:O	2.01	0.60
1:V:87:GLN:HB3	1:V:104:LEU:HD11	1.84	0.60
1:V:95:ASN:HB3	1:V:126:SER:CB	2.18	0.60
1:V:189:GLU:CG	1:V:468:PHE:HB3	2.18	0.60
1:V:258:ALA:O	1:V:262:PHE:CD1	2.54	0.60
2:W:55:ASN:HA	2:W:124:ALA:O	2.01	0.60
2:W:58:MET:HG3	2:W:92:ILE:HD12	1.82	0.60
3:X:220:ILE:N	3:X:221:PRO:HD2	2.17	0.60
4:Y:78:ARG:HD3	4:Y:108:LEU:CD1	2.32	0.60
4:Y:223:ILE:HA	4:Y:226:ILE:HB	1.82	0.60
4:Y:472:ASN:O	4:Y:476:GLU:CG	2.46	0.60
3:Z:1:SER:O	3:Z:3:HIS:N	2.34	0.60
3:Z:284:PHE:CZ	3:Z:424:SER:HB3	2.37	0.60
1:O:141:ASN:HD21	1:O:212:ILE:CG1	2.01	0.60
2:1:38:THR:HG21	2:1:57:TRP:CZ3	2.36	0.60
2:1:160:MET:N	2:1:213:GLN:HB2	2.15	0.60
2:1:260:ALA:HB3	2:1:313:HIS:CE1	2.37	0.60
2:1:263:VAL:N	3:2:251:LEU:HD11	2.17	0.60
2:1:319:THR:OG1	2:1:448:LEU:HD23	2.02	0.60
3:2:67:TRP:CD1	3:2:71:ASP:CG	2.75	0.60
3:2:187:TRP:NE1	3:2:197:PRO:O	2.35	0.60
4:3:32:LEU:HA	4:3:56:GLU:O	2.01	0.60
4:3:146:ARG:HB3	4:3:207:GLU:HA	1.83	0.60

Continued on next page...

Continued from previous page...

Atom-1	Atom-2	Interatomic distance (Å)	Clash overlap (Å)
4:3:227:ALA:H	4:3:228:PRO:HD2	1.66	0.60
3:A:28:PHE:CD1	3:A:153:GLY:O	2.55	0.60
3:A:61:ILE:HG22	3:A:115:LYS:HA	1.84	0.60
3:A:76:LYS:HG3	3:A:112:TYR:CD2	2.35	0.60
3:A:106:THR:HG22	3:A:107:LYS:N	2.16	0.60
3:A:130:ILE:O	3:A:131:ILE:O	2.19	0.60
3:A:137:PHE:CE1	3:A:210:ILE:CD1	2.77	0.60
3:A:258:LEU:O	3:A:261:VAL:HB	2.01	0.60
3:A:284:PHE:CE2	3:A:424:SER:HB3	2.37	0.60
1:B:9:SER:CA	1:B:12:PHE:CE1	2.78	0.60
2:C:2:ASN:HD22	2:C:71:ALA:HB3	1.67	0.60
2:C:230:ILE:HG13	2:C:231:ASN:H	1.63	0.60
2:C:319:THR:OG1	2:C:448:LEU:HD23	2.02	0.60
4:E:279:VAL:CG1	4:E:280:PRO:HD2	2.32	0.60
4:E:437:GLU:O	4:E:441:LEU:HG	2.01	0.60
3:F:187:TRP:HE1	3:F:196:THR:HG22	1.67	0.60
1:G:87:GLN:CB	1:G:104:LEU:HD11	2.31	0.60
1:G:160:HIS:HE2	1:G:207:VAL:CG1	2.13	0.60
2:H:58:MET:CG	2:H:92:ILE:HD12	2.31	0.60
2:H:141:TRP:CH2	2:H:223:ARG:HD3	2.35	0.60
2:H:162:LEU:HD12	2:H:199:LYS:N	2.16	0.60
3:K:28:PHE:CD1	3:K:153:GLY:O	2.55	0.60
3:K:117:MET:CE	3:K:119:THR:HG21	2.32	0.60
1:L:43:LEU:HB3	1:L:215:ARG:NH1	2.16	0.60
3:N:187:TRP:NE1	3:N:197:PRO:O	2.35	0.60
3:N:237:THR:OG1	3:N:406:ILE:CG2	2.49	0.60
3:N:410:LEU:O	3:N:414:PHE:HB2	2.02	0.60
4:O:262:THR:HA	4:O:265:LEU:CB	2.31	0.60
3:P:36:GLN:OE1	3:P:37:LEU:C	2.40	0.60
3:P:89:ASP:O	3:P:89:ASP:OD1	2.18	0.60
3:P:257:LEU:O	3:P:260:ILE:HG22	2.01	0.60
2:R:58:MET:CG	2:R:92:ILE:HD12	2.31	0.60
3:S:250:LEU:HD22	3:S:292:THR:OG1	2.02	0.60
4:T:138:TRP:CH2	4:T:215:GLN:CG	2.84	0.60
3:U:376:ILE:HG23	3:U:380:LYS:CE	2.30	0.60
2:W:58:MET:CG	2:W:92:ILE:HD12	2.31	0.60
2:W:62:TRP:HZ2	2:W:88:TRP:O	1.85	0.60
2:W:319:THR:OG1	2:W:448:LEU:HD23	2.02	0.60
4:Y:262:THR:HA	4:Y:265:LEU:CB	2.31	0.60
4:Y:311:PRO:CD	4:Y:440:VAL:HG13	2.16	0.60
3:Z:124:PHE:CD1	3:Z:124:PHE:C	2.73	0.60

Continued on next page...

Continued from previous page...

Atom-1	Atom-2	Interatomic distance (Å)	Clash overlap (Å)
1:0:46:LYS:CG	1:0:278:PRO:HD2	2.31	0.60
2:1:247:PHE:C	2:1:250:PRO:CD	2.70	0.60
2:1:425:SER:O	2:1:429:ILE:HG23	2.00	0.60
3:2:294:VAL:O	3:2:298:THR:N	2.27	0.60
3:2:407:ASP:OD1	3:2:408:HIS:CD2	2.51	0.60
4:3:223:ILE:HA	4:3:226:ILE:HB	1.82	0.60
3:A:136:PRO:HA	3:A:277:TYR:CE1	2.36	0.60
1:B:40:LEU:HB2	1:B:52:THR:HG23	1.82	0.60
1:B:87:GLN:HB3	1:B:104:LEU:HD11	1.84	0.60
2:C:17:TYR:CE1	2:C:18:ASN:O	2.54	0.60
2:C:263:VAL:N	3:D:251:LEU:HD11	2.17	0.60
3:D:56:LEU:O	3:D:120:PRO:HD2	2.02	0.60
4:E:66:TRP:CE3	4:E:70:GLU:HG2	2.37	0.60
4:E:78:ARG:HD3	4:E:108:LEU:CD1	2.32	0.60
1:G:20:ARG:H	1:G:20:ARG:CD	2.03	0.60
1:G:162:LEU:HB2	1:G:174:MET:N	2.15	0.60
1:G:189:GLU:CG	1:G:468:PHE:HB3	2.18	0.60
2:H:42:LEU:CD2	2:H:190:TRP:HH2	2.13	0.60
2:H:102:TYR:CD1	2:H:102:TYR:C	2.73	0.60
2:H:215:VAL:HG23	2:H:215:VAL:O	2.02	0.60
3:I:189:TYR:CA	3:I:197:PRO:HD2	2.31	0.60
3:I:247:ILE:HG22	3:I:248:SER:N	2.16	0.60
4:J:222:ILE:HG23	4:J:223:ILE:N	2.16	0.60
4:J:279:VAL:CG1	4:J:280:PRO:HD2	2.32	0.60
3:K:12:LEU:HG	3:K:13:GLU:N	2.17	0.60
3:K:262:GLU:HG2	4:O:271:LYS:HZ1	1.67	0.60
1:L:46:LYS:HG3	1:L:278:PRO:CG	2.31	0.60
2:M:30:VAL:HG22	2:M:158:ILE:H	1.66	0.60
3:N:102:ILE:CG1	4:O:98:GLN:HE21	2.12	0.60
3:N:184:TRP:HE3	3:N:185:LYS:O	1.84	0.60
3:N:242:LYS:HB2	3:N:245:LEU:CD1	2.31	0.60
4:O:41:SER:O	4:O:49:LEU:HA	2.01	0.60
4:O:60:ASN:N	4:O:60:ASN:ND2	2.49	0.60
3:P:94:ASN:HD22	3:P:94:ASN:C	2.05	0.60
3:P:145:LYS:HZ2	3:P:202:THR:CG2	2.13	0.60
3:P:189:TYR:CA	3:P:197:PRO:HD2	2.29	0.60
3:P:227:PHE:O	3:P:231:LEU:HG	2.00	0.60
1:Q:46:LYS:CG	1:Q:278:PRO:HD2	2.31	0.60
1:Q:67:TRP:CB	1:Q:72:TYR:HB2	2.31	0.60
1:Q:88:PRO:HB2	1:Q:90:ILE:CG1	2.30	0.60
3:S:26:THR:HG22	3:S:27:HIS:N	2.17	0.60

Continued on next page...

Continued from previous page...

Atom-1	Atom-2	Interatomic distance (Å)	Clash overlap (Å)
3:S:242:LYS:HB2	3:S:245:LEU:CD1	2.31	0.60
3:S:245:LEU:HD21	4:T:255:ILE:CG1	2.30	0.60
4:T:66:TRP:N	4:T:66:TRP:CD1	2.70	0.60
4:T:247:GLY:N	4:T:250:LYS:HG3	2.16	0.60
4:T:266:PHE:CD1	4:T:266:PHE:O	2.55	0.60
3:U:89:ASP:O	3:U:89:ASP:OD1	2.18	0.60
3:U:145:LYS:HZ2	3:U:202:THR:CG2	2.13	0.60
3:U:284:PHE:CE2	3:U:424:SER:HB3	2.37	0.60
1:V:46:LYS:CG	1:V:278:PRO:HD2	2.31	0.60
1:V:304:LEU:O	1:V:304:LEU:HD23	2.02	0.60
2:W:263:VAL:N	3:X:251:LEU:HD11	2.17	0.60
3:X:15:TYR:HE2	3:X:84:ASP:HB3	1.66	0.60
3:X:144:MET:HE3	3:X:205:PHE:CE1	2.37	0.60
3:X:303:PRO:CG	3:X:400:LYS:HZ3	2.12	0.60
4:Y:138:TRP:CH2	4:Y:215:GLN:CG	2.84	0.60
4:Y:159:LEU:CD1	4:Y:208:ILE:HG23	2.32	0.60
1:O:147:LYS:HG3	1:O:148:SER:H	1.65	0.60
1:O:163:ASP:HB3	1:O:193:SER:OG	2.01	0.60
2:1:190:TRP:HA	2:1:223:ARG:HB2	1.82	0.60
3:2:245:LEU:CD1	4:3:255:ILE:HG13	2.31	0.60
3:2:432:GLU:O	3:2:436:GLU:HG3	2.02	0.60
4:3:66:TRP:CE3	4:3:70:GLU:HG2	2.37	0.60
3:A:1:SER:O	3:A:3:HIS:N	2.34	0.60
1:B:54:VAL:O	1:B:121:SER:HA	2.02	0.60
1:B:147:LYS:HG3	1:B:148:SER:H	1.65	0.60
3:D:298:THR:O	3:D:301:ARG:HB3	2.02	0.60
4:E:50:THR:HA	4:E:123:TYR:O	2.00	0.60
4:E:59:TRP:CZ2	4:E:115:MET:CB	2.84	0.60
4:E:472:ASN:O	4:E:476:GLU:CG	2.46	0.60
3:F:94:ASN:C	3:F:94:ASN:HD22	2.05	0.60
3:F:252:SER:O	3:F:256:PHE:CE1	2.55	0.60
3:F:257:LEU:O	3:F:260:ILE:HG22	2.01	0.60
3:F:284:PHE:CE2	3:F:424:SER:HB3	2.37	0.60
1:G:307:ARG:NH1	1:G:434:VAL:HG21	2.16	0.60
2:H:77:ILE:CD1	2:H:80:LEU:CD1	2.72	0.60
2:H:206:PHE:CD1	2:H:206:PHE:O	2.55	0.60
2:H:291:TYR:HD1	2:H:291:TYR:N	2.00	0.60
3:I:223:LEU:HD23	3:I:223:LEU:C	2.22	0.60
3:I:294:VAL:O	3:I:298:THR:N	2.27	0.60
4:J:66:TRP:CE3	4:J:70:GLU:HG2	2.37	0.60
3:K:59:GLN:NE2	3:K:117:MET:CG	2.62	0.60

Continued on next page...

Continued from previous page...

Atom-1	Atom-2	Interatomic distance (Å)	Clash overlap (Å)
3:K:187:TRP:HE1	3:K:196:THR:HG22	1.67	0.60
3:K:223:LEU:O	3:K:226:SER:HB2	2.02	0.60
3:K:284:PHE:CE2	3:K:424:SER:HB3	2.37	0.60
1:L:35:LEU:CD2	1:L:56:LEU:HA	2.31	0.60
1:L:160:HIS:HE2	1:L:207:VAL:CG1	2.13	0.60
2:M:3:GLU:OE1	2:M:7:LEU:HD12	2.02	0.60
2:M:38:THR:HG21	2:M:57:TRP:CZ3	2.36	0.60
2:M:263:VAL:N	3:N:251:LEU:HD11	2.17	0.60
4:O:31:THR:CB	4:O:58:GLN:HB2	2.30	0.60
4:O:66:TRP:CD1	4:O:66:TRP:N	2.70	0.60
3:P:107:LYS:HZ1	1:Q:151:TYR:HA	1.67	0.60
1:Q:39:SER:HA	1:Q:179:ALA:O	2.01	0.60
1:Q:104:LEU:HA	1:Q:118:TRP:CH2	2.35	0.60
1:Q:163:ASP:HB3	1:Q:193:SER:OG	2.01	0.60
1:Q:304:LEU:O	1:Q:304:LEU:HD23	2.02	0.60
2:R:42:LEU:CD2	2:R:190:TRP:HH2	2.13	0.60
2:R:162:LEU:HD12	2:R:199:LYS:N	2.16	0.60
2:R:206:PHE:CD1	2:R:206:PHE:O	2.55	0.60
2:R:230:ILE:HG13	2:R:231:ASN:H	1.63	0.60
2:R:260:ALA:HB3	2:R:313:HIS:CE1	2.37	0.60
2:R:312:PHE:O	2:R:315:ARG:HD2	2.02	0.60
4:T:66:TRP:CE3	4:T:70:GLU:HG2	2.37	0.60
3:U:36:GLN:OE1	3:U:37:LEU:C	2.40	0.60
1:V:241:LEU:HD13	2:W:314:PHE:CE2	2.37	0.60
2:W:38:THR:HG21	2:W:57:TRP:CZ3	2.36	0.60
2:W:84:PRO:HG2	2:W:85:GLU:OE1	2.02	0.60
3:X:38:ILE:CD1	4:Y:199:THR:HG21	2.30	0.60
3:X:243:MET:HE2	3:X:243:MET:H	1.66	0.60
4:Y:266:PHE:CD1	4:Y:266:PHE:O	2.54	0.60
1:0:87:GLN:HB3	1:0:104:LEU:HD11	1.84	0.60
1:0:88:PRO:HB2	1:0:90:ILE:CG1	2.30	0.60
1:0:242:PRO:HG2	1:0:243:PRO:HD2	1.82	0.60
1:0:242:PRO:HD3	1:0:248:LYS:HE3	1.82	0.60
2:1:3:GLU:OE1	2:1:7:LEU:HD12	2.01	0.60
2:1:43:ILE:HD12	2:1:43:ILE:N	2.15	0.60
2:1:242:LEU:O	2:1:246:ALA:N	2.34	0.60
4:3:279:VAL:CG1	4:3:280:PRO:HD2	2.32	0.60
1:B:87:GLN:CB	1:B:104:LEU:HD11	2.31	0.60
1:B:297:LEU:HD23	1:B:301:VAL:HG13	1.83	0.60
2:C:191:GLU:N	2:C:222:ARG:O	2.24	0.60
3:D:26:THR:HG22	3:D:27:HIS:N	2.17	0.60

Continued on next page...

Continued from previous page...

Atom-1	Atom-2	Interatomic distance (Å)	Clash overlap (Å)
3:D:432:GLU:O	3:D:436:GLU:HG3	2.02	0.60
4:E:235:LEU:HD12	4:E:235:LEU:C	2.16	0.60
4:E:309:ARG:HD2	4:E:310:THR:N	2.16	0.60
3:F:130:ILE:O	3:F:131:ILE:O	2.19	0.60
2:H:42:LEU:O	2:H:185:THR:CB	2.50	0.60
2:H:260:ALA:HB3	2:H:313:HIS:CE1	2.37	0.60
3:I:56:LEU:O	3:I:120:PRO:HD2	2.02	0.60
4:J:138:TRP:CH2	4:J:215:GLN:CG	2.84	0.60
4:J:146:ARG:HB3	4:J:207:GLU:HA	1.83	0.60
4:J:227:ALA:H	4:J:228:PRO:HD2	1.66	0.60
3:K:17:LYS:HZ1	3:K:83:ASP:HB3	1.65	0.60
3:K:131:ILE:CD1	3:K:133:THR:HB	2.32	0.60
1:L:95:ASN:O	1:L:96:ASN:C	2.40	0.60
2:M:42:LEU:O	2:M:185:THR:CB	2.50	0.60
3:N:245:LEU:CD1	4:O:255:ILE:HG13	2.30	0.60
3:N:247:ILE:HG22	3:N:248:SER:N	2.16	0.60
3:N:264:ILE:CB	3:N:265:PRO:CD	2.78	0.60
3:N:432:GLU:O	3:N:436:GLU:HG3	2.02	0.60
4:O:37:THR:OG1	4:O:54:TRP:CZ3	2.55	0.60
4:O:78:ARG:HD3	4:O:108:LEU:CD1	2.32	0.60
4:O:159:LEU:CD1	4:O:208:ILE:HG23	2.32	0.60
4:O:266:PHE:CD1	4:O:266:PHE:O	2.55	0.60
4:O:441:LEU:HD12	4:O:441:LEU:C	2.21	0.60
3:P:17:LYS:HZ1	3:P:83:ASP:HB3	1.65	0.60
3:P:28:PHE:CD1	3:P:153:GLY:O	2.55	0.60
3:P:34:GLY:HA3	3:P:57:ARG:CG	2.32	0.60
1:Q:307:ARG:NH1	1:Q:434:VAL:HG21	2.16	0.60
1:Q:431:VAL:O	1:Q:432:ALA:HB3	2.02	0.60
2:R:291:TYR:HD1	2:R:291:TYR:N	2.00	0.60
3:S:260:ILE:HG22	3:S:264:ILE:HD11	1.84	0.60
3:S:264:ILE:CB	3:S:265:PRO:CD	2.78	0.60
3:S:387:LYS:O	3:S:391:GLU:HG3	2.02	0.60
3:S:410:LEU:O	3:S:414:PHE:N	2.31	0.60
4:T:60:ASN:N	4:T:60:ASN:ND2	2.49	0.60
4:T:78:ARG:HD3	4:T:108:LEU:CD1	2.32	0.60
3:U:117:MET:CE	3:U:119:THR:HG21	2.32	0.60
3:U:131:ILE:CD1	3:U:133:THR:HB	2.32	0.60
1:V:249:MET:CE	1:V:250:SER:HB3	2.32	0.60
1:V:297:LEU:HD23	1:V:301:VAL:HG13	1.83	0.60
2:W:45:LEU:CD1	2:W:190:TRP:CE3	2.77	0.60
2:W:206:PHE:CD1	2:W:206:PHE:O	2.55	0.60

Continued on next page...

Continued from previous page...

Atom-1	Atom-2	Interatomic distance (Å)	Clash overlap (Å)
3:X:387:LYS:O	3:X:391:GLU:HG3	2.02	0.60
3:X:410:LEU:O	3:X:414:PHE:HB2	2.02	0.60
4:Y:66:TRP:CE3	4:Y:70:GLU:HG2	2.37	0.60
3:Z:56:LEU:HD12	3:Z:90:LEU:HD13	1.83	0.60
1:O:69:PRO:O	1:O:74:GLY:N	2.35	0.60
1:O:249:MET:CE	1:O:250:SER:HB3	2.32	0.60
1:O:406:GLU:HA	1:O:409:LYS:CD	2.18	0.60
2:1:206:PHE:CD1	2:1:206:PHE:O	2.55	0.60
2:1:242:LEU:HD21	2:1:263:VAL:HG11	1.84	0.60
2:1:451:GLN:O	2:1:455:ARG:NH1	2.34	0.60
3:2:220:ILE:N	3:2:221:PRO:HD2	2.17	0.60
3:A:94:ASN:HD22	3:A:94:ASN:C	2.05	0.60
1:B:181:THR:HG23	1:B:183:ASN:N	2.17	0.60
1:B:241:LEU:HD13	2:C:314:PHE:CE2	2.37	0.60
2:C:55:ASN:HA	2:C:124:ALA:O	2.01	0.60
2:C:102:TYR:CD1	2:C:102:TYR:C	2.73	0.60
2:C:206:PHE:CD1	2:C:206:PHE:O	2.55	0.60
2:C:318:SER:CB	2:C:447:ASN:HD22	2.04	0.60
4:E:100:GLU:OE2	4:E:122:ILE:O	2.19	0.60
4:E:159:LEU:CD1	4:E:208:ILE:HG23	2.32	0.60
3:F:34:GLY:HA3	3:F:57:ARG:CG	2.32	0.60
3:F:227:PHE:HA	3:F:230:VAL:CB	2.28	0.60
2:H:17:TYR:CE1	2:H:18:ASN:O	2.54	0.60
2:H:35:LEU:HD22	2:H:215:VAL:CG1	2.32	0.60
3:I:26:THR:HG22	3:I:27:HIS:N	2.17	0.60
3:I:29:VAL:HG11	3:I:60:TRP:HE1	1.67	0.60
3:I:110:LEU:HA	3:I:116:ILE:HG22	1.84	0.60
3:I:241:GLU:C	3:I:243:MET:HE2	2.22	0.60
3:I:432:GLU:O	3:I:436:GLU:HG3	2.02	0.60
4:J:262:THR:CA	4:J:265:LEU:HB2	2.31	0.60
4:J:279:VAL:HB	4:J:280:PRO:HD2	1.83	0.60
4:J:441:LEU:C	4:J:441:LEU:HD12	2.21	0.60
3:K:1:SER:O	3:K:3:HIS:N	2.34	0.60
3:K:124:PHE:CD1	3:K:124:PHE:C	2.73	0.60
3:K:274:ILE:HG12	3:K:277:TYR:HE1	1.61	0.60
1:L:54:VAL:O	1:L:121:SER:HA	2.02	0.60
1:L:67:TRP:CB	1:L:72:TYR:HB2	2.31	0.60
1:L:290:LEU:HD11	1:L:453:SER:OG	2.01	0.60
1:L:307:ARG:NH1	1:L:434:VAL:HG21	2.16	0.60
2:M:2:ASN:HD22	2:M:71:ALA:HB3	1.67	0.60
2:M:190:TRP:CD1	2:M:221:ILE:CD1	2.75	0.60

Continued on next page...

Continued from previous page...

Atom-1	Atom-2	Interatomic distance (Å)	Clash overlap (Å)
3:N:384:GLU:HG2	4:O:422:ILE:HD12	1.84	0.60
4:O:100:GLU:OE2	4:O:122:ILE:O	2.19	0.60
4:O:152:ALA:N	4:O:205:PHE:HA	2.15	0.60
1:Q:40:LEU:HB2	1:Q:52:THR:HG23	1.82	0.60
1:Q:68:ASP:CB	1:Q:69:PRO:CD	2.74	0.60
1:Q:100:PHE:HB2	1:Q:103:THR:OG1	2.02	0.60
2:R:190:TRP:HA	2:R:223:ARG:HB2	1.82	0.60
3:S:47:ASN:O	3:S:48:GLN:CG	2.47	0.60
3:S:67:TRP:CD1	3:S:71:ASP:CG	2.75	0.60
3:S:242:LYS:N	3:S:243:MET:HE2	2.16	0.60
3:S:247:ILE:HG22	3:S:248:SER:N	2.16	0.60
3:S:410:LEU:O	3:S:414:PHE:HB2	2.02	0.60
4:T:49:LEU:O	4:T:124:ARG:HD2	2.01	0.60
4:T:279:VAL:HB	4:T:280:PRO:HD2	1.83	0.60
3:U:28:PHE:CD1	3:U:153:GLY:O	2.55	0.60
1:V:68:ASP:CB	1:V:69:PRO:CD	2.74	0.60
2:W:11:LEU:O	2:W:16:LYS:HB2	2.01	0.60
2:W:105:ALA:HA	2:W:122:PRO:HG2	1.84	0.60
2:W:232:PHE:C	2:W:235:PRO:HD2	2.21	0.60
2:W:242:LEU:O	2:W:246:ALA:N	2.34	0.60
2:W:278:LEU:HD11	2:W:292:LEU:HD21	1.83	0.60
3:X:29:VAL:HG11	3:X:60:TRP:HE1	1.67	0.60
3:X:247:ILE:HG22	3:X:248:SER:N	2.16	0.60
3:X:384:GLU:HG2	4:Y:422:ILE:HD12	1.84	0.60
3:Z:223:LEU:O	3:Z:226:SER:HB2	2.02	0.60
3:Z:252:SER:O	3:Z:256:PHE:CE1	2.55	0.60
1:0:24:THR:HG22	1:0:25:VAL:N	2.07	0.59
1:0:39:SER:HA	1:0:179:ALA:O	2.01	0.59
1:0:181:THR:HG23	1:0:183:ASN:N	2.17	0.59
2:1:30:VAL:HG22	2:1:158:ILE:H	1.66	0.59
2:1:232:PHE:C	2:1:235:PRO:HD2	2.21	0.59
3:2:223:LEU:HD23	3:2:223:LEU:C	2.22	0.59
3:2:242:LYS:HB2	3:2:245:LEU:CD1	2.31	0.59
4:3:49:LEU:O	4:3:124:ARG:HD2	2.01	0.59
3:A:117:MET:CE	3:A:119:THR:HG21	2.32	0.59
3:A:223:LEU:O	3:A:226:SER:HB2	2.02	0.59
2:C:190:TRP:HA	2:C:223:ARG:HB2	1.82	0.59
3:D:220:ILE:N	3:D:221:PRO:HD2	2.17	0.59
4:E:66:TRP:N	4:E:66:TRP:CD1	2.70	0.59
4:E:67:ASN:H	4:E:67:ASN:ND2	1.84	0.59
4:E:138:TRP:CH2	4:E:215:GLN:CG	2.84	0.59

Continued on next page...

Continued from previous page...

Atom-1	Atom-2	Interatomic distance (Å)	Clash overlap (Å)
4:E:213:ILE:O	4:E:213:ILE:HG23	2.01	0.59
1:G:95:ASN:O	1:G:96:ASN:C	2.40	0.59
1:G:241:LEU:HD13	2:H:314:PHE:CE2	2.37	0.59
2:H:147:LYS:HE2	2:H:216:THR:HG23	1.83	0.59
2:H:263:VAL:N	3:I:251:LEU:HD11	2.17	0.59
4:J:159:LEU:CD1	4:J:208:ILE:HG23	2.32	0.59
3:K:187:TRP:CZ2	3:K:196:THR:CG2	2.73	0.59
3:K:255:VAL:HB	4:O:264:PHE:CZ	2.37	0.59
3:K:258:LEU:O	3:K:261:VAL:HB	2.01	0.59
2:M:147:LYS:HE2	2:M:216:THR:HG23	1.83	0.59
2:M:206:PHE:CD1	2:M:206:PHE:O	2.55	0.59
2:M:215:VAL:HG23	2:M:215:VAL:O	2.02	0.59
2:M:451:GLN:O	2:M:455:ARG:NH1	2.34	0.59
3:N:32:THR:HB	3:N:59:GLN:CB	2.24	0.59
4:O:86:LEU:HD13	4:O:103:TYR:HE1	1.63	0.59
3:P:255:VAL:HB	4:T:264:PHE:CZ	2.37	0.59
3:P:258:LEU:O	3:P:261:VAL:HB	2.01	0.59
2:R:247:PHE:C	2:R:250:PRO:CD	2.70	0.59
2:R:270:PHE:HD1	2:R:270:PHE:N	2.00	0.59
2:R:278:LEU:HD11	2:R:292:LEU:HD21	1.83	0.59
2:R:312:PHE:HZ	2:R:456:LEU:CD2	2.08	0.59
2:R:319:THR:OG1	2:R:448:LEU:HD23	2.02	0.59
3:S:15:TYR:HE2	3:S:84:ASP:HB3	1.66	0.59
3:S:245:LEU:HD11	4:T:255:ILE:CG1	2.29	0.59
3:S:291:VAL:HG12	3:S:295:VAL:HG11	1.83	0.59
3:S:416:LEU:HA	3:S:419:ILE:HG12	1.80	0.59
3:U:223:LEU:O	3:U:226:SER:HB2	2.02	0.59
3:U:255:VAL:HB	4:Y:264:PHE:CZ	2.37	0.59
3:U:430:LEU:O	3:U:433:LEU:HB3	2.01	0.59
1:V:92:LEU:HD22	1:V:146:PHE:CG	2.37	0.59
1:V:247:GLU:OE1	2:W:320:HIS:NE2	2.36	0.59
1:V:248:LYS:HD3	1:V:252:SER:CB	2.07	0.59
2:W:35:LEU:CD2	2:W:215:VAL:HG11	2.31	0.59
2:W:242:LEU:HD21	2:W:263:VAL:HG11	1.84	0.59
2:W:435:GLU:O	2:W:438:ALA:HB3	2.02	0.59
3:X:67:TRP:CD1	3:X:71:ASP:CG	2.75	0.59
4:Y:247:GLY:N	4:Y:250:LYS:HG3	2.16	0.59
4:Y:279:VAL:CG1	4:Y:280:PRO:HD2	2.32	0.59
3:Z:94:ASN:HD22	3:Z:94:ASN:C	2.05	0.59
3:Z:284:PHE:CE2	3:Z:424:SER:HB3	2.37	0.59
3:Z:413:VAL:O	3:Z:417:ILE:N	2.31	0.59

Continued on next page...

Continued from previous page...

Atom-1	Atom-2	Interatomic distance (Å)	Clash overlap (Å)
1:0:43:LEU:HB3	1:0:215:ARG:NH1	2.16	0.59
1:0:160:HIS:HE2	1:0:207:VAL:CG1	2.13	0.59
1:0:290:LEU:HD21	1:0:453:SER:OG	2.02	0.59
2:1:58:MET:HE1	2:1:120:TRP:CZ2	2.37	0.59
3:2:56:LEU:O	3:2:120:PRO:HD2	2.02	0.59
3:2:74:GLY:O	3:2:75:ILE:HG23	2.02	0.59
4:3:470:HIS:CE1	4:3:474:VAL:CG2	2.75	0.59
3:A:31:ILE:HG12	3:A:60:TRP:HB3	1.84	0.59
3:A:380:LYS:HE3	1:B:405:VAL:HA	1.84	0.59
2:C:45:LEU:CD1	2:C:190:TRP:CE3	2.77	0.59
2:C:154:ASN:CB	2:C:211:ASN:HB3	2.23	0.59
2:C:253:SER:O	2:C:256:LYS:HG3	2.02	0.59
2:C:451:GLN:O	2:C:455:ARG:NH1	2.34	0.59
3:D:245:LEU:HD11	4:E:255:ILE:CG1	2.29	0.59
3:D:280:PHE:N	3:D:280:PHE:CD1	2.67	0.59
3:D:387:LYS:O	3:D:391:GLU:HG3	2.02	0.59
3:F:61:ILE:HG22	3:F:115:LYS:HA	1.84	0.59
3:F:380:LYS:HE3	1:G:405:VAL:HA	1.84	0.59
1:G:46:LYS:NZ	1:G:275:LEU:O	2.24	0.59
1:G:92:LEU:HD22	1:G:146:PHE:CG	2.37	0.59
4:J:138:TRP:HH2	4:J:215:GLN:HE21	1.48	0.59
3:K:31:ILE:HG12	3:K:60:TRP:HB3	1.84	0.59
3:K:128:CYS:HB3	3:K:144:MET:HE1	1.85	0.59
3:K:156:VAL:CG2	3:K:157:SER:N	2.66	0.59
1:L:9:SER:CA	1:L:12:PHE:CE1	2.78	0.59
1:L:304:LEU:O	1:L:304:LEU:HD23	2.02	0.59
1:L:439:PHE:O	1:L:442:ILE:HG22	2.03	0.59
2:M:13:ILE:CD1	2:M:82:LEU:HD11	2.26	0.59
2:M:42:LEU:CD2	2:M:190:TRP:HH2	2.13	0.59
3:N:15:TYR:HE2	3:N:84:ASP:HB3	1.66	0.59
3:N:167:LEU:HD11	3:N:178:MET:HB2	1.76	0.59
3:N:220:ILE:N	3:N:221:PRO:HD2	2.17	0.59
3:N:298:THR:O	3:N:301:ARG:HB3	2.02	0.59
3:P:41:ILE:HG12	3:P:51:GLU:HB3	1.81	0.59
3:P:274:ILE:CG1	3:P:277:TYR:CE1	2.80	0.59
1:Q:69:PRO:O	1:Q:74:GLY:N	2.35	0.59
1:Q:87:GLN:CB	1:Q:104:LEU:HD11	2.31	0.59
2:R:84:PRO:HG2	2:R:85:GLU:OE1	2.01	0.59
3:S:7:LEU:HA	3:S:10:ASN:HD21	1.67	0.59
3:S:384:GLU:HG2	4:T:422:ILE:HD12	1.84	0.59
4:T:6:LEU:HD13	4:T:67:ASN:CG	2.23	0.59

Continued on next page...

Continued from previous page...

Atom-1	Atom-2	Interatomic distance (Å)	Clash overlap (Å)
4:T:19:LYS:HZ1	4:T:154:GLU:CB	2.07	0.59
4:T:222:ILE:HG23	4:T:223:ILE:N	2.16	0.59
1:V:462:VAL:O	1:V:465:ASP:OD1	2.18	0.59
2:W:42:LEU:O	2:W:185:THR:CB	2.50	0.59
2:W:77:ILE:CD1	2:W:80:LEU:CD1	2.72	0.59
2:W:426:THR:HA	2:W:429:ILE:CG2	2.31	0.59
4:Y:279:VAL:HB	4:Y:280:PRO:HD2	1.83	0.59
3:Z:61:ILE:HG22	3:Z:115:LYS:HA	1.84	0.59
3:Z:131:ILE:CD1	3:Z:133:THR:HB	2.32	0.59
1:O:95:ASN:O	1:O:96:ASN:C	2.40	0.59
1:O:425:LYS:CA	1:O:428:TRP:CD1	2.71	0.59
2:1:312:PHE:O	2:1:315:ARG:HD2	2.02	0.59
3:2:43:VAL:CG1	3:2:50:VAL:HG22	2.33	0.59
3:2:260:ILE:HG22	3:2:264:ILE:HD11	1.84	0.59
3:A:417:ILE:HA	3:A:420:ILE:CG1	2.32	0.59
1:B:43:LEU:HB3	1:B:215:ARG:NH1	2.16	0.59
1:B:46:LYS:NZ	1:B:275:LEU:O	2.24	0.59
2:C:3:GLU:OE1	2:C:7:LEU:HD12	2.01	0.59
2:C:7:LEU:HD11	2:C:70:ASN:ND2	2.18	0.59
2:C:42:LEU:O	2:C:185:THR:CB	2.50	0.59
2:C:62:TRP:HZ2	2:C:88:TRP:O	1.85	0.59
2:C:91:ASP:OD1	2:C:153:TYR:CE1	2.54	0.59
2:C:260:ALA:HB3	2:C:313:HIS:CE1	2.37	0.59
3:D:293:VAL:O	3:D:297:ASN:ND2	2.36	0.59
4:E:37:THR:OG1	4:E:54:TRP:CZ3	2.55	0.59
4:E:78:ARG:CD	4:E:108:LEU:HD12	2.33	0.59
1:G:62:ASP:C	1:G:64:ARG:H	2.05	0.59
2:H:3:GLU:OE1	2:H:7:LEU:HD12	2.01	0.59
2:H:270:PHE:HD1	2:H:270:PHE:N	2.00	0.59
2:H:278:LEU:HD11	2:H:292:LEU:HD21	1.84	0.59
2:H:312:PHE:O	2:H:315:ARG:HD2	2.02	0.59
3:I:27:HIS:O	3:I:28:PHE:CB	2.50	0.59
3:I:37:LEU:HD13	3:I:54:VAL:HG13	1.82	0.59
3:I:67:TRP:CD1	3:I:71:ASP:CG	2.75	0.59
3:I:250:LEU:HD22	3:I:292:THR:OG1	2.02	0.59
4:J:456:LEU:HD22	4:J:460:LEU:HG	1.84	0.59
3:K:226:SER:O	3:K:230:VAL:N	2.34	0.59
3:K:252:SER:O	3:K:256:PHE:CE1	2.55	0.59
1:L:9:SER:O	1:L:13:GLU:HG3	2.02	0.59
1:L:69:PRO:O	1:L:74:GLY:N	2.35	0.59
1:L:241:LEU:HD13	2:M:314:PHE:CE2	2.37	0.59

Continued on next page...

Continued from previous page...

Atom-1	Atom-2	Interatomic distance (Å)	Clash overlap (Å)
1:L:285:MET:O	1:L:289:ILE:HG12	2.03	0.59
3:N:291:VAL:HG12	3:N:295:VAL:HG11	1.83	0.59
4:O:34:LEU:HD12	4:O:210:PHE:CZ	2.38	0.59
4:O:66:TRP:CE3	4:O:70:GLU:HG2	2.37	0.59
4:O:247:GLY:N	4:O:250:LYS:HG3	2.16	0.59
4:O:296:ILE:HG13	4:O:297:VAL:N	2.17	0.59
3:P:136:PRO:CB	3:P:138:ASP:OD1	2.50	0.59
3:P:223:LEU:O	3:P:226:SER:HB2	2.02	0.59
3:P:284:PHE:CZ	3:P:424:SER:HB3	2.37	0.59
1:Q:181:THR:HG23	1:Q:183:ASN:N	2.17	0.59
1:Q:290:LEU:HD21	1:Q:453:SER:OG	2.02	0.59
2:R:11:LEU:O	2:R:16:LYS:HB2	2.01	0.59
2:R:426:THR:CA	2:R:429:ILE:HG23	2.32	0.59
2:R:426:THR:HA	2:R:429:ILE:CG2	2.31	0.59
3:S:237:THR:OG1	3:S:406:ILE:CG2	2.50	0.59
3:S:293:VAL:O	3:S:297:ASN:ND2	2.36	0.59
3:U:57:ARG:HD3	3:U:161:GLU:CG	2.29	0.59
3:U:79:ARG:NH1	3:U:107:LYS:NZ	2.50	0.59
3:U:124:PHE:CD1	3:U:124:PHE:C	2.73	0.59
1:V:9:SER:O	1:V:13:GLU:HG3	2.02	0.59
1:V:87:GLN:CB	1:V:104:LEU:HD11	2.31	0.59
2:W:199:LYS:HZ3	2:W:200:ASN:HA	1.66	0.59
3:X:237:THR:OG1	3:X:406:ILE:CG2	2.50	0.59
4:Y:246:ALA:CA	4:Y:250:LYS:HZ2	2.16	0.59
3:Z:34:GLY:HA3	3:Z:57:ARG:CG	2.32	0.59
3:Z:156:VAL:CG2	3:Z:157:SER:N	2.65	0.59
3:Z:247:ILE:HG23	3:Z:248:SER:N	2.16	0.59
1:0:65:LEU:HD23	1:0:110:VAL:HG11	1.84	0.59
1:0:132:VAL:O	1:0:279:ILE:CG2	2.49	0.59
2:1:7:LEU:HD11	2:1:70:ASN:ND2	2.18	0.59
2:1:253:SER:O	2:1:256:LYS:HG3	2.02	0.59
3:2:35:LEU:HD12	3:2:54:VAL:HG11	1.74	0.59
3:2:293:VAL:O	3:2:297:ASN:ND2	2.36	0.59
3:2:384:GLU:HG2	4:3:422:ILE:HD12	1.84	0.59
3:A:12:LEU:HG	3:A:13:GLU:N	2.17	0.59
3:A:252:SER:O	3:A:256:PHE:CE1	2.55	0.59
1:B:36:THR:O	1:B:55:PHE:CD1	2.56	0.59
1:B:68:ASP:CB	1:B:69:PRO:CD	2.74	0.59
1:B:88:PRO:O	1:B:90:ILE:N	2.34	0.59
1:B:95:ASN:O	1:B:96:ASN:C	2.40	0.59
1:B:100:PHE:HB2	1:B:103:THR:OG1	2.02	0.59

Continued on next page...

Continued from previous page...

Atom-1	Atom-2	Interatomic distance (Å)	Clash overlap (Å)
1:B:290:LEU:HD11	1:B:453:SER:OG	2.01	0.59
2:C:161:ASP:OD1	2:C:199:LYS:HD3	2.01	0.59
2:C:222:ARG:HH21	2:C:223:ARG:C	2.06	0.59
2:C:426:THR:CA	2:C:429:ILE:HG23	2.32	0.59
3:D:223:LEU:C	3:D:223:LEU:HD23	2.22	0.59
3:D:291:VAL:HG12	3:D:295:VAL:HG11	1.83	0.59
3:D:410:LEU:O	3:D:414:PHE:HB2	2.02	0.59
4:E:162:GLU:N	4:E:163:GLU:OE2	2.29	0.59
3:F:31:ILE:HG12	3:F:60:TRP:HB3	1.84	0.59
1:G:65:LEU:HD23	1:G:110:VAL:HG11	1.84	0.59
2:H:190:TRP:HA	2:H:223:ARG:HB2	1.82	0.59
2:H:312:PHE:HZ	2:H:456:LEU:CD2	2.08	0.59
3:I:137:PHE:CB	3:I:435:GLN:CB	2.69	0.59
3:I:187:TRP:HD1	3:I:197:PRO:O	1.85	0.59
4:J:178:THR:HG22	4:J:180:ASN:N	2.12	0.59
4:J:246:ALA:CA	4:J:250:LYS:HZ2	2.16	0.59
1:L:100:PHE:HB2	1:L:103:THR:OG1	2.02	0.59
1:L:101:GLU:HB2	1:L:123:ILE:HG22	1.84	0.59
1:L:297:LEU:HD23	1:L:301:VAL:HG13	1.83	0.59
2:M:190:TRP:HA	2:M:223:ARG:HB2	1.82	0.59
3:N:27:HIS:O	3:N:28:PHE:CB	2.51	0.59
3:N:260:ILE:HG22	3:N:264:ILE:HD11	1.84	0.59
3:N:387:LYS:O	3:N:391:GLU:HG3	2.02	0.59
4:O:49:LEU:O	4:O:124:ARG:HD2	2.01	0.59
4:O:246:ALA:CA	4:O:250:LYS:HZ2	2.16	0.59
3:P:117:MET:CE	3:P:119:THR:HG21	2.32	0.59
3:P:292:THR:HG22	3:P:296:ILE:HD11	1.85	0.59
1:Q:43:LEU:HB3	1:Q:215:ARG:NH1	2.16	0.59
1:Q:297:LEU:HD23	1:Q:301:VAL:HG13	1.83	0.59
2:R:91:ASP:OD1	2:R:153:TYR:CE1	2.54	0.59
2:R:161:ASP:OD1	2:R:199:LYS:HD3	2.01	0.59
2:R:242:LEU:HD21	2:R:263:VAL:HG11	1.84	0.59
2:R:263:VAL:N	3:S:251:LEU:HD11	2.17	0.59
2:R:282:ALA:O	2:R:285:VAL:N	2.28	0.59
2:R:291:TYR:N	2:R:291:TYR:CD1	2.71	0.59
3:S:29:VAL:HG11	3:S:60:TRP:HE1	1.67	0.59
3:S:187:TRP:NE1	3:S:197:PRO:O	2.35	0.59
3:S:220:ILE:N	3:S:221:PRO:HD2	2.17	0.59
4:T:14:TYR:CD2	4:T:16:LYS:NZ	2.66	0.59
4:T:103:TYR:C	4:T:104:TYR:HD1	2.02	0.59
4:T:159:LEU:CD1	4:T:208:ILE:HG23	2.32	0.59

Continued on next page...

Continued from previous page...

Atom-1	Atom-2	Interatomic distance (Å)	Clash overlap (Å)
4:T:212:LEU:HD12	4:T:212:LEU:N	2.18	0.59
1:V:54:VAL:O	1:V:121:SER:HA	2.02	0.59
1:V:65:LEU:HD23	1:V:110:VAL:HG11	1.84	0.59
1:V:101:GLU:HB2	1:V:123:ILE:HG22	1.84	0.59
2:W:7:LEU:HD11	2:W:70:ASN:ND2	2.18	0.59
2:W:91:ASP:OD1	2:W:153:TYR:CE1	2.54	0.59
2:W:426:THR:CA	2:W:429:ILE:HG23	2.32	0.59
3:X:280:PHE:N	3:X:280:PHE:CD1	2.67	0.59
3:X:291:VAL:HG12	3:X:295:VAL:HG11	1.83	0.59
4:Y:34:LEU:HD12	4:Y:210:PHE:CZ	2.38	0.59
4:Y:66:TRP:N	4:Y:66:TRP:CD1	2.70	0.59
3:Z:117:MET:CE	3:Z:119:THR:HG21	2.32	0.59
1:0:9:SER:O	1:0:12:PHE:CD1	2.56	0.59
1:0:100:PHE:HB2	1:0:103:THR:OG1	2.02	0.59
1:0:247:GLU:OE1	2:1:320:HIS:CD2	2.56	0.59
2:1:139:PHE:CE2	2:1:291:TYR:OH	2.56	0.59
2:1:215:VAL:HG23	2:1:215:VAL:O	2.02	0.59
2:1:426:THR:CA	2:1:429:ILE:HG23	2.32	0.59
3:2:387:LYS:O	3:2:391:GLU:HG3	2.02	0.59
3:2:410:LEU:O	3:2:414:PHE:HB2	2.02	0.59
4:3:6:LEU:HD13	4:3:67:ASN:CG	2.23	0.59
4:3:138:TRP:CH2	4:3:215:GLN:CG	2.84	0.59
4:3:246:ALA:CA	4:3:250:LYS:HZ2	2.16	0.59
3:A:136:PRO:CB	3:A:138:ASP:OD1	2.50	0.59
1:B:9:SER:O	1:B:13:GLU:HG3	2.02	0.59
1:B:69:PRO:O	1:B:74:GLY:N	2.35	0.59
1:B:249:MET:O	1:B:252:SER:OG	2.21	0.59
2:C:464:VAL:CG1	2:C:465:MET:N	2.66	0.59
3:D:384:GLU:HG2	4:E:422:ILE:HD12	1.84	0.59
4:E:59:TRP:CZ2	4:E:84:LEU:HD22	2.38	0.59
3:F:136:PRO:CB	3:F:138:ASP:OD1	2.50	0.59
3:F:284:PHE:CZ	3:F:424:SER:HB3	2.37	0.59
1:G:43:LEU:HB3	1:G:215:ARG:NH1	2.16	0.59
1:G:101:GLU:HB2	1:G:123:ILE:HG22	1.84	0.59
2:H:12:LEU:HB2	2:H:16:LYS:CG	2.29	0.59
2:H:65:HIS:HD2	2:H:65:HIS:N	1.90	0.59
2:H:160:MET:N	2:H:213:GLN:HB2	2.15	0.59
2:H:305:ASN:O	2:H:309:VAL:N	2.32	0.59
2:H:319:THR:OG1	2:H:448:LEU:HD23	2.02	0.59
3:I:176:TRP:HB3	3:I:209:ARG:HD2	1.84	0.59
3:I:432:GLU:CG	3:I:435:GLN:NE2	2.59	0.59

Continued on next page...

Continued from previous page...

Atom-1	Atom-2	Interatomic distance (Å)	Clash overlap (Å)
3:K:94:ASN:C	3:K:94:ASN:HD22	2.05	0.59
3:K:415:MET:O	3:K:419:ILE:HB	2.03	0.59
1:L:62:ASP:C	1:L:64:ARG:H	2.05	0.59
2:M:93:VAL:CG2	2:M:151:LEU:HD13	2.32	0.59
2:M:247:PHE:C	2:M:250:PRO:CD	2.70	0.59
3:N:7:LEU:HA	3:N:10:ASN:HD21	1.67	0.59
3:N:250:LEU:HD22	3:N:292:THR:OG1	2.02	0.59
4:O:145:PHE:O	4:O:208:ILE:HD12	2.03	0.59
4:O:227:ALA:N	4:O:228:PRO:CD	2.66	0.59
1:Q:279:ILE:HG22	1:Q:280:ILE:CD1	2.25	0.59
2:R:62:TRP:HZ2	2:R:88:TRP:O	1.85	0.59
2:R:105:ALA:HA	2:R:122:PRO:HG2	1.84	0.59
2:R:215:VAL:HG23	2:R:215:VAL:O	2.02	0.59
3:S:298:THR:O	3:S:301:ARG:HB3	2.02	0.59
3:S:432:GLU:O	3:S:436:GLU:HG3	2.02	0.59
3:U:292:THR:HG22	3:U:296:ILE:HD11	1.85	0.59
1:V:37:LEU:HD23	1:V:179:ALA:CA	2.32	0.59
2:W:291:TYR:HD1	2:W:291:TYR:N	2.00	0.59
3:X:167:LEU:CG	3:X:178:MET:CB	2.77	0.59
3:X:250:LEU:HD22	3:X:292:THR:OG1	2.02	0.59
4:Y:222:ILE:HG23	4:Y:223:ILE:N	2.16	0.59
3:Z:218:VAL:HG13	3:Z:219:ILE:N	2.18	0.59
1:0:9:SER:O	1:0:13:GLU:HG3	2.02	0.59
1:0:92:LEU:HB2	1:0:96:ASN:N	2.18	0.59
1:0:198:ARG:CG	1:0:198:ARG:NH1	2.59	0.59
1:0:426:LYS:HB3	1:0:430:TYR:CE2	2.38	0.59
2:1:13:ILE:CD1	2:1:82:LEU:HD11	2.26	0.59
2:1:42:LEU:O	2:1:185:THR:CB	2.50	0.59
2:1:84:PRO:HG2	2:1:85:GLU:OE1	2.01	0.59
2:1:222:ARG:HH21	2:1:223:ARG:C	2.06	0.59
2:1:241:PHE:CD1	2:1:241:PHE:C	2.76	0.59
3:2:250:LEU:HD22	3:2:292:THR:OG1	2.02	0.59
4:3:162:GLU:H	4:3:163:GLU:CD	2.06	0.59
4:3:227:ALA:N	4:3:228:PRO:CD	2.66	0.59
3:A:41:ILE:HG12	3:A:51:GLU:HB3	1.81	0.59
3:A:156:VAL:HG22	3:A:157:SER:N	2.18	0.59
3:A:255:VAL:HB	4:E:264:PHE:CZ	2.37	0.59
3:A:292:THR:HG22	3:A:296:ILE:HD11	1.85	0.59
1:B:9:SER:O	1:B:12:PHE:CD1	2.56	0.59
1:B:38:THR:OG1	1:B:39:SER:N	2.35	0.59
1:B:251:LEU:HD12	1:B:251:LEU:C	2.23	0.59

Continued on next page...

Continued from previous page...

Atom-1	Atom-2	Interatomic distance (Å)	Clash overlap (Å)
2:C:84:PRO:HG2	2:C:85:GLU:OE1	2.02	0.59
3:D:109:LEU:HD12	3:D:117:MET:HB3	1.85	0.59
3:F:247:ILE:HG23	3:F:248:SER:N	2.16	0.59
3:F:265:PRO:O	3:F:269:SER:N	2.33	0.59
1:G:9:SER:O	1:G:12:PHE:CD1	2.56	0.59
1:G:37:LEU:HD23	1:G:179:ALA:CA	2.32	0.59
1:G:38:THR:OG1	1:G:39:SER:N	2.35	0.59
1:G:92:LEU:CB	1:G:96:ASN:HB2	2.33	0.59
1:G:253:ILE:CD1	1:G:302:LEU:HD21	2.33	0.59
1:G:290:LEU:HD21	1:G:453:SER:OG	2.02	0.59
2:H:148:PHE:CB	2:H:215:VAL:HG22	2.26	0.59
3:I:387:LYS:O	3:I:391:GLU:HG3	2.02	0.59
4:J:66:TRP:N	4:J:66:TRP:CD1	2.70	0.59
3:K:56:LEU:HD12	3:K:90:LEU:HD13	1.83	0.59
3:K:265:PRO:O	3:K:269:SER:N	2.34	0.59
1:L:92:LEU:HD22	1:L:146:PHE:CG	2.38	0.59
1:L:92:LEU:HB2	1:L:96:ASN:N	2.18	0.59
1:L:247:GLU:OE1	2:M:320:HIS:CD2	2.56	0.59
1:L:249:MET:O	1:L:252:SER:OG	2.21	0.59
1:L:251:LEU:HD12	1:L:251:LEU:C	2.23	0.59
2:M:139:PHE:CE2	2:M:291:TYR:OH	2.56	0.59
3:N:43:VAL:CG1	3:N:50:VAL:HG22	2.33	0.59
3:N:110:LEU:HA	3:N:116:ILE:HG22	1.84	0.59
3:N:293:VAL:O	3:N:297:ASN:ND2	2.36	0.59
4:O:6:LEU:HD13	4:O:67:ASN:CG	2.23	0.59
4:O:311:PRO:CD	4:O:440:VAL:HG13	2.16	0.59
3:P:106:THR:HG22	3:P:107:LYS:N	2.16	0.59
3:P:131:ILE:CD1	3:P:133:THR:HB	2.32	0.59
3:P:156:VAL:CG2	3:P:157:SER:N	2.65	0.59
3:P:187:TRP:CZ2	3:P:196:THR:CG2	2.73	0.59
1:Q:9:SER:O	1:Q:13:GLU:HG3	2.02	0.59
1:Q:54:VAL:O	1:Q:121:SER:HA	2.02	0.59
1:Q:92:LEU:HB2	1:Q:96:ASN:N	2.18	0.59
1:Q:249:MET:O	1:Q:252:SER:OG	2.21	0.59
3:S:60:TRP:CZ2	3:S:86:TRP:CZ3	2.91	0.59
4:T:34:LEU:HD12	4:T:210:PHE:CZ	2.38	0.59
4:T:138:TRP:HH2	4:T:215:GLN:HE21	1.48	0.59
3:U:189:TYR:CA	3:U:197:PRO:HD2	2.29	0.59
1:V:62:ASP:C	1:V:64:ARG:H	2.05	0.59
3:X:245:LEU:HD21	4:Y:255:ILE:CG1	2.30	0.59
3:X:284:PHE:CE2	3:X:424:SER:CB	2.86	0.59

Continued on next page...

Continued from previous page...

Atom-1	Atom-2	Interatomic distance (Å)	Clash overlap (Å)
4:Y:59:TRP:CZ2	4:Y:84:LEU:HD22	2.38	0.59
4:Y:303:VAL:O	4:Y:307:SER:N	2.30	0.59
3:Z:136:PRO:HA	3:Z:277:TYR:CE1	2.37	0.59
3:Z:415:MET:O	3:Z:419:ILE:HB	2.03	0.59
1:0:290:LEU:HD11	1:0:453:SER:OG	2.01	0.59
2:1:2:ASN:HD22	2:1:71:ALA:HB3	1.67	0.59
2:1:93:VAL:HB	2:1:151:LEU:HB2	1.85	0.59
2:1:270:PHE:HD1	2:1:270:PHE:N	2.00	0.59
3:2:26:THR:HG22	3:2:27:HIS:N	2.17	0.59
3:2:110:LEU:HA	3:2:116:ILE:HG22	1.84	0.59
3:2:118:TRP:NE1	3:2:120:PRO:HB3	2.09	0.59
3:2:250:LEU:CD2	3:2:292:THR:OG1	2.51	0.59
4:3:78:ARG:CD	4:3:108:LEU:HD12	2.33	0.59
3:A:131:ILE:CD1	3:A:133:THR:HB	2.32	0.59
3:A:415:MET:O	3:A:419:ILE:HB	2.03	0.59
1:B:92:LEU:HD22	1:B:146:PHE:CG	2.37	0.59
1:B:290:LEU:HD21	1:B:453:SER:OG	2.02	0.59
1:B:304:LEU:O	1:B:304:LEU:HD23	2.02	0.59
2:C:93:VAL:CG2	2:C:151:LEU:HD13	2.32	0.59
2:C:279:PRO:CA	2:C:282:ALA:HB3	2.33	0.59
3:D:243:MET:HE2	3:D:243:MET:H	1.66	0.59
4:E:228:PRO:HA	4:E:231:LEU:HD23	1.85	0.59
3:F:171:MET:CG	3:F:173:SER:H	2.15	0.59
3:F:306:HIS:HB2	4:J:250:LYS:NZ	2.18	0.59
1:G:9:SER:O	1:G:13:GLU:HG3	2.02	0.59
1:G:36:THR:O	1:G:55:PHE:CD1	2.56	0.59
1:G:102:ILE:HB	1:G:121:SER:O	2.03	0.59
1:G:238:VAL:HG13	1:G:248:LYS:HZ2	1.65	0.59
1:G:290:LEU:HD11	1:G:453:SER:OG	2.01	0.59
1:G:439:PHE:O	1:G:442:ILE:HG22	2.03	0.59
2:H:241:PHE:O	2:H:245:LEU:N	2.27	0.59
2:H:247:PHE:C	2:H:250:PRO:CD	2.70	0.59
2:H:288:ILE:HD11	2:H:290:LYS:HE3	1.83	0.59
2:H:426:THR:HA	2:H:429:ILE:CG2	2.31	0.59
2:H:435:GLU:O	2:H:438:ALA:HB3	2.02	0.59
3:I:410:LEU:O	3:I:414:PHE:N	2.31	0.59
4:J:31:THR:CB	4:J:58:GLN:HB2	2.30	0.59
4:J:78:ARG:HD3	4:J:108:LEU:CD1	2.32	0.59
4:J:232:ILE:HG22	4:J:233:SER:N	2.18	0.59
4:J:272:VAL:N	4:J:273:PRO:HD2	2.18	0.59
4:J:296:ILE:CG1	4:J:297:VAL:N	2.66	0.59

Continued on next page...

Continued from previous page...

Atom-1	Atom-2	Interatomic distance (Å)	Clash overlap (Å)
3:K:79:ARG:NH1	3:K:107:LYS:NZ	2.50	0.59
3:K:292:THR:HG22	3:K:296:ILE:HD11	1.85	0.59
1:L:38:THR:OG1	1:L:39:SER:N	2.35	0.59
1:L:88:PRO:O	1:L:90:ILE:N	2.34	0.59
2:M:7:LEU:HD11	2:M:70:ASN:ND2	2.18	0.59
2:M:260:ALA:HB3	2:M:313:HIS:CE1	2.37	0.59
2:M:426:THR:CA	2:M:429:ILE:HG23	2.32	0.59
3:N:56:LEU:O	3:N:120:PRO:HD3	2.03	0.59
4:O:162:GLU:H	4:O:163:GLU:CD	2.06	0.59
4:O:228:PRO:HA	4:O:231:LEU:HD23	1.85	0.59
4:O:472:ASN:O	4:O:476:GLU:CG	2.46	0.59
3:P:142:CYS:CB	3:P:205:PHE:HB2	2.28	0.59
3:P:242:LYS:CD	1:Q:312:HIS:ND1	2.62	0.59
3:P:284:PHE:CE2	3:P:424:SER:HB3	2.37	0.59
1:Q:92:LEU:HD22	1:Q:146:PHE:CG	2.37	0.59
1:Q:247:GLU:OE1	2:R:320:HIS:NE2	2.35	0.59
2:R:241:PHE:CD1	2:R:241:PHE:C	2.76	0.59
3:S:109:LEU:HD12	3:S:117:MET:HB3	1.85	0.59
3:S:223:LEU:HD23	3:S:223:LEU:C	2.22	0.59
4:T:296:ILE:CG1	4:T:297:VAL:N	2.66	0.59
3:U:31:ILE:HG12	3:U:60:TRP:HB3	1.84	0.59
3:U:106:THR:HG22	3:U:107:LYS:N	2.16	0.59
1:V:43:LEU:HB3	1:V:215:ARG:NH1	2.16	0.59
1:V:67:TRP:CB	1:V:72:TYR:HB2	2.31	0.59
1:V:290:LEU:HD21	1:V:453:SER:OG	2.02	0.59
2:W:247:PHE:C	2:W:250:PRO:CD	2.70	0.59
2:W:260:ALA:HB3	2:W:313:HIS:CE1	2.37	0.59
3:X:102:ILE:CG1	4:Y:98:GLN:HE21	2.12	0.59
3:X:305:THR:HG1	3:X:401:TYR:HD2	1.50	0.59
4:Y:47:GLU:HG2	4:Y:128:PRO:O	2.03	0.59
4:Y:212:LEU:HD12	4:Y:212:LEU:N	2.18	0.59
4:Y:272:VAL:N	4:Y:273:PRO:HD2	2.18	0.59
3:Z:226:SER:O	3:Z:230:VAL:N	2.34	0.59
1:0:37:LEU:HD23	1:0:179:ALA:CA	2.32	0.59
1:0:241:LEU:HD13	2:1:314:PHE:CE2	2.37	0.59
1:0:251:LEU:HD12	1:0:251:LEU:C	2.23	0.59
1:0:257:LEU:CD2	3:Z:252:SER:OG	2.48	0.59
1:0:258:ALA:HB3	2:1:265:LEU:CD2	2.28	0.59
3:2:109:LEU:O	3:2:116:ILE:CG2	2.48	0.59
4:3:78:ARG:CD	4:3:108:LEU:CD1	2.81	0.59
4:3:239:VAL:CG1	4:3:254:SER:OG	2.51	0.59

Continued on next page...

Continued from previous page...

Atom-1	Atom-2	Interatomic distance (Å)	Clash overlap (Å)
4:3:296:ILE:CG1	4:3:297:VAL:N	2.66	0.59
3:A:56:LEU:HD12	3:A:90:LEU:HD13	1.83	0.59
3:A:156:VAL:CG2	3:A:157:SER:N	2.66	0.59
1:B:67:TRP:CB	1:B:72:TYR:HB2	2.31	0.59
1:B:247:GLU:OE1	2:C:320:HIS:CD2	2.56	0.59
2:C:291:TYR:HD1	2:C:291:TYR:N	2.00	0.59
2:C:312:PHE:O	2:C:315:ARG:HD2	2.02	0.59
3:D:102:ILE:CG1	4:E:98:GLN:HE21	2.12	0.59
3:D:114:GLY:O	3:D:116:ILE:HG23	2.03	0.59
3:D:278:MET:SD	3:D:281:THR:OG1	2.56	0.59
4:E:47:GLU:HG2	4:E:128:PRO:O	2.03	0.59
4:E:162:GLU:H	4:E:163:GLU:CD	2.06	0.59
3:F:131:ILE:CD1	3:F:133:THR:HB	2.32	0.59
1:G:69:PRO:O	1:G:74:GLY:N	2.35	0.59
1:G:92:LEU:HB2	1:G:96:ASN:N	2.18	0.59
1:G:147:LYS:HG3	1:G:148:SER:H	1.65	0.59
1:G:285:MET:O	1:G:289:ILE:HG12	2.03	0.59
2:H:30:VAL:HG22	2:H:158:ILE:H	1.66	0.59
2:H:426:THR:CA	2:H:429:ILE:HG23	2.32	0.59
3:I:179:LYS:HB2	3:I:206:ILE:HG22	1.85	0.59
3:I:242:LYS:N	3:I:243:MET:HE2	2.18	0.59
3:I:250:LEU:CD2	3:I:292:THR:OG1	2.51	0.59
3:K:156:VAL:HG22	3:K:157:SER:N	2.18	0.59
3:K:306:HIS:HB2	4:O:250:LYS:NZ	2.18	0.59
3:K:419:ILE:HD13	3:K:423:VAL:HG21	1.84	0.59
1:L:91:VAL:HA	1:L:96:ASN:CG	2.23	0.59
2:M:91:ASP:OD1	2:M:153:TYR:CE1	2.54	0.59
2:M:242:LEU:HD21	2:M:263:VAL:HG11	1.84	0.59
3:N:74:GLY:O	3:N:75:ILE:HG23	2.03	0.59
3:N:109:LEU:HD12	3:N:117:MET:HB3	1.85	0.59
3:N:228:LEU:HD23	3:N:249:VAL:CG1	2.32	0.59
3:N:412:CYS:HA	3:N:415:MET:CE	2.33	0.59
4:O:47:GLU:HG2	4:O:128:PRO:O	2.03	0.59
4:O:78:ARG:CD	4:O:108:LEU:HD12	2.33	0.59
3:P:415:MET:O	3:P:419:ILE:HB	2.03	0.59
3:P:417:ILE:HA	3:P:420:ILE:CG1	2.32	0.59
3:P:430:LEU:O	3:P:433:LEU:HB3	2.01	0.59
2:R:38:THR:HG21	2:R:57:TRP:CZ3	2.36	0.59
4:T:78:ARG:CD	4:T:108:LEU:HD12	2.33	0.59
4:T:145:PHE:O	4:T:208:ILE:HD12	2.02	0.59
4:T:177:PHE:CE2	4:T:184:THR:HA	2.38	0.59

Continued on next page...

Continued from previous page...

Atom-1	Atom-2	Interatomic distance (Å)	Clash overlap (Å)
3:U:94:ASN:C	3:U:94:ASN:HD22	2.05	0.59
3:U:156:VAL:HG22	3:U:157:SER:N	2.18	0.59
3:U:245:LEU:HG	1:V:253:ILE:CG2	2.33	0.59
1:V:16:ASN:OD1	1:V:18:LYS:NZ	2.23	0.59
1:V:247:GLU:OE1	2:W:320:HIS:CD2	2.56	0.59
2:W:93:VAL:CG2	2:W:151:LEU:HD13	2.32	0.59
2:W:434:LYS:CD	2:W:435:GLU:CG	2.70	0.59
3:X:250:LEU:CD2	3:X:292:THR:OG1	2.51	0.59
3:X:293:VAL:O	3:X:297:ASN:ND2	2.36	0.59
4:Y:227:ALA:N	4:Y:228:PRO:CD	2.66	0.59
3:Z:37:LEU:HD23	3:Z:54:VAL:HG12	1.85	0.59
1:0:249:MET:O	1:0:252:SER:OG	2.21	0.59
1:0:439:PHE:O	1:0:442:ILE:HG22	2.03	0.59
2:1:62:TRP:HZ2	2:1:88:TRP:O	1.85	0.59
2:1:318:SER:CB	2:1:447:ASN:HD22	2.04	0.59
4:3:66:TRP:N	4:3:66:TRP:CD1	2.70	0.59
3:A:261:VAL:O	3:A:265:PRO:CG	2.51	0.59
2:C:42:LEU:CD2	2:C:190:TRP:CZ2	2.86	0.59
3:D:56:LEU:O	3:D:120:PRO:HD3	2.03	0.59
3:D:238:ASP:HB3	4:E:308:LEU:HD22	1.81	0.59
3:D:250:LEU:CD2	3:D:292:THR:OG1	2.51	0.59
3:D:260:ILE:HG22	3:D:264:ILE:HD11	1.84	0.59
4:E:227:ALA:N	4:E:228:PRO:CD	2.66	0.59
4:E:232:ILE:HG22	4:E:233:SER:N	2.18	0.59
4:E:470:HIS:CE1	4:E:474:VAL:CG2	2.75	0.59
3:F:160:PRO:HG2	3:F:185:LYS:HZ1	1.66	0.59
1:G:54:VAL:O	1:G:121:SER:HA	2.02	0.59
1:G:87:GLN:HB3	1:G:104:LEU:HD11	1.84	0.59
1:G:406:GLU:HG2	1:G:409:LYS:HD2	1.85	0.59
2:H:222:ARG:HH21	2:H:223:ARG:C	2.06	0.59
2:H:228:TYR:HD1	2:H:229:VAL:H	1.47	0.59
3:I:7:LEU:HA	3:I:10:ASN:HD21	1.67	0.59
3:I:21:PRO:HB3	3:I:62:ASP:OD2	2.03	0.59
3:I:114:GLY:O	3:I:116:ILE:HG23	2.03	0.59
4:J:34:LEU:CD2	4:J:55:ILE:HA	2.33	0.59
4:J:37:THR:OG1	4:J:54:TRP:CZ3	2.55	0.59
3:K:29:VAL:HB	3:K:31:ILE:HD12	1.85	0.59
1:L:36:THR:O	1:L:55:PHE:CD1	2.56	0.59
1:L:258:ALA:HB3	2:M:265:LEU:CD2	2.28	0.59
1:L:406:GLU:HG2	1:L:409:LYS:HD2	1.85	0.59
2:M:49:ASP:O	2:M:50:GLU:HG3	2.03	0.59

Continued on next page...

Continued from previous page...

Atom-1	Atom-2	Interatomic distance (Å)	Clash overlap (Å)
2:M:93:VAL:HB	2:M:151:LEU:HD22	1.85	0.59
2:M:230:ILE:HG13	2:M:231:ASN:H	1.63	0.59
3:N:60:TRP:CZ2	3:N:86:TRP:CZ3	2.90	0.59
3:N:250:LEU:CD2	3:N:292:THR:OG1	2.51	0.59
4:O:34:LEU:CD2	4:O:55:ILE:HA	2.33	0.59
4:O:212:LEU:HD12	4:O:212:LEU:N	2.18	0.59
4:O:239:VAL:CG1	4:O:254:SER:OG	2.51	0.59
3:P:56:LEU:HD12	3:P:90:LEU:HD13	1.83	0.59
3:P:262:GLU:HG2	4:T:271:LYS:HZ1	1.67	0.59
1:Q:426:LYS:HB3	1:Q:430:TYR:CE2	2.38	0.59
4:T:102:ALA:HB2	4:T:121:ALA:CB	2.33	0.59
4:T:279:VAL:CB	4:T:280:PRO:HD2	2.33	0.59
3:U:29:VAL:HB	3:U:31:ILE:CD1	2.33	0.59
1:V:249:MET:O	1:V:252:SER:OG	2.21	0.59
1:V:426:LYS:HB3	1:V:430:TYR:CE2	2.38	0.59
3:X:7:LEU:HA	3:X:10:ASN:HD21	1.67	0.59
3:X:43:VAL:CG1	3:X:50:VAL:HG22	2.33	0.59
3:X:109:LEU:HD12	3:X:117:MET:HB3	1.85	0.59
3:X:298:THR:O	3:X:301:ARG:HB3	2.02	0.59
3:X:432:GLU:O	3:X:436:GLU:HG3	2.02	0.59
4:Y:78:ARG:CD	4:Y:108:LEU:CD1	2.81	0.59
4:Y:177:PHE:CE2	4:Y:184:THR:HA	2.38	0.59
3:Z:137:PHE:CE1	3:Z:210:ILE:CD1	2.77	0.59
1:0:38:THR:OG1	1:0:39:SER:N	2.35	0.59
1:0:85:VAL:HG12	1:0:86:TRP:N	2.18	0.59
1:0:92:LEU:CB	1:0:96:ASN:HB2	2.33	0.59
1:0:285:MET:O	1:0:289:ILE:HG12	2.03	0.59
1:0:304:LEU:O	1:0:304:LEU:HD23	2.02	0.59
2:1:191:GLU:N	2:1:222:ARG:O	2.24	0.59
3:2:89:ASP:CB	3:2:149:TRP:HD1	2.16	0.59
3:2:109:LEU:HD12	3:2:117:MET:HB3	1.85	0.59
3:2:114:GLY:O	3:2:116:ILE:HG23	2.03	0.59
3:A:29:VAL:HB	3:A:31:ILE:HD12	1.85	0.59
3:A:50:VAL:HG12	3:A:52:THR:HG23	1.85	0.59
3:A:245:LEU:HG	1:B:253:ILE:CG2	2.33	0.59
3:A:265:PRO:O	3:A:269:SER:N	2.34	0.59
3:A:306:HIS:HB2	4:E:250:LYS:NZ	2.18	0.59
2:C:162:LEU:N	2:C:199:LYS:HG2	2.18	0.59
2:C:435:GLU:O	2:C:438:ALA:HB3	2.02	0.59
3:D:21:PRO:HB3	3:D:62:ASP:OD2	2.03	0.59
3:D:66:ARG:HD3	3:D:66:ARG:H	1.68	0.59

Continued on next page...

Continued from previous page...

Atom-1	Atom-2	Interatomic distance (Å)	Clash overlap (Å)
3:D:187:TRP:NE1	3:D:197:PRO:O	2.35	0.59
4:E:122:ILE:HD13	4:E:122:ILE:N	2.16	0.59
4:E:145:PHE:O	4:E:208:ILE:HD12	2.02	0.59
4:E:177:PHE:CE2	4:E:184:THR:HA	2.38	0.59
4:E:456:LEU:HD22	4:E:460:LEU:HG	1.84	0.59
3:F:166:ASP:OD2	3:F:178:MET:HE1	2.01	0.59
3:F:292:THR:HG22	3:F:296:ILE:HD11	1.85	0.59
1:G:40:LEU:HD13	1:G:40:LEU:C	2.24	0.59
2:H:161:ASP:OD1	2:H:199:LYS:HD3	2.01	0.59
3:I:178:MET:HA	3:I:207:MET:HB2	1.85	0.59
4:J:213:ILE:HG23	4:J:213:ILE:O	2.01	0.59
4:J:250:LYS:HB3	4:J:253:LEU:CD2	2.30	0.59
4:J:296:ILE:HG13	4:J:297:VAL:N	2.17	0.59
3:K:136:PRO:CB	3:K:138:ASP:OD1	2.50	0.59
3:K:171:MET:CG	3:K:173:SER:H	2.15	0.59
3:K:189:TYR:CA	3:K:197:PRO:HD2	2.29	0.59
3:K:245:LEU:HG	1:L:253:ILE:CG2	2.33	0.59
3:K:408:HIS:O	3:K:412:CYS:N	2.33	0.59
1:L:87:GLN:HB3	1:L:104:LEU:HD11	1.84	0.59
1:L:290:LEU:HD21	1:L:453:SER:OG	2.02	0.59
2:M:148:PHE:CB	2:M:215:VAL:HG22	2.26	0.59
2:M:162:LEU:N	2:M:199:LYS:HG2	2.18	0.59
2:M:435:GLU:O	2:M:438:ALA:HB3	2.02	0.59
3:N:407:ASP:OD1	3:N:408:HIS:CD2	2.51	0.59
4:O:227:ALA:H	4:O:228:PRO:HD2	1.66	0.59
4:O:279:VAL:CB	4:O:280:PRO:HD2	2.33	0.59
3:P:245:LEU:HG	1:Q:253:ILE:CG2	2.33	0.59
1:Q:38:THR:OG1	1:Q:39:SER:N	2.35	0.59
1:Q:182:GLU:CD	1:Q:182:GLU:H	2.06	0.59
2:R:35:LEU:CD2	2:R:215:VAL:HG11	2.31	0.59
3:S:56:LEU:O	3:S:120:PRO:HD2	2.02	0.59
4:T:78:ARG:CD	4:T:108:LEU:CD1	2.81	0.59
3:U:29:VAL:HB	3:U:31:ILE:HD12	1.85	0.59
3:U:34:GLY:HA3	3:U:57:ARG:HD3	1.85	0.59
3:U:34:GLY:HA3	3:U:57:ARG:CG	2.32	0.59
3:U:136:PRO:CB	3:U:138:ASP:OD1	2.50	0.59
1:V:100:PHE:HB2	1:V:103:THR:OG1	2.02	0.59
1:V:439:PHE:O	1:V:442:ILE:HG22	2.03	0.59
2:W:49:ASP:O	2:W:50:GLU:HG3	2.03	0.59
2:W:93:VAL:HB	2:W:151:LEU:HB2	1.85	0.59
2:W:162:LEU:N	2:W:199:LYS:HG2	2.18	0.59

Continued on next page...

Continued from previous page...

Atom-1	Atom-2	Interatomic distance (Å)	Clash overlap (Å)
2:W:241:PHE:CD1	2:W:241:PHE:C	2.76	0.59
3:X:21:PRO:HB3	3:X:62:ASP:OD2	2.03	0.59
3:X:60:TRP:CZ2	3:X:86:TRP:CZ3	2.91	0.59
3:X:114:GLY:O	3:X:116:ILE:HG23	2.03	0.59
4:Y:37:THR:OG1	4:Y:54:TRP:CZ3	2.55	0.59
4:Y:78:ARG:CD	4:Y:108:LEU:HD12	2.33	0.59
4:Y:279:VAL:CB	4:Y:280:PRO:HD2	2.33	0.59
4:Y:296:ILE:CG1	4:Y:297:VAL:N	2.66	0.59
3:Z:29:VAL:HB	3:Z:31:ILE:CD1	2.33	0.59
3:Z:106:THR:HG22	3:Z:107:LYS:N	2.16	0.59
1:0:36:THR:O	1:0:55:PHE:CD1	2.56	0.58
1:0:101:GLU:HB2	1:0:123:ILE:HG22	1.84	0.58
2:1:241:PHE:O	2:1:245:LEU:N	2.27	0.58
2:1:464:VAL:CG1	2:1:465:MET:N	2.66	0.58
3:2:7:LEU:HA	3:2:10:ASN:HD21	1.67	0.58
4:3:264:PHE:CZ	3:Z:255:VAL:HB	2.38	0.58
4:3:303:VAL:O	4:3:307:SER:N	2.30	0.58
3:A:29:VAL:HB	3:A:31:ILE:CD1	2.33	0.58
3:A:34:GLY:HA3	3:A:57:ARG:CG	2.32	0.58
3:A:37:LEU:HD23	3:A:54:VAL:HG12	1.85	0.58
1:B:37:LEU:HD23	1:B:179:ALA:CA	2.32	0.58
1:B:92:LEU:HB2	1:B:96:ASN:N	2.18	0.58
1:B:212:ILE:HD13	1:B:469:ALA:CA	2.25	0.58
1:B:279:ILE:HG22	1:B:280:ILE:CD1	2.25	0.58
2:C:139:PHE:CE2	2:C:291:TYR:OH	2.56	0.58
2:C:215:VAL:HG23	2:C:215:VAL:O	2.02	0.58
2:C:242:LEU:O	2:C:246:ALA:N	2.34	0.58
2:C:242:LEU:HD21	2:C:263:VAL:HG11	1.84	0.58
3:D:43:VAL:CG1	3:D:50:VAL:HG22	2.33	0.58
3:D:60:TRP:CZ2	3:D:86:TRP:CZ3	2.91	0.58
3:D:250:LEU:HD22	3:D:292:THR:OG1	2.02	0.58
4:E:34:LEU:HD12	4:E:210:PHE:CZ	2.38	0.58
4:E:152:ALA:N	4:E:205:PHE:HA	2.15	0.58
3:F:57:ARG:HD3	3:F:161:GLU:CG	2.30	0.58
3:F:156:VAL:HG22	3:F:157:SER:N	2.18	0.58
1:G:66:GLN:HG3	1:G:113:THR:HA	1.85	0.58
1:G:85:VAL:HG12	1:G:86:TRP:N	2.18	0.58
1:G:175:ILE:HG23	1:G:178:ASP:N	2.18	0.58
1:G:425:LYS:CA	1:G:428:TRP:CD1	2.71	0.58
1:G:426:LYS:HB3	1:G:430:TYR:CE2	2.38	0.58
2:H:242:LEU:HD21	2:H:263:VAL:HG11	1.84	0.58

Continued on next page...

Continued from previous page...

Atom-1	Atom-2	Interatomic distance (Å)	Clash overlap (Å)
3:I:109:LEU:HD12	3:I:117:MET:HB3	1.85	0.58
3:I:220:ILE:N	3:I:221:PRO:HD2	2.17	0.58
3:I:225:PHE:O	3:I:229:THR:HG23	2.01	0.58
3:I:228:LEU:HD23	3:I:249:VAL:CG1	2.32	0.58
3:I:245:LEU:CD1	4:J:255:ILE:HG13	2.30	0.58
3:I:260:ILE:HG22	3:I:264:ILE:HD11	1.84	0.58
3:I:298:THR:O	3:I:301:ARG:HB3	2.02	0.58
4:J:34:LEU:HD23	4:J:55:ILE:HA	1.85	0.58
4:J:212:LEU:HD12	4:J:212:LEU:N	2.18	0.58
4:J:271:LYS:NZ	4:J:271:LYS:CB	2.61	0.58
3:K:93:TYR:CG	3:K:145:LYS:HB3	2.38	0.58
1:L:9:SER:O	1:L:12:PHE:CD1	2.56	0.58
1:L:46:LYS:NZ	1:L:275:LEU:O	2.24	0.58
1:L:247:GLU:OE1	2:M:320:HIS:NE2	2.36	0.58
1:L:443:PHE:C	1:L:447:CYS:HG	2.03	0.58
2:M:222:ARG:HH21	2:M:223:ARG:C	2.06	0.58
2:M:464:VAL:CG1	2:M:465:MET:N	2.66	0.58
3:N:21:PRO:HB3	3:N:62:ASP:OD2	2.03	0.58
3:P:29:VAL:HB	3:P:31:ILE:CD1	2.33	0.58
3:P:37:LEU:HD23	3:P:54:VAL:HG12	1.85	0.58
3:P:306:HIS:HB2	4:T:250:LYS:NZ	2.18	0.58
1:Q:62:ASP:C	1:Q:64:ARG:H	2.05	0.58
1:Q:95:ASN:O	1:Q:96:ASN:C	2.40	0.58
1:Q:132:VAL:O	1:Q:279:ILE:CG2	2.49	0.58
1:Q:251:LEU:HD12	1:Q:251:LEU:C	2.23	0.58
2:R:49:ASP:O	2:R:50:GLU:HG3	2.03	0.58
2:R:435:GLU:O	2:R:438:ALA:HB3	2.02	0.58
3:S:228:LEU:HD23	3:S:249:VAL:CG1	2.32	0.58
4:T:34:LEU:CD2	4:T:55:ILE:HA	2.33	0.58
4:T:232:ILE:HG22	4:T:233:SER:N	2.18	0.58
3:U:93:TYR:CG	3:U:145:LYS:HB3	2.38	0.58
3:U:156:VAL:CG2	3:U:157:SER:N	2.65	0.58
1:V:9:SER:O	1:V:12:PHE:CD1	2.56	0.58
1:V:38:THR:OG1	1:V:39:SER:N	2.35	0.58
1:V:253:ILE:CD1	1:V:302:LEU:HD21	2.33	0.58
1:V:306:HIS:CA	1:V:312:HIS:O	2.41	0.58
2:W:139:PHE:CE2	2:W:291:TYR:OH	2.56	0.58
2:W:191:GLU:N	2:W:222:ARG:O	2.24	0.58
2:W:464:VAL:CG1	2:W:465:MET:N	2.66	0.58
3:X:74:GLY:O	3:X:75:ILE:HG23	2.03	0.58
3:X:187:TRP:NE1	3:X:197:PRO:O	2.35	0.58

Continued on next page...

Continued from previous page...

Atom-1	Atom-2	Interatomic distance (Å)	Clash overlap (Å)
3:Z:50:VAL:HG12	3:Z:52:THR:HG23	1.85	0.58
3:Z:136:PRO:CA	3:Z:277:TYR:OH	2.48	0.58
3:Z:417:ILE:HA	3:Z:420:ILE:CG1	2.32	0.58
1:0:102:ILE:HB	1:0:121:SER:O	2.03	0.58
1:0:200:ASP:OD1	1:0:200:ASP:O	2.19	0.58
3:2:47:ASN:O	3:2:48:GLN:CG	2.47	0.58
3:2:60:TRP:CZ2	3:2:86:TRP:CZ3	2.91	0.58
4:3:34:LEU:HD12	4:3:210:PHE:CZ	2.38	0.58
4:3:34:LEU:CD2	4:3:55:ILE:HA	2.33	0.58
4:3:250:LYS:HB3	4:3:253:LEU:CD2	2.30	0.58
3:A:226:SER:O	3:A:230:VAL:N	2.34	0.58
2:C:49:ASP:O	2:C:50:GLU:HG3	2.03	0.58
3:D:86:TRP:O	3:D:86:TRP:CG	2.57	0.58
4:E:19:LYS:HZ1	4:E:154:GLU:CB	2.14	0.58
4:E:31:THR:HA	4:E:158:GLN:HG3	1.85	0.58
4:E:133:TYR:CZ	4:E:214:ILE:HG13	2.38	0.58
4:E:239:VAL:CG1	4:E:254:SER:OG	2.51	0.58
4:E:255:ILE:HD11	4:E:304:LEU:CD1	2.28	0.58
3:F:37:LEU:HD23	3:F:54:VAL:HG12	1.85	0.58
3:F:223:LEU:O	3:F:226:SER:HB2	2.02	0.58
3:F:391:GLU:O	3:F:394:ASN:ND2	2.36	0.58
3:F:416:LEU:C	3:F:419:ILE:HG22	2.23	0.58
1:G:91:VAL:HA	1:G:96:ASN:CG	2.23	0.58
2:H:105:ALA:HA	2:H:122:PRO:HG2	1.84	0.58
2:H:139:PHE:CE2	2:H:291:TYR:OH	2.56	0.58
2:H:247:PHE:C	2:H:250:PRO:HD2	2.24	0.58
3:I:60:TRP:CZ2	3:I:86:TRP:CZ3	2.91	0.58
3:I:74:GLY:O	3:I:75:ILE:HG23	2.03	0.58
3:I:187:TRP:NE1	3:I:197:PRO:O	2.35	0.58
3:I:293:VAL:O	3:I:297:ASN:ND2	2.36	0.58
1:L:175:ILE:HG23	1:L:178:ASP:N	2.18	0.58
2:M:62:TRP:HZ2	2:M:88:TRP:O	1.85	0.58
2:M:423:ILE:HD12	3:N:376:ILE:HG13	1.86	0.58
3:N:56:LEU:O	3:N:120:PRO:HD2	2.02	0.58
3:N:189:TYR:CA	3:N:197:PRO:HD2	2.31	0.58
4:O:59:TRP:CZ2	4:O:84:LEU:HD22	2.38	0.58
4:O:177:PHE:CE2	4:O:184:THR:HA	2.38	0.58
3:P:29:VAL:HB	3:P:31:ILE:HD12	1.85	0.58
3:P:79:ARG:NH1	3:P:107:LYS:NZ	2.50	0.58
3:P:242:LYS:HB2	3:P:245:LEU:HB2	1.85	0.58
1:Q:37:LEU:HD23	1:Q:179:ALA:CA	2.32	0.58

Continued on next page...

Continued from previous page...

Atom-1	Atom-2	Interatomic distance (Å)	Clash overlap (Å)
1:Q:40:LEU:HD13	1:Q:40:LEU:C	2.24	0.58
1:Q:92:LEU:CB	1:Q:96:ASN:HB2	2.33	0.58
1:Q:101:GLU:HB2	1:Q:123:ILE:HG22	1.84	0.58
1:Q:248:LYS:HD3	1:Q:252:SER:CB	2.07	0.58
2:R:2:ASN:HD22	2:R:71:ALA:HB3	1.67	0.58
2:R:220:ILE:O	2:R:220:ILE:CG1	2.51	0.58
3:S:74:GLY:O	3:S:75:ILE:HG23	2.03	0.58
4:T:55:ILE:HG22	4:T:119:PRO:O	2.03	0.58
4:T:228:PRO:HA	4:T:231:LEU:HD23	1.85	0.58
3:U:12:LEU:HG	3:U:13:GLU:N	2.17	0.58
3:U:45:GLU:HG2	3:U:272:PRO:CG	2.34	0.58
3:U:171:MET:CG	3:U:173:SER:H	2.16	0.58
3:U:242:LYS:HB2	3:U:245:LEU:HB2	1.86	0.58
3:U:252:SER:O	3:U:256:PHE:CE1	2.55	0.58
3:U:261:VAL:O	3:U:265:PRO:CG	2.51	0.58
3:U:380:LYS:HE3	1:V:405:VAL:HA	1.84	0.58
1:V:285:MET:O	1:V:289:ILE:HG12	2.03	0.58
2:W:220:ILE:O	2:W:220:ILE:CG1	2.51	0.58
2:W:247:PHE:C	2:W:250:PRO:HD2	2.24	0.58
3:X:56:LEU:O	3:X:120:PRO:HD2	2.02	0.58
3:X:66:ARG:HD3	3:X:66:ARG:H	1.68	0.58
3:X:110:LEU:HA	3:X:116:ILE:HG22	1.84	0.58
3:X:223:LEU:HD23	3:X:223:LEU:C	2.22	0.58
3:X:412:CYS:HA	3:X:415:MET:CE	2.33	0.58
4:Y:162:GLU:H	4:Y:163:GLU:CD	2.06	0.58
4:Y:296:ILE:HG13	4:Y:297:VAL:N	2.17	0.58
3:Z:261:VAL:O	3:Z:265:PRO:CG	2.51	0.58
3:Z:391:GLU:O	3:Z:394:ASN:ND2	2.36	0.58
3:Z:419:ILE:HD13	3:Z:423:VAL:HG21	1.84	0.58
2:1:77:ILE:CD1	2:1:80:LEU:CD1	2.72	0.58
2:1:180:ASP:HB2	2:1:195:LYS:CB	2.33	0.58
3:2:56:LEU:O	3:2:120:PRO:HD3	2.03	0.58
3:2:131:ILE:CG1	3:2:133:THR:H	2.05	0.58
3:2:176:TRP:HB3	3:2:209:ARG:HD2	1.84	0.58
4:3:47:GLU:HG2	4:3:128:PRO:O	2.03	0.58
4:3:296:ILE:HG13	4:3:297:VAL:N	2.17	0.58
4:3:449:ALA:O	4:3:452:TRP:HB2	2.04	0.58
3:A:45:GLU:HG2	3:A:272:PRO:CG	2.34	0.58
3:A:79:ARG:NH1	3:A:107:LYS:NZ	2.50	0.58
3:A:93:TYR:CZ	3:A:198:TYR:CE2	2.92	0.58
3:A:187:TRP:HE1	3:A:196:THR:HG22	1.67	0.58

Continued on next page...

Continued from previous page...

Atom-1	Atom-2	Interatomic distance (Å)	Clash overlap (Å)
3:A:305:THR:OG1	3:A:400:LYS:HB2	2.04	0.58
3:A:380:LYS:CA	1:B:408:ILE:HD13	2.34	0.58
1:B:59:ALA:HA	1:B:116:VAL:O	2.03	0.58
1:B:175:ILE:HG23	1:B:178:ASP:N	2.18	0.58
1:B:247:GLU:OE1	2:C:320:HIS:NE2	2.35	0.58
1:B:426:LYS:HB3	1:B:430:TYR:CE2	2.38	0.58
2:C:93:VAL:HB	2:C:151:LEU:HB2	1.85	0.58
2:C:154:ASN:CB	2:C:211:ASN:CB	2.81	0.58
2:C:180:ASP:HB2	2:C:195:LYS:CB	2.33	0.58
2:C:247:PHE:C	2:C:250:PRO:CD	2.71	0.58
3:D:228:LEU:HD23	3:D:249:VAL:CG1	2.32	0.58
4:E:55:ILE:HG22	4:E:119:PRO:O	2.03	0.58
4:E:449:ALA:O	4:E:452:TRP:HB2	2.04	0.58
3:F:242:LYS:HB2	3:F:245:LEU:HB2	1.86	0.58
3:F:249:VAL:HG12	3:F:250:LEU:N	2.18	0.58
3:F:255:VAL:HB	4:J:264:PHE:CZ	2.37	0.58
3:F:274:ILE:HG12	3:F:277:TYR:HE1	1.61	0.58
3:F:416:LEU:O	3:F:420:ILE:HG23	2.04	0.58
2:H:93:VAL:CG2	2:H:151:LEU:HD13	2.32	0.58
3:I:280:PHE:O	3:I:284:PHE:CD1	2.56	0.58
4:J:6:LEU:HD13	4:J:67:ASN:CG	2.23	0.58
4:J:55:ILE:HG22	4:J:119:PRO:O	2.03	0.58
4:J:78:ARG:CD	4:J:108:LEU:CD1	2.81	0.58
4:J:235:LEU:HD11	4:J:257:VAL:HG13	1.85	0.58
3:K:34:GLY:HA3	3:K:57:ARG:CG	2.32	0.58
3:K:45:GLU:HG2	3:K:272:PRO:CG	2.33	0.58
3:K:247:ILE:HG23	3:K:248:SER:N	2.16	0.58
3:K:380:LYS:HB3	1:L:408:ILE:CD1	2.27	0.58
1:L:65:LEU:HD23	1:L:110:VAL:HG11	1.84	0.58
2:M:279:PRO:CA	2:M:282:ALA:HB3	2.33	0.58
3:N:432:GLU:CG	3:N:435:GLN:NE2	2.59	0.58
4:O:55:ILE:HG22	4:O:119:PRO:O	2.04	0.58
3:P:252:SER:O	3:P:256:PHE:CE1	2.55	0.58
1:Q:65:LEU:HD23	1:Q:110:VAL:HG11	1.84	0.58
1:Q:175:ILE:HG23	1:Q:178:ASP:N	2.18	0.58
1:Q:253:ILE:CD1	1:Q:302:LEU:HD21	2.33	0.58
1:Q:259:LEU:HD23	1:Q:263:LEU:HD12	1.86	0.58
2:R:42:LEU:O	2:R:185:THR:CB	2.50	0.58
2:R:222:ARG:HH21	2:R:223:ARG:C	2.06	0.58
3:S:20:ARG:CG	3:S:20:ARG:NH1	2.38	0.58
3:S:250:LEU:CD2	3:S:292:THR:OG1	2.51	0.58

Continued on next page...

Continued from previous page...

Atom-1	Atom-2	Interatomic distance (Å)	Clash overlap (Å)
4:T:227:ALA:N	4:T:228:PRO:CD	2.66	0.58
4:T:239:VAL:CG1	4:T:254:SER:OG	2.51	0.58
3:U:306:HIS:HB2	4:Y:250:LYS:NZ	2.18	0.58
3:U:415:MET:O	3:U:419:ILE:HB	2.03	0.58
3:U:416:LEU:O	3:U:420:ILE:N	2.36	0.58
1:V:59:ALA:HA	1:V:116:VAL:O	2.03	0.58
1:V:69:PRO:O	1:V:74:GLY:N	2.35	0.58
2:W:148:PHE:CB	2:W:215:VAL:HG22	2.26	0.58
4:Y:34:LEU:CD2	4:Y:55:ILE:HA	2.33	0.58
4:Y:75:ASP:CB	4:Y:110:TYR:CE1	2.78	0.58
4:Y:133:TYR:CZ	4:Y:214:ILE:HG13	2.38	0.58
4:Y:145:PHE:O	4:Y:208:ILE:HD12	2.02	0.58
4:Y:228:PRO:HA	4:Y:231:LEU:HD23	1.85	0.58
4:Y:456:LEU:HD22	4:Y:460:LEU:HG	1.84	0.58
3:Z:34:GLY:HA3	3:Z:57:ARG:HD3	1.85	0.58
3:Z:136:PRO:CB	3:Z:138:ASP:OD1	2.50	0.58
3:Z:305:THR:OG1	3:Z:400:LYS:HB2	2.04	0.58
3:Z:416:LEU:C	3:Z:419:ILE:HG22	2.23	0.58
1:0:3:MET:O	1:0:6:THR:HB	2.04	0.58
1:0:59:ALA:HA	1:0:116:VAL:O	2.03	0.58
1:0:62:ASP:C	1:0:64:ARG:H	2.05	0.58
1:0:175:ILE:HG23	1:0:178:ASP:N	2.18	0.58
1:0:287:ILE:CA	1:0:290:LEU:HD12	2.34	0.58
2:1:97:ASN:CG	2:1:128:SER:HB2	2.24	0.58
2:1:180:ASP:N	2:1:195:LYS:CB	2.66	0.58
2:1:435:GLU:O	2:1:438:ALA:HB3	2.02	0.58
3:2:15:TYR:HE2	3:2:84:ASP:HB3	1.66	0.58
3:2:284:PHE:CE2	3:2:424:SER:CB	2.86	0.58
4:3:34:LEU:HD23	4:3:55:ILE:HA	1.85	0.58
4:3:59:TRP:CZ2	4:3:84:LEU:HD22	2.38	0.58
4:3:145:PHE:O	4:3:208:ILE:HD12	2.02	0.58
4:3:177:PHE:CE2	4:3:184:THR:HA	2.38	0.58
4:3:241:PHE:CD1	4:3:450:CYS:HB3	2.39	0.58
3:A:171:MET:CG	3:A:173:SER:H	2.16	0.58
3:A:218:VAL:HG13	3:A:219:ILE:N	2.18	0.58
3:A:242:LYS:HB2	3:A:245:LEU:HB2	1.85	0.58
1:B:287:ILE:CA	1:B:290:LEU:HD12	2.34	0.58
2:C:13:ILE:CD1	2:C:82:LEU:HD11	2.26	0.58
2:C:35:LEU:HD22	2:C:215:VAL:CG1	2.32	0.58
2:C:105:ALA:HA	2:C:122:PRO:HG2	1.84	0.58
2:C:180:ASP:N	2:C:195:LYS:CB	2.66	0.58

Continued on next page...

Continued from previous page...

Atom-1	Atom-2	Interatomic distance (Å)	Clash overlap (Å)
2:C:243:ALA:HA	2:C:246:ALA:HB2	1.85	0.58
3:D:110:LEU:HA	3:D:116:ILE:HG22	1.84	0.58
3:D:178:MET:HA	3:D:207:MET:HB2	1.85	0.58
3:D:305:THR:HG1	3:D:401:TYR:HD2	1.49	0.58
4:E:6:LEU:HD13	4:E:67:ASN:CG	2.23	0.58
4:E:78:ARG:CD	4:E:108:LEU:CD1	2.81	0.58
4:E:235:LEU:HD11	4:E:257:VAL:HG13	1.85	0.58
4:E:250:LYS:HB3	4:E:253:LEU:CD2	2.30	0.58
4:E:296:ILE:HG13	4:E:297:VAL:N	2.17	0.58
3:F:45:GLU:HG2	3:F:272:PRO:CG	2.33	0.58
3:F:189:TYR:CA	3:F:197:PRO:HD2	2.29	0.58
3:F:226:SER:O	3:F:230:VAL:N	2.34	0.58
1:G:59:ALA:HA	1:G:116:VAL:O	2.03	0.58
1:G:247:GLU:OE1	2:H:320:HIS:CD2	2.56	0.58
2:H:49:ASP:O	2:H:50:GLU:HG3	2.03	0.58
3:I:412:CYS:HA	3:I:415:MET:CE	2.33	0.58
4:J:78:ARG:CD	4:J:108:LEU:HD12	2.33	0.58
4:J:162:GLU:H	4:J:163:GLU:CD	2.06	0.58
4:J:303:VAL:O	4:J:307:SER:N	2.30	0.58
3:K:93:TYR:CZ	3:K:198:TYR:CE2	2.92	0.58
3:K:261:VAL:O	3:K:265:PRO:CG	2.51	0.58
3:K:305:THR:OG1	3:K:400:LYS:HB2	2.04	0.58
1:L:92:LEU:CB	1:L:96:ASN:HB2	2.33	0.58
2:M:180:ASP:CG	2:M:219:LEU:HD22	2.24	0.58
2:M:220:ILE:O	2:M:220:ILE:CG1	2.51	0.58
2:M:241:PHE:C	2:M:241:PHE:CD1	2.76	0.58
3:N:280:PHE:O	3:N:284:PHE:CD1	2.56	0.58
4:O:102:ALA:HB2	4:O:121:ALA:CB	2.33	0.58
3:P:227:PHE:O	3:P:231:LEU:N	2.34	0.58
3:P:261:VAL:O	3:P:265:PRO:CG	2.51	0.58
3:P:391:GLU:O	3:P:394:ASN:ND2	2.36	0.58
1:Q:36:THR:O	1:Q:55:PHE:CD1	2.56	0.58
1:Q:247:GLU:OE1	2:R:320:HIS:CD2	2.56	0.58
2:R:476:GLY:O	2:R:480:ARG:HG3	2.04	0.58
3:S:56:LEU:O	3:S:120:PRO:HD3	2.03	0.58
3:S:89:ASP:CB	3:S:149:TRP:HD1	2.16	0.58
3:S:102:ILE:CG1	4:T:98:GLN:HE21	2.12	0.58
3:S:110:LEU:HA	3:S:116:ILE:HG22	1.84	0.58
3:S:114:GLY:O	3:S:116:ILE:HG23	2.03	0.58
3:S:176:TRP:HB3	3:S:209:ARG:HD2	1.84	0.58
4:T:31:THR:HA	4:T:158:GLN:HG3	1.85	0.58

Continued on next page...

Continued from previous page...

Atom-1	Atom-2	Interatomic distance (Å)	Clash overlap (Å)
4:T:272:VAL:N	4:T:273:PRO:HD2	2.18	0.58
4:T:273:PRO:O	4:T:277:LEU:HG	2.04	0.58
3:U:79:ARG:HH11	3:U:107:LYS:HZ2	1.47	0.58
3:U:90:LEU:HD12	3:U:100:PHE:CE2	2.39	0.58
1:V:36:THR:O	1:V:55:PHE:CD1	2.56	0.58
1:V:182:GLU:CD	1:V:182:GLU:H	2.06	0.58
1:V:251:LEU:HD12	1:V:251:LEU:C	2.23	0.58
2:W:2:ASN:HD22	2:W:71:ALA:HB3	1.67	0.58
2:W:476:GLY:O	2:W:480:ARG:HG3	2.04	0.58
3:X:130:ILE:CB	3:X:134:HIS:HB2	2.33	0.58
4:Y:59:TRP:N	4:Y:59:TRP:CE3	2.71	0.58
3:Z:29:VAL:HB	3:Z:31:ILE:HD12	1.85	0.58
3:Z:45:GLU:HG2	3:Z:272:PRO:CG	2.33	0.58
3:2:235:LEU:O	3:2:239:SER:N	2.31	0.58
4:3:59:TRP:CE2	4:3:115:MET:CB	2.87	0.58
4:3:159:LEU:CD1	4:3:208:ILE:HG23	2.32	0.58
4:3:212:LEU:HD12	4:3:212:LEU:N	2.18	0.58
3:A:58:GLN:NE2	3:A:90:LEU:HD11	2.18	0.58
3:A:249:VAL:HG12	3:A:250:LEU:N	2.18	0.58
1:B:101:GLU:HB2	1:B:123:ILE:HG22	1.84	0.58
2:C:42:LEU:CD2	2:C:190:TRP:HH2	2.13	0.58
2:C:97:ASN:CG	2:C:128:SER:HB2	2.24	0.58
3:D:109:LEU:O	3:D:116:ILE:CG2	2.48	0.58
4:E:59:TRP:N	4:E:59:TRP:CE3	2.71	0.58
4:E:74:ILE:HG12	4:E:74:ILE:O	2.04	0.58
4:E:272:VAL:N	4:E:273:PRO:HD2	2.18	0.58
4:E:273:PRO:O	4:E:277:LEU:HG	2.04	0.58
4:E:279:VAL:CB	4:E:280:PRO:HD2	2.33	0.58
3:F:118:TRP:HD1	3:F:120:PRO:HD3	1.56	0.58
3:F:245:LEU:HG	1:G:253:ILE:CG2	2.33	0.58
3:F:380:LYS:CA	1:G:408:ILE:HD13	2.34	0.58
1:G:430:TYR:HD1	1:G:430:TYR:O	1.87	0.58
2:H:230:ILE:HG13	2:H:231:ASN:H	1.63	0.58
2:H:312:PHE:CZ	2:H:456:LEU:CD2	2.81	0.58
3:I:245:LEU:HD21	4:J:255:ILE:CG1	2.30	0.58
3:I:384:GLU:HG2	4:J:422:ILE:HD12	1.84	0.58
4:J:246:ALA:CB	4:J:250:LYS:HG3	2.24	0.58
3:K:26:THR:O	3:K:28:PHE:N	2.37	0.58
3:K:29:VAL:HB	3:K:31:ILE:CD1	2.33	0.58
3:K:274:ILE:CG1	3:K:277:TYR:CE1	2.81	0.58
3:K:380:LYS:HE3	1:L:405:VAL:HA	1.84	0.58

Continued on next page...

Continued from previous page...

Atom-1	Atom-2	Interatomic distance (Å)	Clash overlap (Å)
1:L:182:GLU:H	1:L:182:GLU:CD	2.06	0.58
1:L:426:LYS:HB3	1:L:430:TYR:CE2	2.38	0.58
2:M:77:ILE:CD1	2:M:80:LEU:CD1	2.72	0.58
2:M:154:ASN:CB	2:M:211:ASN:CB	2.81	0.58
3:N:86:TRP:O	3:N:86:TRP:CG	2.57	0.58
3:N:157:SER:HB2	3:N:199:LEU:CD1	2.34	0.58
3:N:178:MET:HA	3:N:207:MET:HB2	1.85	0.58
4:O:31:THR:HA	4:O:158:GLN:HG3	1.86	0.58
4:O:59:TRP:CE3	4:O:59:TRP:N	2.71	0.58
4:O:78:ARG:CD	4:O:108:LEU:CD1	2.81	0.58
4:O:232:ILE:HG22	4:O:233:SER:N	2.18	0.58
4:O:296:ILE:CG1	4:O:297:VAL:N	2.66	0.58
3:P:15:TYR:HE2	3:P:84:ASP:OD2	1.86	0.58
3:P:133:THR:O	3:P:140:GLN:HB2	2.04	0.58
2:R:93:VAL:HB	2:R:151:LEU:HB2	1.85	0.58
2:R:464:VAL:CG1	2:R:465:MET:N	2.66	0.58
3:S:43:VAL:CG1	3:S:50:VAL:HG22	2.33	0.58
4:T:10:LEU:HD13	4:T:64:LEU:HD23	1.86	0.58
4:T:47:GLU:HG2	4:T:128:PRO:O	2.03	0.58
4:T:59:TRP:N	4:T:59:TRP:CE3	2.71	0.58
3:U:56:LEU:HD12	3:U:90:LEU:HD13	1.83	0.58
3:U:93:TYR:CZ	3:U:198:TYR:CE2	2.91	0.58
3:U:133:THR:O	3:U:140:GLN:HB2	2.04	0.58
3:U:187:TRP:CZ2	3:U:196:THR:CG2	2.73	0.58
3:U:408:HIS:O	3:U:412:CYS:N	2.33	0.58
1:V:92:LEU:HB2	1:V:96:ASN:N	2.18	0.58
2:W:180:ASP:N	2:W:195:LYS:CB	2.66	0.58
3:X:89:ASP:CB	3:X:149:TRP:HD1	2.16	0.58
3:X:157:SER:HB2	3:X:199:LEU:CD1	2.34	0.58
3:X:245:LEU:HD23	4:Y:255:ILE:HG21	1.84	0.58
3:X:410:LEU:O	3:X:414:PHE:N	2.31	0.58
4:Y:31:THR:HA	4:Y:158:GLN:HG3	1.86	0.58
3:Z:79:ARG:HH11	3:Z:107:LYS:HZ1	1.50	0.58
3:Z:156:VAL:HG22	3:Z:157:SER:N	2.18	0.58
3:Z:187:TRP:HE1	3:Z:196:THR:HG22	1.67	0.58
1:0:247:GLU:OE1	2:1:320:HIS:NE2	2.36	0.58
3:2:86:TRP:O	3:2:86:TRP:CG	2.57	0.58
3:2:247:ILE:HG22	3:2:248:SER:N	2.16	0.58
4:3:37:THR:OG1	4:3:54:TRP:CZ3	2.55	0.58
4:3:102:ALA:HB2	4:3:121:ALA:CB	2.33	0.58
4:3:228:PRO:HA	4:3:231:LEU:HD23	1.85	0.58

Continued on next page...

Continued from previous page...

Atom-1	Atom-2	Interatomic distance (Å)	Clash overlap (Å)
4:3:229:CYS:O	4:3:233:SER:N	2.30	0.58
4:3:232:ILE:HG22	4:3:233:SER:N	2.18	0.58
4:3:279:VAL:CB	4:3:280:PRO:HD2	2.33	0.58
1:B:62:ASP:C	1:B:64:ARG:H	2.05	0.58
1:B:102:ILE:HB	1:B:121:SER:O	2.03	0.58
2:C:93:VAL:HB	2:C:151:LEU:HD22	1.85	0.58
3:D:36:GLN:C	3:D:54:VAL:HG12	2.24	0.58
3:D:189:TYR:CA	3:D:197:PRO:HD2	2.31	0.58
3:D:257:LEU:HA	3:D:260:ILE:CG1	2.34	0.58
4:E:59:TRP:CE2	4:E:115:MET:CB	2.87	0.58
4:E:262:THR:CA	4:E:265:LEU:HB2	2.31	0.58
4:E:296:ILE:CG1	4:E:297:VAL:N	2.66	0.58
3:F:29:VAL:HB	3:F:31:ILE:HD12	1.85	0.58
3:F:58:GLN:NE2	3:F:90:LEU:HD11	2.19	0.58
3:F:93:TYR:CG	3:F:145:LYS:HB3	2.38	0.58
3:F:218:VAL:HG13	3:F:219:ILE:N	2.18	0.58
3:F:415:MET:O	3:F:419:ILE:HB	2.03	0.58
1:G:247:GLU:OE1	2:H:320:HIS:NE2	2.36	0.58
2:H:291:TYR:N	2:H:291:TYR:CD1	2.71	0.58
3:I:284:PHE:CE2	3:I:424:SER:CB	2.86	0.58
4:J:31:THR:HA	4:J:158:GLN:HG3	1.86	0.58
4:J:34:LEU:HD12	4:J:210:PHE:CZ	2.38	0.58
4:J:122:ILE:HD13	4:J:122:ILE:N	2.16	0.58
4:J:133:TYR:CZ	4:J:214:ILE:HG13	2.39	0.58
3:K:244:THR:O	3:K:247:ILE:N	2.37	0.58
3:K:249:VAL:HG12	3:K:250:LEU:N	2.18	0.58
1:L:452:PHE:O	1:L:456:LEU:HD23	2.04	0.58
2:M:270:PHE:HD1	2:M:270:PHE:N	2.00	0.58
3:N:223:LEU:HD23	3:N:223:LEU:C	2.22	0.58
3:N:294:VAL:O	3:N:298:THR:N	2.26	0.58
4:O:59:TRP:CE2	4:O:115:MET:CB	2.87	0.58
3:P:12:LEU:HG	3:P:13:GLU:N	2.16	0.58
3:P:93:TYR:CZ	3:P:198:TYR:CE2	2.92	0.58
3:P:187:TRP:HE1	3:P:196:THR:HG22	1.67	0.58
3:P:244:THR:O	3:P:247:ILE:N	2.37	0.58
1:Q:9:SER:O	1:Q:12:PHE:CD1	2.56	0.58
1:Q:59:ALA:HA	1:Q:116:VAL:O	2.03	0.58
1:Q:91:VAL:HA	1:Q:96:ASN:CG	2.23	0.58
1:Q:431:VAL:O	1:Q:432:ALA:CB	2.52	0.58
2:R:74:TYR:CE1	2:R:114:PRO:HB2	2.39	0.58
2:R:162:LEU:N	2:R:199:LYS:HG2	2.18	0.58

Continued on next page...

Continued from previous page...

Atom-1	Atom-2	Interatomic distance (Å)	Clash overlap (Å)
2:R:180:ASP:CG	2:R:219:LEU:HD22	2.24	0.58
3:S:21:PRO:HB3	3:S:62:ASP:OD2	2.03	0.58
4:T:59:TRP:CZ2	4:T:84:LEU:HD22	2.38	0.58
4:T:241:PHE:CD1	4:T:450:CYS:HB3	2.39	0.58
4:T:246:ALA:CB	4:T:250:LYS:HZ2	2.17	0.58
3:U:50:VAL:HG12	3:U:52:THR:HG23	1.85	0.58
3:U:218:VAL:HG13	3:U:219:ILE:N	2.18	0.58
1:V:40:LEU:HD13	1:V:40:LEU:C	2.24	0.58
1:V:175:ILE:HG23	1:V:178:ASP:N	2.18	0.58
1:V:409:LYS:HE2	2:W:423:ILE:HG22	1.86	0.58
1:V:452:PHE:O	1:V:456:LEU:HD23	2.04	0.58
2:W:215:VAL:HG23	2:W:215:VAL:O	2.02	0.58
2:W:222:ARG:HH21	2:W:223:ARG:C	2.06	0.58
3:X:47:ASN:O	3:X:48:GLN:CG	2.47	0.58
4:Y:273:PRO:O	4:Y:277:LEU:HG	2.04	0.58
3:Z:6:ARG:HH11	3:Z:6:ARG:CB	2.16	0.58
3:Z:171:MET:CG	3:Z:173:SER:H	2.15	0.58
3:Z:234:TYR:CD2	3:Z:410:LEU:HD21	2.39	0.58
1:0:46:LYS:NZ	1:0:275:LEU:O	2.24	0.58
1:0:134:TYR:HB3	1:0:279:ILE:HD11	1.86	0.58
1:0:182:GLU:CD	1:0:182:GLU:H	2.06	0.58
1:0:220:TYR:HE2	2:1:279:PRO:HB2	1.65	0.58
1:0:241:LEU:CD2	1:0:251:LEU:HD11	2.34	0.58
1:0:253:ILE:CD1	1:0:302:LEU:HD21	2.33	0.58
1:0:452:PHE:O	1:0:456:LEU:HD23	2.04	0.58
2:1:30:VAL:CG1	2:1:31:VAL:N	2.67	0.58
2:1:146:LEU:HD12	2:1:146:LEU:N	2.19	0.58
3:2:228:LEU:HD23	3:2:249:VAL:CG1	2.32	0.58
4:3:10:LEU:HD13	4:3:64:LEU:HD23	1.86	0.58
4:3:456:LEU:HD22	4:3:460:LEU:HG	1.84	0.58
3:A:234:TYR:CD2	3:A:410:LEU:HD21	2.39	0.58
3:A:401:TYR:O	3:A:401:TYR:CG	2.57	0.58
1:B:3:MET:O	1:B:6:THR:HB	2.04	0.58
1:B:40:LEU:HD13	1:B:40:LEU:C	2.24	0.58
1:B:425:LYS:CA	1:B:428:TRP:CD1	2.71	0.58
1:B:430:TYR:HD1	1:B:430:TYR:O	1.87	0.58
1:B:439:PHE:O	1:B:442:ILE:HG22	2.03	0.58
2:C:270:PHE:HD1	2:C:270:PHE:N	2.00	0.58
4:E:34:LEU:CD2	4:E:55:ILE:HA	2.33	0.58
4:E:212:LEU:HD12	4:E:212:LEU:N	2.18	0.58
1:G:182:GLU:H	1:G:182:GLU:CD	2.06	0.58

Continued on next page...

Continued from previous page...

Atom-1	Atom-2	Interatomic distance (Å)	Clash overlap (Å)
2:H:62:TRP:HZ2	2:H:88:TRP:O	1.85	0.58
2:H:180:ASP:N	2:H:195:LYS:CB	2.66	0.58
2:H:220:ILE:O	2:H:220:ILE:CG1	2.51	0.58
2:H:222:ARG:NH2	2:H:223:ARG:C	2.57	0.58
4:J:80:PRO:O	4:J:83:LEU:HB2	2.03	0.58
4:J:162:GLU:N	4:J:163:GLU:OE2	2.29	0.58
4:J:241:PHE:CD1	4:J:450:CYS:HB3	2.39	0.58
4:J:449:ALA:O	4:J:452:TRP:HB2	2.04	0.58
3:K:15:TYR:HE2	3:K:84:ASP:OD2	1.86	0.58
3:K:234:TYR:CD2	3:K:410:LEU:HD21	2.39	0.58
3:K:416:LEU:C	3:K:419:ILE:HG22	2.23	0.58
1:L:91:VAL:C	1:L:92:LEU:HD23	2.24	0.58
1:L:141:ASN:HD21	1:L:212:ILE:CG1	2.01	0.58
1:L:431:VAL:O	1:L:432:ALA:CB	2.52	0.58
2:M:308:ILE:HG22	2:M:309:VAL:N	2.19	0.58
2:M:464:VAL:HG13	2:M:465:MET:N	2.19	0.58
3:N:257:LEU:HA	3:N:260:ILE:CG1	2.34	0.58
4:O:273:PRO:O	4:O:277:LEU:HG	2.04	0.58
3:P:6:ARG:HH11	3:P:6:ARG:CB	2.16	0.58
3:P:93:TYR:CG	3:P:145:LYS:HB3	2.38	0.58
3:P:190:TYR:HH	3:P:198:TYR:HE1	1.52	0.58
3:P:234:TYR:CD2	3:P:410:LEU:HD21	2.39	0.58
3:P:419:ILE:HD13	3:P:423:VAL:HG21	1.84	0.58
1:Q:409:LYS:HE2	2:R:423:ILE:HG22	1.86	0.58
2:R:7:LEU:HD11	2:R:70:ASN:ND2	2.18	0.58
2:R:296:MET:HA	2:R:296:MET:HE2	1.84	0.58
3:S:432:GLU:CG	3:S:435:GLN:NE2	2.59	0.58
3:U:26:THR:O	3:U:28:PHE:N	2.37	0.58
3:U:305:THR:OG1	3:U:400:LYS:HB2	2.04	0.58
3:U:416:LEU:O	3:U:420:ILE:HG23	2.04	0.58
1:V:66:GLN:HG3	1:V:113:THR:HA	1.85	0.58
2:W:42:LEU:CD2	2:W:190:TRP:CZ2	2.86	0.58
2:W:222:ARG:NH2	2:W:223:ARG:C	2.57	0.58
2:W:291:TYR:N	2:W:291:TYR:CD1	2.71	0.58
3:X:260:ILE:HG22	3:X:264:ILE:HD11	1.84	0.58
4:Y:6:LEU:HD13	4:Y:67:ASN:CG	2.23	0.58
4:Y:34:LEU:HD23	4:Y:55:ILE:HA	1.85	0.58
4:Y:232:ILE:HG22	4:Y:233:SER:N	2.18	0.58
3:Z:33:VAL:HG22	3:Z:158:ILE:HG12	1.86	0.58
3:Z:58:GLN:NE2	3:Z:90:LEU:HD11	2.18	0.58
3:Z:242:LYS:HB2	3:Z:245:LEU:HB2	1.86	0.58

Continued on next page...

Continued from previous page...

Atom-1	Atom-2	Interatomic distance (Å)	Clash overlap (Å)
1:O:151:TYR:HA	3:Z:107:LYS:HZ1	1.67	0.58
1:O:241:LEU:HD13	2:1:314:PHE:CZ	2.39	0.58
2:1:222:ARG:NH2	2:1:223:ARG:C	2.57	0.58
2:1:263:VAL:HG13	3:2:251:LEU:CD2	2.32	0.58
4:3:80:PRO:O	4:3:83:LEU:HB2	2.03	0.58
3:A:93:TYR:CG	3:A:145:LYS:HB3	2.38	0.58
1:B:92:LEU:CB	1:B:96:ASN:HB2	2.33	0.58
1:B:134:TYR:HB3	1:B:279:ILE:HD11	1.86	0.58
1:B:241:LEU:HD13	2:C:314:PHE:CZ	2.39	0.58
1:B:285:MET:O	1:B:289:ILE:HG12	2.03	0.58
1:B:406:GLU:HG2	1:B:409:LYS:HD2	1.85	0.58
2:C:241:PHE:CD1	2:C:241:PHE:C	2.76	0.58
3:D:74:GLY:O	3:D:75:ILE:HG23	2.03	0.58
3:D:246:SER:O	3:D:250:LEU:HD12	2.04	0.58
3:D:280:PHE:O	3:D:284:PHE:CD1	2.56	0.58
3:D:412:CYS:HA	3:D:415:MET:CE	2.33	0.58
4:E:34:LEU:HD23	4:E:55:ILE:HA	1.85	0.58
3:F:6:ARG:HH11	3:F:6:ARG:CB	2.16	0.58
3:F:35:LEU:CD1	3:F:203:TYR:OH	2.52	0.58
3:F:37:LEU:O	3:F:169:THR:HG21	2.04	0.58
3:F:93:TYR:CZ	3:F:198:TYR:CE2	2.92	0.58
2:H:42:LEU:CD2	2:H:190:TRP:CZ2	2.86	0.58
2:H:162:LEU:N	2:H:199:LYS:HG2	2.18	0.58
3:I:36:GLN:C	3:I:54:VAL:HG12	2.24	0.58
3:I:303:PRO:CD	3:I:400:LYS:CD	2.82	0.58
4:J:227:ALA:N	4:J:228:PRO:CD	2.66	0.58
3:K:380:LYS:CA	1:L:408:ILE:HD13	2.34	0.58
1:L:40:LEU:HD13	1:L:40:LEU:C	2.24	0.58
1:L:287:ILE:CA	1:L:290:LEU:HD12	2.34	0.58
2:M:35:LEU:HD22	2:M:215:VAL:CG1	2.32	0.58
2:M:93:VAL:HB	2:M:151:LEU:HB2	1.85	0.58
2:M:195:LYS:CE	2:M:217:PHE:HB3	2.32	0.58
2:M:222:ARG:NH2	2:M:223:ARG:C	2.57	0.58
2:M:242:LEU:O	2:M:246:ALA:N	2.34	0.58
2:M:451:GLN:O	2:M:455:ARG:HD3	2.04	0.58
3:N:176:TRP:HB3	3:N:209:ARG:HD2	1.84	0.58
4:O:10:LEU:HD13	4:O:64:LEU:HD23	1.86	0.58
4:O:133:TYR:CZ	4:O:214:ILE:HG13	2.38	0.58
4:O:272:VAL:N	4:O:273:PRO:HD2	2.18	0.58
3:P:34:GLY:HA3	3:P:57:ARG:HD3	1.85	0.58
3:P:171:MET:CG	3:P:173:SER:H	2.16	0.58

Continued on next page...

Continued from previous page...

Atom-1	Atom-2	Interatomic distance (Å)	Clash overlap (Å)
3:P:280:PHE:HB3	3:P:284:PHE:CE2	2.39	0.58
3:P:416:LEU:O	3:P:420:ILE:HG23	2.04	0.58
1:Q:406:GLU:HG2	1:Q:409:LYS:HD2	1.85	0.58
2:R:7:LEU:CD1	2:R:70:ASN:HB2	2.34	0.58
2:R:180:ASP:HB2	2:R:195:LYS:CB	2.33	0.58
3:S:157:SER:HB2	3:S:199:LEU:CD1	2.34	0.58
3:S:303:PRO:CD	3:S:400:LYS:CD	2.82	0.58
4:T:80:PRO:O	4:T:83:LEU:HB2	2.03	0.58
4:T:127:CYS:O	4:T:128:PRO:O	2.22	0.58
4:T:262:THR:CA	4:T:265:LEU:HB2	2.31	0.58
3:U:6:ARG:HH11	3:U:6:ARG:CB	2.16	0.58
3:U:380:LYS:CA	1:V:408:ILE:HD13	2.34	0.58
2:W:7:LEU:CD1	2:W:70:ASN:HB2	2.34	0.58
2:W:472:ILE:CA	2:W:475:MET:HB3	2.26	0.58
3:X:94:ASN:HD22	3:X:95:ASN:N	2.02	0.58
3:X:176:TRP:HB3	3:X:209:ARG:HD2	1.84	0.58
4:Y:55:ILE:HG22	4:Y:119:PRO:O	2.03	0.58
4:Y:80:PRO:O	4:Y:83:LEU:HB2	2.03	0.58
4:Y:241:PHE:CD1	4:Y:450:CYS:HB3	2.39	0.58
4:Y:247:GLY:N	4:Y:250:LYS:NZ	2.45	0.58
4:Y:449:ALA:O	4:Y:452:TRP:HB2	2.03	0.58
3:Z:26:THR:O	3:Z:28:PHE:N	2.37	0.58
3:Z:384:GLU:HA	3:Z:387:LYS:HG3	1.86	0.58
1:0:253:ILE:CG2	3:Z:245:LEU:HG	2.33	0.58
1:0:259:LEU:HD23	1:0:263:LEU:HD12	1.86	0.58
1:0:408:ILE:HD13	3:Z:380:LYS:CA	2.34	0.58
2:1:42:LEU:CD2	2:1:190:TRP:CZ2	2.86	0.58
2:1:93:VAL:CG2	2:1:151:LEU:HD13	2.32	0.58
2:1:105:ALA:HA	2:1:122:PRO:HG2	1.84	0.58
3:2:21:PRO:HB3	3:2:62:ASP:OD2	2.03	0.58
3:2:36:GLN:C	3:2:54:VAL:HG12	2.24	0.58
3:2:134:HIS:HE1	3:2:209:ARG:HD2	1.69	0.58
3:2:157:SER:HB2	3:2:199:LEU:CD1	2.34	0.58
3:2:179:LYS:HB2	3:2:206:ILE:HG22	1.85	0.58
3:2:222:CYS:SG	3:2:225:PHE:CZ	2.93	0.58
3:2:303:PRO:CD	3:2:400:LYS:CD	2.82	0.58
3:2:377:GLU:N	3:2:380:LYS:HE2	2.19	0.58
3:2:412:CYS:HA	3:2:415:MET:CE	2.33	0.58
3:A:133:THR:O	3:A:140:GLN:HB2	2.04	0.58
3:A:391:GLU:O	3:A:394:ASN:ND2	2.36	0.58
1:B:91:VAL:HA	1:B:96:ASN:CG	2.23	0.58

Continued on next page...

Continued from previous page...

Atom-1	Atom-2	Interatomic distance (Å)	Clash overlap (Å)
2:C:220:ILE:O	2:C:220:ILE:CG1	2.51	0.58
2:C:247:PHE:C	2:C:250:PRO:HD2	2.24	0.58
3:D:89:ASP:CB	3:D:149:TRP:HD1	2.16	0.58
3:F:156:VAL:CG2	3:F:157:SER:N	2.65	0.58
1:G:67:TRP:CB	1:G:72:TYR:HB2	2.31	0.58
1:G:241:LEU:CD2	1:G:251:LEU:HD11	2.33	0.58
1:G:431:VAL:O	1:G:432:ALA:CB	2.52	0.58
1:G:452:PHE:O	1:G:456:LEU:HD23	2.04	0.58
2:H:7:LEU:CD1	2:H:70:ASN:HB2	2.34	0.58
2:H:93:VAL:HB	2:H:151:LEU:HB2	1.85	0.58
2:H:308:ILE:HG22	2:H:309:VAL:N	2.19	0.58
3:I:257:LEU:HA	3:I:260:ILE:CG1	2.34	0.58
4:J:59:TRP:N	4:J:59:TRP:CE3	2.71	0.58
4:J:177:PHE:CE2	4:J:184:THR:HA	2.38	0.58
4:J:269:ALA:O	4:J:273:PRO:HG3	2.04	0.58
3:K:133:THR:O	3:K:140:GLN:HB2	2.04	0.58
1:L:68:ASP:CB	1:L:69:PRO:CD	2.74	0.58
1:L:85:VAL:HG12	1:L:86:TRP:N	2.18	0.58
1:L:101:GLU:OE1	1:L:123:ILE:HG21	2.04	0.58
2:M:7:LEU:CD1	2:M:70:ASN:HB2	2.34	0.58
2:M:35:LEU:CD2	2:M:215:VAL:HG11	2.31	0.58
2:M:42:LEU:CD2	2:M:190:TRP:CZ2	2.86	0.58
2:M:105:ALA:HA	2:M:122:PRO:HG2	1.84	0.58
2:M:476:GLY:O	2:M:480:ARG:HG3	2.04	0.58
3:N:109:LEU:O	3:N:116:ILE:CG2	2.48	0.58
3:N:246:SER:O	3:N:250:LEU:HD12	2.04	0.58
4:O:74:ILE:O	4:O:74:ILE:HG12	2.04	0.58
4:O:86:LEU:CD1	4:O:103:TYR:OH	2.52	0.58
4:O:138:TRP:CH2	4:O:215:GLN:NE2	2.72	0.58
3:P:58:GLN:NE2	3:P:90:LEU:HD11	2.19	0.58
3:P:79:ARG:HH11	3:P:107:LYS:HZ1	1.51	0.58
3:P:380:LYS:HE3	1:Q:405:VAL:HA	1.84	0.58
1:Q:134:TYR:HB3	1:Q:279:ILE:HD11	1.86	0.58
1:Q:452:PHE:O	1:Q:456:LEU:HD23	2.04	0.58
2:R:305:ASN:O	2:R:309:VAL:N	2.32	0.58
3:S:246:SER:O	3:S:250:LEU:HD12	2.04	0.58
4:T:34:LEU:HD23	4:T:55:ILE:HA	1.85	0.58
4:T:133:TYR:CZ	4:T:214:ILE:HG13	2.38	0.58
4:T:449:ALA:O	4:T:452:TRP:HB2	2.04	0.58
3:U:41:ILE:HG12	3:U:51:GLU:HB3	1.81	0.58
3:U:379:VAL:O	3:U:382:ILE:HG13	2.04	0.58

Continued on next page...

Continued from previous page...

Atom-1	Atom-2	Interatomic distance (Å)	Clash overlap (Å)
3:U:391:GLU:O	3:U:394:ASN:ND2	2.36	0.58
1:V:287:ILE:CA	1:V:290:LEU:HD12	2.34	0.58
1:V:458:ALA:O	1:V:462:VAL:CG2	2.51	0.58
2:W:282:ALA:O	2:W:285:VAL:N	2.28	0.58
2:W:305:ASN:O	2:W:309:VAL:N	2.32	0.58
3:X:56:LEU:O	3:X:120:PRO:HD3	2.03	0.58
3:X:222:CYS:SG	3:X:225:PHE:CZ	2.93	0.58
3:X:228:LEU:HD23	3:X:249:VAL:CG1	2.32	0.58
3:Z:93:TYR:CG	3:Z:145:LYS:HB3	2.38	0.58
3:Z:218:VAL:C	3:Z:221:PRO:HD2	2.25	0.58
3:Z:244:THR:O	3:Z:247:ILE:N	2.37	0.58
3:Z:280:PHE:HB3	3:Z:284:PHE:CE2	2.39	0.58
1:0:131:LYS:HB3	1:0:133:MET:SD	2.44	0.58
1:0:187:SER:N	1:0:214:GLN:O	2.37	0.58
1:0:431:VAL:O	1:0:432:ALA:CB	2.52	0.58
2:1:74:TYR:CE1	2:1:114:PRO:HB2	2.39	0.58
2:1:93:VAL:HB	2:1:151:LEU:HD22	1.85	0.58
2:1:115:ASN:N	2:1:115:ASN:ND2	2.48	0.58
3:2:102:ILE:CG1	4:3:98:GLN:HE21	2.12	0.58
3:2:280:PHE:O	3:2:284:PHE:CD1	2.56	0.58
4:3:59:TRP:N	4:3:59:TRP:CE3	2.71	0.58
3:A:15:TYR:HE2	3:A:84:ASP:OD2	1.86	0.58
3:A:26:THR:O	3:A:28:PHE:N	2.37	0.58
3:A:416:LEU:O	3:A:420:ILE:HG23	2.04	0.58
3:A:419:ILE:HD13	3:A:423:VAL:HG21	1.84	0.58
1:B:91:VAL:C	1:B:92:LEU:HD23	2.24	0.58
1:B:258:ALA:HB3	2:C:265:LEU:CD2	2.28	0.58
2:C:7:LEU:CD1	2:C:70:ASN:HB2	2.34	0.58
2:C:30:VAL:CG1	2:C:31:VAL:N	2.67	0.58
2:C:148:PHE:CB	2:C:215:VAL:HG22	2.26	0.58
2:C:423:ILE:HD12	3:D:376:ILE:HG13	1.85	0.58
3:D:167:LEU:CG	3:D:178:MET:CB	2.77	0.58
4:E:86:LEU:CD1	4:E:103:TYR:OH	2.52	0.58
4:E:241:PHE:CD1	4:E:450:CYS:HB3	2.39	0.58
3:F:280:PHE:HB3	3:F:284:PHE:CE2	2.39	0.58
1:G:241:LEU:HD13	2:H:314:PHE:CZ	2.39	0.58
2:H:81:ARG:NH1	2:H:111:LEU:HD13	2.19	0.58
2:H:464:VAL:CG1	2:H:465:MET:N	2.66	0.58
4:J:10:LEU:HD13	4:J:64:LEU:HD23	1.86	0.58
4:J:59:TRP:CZ2	4:J:84:LEU:HD22	2.38	0.58
4:J:145:PHE:O	4:J:208:ILE:HD12	2.02	0.58

Continued on next page...

Continued from previous page...

Atom-1	Atom-2	Interatomic distance (Å)	Clash overlap (Å)
4:J:279:VAL:CB	4:J:280:PRO:HD2	2.33	0.58
3:K:37:LEU:O	3:K:169:THR:HG21	2.04	0.58
3:K:41:ILE:HG13	3:K:42:ASN:H	1.69	0.58
3:K:301:ARG:HG2	3:K:301:ARG:HH11	1.69	0.58
3:K:390:GLU:O	3:K:393:SER:OG	2.21	0.58
2:M:74:TYR:CE1	2:M:114:PRO:HB2	2.39	0.58
2:M:131:PRO:CG	2:M:145:SER:H	2.17	0.58
2:M:247:PHE:C	2:M:250:PRO:HD2	2.23	0.58
3:N:235:LEU:O	3:N:239:SER:N	2.31	0.58
3:N:383:ALA:HA	3:N:386:MET:HG2	1.86	0.58
4:O:449:ALA:O	4:O:452:TRP:HB2	2.04	0.58
3:P:26:THR:O	3:P:28:PHE:N	2.37	0.58
3:P:45:GLU:HG2	3:P:272:PRO:CG	2.33	0.58
1:Q:101:GLU:OE1	1:Q:123:ILE:HG21	2.04	0.58
1:Q:102:ILE:HB	1:Q:121:SER:O	2.03	0.58
1:Q:262:PHE:CD1	1:Q:262:PHE:N	2.72	0.58
1:Q:287:ILE:CA	1:Q:290:LEU:HD12	2.34	0.58
2:R:247:PHE:C	2:R:250:PRO:HD2	2.24	0.58
4:T:162:GLU:H	4:T:163:GLU:CD	2.06	0.58
1:V:134:TYR:HB3	1:V:279:ILE:HD11	1.86	0.58
4:Y:62:TYR:CD1	4:Y:62:TYR:O	2.57	0.58
4:Y:86:LEU:CD1	4:Y:103:TYR:OH	2.52	0.58
4:Y:250:LYS:HB3	4:Y:253:LEU:CD2	2.30	0.58
3:Z:292:THR:HG22	3:Z:296:ILE:HD11	1.85	0.58
3:Z:379:VAL:O	3:Z:382:ILE:HG13	2.04	0.58
1:0:20:ARG:HD3	1:0:20:ARG:N	2.02	0.57
1:0:430:TYR:HD1	1:0:430:TYR:O	1.87	0.57
2:1:25:LYS:O	2:1:25:LYS:HG3	2.04	0.57
2:1:220:ILE:O	2:1:220:ILE:CG1	2.51	0.57
2:1:243:ALA:HA	2:1:246:ALA:HB2	1.85	0.57
2:1:476:GLY:O	2:1:480:ARG:HG3	2.04	0.57
3:2:20:ARG:CG	3:2:20:ARG:NH1	2.38	0.57
3:2:178:MET:HA	3:2:207:MET:HB2	1.85	0.57
4:3:55:ILE:HG22	4:3:119:PRO:O	2.04	0.57
4:3:86:LEU:CD1	4:3:103:TYR:OH	2.52	0.57
4:3:133:TYR:CZ	4:3:214:ILE:HG13	2.38	0.57
4:3:250:LYS:NZ	3:Z:306:HIS:HB2	2.18	0.57
1:B:241:LEU:CD2	1:B:251:LEU:HD11	2.33	0.57
2:C:56:VAL:CG2	2:C:124:ALA:HB3	2.34	0.57
2:C:74:TYR:CE1	2:C:114:PRO:HB2	2.39	0.57
2:C:194:HIS:ND1	2:C:195:LYS:N	2.51	0.57

Continued on next page...

Continued from previous page...

Atom-1	Atom-2	Interatomic distance (Å)	Clash overlap (Å)
2:C:298:LEU:CD2	2:C:467:LEU:HD12	2.34	0.57
3:D:102:ILE:CD1	4:E:98:GLN:NE2	2.67	0.57
4:E:127:CYS:O	4:E:128:PRO:O	2.22	0.57
3:F:57:ARG:NH1	3:F:161:GLU:OE2	2.37	0.57
3:F:137:PHE:C	3:F:435:GLN:HG3	2.21	0.57
3:F:244:THR:O	3:F:247:ILE:N	2.37	0.57
3:F:261:VAL:O	3:F:265:PRO:CG	2.51	0.57
3:F:380:LYS:HA	1:G:408:ILE:HD13	1.86	0.57
1:G:91:VAL:C	1:G:92:LEU:HD23	2.24	0.57
1:G:100:PHE:HB2	1:G:103:THR:OG1	2.02	0.57
1:G:108:VAL:HG13	1:G:117:SER:O	2.04	0.57
1:G:160:HIS:NE2	1:G:207:VAL:CG1	2.57	0.57
2:H:2:ASN:HD22	2:H:71:ALA:HB3	1.67	0.57
2:H:7:LEU:HD11	2:H:70:ASN:ND2	2.18	0.57
2:H:241:PHE:CD1	2:H:241:PHE:C	2.76	0.57
3:I:134:HIS:HE1	3:I:209:ARG:HD2	1.69	0.57
4:J:86:LEU:CD1	4:J:103:TYR:OH	2.52	0.57
3:K:90:LEU:HD12	3:K:100:PHE:CE2	2.39	0.57
3:K:106:THR:HG23	1:L:150:THR:HG23	1.86	0.57
3:K:376:ILE:O	3:K:380:LYS:HG3	2.04	0.57
3:K:380:LYS:HA	1:L:408:ILE:HD13	1.86	0.57
3:K:416:LEU:O	3:K:420:ILE:HG23	2.04	0.57
1:L:3:MET:O	1:L:6:THR:HB	2.04	0.57
1:L:66:GLN:HG3	1:L:113:THR:HA	1.85	0.57
2:M:228:TYR:O	2:M:232:PHE:HB2	2.04	0.57
4:O:127:CYS:O	4:O:128:PRO:O	2.22	0.57
4:O:162:GLU:CB	4:O:190:ALA:O	2.52	0.57
4:O:417:GLU:HA	4:O:420:ASN:HB2	1.86	0.57
3:P:156:VAL:HG22	3:P:157:SER:N	2.18	0.57
3:P:413:VAL:O	3:P:417:ILE:N	2.31	0.57
3:P:416:LEU:O	3:P:420:ILE:N	2.36	0.57
2:R:81:ARG:NH1	2:R:111:LEU:HD13	2.19	0.57
4:T:101:VAL:O	4:T:101:VAL:HG12	2.04	0.57
4:T:456:LEU:HD22	4:T:460:LEU:HG	1.84	0.57
3:U:58:GLN:NE2	3:U:90:LEU:HD11	2.19	0.57
1:V:91:VAL:HA	1:V:96:ASN:CG	2.23	0.57
1:V:92:LEU:CB	1:V:96:ASN:HB2	2.33	0.57
1:V:130:ILE:HB	1:V:134:TYR:CE2	2.39	0.57
1:V:132:VAL:O	1:V:279:ILE:CG2	2.49	0.57
1:V:217:PRO:HB2	1:V:219:PHE:CE2	2.39	0.57
1:V:262:PHE:CD1	1:V:262:PHE:N	2.72	0.57

Continued on next page...

Continued from previous page...

Atom-1	Atom-2	Interatomic distance (Å)	Clash overlap (Å)
2:W:93:VAL:HB	2:W:151:LEU:HD22	1.85	0.57
2:W:180:ASP:HB2	2:W:195:LYS:CB	2.33	0.57
2:W:228:TYR:O	2:W:232:PHE:HB2	2.04	0.57
2:W:308:ILE:HG22	2:W:309:VAL:N	2.19	0.57
3:X:36:GLN:C	3:X:54:VAL:HG12	2.24	0.57
3:X:280:PHE:O	3:X:284:PHE:CD1	2.56	0.57
4:Y:239:VAL:CG1	4:Y:254:SER:OG	2.51	0.57
3:Z:41:ILE:HG13	3:Z:42:ASN:H	1.69	0.57
3:Z:57:ARG:NH1	3:Z:161:GLU:OE2	2.37	0.57
3:Z:93:TYR:CZ	3:Z:198:TYR:CE2	2.91	0.57
3:Z:237:THR:OG1	3:Z:407:ASP:OD1	2.20	0.57
3:Z:304:SER:N	3:Z:400:LYS:HD3	2.18	0.57
3:Z:401:TYR:O	3:Z:401:TYR:CG	2.57	0.57
1:0:101:GLU:C	1:0:102:ILE:HG13	2.24	0.57
2:1:247:PHE:C	2:1:250:PRO:HD2	2.23	0.57
3:2:35:LEU:HB3	3:2:164:ARG:NH1	2.20	0.57
4:3:62:TYR:CD1	4:3:62:TYR:O	2.57	0.57
4:3:122:ILE:HD13	4:3:122:ILE:N	2.16	0.57
4:3:138:TRP:CH2	4:3:215:GLN:NE2	2.72	0.57
4:3:235:LEU:HD11	4:3:257:VAL:HG13	1.85	0.57
4:3:273:PRO:O	4:3:277:LEU:HG	2.04	0.57
3:A:218:VAL:C	3:A:221:PRO:HD2	2.25	0.57
3:A:235:LEU:N	3:A:236:PRO:CD	2.67	0.57
3:A:384:GLU:HA	3:A:387:LYS:HG3	1.85	0.57
1:B:249:MET:SD	1:B:250:SER:N	2.69	0.57
1:B:452:PHE:O	1:B:456:LEU:HD23	2.04	0.57
2:C:222:ARG:NH2	2:C:223:ARG:C	2.57	0.57
2:C:228:TYR:HD1	2:C:229:VAL:H	1.47	0.57
2:C:308:ILE:HG22	2:C:309:VAL:N	2.19	0.57
2:C:451:GLN:O	2:C:455:ARG:HD3	2.04	0.57
3:D:130:ILE:CB	3:D:134:HIS:HB2	2.33	0.57
3:D:235:LEU:O	3:D:239:SER:N	2.31	0.57
4:E:80:PRO:O	4:E:83:LEU:HB2	2.04	0.57
4:E:80:PRO:HB2	4:E:83:LEU:HD23	1.86	0.57
4:E:303:VAL:O	4:E:307:SER:N	2.30	0.57
3:F:36:GLN:OE1	3:F:36:GLN:C	2.43	0.57
3:F:50:VAL:HG12	3:F:52:THR:HG23	1.85	0.57
1:G:75:ILE:O	1:G:75:ILE:CG1	2.49	0.57
1:G:187:SER:N	1:G:214:GLN:O	2.37	0.57
1:G:187:SER:OG	1:G:216:LYS:HE2	2.05	0.57
2:H:30:VAL:CG1	2:H:31:VAL:N	2.67	0.57

Continued on next page...

Continued from previous page...

Atom-1	Atom-2	Interatomic distance (Å)	Clash overlap (Å)
2:H:35:LEU:CD2	2:H:215:VAL:HG11	2.31	0.57
3:I:43:VAL:CG1	3:I:50:VAL:HG22	2.33	0.57
3:I:56:LEU:O	3:I:120:PRO:HD3	2.03	0.57
3:I:86:TRP:O	3:I:86:TRP:CG	2.57	0.57
4:J:47:GLU:HG2	4:J:128:PRO:O	2.03	0.57
4:J:74:ILE:O	4:J:74:ILE:HG12	2.04	0.57
4:J:162:GLU:CB	4:J:190:ALA:O	2.52	0.57
4:J:228:PRO:HA	4:J:231:LEU:HD23	1.85	0.57
4:J:239:VAL:CG1	4:J:254:SER:OG	2.51	0.57
3:K:6:ARG:HH11	3:K:6:ARG:CB	2.16	0.57
3:K:50:VAL:HG12	3:K:52:THR:HG23	1.85	0.57
3:K:58:GLN:NE2	3:K:90:LEU:HD11	2.18	0.57
3:K:137:PHE:CE1	3:K:210:ILE:CD1	2.77	0.57
1:L:59:ALA:HA	1:L:116:VAL:O	2.03	0.57
1:L:132:VAL:O	1:L:279:ILE:CG2	2.49	0.57
1:L:134:TYR:HB3	1:L:279:ILE:HD11	1.86	0.57
1:L:187:SER:OG	1:L:216:LYS:HE2	2.05	0.57
1:L:187:SER:N	1:L:214:GLN:O	2.37	0.57
1:L:253:ILE:CD1	1:L:302:LEU:HD21	2.33	0.57
2:M:58:MET:HE1	2:M:120:TRP:CZ2	2.39	0.57
2:M:141:TRP:CZ2	2:M:223:ARG:O	2.58	0.57
2:M:159:SER:HA	2:M:213:GLN:HG2	1.80	0.57
2:M:180:ASP:N	2:M:195:LYS:CB	2.66	0.57
2:M:180:ASP:HB2	2:M:195:LYS:CB	2.33	0.57
3:N:66:ARG:HD3	3:N:66:ARG:H	1.68	0.57
3:N:102:ILE:CD1	4:O:98:GLN:NE2	2.67	0.57
3:N:114:GLY:O	3:N:116:ILE:HG23	2.03	0.57
4:O:250:LYS:HB3	4:O:253:LEU:CD2	2.30	0.57
3:P:41:ILE:HG13	3:P:42:ASN:H	1.69	0.57
3:P:90:LEU:HD12	3:P:100:PHE:CE2	2.39	0.57
3:P:379:VAL:O	3:P:382:ILE:HG13	2.04	0.57
1:Q:9:SER:CA	1:Q:12:PHE:CE1	2.78	0.57
2:R:308:ILE:HG22	2:R:309:VAL:N	2.19	0.57
2:R:464:VAL:HG13	2:R:465:MET:N	2.18	0.57
3:S:16:ASN:ND2	3:S:16:ASN:N	2.52	0.57
3:S:178:MET:HA	3:S:207:MET:HB2	1.84	0.57
3:S:179:LYS:HB2	3:S:206:ILE:HG22	1.85	0.57
3:S:225:PHE:HD1	3:S:226:SER:N	2.03	0.57
4:T:27:VAL:HG11	4:T:152:ALA:O	2.04	0.57
4:T:262:THR:HA	4:T:265:LEU:CB	2.31	0.57
3:U:37:LEU:HD23	3:U:54:VAL:HG12	1.85	0.57

Continued on next page...

Continued from previous page...

Atom-1	Atom-2	Interatomic distance (Å)	Clash overlap (Å)
3:U:37:LEU:O	3:U:169:THR:HG21	2.04	0.57
3:U:225:PHE:CD1	3:U:225:PHE:C	2.78	0.57
3:U:304:SER:N	3:U:400:LYS:HD3	2.18	0.57
3:U:399:TRP:CE3	3:U:399:TRP:HA	2.39	0.57
3:U:417:ILE:HA	3:U:420:ILE:CG1	2.32	0.57
1:V:241:LEU:HD13	2:W:314:PHE:CZ	2.39	0.57
1:V:284:LEU:HA	1:V:287:ILE:CG1	2.34	0.57
1:V:430:TYR:HD1	1:V:430:TYR:O	1.87	0.57
2:W:81:ARG:NH1	2:W:111:LEU:HD13	2.19	0.57
2:W:141:TRP:CZ2	2:W:223:ARG:O	2.58	0.57
3:X:303:PRO:CD	3:X:400:LYS:CD	2.82	0.57
3:X:407:ASP:OD1	3:X:408:HIS:CD2	2.51	0.57
4:Y:49:LEU:HD12	4:Y:50:THR:N	2.19	0.57
4:Y:101:VAL:HG12	4:Y:101:VAL:O	2.04	0.57
3:Z:37:LEU:O	3:Z:169:THR:HG21	2.04	0.57
1:0:40:LEU:HD13	1:0:40:LEU:C	2.24	0.57
1:0:108:VAL:HG13	1:0:117:SER:O	2.04	0.57
1:0:217:PRO:HB2	1:0:219:PHE:CE2	2.39	0.57
2:1:154:ASN:CB	2:1:211:ASN:CB	2.81	0.57
2:1:298:LEU:CD2	2:1:467:LEU:HD12	2.34	0.57
3:2:105:MET:O	3:2:105:MET:HG2	2.05	0.57
4:3:31:THR:HA	4:3:158:GLN:HG3	1.86	0.57
4:3:450:CYS:O	4:3:453:ILE:HG13	2.04	0.57
3:A:6:ARG:HH11	3:A:6:ARG:CB	2.16	0.57
3:A:34:GLY:HA3	3:A:57:ARG:HD3	1.85	0.57
3:A:41:ILE:HG13	3:A:42:ASN:H	1.69	0.57
1:B:182:GLU:CD	1:B:182:GLU:H	2.06	0.57
1:B:187:SER:OG	1:B:216:LYS:HE2	2.04	0.57
1:B:187:SER:N	1:B:214:GLN:O	2.37	0.57
1:B:438:LEU:O	1:B:442:ILE:CD1	2.53	0.57
3:D:383:ALA:HA	3:D:386:MET:HG2	1.86	0.57
4:E:10:LEU:HD13	4:E:64:LEU:HD23	1.86	0.57
4:E:138:TRP:CH2	4:E:215:GLN:NE2	2.72	0.57
4:E:162:GLU:CB	4:E:190:ALA:O	2.52	0.57
3:F:90:LEU:HD12	3:F:100:PHE:CE2	2.39	0.57
3:F:163:ASP:C	3:F:164:ARG:HG3	2.25	0.57
3:F:243:MET:CE	3:F:244:THR:HG22	2.34	0.57
1:G:134:TYR:HB3	1:G:279:ILE:HD11	1.86	0.57
1:G:249:MET:O	1:G:252:SER:OG	2.21	0.57
2:H:74:TYR:CE1	2:H:114:PRO:HB2	2.39	0.57
2:H:243:ALA:HA	2:H:246:ALA:HB2	1.86	0.57

Continued on next page...

Continued from previous page...

Atom-1	Atom-2	Interatomic distance (Å)	Clash overlap (Å)
2:H:464:VAL:HG13	2:H:465:MET:N	2.19	0.57
3:I:66:ARG:HD3	3:I:66:ARG:H	1.69	0.57
3:I:157:SER:HB2	3:I:199:LEU:CD1	2.34	0.57
4:J:49:LEU:HD12	4:J:50:THR:N	2.20	0.57
4:J:80:PRO:HB2	4:J:83:LEU:HD23	1.86	0.57
4:J:138:TRP:CH2	4:J:215:GLN:NE2	2.72	0.57
4:J:273:PRO:O	4:J:277:LEU:HG	2.04	0.57
4:J:453:ILE:HD12	4:J:453:ILE:C	2.24	0.57
3:K:280:PHE:HB3	3:K:284:PHE:CE2	2.39	0.57
3:K:391:GLU:O	3:K:394:ASN:ND2	2.36	0.57
1:L:102:ILE:HB	1:L:121:SER:O	2.03	0.57
1:L:241:LEU:HD13	2:M:314:PHE:CZ	2.39	0.57
1:L:267:ALA:O	1:L:271:PRO:CD	2.46	0.57
2:M:228:TYR:HD1	2:M:229:VAL:H	1.47	0.57
3:N:95:ASN:HA	3:N:127:TYR:O	2.05	0.57
3:N:130:ILE:CB	3:N:134:HIS:HB2	2.33	0.57
3:N:284:PHE:CE2	3:N:424:SER:CB	2.86	0.57
4:O:80:PRO:HB2	4:O:83:LEU:HD23	1.86	0.57
3:P:243:MET:CE	3:P:244:THR:HG22	2.34	0.57
3:P:301:ARG:HG2	3:P:301:ARG:HH11	1.69	0.57
3:P:380:LYS:CA	1:Q:408:ILE:HD13	2.34	0.57
3:P:401:TYR:O	3:P:401:TYR:CG	2.57	0.57
3:P:416:LEU:C	3:P:419:ILE:HG22	2.23	0.57
1:Q:16:ASN:OD1	1:Q:18:LYS:NZ	2.23	0.57
1:Q:91:VAL:C	1:Q:92:LEU:HD23	2.24	0.57
1:Q:241:LEU:HD13	2:R:314:PHE:CZ	2.39	0.57
1:Q:241:LEU:CD2	1:Q:251:LEU:HD11	2.33	0.57
1:Q:285:MET:O	1:Q:289:ILE:HG12	2.03	0.57
1:Q:439:PHE:O	1:Q:442:ILE:HG22	2.03	0.57
2:R:11:LEU:O	2:R:13:ILE:N	2.38	0.57
2:R:30:VAL:CG1	2:R:31:VAL:N	2.67	0.57
2:R:42:LEU:CD2	2:R:190:TRP:CZ2	2.86	0.57
2:R:66:ARG:HG2	2:R:66:ARG:NH1	2.08	0.57
2:R:93:VAL:CG2	2:R:151:LEU:HD13	2.32	0.57
2:R:279:PRO:CA	2:R:282:ALA:HB3	2.33	0.57
2:R:423:ILE:HD12	3:S:376:ILE:HG13	1.85	0.57
4:T:91:LEU:CB	4:T:95:VAL:H	2.16	0.57
3:U:243:MET:CE	3:U:244:THR:HG22	2.34	0.57
3:U:274:ILE:CG1	3:U:277:TYR:CE1	2.81	0.57
1:V:3:MET:O	1:V:6:THR:HB	2.04	0.57
1:V:131:LYS:HB3	1:V:133:MET:SD	2.45	0.57

Continued on next page...

Continued from previous page...

Atom-1	Atom-2	Interatomic distance (Å)	Clash overlap (Å)
1:V:431:VAL:O	1:V:432:ALA:CB	2.52	0.57
2:W:11:LEU:O	2:W:13:ILE:N	2.38	0.57
2:W:154:ASN:CB	2:W:211:ASN:CB	2.81	0.57
2:W:464:VAL:HG13	2:W:465:MET:N	2.19	0.57
3:X:86:TRP:O	3:X:86:TRP:CG	2.57	0.57
3:Z:36:GLN:OE1	3:Z:36:GLN:C	2.43	0.57
3:Z:133:THR:O	3:Z:140:GLN:HB2	2.04	0.57
3:Z:234:TYR:CZ	3:Z:410:LEU:HD11	2.40	0.57
1:0:92:LEU:HD22	1:0:146:PHE:CG	2.37	0.57
1:0:101:GLU:OE1	1:0:123:ILE:HG21	2.04	0.57
1:0:150:THR:HG23	3:Z:106:THR:HG23	1.86	0.57
1:0:406:GLU:HG2	1:0:409:LYS:HD2	1.85	0.57
2:1:180:ASP:CG	2:1:219:LEU:HD22	2.24	0.57
3:2:130:ILE:CB	3:2:134:HIS:HB2	2.33	0.57
3:2:257:LEU:HA	3:2:260:ILE:CG1	2.34	0.57
4:3:135:PRO:C	4:3:136:PHE:HD1	2.08	0.57
3:A:106:THR:HG23	1:B:150:THR:HG23	1.87	0.57
3:A:225:PHE:CD1	3:A:225:PHE:C	2.78	0.57
3:A:280:PHE:HB3	3:A:284:PHE:CE2	2.39	0.57
3:A:376:ILE:O	3:A:380:LYS:HG3	2.04	0.57
3:A:380:LYS:HA	1:B:408:ILE:HD13	1.86	0.57
3:A:416:LEU:C	3:A:419:ILE:HG22	2.23	0.57
1:B:131:LYS:HB3	1:B:133:MET:SD	2.44	0.57
1:B:431:VAL:O	1:B:432:ALA:CB	2.52	0.57
2:C:52:LEU:HD21	2:C:130:CYS:CB	2.29	0.57
2:C:180:ASP:CG	2:C:219:LEU:HD22	2.24	0.57
2:C:476:GLY:O	2:C:480:ARG:HG3	2.04	0.57
3:D:157:SER:HB2	3:D:199:LEU:CD1	2.34	0.57
3:D:176:TRP:HB3	3:D:209:ARG:HD2	1.84	0.57
3:D:377:GLU:N	3:D:380:LYS:HE2	2.19	0.57
4:E:101:VAL:HG12	4:E:101:VAL:O	2.04	0.57
4:E:102:ALA:HB2	4:E:121:ALA:CB	2.33	0.57
4:E:444:LYS:HA	4:E:444:LYS:CE	2.35	0.57
3:F:399:TRP:HA	3:F:399:TRP:CE3	2.39	0.57
1:G:130:ILE:HB	1:G:134:TYR:CE2	2.39	0.57
1:G:131:LYS:HB3	1:G:133:MET:SD	2.44	0.57
1:G:217:PRO:HB2	1:G:219:PHE:CE2	2.39	0.57
1:G:251:LEU:HD12	1:G:251:LEU:C	2.23	0.57
2:H:93:VAL:HB	2:H:151:LEU:HD22	1.85	0.57
2:H:426:THR:C	2:H:429:ILE:HG23	2.25	0.57
3:I:102:ILE:CG1	4:J:98:GLN:HE21	2.12	0.57

Continued on next page...

Continued from previous page...

Atom-1	Atom-2	Interatomic distance (Å)	Clash overlap (Å)
3:I:245:LEU:HD23	4:J:255:ILE:HG21	1.84	0.57
4:J:262:THR:HA	4:J:265:LEU:CG	2.35	0.57
3:K:37:LEU:HD23	3:K:54:VAL:HG12	1.85	0.57
3:K:93:TYR:CZ	3:K:200:ASP:HB3	2.40	0.57
3:K:218:VAL:C	3:K:221:PRO:HD2	2.25	0.57
3:K:225:PHE:CD1	3:K:225:PHE:C	2.78	0.57
1:L:430:TYR:O	1:L:430:TYR:HD1	1.87	0.57
2:M:11:LEU:O	2:M:13:ILE:N	2.38	0.57
2:M:25:LYS:O	2:M:25:LYS:HG3	2.04	0.57
2:M:62:TRP:HH2	2:M:120:TRP:HB3	1.70	0.57
3:N:36:GLN:C	3:N:54:VAL:HG12	2.24	0.57
3:N:179:LYS:HB2	3:N:206:ILE:HG22	1.85	0.57
4:O:135:PRO:C	4:O:136:PHE:HD1	2.08	0.57
4:O:456:LEU:HD22	4:O:460:LEU:HG	1.84	0.57
3:P:50:VAL:HG12	3:P:52:THR:HG23	1.85	0.57
1:Q:217:PRO:HB2	1:Q:219:PHE:CE2	2.39	0.57
2:R:30:VAL:HG22	2:R:158:ILE:H	1.66	0.57
2:R:93:VAL:HB	2:R:151:LEU:HD22	1.85	0.57
2:R:141:TRP:CZ2	2:R:223:ARG:O	2.58	0.57
2:R:426:THR:HA	2:R:429:ILE:HG23	1.86	0.57
3:S:66:ARG:HD3	3:S:66:ARG:H	1.68	0.57
3:S:86:TRP:O	3:S:86:TRP:CG	2.57	0.57
3:S:245:LEU:HD23	4:T:255:ILE:HG21	1.84	0.57
3:S:383:ALA:HA	3:S:386:MET:HG2	1.86	0.57
4:T:62:TYR:C	4:T:64:LEU:H	2.07	0.57
4:T:74:ILE:O	4:T:74:ILE:HG12	2.04	0.57
4:T:250:LYS:HB3	4:T:253:LEU:CD2	2.30	0.57
3:U:36:GLN:OE1	3:U:36:GLN:C	2.43	0.57
3:U:106:THR:HG23	1:V:150:THR:HG23	1.87	0.57
3:U:252:SER:OG	1:V:257:LEU:CD2	2.48	0.57
3:U:376:ILE:O	3:U:380:LYS:HG3	2.04	0.57
1:V:95:ASN:O	1:V:96:ASN:C	2.40	0.57
1:V:187:SER:OG	1:V:216:LYS:HE2	2.04	0.57
1:V:241:LEU:CD2	1:V:251:LEU:HD11	2.34	0.57
1:V:425:LYS:CA	1:V:428:TRP:CD1	2.71	0.57
2:W:243:ALA:HA	2:W:246:ALA:HB2	1.86	0.57
2:W:451:GLN:O	2:W:455:ARG:HD3	2.04	0.57
3:X:179:LYS:HB2	3:X:206:ILE:HG22	1.85	0.57
3:X:246:SER:O	3:X:250:LEU:HD12	2.04	0.57
3:X:383:ALA:HA	3:X:386:MET:HG2	1.86	0.57
4:Y:74:ILE:HG12	4:Y:74:ILE:O	2.04	0.57

Continued on next page...

Continued from previous page...

Atom-1	Atom-2	Interatomic distance (Å)	Clash overlap (Å)
4:Y:177:PHE:HB2	4:Y:185:ILE:HD12	1.86	0.57
3:Z:15:TYR:HE2	3:Z:84:ASP:OD2	1.87	0.57
3:Z:160:PRO:HG2	3:Z:185:LYS:HZ1	1.68	0.57
1:O:177:GLN:HA	1:O:180:PHE:HB2	1.86	0.57
1:O:267:ALA:O	1:O:271:PRO:CD	2.46	0.57
2:1:7:LEU:CD1	2:1:70:ASN:HB2	2.34	0.57
2:1:131:PRO:CG	2:1:145:SER:H	2.17	0.57
2:1:162:LEU:HB2	2:1:199:LYS:CB	2.31	0.57
2:1:199:LYS:NZ	2:1:199:LYS:C	2.58	0.57
2:1:426:THR:C	2:1:429:ILE:HG23	2.25	0.57
3:2:32:THR:HG21	3:2:59:GLN:HE21	1.70	0.57
3:2:68:ASN:HB2	3:2:69:PRO:HD2	1.87	0.57
4:3:27:VAL:HG11	4:3:152:ALA:O	2.04	0.57
4:3:74:ILE:HG12	4:3:74:ILE:O	2.04	0.57
4:3:262:THR:HA	4:3:265:LEU:CG	2.35	0.57
3:A:35:LEU:CD1	3:A:203:TYR:OH	2.52	0.57
3:A:36:GLN:OE1	3:A:36:GLN:C	2.43	0.57
3:A:57:ARG:NH1	3:A:161:GLU:OE2	2.37	0.57
1:B:66:GLN:HG3	1:B:113:THR:HA	1.85	0.57
1:B:132:VAL:O	1:B:279:ILE:CG2	2.49	0.57
1:B:217:PRO:HB2	1:B:219:PHE:CE2	2.39	0.57
1:B:404:ALA:O	1:B:407:ALA:HB3	2.05	0.57
2:C:146:LEU:HD12	2:C:146:LEU:N	2.19	0.57
2:C:263:VAL:HG13	3:D:251:LEU:CD2	2.32	0.57
4:E:49:LEU:HD12	4:E:50:THR:N	2.20	0.57
4:E:246:ALA:CB	4:E:250:LYS:HZ2	2.17	0.57
3:F:29:VAL:HB	3:F:31:ILE:CD1	2.33	0.57
3:F:401:TYR:O	3:F:401:TYR:CG	2.57	0.57
1:G:101:GLU:OE1	1:G:123:ILE:HG21	2.04	0.57
1:G:152:ASP:CB	1:G:203:SER:CB	2.82	0.57
1:G:409:LYS:HE2	2:H:423:ILE:HG22	1.86	0.57
2:H:37:LEU:O	2:H:178:ILE:HD12	2.05	0.57
2:H:298:LEU:CD2	2:H:467:LEU:HD12	2.35	0.57
3:I:16:ASN:ND2	3:I:16:ASN:N	2.52	0.57
3:I:102:ILE:CD1	4:J:98:GLN:NE2	2.67	0.57
3:I:130:ILE:CB	3:I:134:HIS:HB2	2.33	0.57
3:I:222:CYS:SG	3:I:225:PHE:CZ	2.93	0.57
3:I:246:SER:O	3:I:250:LEU:HD12	2.04	0.57
3:K:242:LYS:HB2	3:K:245:LEU:HB2	1.85	0.57
3:K:401:TYR:O	3:K:401:TYR:CG	2.57	0.57
1:L:259:LEU:HD23	1:L:263:LEU:HD12	1.86	0.57

Continued on next page...

Continued from previous page...

Atom-1	Atom-2	Interatomic distance (Å)	Clash overlap (Å)
2:M:12:LEU:HD12	2:M:16:LYS:HE3	1.86	0.57
2:M:199:LYS:NZ	2:M:199:LYS:C	2.58	0.57
2:M:426:THR:C	2:M:429:ILE:HG23	2.25	0.57
3:N:303:PRO:CD	3:N:400:LYS:CD	2.82	0.57
4:O:27:VAL:HG11	4:O:152:ALA:O	2.04	0.57
4:O:138:TRP:CE3	4:O:215:GLN:HA	2.40	0.57
3:P:376:ILE:O	3:P:380:LYS:HG3	2.04	0.57
1:Q:284:LEU:HA	1:Q:287:ILE:CG1	2.34	0.57
1:Q:404:ALA:O	1:Q:407:ALA:HB3	2.05	0.57
1:Q:430:TYR:HD1	1:Q:430:TYR:O	1.87	0.57
2:R:25:LYS:HG3	2:R:25:LYS:O	2.04	0.57
2:R:190:TRP:CD1	2:R:221:ILE:CD1	2.75	0.57
2:R:222:ARG:NH2	2:R:223:ARG:C	2.57	0.57
3:S:105:MET:HG2	3:S:105:MET:O	2.05	0.57
3:S:280:PHE:O	3:S:284:PHE:CD1	2.56	0.57
4:T:62:TYR:CD1	4:T:62:TYR:O	2.57	0.57
4:T:86:LEU:CD1	4:T:103:TYR:OH	2.52	0.57
4:T:162:GLU:CB	4:T:190:ALA:O	2.52	0.57
3:U:20:ARG:O	3:U:22:VAL:N	2.31	0.57
3:U:137:PHE:C	3:U:435:GLN:HG3	2.21	0.57
3:U:230:VAL:CG1	3:U:414:PHE:HZ	2.15	0.57
3:U:234:TYR:CD2	3:U:410:LEU:HD21	2.39	0.57
3:U:249:VAL:HG12	3:U:250:LEU:N	2.18	0.57
1:V:101:GLU:OE1	1:V:123:ILE:HG21	2.04	0.57
1:V:102:ILE:HB	1:V:121:SER:O	2.03	0.57
1:V:160:HIS:NE2	1:V:207:VAL:CG1	2.56	0.57
2:W:56:VAL:CG2	2:W:124:ALA:HB3	2.34	0.57
2:W:180:ASP:CG	2:W:219:LEU:HD22	2.24	0.57
2:W:296:MET:CE	2:W:299:VAL:HG21	2.35	0.57
3:X:45:GLU:CG	3:X:272:PRO:CG	2.57	0.57
3:X:178:MET:HA	3:X:207:MET:HB2	1.85	0.57
3:X:225:PHE:HD1	3:X:226:SER:N	2.03	0.57
4:Y:59:TRP:CE2	4:Y:115:MET:CB	2.87	0.57
4:Y:162:GLU:CB	4:Y:190:ALA:O	2.52	0.57
4:Y:227:ALA:H	4:Y:228:PRO:HD2	1.66	0.57
4:Y:234:SER:O	4:Y:238:LEU:N	2.38	0.57
4:Y:269:ALA:O	4:Y:273:PRO:HG3	2.04	0.57
4:Y:438:ASN:O	4:Y:442:ILE:HG12	2.05	0.57
4:Y:450:CYS:O	4:Y:453:ILE:HG13	2.04	0.57
3:Z:301:ARG:HG2	3:Z:301:ARG:HH11	1.69	0.57
3:Z:416:LEU:O	3:Z:420:ILE:HG23	2.04	0.57

Continued on next page...

Continued from previous page...

Atom-1	Atom-2	Interatomic distance (Å)	Clash overlap (Å)
1:0:91:VAL:HA	1:0:96:ASN:CG	2.23	0.57
1:0:91:VAL:C	1:0:92:LEU:HD23	2.24	0.57
2:1:62:TRP:HH2	2:1:120:TRP:HB3	1.70	0.57
2:1:451:GLN:O	2:1:455:ARG:HD3	2.04	0.57
3:2:94:ASN:HD22	3:2:95:ASN:N	2.02	0.57
3:2:189:TYR:CA	3:2:197:PRO:HD2	2.31	0.57
4:3:80:PRO:HB2	4:3:83:LEU:HD23	1.86	0.57
4:3:453:ILE:HD12	4:3:453:ILE:C	2.24	0.57
3:A:37:LEU:O	3:A:169:THR:HG21	2.04	0.57
1:B:101:GLU:OE1	1:B:123:ILE:HG21	2.04	0.57
2:C:62:TRP:HH2	2:C:120:TRP:HB3	1.70	0.57
3:D:303:PRO:CD	3:D:400:LYS:CD	2.82	0.57
4:E:62:TYR:CD1	4:E:62:TYR:O	2.57	0.57
4:E:262:THR:HA	4:E:265:LEU:CB	2.31	0.57
4:E:417:GLU:HA	4:E:420:ASN:HB2	1.86	0.57
4:E:450:CYS:O	4:E:453:ILE:HG13	2.04	0.57
3:F:15:TYR:HE2	3:F:84:ASP:OD2	1.87	0.57
3:F:26:THR:O	3:F:28:PHE:N	2.37	0.57
3:F:34:GLY:HA3	3:F:57:ARG:HD3	1.85	0.57
3:F:145:LYS:HZ2	3:F:202:THR:CG2	2.16	0.57
3:F:234:TYR:CD2	3:F:410:LEU:HD21	2.39	0.57
3:F:301:ARG:HG2	3:F:301:ARG:HH11	1.69	0.57
1:G:259:LEU:HD23	1:G:263:LEU:HD12	1.86	0.57
1:G:404:ALA:O	1:G:407:ALA:HB3	2.05	0.57
1:G:438:LEU:O	1:G:442:ILE:CD1	2.53	0.57
2:H:97:ASN:CG	2:H:128:SER:HB2	2.24	0.57
2:H:154:ASN:CB	2:H:211:ASN:CB	2.81	0.57
2:H:195:LYS:CE	2:H:217:PHE:HB3	2.32	0.57
2:H:296:MET:HA	2:H:296:MET:HE2	1.86	0.57
2:H:423:ILE:HD12	3:I:376:ILE:HG13	1.86	0.57
3:I:35:LEU:HB3	3:I:164:ARG:NH1	2.20	0.57
3:I:94:ASN:HD22	3:I:95:ASN:N	2.02	0.57
4:J:62:TYR:C	4:J:64:LEU:H	2.07	0.57
4:J:135:PRO:C	4:J:136:PHE:HD1	2.08	0.57
3:K:379:VAL:O	3:K:382:ILE:HG13	2.04	0.57
1:L:131:LYS:HB3	1:L:133:MET:SD	2.44	0.57
1:L:251:LEU:HD22	2:M:261:ILE:HG13	1.86	0.57
1:L:438:LEU:O	1:L:442:ILE:CD1	2.53	0.57
2:M:138:PRO:O	2:M:141:TRP:CD1	2.58	0.57
4:O:62:TYR:CD1	4:O:62:TYR:O	2.57	0.57
4:O:101:VAL:O	4:O:101:VAL:HG12	2.04	0.57

Continued on next page...

Continued from previous page...

Atom-1	Atom-2	Interatomic distance (Å)	Clash overlap (Å)
4:O:241:PHE:CD1	4:O:450:CYS:HB3	2.39	0.57
3:P:225:PHE:CD1	3:P:225:PHE:C	2.78	0.57
3:P:399:TRP:CE3	3:P:399:TRP:HA	2.39	0.57
1:Q:85:VAL:HG12	1:Q:86:TRP:N	2.18	0.57
1:Q:95:ASN:HB3	1:Q:126:SER:CB	2.18	0.57
1:Q:177:GLN:HA	1:Q:180:PHE:HB2	1.86	0.57
2:R:191:GLU:N	2:R:222:ARG:O	2.25	0.57
2:R:242:LEU:O	2:R:246:ALA:N	2.34	0.57
2:R:298:LEU:CD2	2:R:467:LEU:HD12	2.34	0.57
2:R:426:THR:C	2:R:429:ILE:HG23	2.25	0.57
3:S:94:ASN:HD22	3:S:95:ASN:N	2.02	0.57
4:T:37:THR:OG1	4:T:54:TRP:CZ3	2.55	0.57
4:T:138:TRP:CH2	4:T:215:GLN:NE2	2.72	0.57
4:T:450:CYS:O	4:T:453:ILE:HG13	2.05	0.57
4:T:453:ILE:HD12	4:T:453:ILE:C	2.24	0.57
3:U:35:LEU:CD1	3:U:203:TYR:OH	2.52	0.57
3:U:244:THR:O	3:U:247:ILE:N	2.37	0.57
3:U:425:VAL:O	3:U:429:ARG:HG2	2.05	0.57
1:V:108:VAL:HG13	1:V:117:SER:O	2.05	0.57
1:V:177:GLN:HA	1:V:180:PHE:HB2	1.86	0.57
1:V:251:LEU:HD22	2:W:261:ILE:HG13	1.86	0.57
1:V:259:LEU:HD23	1:V:263:LEU:HD12	1.86	0.57
2:W:37:LEU:O	2:W:178:ILE:HD12	2.05	0.57
2:W:62:TRP:HH2	2:W:120:TRP:HB3	1.70	0.57
2:W:67:LEU:HD11	2:W:113:ARG:O	2.05	0.57
2:W:74:TYR:CE1	2:W:114:PRO:HB2	2.39	0.57
2:W:107:PHE:O	2:W:107:PHE:CG	2.58	0.57
2:W:270:PHE:HD1	2:W:270:PHE:N	2.00	0.57
2:W:279:PRO:CA	2:W:282:ALA:HB3	2.33	0.57
1:0:187:SER:OG	1:0:216:LYS:HE2	2.05	0.57
1:0:262:PHE:CD1	1:0:262:PHE:N	2.72	0.57
2:1:45:LEU:CD1	2:1:190:TRP:CE3	2.77	0.57
2:1:56:VAL:CG2	2:1:124:ALA:HB3	2.34	0.57
3:2:243:MET:HE2	3:2:243:MET:H	1.70	0.57
3:2:383:ALA:HA	3:2:386:MET:HG2	1.86	0.57
4:3:27:VAL:HB	4:3:154:GLU:O	2.05	0.57
4:3:269:ALA:O	4:3:273:PRO:HG3	2.04	0.57
3:A:266:SER:O	3:A:270:ALA:N	2.38	0.57
3:A:379:VAL:O	3:A:382:ILE:HG13	2.04	0.57
3:A:416:LEU:O	3:A:420:ILE:N	2.36	0.57
2:C:81:ARG:NH1	2:C:111:LEU:HD13	2.19	0.57

Continued on next page...

Continued from previous page...

Atom-1	Atom-2	Interatomic distance (Å)	Clash overlap (Å)
2:C:141:TRP:CZ2	2:C:223:ARG:O	2.58	0.57
2:C:266:ALA:CB	3:D:251:LEU:HB3	2.35	0.57
2:C:291:TYR:N	2:C:291:TYR:CD1	2.71	0.57
3:D:29:VAL:HG11	3:D:60:TRP:HE1	1.67	0.57
3:D:35:LEU:HB3	3:D:164:ARG:NH1	2.20	0.57
3:D:94:ASN:HD22	3:D:95:ASN:N	2.02	0.57
3:D:105:MET:O	3:D:105:MET:HG2	2.05	0.57
3:D:134:HIS:HE1	3:D:209:ARG:HD2	1.69	0.57
3:D:179:LYS:HB2	3:D:206:ILE:HG22	1.85	0.57
3:D:284:PHE:CE2	3:D:424:SER:CB	2.86	0.57
4:E:99:PHE:CZ	4:E:123:TYR:CE2	2.93	0.57
4:E:269:ALA:O	4:E:273:PRO:HG3	2.04	0.57
3:F:41:ILE:HG13	3:F:42:ASN:H	1.69	0.57
3:F:266:SER:O	3:F:270:ALA:N	2.38	0.57
1:G:455:PHE:O	1:G:458:ALA:HB3	2.05	0.57
2:H:11:LEU:O	2:H:13:ILE:N	2.38	0.57
2:H:83:ARG:HB3	2:H:84:PRO:CD	2.31	0.57
2:H:138:PRO:O	2:H:141:TRP:CD1	2.58	0.57
2:H:180:ASP:CG	2:H:219:LEU:HD22	2.24	0.57
2:H:219:LEU:HD11	2:H:221:ILE:HG22	1.87	0.57
3:I:146:LEU:HD12	3:I:146:LEU:N	2.19	0.57
4:J:27:VAL:HG11	4:J:152:ALA:O	2.04	0.57
4:J:417:GLU:HA	4:J:420:ASN:HB2	1.86	0.57
4:J:438:ASN:O	4:J:442:ILE:HG12	2.05	0.57
3:K:34:GLY:HA3	3:K:57:ARG:HD3	1.85	0.57
3:K:57:ARG:NH1	3:K:161:GLU:OE2	2.37	0.57
3:K:137:PHE:N	3:K:277:TYR:OH	2.38	0.57
3:K:137:PHE:C	3:K:435:GLN:HG3	2.21	0.57
3:K:417:ILE:HA	3:K:420:ILE:CG1	2.32	0.57
1:L:101:GLU:C	1:L:102:ILE:HG13	2.25	0.57
1:L:241:LEU:CD2	1:L:251:LEU:HD11	2.33	0.57
2:M:30:VAL:CG1	2:M:31:VAL:N	2.67	0.57
2:M:146:LEU:HD12	2:M:146:LEU:N	2.19	0.57
2:M:162:LEU:HB2	2:M:199:LYS:CB	2.31	0.57
2:M:192:ILE:HD13	2:M:221:ILE:CG2	2.35	0.57
2:M:235:PRO:O	2:M:239:ILE:HB	2.05	0.57
3:N:47:ASN:O	3:N:48:GLN:CG	2.47	0.57
3:N:61:ILE:HA	3:N:116:ILE:CD1	2.35	0.57
3:N:89:ASP:CB	3:N:149:TRP:HD1	2.16	0.57
3:N:94:ASN:HD22	3:N:95:ASN:N	2.02	0.57
4:O:34:LEU:HD23	4:O:55:ILE:HA	1.85	0.57

Continued on next page...

Continued from previous page...

Atom-1	Atom-2	Interatomic distance (Å)	Clash overlap (Å)
4:O:91:LEU:CB	4:O:95:VAL:H	2.16	0.57
4:O:444:LYS:HA	4:O:444:LYS:CE	2.35	0.57
3:P:35:LEU:CD1	3:P:203:TYR:OH	2.52	0.57
3:P:37:LEU:O	3:P:169:THR:HG21	2.04	0.57
3:P:106:THR:HG23	1:Q:150:THR:HG23	1.87	0.57
3:P:218:VAL:C	3:P:221:PRO:HD2	2.25	0.57
1:Q:251:LEU:HD22	2:R:261:ILE:HG13	1.86	0.57
2:R:52:LEU:N	2:R:52:LEU:HD22	2.20	0.57
2:R:192:ILE:HD13	2:R:221:ILE:CG2	2.34	0.57
2:R:451:GLN:O	2:R:455:ARG:HD3	2.04	0.57
3:S:36:GLN:C	3:S:54:VAL:HG12	2.24	0.57
3:S:257:LEU:HA	3:S:260:ILE:CG1	2.34	0.57
4:T:59:TRP:CE2	4:T:115:MET:CB	2.87	0.57
3:U:15:TYR:HE2	3:U:84:ASP:OD2	1.87	0.57
3:U:136:PRO:CA	3:U:277:TYR:OH	2.48	0.57
3:U:280:PHE:HB3	3:U:284:PHE:CE2	2.39	0.57
3:U:384:GLU:HA	3:U:387:LYS:HG3	1.86	0.57
3:U:416:LEU:C	3:U:419:ILE:HG22	2.23	0.57
1:V:91:VAL:C	1:V:92:LEU:HD23	2.24	0.57
1:V:272:GLU:HG3	1:V:275:LEU:HD12	1.87	0.57
1:V:406:GLU:HG2	1:V:409:LYS:HD2	1.85	0.57
1:V:438:LEU:O	1:V:442:ILE:CD1	2.53	0.57
2:W:30:VAL:CG1	2:W:31:VAL:N	2.67	0.57
2:W:52:LEU:HD22	2:W:52:LEU:N	2.20	0.57
3:Z:28:PHE:CG	3:Z:153:GLY:O	2.58	0.57
1:0:66:GLN:HG3	1:0:113:THR:HA	1.85	0.57
1:0:88:PRO:O	1:0:90:ILE:N	2.34	0.57
1:0:192:PRO:HB2	1:0:210:TYR:HB2	1.87	0.57
2:1:49:ASP:O	2:1:50:GLU:HG3	2.03	0.57
2:1:141:TRP:CZ2	2:1:223:ARG:O	2.58	0.57
3:2:95:ASN:HA	3:2:127:TYR:O	2.05	0.57
3:2:187:TRP:CB	3:2:199:LEU:HD23	2.26	0.57
3:2:225:PHE:HD1	3:2:226:SER:N	2.03	0.57
3:2:408:HIS:HB3	3:2:412:CYS:HG	1.70	0.57
4:3:99:PHE:CZ	4:3:123:TYR:CE2	2.93	0.57
4:3:101:VAL:HG12	4:3:101:VAL:O	2.04	0.57
3:A:90:LEU:HD12	3:A:100:PHE:CE2	2.39	0.57
3:A:234:TYR:CZ	3:A:410:LEU:HD11	2.40	0.57
3:A:301:ARG:HG2	3:A:301:ARG:HH11	1.69	0.57
3:A:425:VAL:O	3:A:429:ARG:HG2	2.05	0.57
1:B:177:GLN:HA	1:B:180:PHE:HB2	1.86	0.57

Continued on next page...

Continued from previous page...

Atom-1	Atom-2	Interatomic distance (Å)	Clash overlap (Å)
2:C:31:VAL:HG13	2:C:33:ILE:HG13	1.87	0.57
2:C:138:PRO:O	2:C:141:TRP:CD1	2.58	0.57
3:D:135:PHE:CA	3:D:209:ARG:HB3	2.35	0.57
3:D:287:SER:HA	3:D:290:ILE:HD13	1.86	0.57
4:E:284:LYS:CE	4:E:284:LYS:CA	2.82	0.57
4:E:438:ASN:O	4:E:442:ILE:HG12	2.05	0.57
3:F:12:LEU:HG	3:F:13:GLU:N	2.17	0.57
3:F:133:THR:O	3:F:140:GLN:HB2	2.04	0.57
3:F:148:ILE:HG21	3:F:198:TYR:HB2	1.86	0.57
1:G:287:ILE:CA	1:G:290:LEU:HD12	2.34	0.57
2:H:162:LEU:HB2	2:H:199:LYS:CB	2.31	0.57
4:J:62:TYR:CD1	4:J:62:TYR:O	2.57	0.57
3:K:234:TYR:CZ	3:K:410:LEU:HD11	2.40	0.57
3:K:245:LEU:HD21	1:L:250:SER:HA	1.86	0.57
3:K:384:GLU:HA	3:K:387:LYS:HG3	1.86	0.57
1:L:245:ALA:HB1	2:M:320:HIS:HD2	1.70	0.57
1:L:284:LEU:HA	1:L:287:ILE:CG1	2.34	0.57
1:L:409:LYS:HE2	2:M:423:ILE:HG22	1.86	0.57
2:M:56:VAL:HG22	2:M:124:ALA:HB3	1.87	0.57
2:M:434:LYS:CG	2:M:435:GLU:N	2.67	0.57
3:N:105:MET:O	3:N:105:MET:HG2	2.05	0.57
3:N:377:GLU:N	3:N:380:LYS:HE2	2.19	0.57
3:N:426:PHE:HE1	3:N:430:LEU:HD12	1.70	0.57
4:O:438:ASN:O	4:O:442:ILE:HG12	2.05	0.57
3:P:137:PHE:N	3:P:277:TYR:OH	2.38	0.57
3:P:218:VAL:HG13	3:P:219:ILE:N	2.18	0.57
3:P:230:VAL:CG1	3:P:414:PHE:HZ	2.15	0.57
3:P:265:PRO:HD2	3:P:266:SER:H	1.70	0.57
3:P:305:THR:OG1	3:P:400:LYS:HB2	2.04	0.57
3:P:380:LYS:HA	1:Q:408:ILE:HD13	1.86	0.57
1:Q:189:GLU:CG	1:Q:468:PHE:HB3	2.18	0.57
2:R:31:VAL:HG13	2:R:33:ILE:HG13	1.87	0.57
2:R:35:LEU:HD22	2:R:215:VAL:CG1	2.32	0.57
2:R:199:LYS:NZ	2:R:199:LYS:C	2.58	0.57
2:R:296:MET:CE	2:R:299:VAL:HG21	2.35	0.57
3:S:49:ILE:HG21	3:S:125:LYS:HZ2	1.65	0.57
4:T:234:SER:O	4:T:238:LEU:N	2.38	0.57
4:T:311:PRO:CD	4:T:440:VAL:HG13	2.16	0.57
3:U:144:MET:HB2	3:U:203:TYR:HB2	1.87	0.57
3:U:266:SER:O	3:U:270:ALA:N	2.38	0.57
1:V:455:PHE:O	1:V:458:ALA:HB3	2.05	0.57

Continued on next page...

Continued from previous page...

Atom-1	Atom-2	Interatomic distance (Å)	Clash overlap (Å)
2:W:12:LEU:HD12	2:W:16:LYS:HE3	1.86	0.57
2:W:426:THR:HA	2:W:429:ILE:HG23	1.86	0.57
3:X:91:VAL:HG22	3:X:96:ALA:HB2	1.87	0.57
3:X:102:ILE:CD1	4:Y:98:GLN:NE2	2.67	0.57
4:Y:13:ASP:OD1	4:Y:13:ASP:C	2.43	0.57
4:Y:62:TYR:C	4:Y:64:LEU:H	2.07	0.57
4:Y:102:ALA:HB2	4:Y:121:ALA:CB	2.33	0.57
4:Y:138:TRP:CE3	4:Y:215:GLN:HA	2.40	0.57
4:Y:417:GLU:HA	4:Y:420:ASN:HB2	1.86	0.57
3:Z:79:ARG:NH1	3:Z:107:LYS:NZ	2.50	0.57
3:Z:376:ILE:O	3:Z:380:LYS:HG3	2.04	0.57
3:Z:399:TRP:HA	3:Z:399:TRP:CE3	2.39	0.57
1:O:404:ALA:O	1:O:407:ALA:HB3	2.05	0.57
2:1:11:LEU:O	2:1:13:ILE:N	2.38	0.57
2:1:37:LEU:O	2:1:178:ILE:HD12	2.05	0.57
2:1:56:VAL:HG22	2:1:124:ALA:HB3	1.87	0.57
2:1:192:ILE:HD13	2:1:221:ILE:CG2	2.35	0.57
3:2:102:ILE:CD1	4:3:98:GLN:NE2	2.67	0.57
4:3:162:GLU:CB	4:3:190:ALA:O	2.52	0.57
4:3:425:SER:O	4:3:429:GLN:N	2.25	0.57
3:A:2:GLU:O	3:A:7:LEU:HD21	2.05	0.57
3:A:93:TYR:CZ	3:A:200:ASP:HB3	2.40	0.57
3:A:243:MET:CE	3:A:244:THR:HG22	2.34	0.57
3:A:413:VAL:HA	3:A:416:LEU:CB	2.35	0.57
1:B:85:VAL:HG12	1:B:86:TRP:N	2.18	0.57
1:B:130:ILE:HB	1:B:134:TYR:CE2	2.39	0.57
1:B:409:LYS:HE2	2:C:423:ILE:HG22	1.86	0.57
2:C:37:LEU:O	2:C:178:ILE:HD12	2.05	0.57
2:C:426:THR:C	2:C:429:ILE:HG23	2.25	0.57
3:D:146:LEU:HD12	3:D:146:LEU:N	2.19	0.57
3:D:225:PHE:HD1	3:D:226:SER:N	2.03	0.57
4:E:138:TRP:CE3	4:E:215:GLN:HA	2.40	0.57
4:E:313:THR:O	4:E:314:HIS:CG	2.58	0.57
4:E:417:GLU:O	4:E:421:PHE:CG	2.58	0.57
3:F:234:TYR:CZ	3:F:410:LEU:HD11	2.40	0.57
1:G:232:SER:O	1:G:236:ILE:N	2.38	0.57
2:H:20:HIS:O	2:H:20:HIS:CG	2.58	0.57
3:I:65:LEU:CD2	3:I:110:LEU:HD22	2.23	0.57
3:I:89:ASP:CB	3:I:149:TRP:HD1	2.16	0.57
4:J:101:VAL:O	4:J:101:VAL:HG12	2.04	0.57
4:J:417:GLU:O	4:J:421:PHE:CG	2.58	0.57

Continued on next page...

Continued from previous page...

Atom-1	Atom-2	Interatomic distance (Å)	Clash overlap (Å)
3:K:36:GLN:OE1	3:K:36:GLN:C	2.43	0.57
3:K:64:ARG:CA	3:K:66:ARG:NH1	2.63	0.57
3:K:136:PRO:CA	3:K:277:TYR:OH	2.48	0.57
3:K:237:THR:OG1	3:K:407:ASP:OD1	2.20	0.57
1:L:37:LEU:HD23	1:L:179:ALA:CA	2.32	0.57
1:L:404:ALA:O	1:L:407:ALA:HB3	2.05	0.57
2:M:37:LEU:O	2:M:178:ILE:HD12	2.05	0.57
2:M:56:VAL:CG2	2:M:124:ALA:HB3	2.34	0.57
2:M:266:ALA:CB	3:N:251:LEU:HB3	2.35	0.57
3:N:91:VAL:HG22	3:N:96:ALA:HB2	1.87	0.57
3:N:135:PHE:CA	3:N:209:ARG:HB3	2.35	0.57
4:O:80:PRO:O	4:O:83:LEU:HB2	2.04	0.57
4:O:313:THR:O	4:O:314:HIS:CG	2.58	0.57
1:Q:101:GLU:C	1:Q:102:ILE:HG13	2.25	0.57
1:Q:129:THR:C	1:Q:131:LYS:N	2.57	0.57
1:Q:142:CYS:O	1:Q:210:TYR:CD1	2.49	0.57
1:Q:187:SER:OG	1:Q:216:LYS:HE2	2.05	0.57
1:Q:272:GLU:HG3	1:Q:275:LEU:HD12	1.87	0.57
2:R:162:LEU:HB2	2:R:199:LYS:CB	2.31	0.57
2:R:228:TYR:O	2:R:232:PHE:HB2	2.04	0.57
2:R:263:VAL:HG13	3:S:251:LEU:CD2	2.32	0.57
2:R:289:GLY:CA	2:R:293:MET:HE1	2.34	0.57
3:S:21:PRO:HB3	3:S:62:ASP:CG	2.26	0.57
3:S:146:LEU:HD12	3:S:146:LEU:N	2.19	0.57
3:S:278:MET:SD	3:S:281:THR:OG1	2.57	0.57
4:T:13:ASP:OD1	4:T:13:ASP:C	2.43	0.57
4:T:49:LEU:HD12	4:T:50:THR:N	2.20	0.57
4:T:269:ALA:O	4:T:273:PRO:HG3	2.04	0.57
3:U:218:VAL:C	3:U:221:PRO:HD2	2.24	0.57
1:V:53:SER:HB3	2:W:99:ASP:OD1	2.05	0.57
1:V:85:VAL:HG12	1:V:86:TRP:N	2.18	0.57
1:V:187:SER:N	1:V:214:GLN:O	2.37	0.57
1:V:232:SER:O	1:V:236:ILE:N	2.38	0.57
2:W:42:LEU:HA	2:W:54:THR:CG2	2.33	0.57
2:W:146:LEU:HD12	2:W:146:LEU:N	2.19	0.57
2:W:266:ALA:CB	3:X:251:LEU:HB3	2.35	0.57
3:X:426:PHE:HE1	3:X:430:LEU:HD12	1.70	0.57
4:Y:99:PHE:CZ	4:Y:123:TYR:CE2	2.93	0.57
4:Y:135:PRO:C	4:Y:136:PHE:HD1	2.08	0.57
4:Y:138:TRP:CH2	4:Y:215:GLN:NE2	2.72	0.57
4:Y:173:ASP:N	4:Y:174:PRO:CD	2.68	0.57

Continued on next page...

Continued from previous page...

Atom-1	Atom-2	Interatomic distance (Å)	Clash overlap (Å)
4:Y:313:THR:O	4:Y:314:HIS:CG	2.58	0.57
3:Z:36:GLN:HA	3:Z:164:ARG:HH21	1.70	0.57
3:Z:227:PHE:HA	3:Z:230:VAL:CB	2.28	0.57
1:O:45:GLU:HG3	1:O:134:TYR:CB	2.35	0.57
2:1:423:ILE:HD12	3:2:376:ILE:HG13	1.86	0.57
3:2:245:LEU:HD21	4:3:255:ILE:CG1	2.30	0.57
3:2:305:THR:CG2	3:2:400:LYS:HB3	2.35	0.57
4:3:138:TRP:CE3	4:3:215:GLN:HA	2.40	0.57
3:A:137:PHE:N	3:A:277:TYR:OH	2.38	0.57
3:A:163:ASP:C	3:A:164:ARG:HG3	2.25	0.57
3:A:252:SER:OG	1:B:257:LEU:CD2	2.48	0.57
3:A:304:SER:N	3:A:400:LYS:HD3	2.18	0.57
1:B:136:PRO:HG2	1:B:139:TRP:CA	2.35	0.57
1:B:253:ILE:CD1	1:B:302:LEU:HD21	2.33	0.57
1:B:418:ALA:HA	1:B:421:PHE:CE2	2.40	0.57
2:C:11:LEU:O	2:C:13:ILE:N	2.38	0.57
2:C:56:VAL:HG22	2:C:124:ALA:HB3	1.87	0.57
2:C:71:ALA:O	2:C:76:ASP:N	2.38	0.57
3:D:31:ILE:HB	3:D:157:SER:O	2.05	0.57
3:D:198:TYR:HD1	3:D:198:TYR:N	2.03	0.57
4:E:62:TYR:C	4:E:64:LEU:H	2.07	0.57
4:E:91:LEU:CB	4:E:95:VAL:H	2.17	0.57
3:F:265:PRO:HD2	3:F:266:SER:H	1.70	0.57
3:F:417:ILE:HA	3:F:420:ILE:CG1	2.32	0.57
1:G:272:GLU:HG3	1:G:275:LEU:HD12	1.87	0.57
2:H:12:LEU:HD12	2:H:16:LYS:HE3	1.86	0.57
2:H:31:VAL:HG13	2:H:33:ILE:HG13	1.87	0.57
2:H:146:LEU:HD12	2:H:146:LEU:N	2.19	0.57
2:H:451:GLN:O	2:H:455:ARG:HD3	2.04	0.57
3:I:32:THR:HG21	3:I:59:GLN:HE21	1.70	0.57
4:J:13:ASP:OD1	4:J:13:ASP:C	2.43	0.57
4:J:59:TRP:CE2	4:J:115:MET:CB	2.87	0.57
3:K:218:VAL:HG13	3:K:219:ILE:N	2.18	0.57
1:L:45:GLU:HG3	1:L:134:TYR:CB	2.35	0.57
2:M:185:THR:CG2	2:M:187:ASN:H	2.18	0.57
2:M:204:ASP:O	2:M:207:PRO:HG2	2.05	0.57
2:M:243:ALA:HA	2:M:246:ALA:HB2	1.86	0.57
3:N:68:ASN:HB2	3:N:69:PRO:HD2	1.86	0.57
4:O:27:VAL:HB	4:O:154:GLU:O	2.05	0.57
4:O:56:GLU:CA	4:O:118:LEU:HG	2.28	0.57
4:O:99:PHE:CZ	4:O:123:TYR:CE2	2.93	0.57

Continued on next page...

Continued from previous page...

Atom-1	Atom-2	Interatomic distance (Å)	Clash overlap (Å)
4:O:452:TRP:HA	4:O:452:TRP:HE3	1.70	0.57
3:P:57:ARG:NH1	3:P:161:GLU:OE2	2.37	0.57
3:P:144:MET:HB2	3:P:203:TYR:HB2	1.87	0.57
1:Q:45:GLU:HG3	1:Q:134:TYR:CB	2.35	0.57
1:Q:66:GLN:HG3	1:Q:113:THR:HA	1.85	0.57
1:Q:187:SER:N	1:Q:214:GLN:O	2.37	0.57
2:R:107:PHE:O	2:R:107:PHE:CG	2.58	0.57
2:R:139:PHE:CE2	2:R:291:TYR:OH	2.56	0.57
2:R:206:PHE:N	2:R:207:PRO:CD	2.68	0.57
2:R:243:ALA:HA	2:R:246:ALA:HB2	1.86	0.57
3:S:61:ILE:HA	3:S:116:ILE:CD1	2.35	0.57
3:S:157:SER:CA	3:S:199:LEU:HD12	2.35	0.57
4:T:99:PHE:CZ	4:T:123:TYR:CE2	2.93	0.57
4:T:177:PHE:HB2	4:T:185:ILE:HD12	1.86	0.57
4:T:262:THR:HA	4:T:265:LEU:CG	2.35	0.57
3:U:301:ARG:HH11	3:U:301:ARG:HG2	1.69	0.57
1:V:101:GLU:C	1:V:102:ILE:HG13	2.25	0.57
1:V:281:ILE:H	1:V:281:ILE:CD1	2.18	0.57
2:W:35:LEU:HD22	2:W:215:VAL:CG1	2.32	0.57
2:W:52:LEU:HD21	2:W:130:CYS:CB	2.29	0.57
2:W:63:TYR:CE1	2:W:115:ASN:O	2.58	0.57
4:Y:27:VAL:HB	4:Y:154:GLU:O	2.05	0.57
3:Z:90:LEU:HD12	3:Z:100:PHE:CE2	2.39	0.57
3:Z:413:VAL:HA	3:Z:416:LEU:CB	2.35	0.57
3:Z:416:LEU:O	3:Z:420:ILE:N	2.36	0.57
1:0:40:LEU:HA	1:0:52:THR:HG23	1.87	0.56
2:1:20:HIS:CG	2:1:20:HIS:O	2.58	0.56
2:1:35:LEU:HD22	2:1:215:VAL:CG1	2.32	0.56
2:1:71:ALA:O	2:1:76:ASP:N	2.38	0.56
2:1:81:ARG:NH1	2:1:111:LEU:HD13	2.19	0.56
2:1:291:TYR:N	2:1:291:TYR:CD1	2.71	0.56
2:1:308:ILE:HG22	2:1:309:VAL:N	2.19	0.56
3:2:66:ARG:HD3	3:2:66:ARG:H	1.68	0.56
4:3:84:LEU:O	4:3:86:LEU:HG	2.05	0.56
4:3:177:PHE:HB2	4:3:185:ILE:HD12	1.86	0.56
4:3:234:SER:O	4:3:238:LEU:N	2.38	0.56
4:3:417:GLU:HA	4:3:420:ASN:HB2	1.86	0.56
3:A:230:VAL:CG1	3:A:414:PHE:HZ	2.15	0.56
3:A:399:TRP:CE3	3:A:399:TRP:HA	2.39	0.56
1:B:45:GLU:HG3	1:B:134:TYR:CB	2.35	0.56
2:C:25:LYS:HG3	2:C:25:LYS:O	2.04	0.56

Continued on next page...

Continued from previous page...

Atom-1	Atom-2	Interatomic distance (Å)	Clash overlap (Å)
2:C:42:LEU:HA	2:C:54:THR:CG2	2.33	0.56
2:C:192:ILE:HD13	2:C:221:ILE:CG2	2.35	0.56
2:C:228:TYR:O	2:C:232:PHE:HB2	2.04	0.56
2:C:272:LEU:O	2:C:275:SER:OG	2.23	0.56
2:C:426:THR:HA	2:C:429:ILE:HG23	1.86	0.56
2:C:427:ASN:HA	2:C:430:VAL:CG2	2.34	0.56
3:D:245:LEU:HD23	4:E:255:ILE:HG21	1.84	0.56
4:E:227:ALA:H	4:E:228:PRO:HD2	1.66	0.56
4:E:234:SER:O	4:E:238:LEU:N	2.38	0.56
3:F:379:VAL:O	3:F:382:ILE:HG13	2.04	0.56
3:F:419:ILE:HD13	3:F:423:VAL:HG21	1.84	0.56
1:G:3:MET:O	1:G:6:THR:HB	2.04	0.56
1:G:142:CYS:O	1:G:210:TYR:CD1	2.49	0.56
1:G:192:PRO:HB2	1:G:210:TYR:HB2	1.87	0.56
1:G:284:LEU:HA	1:G:287:ILE:CG1	2.34	0.56
2:H:63:TYR:CE1	2:H:115:ASN:O	2.58	0.56
2:H:71:ALA:O	2:H:76:ASP:N	2.38	0.56
2:H:199:LYS:C	2:H:199:LYS:NZ	2.58	0.56
2:H:288:ILE:HD13	2:H:290:LYS:HD2	1.87	0.56
2:H:476:GLY:O	2:H:480:ARG:HG3	2.04	0.56
3:I:105:MET:O	3:I:105:MET:HG2	2.05	0.56
3:I:225:PHE:HD1	3:I:226:SER:N	2.03	0.56
3:I:305:THR:CG2	3:I:400:LYS:HB3	2.35	0.56
4:J:234:SER:O	4:J:238:LEU:N	2.38	0.56
3:K:35:LEU:CD1	3:K:203:TYR:OH	2.52	0.56
3:K:266:SER:O	3:K:270:ALA:N	2.38	0.56
1:L:217:PRO:HB2	1:L:219:PHE:CE2	2.39	0.56
1:L:226:VAL:O	1:L:230:LEU:CG	2.53	0.56
3:N:134:HIS:HE1	3:N:209:ARG:HD2	1.69	0.56
3:N:305:THR:CG2	3:N:400:LYS:HB3	2.35	0.56
4:O:13:ASP:OD1	4:O:13:ASP:C	2.43	0.56
3:P:28:PHE:CG	3:P:153:GLY:O	2.58	0.56
3:P:45:GLU:CD	3:P:134:HIS:HD1	2.09	0.56
3:P:163:ASP:C	3:P:164:ARG:HG3	2.25	0.56
3:P:266:SER:O	3:P:270:ALA:N	2.38	0.56
3:P:408:HIS:O	3:P:412:CYS:N	2.33	0.56
3:P:413:VAL:HA	3:P:416:LEU:CB	2.35	0.56
3:P:420:ILE:CG1	3:P:421:GLY:N	2.68	0.56
2:R:12:LEU:HD12	2:R:16:LYS:HE3	1.86	0.56
2:R:259:THR:OG1	3:S:244:THR:OG1	2.16	0.56
2:R:272:LEU:O	2:R:275:SER:OG	2.23	0.56

Continued on next page...

Continued from previous page...

Atom-1	Atom-2	Interatomic distance (Å)	Clash overlap (Å)
3:S:426:PHE:HE1	3:S:430:LEU:HD12	1.70	0.56
4:T:417:GLU:O	4:T:421:PHE:CG	2.58	0.56
3:U:28:PHE:CG	3:U:153:GLY:O	2.58	0.56
1:V:192:PRO:HB2	1:V:210:TYR:HB2	1.87	0.56
2:W:31:VAL:HG13	2:W:33:ILE:HG13	1.87	0.56
2:W:259:THR:OG1	3:X:244:THR:OG1	2.16	0.56
2:W:434:LYS:CG	2:W:435:GLU:N	2.67	0.56
3:X:209:ARG:CG	3:X:210:ILE:N	2.67	0.56
3:X:432:GLU:CG	3:X:435:GLN:NE2	2.59	0.56
4:Y:425:SER:O	4:Y:429:GLN:N	2.25	0.56
3:Z:93:TYR:CZ	3:Z:200:ASP:HB3	2.40	0.56
3:Z:249:VAL:HG12	3:Z:250:LEU:N	2.19	0.56
1:0:92:LEU:HD12	1:0:96:ASN:H	1.70	0.56
1:0:281:ILE:H	1:0:281:ILE:CD1	2.18	0.56
2:1:138:PRO:O	2:1:141:TRP:CD1	2.58	0.56
2:1:162:LEU:N	2:1:199:LYS:HG2	2.18	0.56
2:1:288:ILE:HD13	2:1:290:LYS:HD2	1.87	0.56
3:2:29:VAL:HG11	3:2:60:TRP:HE1	1.67	0.56
4:3:13:ASP:OD1	4:3:13:ASP:C	2.43	0.56
4:3:49:LEU:HD12	4:3:50:THR:N	2.20	0.56
4:3:438:ASN:OD1	4:3:442:ILE:HD11	2.06	0.56
3:A:107:LYS:O	3:A:108:LEU:CD2	2.54	0.56
3:A:244:THR:O	3:A:247:ILE:N	2.37	0.56
1:B:101:GLU:C	1:B:102:ILE:HG13	2.25	0.56
1:B:259:LEU:HD23	1:B:263:LEU:HD12	1.86	0.56
2:C:464:VAL:HG13	2:C:465:MET:N	2.19	0.56
4:E:135:PRO:C	4:E:136:PHE:HD1	2.08	0.56
4:E:303:VAL:HA	4:E:306:VAL:HB	1.87	0.56
4:E:453:ILE:HD12	4:E:453:ILE:C	2.24	0.56
3:F:17:LYS:HZ2	3:F:83:ASP:HB3	1.70	0.56
3:F:45:GLU:CD	3:F:134:HIS:HD1	2.09	0.56
3:F:225:PHE:CD1	3:F:225:PHE:C	2.78	0.56
3:F:376:ILE:O	3:F:380:LYS:HG3	2.04	0.56
1:G:269:LYS:HD2	1:G:269:LYS:C	2.26	0.56
1:G:281:ILE:H	1:G:281:ILE:CD1	2.18	0.56
2:H:141:TRP:CZ2	2:H:223:ARG:O	2.58	0.56
2:H:204:ASP:O	2:H:207:PRO:HG2	2.05	0.56
2:H:221:ILE:HG13	2:H:222:ARG:N	2.20	0.56
2:H:426:THR:HA	2:H:429:ILE:HG23	1.87	0.56
3:I:426:PHE:HE1	3:I:430:LEU:HD12	1.70	0.56
4:J:56:GLU:CA	4:J:118:LEU:HG	2.28	0.56

Continued on next page...

Continued from previous page...

Atom-1	Atom-2	Interatomic distance (Å)	Clash overlap (Å)
4:J:261:GLN:HE22	4:J:296:ILE:HD12	1.69	0.56
3:K:243:MET:CE	3:K:244:THR:HG22	2.34	0.56
1:L:262:PHE:CD1	1:L:262:PHE:N	2.72	0.56
1:L:418:ALA:HA	1:L:421:PHE:CE2	2.40	0.56
2:M:31:VAL:HG13	2:M:33:ILE:HG13	1.87	0.56
2:M:263:VAL:HG13	3:N:251:LEU:CD2	2.32	0.56
2:M:291:TYR:N	2:M:291:TYR:CD1	2.71	0.56
2:M:298:LEU:CD2	2:M:467:LEU:HD12	2.35	0.56
3:N:29:VAL:HG11	3:N:60:TRP:HE1	1.67	0.56
3:N:35:LEU:HB3	3:N:164:ARG:NH1	2.20	0.56
3:N:278:MET:SD	3:N:281:THR:OG1	2.57	0.56
4:O:49:LEU:HD12	4:O:50:THR:N	2.20	0.56
4:O:75:ASP:CB	4:O:110:TYR:CE1	2.78	0.56
4:O:234:SER:O	4:O:238:LEU:N	2.38	0.56
4:O:269:ALA:O	4:O:273:PRO:HG3	2.04	0.56
4:O:303:VAL:HA	4:O:306:VAL:HB	1.87	0.56
3:P:2:GLU:O	3:P:7:LEU:HD21	2.05	0.56
3:P:252:SER:OG	1:Q:257:LEU:CD2	2.48	0.56
3:P:425:VAL:O	3:P:429:ARG:HG2	2.05	0.56
1:Q:3:MET:O	1:Q:6:THR:HB	2.04	0.56
1:Q:53:SER:HB3	2:R:99:ASP:OD1	2.05	0.56
1:Q:88:PRO:O	1:Q:90:ILE:N	2.34	0.56
2:R:37:LEU:O	2:R:178:ILE:HD12	2.05	0.56
2:R:146:LEU:HD12	2:R:146:LEU:N	2.19	0.56
3:S:102:ILE:CD1	4:T:98:GLN:NE2	2.67	0.56
3:S:130:ILE:CB	3:S:134:HIS:HB2	2.33	0.56
4:T:80:PRO:HB2	4:T:83:LEU:HD23	1.86	0.56
4:T:417:GLU:HA	4:T:420:ASN:HB2	1.86	0.56
4:T:438:ASN:O	4:T:442:ILE:HG12	2.05	0.56
3:U:57:ARG:NH1	3:U:161:GLU:OE2	2.37	0.56
3:U:105:MET:HG2	3:U:105:MET:O	2.06	0.56
3:U:137:PHE:N	3:U:277:TYR:OH	2.38	0.56
3:U:420:ILE:CG1	3:U:421:GLY:N	2.68	0.56
1:V:241:LEU:HD23	1:V:248:LYS:HE2	1.87	0.56
1:V:418:ALA:HA	1:V:421:PHE:CE2	2.40	0.56
2:W:138:PRO:O	2:W:141:TRP:CD1	2.58	0.56
2:W:263:VAL:HG13	3:X:251:LEU:CD2	2.32	0.56
3:X:1:SER:H2	3:X:4:GLU:HB2	1.70	0.56
3:X:32:THR:HG21	3:X:59:GLN:HE21	1.70	0.56
3:X:38:ILE:O	3:X:39:GLN:HG3	2.06	0.56
3:X:105:MET:O	3:X:105:MET:HG2	2.05	0.56

Continued on next page...

Continued from previous page...

Atom-1	Atom-2	Interatomic distance (Å)	Clash overlap (Å)
3:X:146:LEU:HD12	3:X:146:LEU:N	2.19	0.56
3:X:257:LEU:HA	3:X:260:ILE:CG1	2.34	0.56
3:X:305:THR:CG2	3:X:400:LYS:HB3	2.35	0.56
4:Y:127:CYS:O	4:Y:128:PRO:O	2.22	0.56
4:Y:142:SER:HG	4:Y:209:ILE:HD11	1.68	0.56
3:Z:132:VAL:O	3:Z:274:ILE:HA	2.06	0.56
1:0:408:ILE:HD13	3:Z:380:LYS:HA	1.86	0.56
1:0:409:LYS:HE2	2:1:423:ILE:HG22	1.86	0.56
2:1:31:VAL:HG13	2:1:33:ILE:HG13	1.87	0.56
2:1:52:LEU:HD21	2:1:130:CYS:CB	2.29	0.56
2:1:266:ALA:CB	3:2:251:LEU:HB3	2.35	0.56
2:1:296:MET:CE	2:1:299:VAL:HG21	2.35	0.56
2:1:434:LYS:CG	2:1:435:GLU:N	2.67	0.56
3:2:56:LEU:HD11	3:2:100:PHE:CE2	2.40	0.56
3:2:106:THR:CG2	3:2:107:LYS:H	2.09	0.56
3:2:157:SER:CA	3:2:199:LEU:HD12	2.35	0.56
3:2:198:TYR:HD1	3:2:198:TYR:N	2.03	0.56
3:2:246:SER:O	3:2:250:LEU:HD12	2.04	0.56
3:2:250:LEU:O	3:2:253:LEU:HD22	2.06	0.56
3:2:426:PHE:HE1	3:2:430:LEU:HD12	1.70	0.56
4:3:91:LEU:CB	4:3:95:VAL:H	2.16	0.56
4:3:255:ILE:HD11	4:3:304:LEU:CD1	2.28	0.56
4:3:272:VAL:N	4:3:273:PRO:HD2	2.18	0.56
3:A:28:PHE:CG	3:A:153:GLY:O	2.58	0.56
3:A:36:GLN:HA	3:A:164:ARG:HH21	1.70	0.56
3:A:265:PRO:HD2	3:A:266:SER:H	1.70	0.56
1:B:40:LEU:HA	1:B:52:THR:HG23	1.87	0.56
1:B:67:TRP:HB2	1:B:72:TYR:CB	2.36	0.56
1:B:92:LEU:HD12	1:B:96:ASN:H	1.70	0.56
1:B:108:VAL:HG13	1:B:117:SER:O	2.04	0.56
1:B:226:VAL:O	1:B:230:LEU:CG	2.53	0.56
1:B:267:ALA:O	1:B:271:PRO:CD	2.46	0.56
2:C:63:TYR:CE1	2:C:115:ASN:O	2.58	0.56
2:C:185:THR:CG2	2:C:187:ASN:H	2.18	0.56
2:C:204:ASP:O	2:C:207:PRO:HG2	2.05	0.56
3:D:7:LEU:HA	3:D:10:ASN:HD21	1.67	0.56
3:D:137:PHE:CB	3:D:435:GLN:CB	2.69	0.56
3:D:209:ARG:CG	3:D:210:ILE:N	2.67	0.56
3:D:426:PHE:HE1	3:D:430:LEU:HD12	1.70	0.56
4:E:27:VAL:HB	4:E:154:GLU:O	2.05	0.56
4:E:27:VAL:HG11	4:E:152:ALA:O	2.04	0.56

Continued on next page...

Continued from previous page...

Atom-1	Atom-2	Interatomic distance (Å)	Clash overlap (Å)
4:E:136:PHE:HA	4:E:138:TRP:CZ3	2.41	0.56
4:E:151:ASN:HA	4:E:205:PHE:CG	2.40	0.56
4:E:233:SER:HB2	4:E:457:LEU:HD11	1.88	0.56
4:E:238:LEU:O	4:E:242:LEU:CB	2.54	0.56
4:E:262:THR:HA	4:E:265:LEU:CG	2.35	0.56
4:E:452:TRP:HE3	4:E:452:TRP:HA	1.70	0.56
3:F:106:THR:HG23	1:G:150:THR:HG23	1.87	0.56
3:F:137:PHE:N	3:F:277:TYR:OH	2.38	0.56
3:F:175:GLU:OE1	3:F:211:PRO:HG3	2.06	0.56
3:F:235:LEU:N	3:F:236:PRO:CD	2.67	0.56
3:F:384:GLU:HA	3:F:387:LYS:HG3	1.86	0.56
1:G:32:ARG:HG3	1:G:59:ALA:O	2.06	0.56
1:G:251:LEU:HD22	2:H:261:ILE:HG13	1.86	0.56
1:G:279:ILE:HG22	1:G:280:ILE:CD1	2.25	0.56
1:G:300:VAL:O	1:G:304:LEU:N	2.39	0.56
2:H:192:ILE:HD13	2:H:221:ILE:CG2	2.34	0.56
3:I:157:SER:CA	3:I:199:LEU:HD12	2.35	0.56
3:I:187:TRP:CH2	3:I:189:TYR:CB	2.86	0.56
3:I:209:ARG:CG	3:I:210:ILE:N	2.67	0.56
3:I:383:ALA:HA	3:I:386:MET:HG2	1.86	0.56
4:J:22:LYS:HG3	4:J:23:THR:N	2.21	0.56
4:J:59:TRP:CH2	4:J:107:VAL:CG1	2.76	0.56
4:J:136:PHE:HA	4:J:138:TRP:CZ3	2.41	0.56
4:J:138:TRP:CE3	4:J:215:GLN:HA	2.40	0.56
4:J:151:ASN:HA	4:J:205:PHE:CG	2.40	0.56
4:J:238:LEU:O	4:J:242:LEU:CB	2.54	0.56
4:J:470:HIS:CE1	4:J:474:VAL:CG2	2.75	0.56
3:K:148:ILE:HG21	3:K:198:TYR:HB2	1.86	0.56
3:K:160:PRO:HG2	3:K:185:LYS:HZ1	1.71	0.56
3:K:298:THR:O	3:K:301:ARG:HG2	2.06	0.56
3:K:413:VAL:HA	3:K:416:LEU:CB	2.35	0.56
1:L:92:LEU:HD12	1:L:96:ASN:H	1.70	0.56
1:L:108:VAL:HG13	1:L:117:SER:O	2.04	0.56
1:L:269:LYS:HD2	1:L:269:LYS:C	2.26	0.56
2:M:52:LEU:N	2:M:52:LEU:HD22	2.20	0.56
2:M:63:TYR:CE1	2:M:115:ASN:O	2.58	0.56
2:M:71:ALA:O	2:M:76:ASP:N	2.38	0.56
2:M:81:ARG:NH1	2:M:111:LEU:HD13	2.19	0.56
2:M:240:SER:O	2:M:244:ALA:N	2.37	0.56
2:M:272:LEU:O	2:M:275:SER:OG	2.23	0.56
2:M:296:MET:CE	2:M:299:VAL:HG21	2.35	0.56

Continued on next page...

Continued from previous page...

Atom-1	Atom-2	Interatomic distance (Å)	Clash overlap (Å)
3:N:31:ILE:HB	3:N:157:SER:O	2.05	0.56
3:N:101:ALA:O	3:N:102:ILE:HB	2.06	0.56
3:N:225:PHE:HD1	3:N:226:SER:N	2.03	0.56
3:N:287:SER:HA	3:N:290:ILE:HD13	1.86	0.56
4:O:84:LEU:O	4:O:86:LEU:HG	2.05	0.56
4:O:151:ASN:HA	4:O:205:PHE:CG	2.40	0.56
4:O:441:LEU:CD1	4:O:441:LEU:O	2.54	0.56
4:O:453:ILE:HD12	4:O:453:ILE:C	2.24	0.56
4:O:469:GLY:O	4:O:473:GLN:HB2	2.06	0.56
3:P:175:GLU:OE1	3:P:211:PRO:HG3	2.06	0.56
1:Q:40:LEU:HA	1:Q:52:THR:HG23	1.87	0.56
1:Q:92:LEU:HD12	1:Q:96:ASN:H	1.70	0.56
1:Q:130:ILE:HB	1:Q:134:TYR:CE2	2.39	0.56
1:Q:136:PRO:HD3	1:Q:280:ILE:CD1	2.36	0.56
1:Q:136:PRO:HG2	1:Q:139:TRP:CA	2.35	0.56
1:Q:192:PRO:HB2	1:Q:210:TYR:HB2	1.87	0.56
1:Q:232:SER:O	1:Q:236:ILE:N	2.38	0.56
1:Q:245:ALA:HB1	2:R:320:HIS:HD2	1.70	0.56
1:Q:281:ILE:H	1:Q:281:ILE:CD1	2.18	0.56
1:Q:306:HIS:CA	1:Q:312:HIS:O	2.41	0.56
1:Q:438:LEU:O	1:Q:442:ILE:CD1	2.53	0.56
2:R:56:VAL:CG2	2:R:124:ALA:HB3	2.34	0.56
2:R:62:TRP:HH2	2:R:120:TRP:HB3	1.70	0.56
2:R:63:TYR:CE1	2:R:115:ASN:O	2.58	0.56
2:R:97:ASN:CG	2:R:128:SER:HB2	2.24	0.56
2:R:138:PRO:O	2:R:141:TRP:CD1	2.58	0.56
2:R:154:ASN:CB	2:R:211:ASN:CB	2.81	0.56
2:R:221:ILE:HG13	2:R:222:ARG:N	2.20	0.56
2:R:235:PRO:O	2:R:239:ILE:HB	2.05	0.56
2:R:427:ASN:HA	2:R:430:VAL:CG2	2.34	0.56
3:S:35:LEU:HB3	3:S:164:ARG:NH1	2.20	0.56
3:S:144:MET:HE3	3:S:205:PHE:CE1	2.40	0.56
3:S:198:TYR:HD1	3:S:198:TYR:N	2.03	0.56
3:S:209:ARG:HG2	3:S:210:ILE:H	1.70	0.56
3:S:250:LEU:O	3:S:253:LEU:HD22	2.06	0.56
3:S:377:GLU:N	3:S:380:LYS:HE2	2.19	0.56
4:T:135:PRO:C	4:T:136:PHE:HD1	2.08	0.56
4:T:136:PHE:CD2	4:T:472:ASN:HA	2.41	0.56
4:T:138:TRP:CE3	4:T:215:GLN:HA	2.40	0.56
4:T:233:SER:HB2	4:T:457:LEU:HD11	1.88	0.56
4:T:303:VAL:O	4:T:306:VAL:HB	2.05	0.56

Continued on next page...

Continued from previous page...

Atom-1	Atom-2	Interatomic distance (Å)	Clash overlap (Å)
4:T:313:THR:O	4:T:314:HIS:CG	2.58	0.56
4:T:441:LEU:CD1	4:T:441:LEU:O	2.54	0.56
4:T:469:GLY:O	4:T:473:GLN:HB2	2.06	0.56
3:U:2:GLU:O	3:U:7:LEU:HD21	2.05	0.56
3:U:45:GLU:CD	3:U:134:HIS:HD1	2.09	0.56
3:U:54:VAL:N	3:U:122:ALA:O	2.32	0.56
3:U:93:TYR:CZ	3:U:200:ASP:HB3	2.40	0.56
3:U:265:PRO:HD2	3:U:266:SER:H	1.70	0.56
3:U:380:LYS:HA	1:V:408:ILE:HD13	1.86	0.56
3:U:401:TYR:O	3:U:401:TYR:CG	2.57	0.56
1:V:92:LEU:HD12	1:V:96:ASN:H	1.70	0.56
1:V:142:CYS:O	1:V:210:TYR:CD1	2.49	0.56
1:V:283:TYR:HD1	1:V:283:TYR:H	1.54	0.56
2:W:272:LEU:O	2:W:275:SER:OG	2.23	0.56
2:W:312:PHE:CZ	2:W:456:LEU:CD2	2.81	0.56
2:W:423:ILE:HD12	3:X:376:ILE:HG13	1.86	0.56
3:X:16:ASN:ND2	3:X:16:ASN:N	2.52	0.56
3:X:27:HIS:O	3:X:28:PHE:CB	2.51	0.56
3:X:56:LEU:HD11	3:X:100:PHE:CE2	2.41	0.56
3:X:157:SER:CA	3:X:199:LEU:HD12	2.35	0.56
3:X:198:TYR:HD1	3:X:198:TYR:N	2.03	0.56
4:Y:84:LEU:O	4:Y:86:LEU:HG	2.05	0.56
4:Y:452:TRP:HE3	4:Y:452:TRP:HA	1.70	0.56
4:Y:453:ILE:HD12	4:Y:453:ILE:C	2.24	0.56
3:Z:35:LEU:CD1	3:Z:203:TYR:OH	2.52	0.56
3:Z:89:ASP:OD2	3:Z:150:THR:CG2	2.45	0.56
3:Z:266:SER:O	3:Z:270:ALA:N	2.38	0.56
1:0:28:LYS:CG	1:0:154:SER:O	2.54	0.56
1:0:251:LEU:HD22	2:1:261:ILE:HG13	1.86	0.56
2:1:42:LEU:CA	2:1:54:THR:HG22	2.35	0.56
2:1:107:PHE:O	2:1:107:PHE:CG	2.58	0.56
3:2:135:PHE:CA	3:2:209:ARG:HB3	2.35	0.56
4:3:62:TYR:C	4:3:64:LEU:H	2.07	0.56
4:3:99:PHE:CB	4:3:102:ALA:HB3	2.33	0.56
4:3:310:THR:HB	4:3:313:THR:HG22	1.88	0.56
4:3:469:GLY:O	4:3:473:GLN:HB2	2.06	0.56
3:A:50:VAL:HG12	3:A:52:THR:CG2	2.36	0.56
3:A:148:ILE:HG21	3:A:198:TYR:HB2	1.86	0.56
1:B:65:LEU:HD23	1:B:110:VAL:CG1	2.36	0.56
1:B:192:PRO:HB2	1:B:210:TYR:HB2	1.87	0.56
1:B:272:GLU:HG3	1:B:275:LEU:HD12	1.87	0.56

Continued on next page...

Continued from previous page...

Atom-1	Atom-2	Interatomic distance (Å)	Clash overlap (Å)
2:C:12:LEU:HD12	2:C:16:LYS:HE3	1.86	0.56
2:C:162:LEU:HD12	2:C:198:LYS:C	2.26	0.56
2:C:199:LYS:NZ	2:C:199:LYS:C	2.58	0.56
2:C:206:PHE:N	2:C:207:PRO:CD	2.68	0.56
3:D:68:ASN:HB2	3:D:69:PRO:HD2	1.86	0.56
3:D:91:VAL:HG22	3:D:96:ALA:HB2	1.87	0.56
3:D:250:LEU:O	3:D:253:LEU:HD22	2.06	0.56
3:D:305:THR:CG2	3:D:400:LYS:HB3	2.35	0.56
4:E:441:LEU:CD1	4:E:441:LEU:O	2.54	0.56
4:E:469:GLY:O	4:E:473:GLN:HB2	2.06	0.56
3:F:105:MET:O	3:F:105:MET:HG2	2.06	0.56
3:F:218:VAL:C	3:F:221:PRO:HD2	2.24	0.56
1:G:46:LYS:CG	1:G:278:PRO:CD	2.84	0.56
1:G:92:LEU:HD12	1:G:96:ASN:H	1.70	0.56
1:G:283:TYR:HD1	1:G:283:TYR:H	1.54	0.56
2:H:56:VAL:CG2	2:H:124:ALA:HB3	2.35	0.56
2:H:185:THR:CG2	2:H:187:ASN:H	2.18	0.56
2:H:201:ILE:HB	2:H:213:GLN:OE1	2.06	0.56
2:H:228:TYR:O	2:H:232:PHE:HB2	2.04	0.56
3:I:31:ILE:HB	3:I:157:SER:O	2.05	0.56
3:I:38:ILE:O	3:I:39:GLN:HG3	2.06	0.56
3:I:95:ASN:HA	3:I:127:TYR:O	2.05	0.56
3:I:101:ALA:O	3:I:102:ILE:HB	2.06	0.56
3:I:135:PHE:CA	3:I:209:ARG:HB3	2.35	0.56
4:J:27:VAL:HB	4:J:154:GLU:O	2.05	0.56
4:J:127:CYS:O	4:J:128:PRO:O	2.22	0.56
4:J:233:SER:HB2	4:J:457:LEU:HD11	1.87	0.56
4:J:452:TRP:HA	4:J:452:TRP:HE3	1.70	0.56
3:K:252:SER:OG	1:L:257:LEU:CD2	2.48	0.56
3:K:419:ILE:O	3:K:423:VAL:N	2.38	0.56
3:K:425:VAL:O	3:K:429:ARG:HG2	2.05	0.56
1:L:132:VAL:HG12	1:L:279:ILE:C	2.26	0.56
1:L:186:TRP:HA	1:L:215:ARG:HA	1.87	0.56
1:L:224:THR:O	1:L:227:PRO:CD	2.49	0.56
2:M:50:GLU:CB	2:M:132:ILE:HB	2.35	0.56
2:M:109:ASN:OD1	2:M:109:ASN:C	2.44	0.56
2:M:162:LEU:HD12	2:M:198:LYS:C	2.26	0.56
2:M:426:THR:HA	2:M:429:ILE:HG23	1.87	0.56
4:O:136:PHE:HA	4:O:138:TRP:CZ3	2.41	0.56
4:O:233:SER:HB2	4:O:457:LEU:HD11	1.88	0.56
4:O:262:THR:HA	4:O:265:LEU:CG	2.35	0.56

Continued on next page...

Continued from previous page...

Atom-1	Atom-2	Interatomic distance (Å)	Clash overlap (Å)
4:O:450:CYS:O	4:O:453:ILE:HG13	2.05	0.56
3:P:132:VAL:O	3:P:274:ILE:HA	2.06	0.56
3:P:249:VAL:HG12	3:P:250:LEU:N	2.18	0.56
3:P:419:ILE:O	3:P:423:VAL:N	2.38	0.56
1:Q:108:VAL:HG13	1:Q:117:SER:O	2.05	0.56
1:Q:131:LYS:HB3	1:Q:133:MET:SD	2.44	0.56
1:Q:132:VAL:HG12	1:Q:279:ILE:C	2.26	0.56
1:Q:418:ALA:HA	1:Q:421:PHE:CE2	2.40	0.56
1:Q:455:PHE:O	1:Q:458:ALA:HB3	2.05	0.56
2:R:42:LEU:HA	2:R:54:THR:CG2	2.33	0.56
2:R:56:VAL:HG22	2:R:124:ALA:HB3	1.87	0.56
3:S:32:THR:HG21	3:S:59:GLN:HE21	1.70	0.56
3:S:56:LEU:HD11	3:S:100:PHE:CE2	2.40	0.56
3:S:137:PHE:HB2	3:S:435:GLN:HB2	1.87	0.56
3:S:305:THR:CB	3:S:401:TYR:HD2	2.19	0.56
3:U:59:GLN:NE2	3:U:117:MET:CG	2.62	0.56
3:U:132:VAL:O	3:U:274:ILE:HA	2.06	0.56
3:U:148:ILE:HG21	3:U:198:TYR:HB2	1.86	0.56
3:U:163:ASP:C	3:U:164:ARG:HG3	2.25	0.56
1:V:88:PRO:O	1:V:90:ILE:N	2.34	0.56
1:V:269:LYS:HD2	1:V:269:LYS:C	2.26	0.56
2:W:162:LEU:HD12	2:W:198:LYS:C	2.26	0.56
2:W:201:ILE:HB	2:W:213:GLN:OE1	2.06	0.56
2:W:429:ILE:CG1	2:W:430:VAL:N	2.69	0.56
4:Y:136:PHE:CD2	4:Y:472:ASN:HA	2.41	0.56
4:Y:151:ASN:HA	4:Y:205:PHE:CG	2.40	0.56
4:Y:417:GLU:O	4:Y:421:PHE:CG	2.58	0.56
3:Z:50:VAL:HG12	3:Z:52:THR:CG2	2.36	0.56
3:Z:137:PHE:N	3:Z:277:TYR:OH	2.38	0.56
3:Z:225:PHE:CD1	3:Z:225:PHE:C	2.78	0.56
1:0:130:ILE:HB	1:0:134:TYR:CE2	2.39	0.56
1:0:142:CYS:O	1:0:210:TYR:CD1	2.49	0.56
2:1:109:ASN:OD1	2:1:109:ASN:C	2.44	0.56
2:1:185:THR:CG2	2:1:187:ASN:H	2.18	0.56
2:1:228:TYR:O	2:1:232:PHE:HB2	2.04	0.56
2:1:279:PRO:CA	2:1:282:ALA:HB3	2.33	0.56
3:2:198:TYR:N	3:2:198:TYR:CD1	2.73	0.56
4:3:81:SER:C	4:3:83:LEU:H	2.09	0.56
4:3:136:PHE:HA	4:3:138:TRP:CZ3	2.41	0.56
4:3:238:LEU:O	4:3:242:LEU:CB	2.54	0.56
4:3:417:GLU:O	4:3:421:PHE:CG	2.58	0.56

Continued on next page...

Continued from previous page...

Atom-1	Atom-2	Interatomic distance (Å)	Clash overlap (Å)
4:3:452:TRP:CE3	4:3:452:TRP:HA	2.41	0.56
3:A:224:LEU:CG	3:A:225:PHE:N	2.58	0.56
3:A:227:PHE:HA	3:A:230:VAL:CB	2.28	0.56
3:A:298:THR:O	3:A:301:ARG:HG2	2.06	0.56
1:B:245:ALA:HB1	2:C:320:HIS:HD2	1.70	0.56
2:C:296:MET:CE	2:C:299:VAL:HG21	2.35	0.56
3:D:61:ILE:HA	3:D:116:ILE:CD1	2.35	0.56
3:D:95:ASN:HA	3:D:127:TYR:O	2.05	0.56
3:D:171:MET:SD	3:D:174:GLY:CA	2.94	0.56
3:F:93:TYR:CZ	3:F:200:ASP:HB3	2.40	0.56
3:F:242:LYS:HB2	3:F:245:LEU:HB3	1.88	0.56
1:G:40:LEU:HD22	1:G:51:THR:O	2.06	0.56
1:G:156:VAL:CG2	1:G:157:ILE:N	2.69	0.56
2:H:25:LYS:O	2:H:25:LYS:HG3	2.04	0.56
2:H:58:MET:HE1	2:H:120:TRP:CZ2	2.40	0.56
3:I:1:SER:H2	3:I:4:GLU:HB2	1.70	0.56
3:I:198:TYR:HD1	3:I:198:TYR:N	2.03	0.56
3:I:377:GLU:N	3:I:380:LYS:HE2	2.19	0.56
4:J:84:LEU:O	4:J:86:LEU:HG	2.05	0.56
4:J:438:ASN:OD1	4:J:442:ILE:HD11	2.06	0.56
4:J:441:LEU:CD1	4:J:441:LEU:O	2.54	0.56
3:K:2:GLU:O	3:K:7:LEU:HD21	2.05	0.56
3:K:144:MET:HB2	3:K:203:TYR:HB2	1.87	0.56
3:K:230:VAL:CG1	3:K:414:PHE:HZ	2.15	0.56
2:M:194:HIS:ND1	2:M:195:LYS:N	2.51	0.56
2:M:206:PHE:N	2:M:207:PRO:CD	2.68	0.56
3:N:146:LEU:HD12	3:N:146:LEU:N	2.19	0.56
3:N:171:MET:SD	3:N:174:GLY:CA	2.94	0.56
4:O:62:TYR:C	4:O:64:LEU:H	2.07	0.56
4:O:136:PHE:CD2	4:O:472:ASN:HA	2.41	0.56
4:O:303:VAL:O	4:O:306:VAL:HB	2.06	0.56
4:O:417:GLU:O	4:O:421:PHE:CG	2.58	0.56
4:O:438:ASN:OD1	4:O:442:ILE:HD11	2.06	0.56
3:P:105:MET:HG2	3:P:105:MET:O	2.06	0.56
3:P:235:LEU:N	3:P:236:PRO:CD	2.67	0.56
1:Q:156:VAL:CG2	1:Q:157:ILE:N	2.69	0.56
1:Q:267:ALA:O	1:Q:271:PRO:CD	2.46	0.56
1:Q:269:LYS:HD2	1:Q:269:LYS:C	2.26	0.56
1:Q:283:TYR:HD1	1:Q:283:TYR:H	1.54	0.56
2:R:429:ILE:CG1	2:R:430:VAL:N	2.69	0.56
3:S:31:ILE:HB	3:S:157:SER:O	2.05	0.56

Continued on next page...

Continued from previous page...

Atom-1	Atom-2	Interatomic distance (Å)	Clash overlap (Å)
3:S:65:LEU:CD2	3:S:110:LEU:HD22	2.23	0.56
3:S:91:VAL:HG22	3:S:96:ALA:HB2	1.86	0.56
3:S:95:ASN:HA	3:S:127:TYR:O	2.05	0.56
3:S:305:THR:HG22	3:S:400:LYS:HB3	1.88	0.56
3:S:412:CYS:HA	3:S:415:MET:CE	2.33	0.56
4:T:27:VAL:HB	4:T:154:GLU:O	2.05	0.56
4:T:173:ASP:N	4:T:174:PRO:CD	2.68	0.56
3:U:167:LEU:HA	3:U:170:PHE:CB	2.36	0.56
1:V:136:PRO:HG2	1:V:139:TRP:CA	2.35	0.56
1:V:255:ALA:O	1:V:259:LEU:N	2.34	0.56
2:W:25:LYS:HG3	2:W:25:LYS:O	2.04	0.56
2:W:219:LEU:HD11	2:W:221:ILE:HG22	1.87	0.56
2:W:235:PRO:O	2:W:239:ILE:HB	2.05	0.56
2:W:298:LEU:CD2	2:W:467:LEU:HD12	2.34	0.56
3:X:95:ASN:HA	3:X:127:TYR:O	2.05	0.56
3:X:189:TYR:CA	3:X:197:PRO:HD2	2.31	0.56
3:X:250:LEU:O	3:X:253:LEU:HD22	2.06	0.56
3:Z:97:ASP:HB2	3:Z:127:TYR:HB2	1.88	0.56
1:0:46:LYS:CG	1:0:278:PRO:CD	2.84	0.56
1:0:129:THR:C	1:0:131:LYS:N	2.57	0.56
1:0:238:VAL:HG13	1:0:248:LYS:HZ2	1.64	0.56
1:0:438:LEU:O	1:0:442:ILE:CD1	2.53	0.56
2:1:204:ASP:O	2:1:207:PRO:HG2	2.05	0.56
2:1:231:ASN:O	2:1:235:PRO:HD3	2.06	0.56
2:1:245:LEU:HB3	2:1:249:LEU:HD11	1.88	0.56
2:1:464:VAL:HG13	2:1:465:MET:N	2.19	0.56
3:2:177:VAL:HG12	3:2:208:GLN:HG2	1.88	0.56
3:2:305:THR:HG22	3:2:400:LYS:HB3	1.88	0.56
4:3:56:GLU:CA	4:3:118:LEU:HG	2.28	0.56
3:A:97:ASP:HB2	3:A:127:TYR:HB2	1.88	0.56
3:A:175:GLU:N	3:A:176:TRP:CE3	2.74	0.56
1:B:46:LYS:CB	1:B:278:PRO:CD	2.69	0.56
1:B:226:VAL:HG23	1:B:227:PRO:HD3	1.88	0.56
1:B:251:LEU:HD22	2:C:261:ILE:HG13	1.86	0.56
1:B:300:VAL:O	1:B:304:LEU:N	2.38	0.56
1:B:304:LEU:HD23	1:B:304:LEU:C	2.26	0.56
4:E:177:PHE:HB2	4:E:185:ILE:HD12	1.86	0.56
4:E:310:THR:HB	4:E:313:THR:HG22	1.88	0.56
3:F:50:VAL:HG12	3:F:52:THR:CG2	2.36	0.56
3:F:187:TRP:CZ2	3:F:196:THR:CG2	2.73	0.56
3:F:230:VAL:CG1	3:F:414:PHE:HZ	2.15	0.56

Continued on next page...

Continued from previous page...

Atom-1	Atom-2	Interatomic distance (Å)	Clash overlap (Å)
3:F:261:VAL:O	3:F:265:PRO:HG3	2.06	0.56
3:F:305:THR:OG1	3:F:400:LYS:HB2	2.04	0.56
3:F:425:VAL:O	3:F:429:ARG:HG2	2.05	0.56
1:G:245:ALA:HB1	2:H:320:HIS:HD2	1.70	0.56
1:G:440:LEU:HA	1:G:443:PHE:CB	2.36	0.56
2:H:67:LEU:HD11	2:H:113:ARG:O	2.05	0.56
2:H:272:LEU:O	2:H:275:SER:OG	2.23	0.56
3:I:91:VAL:HG22	3:I:96:ALA:HB2	1.87	0.56
4:J:246:ALA:CB	4:J:250:LYS:HZ2	2.18	0.56
3:K:87:LEU:N	3:K:87:LEU:CD2	2.59	0.56
1:L:226:VAL:O	1:L:230:LEU:N	2.30	0.56
2:M:33:ILE:HD12	2:M:158:ILE:HD11	1.88	0.56
2:M:107:PHE:CG	2:M:107:PHE:O	2.58	0.56
2:M:231:ASN:O	2:M:235:PRO:HD3	2.06	0.56
2:M:449:VAL:O	2:M:452:THR:HG22	2.06	0.56
3:N:289:ILE:O	3:N:293:VAL:HG23	2.06	0.56
3:N:303:PRO:HG2	3:N:400:LYS:NZ	2.20	0.56
3:P:384:GLU:HA	3:P:387:LYS:HG3	1.86	0.56
1:Q:224:THR:O	1:Q:227:PRO:CD	2.49	0.56
2:R:77:ILE:HD11	2:R:80:LEU:CD1	2.35	0.56
2:R:266:ALA:CB	3:S:251:LEU:HB3	2.35	0.56
3:S:38:ILE:O	3:S:39:GLN:HG3	2.06	0.56
3:S:49:ILE:CD1	3:S:125:LYS:HE3	2.36	0.56
3:S:242:LYS:CD	3:S:245:LEU:HD13	2.35	0.56
4:T:75:ASP:CB	4:T:110:TYR:CE1	2.78	0.56
4:T:81:SER:C	4:T:83:LEU:H	2.09	0.56
4:T:151:ASN:HA	4:T:205:PHE:CG	2.40	0.56
3:U:50:VAL:HG12	3:U:52:THR:CG2	2.36	0.56
3:U:274:ILE:HG12	3:U:277:TYR:HE1	1.61	0.56
3:U:298:THR:O	3:U:301:ARG:HG2	2.06	0.56
1:V:404:ALA:O	1:V:407:ALA:HB3	2.05	0.56
2:W:180:ASP:H	2:W:181:PRO:HD2	1.71	0.56
3:X:35:LEU:HB3	3:X:164:ARG:NH1	2.19	0.56
3:X:135:PHE:CA	3:X:209:ARG:HB3	2.35	0.56
4:Y:27:VAL:HG11	4:Y:152:ALA:O	2.04	0.56
4:Y:303:VAL:O	4:Y:306:VAL:HB	2.05	0.56
4:Y:303:VAL:HA	4:Y:306:VAL:HB	1.87	0.56
4:Y:438:ASN:OD1	4:Y:442:ILE:HD11	2.06	0.56
4:Y:444:LYS:HA	4:Y:444:LYS:CE	2.35	0.56
3:Z:163:ASP:C	3:Z:164:ARG:HG3	2.25	0.56
1:0:53:SER:HB3	2:1:99:ASP:OD1	2.05	0.56

Continued on next page...

Continued from previous page...

Atom-1	Atom-2	Interatomic distance (Å)	Clash overlap (Å)
1:0:136:PRO:HG2	1:0:139:TRP:CA	2.35	0.56
1:0:186:TRP:HA	1:0:215:ARG:HA	1.87	0.56
2:1:12:LEU:HD12	2:1:16:LYS:HE3	1.86	0.56
2:1:33:ILE:HD12	2:1:158:ILE:HD11	1.88	0.56
2:1:148:PHE:CB	2:1:215:VAL:HG22	2.26	0.56
3:2:31:ILE:HB	3:2:157:SER:O	2.05	0.56
3:2:101:ALA:O	3:2:102:ILE:HB	2.06	0.56
4:3:238:LEU:O	4:3:242:LEU:N	2.38	0.56
4:3:313:THR:O	4:3:314:HIS:CG	2.58	0.56
1:B:283:TYR:HD1	1:B:283:TYR:H	1.54	0.56
1:B:284:LEU:HA	1:B:287:ILE:CG1	2.34	0.56
2:C:67:LEU:HD11	2:C:113:ARG:O	2.05	0.56
2:C:77:ILE:CD1	2:C:80:LEU:CD1	2.72	0.56
3:D:157:SER:CA	3:D:199:LEU:HD12	2.35	0.56
3:D:222:CYS:SG	3:D:225:PHE:CZ	2.93	0.56
4:E:13:ASP:OD1	4:E:13:ASP:C	2.43	0.56
4:E:303:VAL:O	4:E:306:VAL:HB	2.06	0.56
3:F:28:PHE:CG	3:F:153:GLY:O	2.58	0.56
3:F:187:TRP:NE1	3:F:196:THR:CG2	2.69	0.56
3:F:413:VAL:HA	3:F:416:LEU:CB	2.35	0.56
1:G:136:PRO:HD3	1:G:280:ILE:CD1	2.36	0.56
1:G:136:PRO:HG2	1:G:139:TRP:CA	2.35	0.56
1:G:177:GLN:HA	1:G:180:PHE:HB2	1.86	0.56
2:H:77:ILE:HD11	2:H:80:LEU:CD1	2.35	0.56
2:H:109:ASN:C	2:H:109:ASN:OD1	2.44	0.56
2:H:279:PRO:CA	2:H:282:ALA:HB3	2.33	0.56
3:I:61:ILE:HA	3:I:116:ILE:CD1	2.35	0.56
3:I:171:MET:SD	3:I:174:GLY:CA	2.94	0.56
4:J:81:SER:C	4:J:83:LEU:H	2.09	0.56
4:J:136:PHE:CD2	4:J:472:ASN:HA	2.41	0.56
4:J:303:VAL:HA	4:J:306:VAL:HB	1.87	0.56
4:J:310:THR:HB	4:J:313:THR:HG22	1.88	0.56
4:J:450:CYS:O	4:J:453:ILE:HG13	2.04	0.56
3:K:97:ASP:HB2	3:K:127:TYR:HB2	1.88	0.56
3:K:200:ASP:OD1	3:K:200:ASP:N	2.39	0.56
3:K:294:VAL:CG1	3:K:295:VAL:H	2.19	0.56
3:K:295:VAL:O	3:K:299:HIS:N	2.37	0.56
3:K:295:VAL:O	3:K:299:HIS:HB2	2.06	0.56
3:K:303:PRO:CB	3:K:400:LYS:HE2	2.36	0.56
3:K:399:TRP:HA	3:K:399:TRP:CE3	2.39	0.56
1:L:136:PRO:HD3	1:L:280:ILE:CD1	2.36	0.56

Continued on next page...

Continued from previous page...

Atom-1	Atom-2	Interatomic distance (Å)	Clash overlap (Å)
1:L:177:GLN:HA	1:L:180:PHE:HB2	1.86	0.56
1:L:440:LEU:HA	1:L:443:PHE:CB	2.36	0.56
2:M:67:LEU:HD11	2:M:113:ARG:O	2.05	0.56
2:M:475:MET:HA	2:M:478:PHE:CE2	2.40	0.56
3:N:16:ASN:ND2	3:N:16:ASN:N	2.52	0.56
3:N:107:LYS:H	3:N:107:LYS:HD3	1.71	0.56
4:O:246:ALA:HB1	4:O:250:LYS:HZ2	1.70	0.56
3:P:20:ARG:CG	3:P:20:ARG:NH1	2.37	0.56
3:P:294:VAL:CG1	3:P:295:VAL:H	2.19	0.56
1:Q:46:LYS:CG	1:Q:278:PRO:CD	2.84	0.56
2:R:67:LEU:HD11	2:R:113:ARG:O	2.05	0.56
2:R:67:LEU:CB	2:R:116:GLY:HA2	2.33	0.56
2:R:131:PRO:CG	2:R:145:SER:H	2.17	0.56
2:R:475:MET:HA	2:R:478:PHE:CE2	2.40	0.56
3:S:189:TYR:CA	3:S:197:PRO:HD2	2.31	0.56
3:S:289:ILE:O	3:S:293:VAL:HG23	2.06	0.56
3:S:303:PRO:HG2	3:S:400:LYS:NZ	2.20	0.56
3:S:305:THR:HG1	3:S:401:TYR:HD2	1.53	0.56
3:S:407:ASP:OD1	3:S:408:HIS:CD2	2.51	0.56
4:T:246:ALA:CA	4:T:250:LYS:HZ2	2.19	0.56
4:T:444:LYS:HA	4:T:444:LYS:CE	2.35	0.56
4:T:452:TRP:HA	4:T:452:TRP:HE3	1.70	0.56
3:U:41:ILE:HG13	3:U:42:ASN:H	1.69	0.56
3:U:137:PHE:CE1	3:U:210:ILE:CD1	2.77	0.56
3:U:175:GLU:N	3:U:176:TRP:CE3	2.74	0.56
1:V:186:TRP:HA	1:V:215:ARG:HA	1.87	0.56
2:W:17:TYR:CE2	2:W:19:LYS:HA	2.41	0.56
2:W:206:PHE:N	2:W:207:PRO:CD	2.68	0.56
2:W:475:MET:HA	2:W:478:PHE:CE2	2.40	0.56
3:X:20:ARG:CG	3:X:20:ARG:NH1	2.38	0.56
4:Y:47:GLU:OE2	4:Y:130:ALA:HB2	2.06	0.56
4:Y:246:ALA:HB1	4:Y:250:LYS:HZ2	1.71	0.56
4:Y:310:THR:HB	4:Y:313:THR:HG22	1.88	0.56
4:Y:441:LEU:CD1	4:Y:441:LEU:O	2.54	0.56
1:0:136:PRO:HD3	1:0:280:ILE:CD1	2.36	0.56
1:0:156:VAL:CG2	1:0:157:ILE:N	2.69	0.56
1:0:272:GLU:HG3	1:0:275:LEU:HD12	1.87	0.56
1:0:284:LEU:O	1:0:288:MET:CB	2.54	0.56
1:0:418:ALA:HA	1:0:421:PHE:CE2	2.40	0.56
1:0:455:PHE:O	1:0:458:ALA:HB3	2.05	0.56
2:1:162:LEU:HD12	2:1:198:LYS:C	2.26	0.56

Continued on next page...

Continued from previous page...

Atom-1	Atom-2	Interatomic distance (Å)	Clash overlap (Å)
2:1:201:ILE:HB	2:1:213:GLN:OE1	2.06	0.56
2:1:296:MET:HE3	2:1:296:MET:CA	2.36	0.56
4:3:44:GLU:CA	4:3:129:ILE:CD1	2.72	0.56
3:A:200:ASP:N	3:A:200:ASP:OD1	2.39	0.56
3:A:245:LEU:HD21	1:B:250:SER:HA	1.86	0.56
3:A:248:SER:C	1:B:257:LEU:HD11	2.26	0.56
1:B:32:ARG:HG3	1:B:59:ALA:O	2.06	0.56
1:B:132:VAL:HG12	1:B:279:ILE:C	2.26	0.56
1:B:136:PRO:HD3	1:B:280:ILE:CD1	2.36	0.56
1:B:262:PHE:CD1	1:B:262:PHE:N	2.72	0.56
1:B:284:LEU:O	1:B:288:MET:CB	2.54	0.56
1:B:455:PHE:O	1:B:458:ALA:HB3	2.05	0.56
3:D:56:LEU:HD11	3:D:100:PHE:CE2	2.41	0.56
3:D:101:ALA:O	3:D:102:ILE:HB	2.06	0.56
4:E:81:SER:C	4:E:83:LEU:H	2.09	0.56
3:F:17:LYS:HZ1	3:F:83:ASP:HB3	1.71	0.56
3:F:298:THR:O	3:F:301:ARG:HG2	2.06	0.56
1:G:45:GLU:OE1	1:G:279:ILE:CD1	2.54	0.56
1:G:45:GLU:HG3	1:G:134:TYR:CB	2.35	0.56
1:G:101:GLU:C	1:G:102:ILE:HG13	2.24	0.56
1:G:440:LEU:C	1:G:443:PHE:HB3	2.26	0.56
2:H:36:SER:HB3	2:H:59:ASP:HB2	1.88	0.56
2:H:52:LEU:N	2:H:52:LEU:HD22	2.20	0.56
2:H:56:VAL:HG22	2:H:124:ALA:HB3	1.87	0.56
2:H:131:PRO:CG	2:H:145:SER:H	2.17	0.56
2:H:180:ASP:HB2	2:H:195:LYS:CB	2.33	0.56
2:H:296:MET:CE	2:H:299:VAL:HG21	2.35	0.56
2:H:427:ASN:HA	2:H:430:VAL:CG2	2.34	0.56
2:H:429:ILE:CG1	2:H:430:VAL:N	2.69	0.56
3:I:198:TYR:N	3:I:198:TYR:CD1	2.73	0.56
3:K:132:VAL:O	3:K:274:ILE:HA	2.06	0.56
3:K:187:TRP:NE1	3:K:196:THR:CG2	2.69	0.56
1:L:65:LEU:HD23	1:L:110:VAL:CG1	2.36	0.56
1:L:130:ILE:HB	1:L:134:TYR:CE2	2.40	0.56
1:L:192:PRO:HB2	1:L:210:TYR:HB2	1.87	0.56
1:L:241:LEU:HD23	1:L:248:LYS:HE2	1.87	0.56
1:L:281:ILE:H	1:L:281:ILE:CD1	2.18	0.56
1:L:304:LEU:HD23	1:L:304:LEU:C	2.26	0.56
1:L:455:PHE:O	1:L:458:ALA:HB3	2.05	0.56
2:M:20:HIS:O	2:M:20:HIS:CG	2.58	0.56
2:M:259:THR:OG1	3:N:244:THR:OG1	2.16	0.56

Continued on next page...

Continued from previous page...

Atom-1	Atom-2	Interatomic distance (Å)	Clash overlap (Å)
2:M:310:LEU:O	2:M:314:PHE:CD2	2.59	0.56
3:N:250:LEU:O	3:N:253:LEU:HD22	2.06	0.56
4:O:310:THR:HB	4:O:313:THR:HG22	1.88	0.56
3:P:20:ARG:O	3:P:22:VAL:N	2.31	0.56
3:P:36:GLN:OE1	3:P:36:GLN:C	2.43	0.56
3:P:262:GLU:C	3:P:265:PRO:HD2	2.26	0.56
1:Q:284:LEU:O	1:Q:288:MET:CB	2.54	0.56
2:R:109:ASN:OD1	2:R:109:ASN:C	2.44	0.56
2:R:148:PHE:CB	2:R:215:VAL:HG22	2.26	0.56
3:S:186:HIS:CG	3:S:187:TRP:N	2.74	0.56
3:S:284:PHE:CE2	3:S:424:SER:CB	2.86	0.56
4:T:47:GLU:OE2	4:T:130:ALA:HB2	2.06	0.56
4:T:296:ILE:HG13	4:T:297:VAL:N	2.17	0.56
4:T:310:THR:HB	4:T:313:THR:HG22	1.88	0.56
4:T:452:TRP:HA	4:T:452:TRP:CE3	2.41	0.56
3:U:248:SER:C	1:V:257:LEU:HD11	2.26	0.56
3:U:418:CYS:O	3:U:422:THR:HB	2.06	0.56
1:V:258:ALA:HB3	2:W:265:LEU:CD2	2.28	0.56
1:V:304:LEU:HD23	1:V:304:LEU:C	2.26	0.56
1:V:441:TYR:CA	1:V:444:ILE:HG22	2.36	0.56
2:W:426:THR:C	2:W:429:ILE:HG23	2.25	0.56
3:X:61:ILE:HA	3:X:116:ILE:CD1	2.35	0.56
3:X:289:ILE:O	3:X:293:VAL:HG23	2.06	0.56
3:X:377:GLU:N	3:X:380:LYS:HE2	2.19	0.56
4:Y:10:LEU:HD13	4:Y:64:LEU:HD23	1.86	0.56
4:Y:19:LYS:HZ1	4:Y:154:GLU:CB	2.13	0.56
4:Y:233:SER:HB2	4:Y:457:LEU:HD11	1.88	0.56
3:Z:2:GLU:O	3:Z:7:LEU:HD21	2.05	0.56
1:0:40:LEU:HD22	1:0:51:THR:O	2.06	0.56
1:0:65:LEU:HD23	1:0:110:VAL:CG1	2.36	0.56
1:0:247:GLU:CD	2:1:320:HIS:NE2	2.59	0.56
1:0:250:SER:HA	3:Z:245:LEU:HD21	1.86	0.56
1:0:262:PHE:HD1	1:0:262:PHE:N	2.04	0.56
2:1:149:THR:HG22	2:1:214:ASP:HB3	1.87	0.56
2:1:206:PHE:N	2:1:207:PRO:CD	2.68	0.56
2:1:272:LEU:O	2:1:275:SER:OG	2.23	0.56
2:1:275:SER:OG	2:1:276:GLN:OE1	2.22	0.56
2:1:310:LEU:O	2:1:314:PHE:CD2	2.59	0.56
2:1:460:ILE:O	2:1:463:PRO:HG2	2.06	0.56
3:2:52:THR:OG1	3:2:53:ASN:N	2.39	0.56
3:2:65:LEU:CD2	3:2:110:LEU:HD22	2.23	0.56

Continued on next page...

Continued from previous page...

Atom-1	Atom-2	Interatomic distance (Å)	Clash overlap (Å)
3:2:305:THR:CB	3:2:401:TYR:HD2	2.19	0.56
4:3:47:GLU:OE2	4:3:130:ALA:HB2	2.06	0.56
4:3:75:ASP:CB	4:3:110:TYR:CE1	2.79	0.56
4:3:233:SER:HB2	4:3:457:LEU:HD11	1.88	0.56
4:3:303:VAL:O	4:3:306:VAL:HB	2.06	0.56
4:3:438:ASN:O	4:3:442:ILE:HG12	2.05	0.56
4:3:452:TRP:HA	4:3:452:TRP:HE3	1.70	0.56
3:A:163:ASP:OD1	3:A:164:ARG:N	2.39	0.56
3:A:189:TYR:CA	3:A:197:PRO:HD2	2.29	0.56
3:A:285:VAL:HG13	3:A:286:ILE:N	2.21	0.56
3:A:295:VAL:O	3:A:299:HIS:HB2	2.06	0.56
1:B:156:VAL:CG2	1:B:157:ILE:N	2.69	0.56
1:B:247:GLU:CD	2:C:320:HIS:NE2	2.59	0.56
1:B:248:LYS:HZ3	1:B:252:SER:CB	2.18	0.56
1:B:269:LYS:HD2	1:B:269:LYS:C	2.26	0.56
2:C:33:ILE:HD12	2:C:158:ILE:HD11	1.88	0.56
2:C:288:ILE:HD13	2:C:290:LYS:HD2	1.87	0.56
3:D:38:ILE:O	3:D:39:GLN:HG3	2.06	0.56
4:E:173:ASP:N	4:E:174:PRO:CD	2.68	0.56
4:E:438:ASN:OD1	4:E:442:ILE:HD11	2.06	0.56
3:F:61:ILE:CG2	3:F:115:LYS:HA	2.36	0.56
3:F:79:ARG:NH1	3:F:107:LYS:NZ	2.50	0.56
3:F:175:GLU:N	3:F:176:TRP:CE3	2.74	0.56
3:F:200:ASP:N	3:F:200:ASP:OD1	2.39	0.56
3:F:306:HIS:HB2	4:J:250:LYS:HZ3	1.71	0.56
1:G:53:SER:HB3	2:H:99:ASP:OD1	2.05	0.56
1:G:458:ALA:O	1:G:462:VAL:CG2	2.51	0.56
2:H:266:ALA:CB	3:I:251:LEU:HB3	2.35	0.56
2:H:449:VAL:O	2:H:452:THR:HG22	2.06	0.56
4:J:469:GLY:O	4:J:473:GLN:HB2	2.06	0.56
3:K:28:PHE:CG	3:K:153:GLY:O	2.58	0.56
3:K:163:ASP:OD1	3:K:164:ARG:N	2.39	0.56
3:K:243:MET:CG	3:K:306:HIS:ND1	2.69	0.56
3:K:248:SER:C	1:L:257:LEU:HD11	2.26	0.56
3:K:285:VAL:HG13	3:K:286:ILE:N	2.21	0.56
3:K:306:HIS:CB	4:O:250:LYS:NZ	2.69	0.56
3:K:420:ILE:CG1	3:K:421:GLY:N	2.68	0.56
1:L:10:VAL:O	1:L:13:GLU:HB2	2.06	0.56
1:L:136:PRO:HG2	1:L:139:TRP:CA	2.35	0.56
1:L:218:LEU:C	1:L:219:PHE:CD1	2.80	0.56
1:L:248:LYS:HD3	1:L:252:SER:CB	2.07	0.56

Continued on next page...

Continued from previous page...

Atom-1	Atom-2	Interatomic distance (Å)	Clash overlap (Å)
1:L:249:MET:SD	1:L:250:SER:N	2.69	0.56
2:M:311:ASN:O	2:M:315:ARG:CA	2.54	0.56
3:N:101:ALA:O	3:N:102:ILE:HD13	2.06	0.56
3:N:177:VAL:HG12	3:N:208:GLN:HG2	1.88	0.56
3:N:186:HIS:CG	3:N:187:TRP:N	2.74	0.56
4:O:99:PHE:CB	4:O:102:ALA:HB3	2.33	0.56
4:O:173:ASP:N	4:O:174:PRO:CD	2.68	0.56
3:P:248:SER:C	1:Q:257:LEU:HD11	2.26	0.56
3:P:291:VAL:O	3:P:294:VAL:HG12	2.06	0.56
3:P:418:CYS:O	3:P:422:THR:HB	2.06	0.56
1:Q:10:VAL:O	1:Q:13:GLU:HB2	2.06	0.56
2:R:162:LEU:HD12	2:R:198:LYS:C	2.26	0.56
2:R:460:ILE:O	2:R:463:PRO:HG2	2.06	0.56
1:V:45:GLU:HG3	1:V:134:TYR:CB	2.35	0.56
2:W:8:ILE:CD1	2:W:69:TRP:HZ3	2.19	0.56
2:W:192:ILE:HD13	2:W:221:ILE:CG2	2.35	0.56
2:W:221:ILE:HG13	2:W:222:ARG:N	2.20	0.56
3:X:31:ILE:HB	3:X:157:SER:O	2.05	0.56
3:X:296:ILE:HA	3:X:299:HIS:HB3	1.88	0.56
4:Y:80:PRO:HB2	4:Y:83:LEU:HD23	1.86	0.56
4:Y:81:SER:C	4:Y:83:LEU:H	2.09	0.56
4:Y:91:LEU:CB	4:Y:95:VAL:H	2.16	0.56
4:Y:229:CYS:O	4:Y:233:SER:N	2.30	0.56
4:Y:262:THR:HA	4:Y:265:LEU:CG	2.35	0.56
4:Y:452:TRP:HA	4:Y:452:TRP:CE3	2.41	0.56
1:O:32:ARG:HG3	1:O:59:ALA:O	2.06	0.56
1:O:218:LEU:C	1:O:219:PHE:CD1	2.80	0.56
1:O:227:PRO:C	1:O:231:ILE:HG12	2.27	0.56
2:1:63:TYR:CE1	2:1:115:ASN:O	2.58	0.56
2:1:80:LEU:O	2:1:112:VAL:CG2	2.54	0.56
2:1:102:TYR:CD1	2:1:102:TYR:C	2.73	0.56
2:1:180:ASP:N	2:1:181:PRO:CD	2.69	0.56
2:1:219:LEU:HD11	2:1:221:ILE:HG22	1.87	0.56
2:1:221:ILE:HG13	2:1:222:ARG:N	2.21	0.56
2:1:235:PRO:O	2:1:239:ILE:HB	2.05	0.56
2:1:449:VAL:O	2:1:452:THR:HG22	2.06	0.56
4:3:127:CYS:O	4:3:128:PRO:O	2.22	0.56
4:3:173:ASP:N	4:3:174:PRO:CD	2.68	0.56
3:A:105:MET:HG2	3:A:105:MET:O	2.06	0.56
3:A:132:VAL:O	3:A:274:ILE:HA	2.06	0.56
3:A:144:MET:HB2	3:A:203:TYR:HB2	1.87	0.56

Continued on next page...

Continued from previous page...

Atom-1	Atom-2	Interatomic distance (Å)	Clash overlap (Å)
3:A:167:LEU:O	3:A:167:LEU:HD23	2.06	0.56
3:A:187:TRP:NE1	3:A:196:THR:CG2	2.69	0.56
1:B:40:LEU:HD22	1:B:51:THR:O	2.06	0.56
2:C:35:LEU:CD2	2:C:215:VAL:HG11	2.31	0.56
2:C:109:ASN:OD1	2:C:109:ASN:C	2.44	0.56
2:C:449:VAL:O	2:C:452:THR:HG22	2.06	0.56
4:E:84:LEU:O	4:E:86:LEU:HG	2.06	0.56
4:E:425:SER:O	4:E:429:GLN:N	2.25	0.56
3:F:132:VAL:O	3:F:274:ILE:HA	2.06	0.56
3:F:144:MET:HB2	3:F:203:TYR:HB2	1.87	0.56
3:F:163:ASP:OD1	3:F:164:ARG:N	2.39	0.56
3:F:303:PRO:CB	3:F:400:LYS:HE2	2.36	0.56
1:G:40:LEU:HA	1:G:52:THR:HG23	1.87	0.56
1:G:132:VAL:HG12	1:G:279:ILE:C	2.26	0.56
1:G:258:ALA:HB3	2:H:265:LEU:CD2	2.28	0.56
2:H:231:ASN:O	2:H:235:PRO:HD3	2.06	0.56
2:H:235:PRO:O	2:H:239:ILE:HB	2.05	0.56
3:I:305:THR:CB	3:I:401:TYR:HD2	2.19	0.56
4:J:177:PHE:HB2	4:J:185:ILE:HD12	1.86	0.56
4:J:313:THR:O	4:J:314:HIS:CG	2.58	0.56
3:K:50:VAL:HG12	3:K:52:THR:CG2	2.36	0.56
2:M:41:ASN:ND2	2:M:185:THR:OG1	2.39	0.56
2:M:42:LEU:CA	2:M:54:THR:HG22	2.35	0.56
2:M:114:PRO:HG2	2:M:115:ASN:N	2.21	0.56
2:M:454:ASP:O	2:M:458:MET:N	2.40	0.56
2:M:480:ARG:C	2:M:482:PRO:HD2	2.26	0.56
3:N:32:THR:HG21	3:N:59:GLN:HE21	1.70	0.56
3:N:52:THR:OG1	3:N:53:ASN:N	2.39	0.56
3:N:56:LEU:HD11	3:N:100:PHE:CE2	2.40	0.56
4:O:47:GLU:OE2	4:O:130:ALA:HB2	2.06	0.56
4:O:129:ILE:HG22	4:O:133:TYR:HD2	1.66	0.56
3:P:61:ILE:CG2	3:P:115:LYS:HA	2.36	0.56
3:P:148:ILE:HG21	3:P:198:TYR:HB2	1.86	0.56
3:P:167:LEU:O	3:P:167:LEU:HD23	2.06	0.56
3:P:265:PRO:O	3:P:268:SER:HB3	2.06	0.56
3:P:298:THR:O	3:P:301:ARG:HG2	2.06	0.56
1:Q:186:TRP:HA	1:Q:215:ARG:HA	1.87	0.56
1:Q:247:GLU:CD	2:R:320:HIS:NE2	2.59	0.56
1:Q:258:ALA:HB3	2:R:265:LEU:CD2	2.28	0.56
1:Q:304:LEU:HD23	1:Q:304:LEU:C	2.26	0.56
2:R:8:ILE:CD1	2:R:69:TRP:HZ3	2.19	0.56

Continued on next page...

Continued from previous page...

Atom-1	Atom-2	Interatomic distance (Å)	Clash overlap (Å)
2:R:17:TYR:CE2	2:R:19:LYS:HA	2.41	0.56
2:R:71:ALA:O	2:R:76:ASP:N	2.38	0.56
4:T:238:LEU:O	4:T:242:LEU:CB	2.54	0.56
4:T:246:ALA:HB1	4:T:250:LYS:HZ2	1.71	0.56
3:U:243:MET:CG	3:U:306:HIS:ND1	2.69	0.56
3:U:413:VAL:HA	3:U:416:LEU:CB	2.35	0.56
1:V:45:GLU:OE1	1:V:279:ILE:CD1	2.54	0.56
1:V:247:GLU:CD	2:W:320:HIS:NE2	2.59	0.56
2:W:83:ARG:HB3	2:W:84:PRO:CD	2.31	0.56
2:W:241:PHE:O	2:W:245:LEU:N	2.27	0.56
3:X:21:PRO:HB3	3:X:62:ASP:CG	2.26	0.56
4:Y:238:LEU:O	4:Y:242:LEU:CB	2.54	0.56
4:Y:284:LYS:CE	4:Y:284:LYS:CA	2.82	0.56
3:Z:175:GLU:OE1	3:Z:211:PRO:HG3	2.06	0.56
3:Z:265:PRO:HD2	3:Z:266:SER:H	1.70	0.56
3:Z:419:ILE:O	3:Z:423:VAL:N	2.38	0.56
1:0:241:LEU:HD23	1:0:248:LYS:HE2	1.87	0.55
1:0:249:MET:SD	1:0:250:SER:N	2.69	0.55
1:0:438:LEU:HD22	1:0:441:TYR:CD2	2.42	0.55
1:0:440:LEU:C	1:0:443:PHE:HB3	2.26	0.55
1:0:441:TYR:CA	1:0:444:ILE:HG22	2.36	0.55
2:1:31:VAL:HG13	2:1:31:VAL:O	2.06	0.55
2:1:429:ILE:CG1	2:1:430:VAL:N	2.69	0.55
2:1:480:ARG:C	2:1:482:PRO:HD2	2.26	0.55
3:2:209:ARG:CG	3:2:210:ILE:N	2.66	0.55
4:3:241:PHE:C	4:3:243:PRO:HD2	2.27	0.55
4:3:250:LYS:NZ	3:Z:306:HIS:CB	2.69	0.55
3:A:136:PRO:CA	3:A:277:TYR:OH	2.48	0.55
3:A:137:PHE:C	3:A:435:GLN:HG3	2.21	0.55
3:A:274:ILE:HG12	3:A:277:TYR:HE1	1.61	0.55
1:B:186:TRP:HA	1:B:215:ARG:HA	1.87	0.55
1:B:248:LYS:HD3	1:B:252:SER:CB	2.07	0.55
2:C:52:LEU:N	2:C:52:LEU:HD22	2.20	0.55
2:C:219:LEU:HD11	2:C:221:ILE:HG22	1.87	0.55
2:C:221:ILE:HG13	2:C:222:ARG:N	2.20	0.55
2:C:235:PRO:O	2:C:239:ILE:HB	2.05	0.55
3:D:52:THR:OG1	3:D:53:ASN:N	2.39	0.55
3:D:198:TYR:N	3:D:198:TYR:CD1	2.73	0.55
4:E:22:LYS:HG3	4:E:23:THR:N	2.21	0.55
4:E:103:TYR:CD2	4:E:104:TYR:CD1	2.95	0.55
3:F:248:SER:C	1:G:257:LEU:HD11	2.26	0.55

Continued on next page...

Continued from previous page...

Atom-1	Atom-2	Interatomic distance (Å)	Clash overlap (Å)
3:F:262:GLU:C	3:F:265:PRO:HD2	2.27	0.55
3:F:265:PRO:O	3:F:268:SER:HB3	2.06	0.55
1:G:10:VAL:O	1:G:13:GLU:HB2	2.06	0.55
2:H:31:VAL:HG13	2:H:31:VAL:O	2.06	0.55
2:H:274:THR:HG22	2:H:275:SER:N	2.21	0.55
3:I:305:THR:HG22	3:I:400:LYS:HB3	1.88	0.55
4:J:151:ASN:HA	4:J:205:PHE:CB	2.36	0.55
4:J:270:GLN:O	4:J:273:PRO:CG	2.54	0.55
4:J:452:TRP:HA	4:J:452:TRP:CE3	2.41	0.55
3:K:48:GLN:HB2	3:K:130:ILE:HG23	1.89	0.55
3:K:61:ILE:CG2	3:K:115:LYS:HA	2.36	0.55
1:L:226:VAL:HG23	1:L:227:PRO:HD3	1.88	0.55
1:L:262:PHE:HD1	1:L:262:PHE:N	2.04	0.55
2:M:42:LEU:HA	2:M:54:THR:CG2	2.33	0.55
2:M:110:VAL:HG22	2:M:120:TRP:CG	2.42	0.55
2:M:201:ILE:HB	2:M:213:GLN:OE1	2.06	0.55
2:M:245:LEU:HB3	2:M:249:LEU:HD11	1.88	0.55
2:M:289:GLY:CA	2:M:293:MET:HE1	2.36	0.55
3:N:38:ILE:O	3:N:39:GLN:HG3	2.06	0.55
3:N:131:ILE:CG1	3:N:133:THR:H	2.05	0.55
3:N:305:THR:CB	3:N:401:TYR:HD2	2.19	0.55
4:O:238:LEU:O	4:O:242:LEU:CB	2.54	0.55
4:O:270:GLN:O	4:O:273:PRO:CG	2.54	0.55
3:P:175:GLU:N	3:P:176:TRP:CE3	2.74	0.55
1:Q:93:MET:HG3	1:Q:206:ASP:OD2	2.06	0.55
1:Q:300:VAL:O	1:Q:304:LEU:N	2.39	0.55
2:R:180:ASP:N	2:R:181:PRO:CD	2.69	0.55
2:R:180:ASP:N	2:R:195:LYS:CB	2.66	0.55
3:S:171:MET:SD	3:S:174:GLY:CA	2.94	0.55
3:S:390:GLU:O	3:S:393:SER:HB2	2.07	0.55
4:T:84:LEU:O	4:T:86:LEU:HG	2.06	0.55
4:T:262:THR:CG2	4:T:265:LEU:HD12	2.37	0.55
3:U:20:ARG:CG	3:U:20:ARG:NH1	2.37	0.55
3:U:61:ILE:CG2	3:U:115:LYS:HA	2.36	0.55
3:U:163:ASP:OD1	3:U:164:ARG:N	2.39	0.55
3:U:167:LEU:O	3:U:167:LEU:HD23	2.06	0.55
3:U:200:ASP:N	3:U:200:ASP:OD1	2.39	0.55
3:U:201:ILE:CG2	3:U:203:TYR:CE1	2.90	0.55
3:U:234:TYR:CZ	3:U:410:LEU:HD11	2.40	0.55
3:U:261:VAL:O	3:U:265:PRO:HG3	2.06	0.55
3:U:262:GLU:C	3:U:265:PRO:HD2	2.26	0.55

Continued on next page...

Continued from previous page...

Atom-1	Atom-2	Interatomic distance (Å)	Clash overlap (Å)
3:U:265:PRO:O	3:U:268:SER:HB3	2.06	0.55
3:U:294:VAL:CG1	3:U:295:VAL:H	2.19	0.55
1:V:40:LEU:HD22	1:V:51:THR:O	2.06	0.55
1:V:46:LYS:CG	1:V:278:PRO:CD	2.84	0.55
1:V:50:MET:HB3	1:V:126:SER:OG	2.06	0.55
1:V:93:MET:HG3	1:V:206:ASP:OD2	2.06	0.55
1:V:132:VAL:HG12	1:V:279:ILE:C	2.26	0.55
1:V:300:VAL:O	1:V:304:LEU:N	2.38	0.55
1:V:440:LEU:HA	1:V:443:PHE:CB	2.36	0.55
2:W:109:ASN:OD1	2:W:109:ASN:C	2.44	0.55
2:W:185:THR:CG2	2:W:187:ASN:H	2.18	0.55
2:W:288:ILE:HD13	2:W:290:LYS:HD2	1.87	0.55
2:W:310:LEU:O	2:W:314:PHE:CD2	2.59	0.55
3:X:49:ILE:CD1	3:X:125:LYS:HE3	2.36	0.55
3:X:390:GLU:O	3:X:393:SER:HB2	2.07	0.55
4:Y:22:LYS:HG3	4:Y:23:THR:N	2.21	0.55
3:Z:167:LEU:O	3:Z:167:LEU:HD23	2.06	0.55
3:Z:243:MET:CE	3:Z:244:THR:HG22	2.34	0.55
3:Z:285:VAL:HG13	3:Z:286:ILE:N	2.21	0.55
3:Z:298:THR:O	3:Z:301:ARG:HG2	2.06	0.55
3:Z:425:VAL:O	3:Z:429:ARG:HG2	2.05	0.55
1:0:93:MET:HG3	1:0:206:ASP:OD2	2.06	0.55
1:0:241:LEU:CD1	2:1:314:PHE:CD1	2.89	0.55
1:0:300:VAL:O	1:0:304:LEU:N	2.39	0.55
1:0:304:LEU:HD23	1:0:304:LEU:C	2.26	0.55
1:0:312:HIS:ND1	3:Z:242:LYS:CD	2.62	0.55
2:1:272:LEU:O	2:1:276:GLN:HG2	2.07	0.55
3:2:91:VAL:HG22	3:2:96:ALA:HB2	1.87	0.55
4:3:103:TYR:CD2	4:3:104:TYR:CD1	2.95	0.55
4:3:284:LYS:CE	4:3:284:LYS:CA	2.82	0.55
3:A:89:ASP:OD2	3:A:150:THR:CG2	2.45	0.55
3:A:242:LYS:HB2	3:A:245:LEU:HB3	1.88	0.55
3:A:261:VAL:O	3:A:265:PRO:HG3	2.06	0.55
3:A:295:VAL:O	3:A:299:HIS:N	2.37	0.55
3:A:306:HIS:CB	4:E:250:LYS:NZ	2.69	0.55
2:C:310:LEU:O	2:C:314:PHE:CD2	2.59	0.55
3:D:27:HIS:O	3:D:28:PHE:CB	2.50	0.55
3:D:32:THR:HG21	3:D:59:GLN:HE21	1.70	0.55
4:E:99:PHE:CB	4:E:102:ALA:HB3	2.33	0.55
3:F:201:ILE:CG2	3:F:203:TYR:CE1	2.89	0.55
3:F:243:MET:CG	3:F:306:HIS:ND1	2.69	0.55

Continued on next page...

Continued from previous page...

Atom-1	Atom-2	Interatomic distance (Å)	Clash overlap (Å)
3:F:295:VAL:O	3:F:299:HIS:N	2.37	0.55
1:G:93:MET:HG3	1:G:206:ASP:OD2	2.06	0.55
1:G:218:LEU:C	1:G:219:PHE:CD1	2.80	0.55
1:G:284:LEU:O	1:G:288:MET:CB	2.54	0.55
2:H:162:LEU:HD12	2:H:198:LYS:C	2.26	0.55
3:I:21:PRO:HB3	3:I:62:ASP:CG	2.26	0.55
3:I:56:LEU:HD11	3:I:100:PHE:CE2	2.40	0.55
4:J:47:GLU:OE2	4:J:130:ALA:HB2	2.06	0.55
4:J:102:ALA:HB2	4:J:121:ALA:CB	2.33	0.55
4:J:143:LEU:HD12	4:J:210:PHE:O	2.06	0.55
4:J:161:ALA:HA	4:J:163:GLU:OE2	2.07	0.55
1:L:11:LEU:HD22	1:L:11:LEU:N	2.22	0.55
1:L:32:ARG:HG3	1:L:59:ALA:O	2.05	0.55
1:L:247:GLU:CD	2:M:320:HIS:NE2	2.59	0.55
2:M:219:LEU:HD11	2:M:221:ILE:HG22	1.87	0.55
4:O:22:LYS:HG3	4:O:23:THR:N	2.21	0.55
3:P:200:ASP:N	3:P:200:ASP:OD1	2.39	0.55
3:P:390:GLU:O	3:P:393:SER:OG	2.21	0.55
2:R:77:ILE:O	2:R:77:ILE:CG1	2.54	0.55
2:R:80:LEU:O	2:R:112:VAL:CG2	2.54	0.55
2:R:219:LEU:HD11	2:R:221:ILE:HG22	1.87	0.55
3:S:135:PHE:CA	3:S:209:ARG:HB3	2.35	0.55
3:S:198:TYR:N	3:S:198:TYR:CD1	2.73	0.55
3:S:287:SER:HA	3:S:290:ILE:HD13	1.86	0.55
4:T:148:GLN:NE2	4:T:148:GLN:CA	2.59	0.55
4:T:161:ALA:HA	4:T:163:GLU:OE2	2.06	0.55
4:T:438:ASN:OD1	4:T:442:ILE:HD11	2.06	0.55
3:U:36:GLN:HA	3:U:164:ARG:HH21	1.70	0.55
3:U:295:VAL:O	3:U:299:HIS:HB2	2.06	0.55
1:V:10:VAL:O	1:V:13:GLU:HB2	2.06	0.55
1:V:245:ALA:HB1	2:W:320:HIS:HD2	1.70	0.55
2:W:20:HIS:CG	2:W:20:HIS:O	2.58	0.55
2:W:31:VAL:HG13	2:W:31:VAL:O	2.06	0.55
2:W:58:MET:CE	2:W:122:PRO:HD2	2.36	0.55
2:W:77:ILE:O	2:W:77:ILE:CG1	2.54	0.55
2:W:231:ASN:O	2:W:235:PRO:HD3	2.06	0.55
3:X:52:THR:OG1	3:X:53:ASN:N	2.39	0.55
4:Y:44:GLU:CA	4:Y:129:ILE:CD1	2.72	0.55
4:Y:262:THR:CG2	4:Y:265:LEU:HD12	2.37	0.55
3:Z:48:GLN:HB2	3:Z:130:ILE:HG23	1.89	0.55
3:Z:87:LEU:N	3:Z:87:LEU:CD2	2.59	0.55

Continued on next page...

Continued from previous page...

Atom-1	Atom-2	Interatomic distance (Å)	Clash overlap (Å)
3:Z:187:TRP:NE1	3:Z:196:THR:CG2	2.69	0.55
3:Z:243:MET:CG	3:Z:306:HIS:ND1	2.69	0.55
3:Z:265:PRO:O	3:Z:268:SER:HB3	2.06	0.55
2:1:41:ASN:ND2	2:1:185:THR:OG1	2.39	0.55
2:1:52:LEU:HD22	2:1:52:LEU:N	2.20	0.55
2:1:114:PRO:HG2	2:1:115:ASN:N	2.21	0.55
2:1:426:THR:HA	2:1:429:ILE:HG23	1.87	0.55
3:2:60:TRP:HZ3	3:2:116:ILE:HG13	1.71	0.55
3:2:101:ALA:O	3:2:102:ILE:HD13	2.06	0.55
3:2:171:MET:SD	3:2:174:GLY:CA	2.94	0.55
3:2:245:LEU:HD23	4:3:255:ILE:HG21	1.84	0.55
3:2:278:MET:SD	3:2:281:THR:OG1	2.57	0.55
3:2:289:ILE:O	3:2:293:VAL:HG23	2.06	0.55
3:2:291:VAL:HG12	3:2:295:VAL:CG1	2.37	0.55
4:3:161:ALA:HA	4:3:163:GLU:OE2	2.06	0.55
4:3:172:ILE:HG23	4:3:175:GLU:N	2.21	0.55
4:3:441:LEU:CD1	4:3:441:LEU:O	2.54	0.55
3:A:48:GLN:HB2	3:A:130:ILE:HG23	1.89	0.55
3:A:243:MET:CG	3:A:306:HIS:ND1	2.69	0.55
3:A:291:VAL:O	3:A:294:VAL:HG12	2.06	0.55
1:B:53:SER:HB3	2:C:99:ASP:OD1	2.05	0.55
1:B:440:LEU:HA	1:B:443:PHE:CB	2.36	0.55
2:C:58:MET:HE1	2:C:120:TRP:CZ2	2.41	0.55
2:C:180:ASP:N	2:C:181:PRO:CD	2.69	0.55
2:C:429:ILE:HD12	2:C:429:ILE:C	2.27	0.55
2:C:454:ASP:O	2:C:458:MET:N	2.40	0.55
3:D:67:TRP:CD1	3:D:71:ASP:HB3	2.41	0.55
3:D:187:TRP:CH2	3:D:189:TYR:CB	2.86	0.55
3:D:305:THR:HG22	3:D:400:LYS:HB3	1.88	0.55
3:F:33:VAL:HG22	3:F:158:ILE:HG12	1.86	0.55
1:G:46:LYS:CB	1:G:278:PRO:CD	2.69	0.55
1:G:88:PRO:O	1:G:90:ILE:N	2.34	0.55
1:G:241:LEU:CD1	2:H:314:PHE:CD1	2.90	0.55
1:G:247:GLU:CD	2:H:320:HIS:NE2	2.59	0.55
1:G:418:ALA:HA	1:G:421:PHE:CE2	2.40	0.55
2:H:50:GLU:CB	2:H:132:ILE:HB	2.35	0.55
2:H:80:LEU:O	2:H:112:VAL:CG2	2.54	0.55
2:H:110:VAL:HG22	2:H:120:TRP:CG	2.42	0.55
2:H:475:MET:HA	2:H:478:PHE:CE2	2.40	0.55
3:I:46:VAL:CB	3:I:272:PRO:HD3	2.37	0.55
3:I:49:ILE:CD1	3:I:125:LYS:HE3	2.35	0.55

Continued on next page...

Continued from previous page...

Atom-1	Atom-2	Interatomic distance (Å)	Clash overlap (Å)
4:J:99:PHE:CZ	4:J:123:TYR:CE2	2.93	0.55
4:J:172:ILE:HG21	4:J:174:PRO:HG2	1.88	0.55
4:J:241:PHE:C	4:J:243:PRO:HD2	2.27	0.55
3:K:45:GLU:CD	3:K:134:HIS:HD1	2.09	0.55
1:L:40:LEU:HD22	1:L:51:THR:O	2.06	0.55
1:L:53:SER:HB3	2:M:99:ASP:OD1	2.05	0.55
1:L:272:GLU:HG3	1:L:275:LEU:HD12	1.87	0.55
2:M:97:ASN:CG	2:M:128:SER:HB2	2.24	0.55
3:N:198:TYR:HD1	3:N:198:TYR:N	2.03	0.55
3:N:305:THR:HG22	3:N:400:LYS:HB3	1.88	0.55
3:N:390:GLU:O	3:N:393:SER:HB2	2.07	0.55
4:O:177:PHE:HB2	4:O:185:ILE:HD12	1.86	0.55
4:O:246:ALA:CB	4:O:250:LYS:HZ2	2.19	0.55
3:P:33:VAL:HG22	3:P:158:ILE:HG12	1.86	0.55
3:P:107:LYS:O	3:P:108:LEU:CD2	2.54	0.55
3:P:234:TYR:CZ	3:P:410:LEU:HD11	2.40	0.55
3:P:243:MET:CG	3:P:306:HIS:ND1	2.69	0.55
3:P:245:LEU:HD21	1:Q:250:SER:HA	1.86	0.55
3:P:295:VAL:O	3:P:299:HIS:HB2	2.06	0.55
2:R:31:VAL:HG13	2:R:31:VAL:O	2.06	0.55
2:R:41:ASN:ND2	2:R:185:THR:OG1	2.39	0.55
2:R:110:VAL:HG22	2:R:120:TRP:CG	2.42	0.55
2:R:245:LEU:HB3	2:R:249:LEU:HD11	1.88	0.55
2:R:288:ILE:HD13	2:R:290:LYS:HD2	1.87	0.55
2:R:311:ASN:O	2:R:315:ARG:CA	2.54	0.55
2:R:480:ARG:C	2:R:482:PRO:HD2	2.26	0.55
3:S:67:TRP:CD1	3:S:71:ASP:HB3	2.41	0.55
3:S:101:ALA:O	3:S:102:ILE:HB	2.06	0.55
3:S:305:THR:CG2	3:S:400:LYS:HB3	2.35	0.55
4:T:103:TYR:CD2	4:T:104:TYR:CD1	2.95	0.55
4:T:122:ILE:HD13	4:T:122:ILE:N	2.16	0.55
3:U:130:ILE:HD13	3:U:130:ILE:H	1.71	0.55
1:V:67:TRP:HB2	1:V:72:TYR:CB	2.36	0.55
1:V:224:THR:O	1:V:227:PRO:CD	2.49	0.55
1:V:262:PHE:HD1	1:V:262:PHE:N	2.04	0.55
1:V:279:ILE:CG2	1:V:280:ILE:N	2.48	0.55
2:W:42:LEU:CA	2:W:54:THR:HG22	2.35	0.55
2:W:50:GLU:CB	2:W:132:ILE:HB	2.35	0.55
2:W:131:PRO:CG	2:W:145:SER:H	2.17	0.55
2:W:199:LYS:C	2:W:199:LYS:NZ	2.58	0.55
2:W:204:ASP:O	2:W:207:PRO:HG2	2.05	0.55

Continued on next page...

Continued from previous page...

Atom-1	Atom-2	Interatomic distance (Å)	Clash overlap (Å)
2:W:449:VAL:O	2:W:452:THR:HG22	2.06	0.55
3:X:67:TRP:CD1	3:X:71:ASP:HB3	2.41	0.55
3:X:171:MET:SD	3:X:174:GLY:CA	2.94	0.55
3:X:254:THR:HG23	3:X:255:VAL:N	2.22	0.55
4:Y:56:GLU:CA	4:Y:118:LEU:HG	2.28	0.55
4:Y:136:PHE:HA	4:Y:138:TRP:CZ3	2.41	0.55
4:Y:241:PHE:C	4:Y:243:PRO:HD2	2.27	0.55
4:Y:255:ILE:HD11	4:Y:304:LEU:CD1	2.28	0.55
3:Z:175:GLU:N	3:Z:176:TRP:CE3	2.74	0.55
3:Z:295:VAL:O	3:Z:299:HIS:HB2	2.06	0.55
1:0:10:VAL:O	1:0:13:GLU:HB2	2.06	0.55
1:0:40:LEU:CB	1:0:52:THR:HG23	2.37	0.55
1:0:132:VAL:HG12	1:0:279:ILE:C	2.26	0.55
1:0:269:LYS:HD2	1:0:269:LYS:C	2.26	0.55
1:0:458:ALA:O	1:0:462:VAL:CG2	2.51	0.55
2:1:36:SER:HB3	2:1:59:ASP:HB2	1.88	0.55
2:1:67:LEU:HD11	2:1:113:ARG:O	2.05	0.55
2:1:155:ALA:H	2:1:211:ASN:HA	1.71	0.55
2:1:180:ASP:CB	2:1:195:LYS:HB2	2.37	0.55
2:1:311:ASN:O	2:1:315:ARG:CA	2.54	0.55
3:2:27:HIS:O	3:2:28:PHE:CB	2.50	0.55
3:2:37:LEU:CB	3:2:54:VAL:HG13	2.36	0.55
3:2:186:HIS:CG	3:2:187:TRP:N	2.74	0.55
4:3:74:ILE:C	4:3:76:LEU:H	2.10	0.55
4:3:151:ASN:HA	4:3:205:PHE:CG	2.40	0.55
3:A:262:GLU:C	3:A:265:PRO:HD2	2.26	0.55
3:A:399:TRP:HA	3:A:399:TRP:HE3	1.72	0.55
1:B:218:LEU:C	1:B:219:PHE:CD1	2.80	0.55
1:B:281:ILE:H	1:B:281:ILE:CD1	2.18	0.55
2:C:216:THR:C	2:C:217:PHE:CD1	2.77	0.55
2:C:260:ALA:HB3	2:C:313:HIS:NE2	2.22	0.55
3:D:101:ALA:O	3:D:102:ILE:HD13	2.06	0.55
3:D:390:GLU:O	3:D:393:SER:HB2	2.07	0.55
4:E:44:GLU:CA	4:E:129:ILE:CD1	2.72	0.55
4:E:47:GLU:O	4:E:126:THR:HA	2.07	0.55
4:E:47:GLU:OE2	4:E:130:ALA:HB2	2.06	0.55
4:E:136:PHE:CD2	4:E:472:ASN:HA	2.41	0.55
4:E:151:ASN:HA	4:E:205:PHE:CB	2.36	0.55
4:E:262:THR:HG1	4:E:265:LEU:HD12	1.68	0.55
3:F:420:ILE:CG1	3:F:421:GLY:N	2.68	0.55
2:H:13:ILE:HG23	2:H:82:LEU:HD21	1.89	0.55

Continued on next page...

Continued from previous page...

Atom-1	Atom-2	Interatomic distance (Å)	Clash overlap (Å)
2:H:154:ASN:CB	2:H:211:ASN:HB3	2.23	0.55
3:I:47:ASN:O	3:I:48:GLN:CG	2.47	0.55
4:J:172:ILE:HG23	4:J:175:GLU:N	2.21	0.55
3:K:167:LEU:O	3:K:167:LEU:HD23	2.06	0.55
3:K:175:GLU:OE1	3:K:211:PRO:HG3	2.06	0.55
3:K:175:GLU:N	3:K:176:TRP:CE3	2.74	0.55
3:K:218:VAL:CG1	3:K:219:ILE:N	2.69	0.55
3:K:227:PHE:HA	3:K:230:VAL:CB	2.28	0.55
3:K:265:PRO:HD2	3:K:266:SER:H	1.70	0.55
3:K:416:LEU:O	3:K:420:ILE:N	2.36	0.55
1:L:156:VAL:CG2	1:L:157:ILE:N	2.69	0.55
2:M:31:VAL:HG13	2:M:31:VAL:O	2.06	0.55
2:M:83:ARG:HB3	2:M:84:PRO:CD	2.31	0.55
2:M:216:THR:C	2:M:217:PHE:CD1	2.77	0.55
2:M:274:THR:HG22	2:M:275:SER:N	2.21	0.55
3:N:67:TRP:CD1	3:N:71:ASP:HB3	2.41	0.55
3:N:157:SER:CA	3:N:199:LEU:HD12	2.35	0.55
3:N:187:TRP:CH2	3:N:189:TYR:CB	2.86	0.55
3:N:209:ARG:HG2	3:N:210:ILE:H	1.71	0.55
3:N:291:VAL:HG12	3:N:295:VAL:CG1	2.37	0.55
4:O:44:GLU:CA	4:O:129:ILE:CD1	2.72	0.55
4:O:151:ASN:HA	4:O:205:PHE:CB	2.36	0.55
4:O:452:TRP:HA	4:O:452:TRP:CE3	2.41	0.55
3:P:54:VAL:N	3:P:122:ALA:O	2.32	0.55
3:P:93:TYR:CZ	3:P:200:ASP:HB3	2.40	0.55
3:P:97:ASP:HB2	3:P:127:TYR:HB2	1.88	0.55
3:P:163:ASP:OD1	3:P:164:ARG:N	2.39	0.55
3:P:201:ILE:CG2	3:P:203:TYR:CE1	2.90	0.55
3:P:306:HIS:CB	4:T:250:LYS:NZ	2.69	0.55
1:Q:50:MET:HB3	1:Q:126:SER:OG	2.06	0.55
1:Q:65:LEU:HD23	1:Q:110:VAL:CG1	2.36	0.55
2:R:36:SER:HB3	2:R:59:ASP:HB2	1.88	0.55
2:R:37:LEU:HD12	2:R:217:PHE:CE2	2.42	0.55
2:R:204:ASP:O	2:R:207:PRO:HG2	2.05	0.55
2:R:260:ALA:HB3	2:R:313:HIS:NE2	2.22	0.55
2:R:310:LEU:O	2:R:314:PHE:CD2	2.59	0.55
3:S:254:THR:HG23	3:S:255:VAL:N	2.22	0.55
4:T:172:ILE:CG1	4:T:174:PRO:HD2	2.21	0.55
4:T:189:PRO:HB2	4:T:211:PHE:CD2	2.41	0.55
4:T:246:ALA:CB	4:T:250:LYS:HG3	2.24	0.55
3:U:226:SER:O	3:U:230:VAL:N	2.34	0.55

Continued on next page...

Continued from previous page...

Atom-1	Atom-2	Interatomic distance (Å)	Clash overlap (Å)
1:V:40:LEU:HA	1:V:52:THR:HG23	1.87	0.55
1:V:227:PRO:C	1:V:231:ILE:HG12	2.27	0.55
2:W:80:LEU:O	2:W:112:VAL:CG2	2.54	0.55
2:W:97:ASN:CG	2:W:128:SER:HB2	2.24	0.55
2:W:480:ARG:C	2:W:482:PRO:HD2	2.26	0.55
3:X:101:ALA:O	3:X:102:ILE:HB	2.06	0.55
3:X:291:VAL:HG12	3:X:295:VAL:CG1	2.37	0.55
4:Y:103:TYR:CD2	4:Y:104:TYR:CD1	2.95	0.55
3:Z:54:VAL:N	3:Z:122:ALA:O	2.32	0.55
3:Z:151:TYR:HB2	3:Z:156:VAL:HG13	1.88	0.55
1:O:284:LEU:HA	1:O:287:ILE:CG1	2.34	0.55
1:O:440:LEU:HA	1:O:443:PHE:CB	2.36	0.55
2:1:180:ASP:H	2:1:181:PRO:HD2	1.71	0.55
2:1:199:LYS:C	2:1:199:LYS:HZ2	2.10	0.55
2:1:260:ALA:HB3	2:1:313:HIS:NE2	2.22	0.55
3:2:377:GLU:HA	3:2:380:LYS:CE	2.37	0.55
4:3:303:VAL:HA	4:3:306:VAL:HB	1.87	0.55
3:A:160:PRO:HG2	3:A:185:LYS:HZ3	1.72	0.55
3:A:237:THR:OG1	3:A:407:ASP:OD1	2.20	0.55
1:B:108:VAL:HG12	1:B:109:LEU:N	2.22	0.55
1:B:224:THR:O	1:B:227:PRO:CD	2.49	0.55
1:B:438:LEU:HD22	1:B:441:TYR:CD2	2.41	0.55
2:C:17:TYR:CE2	2:C:19:LYS:HA	2.41	0.55
2:C:20:HIS:O	2:C:20:HIS:CG	2.58	0.55
2:C:80:LEU:O	2:C:112:VAL:CG2	2.54	0.55
2:C:180:ASP:H	2:C:181:PRO:HD2	1.71	0.55
2:C:272:LEU:O	2:C:276:GLN:HG2	2.07	0.55
3:D:21:PRO:HB3	3:D:62:ASP:CG	2.26	0.55
3:D:177:VAL:HG12	3:D:208:GLN:HG2	1.88	0.55
3:D:305:THR:CB	3:D:401:TYR:HD2	2.19	0.55
4:E:100:GLU:HB2	4:E:122:ILE:HG12	1.89	0.55
4:E:161:ALA:HA	4:E:163:GLU:OE2	2.06	0.55
3:F:2:GLU:O	3:F:7:LEU:HD21	2.05	0.55
3:F:89:ASP:OD2	3:F:151:TYR:CE2	2.60	0.55
3:F:130:ILE:HD13	3:F:130:ILE:H	1.71	0.55
3:F:218:VAL:CG1	3:F:219:ILE:N	2.69	0.55
3:F:306:HIS:CB	4:J:250:LYS:NZ	2.69	0.55
1:G:262:PHE:HD1	1:G:262:PHE:N	2.04	0.55
1:G:304:LEU:HD23	1:G:304:LEU:C	2.26	0.55
1:G:438:LEU:HD22	1:G:441:TYR:CD2	2.41	0.55
2:H:17:TYR:CE2	2:H:19:LYS:HA	2.41	0.55

Continued on next page...

Continued from previous page...

Atom-1	Atom-2	Interatomic distance (Å)	Clash overlap (Å)
2:H:62:TRP:HH2	2:H:120:TRP:HB3	1.70	0.55
2:H:95:GLN:HB2	2:H:147:LYS:O	2.06	0.55
2:H:180:ASP:N	2:H:181:PRO:CD	2.69	0.55
3:I:291:VAL:HG12	3:I:295:VAL:CG1	2.37	0.55
4:J:27:VAL:HB	4:J:154:GLU:C	2.27	0.55
4:J:262:THR:CG2	4:J:265:LEU:HD12	2.37	0.55
3:K:54:VAL:N	3:K:122:ALA:O	2.32	0.55
3:K:105:MET:O	3:K:105:MET:HG2	2.06	0.55
3:K:261:VAL:O	3:K:265:PRO:HG3	2.06	0.55
3:K:418:CYS:O	3:K:422:THR:HB	2.06	0.55
3:K:420:ILE:HG13	3:K:421:GLY:H	1.72	0.55
1:L:46:LYS:CG	1:L:278:PRO:CD	2.84	0.55
1:L:67:TRP:HB2	1:L:72:TYR:CB	2.36	0.55
1:L:129:THR:C	1:L:131:LYS:N	2.57	0.55
2:M:80:LEU:O	2:M:112:VAL:CG2	2.54	0.55
2:M:221:ILE:HG13	2:M:222:ARG:N	2.20	0.55
2:M:260:ALA:HB3	2:M:313:HIS:NE2	2.22	0.55
2:M:307:GLY:HA2	2:M:310:LEU:CD2	2.26	0.55
3:N:21:PRO:HB3	3:N:62:ASP:CG	2.26	0.55
4:O:103:TYR:CD2	4:O:104:TYR:CD1	2.95	0.55
4:O:255:ILE:HD11	4:O:304:LEU:CD1	2.28	0.55
3:P:89:ASP:OD2	3:P:151:TYR:CE2	2.60	0.55
3:P:187:TRP:NE1	3:P:196:THR:CG2	2.69	0.55
1:Q:32:ARG:HG3	1:Q:59:ALA:O	2.06	0.55
1:Q:40:LEU:HD22	1:Q:51:THR:O	2.06	0.55
1:Q:218:LEU:C	1:Q:219:PHE:CD1	2.80	0.55
1:Q:241:LEU:HD23	1:Q:248:LYS:HE2	1.87	0.55
1:Q:279:ILE:CG2	1:Q:280:ILE:N	2.48	0.55
2:R:20:HIS:O	2:R:20:HIS:CG	2.58	0.55
2:R:83:ARG:HB3	2:R:84:PRO:CD	2.31	0.55
2:R:188:GLY:HA3	2:R:190:TRP:CZ3	2.42	0.55
2:R:274:THR:HG22	2:R:275:SER:N	2.21	0.55
4:T:27:VAL:HB	4:T:154:GLU:C	2.27	0.55
4:T:56:GLU:CA	4:T:118:LEU:HG	2.28	0.55
4:T:247:GLY:N	4:T:250:LYS:NZ	2.45	0.55
4:T:303:VAL:HA	4:T:306:VAL:HB	1.87	0.55
3:U:1:SER:H2	3:U:4:GLU:HB2	1.68	0.55
3:U:291:VAL:O	3:U:294:VAL:HG12	2.06	0.55
3:U:303:PRO:CB	3:U:400:LYS:HE2	2.36	0.55
1:V:136:PRO:HD3	1:V:280:ILE:CD1	2.36	0.55
1:V:284:LEU:O	1:V:288:MET:CB	2.54	0.55

Continued on next page...

Continued from previous page...

Atom-1	Atom-2	Interatomic distance (Å)	Clash overlap (Å)
2:W:188:GLY:HA3	2:W:190:TRP:CZ3	2.42	0.55
3:X:37:LEU:CB	3:X:54:VAL:HG13	2.36	0.55
3:X:106:THR:CG2	3:X:107:LYS:H	2.09	0.55
4:Y:151:ASN:HA	4:Y:205:PHE:CB	2.36	0.55
3:Z:37:LEU:H	3:Z:164:ARG:HH22	1.55	0.55
3:Z:144:MET:HB2	3:Z:203:TYR:HB2	1.87	0.55
3:Z:163:ASP:OD1	3:Z:164:ARG:N	2.39	0.55
3:Z:230:VAL:CG1	3:Z:414:PHE:HZ	2.15	0.55
1:O:108:VAL:HG12	1:O:109:LEU:N	2.22	0.55
1:O:245:ALA:HB1	2:1:320:HIS:HD2	1.70	0.55
2:1:161:ASP:HA	2:1:199:LYS:HG2	1.89	0.55
2:1:194:HIS:ND1	2:1:195:LYS:N	2.51	0.55
2:1:274:THR:HG22	2:1:275:SER:N	2.21	0.55
4:3:136:PHE:CD2	4:3:472:ASN:HA	2.41	0.55
3:A:33:VAL:HG23	3:A:158:ILE:HG12	1.89	0.55
3:A:45:GLU:CD	3:A:134:HIS:HD1	2.09	0.55
3:A:167:LEU:HA	3:A:170:PHE:CB	2.35	0.55
3:A:235:LEU:HA	1:B:306:HIS:HD2	1.67	0.55
3:A:303:PRO:CB	3:A:400:LYS:HE2	2.36	0.55
1:B:10:VAL:O	1:B:13:GLU:HB2	2.06	0.55
1:B:226:VAL:CG2	1:B:227:PRO:CD	2.84	0.55
2:C:50:GLU:CB	2:C:132:ILE:HB	2.35	0.55
2:C:161:ASP:HA	2:C:199:LYS:HG2	1.89	0.55
2:C:480:ARG:C	2:C:482:PRO:HD2	2.26	0.55
4:E:113:GLY:C	4:E:115:MET:SD	2.85	0.55
3:F:97:ASP:HB2	3:F:127:TYR:HB2	1.88	0.55
3:F:134:HIS:HE1	3:F:209:ARG:HD2	1.72	0.55
3:F:145:LYS:HZ3	3:F:202:THR:HG21	1.70	0.55
3:F:419:ILE:O	3:F:423:VAL:N	2.38	0.55
1:G:241:LEU:HD23	1:G:248:LYS:HE2	1.87	0.55
2:H:8:ILE:CD1	2:H:69:TRP:HZ3	2.19	0.55
2:H:206:PHE:N	2:H:207:PRO:CD	2.68	0.55
3:I:250:LEU:O	3:I:253:LEU:HD22	2.06	0.55
4:J:26:HIS:O	4:J:27:VAL:O	2.25	0.55
4:J:91:LEU:CB	4:J:95:VAL:H	2.16	0.55
4:J:103:TYR:CD2	4:J:104:TYR:CD1	2.94	0.55
4:J:128:PRO:C	4:J:129:ILE:HG23	2.27	0.55
4:J:303:VAL:O	4:J:306:VAL:HB	2.06	0.55
3:K:67:TRP:CB	3:K:71:ASP:HB3	2.37	0.55
3:K:225:PHE:HD1	3:K:229:THR:HG1	1.54	0.55
1:L:40:LEU:HA	1:L:52:THR:HG23	1.87	0.55

Continued on next page...

Continued from previous page...

Atom-1	Atom-2	Interatomic distance (Å)	Clash overlap (Å)
1:L:241:LEU:CD1	2:M:314:PHE:CD1	2.89	0.55
1:L:283:TYR:HD1	1:L:283:TYR:H	1.54	0.55
1:L:300:VAL:O	1:L:304:LEU:N	2.39	0.55
2:M:161:ASP:HA	2:M:199:LYS:HG2	1.89	0.55
2:M:180:ASP:N	2:M:181:PRO:CD	2.69	0.55
2:M:241:PHE:O	2:M:245:LEU:N	2.27	0.55
2:M:272:LEU:O	2:M:276:GLN:HG2	2.07	0.55
3:N:46:VAL:CB	3:N:272:PRO:HD3	2.37	0.55
3:N:395:ALA:O	3:N:399:TRP:CD2	2.60	0.55
4:O:241:PHE:C	4:O:243:PRO:HD2	2.27	0.55
3:P:50:VAL:HG12	3:P:52:THR:CG2	2.36	0.55
1:Q:40:LEU:CB	1:Q:52:THR:HG23	2.37	0.55
1:Q:68:ASP:N	1:Q:72:TYR:HB3	2.22	0.55
1:Q:226:VAL:O	1:Q:230:LEU:CG	2.53	0.55
1:Q:440:LEU:HA	1:Q:443:PHE:CB	2.36	0.55
2:R:7:LEU:HD13	2:R:73:GLU:CD	2.27	0.55
2:R:449:VAL:O	2:R:452:THR:HG22	2.06	0.55
3:S:37:LEU:CB	3:S:54:VAL:HG13	2.36	0.55
3:S:177:VAL:HG12	3:S:208:GLN:HG2	1.88	0.55
4:T:136:PHE:HA	4:T:138:TRP:CZ3	2.41	0.55
4:T:151:ASN:HA	4:T:205:PHE:CB	2.36	0.55
3:U:89:ASP:OD2	3:U:151:TYR:CE2	2.60	0.55
1:V:40:LEU:CB	1:V:52:THR:HG23	2.37	0.55
1:V:152:ASP:CB	1:V:203:SER:CB	2.82	0.55
1:V:226:VAL:O	1:V:230:LEU:CG	2.53	0.55
1:V:226:VAL:HG23	1:V:227:PRO:HD3	1.88	0.55
1:V:246:GLY:C	1:V:248:LYS:N	2.60	0.55
1:V:409:LYS:CE	2:W:423:ILE:HG22	2.37	0.55
3:X:101:ALA:O	3:X:102:ILE:HD13	2.06	0.55
3:X:186:HIS:CG	3:X:187:TRP:N	2.74	0.55
4:Y:172:ILE:HG23	4:Y:175:GLU:N	2.22	0.55
4:Y:469:GLY:O	4:Y:473:GLN:HB2	2.06	0.55
3:Z:35:LEU:C	3:Z:35:LEU:CD2	2.75	0.55
3:Z:76:LYS:HE3	3:Z:112:TYR:CE2	2.42	0.55
3:Z:89:ASP:OD2	3:Z:151:TYR:CE2	2.60	0.55
3:Z:279:LEU:CD1	3:Z:282:MET:HB3	2.37	0.55
3:Z:295:VAL:O	3:Z:299:HIS:N	2.37	0.55
2:1:42:LEU:HA	2:1:54:THR:CG2	2.33	0.55
3:2:21:PRO:HB3	3:2:62:ASP:CG	2.26	0.55
3:2:43:VAL:CG2	3:2:50:VAL:HG13	2.37	0.55
3:2:226:SER:HA	3:2:229:THR:OG1	2.07	0.55

Continued on next page...

Continued from previous page...

Atom-1	Atom-2	Interatomic distance (Å)	Clash overlap (Å)
3:2:390:GLU:O	3:2:393:SER:HB2	2.07	0.55
4:3:19:LYS:HG3	4:3:20:PRO:HD2	1.89	0.55
4:3:22:LYS:HG3	4:3:23:THR:N	2.21	0.55
3:A:37:LEU:H	3:A:164:ARG:HH22	1.55	0.55
3:A:61:ILE:CG2	3:A:115:LYS:HA	2.36	0.55
3:A:151:TYR:HB2	3:A:156:VAL:HG13	1.88	0.55
3:A:262:GLU:HG2	4:E:271:LYS:NZ	2.22	0.55
3:A:279:LEU:CD1	3:A:282:MET:HB3	2.37	0.55
1:B:46:LYS:CG	1:B:278:PRO:CD	2.84	0.55
1:B:50:MET:HB3	1:B:126:SER:OG	2.06	0.55
1:B:227:PRO:C	1:B:231:ILE:HG12	2.27	0.55
1:B:241:LEU:CD1	2:C:314:PHE:CD1	2.89	0.55
1:B:262:PHE:HD1	1:B:262:PHE:N	2.04	0.55
2:C:131:PRO:CG	2:C:145:SER:H	2.17	0.55
2:C:274:THR:HG22	2:C:275:SER:N	2.21	0.55
2:C:460:ILE:O	2:C:463:PRO:HG2	2.06	0.55
3:D:131:ILE:CG1	3:D:133:THR:H	2.05	0.55
3:D:186:HIS:CG	3:D:187:TRP:N	2.74	0.55
4:E:101:VAL:O	4:E:119:PRO:HB2	2.07	0.55
4:E:189:PRO:HB2	4:E:211:PHE:CD2	2.42	0.55
4:E:241:PHE:C	4:E:243:PRO:HD2	2.27	0.55
4:E:270:GLN:O	4:E:273:PRO:CG	2.54	0.55
3:F:35:LEU:C	3:F:35:LEU:CD2	2.75	0.55
3:F:48:GLN:HB2	3:F:130:ILE:HG23	1.89	0.55
1:G:409:LYS:CE	2:H:423:ILE:HG22	2.36	0.55
1:G:426:LYS:HB3	1:G:430:TYR:CZ	2.42	0.55
2:H:39:LEU:O	2:H:183:ALA:CB	2.55	0.55
2:H:147:LYS:HE2	2:H:216:THR:CG2	2.37	0.55
2:H:272:LEU:O	2:H:276:GLN:HG2	2.07	0.55
2:H:310:LEU:O	2:H:314:PHE:CD2	2.59	0.55
4:J:311:PRO:CD	4:J:440:VAL:HG13	2.16	0.55
3:K:134:HIS:HE1	3:K:209:ARG:HD2	1.72	0.55
3:K:242:LYS:HB2	3:K:245:LEU:HB3	1.88	0.55
3:K:276:LYS:HD2	3:K:276:LYS:N	2.19	0.55
3:K:279:LEU:CD1	3:K:282:MET:HB3	2.37	0.55
3:N:43:VAL:CG2	3:N:50:VAL:HG13	2.37	0.55
3:N:254:THR:HG23	3:N:255:VAL:N	2.22	0.55
4:O:26:HIS:O	4:O:27:VAL:O	2.25	0.55
4:O:33:LYS:NZ	4:O:160:SER:OG	2.37	0.55
4:O:55:ILE:HG21	4:O:119:PRO:HG2	1.88	0.55
4:O:100:GLU:HB2	4:O:122:ILE:HG12	1.89	0.55

Continued on next page...

Continued from previous page...

Atom-1	Atom-2	Interatomic distance (Å)	Clash overlap (Å)
4:O:262:THR:CG2	4:O:265:LEU:HD12	2.37	0.55
3:P:151:TYR:HB2	3:P:156:VAL:HG13	1.88	0.55
3:P:242:LYS:HB2	3:P:245:LEU:HB3	1.88	0.55
3:P:261:VAL:O	3:P:265:PRO:HG3	2.06	0.55
1:Q:45:GLU:OE1	1:Q:279:ILE:CD1	2.54	0.55
1:Q:262:PHE:HD1	1:Q:262:PHE:N	2.04	0.55
3:S:27:HIS:O	3:S:28:PHE:CB	2.50	0.55
3:S:52:THR:OG1	3:S:53:ASN:N	2.39	0.55
3:S:226:SER:HA	3:S:229:THR:OG1	2.07	0.55
4:T:270:GLN:O	4:T:273:PRO:CG	2.54	0.55
3:U:67:TRP:CB	3:U:71:ASP:HB3	2.37	0.55
3:U:151:TYR:HB2	3:U:156:VAL:HG13	1.88	0.55
3:U:175:GLU:OE1	3:U:211:PRO:HG3	2.06	0.55
3:U:187:TRP:NE1	3:U:196:THR:CG2	2.69	0.55
1:V:32:ARG:HG3	1:V:59:ALA:O	2.06	0.55
1:V:156:VAL:CG2	1:V:157:ILE:N	2.69	0.55
2:W:114:PRO:HG2	2:W:115:ASN:N	2.21	0.55
2:W:240:SER:O	2:W:244:ALA:N	2.37	0.55
2:W:260:ALA:HB3	2:W:313:HIS:NE2	2.22	0.55
3:X:184:TRP:CE3	3:X:185:LYS:O	2.60	0.55
3:X:209:ARG:HG2	3:X:210:ILE:H	1.71	0.55
3:Z:33:VAL:HG23	3:Z:158:ILE:HG12	1.89	0.55
3:Z:45:GLU:CD	3:Z:134:HIS:HD1	2.09	0.55
3:Z:189:TYR:CA	3:Z:197:PRO:HD2	2.29	0.55
3:Z:292:THR:CA	3:Z:296:ILE:CD1	2.81	0.55
1:0:50:MET:HB3	1:0:126:SER:OG	2.06	0.55
1:0:256:LEU:HD12	1:0:302:LEU:HD13	1.89	0.55
2:1:13:ILE:HG23	2:1:82:LEU:HD21	1.89	0.55
2:1:93:VAL:HG21	2:1:151:LEU:CD1	2.37	0.55
2:1:95:GLN:HB2	2:1:147:LYS:O	2.06	0.55
2:1:434:LYS:NZ	2:1:435:GLU:HG2	2.22	0.55
2:1:454:ASP:O	2:1:458:MET:N	2.39	0.55
3:2:38:ILE:O	3:2:39:GLN:HG3	2.06	0.55
3:2:146:LEU:HD12	3:2:146:LEU:N	2.19	0.55
3:2:287:SER:HA	3:2:290:ILE:HD13	1.86	0.55
4:3:246:ALA:HB1	4:3:250:LYS:HZ2	1.70	0.55
3:A:67:TRP:CB	3:A:71:ASP:HB3	2.37	0.55
3:A:89:ASP:OD2	3:A:151:TYR:CE2	2.60	0.55
3:A:175:GLU:OE1	3:A:211:PRO:HG3	2.06	0.55
1:B:11:LEU:HD22	1:B:11:LEU:N	2.21	0.55
1:B:28:LYS:CG	1:B:154:SER:O	2.54	0.55

Continued on next page...

Continued from previous page...

Atom-1	Atom-2	Interatomic distance (Å)	Clash overlap (Å)
1:B:32:ARG:HH21	1:B:60:TRP:C	2.10	0.55
1:B:441:TYR:CA	1:B:444:ILE:HG22	2.36	0.55
2:C:36:SER:HB3	2:C:59:ASP:HB2	1.88	0.55
2:C:67:LEU:CB	2:C:116:GLY:HA2	2.33	0.55
2:C:162:LEU:HB2	2:C:199:LYS:CB	2.31	0.55
2:C:429:ILE:CG1	2:C:430:VAL:N	2.69	0.55
3:D:46:VAL:CB	3:D:272:PRO:HD3	2.37	0.55
3:D:107:LYS:H	3:D:107:LYS:HD3	1.71	0.55
4:E:19:LYS:HG3	4:E:20:PRO:HD2	1.89	0.55
4:E:55:ILE:HG21	4:E:119:PRO:HG2	1.88	0.55
4:E:452:TRP:HA	4:E:452:TRP:CE3	2.41	0.55
3:F:59:GLN:NE2	3:F:117:MET:CG	2.62	0.55
3:F:167:LEU:O	3:F:167:LEU:HD23	2.06	0.55
1:G:227:PRO:C	1:G:231:ILE:HG12	2.26	0.55
2:H:194:HIS:ND1	2:H:195:LYS:N	2.51	0.55
2:H:480:ARG:C	2:H:482:PRO:HD2	2.26	0.55
3:I:230:VAL:HG22	3:I:234:TYR:HE1	1.72	0.55
4:J:19:LYS:HG3	4:J:20:PRO:HD2	1.89	0.55
4:J:33:LYS:NZ	4:J:160:SER:OG	2.38	0.55
4:J:246:ALA:HB1	4:J:250:LYS:HZ2	1.70	0.55
3:K:35:LEU:C	3:K:35:LEU:CD2	2.75	0.55
3:K:93:TYR:N	3:K:93:TYR:CD1	2.75	0.55
3:K:160:PRO:HG3	3:K:185:LYS:HE2	1.89	0.55
3:K:291:VAL:O	3:K:294:VAL:HG12	2.06	0.55
1:L:226:VAL:CG2	1:L:227:PRO:CD	2.84	0.55
2:M:59:ASP:OD1	2:M:121:LEU:CD1	2.55	0.55
2:M:288:ILE:HD13	2:M:290:LYS:HD2	1.87	0.55
3:N:245:LEU:HD23	4:O:255:ILE:HG21	1.84	0.55
3:N:377:GLU:HA	3:N:380:LYS:CE	2.37	0.55
4:O:19:LYS:HG3	4:O:20:PRO:HD2	1.89	0.55
4:O:74:ILE:C	4:O:76:LEU:H	2.10	0.55
4:O:101:VAL:O	4:O:119:PRO:HB2	2.07	0.55
4:O:128:PRO:C	4:O:129:ILE:HG23	2.27	0.55
3:P:130:ILE:HD13	3:P:130:ILE:H	1.71	0.55
3:P:303:PRO:CB	3:P:400:LYS:HE2	2.36	0.55
1:Q:441:TYR:CA	1:Q:444:ILE:HG22	2.36	0.55
2:R:114:PRO:HG2	2:R:115:ASN:N	2.21	0.55
2:R:201:ILE:HB	2:R:213:GLN:OE1	2.06	0.55
2:R:258:SER:O	2:R:261:ILE:HB	2.07	0.55
3:S:64:ARG:CA	3:S:66:ARG:HH11	2.06	0.55
3:S:141:ASN:HB3	3:S:206:ILE:HG12	1.89	0.55

Continued on next page...

Continued from previous page...

Atom-1	Atom-2	Interatomic distance (Å)	Clash overlap (Å)
3:U:262:GLU:HG2	4:Y:271:LYS:HZ1	1.72	0.55
3:U:399:TRP:HA	3:U:399:TRP:HE3	1.72	0.55
1:V:11:LEU:HD22	1:V:11:LEU:N	2.22	0.55
1:V:108:VAL:HG12	1:V:109:LEU:N	2.22	0.55
1:V:218:LEU:C	1:V:219:PHE:CD1	2.80	0.55
2:W:36:SER:HB3	2:W:59:ASP:HB2	1.88	0.55
2:W:71:ALA:O	2:W:76:ASP:N	2.38	0.55
2:W:245:LEU:HB3	2:W:249:LEU:HD11	1.88	0.55
2:W:272:LEU:O	2:W:276:GLN:HG2	2.06	0.55
2:W:274:THR:HG22	2:W:275:SER:N	2.21	0.55
2:W:311:ASN:O	2:W:315:ARG:CA	2.54	0.55
2:W:460:ILE:O	2:W:463:PRO:HG2	2.06	0.55
3:X:141:ASN:HB3	3:X:206:ILE:HG12	1.89	0.55
3:X:395:ALA:O	3:X:399:TRP:CD2	2.60	0.55
4:Y:27:VAL:HB	4:Y:154:GLU:C	2.27	0.55
4:Y:143:LEU:HD12	4:Y:210:PHE:O	2.06	0.55
4:Y:270:GLN:O	4:Y:273:PRO:CG	2.54	0.55
3:Z:93:TYR:CD1	3:Z:93:TYR:N	2.75	0.55
3:Z:105:MET:O	3:Z:105:MET:HG2	2.06	0.55
3:Z:218:VAL:CG1	3:Z:219:ILE:N	2.69	0.55
1:0:32:ARG:HH21	1:0:60:TRP:C	2.11	0.55
1:0:68:ASP:N	1:0:72:TYR:HB3	2.22	0.55
2:1:12:LEU:HD12	2:1:16:LYS:CD	2.37	0.55
2:1:53:THR:HA	2:1:126:PHE:O	2.07	0.55
2:1:429:ILE:HD12	2:1:429:ILE:C	2.27	0.55
2:1:481:PRO:N	2:1:482:PRO:HD2	2.22	0.55
3:2:406:ILE:O	3:2:410:LEU:HD23	2.07	0.55
3:2:409:ILE:HG13	3:2:410:LEU:N	2.22	0.55
4:3:37:THR:OG1	4:3:54:TRP:CE3	2.60	0.55
4:3:143:LEU:HD12	4:3:210:PHE:O	2.06	0.55
4:3:184:THR:CG2	4:3:215:GLN:HG2	2.37	0.55
4:3:189:PRO:HB2	4:3:211:PHE:CD2	2.42	0.55
4:3:246:ALA:CB	4:3:250:LYS:HZ2	2.19	0.55
3:A:274:ILE:CG1	3:A:277:TYR:CE1	2.81	0.55
3:A:294:VAL:CG1	3:A:295:VAL:H	2.19	0.55
1:B:129:THR:C	1:B:131:LYS:N	2.57	0.55
1:B:241:LEU:HD23	1:B:248:LYS:HE2	1.87	0.55
2:C:39:LEU:O	2:C:183:ALA:CB	2.55	0.55
2:C:58:MET:CE	2:C:122:PRO:HD2	2.36	0.55
2:C:59:ASP:OD1	2:C:121:LEU:CD1	2.55	0.55
2:C:188:GLY:HA3	2:C:190:TRP:CZ3	2.42	0.55

Continued on next page...

Continued from previous page...

Atom-1	Atom-2	Interatomic distance (Å)	Clash overlap (Å)
2:C:201:ILE:HB	2:C:213:GLN:OE1	2.06	0.55
2:C:475:MET:HA	2:C:478:PHE:CE2	2.40	0.55
3:D:60:TRP:HZ3	3:D:116:ILE:HG13	1.71	0.55
3:D:226:SER:HA	3:D:229:THR:OG1	2.07	0.55
3:D:289:ILE:O	3:D:293:VAL:HG23	2.06	0.55
4:E:37:THR:OG1	4:E:54:TRP:CE3	2.60	0.55
4:E:81:SER:OG	4:E:82:GLU:N	2.39	0.55
4:E:128:PRO:C	4:E:129:ILE:HG23	2.27	0.55
4:E:172:ILE:HG23	4:E:175:GLU:N	2.21	0.55
3:F:67:TRP:CB	3:F:71:ASP:HB3	2.37	0.55
3:F:76:LYS:HE3	3:F:112:TYR:CE2	2.42	0.55
3:F:291:VAL:O	3:F:294:VAL:HG12	2.06	0.55
3:F:376:ILE:HG23	3:F:380:LYS:HZ1	1.72	0.55
1:G:9:SER:CA	1:G:12:PHE:CE1	2.78	0.55
1:G:65:LEU:HD23	1:G:110:VAL:CG1	2.36	0.55
1:G:67:TRP:HB2	1:G:72:TYR:CB	2.36	0.55
1:G:441:TYR:CA	1:G:444:ILE:HG22	2.36	0.55
2:H:7:LEU:HD13	2:H:73:GLU:CD	2.27	0.55
2:H:13:ILE:CD1	2:H:82:LEU:HD11	2.26	0.55
2:H:33:ILE:HD12	2:H:158:ILE:HD11	1.88	0.55
2:H:58:MET:CE	2:H:122:PRO:HD2	2.36	0.55
2:H:103:ASN:HD22	2:H:106:TYR:HE2	1.52	0.55
2:H:188:GLY:HA3	2:H:190:TRP:CZ3	2.42	0.55
2:H:311:ASN:O	2:H:315:ARG:CA	2.54	0.55
2:H:429:ILE:HD12	2:H:429:ILE:C	2.27	0.55
3:I:395:ALA:O	3:I:399:TRP:CD2	2.60	0.55
4:J:35:THR:CB	4:J:54:TRP:HE3	2.18	0.55
4:J:37:THR:OG1	4:J:54:TRP:CE3	2.60	0.55
3:K:37:LEU:H	3:K:164:ARG:HH22	1.55	0.55
3:K:89:ASP:OD2	3:K:150:THR:CG2	2.45	0.55
3:K:163:ASP:C	3:K:164:ARG:HG3	2.25	0.55
3:K:265:PRO:O	3:K:268:SER:HB3	2.06	0.55
3:K:382:ILE:O	3:K:386:MET:HE2	2.07	0.55
1:L:93:MET:HG3	1:L:206:ASP:OD2	2.06	0.55
1:L:425:LYS:CA	1:L:428:TRP:CD1	2.71	0.55
3:N:230:VAL:HG22	3:N:234:TYR:HE1	1.72	0.55
4:O:81:SER:C	4:O:83:LEU:H	2.09	0.55
4:O:189:PRO:HB2	4:O:211:PHE:CD2	2.42	0.55
3:P:36:GLN:HA	3:P:164:ARG:HH21	1.70	0.55
3:P:218:VAL:CG1	3:P:219:ILE:N	2.69	0.55
3:P:262:GLU:HG2	4:T:271:LYS:NZ	2.22	0.55

Continued on next page...

Continued from previous page...

Atom-1	Atom-2	Interatomic distance (Å)	Clash overlap (Å)
3:P:285:VAL:HG13	3:P:286:ILE:N	2.21	0.55
1:Q:426:LYS:HB3	1:Q:430:TYR:CZ	2.42	0.55
1:Q:440:LEU:C	1:Q:443:PHE:HB3	2.26	0.55
1:Q:458:ALA:O	1:Q:462:VAL:CG2	2.51	0.55
2:R:13:ILE:HG23	2:R:82:LEU:HD21	1.89	0.55
2:R:50:GLU:CB	2:R:132:ILE:HB	2.35	0.55
2:R:65:HIS:HD2	2:R:65:HIS:N	1.90	0.55
2:R:95:GLN:HB2	2:R:147:LYS:O	2.06	0.55
2:R:454:ASP:O	2:R:458:MET:N	2.40	0.55
3:S:46:VAL:CB	3:S:272:PRO:HD3	2.37	0.55
3:S:101:ALA:O	3:S:102:ILE:HD13	2.06	0.55
3:S:377:GLU:HA	3:S:380:LYS:CE	2.37	0.55
4:T:113:GLY:C	4:T:115:MET:SD	2.85	0.55
4:T:172:ILE:HG23	4:T:175:GLU:N	2.21	0.55
3:U:97:ASP:HB2	3:U:127:TYR:HB2	1.88	0.55
3:U:285:VAL:HG13	3:U:286:ILE:N	2.21	0.55
3:X:60:TRP:HZ3	3:X:116:ILE:HG13	1.71	0.55
3:X:305:THR:CB	3:X:401:TYR:HD2	2.19	0.55
3:X:409:ILE:HG13	3:X:410:LEU:N	2.22	0.55
4:Y:100:GLU:HB2	4:Y:122:ILE:HG12	1.89	0.55
3:Z:36:GLN:O	3:Z:38:ILE:HD12	2.07	0.55
3:Z:41:ILE:HG12	3:Z:51:GLU:O	2.07	0.55
3:Z:107:LYS:O	3:Z:108:LEU:CD2	2.54	0.55
1:0:75:ILE:O	1:0:75:ILE:CG1	2.49	0.55
1:0:283:TYR:HD1	1:0:283:TYR:H	1.54	0.55
2:1:67:LEU:HD12	2:1:116:GLY:N	2.22	0.55
2:1:188:GLY:HA3	2:1:190:TRP:CZ3	2.42	0.55
2:1:305:ASN:HA	2:1:308:ILE:CB	2.35	0.55
2:1:426:THR:O	2:1:429:ILE:HG23	2.08	0.55
3:2:67:TRP:CD1	3:2:71:ASP:HB3	2.42	0.55
3:2:401:TYR:CD1	3:2:401:TYR:O	2.60	0.55
4:3:27:VAL:HB	4:3:154:GLU:C	2.27	0.55
4:3:151:ASN:HA	4:3:205:PHE:CB	2.36	0.55
4:3:271:LYS:NZ	3:Z:262:GLU:HG2	2.22	0.55
3:A:117:MET:CG	3:A:119:THR:HG23	2.37	0.55
3:A:301:ARG:HH12	3:A:406:ILE:HD11	1.72	0.55
1:B:132:VAL:C	1:B:279:ILE:HA	2.28	0.55
2:C:67:LEU:HD12	2:C:116:GLY:N	2.22	0.55
2:C:147:LYS:HE2	2:C:216:THR:CG2	2.37	0.55
2:C:195:LYS:CE	2:C:217:PHE:HB3	2.32	0.55
2:C:434:LYS:CG	2:C:435:GLU:N	2.67	0.55

Continued on next page...

Continued from previous page...

Atom-1	Atom-2	Interatomic distance (Å)	Clash overlap (Å)
3:D:17:LYS:CD	3:D:84:ASP:HA	2.37	0.55
3:D:37:LEU:CB	3:D:54:VAL:HG13	2.36	0.55
3:D:393:SER:O	3:D:396:ALA:HB3	2.07	0.55
3:D:406:ILE:O	3:D:410:LEU:HD23	2.07	0.55
4:E:74:ILE:C	4:E:76:LEU:H	2.10	0.55
4:E:143:LEU:HD12	4:E:210:PHE:O	2.06	0.55
3:F:89:ASP:OD2	3:F:150:THR:CG2	2.45	0.55
3:F:145:LYS:HZ3	3:F:202:THR:CG2	2.20	0.55
3:F:209:ARG:CG	3:F:210:ILE:N	2.69	0.55
3:F:285:VAL:HG13	3:F:286:ILE:N	2.21	0.55
3:F:295:VAL:O	3:F:299:HIS:HB2	2.06	0.55
1:G:11:LEU:HD22	1:G:11:LEU:N	2.22	0.55
1:G:32:ARG:HH21	1:G:60:TRP:C	2.10	0.55
1:G:40:LEU:CB	1:G:52:THR:HG23	2.37	0.55
1:G:50:MET:HB3	1:G:126:SER:OG	2.06	0.55
1:G:68:ASP:N	1:G:72:TYR:HB3	2.22	0.55
1:G:101:GLU:OE1	1:G:123:ILE:CG2	2.55	0.55
1:G:432:ALA:O	1:G:436:ASP:CG	2.46	0.55
2:H:41:ASN:ND2	2:H:185:THR:OG1	2.39	0.55
2:H:53:THR:HA	2:H:126:PHE:O	2.07	0.55
2:H:245:LEU:HB3	2:H:249:LEU:HD11	1.88	0.55
2:H:296:MET:HA	2:H:296:MET:HE3	1.88	0.55
2:H:426:THR:O	2:H:429:ILE:HG23	2.07	0.55
3:I:184:TRP:CE3	3:I:185:LYS:O	2.60	0.55
3:I:223:LEU:HD23	3:I:223:LEU:O	2.07	0.55
3:I:252:SER:HB2	4:J:259:LEU:CD2	2.36	0.55
4:J:184:THR:CG2	4:J:215:GLN:HG2	2.37	0.55
3:K:201:ILE:CG2	3:K:203:TYR:CE1	2.90	0.55
1:L:108:VAL:HG12	1:L:109:LEU:N	2.22	0.55
1:L:409:LYS:CE	2:M:423:ILE:HG22	2.37	0.55
2:M:17:TYR:CE2	2:M:19:LYS:HA	2.41	0.55
2:M:65:HIS:HD2	2:M:65:HIS:N	1.90	0.55
2:M:147:LYS:HE2	2:M:216:THR:CG2	2.37	0.55
2:M:247:PHE:O	2:M:250:PRO:HG3	2.07	0.55
2:M:429:ILE:CG1	2:M:430:VAL:N	2.69	0.55
3:N:66:ARG:HD3	3:N:66:ARG:N	2.22	0.55
3:N:242:LYS:CD	3:N:245:LEU:HD13	2.35	0.55
3:N:295:VAL:O	3:N:299:HIS:HB2	2.07	0.55
3:N:393:SER:O	3:N:396:ALA:HB3	2.07	0.55
4:O:27:VAL:HB	4:O:154:GLU:C	2.27	0.55
4:O:172:ILE:HG21	4:O:174:PRO:HG2	1.88	0.55

Continued on next page...

Continued from previous page...

Atom-1	Atom-2	Interatomic distance (Å)	Clash overlap (Å)
4:O:284:LYS:CA	4:O:284:LYS:CE	2.82	0.55
3:P:35:LEU:C	3:P:35:LEU:CD2	2.75	0.55
3:P:134:HIS:HE1	3:P:209:ARG:HD2	1.72	0.55
3:P:399:TRP:HA	3:P:399:TRP:HE3	1.72	0.55
1:Q:108:VAL:HG12	1:Q:109:LEU:N	2.22	0.55
2:R:58:MET:CE	2:R:122:PRO:HD2	2.36	0.55
2:R:161:ASP:HA	2:R:199:LYS:HG2	1.89	0.55
2:R:231:ASN:O	2:R:235:PRO:HD3	2.06	0.55
2:R:241:PHE:O	2:R:245:LEU:N	2.27	0.55
2:R:434:LYS:NZ	2:R:435:GLU:HG2	2.22	0.55
4:T:22:LYS:HG3	4:T:23:THR:N	2.21	0.55
4:T:143:LEU:HD12	4:T:210:PHE:O	2.06	0.55
3:U:107:LYS:O	3:U:108:LEU:CD2	2.54	0.55
3:U:306:HIS:CB	4:Y:250:LYS:NZ	2.69	0.55
1:V:65:LEU:HD23	1:V:110:VAL:CG1	2.36	0.55
2:W:41:ASN:ND2	2:W:185:THR:OG1	2.39	0.55
2:W:307:GLY:HA2	2:W:310:LEU:CD2	2.26	0.55
3:X:3:HIS:HB3	3:X:7:LEU:HG	1.88	0.55
3:X:132:VAL:C	3:X:274:ILE:HG23	2.28	0.55
3:X:198:TYR:N	3:X:198:TYR:CD1	2.73	0.55
3:X:295:VAL:O	3:X:299:HIS:HB2	2.07	0.55
3:Z:54:VAL:O	3:Z:122:ALA:N	2.40	0.55
3:Z:61:ILE:CG2	3:Z:115:LYS:HA	2.36	0.55
3:Z:117:MET:CG	3:Z:119:THR:HG23	2.37	0.55
3:Z:160:PRO:HG3	3:Z:185:LYS:HE2	1.89	0.55
2:1:8:ILE:CD1	2:1:69:TRP:HZ3	2.19	0.54
2:1:13:ILE:CG2	2:1:82:LEU:HD21	2.37	0.54
2:1:50:GLU:CB	2:1:132:ILE:HB	2.35	0.54
3:2:46:VAL:CB	3:2:272:PRO:HD3	2.37	0.54
3:2:209:ARG:HG2	3:2:210:ILE:H	1.71	0.54
3:2:393:SER:O	3:2:396:ALA:HB3	2.07	0.54
3:2:395:ALA:O	3:2:399:TRP:CD2	2.60	0.54
4:3:101:VAL:O	4:3:119:PRO:HB2	2.07	0.54
4:3:172:ILE:HG21	4:3:174:PRO:HG2	1.88	0.54
4:3:235:LEU:HA	4:3:238:LEU:CG	2.30	0.54
4:3:270:GLN:O	4:3:273:PRO:CG	2.54	0.54
4:3:284:LYS:HA	4:3:287:ILE:CG2	2.37	0.54
3:A:76:LYS:HE3	3:A:112:TYR:CE2	2.42	0.54
3:A:201:ILE:CG2	3:A:203:TYR:CE1	2.89	0.54
1:B:31:VAL:HG21	1:B:86:TRP:HZ3	1.72	0.54
1:B:93:MET:HG3	1:B:206:ASP:OD2	2.06	0.54

Continued on next page...

Continued from previous page...

Atom-1	Atom-2	Interatomic distance (Å)	Clash overlap (Å)
1:B:232:SER:O	1:B:236:ILE:N	2.38	0.54
2:C:31:VAL:HG13	2:C:31:VAL:O	2.06	0.54
2:C:41:ASN:ND2	2:C:185:THR:OG1	2.39	0.54
2:C:110:VAL:HG22	2:C:120:TRP:CG	2.42	0.54
2:C:300:THR:CA	2:C:303:VAL:HG23	2.37	0.54
2:C:426:THR:O	2:C:429:ILE:HG23	2.08	0.54
3:D:46:VAL:CG2	3:D:272:PRO:HD3	2.37	0.54
3:D:141:ASN:HB3	3:D:206:ILE:HG12	1.89	0.54
3:D:395:ALA:O	3:D:399:TRP:CD2	2.60	0.54
3:D:432:GLU:HG2	3:D:435:GLN:HE22	1.70	0.54
4:E:246:ALA:CA	4:E:250:LYS:HZ2	2.19	0.54
3:F:64:ARG:CA	3:F:66:ARG:NH1	2.63	0.54
3:F:276:LYS:HD2	3:F:276:LYS:N	2.19	0.54
3:F:294:VAL:CG1	3:F:295:VAL:H	2.19	0.54
3:F:304:SER:N	3:F:400:LYS:HD3	2.18	0.54
3:F:399:TRP:HA	3:F:399:TRP:HE3	1.72	0.54
1:G:45:GLU:CG	1:G:279:ILE:HD11	2.37	0.54
1:G:132:VAL:C	1:G:279:ILE:HA	2.28	0.54
1:G:186:TRP:HA	1:G:215:ARG:HA	1.87	0.54
2:H:77:ILE:O	2:H:77:ILE:CG1	2.54	0.54
3:I:37:LEU:CB	3:I:54:VAL:HG13	2.36	0.54
3:I:52:THR:OG1	3:I:53:ASN:N	2.39	0.54
3:I:226:SER:HA	3:I:229:THR:OG1	2.07	0.54
3:I:390:GLU:O	3:I:393:SER:HB2	2.07	0.54
3:I:401:TYR:CD1	3:I:401:TYR:O	2.60	0.54
4:J:47:GLU:O	4:J:126:THR:HA	2.07	0.54
4:J:101:VAL:O	4:J:119:PRO:HB2	2.07	0.54
3:K:89:ASP:OD2	3:K:151:TYR:CE2	2.60	0.54
3:K:117:MET:CG	3:K:119:THR:HG23	2.37	0.54
1:L:284:LEU:O	1:L:288:MET:CB	2.54	0.54
1:L:298:SER:HA	1:L:301:VAL:CG2	2.38	0.54
2:M:466:VAL:O	2:M:470:ILE:HG12	2.08	0.54
3:N:250:LEU:O	3:N:253:LEU:CD2	2.56	0.54
3:N:406:ILE:O	3:N:410:LEU:HD23	2.07	0.54
4:O:161:ALA:HA	4:O:163:GLU:OE2	2.06	0.54
3:P:67:TRP:CB	3:P:71:ASP:HB3	2.37	0.54
3:P:137:PHE:C	3:P:435:GLN:HG3	2.21	0.54
3:P:297:ASN:O	3:P:301:ARG:N	2.40	0.54
1:Q:101:GLU:OE1	1:Q:123:ILE:CG2	2.55	0.54
1:Q:227:PRO:C	1:Q:231:ILE:HG12	2.27	0.54
1:Q:241:LEU:CD1	2:R:314:PHE:CD1	2.90	0.54

Continued on next page...

Continued from previous page...

Atom-1	Atom-2	Interatomic distance (Å)	Clash overlap (Å)
2:R:185:THR:CG2	2:R:187:ASN:H	2.18	0.54
2:R:256:LYS:HB3	2:R:259:THR:CG2	2.37	0.54
3:S:95:ASN:ND2	3:S:127:TYR:C	2.61	0.54
3:S:109:LEU:O	3:S:116:ILE:CG2	2.48	0.54
3:S:135:PHE:CZ	3:S:273:LEU:CB	2.90	0.54
3:S:395:ALA:O	3:S:399:TRP:CD2	2.60	0.54
4:T:74:ILE:C	4:T:76:LEU:H	2.10	0.54
4:T:100:GLU:HB2	4:T:122:ILE:HG12	1.89	0.54
3:U:171:MET:HG2	3:U:174:GLY:N	2.23	0.54
3:U:218:VAL:CG1	3:U:219:ILE:N	2.69	0.54
2:W:39:LEU:O	2:W:183:ALA:CB	2.55	0.54
2:W:56:VAL:HG22	2:W:124:ALA:HB3	1.87	0.54
2:W:194:HIS:ND1	2:W:195:LYS:N	2.51	0.54
2:W:427:ASN:HA	2:W:430:VAL:CG2	2.34	0.54
3:X:68:ASN:HB2	3:X:69:PRO:HD2	1.86	0.54
3:X:135:PHE:CZ	3:X:273:LEU:CB	2.90	0.54
3:X:305:THR:HG22	3:X:400:LYS:HB3	1.88	0.54
3:Z:167:LEU:HA	3:Z:170:PHE:CB	2.36	0.54
3:Z:209:ARG:HG3	3:Z:210:ILE:H	1.72	0.54
3:Z:261:VAL:O	3:Z:265:PRO:HG3	2.06	0.54
3:Z:303:PRO:CB	3:Z:400:LYS:HE2	2.36	0.54
1:0:75:ILE:HG22	2:1:27:ASN:HB3	1.89	0.54
1:0:132:VAL:C	1:0:279:ILE:HA	2.28	0.54
1:0:226:VAL:O	1:0:230:LEU:CG	2.53	0.54
1:0:246:GLY:C	1:0:248:LYS:N	2.60	0.54
1:0:409:LYS:CE	2:1:423:ILE:HG22	2.37	0.54
2:1:39:LEU:O	2:1:183:ALA:CB	2.55	0.54
2:1:240:SER:O	2:1:244:ALA:N	2.37	0.54
2:1:247:PHE:O	2:1:250:PRO:HG3	2.07	0.54
3:2:137:PHE:HB2	3:2:435:GLN:HB2	1.87	0.54
4:3:47:GLU:O	4:3:126:THR:HA	2.07	0.54
4:3:55:ILE:HG21	4:3:119:PRO:HG2	1.88	0.54
3:A:130:ILE:HD13	3:A:130:ILE:H	1.71	0.54
3:A:218:VAL:CG1	3:A:219:ILE:N	2.69	0.54
3:A:265:PRO:O	3:A:268:SER:HB3	2.06	0.54
3:A:420:ILE:CG1	3:A:421:GLY:N	2.68	0.54
2:C:231:ASN:O	2:C:235:PRO:HD3	2.06	0.54
2:C:245:LEU:HB3	2:C:249:LEU:HD11	1.88	0.54
2:C:434:LYS:NZ	2:C:435:GLU:HG2	2.22	0.54
2:C:466:VAL:O	2:C:470:ILE:HG12	2.08	0.54
3:D:38:ILE:O	3:D:169:THR:HG21	2.08	0.54

Continued on next page...

Continued from previous page...

Atom-1	Atom-2	Interatomic distance (Å)	Clash overlap (Å)
3:D:141:ASN:HB3	3:D:206:ILE:HD11	1.89	0.54
3:D:209:ARG:HG2	3:D:210:ILE:H	1.70	0.54
3:D:295:VAL:O	3:D:299:HIS:HB2	2.07	0.54
3:D:303:PRO:HG2	3:D:400:LYS:NZ	2.20	0.54
4:E:26:HIS:O	4:E:27:VAL:O	2.25	0.54
4:E:311:PRO:CD	4:E:440:VAL:HG13	2.16	0.54
3:F:7:LEU:HD22	3:F:70:ALA:HB1	1.90	0.54
3:F:74:GLY:O	3:F:75:ILE:HG23	2.07	0.54
3:F:262:GLU:HG2	4:J:271:LYS:NZ	2.22	0.54
3:F:301:ARG:HH12	3:F:406:ILE:HD11	1.73	0.54
3:F:418:CYS:O	3:F:422:THR:HB	2.06	0.54
2:H:107:PHE:O	2:H:107:PHE:CG	2.58	0.54
2:H:180:ASP:HB2	2:H:195:LYS:CG	2.38	0.54
2:H:460:ILE:O	2:H:463:PRO:HG2	2.06	0.54
3:I:38:ILE:O	3:I:169:THR:HG21	2.08	0.54
3:I:141:ASN:HB3	3:I:206:ILE:HG12	1.89	0.54
3:I:177:VAL:HG12	3:I:208:GLN:HG2	1.88	0.54
3:I:254:THR:HG23	3:I:255:VAL:N	2.22	0.54
4:J:189:PRO:HB2	4:J:211:PHE:CD2	2.42	0.54
4:J:436:ASN:CA	4:J:439:TRP:HE1	2.15	0.54
3:K:41:ILE:HG12	3:K:51:GLU:O	2.07	0.54
3:K:74:GLY:O	3:K:75:ILE:HG23	2.07	0.54
3:K:171:MET:HG2	3:K:174:GLY:N	2.23	0.54
3:K:399:TRP:HA	3:K:399:TRP:HE3	1.72	0.54
1:L:256:LEU:HD12	1:L:302:LEU:HD13	1.89	0.54
1:L:426:LYS:HB3	1:L:430:TYR:CZ	2.42	0.54
2:M:13:ILE:CG2	2:M:82:LEU:HD21	2.37	0.54
2:M:67:LEU:HD12	2:M:116:GLY:N	2.22	0.54
2:M:429:ILE:HD12	2:M:429:ILE:C	2.27	0.54
2:M:460:ILE:O	2:M:463:PRO:HG2	2.06	0.54
3:N:38:ILE:O	3:N:169:THR:HG21	2.08	0.54
3:N:135:PHE:CZ	3:N:273:LEU:CB	2.90	0.54
3:N:141:ASN:HB3	3:N:206:ILE:HD11	1.89	0.54
4:O:47:GLU:O	4:O:126:THR:HA	2.07	0.54
4:O:425:SER:O	4:O:429:GLN:N	2.25	0.54
1:Q:246:GLY:C	1:Q:248:LYS:N	2.60	0.54
1:Q:271:PRO:O	1:Q:275:LEU:CG	2.55	0.54
1:Q:409:LYS:CE	2:R:423:ILE:HG22	2.36	0.54
1:Q:438:LEU:HD22	1:Q:441:TYR:CD2	2.41	0.54
2:R:42:LEU:CA	2:R:54:THR:HG22	2.35	0.54
2:R:59:ASP:OD1	2:R:121:LEU:CD1	2.55	0.54

Continued on next page...

Continued from previous page...

Atom-1	Atom-2	Interatomic distance (Å)	Clash overlap (Å)
3:S:17:LYS:CD	3:S:84:ASP:HA	2.37	0.54
3:S:223:LEU:HD23	3:S:223:LEU:O	2.07	0.54
3:S:233:PHE:HB3	3:S:410:LEU:HB3	1.89	0.54
3:S:409:ILE:HG13	3:S:410:LEU:N	2.22	0.54
4:T:19:LYS:HG3	4:T:20:PRO:HD2	1.89	0.54
4:T:128:PRO:C	4:T:129:ILE:HG23	2.27	0.54
3:U:7:LEU:HD22	3:U:70:ALA:HB1	1.90	0.54
3:U:242:LYS:HB2	3:U:245:LEU:HB3	1.88	0.54
1:V:132:VAL:C	1:V:279:ILE:HA	2.28	0.54
1:V:256:LEU:HD12	1:V:302:LEU:HD13	1.89	0.54
2:W:95:GLN:HB2	2:W:147:LYS:O	2.06	0.54
2:W:110:VAL:HG22	2:W:120:TRP:CG	2.42	0.54
2:W:256:LYS:HB3	2:W:259:THR:CG2	2.37	0.54
3:X:43:VAL:CG2	3:X:50:VAL:HG13	2.37	0.54
3:X:109:LEU:O	3:X:116:ILE:CG2	2.48	0.54
4:Y:74:ILE:C	4:Y:76:LEU:H	2.10	0.54
3:Z:74:GLY:O	3:Z:75:ILE:HG23	2.07	0.54
3:Z:301:ARG:HH12	3:Z:406:ILE:HD11	1.73	0.54
3:Z:420:ILE:CG1	3:Z:421:GLY:N	2.68	0.54
1:0:46:LYS:CB	1:0:278:PRO:CD	2.69	0.54
1:0:271:PRO:O	1:0:275:LEU:CG	2.55	0.54
2:1:17:TYR:CE2	2:1:19:LYS:HA	2.41	0.54
2:1:37:LEU:HD12	2:1:217:PHE:CE2	2.42	0.54
2:1:147:LYS:HE2	2:1:216:THR:CG2	2.37	0.54
2:1:427:ASN:HA	2:1:430:VAL:CG2	2.34	0.54
2:1:475:MET:HA	2:1:478:PHE:CE2	2.40	0.54
3:2:46:VAL:CG2	3:2:272:PRO:HD3	2.38	0.54
3:2:53:ASN:HD21	3:2:121:PRO:C	2.11	0.54
3:2:61:ILE:HA	3:2:116:ILE:CD1	2.35	0.54
4:3:113:GLY:C	4:3:115:MET:SD	2.85	0.54
3:A:276:LYS:HD2	3:A:276:LYS:N	2.19	0.54
1:B:45:GLU:OE1	1:B:279:ILE:CD1	2.54	0.54
1:B:226:VAL:O	1:B:230:LEU:N	2.30	0.54
1:B:409:LYS:CE	2:C:423:ILE:HG22	2.37	0.54
2:C:8:ILE:CD1	2:C:69:TRP:HZ3	2.19	0.54
2:C:13:ILE:HG23	2:C:82:LEU:HD21	1.89	0.54
2:C:180:ASP:HB2	2:C:195:LYS:CG	2.38	0.54
2:C:256:LYS:HB3	2:C:259:THR:CG2	2.37	0.54
3:D:43:VAL:CG2	3:D:50:VAL:HG13	2.37	0.54
3:D:47:ASN:O	3:D:48:GLN:CG	2.47	0.54
3:D:132:VAL:C	3:D:274:ILE:HG23	2.28	0.54

Continued on next page...

Continued from previous page...

Atom-1	Atom-2	Interatomic distance (Å)	Clash overlap (Å)
3:D:135:PHE:CZ	3:D:273:LEU:CB	2.90	0.54
3:D:233:PHE:HB3	3:D:410:LEU:HB3	1.90	0.54
3:D:250:LEU:O	3:D:253:LEU:CD2	2.56	0.54
3:D:254:THR:HG23	3:D:255:VAL:N	2.22	0.54
3:D:377:GLU:HA	3:D:380:LYS:CE	2.37	0.54
3:D:401:TYR:O	3:D:401:TYR:CD1	2.61	0.54
3:F:416:LEU:O	3:F:420:ILE:N	2.36	0.54
1:G:28:LYS:CG	1:G:154:SER:O	2.54	0.54
1:G:129:THR:C	1:G:131:LYS:N	2.57	0.54
1:G:298:SER:HA	1:G:301:VAL:CG2	2.38	0.54
2:H:13:ILE:CG2	2:H:82:LEU:HD21	2.37	0.54
2:H:454:ASP:O	2:H:458:MET:N	2.39	0.54
2:H:474:VAL:HA	2:H:477:ASN:ND2	2.23	0.54
3:I:209:ARG:HG2	3:I:210:ILE:H	1.71	0.54
3:I:276:LYS:O	3:I:280:PHE:CE1	2.61	0.54
3:K:76:LYS:HE3	3:K:112:TYR:CE2	2.42	0.54
3:K:130:ILE:HD13	3:K:130:ILE:H	1.71	0.54
1:L:132:VAL:C	1:L:279:ILE:HA	2.28	0.54
1:L:227:PRO:C	1:L:231:ILE:HG12	2.27	0.54
2:M:36:SER:HB3	2:M:59:ASP:HB2	1.88	0.54
2:M:58:MET:CE	2:M:122:PRO:HD2	2.36	0.54
2:M:95:GLN:HB2	2:M:147:LYS:O	2.06	0.54
2:M:256:LYS:HB3	2:M:259:THR:CG2	2.37	0.54
2:M:258:SER:O	2:M:261:ILE:HB	2.07	0.54
2:M:312:PHE:CZ	2:M:456:LEU:CD2	2.81	0.54
2:M:426:THR:O	2:M:429:ILE:HG23	2.08	0.54
3:N:226:SER:HA	3:N:229:THR:OG1	2.07	0.54
3:N:233:PHE:HB3	3:N:410:LEU:HB3	1.90	0.54
4:O:37:THR:OG1	4:O:54:TRP:CE3	2.60	0.54
4:O:90:VAL:HA	4:O:99:PHE:CE1	2.39	0.54
3:P:48:GLN:HB2	3:P:130:ILE:HG23	1.89	0.54
2:R:33:ILE:HD12	2:R:158:ILE:HD11	1.88	0.54
2:R:247:PHE:O	2:R:250:PRO:HG3	2.07	0.54
1:V:298:SER:HA	1:V:301:VAL:CG2	2.38	0.54
1:V:438:LEU:HD22	1:V:441:TYR:CD2	2.41	0.54
2:W:33:ILE:HD12	2:W:158:ILE:HD11	1.88	0.54
2:W:78:SER:O	2:W:79:ILE:CD1	2.55	0.54
3:X:46:VAL:CB	3:X:272:PRO:HD3	2.37	0.54
3:X:134:HIS:HE1	3:X:209:ARG:HD2	1.69	0.54
4:Y:101:VAL:O	4:Y:119:PRO:HB2	2.07	0.54
4:Y:172:ILE:CG1	4:Y:174:PRO:HD2	2.21	0.54

Continued on next page...

Continued from previous page...

Atom-1	Atom-2	Interatomic distance (Å)	Clash overlap (Å)
4:Y:189:PRO:HB2	4:Y:211:PHE:CD2	2.42	0.54
3:Z:130:ILE:HD13	3:Z:130:ILE:H	1.71	0.54
3:Z:132:VAL:O	3:Z:274:ILE:CG2	2.55	0.54
1:0:31:VAL:HG21	1:0:86:TRP:HZ3	1.72	0.54
1:0:95:ASN:HB3	1:0:126:SER:CB	2.18	0.54
1:0:105:HIS:O	1:0:105:HIS:CG	2.61	0.54
1:0:257:LEU:HD11	3:Z:248:SER:C	2.26	0.54
1:0:281:ILE:O	1:0:284:LEU:N	2.41	0.54
2:1:258:SER:O	2:1:261:ILE:HB	2.07	0.54
2:1:474:VAL:HA	2:1:477:ASN:ND2	2.23	0.54
3:2:8:VAL:O	3:2:12:LEU:HD13	2.08	0.54
3:2:107:LYS:H	3:2:107:LYS:HD3	1.71	0.54
3:2:141:ASN:HB3	3:2:206:ILE:HD11	1.89	0.54
3:2:187:TRP:HD1	3:2:197:PRO:O	1.85	0.54
3:A:35:LEU:C	3:A:35:LEU:CD2	2.75	0.54
3:A:74:GLY:O	3:A:75:ILE:HG23	2.07	0.54
3:A:134:HIS:HE1	3:A:209:ARG:HD2	1.72	0.54
3:A:286:ILE:HA	3:A:289:ILE:HB	1.90	0.54
3:A:418:CYS:O	3:A:422:THR:HB	2.06	0.54
3:A:420:ILE:HG13	3:A:421:GLY:H	1.72	0.54
1:B:101:GLU:OE1	1:B:123:ILE:CG2	2.55	0.54
1:B:271:PRO:O	1:B:275:LEU:CG	2.55	0.54
1:B:440:LEU:C	1:B:443:PHE:HB3	2.26	0.54
2:C:13:ILE:CG2	2:C:82:LEU:HD21	2.37	0.54
2:C:30:VAL:HG23	2:C:156:ASN:CA	2.38	0.54
2:C:53:THR:HA	2:C:126:PHE:O	2.07	0.54
2:C:93:VAL:HG21	2:C:151:LEU:CD1	2.37	0.54
2:C:247:PHE:O	2:C:250:PRO:HG3	2.07	0.54
2:C:311:ASN:O	2:C:315:ARG:CA	2.54	0.54
2:C:481:PRO:N	2:C:482:PRO:HD2	2.22	0.54
3:D:95:ASN:ND2	3:D:127:TYR:C	2.61	0.54
3:D:184:TRP:CE3	3:D:185:LYS:O	2.60	0.54
3:D:230:VAL:HG22	3:D:234:TYR:HE1	1.72	0.54
4:E:75:ASP:CB	4:E:110:TYR:CE1	2.79	0.54
4:E:284:LYS:HA	4:E:287:ILE:CG2	2.37	0.54
3:F:297:ASN:O	3:F:301:ARG:N	2.40	0.54
1:G:95:ASN:CB	1:G:127:SER:H	2.21	0.54
1:G:226:VAL:O	1:G:230:LEU:CG	2.53	0.54
2:H:12:LEU:HD12	2:H:16:LYS:CD	2.37	0.54
2:H:30:VAL:HG23	2:H:156:ASN:CA	2.38	0.54
2:H:67:LEU:CD1	2:H:116:GLY:HA2	2.37	0.54

Continued on next page...

Continued from previous page...

Atom-1	Atom-2	Interatomic distance (Å)	Clash overlap (Å)
3:I:106:THR:HG23	3:I:107:LYS:HE2	1.90	0.54
3:I:141:ASN:HB3	3:I:206:ILE:HD11	1.89	0.54
3:I:186:HIS:CG	3:I:187:TRP:N	2.74	0.54
3:I:250:LEU:O	3:I:253:LEU:CD2	2.56	0.54
3:I:295:VAL:O	3:I:299:HIS:HB2	2.07	0.54
3:I:377:GLU:HA	3:I:380:LYS:CE	2.37	0.54
4:J:74:ILE:C	4:J:76:LEU:H	2.10	0.54
4:J:100:GLU:HB2	4:J:122:ILE:HG12	1.89	0.54
4:J:419:CYS:HA	4:J:422:ILE:HG12	1.90	0.54
4:J:473:GLN:O	4:J:473:GLN:OE1	2.26	0.54
3:K:33:VAL:HG22	3:K:158:ILE:HG12	1.86	0.54
3:K:262:GLU:HG2	4:O:271:LYS:NZ	2.22	0.54
3:K:262:GLU:C	3:K:265:PRO:HD2	2.27	0.54
3:K:301:ARG:HH12	3:K:406:ILE:HD11	1.73	0.54
1:L:281:ILE:O	1:L:284:LEU:N	2.41	0.54
2:M:180:ASP:H	2:M:181:PRO:HD2	1.71	0.54
2:M:180:ASP:HB2	2:M:195:LYS:CG	2.38	0.54
2:M:443:VAL:HA	2:M:446:TRP:HD1	1.73	0.54
3:N:37:LEU:CB	3:N:54:VAL:HG13	2.36	0.54
4:O:143:LEU:HD12	4:O:143:LEU:N	2.23	0.54
4:O:419:CYS:HA	4:O:422:ILE:HG12	1.90	0.54
3:P:41:ILE:HG12	3:P:51:GLU:O	2.07	0.54
1:Q:11:LEU:HD22	1:Q:11:LEU:N	2.22	0.54
1:Q:46:LYS:NZ	1:Q:275:LEU:O	2.24	0.54
1:Q:160:HIS:CG	1:Q:195:LYS:HE2	2.43	0.54
1:Q:220:TYR:HE2	2:R:279:PRO:HB2	1.65	0.54
1:Q:269:LYS:O	1:Q:273:THR:HG23	2.08	0.54
2:R:147:LYS:HE2	2:R:216:THR:CG2	2.37	0.54
2:R:194:HIS:ND1	2:R:195:LYS:N	2.51	0.54
3:S:132:VAL:C	3:S:274:ILE:HG23	2.28	0.54
3:S:411:LEU:O	3:S:415:MET:CG	2.56	0.54
4:T:184:THR:CG2	4:T:215:GLN:HG2	2.38	0.54
4:T:228:PRO:O	4:T:232:ILE:N	2.38	0.54
4:T:239:VAL:HA	4:T:242:LEU:HD23	1.90	0.54
3:U:36:GLN:O	3:U:38:ILE:HD12	2.07	0.54
3:U:62:ASP:C	3:U:64:ARG:H	2.11	0.54
1:V:68:ASP:N	1:V:72:TYR:HB3	2.22	0.54
1:V:153:THR:HB	1:V:204:TYR:CB	2.13	0.54
1:V:160:HIS:CG	1:V:195:LYS:HE2	2.43	0.54
1:V:241:LEU:CD1	2:W:314:PHE:CD1	2.89	0.54
1:V:426:LYS:HB3	1:V:430:TYR:CZ	2.42	0.54

Continued on next page...

Continued from previous page...

Atom-1	Atom-2	Interatomic distance (Å)	Clash overlap (Å)
1:V:440:LEU:C	1:V:443:PHE:HB3	2.26	0.54
2:W:13:ILE:HG23	2:W:82:LEU:HD21	1.89	0.54
2:W:67:LEU:CD1	2:W:116:GLY:HA2	2.38	0.54
2:W:161:ASP:HA	2:W:199:LYS:HG2	1.89	0.54
2:W:426:THR:O	2:W:429:ILE:HG23	2.07	0.54
2:W:481:PRO:N	2:W:482:PRO:HD2	2.22	0.54
3:X:276:LYS:O	3:X:280:PHE:CE1	2.61	0.54
4:Y:55:ILE:HG21	4:Y:119:PRO:HG2	1.88	0.54
4:Y:161:ALA:HA	4:Y:163:GLU:OE2	2.07	0.54
4:Y:284:LYS:HA	4:Y:287:ILE:CG2	2.38	0.54
3:Z:200:ASP:N	3:Z:200:ASP:OD1	2.39	0.54
3:Z:201:ILE:CG2	3:Z:203:TYR:CE1	2.90	0.54
3:Z:291:VAL:O	3:Z:294:VAL:HG12	2.06	0.54
3:Z:418:CYS:O	3:Z:422:THR:HB	2.06	0.54
1:0:69:PRO:HG2	1:0:70:ALA:H	1.73	0.54
1:0:241:LEU:HD13	2:1:314:PHE:CD2	2.43	0.54
1:0:269:LYS:O	1:0:273:THR:HG23	2.08	0.54
1:0:451:THR:HA	1:0:454:ILE:HD12	1.90	0.54
2:1:58:MET:CE	2:1:122:PRO:HD2	2.36	0.54
2:1:256:LYS:HB3	2:1:259:THR:CG2	2.37	0.54
3:2:95:ASN:ND2	3:2:127:TYR:C	2.61	0.54
3:2:184:TRP:CE3	3:2:185:LYS:O	2.60	0.54
3:2:233:PHE:HB3	3:2:410:LEU:HB3	1.90	0.54
3:2:276:LYS:O	3:2:280:PHE:CE1	2.61	0.54
3:2:295:VAL:O	3:2:299:HIS:HB2	2.07	0.54
4:3:95:VAL:HG22	4:3:123:TYR:CE2	2.42	0.54
4:3:127:CYS:SG	4:3:143:LEU:CG	2.94	0.54
1:B:256:LEU:HD12	1:B:302:LEU:HD13	1.89	0.54
2:C:83:ARG:HB3	2:C:84:PRO:CD	2.31	0.54
2:C:114:PRO:HG2	2:C:115:ASN:N	2.21	0.54
2:C:258:SER:O	2:C:261:ILE:HB	2.07	0.54
3:D:291:VAL:HG12	3:D:295:VAL:CG1	2.37	0.54
3:D:409:ILE:HG13	3:D:410:LEU:N	2.22	0.54
4:E:60:ASN:N	4:E:60:ASN:ND2	2.49	0.54
3:F:7:LEU:O	3:F:11:LEU:HG	2.08	0.54
3:F:36:GLN:O	3:F:38:ILE:HD12	2.07	0.54
3:F:117:MET:CG	3:F:119:THR:HG23	2.38	0.54
3:F:179:LYS:CE	3:F:208:GLN:CD	2.76	0.54
3:F:286:ILE:HA	3:F:289:ILE:HB	1.90	0.54
3:F:408:HIS:C	3:F:412:CYS:SG	2.86	0.54
1:G:108:VAL:HG12	1:G:109:LEU:N	2.22	0.54

Continued on next page...

Continued from previous page...

Atom-1	Atom-2	Interatomic distance (Å)	Clash overlap (Å)
1:G:281:ILE:O	1:G:284:LEU:N	2.41	0.54
1:G:451:THR:HA	1:G:454:ILE:HD12	1.90	0.54
2:H:37:LEU:HD12	2:H:217:PHE:CE2	2.42	0.54
2:H:114:PRO:HG2	2:H:115:ASN:N	2.21	0.54
2:H:228:TYR:CD1	2:H:229:VAL:HG22	2.43	0.54
2:H:258:SER:O	2:H:261:ILE:HB	2.07	0.54
2:H:302:VAL:C	2:H:306:CYS:HG	2.04	0.54
2:H:434:LYS:CG	2:H:435:GLU:N	2.67	0.54
3:I:8:VAL:O	3:I:12:LEU:HD13	2.08	0.54
3:I:66:ARG:HD3	3:I:66:ARG:N	2.22	0.54
3:I:67:TRP:CD1	3:I:71:ASP:HB3	2.41	0.54
3:I:135:PHE:CZ	3:I:273:LEU:CB	2.90	0.54
3:I:233:PHE:HB3	3:I:410:LEU:HB3	1.89	0.54
3:I:278:MET:SD	3:I:281:THR:OG1	2.57	0.54
3:I:289:ILE:O	3:I:293:VAL:HG23	2.06	0.54
4:J:113:GLY:C	4:J:115:MET:SD	2.85	0.54
4:J:136:PHE:HD2	4:J:472:ASN:HA	1.73	0.54
3:K:306:HIS:HB2	4:O:250:LYS:HZ3	1.73	0.54
1:L:32:ARG:HH21	1:L:60:TRP:C	2.10	0.54
1:L:50:MET:HB3	1:L:126:SER:OG	2.06	0.54
1:L:269:LYS:O	1:L:273:THR:HG23	2.08	0.54
1:L:441:TYR:CA	1:L:444:ILE:HG22	2.36	0.54
2:M:30:VAL:HG23	2:M:156:ASN:CA	2.38	0.54
3:N:45:GLU:OE2	3:N:272:PRO:O	2.26	0.54
3:N:141:ASN:HB3	3:N:206:ILE:HG12	1.89	0.54
3:N:187:TRP:HD1	3:N:197:PRO:O	1.85	0.54
3:N:223:LEU:HD23	3:N:223:LEU:O	2.07	0.54
3:N:242:LYS:N	3:N:243:MET:HE2	2.23	0.54
4:O:110:TYR:CE1	4:O:111:ASN:ND2	2.76	0.54
4:O:127:CYS:SG	4:O:143:LEU:CG	2.94	0.54
4:O:172:ILE:HG23	4:O:175:GLU:N	2.21	0.54
4:O:250:LYS:O	4:O:253:LEU:HB3	2.08	0.54
1:Q:32:ARG:HH21	1:Q:60:TRP:C	2.10	0.54
2:R:192:ILE:CD1	2:R:221:ILE:CG2	2.86	0.54
2:R:429:ILE:HD12	2:R:429:ILE:C	2.27	0.54
2:R:443:VAL:HA	2:R:446:TRP:HD1	1.73	0.54
3:S:66:ARG:HD3	3:S:66:ARG:N	2.22	0.54
3:S:184:TRP:CE3	3:S:185:LYS:O	2.60	0.54
3:S:406:ILE:O	3:S:410:LEU:HD23	2.07	0.54
4:T:95:VAL:HG22	4:T:123:TYR:CE2	2.42	0.54
3:U:33:VAL:HG22	3:U:158:ILE:HG12	1.86	0.54

Continued on next page...

Continued from previous page...

Atom-1	Atom-2	Interatomic distance (Å)	Clash overlap (Å)
3:U:134:HIS:HE1	3:U:209:ARG:HD2	1.72	0.54
3:U:145:LYS:HZ3	3:U:202:THR:HG21	1.73	0.54
3:U:177:VAL:O	3:U:207:MET:HB2	2.08	0.54
3:U:297:ASN:O	3:U:301:ARG:N	2.40	0.54
1:V:135:PHE:H	1:V:136:PRO:CD	2.21	0.54
1:V:281:ILE:O	1:V:284:LEU:N	2.41	0.54
1:V:432:ALA:O	1:V:436:ASP:CG	2.46	0.54
2:W:13:ILE:CD1	2:W:82:LEU:HD11	2.26	0.54
2:W:53:THR:HA	2:W:126:PHE:O	2.07	0.54
2:W:65:HIS:HD2	2:W:65:HIS:N	1.90	0.54
2:W:93:VAL:HG21	2:W:151:LEU:CD1	2.37	0.54
2:W:429:ILE:HD12	2:W:429:ILE:C	2.27	0.54
2:W:454:ASP:O	2:W:458:MET:N	2.39	0.54
4:Y:37:THR:OG1	4:Y:54:TRP:CE3	2.60	0.54
4:Y:47:GLU:O	4:Y:126:THR:HA	2.07	0.54
4:Y:246:ALA:CB	4:Y:250:LYS:HZ2	2.20	0.54
4:Y:473:GLN:OE1	4:Y:473:GLN:O	2.26	0.54
3:Z:420:ILE:HG13	3:Z:421:GLY:H	1.72	0.54
1:O:45:GLU:CG	1:O:279:ILE:HD11	2.37	0.54
1:O:242:PRO:HG2	1:O:243:PRO:CD	2.38	0.54
1:O:298:SER:HA	1:O:301:VAL:CG2	2.38	0.54
2:1:180:ASP:HB2	2:1:195:LYS:CG	2.38	0.54
2:1:478:PHE:O	2:1:482:PRO:CD	2.54	0.54
3:2:66:ARG:HD3	3:2:66:ARG:N	2.22	0.54
3:2:135:PHE:CZ	3:2:273:LEU:CB	2.90	0.54
3:2:252:SER:HB2	4:3:259:LEU:CD2	2.36	0.54
4:3:250:LYS:HZ3	3:Z:306:HIS:HB2	1.73	0.54
3:A:171:MET:HG2	3:A:174:GLY:N	2.23	0.54
3:A:187:TRP:CE2	3:A:196:THR:CG2	2.88	0.54
1:B:196:ASN:O	1:B:197:TRP:CD1	2.61	0.54
1:B:426:LYS:HB3	1:B:430:TYR:CZ	2.42	0.54
2:C:12:LEU:HD12	2:C:16:LYS:CD	2.37	0.54
2:C:95:GLN:HB2	2:C:147:LYS:O	2.06	0.54
2:C:228:TYR:CD1	2:C:229:VAL:HG22	2.43	0.54
2:C:474:VAL:HA	2:C:477:ASN:ND2	2.23	0.54
3:F:36:GLN:HA	3:F:164:ARG:HH21	1.70	0.54
3:F:177:VAL:O	3:F:207:MET:HB2	2.08	0.54
1:G:443:PHE:C	1:G:447:CYS:HG	2.04	0.54
2:H:180:ASP:H	2:H:181:PRO:HD2	1.71	0.54
2:H:259:THR:OG1	3:I:244:THR:OG1	2.16	0.54
2:H:260:ALA:HB3	2:H:313:HIS:NE2	2.22	0.54

Continued on next page...

Continued from previous page...

Atom-1	Atom-2	Interatomic distance (Å)	Clash overlap (Å)
2:H:434:LYS:NZ	2:H:435:GLU:HG2	2.22	0.54
3:I:64:ARG:CA	3:I:66:ARG:HH11	2.06	0.54
3:I:132:VAL:C	3:I:274:ILE:HG23	2.28	0.54
3:I:406:ILE:O	3:I:410:LEU:HD23	2.07	0.54
4:J:284:LYS:CA	4:J:284:LYS:CE	2.82	0.54
4:J:444:LYS:N	4:J:444:LYS:HD2	2.22	0.54
3:K:167:LEU:HA	3:K:170:PHE:CB	2.35	0.54
1:L:75:ILE:HG22	2:M:27:ASN:HB3	1.90	0.54
1:L:95:ASN:CB	1:L:127:SER:H	2.21	0.54
1:L:438:LEU:HD22	1:L:441:TYR:CD2	2.41	0.54
1:L:451:THR:HA	1:L:454:ILE:HD12	1.90	0.54
2:M:7:LEU:HD13	2:M:73:GLU:CD	2.27	0.54
2:M:39:LEU:O	2:M:183:ALA:CB	2.55	0.54
2:M:42:LEU:CG	2:M:54:THR:CG2	2.84	0.54
2:M:53:THR:HA	2:M:126:PHE:O	2.07	0.54
2:M:60:HIS:HE1	2:M:160:MET:CE	2.21	0.54
2:M:67:LEU:CD1	2:M:116:GLY:HA2	2.38	0.54
2:M:188:GLY:HA3	2:M:190:TRP:CZ3	2.42	0.54
2:M:481:PRO:N	2:M:482:PRO:HD2	2.22	0.54
3:N:95:ASN:ND2	3:N:127:TYR:C	2.61	0.54
4:O:113:GLY:C	4:O:115:MET:SD	2.85	0.54
4:O:284:LYS:HA	4:O:287:ILE:CG2	2.37	0.54
3:P:36:GLN:O	3:P:38:ILE:HD12	2.07	0.54
3:P:145:LYS:HZ3	3:P:202:THR:HG21	1.73	0.54
3:P:160:PRO:HG3	3:P:185:LYS:HE2	1.89	0.54
3:P:171:MET:HG2	3:P:174:GLY:N	2.23	0.54
1:Q:226:VAL:HG23	1:Q:227:PRO:HD3	1.88	0.54
1:Q:256:LEU:HD12	1:Q:302:LEU:HD13	1.89	0.54
2:R:13:ILE:CG2	2:R:82:LEU:HD21	2.37	0.54
2:R:180:ASP:H	2:R:181:PRO:HD2	1.71	0.54
2:R:452:THR:HA	2:R:455:ARG:HD3	1.89	0.54
3:S:8:VAL:O	3:S:12:LEU:HD13	2.08	0.54
3:S:45:GLU:OE2	3:S:272:PRO:O	2.26	0.54
4:T:37:THR:OG1	4:T:54:TRP:CE3	2.60	0.54
4:T:104:TYR:CD1	4:T:104:TYR:N	2.76	0.54
4:T:135:PRO:CG	4:T:137:ASP:OD1	2.56	0.54
4:T:261:GLN:HE22	4:T:296:ILE:HD12	1.69	0.54
4:T:284:LYS:HA	4:T:287:ILE:CG2	2.38	0.54
4:T:473:GLN:O	4:T:473:GLN:OE1	2.26	0.54
3:U:43:VAL:CB	3:U:50:VAL:HG22	2.38	0.54
3:U:209:ARG:HG3	3:U:210:ILE:H	1.72	0.54

Continued on next page...

Continued from previous page...

Atom-1	Atom-2	Interatomic distance (Å)	Clash overlap (Å)
1:V:32:ARG:HH21	1:V:60:TRP:C	2.10	0.54
1:V:45:GLU:CG	1:V:279:ILE:HD11	2.37	0.54
1:V:88:PRO:HB2	1:V:90:ILE:CD1	2.38	0.54
1:V:196:ASN:O	1:V:197:TRP:CD1	2.61	0.54
2:W:37:LEU:HD12	2:W:217:PHE:CE2	2.42	0.54
2:W:58:MET:HE1	2:W:120:TRP:CZ2	2.43	0.54
2:W:155:ALA:H	2:W:211:ASN:HA	1.71	0.54
2:W:312:PHE:CE1	2:W:456:LEU:CD1	2.74	0.54
2:W:434:LYS:CE	2:W:435:GLU:CG	2.86	0.54
3:X:45:GLU:OE2	3:X:272:PRO:O	2.26	0.54
3:X:95:ASN:ND2	3:X:127:TYR:C	2.61	0.54
3:X:226:SER:HA	3:X:229:THR:OG1	2.07	0.54
4:Y:113:GLY:C	4:Y:115:MET:SD	2.85	0.54
4:Y:258:LEU:HD12	4:Y:300:CYS:SG	2.48	0.54
3:Z:134:HIS:HE1	3:Z:209:ARG:HD2	1.72	0.54
3:Z:171:MET:HG2	3:Z:174:GLY:N	2.23	0.54
3:Z:276:LYS:HD2	3:Z:276:LYS:N	2.19	0.54
1:O:432:ALA:O	1:O:436:ASP:CG	2.46	0.54
3:2:16:ASN:ND2	3:2:16:ASN:N	2.52	0.54
3:2:17:LYS:CD	3:2:84:ASP:HA	2.37	0.54
4:3:81:SER:OG	4:3:82:GLU:N	2.39	0.54
3:A:41:ILE:HG12	3:A:51:GLU:O	2.07	0.54
3:A:177:VAL:O	3:A:207:MET:HB2	2.08	0.54
3:A:297:ASN:O	3:A:301:ARG:N	2.41	0.54
3:A:419:ILE:O	3:A:423:VAL:N	2.38	0.54
1:B:45:GLU:CG	1:B:279:ILE:HD11	2.37	0.54
1:B:246:GLY:C	1:B:248:LYS:N	2.60	0.54
1:B:451:THR:HA	1:B:454:ILE:HD12	1.90	0.54
3:D:8:VAL:O	3:D:12:LEU:HD13	2.08	0.54
4:E:104:TYR:CD1	4:E:104:TYR:N	2.76	0.54
4:E:127:CYS:SG	4:E:143:LEU:CG	2.94	0.54
4:E:262:THR:CG2	4:E:265:LEU:HD12	2.37	0.54
4:E:419:CYS:HA	4:E:422:ILE:HG12	1.90	0.54
4:E:473:GLN:O	4:E:473:GLN:OE1	2.26	0.54
3:F:245:LEU:HD21	1:G:250:SER:HA	1.86	0.54
1:G:242:PRO:HG2	1:G:243:PRO:CD	2.38	0.54
2:H:67:LEU:HD12	2:H:116:GLY:N	2.22	0.54
2:H:192:ILE:CD1	2:H:221:ILE:CG2	2.86	0.54
2:H:466:VAL:O	2:H:470:ILE:HG12	2.08	0.54
2:H:481:PRO:N	2:H:482:PRO:HD2	2.22	0.54
3:I:53:ASN:HD21	3:I:121:PRO:C	2.11	0.54

Continued on next page...

Continued from previous page...

Atom-1	Atom-2	Interatomic distance (Å)	Clash overlap (Å)
3:I:101:ALA:O	3:I:102:ILE:HD13	2.06	0.54
4:J:127:CYS:SG	4:J:143:LEU:CG	2.94	0.54
4:J:248:GLY:C	4:J:250:LYS:H	2.11	0.54
3:K:171:MET:HG3	3:K:173:SER:H	1.73	0.54
3:K:235:LEU:N	3:K:236:PRO:CD	2.67	0.54
1:L:40:LEU:CB	1:L:52:THR:HG23	2.37	0.54
1:L:45:GLU:CG	1:L:279:ILE:HD11	2.37	0.54
1:L:101:GLU:OE1	1:L:123:ILE:CG2	2.55	0.54
1:L:160:HIS:CG	1:L:195:LYS:HE2	2.43	0.54
1:L:235:ALA:O	1:L:239:PHE:CD2	2.61	0.54
2:M:37:LEU:HD12	2:M:217:PHE:CE2	2.42	0.54
2:M:160:MET:N	2:M:213:GLN:HG3	2.23	0.54
4:O:48:ALA:HA	4:O:125:SER:O	2.08	0.54
4:O:95:VAL:HG22	4:O:123:TYR:CE2	2.42	0.54
4:O:143:LEU:HD12	4:O:210:PHE:O	2.06	0.54
4:O:184:THR:CG2	4:O:215:GLN:HG2	2.37	0.54
4:O:248:GLY:C	4:O:250:LYS:H	2.11	0.54
4:O:258:LEU:HD12	4:O:300:CYS:SG	2.48	0.54
3:P:25:HIS:O	3:P:25:HIS:CG	2.61	0.54
3:P:43:VAL:CB	3:P:50:VAL:HG22	2.38	0.54
3:P:100:PHE:CD2	3:P:103:VAL:HG21	2.43	0.54
3:P:265:PRO:CD	3:P:266:SER:N	2.71	0.54
1:Q:67:TRP:HB2	1:Q:72:TYR:CB	2.36	0.54
1:Q:135:PHE:H	1:Q:136:PRO:CD	2.21	0.54
1:Q:242:PRO:HG2	1:Q:243:PRO:CD	2.38	0.54
1:Q:281:ILE:O	1:Q:284:LEU:N	2.41	0.54
2:R:272:LEU:O	2:R:276:GLN:HG2	2.06	0.54
2:R:434:LYS:CE	2:R:435:GLU:CG	2.86	0.54
2:R:466:VAL:O	2:R:470:ILE:HG12	2.08	0.54
3:S:31:ILE:O	3:S:158:ILE:HA	2.08	0.54
3:S:38:ILE:O	3:S:169:THR:HG21	2.08	0.54
3:S:43:VAL:HG11	3:S:50:VAL:HG22	1.90	0.54
3:S:134:HIS:HE1	3:S:209:ARG:HD2	1.69	0.54
4:T:47:GLU:O	4:T:126:THR:HA	2.07	0.54
4:T:235:LEU:HD11	4:T:257:VAL:HG13	1.85	0.54
3:U:20:ARG:HG3	3:U:22:VAL:HG22	1.90	0.54
3:U:76:LYS:HE3	3:U:112:TYR:CE2	2.42	0.54
3:U:107:LYS:HZ1	1:V:151:TYR:HA	1.71	0.54
3:U:187:TRP:CE2	3:U:196:THR:CG2	2.88	0.54
1:V:129:THR:C	1:V:131:LYS:N	2.57	0.54
2:W:7:LEU:HD13	2:W:73:GLU:CD	2.27	0.54

Continued on next page...

Continued from previous page...

Atom-1	Atom-2	Interatomic distance (Å)	Clash overlap (Å)
2:W:180:ASP:HB2	2:W:195:LYS:CG	2.38	0.54
2:W:228:TYR:CD1	2:W:229:VAL:HG22	2.43	0.54
2:W:466:VAL:O	2:W:470:ILE:HG12	2.08	0.54
3:X:393:SER:O	3:X:396:ALA:HB3	2.07	0.54
4:Y:44:GLU:CG	4:Y:129:ILE:HD12	2.38	0.54
4:Y:95:VAL:HG22	4:Y:123:TYR:CE2	2.42	0.54
4:Y:172:ILE:HG21	4:Y:174:PRO:HG2	1.88	0.54
3:Z:242:LYS:HB2	3:Z:245:LEU:HB3	1.88	0.54
3:Z:286:ILE:HA	3:Z:289:ILE:HB	1.90	0.54
3:Z:408:HIS:C	3:Z:412:CYS:SG	2.86	0.54
1:0:11:LEU:HD22	1:0:11:LEU:N	2.22	0.54
1:0:235:ALA:O	1:0:239:PHE:CD2	2.61	0.54
1:0:439:PHE:C	1:0:442:ILE:HB	2.29	0.54
2:1:30:VAL:HG23	2:1:156:ASN:CA	2.38	0.54
2:1:139:PHE:O	2:1:222:ARG:CG	2.56	0.54
2:1:307:GLY:HA2	2:1:310:LEU:CD2	2.26	0.54
2:1:452:THR:HA	2:1:455:ARG:HD3	1.89	0.54
3:2:209:ARG:HG3	3:2:210:ILE:H	1.72	0.54
3:2:223:LEU:HD23	3:2:223:LEU:O	2.07	0.54
3:2:230:VAL:HG22	3:2:234:TYR:HE1	1.72	0.54
4:3:90:VAL:HA	4:3:99:PHE:CE1	2.39	0.54
4:3:100:GLU:HB2	4:3:122:ILE:HG12	1.89	0.54
4:3:136:PHE:HD2	4:3:472:ASN:HA	1.73	0.54
4:3:262:THR:CG2	4:3:265:LEU:HD12	2.37	0.54
3:A:37:LEU:HD22	3:A:54:VAL:HG12	1.90	0.54
3:A:408:HIS:C	3:A:412:CYS:SG	2.86	0.54
1:B:68:ASP:N	1:B:72:TYR:HB3	2.22	0.54
1:B:153:THR:HB	1:B:204:TYR:CB	2.13	0.54
1:B:269:LYS:O	1:B:273:THR:HG23	2.08	0.54
1:B:432:ALA:O	1:B:436:ASP:CG	2.46	0.54
2:C:7:LEU:HD13	2:C:73:GLU:CD	2.27	0.54
2:C:160:MET:N	2:C:213:GLN:HG3	2.23	0.54
2:C:478:PHE:O	2:C:482:PRO:CD	2.54	0.54
3:D:45:GLU:OE2	3:D:272:PRO:O	2.26	0.54
3:D:66:ARG:HD3	3:D:66:ARG:N	2.22	0.54
3:D:233:PHE:O	3:D:236:PRO:HG2	2.08	0.54
3:D:411:LEU:O	3:D:415:MET:CG	2.56	0.54
4:E:44:GLU:CG	4:E:129:ILE:HD12	2.38	0.54
4:E:247:GLY:N	4:E:250:LYS:NZ	2.45	0.54
4:E:444:LYS:HD2	4:E:444:LYS:N	2.23	0.54
3:F:100:PHE:CD2	3:F:103:VAL:HG21	2.43	0.54

Continued on next page...

Continued from previous page...

Atom-1	Atom-2	Interatomic distance (Å)	Clash overlap (Å)
3:F:107:LYS:O	3:F:108:LEU:CD2	2.54	0.54
3:F:151:TYR:HB2	3:F:156:VAL:HG13	1.88	0.54
3:F:171:MET:HG3	3:F:173:SER:H	1.73	0.54
1:G:160:HIS:CG	1:G:195:LYS:HE2	2.43	0.54
1:G:241:LEU:HD13	2:H:314:PHE:CD2	2.43	0.54
1:G:246:GLY:C	1:G:248:LYS:N	2.60	0.54
2:H:30:VAL:CG2	2:H:158:ILE:H	2.21	0.54
2:H:161:ASP:HA	2:H:199:LYS:HG2	1.89	0.54
2:H:241:PHE:O	2:H:245:LEU:CG	2.44	0.54
2:H:478:PHE:O	2:H:482:PRO:CD	2.55	0.54
4:J:44:GLU:CA	4:J:129:ILE:CD1	2.72	0.54
4:J:48:ALA:HA	4:J:125:SER:O	2.08	0.54
4:J:284:LYS:HA	4:J:287:ILE:CG2	2.37	0.54
3:K:297:ASN:O	3:K:301:ARG:N	2.41	0.54
1:L:88:PRO:HB2	1:L:90:ILE:CD1	2.38	0.54
1:L:440:LEU:C	1:L:443:PHE:HB3	2.26	0.54
2:M:8:ILE:CD1	2:M:69:TRP:HZ3	2.19	0.54
2:M:120:TRP:NE1	2:M:122:PRO:HD3	2.23	0.54
2:M:149:THR:HG22	2:M:214:ASP:HB3	1.87	0.54
2:M:155:ALA:H	2:M:211:ASN:HA	1.71	0.54
2:M:192:ILE:CD1	2:M:221:ILE:CG2	2.86	0.54
2:M:228:TYR:CD1	2:M:229:VAL:HG22	2.43	0.54
2:M:452:THR:HA	2:M:455:ARG:HD3	1.89	0.54
2:M:474:VAL:HA	2:M:477:ASN:ND2	2.23	0.54
3:N:8:VAL:O	3:N:12:LEU:HD13	2.08	0.54
3:N:233:PHE:O	3:N:236:PRO:HG2	2.08	0.54
3:N:276:LYS:O	3:N:280:PHE:CE1	2.61	0.54
4:O:44:GLU:CG	4:O:129:ILE:HD12	2.38	0.54
1:Q:46:LYS:CB	1:Q:278:PRO:CD	2.69	0.54
2:R:180:ASP:CB	2:R:195:LYS:HB2	2.37	0.54
3:S:3:HIS:HB3	3:S:7:LEU:HG	1.88	0.54
3:S:43:VAL:CG2	3:S:50:VAL:HG13	2.37	0.54
3:S:45:GLU:CG	3:S:272:PRO:CG	2.57	0.54
3:S:291:VAL:HG12	3:S:295:VAL:CG1	2.37	0.54
4:T:101:VAL:O	4:T:119:PRO:HB2	2.07	0.54
4:T:172:ILE:HG21	4:T:174:PRO:HG2	1.88	0.54
4:T:241:PHE:C	4:T:243:PRO:HD2	2.27	0.54
4:T:258:LEU:HD12	4:T:300:CYS:SG	2.48	0.54
3:U:25:HIS:O	3:U:25:HIS:CG	2.61	0.54
3:U:89:ASP:OD2	3:U:150:THR:CG2	2.45	0.54
3:U:262:GLU:HG2	4:Y:271:LYS:NZ	2.22	0.54

Continued on next page...

Continued from previous page...

Atom-1	Atom-2	Interatomic distance (Å)	Clash overlap (Å)
3:U:408:HIS:C	3:U:412:CYS:SG	2.86	0.54
3:U:419:ILE:O	3:U:423:VAL:N	2.38	0.54
1:V:69:PRO:HG2	1:V:70:ALA:H	1.73	0.54
1:V:241:LEU:HD13	2:W:314:PHE:CD2	2.43	0.54
2:W:216:THR:C	2:W:217:PHE:CD1	2.77	0.54
2:W:434:LYS:NZ	2:W:435:GLU:HG2	2.22	0.54
3:X:17:LYS:CD	3:X:84:ASP:HA	2.37	0.54
3:X:31:ILE:O	3:X:158:ILE:HA	2.08	0.54
3:X:49:ILE:HG21	3:X:125:LYS:HZ1	1.69	0.54
3:X:137:PHE:HB3	3:X:435:GLN:HG3	1.86	0.54
3:X:233:PHE:HB3	3:X:410:LEU:HB3	1.90	0.54
4:Y:19:LYS:HG3	4:Y:20:PRO:HD2	1.89	0.54
4:Y:122:ILE:HD13	4:Y:122:ILE:N	2.16	0.54
3:Z:59:GLN:NE2	3:Z:117:MET:CG	2.62	0.54
3:Z:64:ARG:CA	3:Z:66:ARG:NH1	2.63	0.54
3:Z:262:GLU:C	3:Z:265:PRO:HD2	2.27	0.54
1:0:88:PRO:HB2	1:0:90:ILE:CD1	2.38	0.54
1:0:101:GLU:OE1	1:0:123:ILE:CG2	2.55	0.54
1:0:160:HIS:CG	1:0:195:LYS:HE2	2.43	0.54
1:0:196:ASN:O	1:0:197:TRP:CD1	2.61	0.54
1:0:226:VAL:CG2	1:0:227:PRO:CD	2.84	0.54
1:0:426:LYS:HB3	1:0:430:TYR:CZ	2.42	0.54
2:1:90:PRO:HD2	2:1:120:TRP:HZ3	1.73	0.54
2:1:106:TYR:CD1	2:1:107:PHE:CE1	2.96	0.54
2:1:120:TRP:NE1	2:1:122:PRO:HD3	2.23	0.54
2:1:312:PHE:CZ	2:1:456:LEU:CD2	2.81	0.54
2:1:452:THR:CA	2:1:455:ARG:HD3	2.38	0.54
3:2:106:THR:HG23	3:2:107:LYS:HE2	1.90	0.54
3:2:233:PHE:O	3:2:236:PRO:HG2	2.08	0.54
3:2:432:GLU:HG2	3:2:435:GLN:HE22	1.70	0.54
1:B:40:LEU:CB	1:B:52:THR:HG23	2.37	0.54
1:B:95:ASN:CB	1:B:127:SER:H	2.21	0.54
2:C:452:THR:CA	2:C:455:ARG:HD3	2.38	0.54
4:E:27:VAL:HB	4:E:154:GLU:C	2.27	0.54
4:E:110:TYR:CE1	4:E:111:ASN:ND2	2.76	0.54
4:E:250:LYS:O	4:E:253:LEU:HB3	2.08	0.54
4:E:261:GLN:HE22	4:E:296:ILE:HD12	1.69	0.54
3:F:265:PRO:CD	3:F:266:SER:N	2.71	0.54
2:H:191:GLU:N	2:H:222:ARG:O	2.24	0.54
3:I:3:HIS:HB3	3:I:7:LEU:HG	1.89	0.54
3:I:95:ASN:ND2	3:I:127:TYR:C	2.61	0.54

Continued on next page...

Continued from previous page...

Atom-1	Atom-2	Interatomic distance (Å)	Clash overlap (Å)
3:I:233:PHE:O	3:I:236:PRO:HG2	2.08	0.54
3:I:276:LYS:HA	3:I:279:LEU:HD12	1.90	0.54
4:J:95:VAL:HG22	4:J:123:TYR:CE2	2.42	0.54
4:J:250:LYS:O	4:J:253:LEU:HB3	2.08	0.54
3:K:36:GLN:O	3:K:38:ILE:HD12	2.07	0.54
3:K:43:VAL:CB	3:K:50:VAL:HG22	2.38	0.54
3:K:207:MET:O	3:K:207:MET:HE3	2.08	0.54
1:L:31:VAL:HG21	1:L:86:TRP:HZ3	1.72	0.54
1:L:135:PHE:N	1:L:136:PRO:CD	2.71	0.54
1:L:147:LYS:CG	1:L:148:SER:N	2.71	0.54
1:L:249:MET:HE2	1:L:250:SER:HB3	1.89	0.54
2:M:434:LYS:NZ	2:M:435:GLU:HG2	2.22	0.54
3:N:184:TRP:CE3	3:N:185:LYS:O	2.60	0.54
3:N:222:CYS:SG	3:N:225:PHE:CZ	2.93	0.54
3:N:409:ILE:HG13	3:N:410:LEU:N	2.22	0.54
3:N:411:LEU:O	3:N:415:MET:CG	2.56	0.54
4:O:104:TYR:CD1	4:O:104:TYR:N	2.76	0.54
4:O:441:LEU:HD12	4:O:441:LEU:O	2.08	0.54
4:O:473:GLN:O	4:O:473:GLN:OE1	2.26	0.54
3:P:7:LEU:HD22	3:P:70:ALA:HB1	1.90	0.54
3:P:37:LEU:H	3:P:164:ARG:HH22	1.55	0.54
3:P:62:ASP:C	3:P:64:ARG:H	2.11	0.54
3:P:177:VAL:O	3:P:207:MET:HB2	2.08	0.54
3:P:306:HIS:CB	4:T:250:LYS:HZ3	2.20	0.54
3:P:408:HIS:C	3:P:412:CYS:SG	2.86	0.54
1:Q:28:LYS:CG	1:Q:154:SER:O	2.54	0.54
1:Q:45:GLU:CG	1:Q:279:ILE:HD11	2.37	0.54
1:Q:298:SER:HA	1:Q:301:VAL:CG2	2.37	0.54
2:R:13:ILE:CD1	2:R:82:LEU:HD11	2.26	0.54
2:R:160:MET:N	2:R:213:GLN:HG3	2.23	0.54
2:R:308:ILE:CG2	2:R:309:VAL:N	2.71	0.54
2:R:451:GLN:O	2:R:455:ARG:CZ	2.56	0.54
3:S:233:PHE:O	3:S:236:PRO:HG2	2.08	0.54
3:S:250:LEU:O	3:S:253:LEU:CD2	2.56	0.54
3:S:401:TYR:CD1	3:S:401:TYR:O	2.60	0.54
4:T:26:HIS:O	4:T:27:VAL:O	2.25	0.54
4:T:55:ILE:HG21	4:T:119:PRO:HG2	1.88	0.54
4:T:255:ILE:HD11	4:T:304:LEU:CD1	2.28	0.54
4:T:303:VAL:O	4:T:307:SER:N	2.30	0.54
3:U:235:LEU:N	3:U:236:PRO:CD	2.67	0.54
1:V:56:LEU:HB2	1:V:120:PRO:HG2	1.89	0.54

Continued on next page...

Continued from previous page...

Atom-1	Atom-2	Interatomic distance (Å)	Clash overlap (Å)
1:V:101:GLU:OE1	1:V:123:ILE:CG2	2.55	0.54
1:V:242:PRO:HG2	1:V:243:PRO:CD	2.38	0.54
2:W:29:GLU:O	2:W:155:ALA:O	2.26	0.54
2:W:30:VAL:HG23	2:W:156:ASN:CA	2.38	0.54
2:W:160:MET:N	2:W:213:GLN:HG3	2.23	0.54
2:W:247:PHE:O	2:W:250:PRO:HG3	2.07	0.54
2:W:258:SER:O	2:W:261:ILE:HB	2.07	0.54
2:W:443:VAL:HA	2:W:446:TRP:HD1	1.73	0.54
2:W:452:THR:HA	2:W:455:ARG:HD3	1.89	0.54
3:X:8:VAL:O	3:X:12:LEU:HD13	2.08	0.54
3:X:223:LEU:HD23	3:X:223:LEU:O	2.07	0.54
4:Y:156:ASN:ND2	4:Y:206:GLN:OE1	2.41	0.54
3:Z:24:HIS:N	3:Z:24:HIS:CD2	2.76	0.54
3:Z:25:HIS:O	3:Z:25:HIS:CG	2.61	0.54
3:Z:95:ASN:OD1	3:Z:144:MET:SD	2.66	0.54
3:Z:235:LEU:N	3:Z:236:PRO:CD	2.67	0.54
2:1:103:ASN:HD22	2:1:106:TYR:HE2	1.52	0.54
2:1:110:VAL:HG22	2:1:120:TRP:CG	2.42	0.54
2:1:308:ILE:CG2	2:1:309:VAL:N	2.71	0.54
3:2:31:ILE:O	3:2:158:ILE:HA	2.08	0.54
3:2:132:VAL:C	3:2:274:ILE:HG23	2.28	0.54
3:2:245:LEU:CG	4:3:255:ILE:HG13	2.38	0.54
4:3:26:HIS:O	4:3:27:VAL:O	2.25	0.54
4:3:44:GLU:CG	4:3:129:ILE:HD12	2.38	0.54
4:3:71:TYR:CG	4:3:72:GLU:N	2.76	0.54
4:3:100:GLU:OE2	4:3:122:ILE:HG12	2.08	0.54
4:3:191:LYS:HB2	4:3:209:ILE:CG2	2.38	0.54
4:3:311:PRO:CD	4:3:440:VAL:HG13	2.16	0.54
3:A:7:LEU:HD22	3:A:70:ALA:HB1	1.90	0.54
3:A:36:GLN:O	3:A:38:ILE:HD12	2.07	0.54
3:A:93:TYR:N	3:A:93:TYR:CD1	2.75	0.54
3:A:221:PRO:C	3:A:224:LEU:HB3	2.29	0.54
3:A:306:HIS:CB	4:E:250:LYS:HZ3	2.18	0.54
3:A:417:ILE:CA	3:A:420:ILE:HG12	2.37	0.54
3:A:433:LEU:HD12	3:A:433:LEU:O	2.08	0.54
1:B:241:LEU:HD13	2:C:314:PHE:CD2	2.43	0.54
1:B:242:PRO:HG2	1:B:243:PRO:CD	2.38	0.54
1:B:306:HIS:CA	1:B:312:HIS:O	2.40	0.54
3:D:163:ASP:OD1	3:D:164:ARG:N	2.41	0.54
4:E:246:ALA:HB1	4:E:250:LYS:HZ2	1.72	0.54
4:E:267:LEU:HA	4:E:270:GLN:CG	2.38	0.54

Continued on next page...

Continued from previous page...

Atom-1	Atom-2	Interatomic distance (Å)	Clash overlap (Å)
3:F:20:ARG:HG3	3:F:22:VAL:HG22	1.90	0.54
3:F:24:HIS:N	3:F:24:HIS:CD2	2.76	0.54
3:F:171:MET:HG2	3:F:174:GLY:N	2.23	0.54
3:F:433:LEU:HD12	3:F:433:LEU:O	2.08	0.54
1:G:75:ILE:HG22	2:H:27:ASN:HB3	1.90	0.54
1:G:88:PRO:HB2	1:G:90:ILE:CD1	2.38	0.54
1:G:269:LYS:O	1:G:273:THR:HG23	2.08	0.54
2:H:42:LEU:CG	2:H:54:THR:CG2	2.84	0.54
2:H:67:LEU:CB	2:H:116:GLY:HA2	2.33	0.54
2:H:263:VAL:HG13	3:I:251:LEU:CD2	2.32	0.54
2:H:451:GLN:O	2:H:455:ARG:CZ	2.56	0.54
3:I:17:LYS:CD	3:I:84:ASP:HA	2.37	0.54
3:I:68:ASN:HB2	3:I:69:PRO:HD2	1.86	0.54
3:I:409:ILE:HG13	3:I:410:LEU:N	2.22	0.54
4:J:38:ASN:O	4:J:51:THR:CA	2.56	0.54
4:J:238:LEU:O	4:J:242:LEU:N	2.38	0.54
3:K:33:VAL:HG23	3:K:158:ILE:HG12	1.89	0.54
1:L:68:ASP:N	1:L:72:TYR:HB3	2.22	0.54
1:L:241:LEU:HD13	2:M:314:PHE:CD2	2.43	0.54
2:M:16:LYS:HA	2:M:16:LYS:HE2	1.90	0.54
2:M:64:ASP:O	2:M:67:LEU:HB3	2.08	0.54
2:M:93:VAL:HG21	2:M:151:LEU:CD1	2.37	0.54
2:M:431:LYS:HE2	3:N:382:ILE:CD1	2.38	0.54
3:N:132:VAL:C	3:N:274:ILE:HG23	2.28	0.54
3:N:137:PHE:HB3	3:N:435:GLN:HG3	1.86	0.54
4:O:156:ASN:ND2	4:O:206:GLN:OE1	2.41	0.54
4:O:183:TRP:HB2	4:O:215:GLN:O	2.08	0.54
3:P:76:LYS:HE3	3:P:112:TYR:CE2	2.42	0.54
3:P:93:TYR:N	3:P:93:TYR:CD1	2.75	0.54
3:P:209:ARG:HG3	3:P:210:ILE:H	1.72	0.54
3:P:295:VAL:O	3:P:299:HIS:N	2.37	0.54
1:Q:95:ASN:CB	1:Q:127:SER:H	2.21	0.54
1:Q:152:ASP:CB	1:Q:203:SER:CB	2.82	0.54
1:Q:451:THR:HA	1:Q:454:ILE:HD12	1.90	0.54
2:R:93:VAL:HG21	2:R:151:LEU:CD1	2.37	0.54
2:R:180:ASP:HB2	2:R:195:LYS:CG	2.38	0.54
2:R:228:TYR:CD1	2:R:229:VAL:HG22	2.43	0.54
2:R:274:THR:HA	2:R:277:ARG:HH11	1.73	0.54
2:R:452:THR:CA	2:R:455:ARG:HD3	2.38	0.54
2:R:474:VAL:HA	2:R:477:ASN:ND2	2.23	0.54
2:R:481:PRO:N	2:R:482:PRO:HD2	2.22	0.54

Continued on next page...

Continued from previous page...

Atom-1	Atom-2	Interatomic distance (Å)	Clash overlap (Å)
3:S:28:PHE:N	3:S:28:PHE:CD1	2.76	0.54
3:S:399:TRP:CE3	3:S:399:TRP:HA	2.43	0.54
4:T:44:GLU:CG	4:T:129:ILE:HD12	2.38	0.54
4:T:48:ALA:HA	4:T:125:SER:O	2.08	0.54
4:T:419:CYS:HA	4:T:422:ILE:HG12	1.90	0.54
3:U:35:LEU:C	3:U:35:LEU:CD2	2.75	0.54
3:U:95:ASN:OD1	3:U:144:MET:SD	2.66	0.54
3:U:179:LYS:CE	3:U:208:GLN:CD	2.76	0.54
1:V:95:ASN:CB	1:V:127:SER:H	2.21	0.54
1:V:141:ASN:HD21	1:V:212:ILE:CG1	2.01	0.54
2:W:64:ASP:O	2:W:67:LEU:HB3	2.08	0.54
2:W:147:LYS:HE2	2:W:216:THR:CG2	2.37	0.54
2:W:431:LYS:HE2	3:X:382:ILE:CD1	2.38	0.54
3:X:43:VAL:HG11	3:X:50:VAL:HG22	1.90	0.54
3:X:276:LYS:HA	3:X:279:LEU:HD12	1.90	0.54
3:X:377:GLU:HA	3:X:380:LYS:CE	2.37	0.54
4:Y:104:TYR:CD1	4:Y:104:TYR:N	2.76	0.54
4:Y:136:PHE:HD2	4:Y:472:ASN:HA	1.73	0.54
4:Y:248:GLY:C	4:Y:250:LYS:H	2.11	0.54
3:Z:100:PHE:CD2	3:Z:103:VAL:HG21	2.43	0.54
3:Z:137:PHE:C	3:Z:435:GLN:HG3	2.21	0.54
3:Z:187:TRP:HD1	3:Z:199:LEU:HD23	1.73	0.54
3:Z:399:TRP:HA	3:Z:399:TRP:HE3	1.72	0.54
1:0:37:LEU:HD12	1:0:54:VAL:HG11	1.90	0.53
1:0:135:PHE:N	1:0:136:PRO:CD	2.71	0.53
1:0:306:HIS:HD2	3:Z:235:LEU:HA	1.67	0.53
2:1:67:LEU:CB	2:1:116:GLY:HA2	2.33	0.53
3:2:3:HIS:HB3	3:2:7:LEU:HG	1.88	0.53
3:2:135:PHE:C	3:2:135:PHE:HD1	2.12	0.53
3:2:163:ASP:OD1	3:2:164:ARG:N	2.41	0.53
3:2:242:LYS:NZ	4:3:304:LEU:HD11	2.23	0.53
3:2:420:ILE:HA	3:2:423:VAL:CG2	2.39	0.53
4:3:104:TYR:CD1	4:3:104:TYR:N	2.76	0.53
4:3:128:PRO:C	4:3:129:ILE:HG23	2.27	0.53
4:3:419:CYS:HA	4:3:422:ILE:HG12	1.90	0.53
3:A:43:VAL:CB	3:A:50:VAL:HG22	2.38	0.53
1:B:37:LEU:HD12	1:B:54:VAL:HG11	1.90	0.53
1:B:56:LEU:HB2	1:B:120:PRO:HG2	1.89	0.53
1:B:298:SER:HA	1:B:301:VAL:CG2	2.38	0.53
2:C:90:PRO:HD2	2:C:120:TRP:HZ3	1.73	0.53
2:C:107:PHE:O	2:C:107:PHE:CG	2.58	0.53

Continued on next page...

Continued from previous page...

Atom-1	Atom-2	Interatomic distance (Å)	Clash overlap (Å)
2:C:120:TRP:NE1	2:C:122:PRO:HD3	2.23	0.53
4:E:156:ASN:ND2	4:E:206:GLN:OE1	2.41	0.53
1:G:56:LEU:HB2	1:G:120:PRO:HG2	1.89	0.53
1:G:242:PRO:HA	1:G:248:LYS:HG2	1.90	0.53
1:G:262:PHE:CD1	1:G:262:PHE:N	2.72	0.53
2:H:106:TYR:CD1	2:H:107:PHE:CE1	2.96	0.53
2:H:181:PRO:HA	2:H:184:PHE:HB2	1.90	0.53
2:H:312:PHE:CE1	2:H:456:LEU:CD1	2.74	0.53
4:J:90:VAL:HA	4:J:99:PHE:CE1	2.39	0.53
3:K:54:VAL:O	3:K:122:ALA:N	2.40	0.53
3:K:107:LYS:O	3:K:108:LEU:CD2	2.54	0.53
3:K:132:VAL:O	3:K:274:ILE:CG2	2.55	0.53
3:K:177:VAL:O	3:K:207:MET:HB2	2.08	0.53
3:K:221:PRO:C	3:K:224:LEU:HB3	2.29	0.53
3:K:286:ILE:HA	3:K:289:ILE:HB	1.90	0.53
3:K:408:HIS:C	3:K:412:CYS:SG	2.86	0.53
1:L:241:LEU:CG	1:L:248:LYS:HE2	2.38	0.53
1:L:432:ALA:O	1:L:436:ASP:CG	2.46	0.53
2:M:199:LYS:C	2:M:199:LYS:HZ2	2.11	0.53
2:M:308:ILE:CG2	2:M:309:VAL:N	2.71	0.53
3:N:3:HIS:HB3	3:N:7:LEU:HG	1.88	0.53
3:N:53:ASN:HD21	3:N:121:PRO:C	2.11	0.53
3:N:209:ARG:HG3	3:N:210:ILE:H	1.72	0.53
3:N:241:GLU:C	3:N:243:MET:CE	2.77	0.53
3:N:399:TRP:CE3	3:N:399:TRP:HA	2.43	0.53
4:O:71:TYR:CG	4:O:72:GLU:N	2.76	0.53
4:O:122:ILE:HD13	4:O:122:ILE:N	2.16	0.53
4:O:239:VAL:HA	4:O:242:LEU:HD23	1.90	0.53
4:O:261:GLN:HE22	4:O:296:ILE:HD12	1.69	0.53
3:P:95:ASN:OD1	3:P:144:MET:SD	2.66	0.53
3:P:213:TYR:CG	3:P:214:PHE:N	2.76	0.53
1:Q:22:SER:HB3	1:Q:29:VAL:HG22	1.91	0.53
1:Q:132:VAL:C	1:Q:279:ILE:HA	2.28	0.53
1:Q:425:LYS:CA	1:Q:428:TRP:CD1	2.71	0.53
1:Q:432:ALA:O	1:Q:436:ASP:CG	2.46	0.53
2:R:39:LEU:O	2:R:183:ALA:CB	2.55	0.53
2:R:110:VAL:HG12	2:R:111:LEU:N	2.23	0.53
2:R:139:PHE:O	2:R:222:ARG:CG	2.56	0.53
3:S:393:SER:O	3:S:396:ALA:HB3	2.07	0.53
4:T:71:TYR:CG	4:T:72:GLU:N	2.76	0.53
4:T:136:PHE:HD2	4:T:472:ASN:HA	1.73	0.53

Continued on next page...

Continued from previous page...

Atom-1	Atom-2	Interatomic distance (Å)	Clash overlap (Å)
4:T:281:LEU:HD11	4:T:286:LEU:HD11	1.90	0.53
4:T:441:LEU:HD12	4:T:441:LEU:O	2.08	0.53
3:U:74:GLY:O	3:U:75:ILE:HG23	2.07	0.53
3:U:100:PHE:CD2	3:U:103:VAL:HG21	2.43	0.53
1:V:95:ASN:HB3	1:V:127:SER:H	1.73	0.53
1:V:255:ALA:HA	2:W:265:LEU:HD21	1.90	0.53
1:V:459:SER:C	1:V:463:PRO:HD2	2.29	0.53
2:W:12:LEU:HD12	2:W:16:LYS:CD	2.37	0.53
2:W:13:ILE:CG2	2:W:82:LEU:HD21	2.37	0.53
2:W:67:LEU:CB	2:W:116:GLY:HA2	2.33	0.53
2:W:300:THR:CA	2:W:303:VAL:HG23	2.37	0.53
2:W:451:GLN:O	2:W:455:ARG:CZ	2.56	0.53
3:X:38:ILE:O	3:X:169:THR:HG21	2.08	0.53
3:X:163:ASP:OD1	3:X:164:ARG:N	2.41	0.53
3:X:250:LEU:O	3:X:253:LEU:CD2	2.56	0.53
3:X:252:SER:CB	4:Y:259:LEU:CD2	2.85	0.53
3:X:399:TRP:CE3	3:X:399:TRP:HA	2.43	0.53
3:X:401:TYR:CD1	3:X:401:TYR:O	2.61	0.53
3:X:406:ILE:O	3:X:410:LEU:HD23	2.07	0.53
4:Y:81:SER:OG	4:Y:82:GLU:N	2.39	0.53
4:Y:183:TRP:HB2	4:Y:214:ILE:HD13	1.90	0.53
4:Y:246:ALA:CB	4:Y:250:LYS:HG3	2.24	0.53
4:Y:441:LEU:HD12	4:Y:441:LEU:O	2.08	0.53
3:Z:221:PRO:C	3:Z:224:LEU:HB3	2.29	0.53
1:0:95:ASN:HB3	1:0:127:SER:H	1.73	0.53
1:0:241:LEU:CG	1:0:248:LYS:HE2	2.38	0.53
1:0:306:HIS:CA	1:0:312:HIS:O	2.40	0.53
2:1:77:ILE:O	2:1:77:ILE:CG1	2.54	0.53
2:1:228:TYR:CD1	2:1:229:VAL:HG22	2.43	0.53
3:2:257:LEU:HA	3:2:260:ILE:HG13	1.90	0.53
3:2:276:LYS:HA	3:2:279:LEU:HD12	1.90	0.53
4:3:248:GLY:C	4:3:250:LYS:H	2.11	0.53
4:3:473:GLN:OE1	4:3:473:GLN:O	2.26	0.53
3:A:25:HIS:O	3:A:25:HIS:CG	2.61	0.53
3:A:33:VAL:HG22	3:A:158:ILE:HG12	1.86	0.53
1:B:37:LEU:CG	1:B:179:ALA:HB3	2.39	0.53
1:B:95:ASN:HB3	1:B:127:SER:H	1.73	0.53
1:B:235:ALA:O	1:B:239:PHE:CD2	2.61	0.53
2:C:37:LEU:HD12	2:C:217:PHE:CE2	2.42	0.53
2:C:60:HIS:HE1	2:C:160:MET:CE	2.21	0.53
2:C:65:HIS:HD2	2:C:65:HIS:N	1.90	0.53

Continued on next page...

Continued from previous page...

Atom-1	Atom-2	Interatomic distance (Å)	Clash overlap (Å)
2:C:106:TYR:CD1	2:C:107:PHE:CE1	2.96	0.53
2:C:451:GLN:O	2:C:455:ARG:CZ	2.56	0.53
3:D:31:ILE:O	3:D:158:ILE:HA	2.08	0.53
3:D:245:LEU:O	3:D:249:VAL:HG23	2.08	0.53
3:D:257:LEU:HA	3:D:260:ILE:HG13	1.90	0.53
3:D:276:LYS:O	3:D:280:PHE:CE1	2.61	0.53
4:E:281:LEU:HD11	4:E:286:LEU:HD11	1.91	0.53
3:F:90:LEU:O	3:F:91:VAL:HG23	2.09	0.53
1:G:135:PHE:H	1:G:136:PRO:CD	2.21	0.53
1:G:196:ASN:O	1:G:197:TRP:CD1	2.61	0.53
1:G:235:ALA:O	1:G:239:PHE:CD2	2.61	0.53
2:H:96:ASN:OD1	2:H:97:ASN:ND2	2.42	0.53
2:H:149:THR:HG22	2:H:214:ASP:HB3	1.87	0.53
2:H:160:MET:N	2:H:213:GLN:HG3	2.23	0.53
2:H:300:THR:CA	2:H:303:VAL:HG23	2.37	0.53
2:H:431:LYS:HE2	3:I:382:ILE:CD1	2.38	0.53
3:I:82:SER:HB3	3:I:118:TRP:CZ3	2.44	0.53
3:I:163:ASP:OD1	3:I:164:ARG:N	2.41	0.53
3:I:257:LEU:HA	3:I:260:ILE:HG13	1.90	0.53
3:I:399:TRP:HA	3:I:399:TRP:CE3	2.43	0.53
4:J:183:TRP:HB2	4:J:215:GLN:O	2.08	0.53
3:K:7:LEU:O	3:K:11:LEU:HG	2.08	0.53
3:K:36:GLN:HA	3:K:164:ARG:HH21	1.70	0.53
3:K:213:TYR:CG	3:K:214:PHE:N	2.76	0.53
3:K:419:ILE:HG22	3:K:420:ILE:H	1.74	0.53
3:K:433:LEU:HD12	3:K:433:LEU:O	2.09	0.53
2:M:38:THR:HG21	2:M:57:TRP:HE3	1.62	0.53
3:N:242:LYS:NZ	4:O:304:LEU:HD11	2.23	0.53
3:P:117:MET:CG	3:P:119:THR:HG23	2.38	0.53
3:P:221:PRO:C	3:P:224:LEU:HB3	2.29	0.53
3:P:301:ARG:HH12	3:P:406:ILE:HD11	1.73	0.53
1:Q:37:LEU:HD12	1:Q:54:VAL:HG11	1.90	0.53
1:Q:88:PRO:HB2	1:Q:90:ILE:CD1	2.38	0.53
1:Q:241:LEU:HD13	2:R:314:PHE:CD2	2.43	0.53
1:Q:451:THR:HA	1:Q:454:ILE:HB	1.91	0.53
2:R:181:PRO:HA	2:R:184:PHE:HB2	1.90	0.53
3:S:53:ASN:HD21	3:S:121:PRO:C	2.11	0.53
3:S:187:TRP:HD1	3:S:197:PRO:O	1.85	0.53
3:S:230:VAL:HG22	3:S:234:TYR:HE1	1.72	0.53
4:T:81:SER:OG	4:T:82:GLU:N	2.39	0.53
4:T:127:CYS:SG	4:T:128:PRO:HD2	2.49	0.53

Continued on next page...

Continued from previous page...

Atom-1	Atom-2	Interatomic distance (Å)	Clash overlap (Å)
4:T:156:ASN:ND2	4:T:206:GLN:OE1	2.41	0.53
4:T:162:GLU:HA	4:T:190:ALA:H	1.73	0.53
4:T:425:SER:O	4:T:429:GLN:N	2.25	0.53
3:U:265:PRO:CD	3:U:266:SER:N	2.71	0.53
1:V:37:LEU:CG	1:V:179:ALA:HB3	2.39	0.53
1:V:269:LYS:O	1:V:273:THR:HG23	2.08	0.53
1:V:451:THR:HA	1:V:454:ILE:HD12	1.90	0.53
2:W:60:HIS:HE1	2:W:160:MET:CE	2.20	0.53
2:W:110:VAL:HG12	2:W:111:LEU:N	2.23	0.53
2:W:308:ILE:CG2	2:W:309:VAL:N	2.71	0.53
3:X:135:PHE:C	3:X:135:PHE:HD1	2.12	0.53
3:X:177:VAL:HG12	3:X:208:GLN:HG2	1.88	0.53
3:X:209:ARG:HG3	3:X:210:ILE:H	1.72	0.53
3:X:245:LEU:O	3:X:249:VAL:HG23	2.09	0.53
3:X:252:SER:HB2	4:Y:259:LEU:CD2	2.36	0.53
4:Y:71:TYR:HD1	4:Y:111:ASN:CG	2.11	0.53
4:Y:128:PRO:C	4:Y:129:ILE:HG23	2.27	0.53
4:Y:184:THR:CG2	4:Y:215:GLN:HG2	2.37	0.53
4:Y:419:CYS:HA	4:Y:422:ILE:HG12	1.90	0.53
4:Y:453:ILE:HA	4:Y:456:LEU:HD12	1.91	0.53
3:Z:7:LEU:O	3:Z:11:LEU:HG	2.08	0.53
3:Z:379:VAL:HA	3:Z:382:ILE:CD1	2.38	0.53
1:O:56:LEU:HB2	1:O:120:PRO:HG2	1.89	0.53
1:O:226:VAL:O	1:O:230:LEU:N	2.30	0.53
1:O:451:THR:HA	1:O:454:ILE:HB	1.91	0.53
1:O:467:PRO:O	1:O:469:ALA:N	2.41	0.53
2:1:7:LEU:HD13	2:1:73:GLU:CD	2.27	0.53
2:1:192:ILE:CD1	2:1:221:ILE:CG2	2.86	0.53
3:2:241:GLU:C	3:2:243:MET:CE	2.77	0.53
3:2:254:THR:HG23	3:2:255:VAL:N	2.22	0.53
4:3:38:ASN:O	4:3:51:THR:CA	2.56	0.53
4:3:162:GLU:HA	4:3:190:ALA:H	1.74	0.53
4:3:172:ILE:CG1	4:3:174:PRO:HD2	2.21	0.53
4:3:239:VAL:HA	4:3:242:LEU:HD23	1.90	0.53
3:A:24:HIS:N	3:A:24:HIS:CD2	2.76	0.53
3:A:59:GLN:NE2	3:A:117:MET:CG	2.62	0.53
3:A:285:VAL:HG13	3:A:286:ILE:HG13	1.91	0.53
1:B:69:PRO:HG2	1:B:70:ALA:H	1.73	0.53
1:B:75:ILE:HG22	2:C:27:ASN:HB3	1.89	0.53
1:B:439:PHE:C	1:B:442:ILE:HB	2.29	0.53
1:B:459:SER:C	1:B:463:PRO:HD2	2.29	0.53

Continued on next page...

Continued from previous page...

Atom-1	Atom-2	Interatomic distance (Å)	Clash overlap (Å)
2:C:64:ASP:O	2:C:67:LEU:HB3	2.08	0.53
2:C:434:LYS:CE	2:C:435:GLU:CG	2.86	0.53
3:D:242:LYS:CD	3:D:245:LEU:HD13	2.35	0.53
3:D:245:LEU:CG	4:E:255:ILE:HG13	2.38	0.53
4:E:48:ALA:HA	4:E:125:SER:O	2.08	0.53
4:E:95:VAL:HG22	4:E:123:TYR:CE2	2.42	0.53
4:E:136:PHE:HD2	4:E:472:ASN:HA	1.72	0.53
4:E:143:LEU:HD12	4:E:143:LEU:N	2.23	0.53
4:E:191:LYS:N	4:E:209:ILE:CG2	2.70	0.53
4:E:441:LEU:HD12	4:E:441:LEU:O	2.08	0.53
3:F:132:VAL:O	3:F:274:ILE:CG2	2.55	0.53
3:F:279:LEU:CD1	3:F:282:MET:HB3	2.37	0.53
3:F:287:SER:O	3:F:291:VAL:HG23	2.09	0.53
1:G:196:ASN:OD1	1:G:197:TRP:N	2.41	0.53
1:G:256:LEU:HD12	1:G:302:LEU:HD13	1.89	0.53
1:G:459:SER:C	1:G:463:PRO:HD2	2.29	0.53
2:H:42:LEU:HA	2:H:54:THR:CG2	2.33	0.53
2:H:42:LEU:CA	2:H:54:THR:HG22	2.35	0.53
3:I:26:THR:CG2	3:I:27:HIS:H	2.19	0.53
3:I:43:VAL:CG2	3:I:50:VAL:HG13	2.37	0.53
3:I:43:VAL:HG11	3:I:50:VAL:HG22	1.90	0.53
3:I:411:LEU:O	3:I:415:MET:CG	2.56	0.53
3:I:420:ILE:HA	3:I:423:VAL:CG2	2.39	0.53
4:J:143:LEU:HD12	4:J:143:LEU:N	2.23	0.53
4:J:156:ASN:ND2	4:J:206:GLN:OE1	2.41	0.53
4:J:441:LEU:HD12	4:J:441:LEU:O	2.08	0.53
4:J:453:ILE:HA	4:J:456:LEU:HD12	1.91	0.53
1:L:196:ASN:OD1	1:L:197:TRP:N	2.41	0.53
1:L:459:SER:C	1:L:463:PRO:HD2	2.29	0.53
2:M:13:ILE:HG23	2:M:82:LEU:HD21	1.89	0.53
2:M:79:ILE:HG23	2:M:111:LEU:HD11	1.90	0.53
2:M:106:TYR:CD1	2:M:107:PHE:CE1	2.96	0.53
2:M:139:PHE:O	2:M:222:ARG:CG	2.56	0.53
2:M:180:ASP:CB	2:M:195:LYS:HB2	2.37	0.53
2:M:274:THR:HA	2:M:277:ARG:HH11	1.73	0.53
3:N:31:ILE:O	3:N:158:ILE:HA	2.08	0.53
3:N:37:LEU:HD13	3:N:54:VAL:HG22	1.90	0.53
3:N:46:VAL:CG2	3:N:272:PRO:HD3	2.37	0.53
3:N:82:SER:HB3	3:N:118:TRP:CZ3	2.44	0.53
3:N:163:ASP:OD1	3:N:164:ARG:N	2.41	0.53
3:N:401:TYR:CD1	3:N:401:TYR:O	2.60	0.53

Continued on next page...

Continued from previous page...

Atom-1	Atom-2	Interatomic distance (Å)	Clash overlap (Å)
4:O:1:ASN:HD22	4:O:69:SER:CA	2.22	0.53
4:O:23:THR:HG23	4:O:24:LEU:H	1.74	0.53
4:O:136:PHE:HD2	4:O:472:ASN:HA	1.73	0.53
4:O:183:TRP:HB2	4:O:214:ILE:HD13	1.90	0.53
4:O:271:LYS:NZ	4:O:271:LYS:CB	2.61	0.53
3:P:279:LEU:CD1	3:P:282:MET:HB3	2.37	0.53
2:R:12:LEU:HD12	2:R:16:LYS:CD	2.37	0.53
2:R:314:PHE:HA	2:R:320:HIS:O	2.09	0.53
3:S:163:ASP:OD1	3:S:164:ARG:N	2.41	0.53
3:S:252:SER:CB	4:T:259:LEU:CD2	2.85	0.53
4:T:62:TYR:C	4:T:64:LEU:N	2.62	0.53
4:T:100:GLU:OE2	4:T:122:ILE:HG12	2.08	0.53
4:T:143:LEU:HD12	4:T:143:LEU:N	2.23	0.53
4:T:267:LEU:HA	4:T:270:GLN:CG	2.38	0.53
3:U:37:LEU:H	3:U:164:ARG:HH22	1.55	0.53
3:U:213:TYR:CG	3:U:214:PHE:N	2.76	0.53
3:U:397:GLU:HA	3:U:400:LYS:HD2	1.90	0.53
1:V:31:VAL:HG21	1:V:86:TRP:HZ3	1.72	0.53
1:V:147:LYS:CG	1:V:148:SER:N	2.71	0.53
1:V:230:LEU:C	1:V:233:ILE:HG13	2.29	0.53
2:W:136:TYR:CD1	2:W:142:GLN:HB3	2.42	0.53
2:W:274:THR:HA	2:W:277:ARG:HH11	1.74	0.53
4:Y:1:ASN:HD22	4:Y:69:SER:CA	2.22	0.53
4:Y:26:HIS:O	4:Y:27:VAL:O	2.25	0.53
4:Y:71:TYR:CG	4:Y:72:GLU:N	2.76	0.53
4:Y:157:LEU:CD1	4:Y:208:ILE:HD11	2.38	0.53
4:Y:183:TRP:HB2	4:Y:215:GLN:O	2.08	0.53
4:Y:261:GLN:HE22	4:Y:296:ILE:HD12	1.69	0.53
3:Z:250:LEU:CD2	3:Z:292:THR:HG22	2.39	0.53
3:Z:297:ASN:O	3:Z:301:ARG:N	2.40	0.53
3:Z:433:LEU:HD12	3:Z:433:LEU:O	2.08	0.53
1:O:281:ILE:O	1:O:282:SER:C	2.47	0.53
2:1:16:LYS:HE2	2:1:16:LYS:HA	1.91	0.53
2:1:451:GLN:O	2:1:455:ARG:CZ	2.56	0.53
2:1:466:VAL:O	2:1:470:ILE:HG12	2.08	0.53
3:2:63:VAL:HG22	3:2:66:ARG:HD2	1.91	0.53
3:2:144:MET:CE	3:2:205:PHE:CE1	2.92	0.53
3:2:250:LEU:O	3:2:253:LEU:CD2	2.56	0.53
3:A:213:TYR:CG	3:A:214:PHE:N	2.76	0.53
1:B:15:TYR:O	1:B:15:TYR:HD1	1.92	0.53
1:B:142:CYS:O	1:B:210:TYR:CD1	2.49	0.53

Continued on next page...

Continued from previous page...

Atom-1	Atom-2	Interatomic distance (Å)	Clash overlap (Å)
1:B:196:ASN:OD1	1:B:197:TRP:N	2.41	0.53
1:B:241:LEU:CG	1:B:248:LYS:HE2	2.38	0.53
1:B:451:THR:HA	1:B:454:ILE:HB	1.91	0.53
2:C:16:LYS:HE2	2:C:16:LYS:HA	1.91	0.53
2:C:47:GLU:CG	2:C:286:PRO:HD2	2.38	0.53
2:C:431:LYS:HE2	3:D:382:ILE:CD1	2.38	0.53
3:D:223:LEU:HD23	3:D:223:LEU:O	2.07	0.53
3:D:420:ILE:HA	3:D:423:VAL:CG2	2.39	0.53
4:E:38:ASN:O	4:E:51:THR:CA	2.56	0.53
4:E:184:THR:CG2	4:E:215:GLN:HG2	2.37	0.53
4:E:191:LYS:HB2	4:E:209:ILE:CG2	2.38	0.53
3:F:62:ASP:C	3:F:64:ARG:H	2.11	0.53
1:G:22:SER:HB3	1:G:29:VAL:HG22	1.91	0.53
2:H:52:LEU:HD21	2:H:130:CYS:CB	2.29	0.53
2:H:60:HIS:HE1	2:H:160:MET:CE	2.21	0.53
2:H:139:PHE:O	2:H:222:ARG:CG	2.56	0.53
2:H:247:PHE:O	2:H:250:PRO:HG3	2.07	0.53
2:H:314:PHE:HA	2:H:320:HIS:O	2.09	0.53
3:I:45:GLU:OE2	3:I:272:PRO:O	2.26	0.53
3:I:242:LYS:NZ	4:J:304:LEU:HD11	2.23	0.53
3:I:305:THR:HG1	3:I:401:TYR:HD2	1.52	0.53
3:I:393:SER:O	3:I:396:ALA:HB3	2.07	0.53
4:J:1:ASN:HD22	4:J:69:SER:CA	2.22	0.53
4:J:55:ILE:HG21	4:J:119:PRO:HG2	1.88	0.53
4:J:71:TYR:HD1	4:J:111:ASN:CG	2.11	0.53
4:J:135:PRO:CG	4:J:137:ASP:OD1	2.56	0.53
4:J:157:LEU:CD1	4:J:208:ILE:HD11	2.38	0.53
4:J:258:LEU:HD12	4:J:300:CYS:SG	2.48	0.53
4:J:425:SER:O	4:J:429:GLN:N	2.25	0.53
3:K:79:ARG:NH1	3:K:107:LYS:HZ2	2.05	0.53
3:K:151:TYR:HB2	3:K:156:VAL:HG13	1.88	0.53
1:L:95:ASN:HB3	1:L:127:SER:H	1.74	0.53
1:L:242:PRO:HG2	1:L:243:PRO:CD	2.38	0.53
1:L:246:GLY:C	1:L:248:LYS:N	2.60	0.53
1:L:281:ILE:O	1:L:282:SER:C	2.47	0.53
1:L:287:ILE:HD12	1:L:287:ILE:C	2.29	0.53
2:M:106:TYR:O	2:M:106:TYR:CD1	2.56	0.53
2:M:300:THR:CA	2:M:303:VAL:HG23	2.37	0.53
2:M:451:GLN:O	2:M:455:ARG:CZ	2.56	0.53
3:N:17:LYS:CD	3:N:84:ASP:HA	2.37	0.53
4:O:38:ASN:O	4:O:51:THR:CA	2.56	0.53

Continued on next page...

Continued from previous page...

Atom-1	Atom-2	Interatomic distance (Å)	Clash overlap (Å)
4:O:100:GLU:OE2	4:O:122:ILE:HG12	2.08	0.53
4:O:135:PRO:CG	4:O:137:ASP:OD1	2.56	0.53
3:P:74:GLY:O	3:P:75:ILE:HG23	2.07	0.53
3:P:285:VAL:HG13	3:P:286:ILE:HG13	1.91	0.53
3:P:419:ILE:HG22	3:P:420:ILE:H	1.74	0.53
1:Q:56:LEU:HB2	1:Q:120:PRO:HG2	1.89	0.53
1:Q:230:LEU:C	1:Q:233:ILE:HG13	2.29	0.53
1:Q:235:ALA:O	1:Q:239:PHE:CD2	2.61	0.53
1:Q:241:LEU:CG	1:Q:248:LYS:HE2	2.38	0.53
1:Q:439:PHE:C	1:Q:442:ILE:HB	2.29	0.53
2:R:53:THR:HA	2:R:126:PHE:O	2.07	0.53
2:R:64:ASP:O	2:R:67:LEU:HB3	2.08	0.53
2:R:155:ALA:H	2:R:211:ASN:HA	1.71	0.53
2:R:426:THR:O	2:R:429:ILE:HG23	2.07	0.53
3:S:245:LEU:O	3:S:249:VAL:HG23	2.08	0.53
3:S:276:LYS:O	3:S:280:PHE:CE1	2.61	0.53
3:S:296:ILE:HA	3:S:299:HIS:HB3	1.88	0.53
3:U:171:MET:HG3	3:U:173:SER:H	1.73	0.53
3:U:304:SER:CB	3:U:400:LYS:HZ2	2.21	0.53
3:U:390:GLU:O	3:U:393:SER:OG	2.21	0.53
2:W:67:LEU:HD12	2:W:116:GLY:N	2.22	0.53
2:W:79:ILE:HG23	2:W:111:LEU:HD11	1.90	0.53
2:W:181:PRO:HA	2:W:184:PHE:HB2	1.90	0.53
2:W:314:PHE:HA	2:W:320:HIS:O	2.09	0.53
3:X:82:SER:HB3	3:X:118:TRP:CZ3	2.44	0.53
3:X:301:ARG:NH2	3:X:405:VAL:HB	2.23	0.53
4:Y:103:TYR:HB3	4:Y:104:TYR:CD1	2.44	0.53
4:Y:281:LEU:HD11	4:Y:286:LEU:HD11	1.91	0.53
3:Z:67:TRP:CG	3:Z:71:ASP:CB	2.90	0.53
3:Z:67:TRP:CB	3:Z:71:ASP:HB3	2.37	0.53
3:Z:148:ILE:HG21	3:Z:198:TYR:HB2	1.86	0.53
1:0:130:ILE:CB	1:0:134:TYR:CD2	2.84	0.53
1:0:232:SER:O	1:0:236:ILE:N	2.38	0.53
2:1:60:HIS:ND1	2:1:90:PRO:HG2	2.24	0.53
2:1:110:VAL:HG12	2:1:111:LEU:N	2.24	0.53
2:1:274:THR:HA	2:1:277:ARG:HH11	1.73	0.53
3:2:49:ILE:CD1	3:2:125:LYS:HE3	2.36	0.53
3:2:82:SER:HB3	3:2:118:TRP:CZ3	2.44	0.53
3:2:227:PHE:CD1	3:2:231:LEU:HG	2.44	0.53
4:3:103:TYR:HB3	4:3:104:TYR:CD1	2.44	0.53
4:3:183:TRP:HB2	4:3:215:GLN:O	2.08	0.53

Continued on next page...

Continued from previous page...

Atom-1	Atom-2	Interatomic distance (Å)	Clash overlap (Å)
4:3:250:LYS:O	4:3:253:LEU:HB3	2.08	0.53
4:3:281:LEU:HD11	4:3:286:LEU:HD11	1.91	0.53
3:A:160:PRO:HG3	3:A:185:LYS:HE2	1.89	0.53
1:B:137:PHE:CZ	1:B:461:ASN:OD1	2.62	0.53
1:B:281:ILE:O	1:B:284:LEU:N	2.41	0.53
1:B:295:VAL:O	1:B:299:VAL:HG23	2.09	0.53
2:C:139:PHE:O	2:C:222:ARG:CG	2.56	0.53
2:C:192:ILE:CD1	2:C:221:ILE:CG2	2.86	0.53
3:D:91:VAL:HG22	3:D:96:ALA:CB	2.39	0.53
3:D:399:TRP:CE3	3:D:399:TRP:HA	2.43	0.53
4:E:61:ASP:OD1	4:E:63:ARG:CB	2.57	0.53
4:E:258:LEU:HD12	4:E:300:CYS:SG	2.48	0.53
3:F:25:HIS:O	3:F:25:HIS:CG	2.61	0.53
3:F:41:ILE:HG12	3:F:51:GLU:O	2.07	0.53
3:F:256:PHE:HE1	1:G:261:VAL:HG23	1.72	0.53
3:F:390:GLU:O	3:F:393:SER:OG	2.21	0.53
1:G:255:ALA:O	1:G:259:LEU:N	2.34	0.53
3:I:245:LEU:CG	4:J:255:ILE:HG13	2.38	0.53
3:I:303:PRO:CB	3:I:400:LYS:NZ	2.72	0.53
4:J:104:TYR:CD1	4:J:104:TYR:N	2.76	0.53
4:J:128:PRO:HD2	4:J:141:CYS:HA	1.91	0.53
4:J:184:THR:HG23	4:J:215:GLN:HG2	1.90	0.53
4:J:267:LEU:HA	4:J:270:GLN:CG	2.39	0.53
4:J:418:ALA:HA	4:J:421:PHE:HD2	1.73	0.53
3:K:7:LEU:HD22	3:K:70:ALA:HB1	1.90	0.53
3:K:304:SER:N	3:K:400:LYS:HD3	2.18	0.53
1:L:255:ALA:HA	2:M:265:LEU:HD21	1.90	0.53
2:M:12:LEU:HD12	2:M:16:LYS:CD	2.37	0.53
2:M:47:GLU:CG	2:M:286:PRO:HD2	2.38	0.53
2:M:60:HIS:ND1	2:M:90:PRO:HG2	2.24	0.53
2:M:314:PHE:HA	2:M:320:HIS:O	2.09	0.53
3:N:63:VAL:HG22	3:N:66:ARG:HD2	1.91	0.53
3:N:209:ARG:CG	3:N:210:ILE:N	2.67	0.53
3:N:245:LEU:O	3:N:249:VAL:HG23	2.08	0.53
3:N:245:LEU:CG	4:O:255:ILE:HG13	2.38	0.53
3:P:37:LEU:HD22	3:P:54:VAL:HG12	1.90	0.53
3:P:67:TRP:CD1	3:P:71:ASP:OD1	2.62	0.53
3:P:286:ILE:HA	3:P:289:ILE:HB	1.90	0.53
1:Q:75:ILE:HG22	2:R:27:ASN:HB3	1.90	0.53
1:Q:196:ASN:O	1:Q:197:TRP:CD1	2.61	0.53
1:Q:196:ASN:OD1	1:Q:197:TRP:N	2.41	0.53

Continued on next page...

Continued from previous page...

Atom-1	Atom-2	Interatomic distance (Å)	Clash overlap (Å)
2:R:30:VAL:HG23	2:R:156:ASN:CA	2.38	0.53
2:R:60:HIS:HE1	2:R:160:MET:CE	2.20	0.53
2:R:296:MET:HA	2:R:296:MET:HE3	1.90	0.53
3:S:104:HIS:HB2	3:S:105:MET:SD	2.49	0.53
3:S:106:THR:HG23	3:S:107:LYS:HE2	1.90	0.53
3:S:141:ASN:HB3	3:S:206:ILE:HD11	1.89	0.53
3:S:276:LYS:HA	3:S:279:LEU:HD12	1.90	0.53
3:S:420:ILE:HA	3:S:423:VAL:CG2	2.39	0.53
4:T:191:LYS:HB2	4:T:209:ILE:CG2	2.38	0.53
3:U:48:GLN:HB2	3:U:130:ILE:HG23	1.89	0.53
3:U:67:TRP:CD1	3:U:71:ASP:OD1	2.62	0.53
3:U:258:LEU:HD11	4:Y:264:PHE:CD2	2.44	0.53
3:U:426:PHE:CD1	3:U:426:PHE:C	2.82	0.53
1:V:135:PHE:N	1:V:136:PRO:CD	2.71	0.53
1:V:137:PHE:CZ	1:V:461:ASN:OD1	2.62	0.53
1:V:196:ASN:OD1	1:V:197:TRP:N	2.41	0.53
1:V:439:PHE:C	1:V:442:ILE:HB	2.29	0.53
1:V:451:THR:HA	1:V:454:ILE:HB	1.91	0.53
2:W:180:ASP:CB	2:W:195:LYS:HB2	2.37	0.53
3:X:66:ARG:HD3	3:X:66:ARG:N	2.22	0.53
4:Y:36:LEU:HD12	4:Y:173:ASP:CG	2.29	0.53
4:Y:100:GLU:HB2	4:Y:122:ILE:CG1	2.39	0.53
4:Y:127:CYS:SG	4:Y:128:PRO:HD2	2.49	0.53
3:Z:101:ALA:C	3:Z:102:ILE:HG13	2.29	0.53
3:Z:265:PRO:CD	3:Z:266:SER:N	2.71	0.53
3:Z:419:ILE:HG22	3:Z:420:ILE:H	1.74	0.53
1:0:45:GLU:OE1	1:0:279:ILE:CD1	2.54	0.53
1:0:196:ASN:OD1	1:0:197:TRP:N	2.41	0.53
1:0:239:PHE:N	1:0:239:PHE:CD1	2.76	0.53
2:1:29:GLU:O	2:1:155:ALA:O	2.26	0.53
2:1:96:ASN:OD1	2:1:97:ASN:ND2	2.42	0.53
2:1:204:ASP:C	2:1:207:PRO:HD2	2.29	0.53
3:2:38:ILE:O	3:2:169:THR:HG21	2.08	0.53
3:2:45:GLU:OE2	3:2:272:PRO:O	2.26	0.53
3:2:253:LEU:HD23	3:2:254:THR:HB	1.91	0.53
4:3:127:CYS:SG	4:3:128:PRO:HD2	2.49	0.53
4:3:135:PRO:CG	4:3:137:ASP:OD1	2.56	0.53
4:3:436:ASN:CA	4:3:439:TRP:HE1	2.15	0.53
4:3:444:LYS:HA	4:3:444:LYS:CE	2.35	0.53
3:A:64:ARG:CA	3:A:66:ARG:NH1	2.63	0.53
3:A:95:ASN:OD1	3:A:144:MET:SD	2.66	0.53

Continued on next page...

Continued from previous page...

Atom-1	Atom-2	Interatomic distance (Å)	Clash overlap (Å)
3:A:132:VAL:O	3:A:274:ILE:CG2	2.55	0.53
3:A:187:TRP:HD1	3:A:199:LEU:HD23	1.74	0.53
1:B:88:PRO:HB2	1:B:90:ILE:CD1	2.38	0.53
1:B:160:HIS:CG	1:B:195:LYS:HE2	2.43	0.53
2:C:308:ILE:CG2	2:C:309:VAL:N	2.71	0.53
2:C:452:THR:HA	2:C:455:ARG:HD3	1.89	0.53
3:D:49:ILE:CD1	3:D:125:LYS:HE3	2.36	0.53
3:D:104:HIS:HB2	3:D:105:MET:SD	2.49	0.53
3:D:144:MET:CE	3:D:205:PHE:CE1	2.92	0.53
4:E:100:GLU:OE2	4:E:122:ILE:HG12	2.08	0.53
4:E:127:CYS:SG	4:E:128:PRO:HD2	2.49	0.53
4:E:172:ILE:HG21	4:E:174:PRO:HG2	1.88	0.53
3:F:160:PRO:HG3	3:F:185:LYS:HE2	1.89	0.53
1:G:132:VAL:O	1:G:279:ILE:CA	2.57	0.53
1:G:135:PHE:N	1:G:136:PRO:CD	2.71	0.53
1:G:281:ILE:O	1:G:282:SER:C	2.47	0.53
3:I:102:ILE:O	3:I:102:ILE:CG2	2.56	0.53
3:I:244:THR:CG2	3:I:245:LEU:N	2.72	0.53
4:J:44:GLU:CG	4:J:129:ILE:HD12	2.38	0.53
4:J:61:ASP:OD1	4:J:63:ARG:CB	2.57	0.53
4:J:103:TYR:HB3	4:J:104:TYR:CD1	2.44	0.53
4:J:127:CYS:SG	4:J:128:PRO:HD2	2.49	0.53
3:K:90:LEU:O	3:K:91:VAL:HG23	2.08	0.53
1:L:45:GLU:OE1	1:L:279:ILE:CD1	2.54	0.53
1:L:56:LEU:HB2	1:L:120:PRO:HG2	1.89	0.53
1:L:261:VAL:O	1:L:265:LEU:HG	2.09	0.53
1:L:297:LEU:O	1:L:301:VAL:HG13	2.09	0.53
2:M:67:LEU:CB	2:M:116:GLY:HA2	2.33	0.53
2:M:110:VAL:HG12	2:M:111:LEU:N	2.23	0.53
2:M:452:THR:CA	2:M:455:ARG:HD3	2.38	0.53
3:N:49:ILE:CD1	3:N:125:LYS:HE3	2.35	0.53
3:N:56:LEU:N	3:N:56:LEU:CD2	2.72	0.53
3:N:252:SER:HB2	4:O:259:LEU:CD2	2.36	0.53
3:N:257:LEU:HA	3:N:260:ILE:HG13	1.90	0.53
4:O:281:LEU:HD11	4:O:286:LEU:HD11	1.91	0.53
4:O:418:ALA:HA	4:O:421:PHE:HD2	1.73	0.53
3:P:426:PHE:CD1	3:P:426:PHE:C	2.82	0.53
1:Q:137:PHE:CZ	1:Q:461:ASN:OD1	2.62	0.53
3:S:26:THR:CG2	3:S:27:HIS:H	2.19	0.53
3:S:56:LEU:HB2	3:S:120:PRO:CD	2.39	0.53
3:S:68:ASN:HB2	3:S:69:PRO:HD2	1.86	0.53

Continued on next page...

Continued from previous page...

Atom-1	Atom-2	Interatomic distance (Å)	Clash overlap (Å)
3:S:82:SER:HB3	3:S:118:TRP:CZ3	2.44	0.53
3:S:107:LYS:H	3:S:107:LYS:HD3	1.71	0.53
3:S:161:GLU:HG3	3:S:162:SER:N	2.24	0.53
3:S:245:LEU:CG	4:T:255:ILE:HG13	2.38	0.53
3:S:295:VAL:O	3:S:299:HIS:HB2	2.07	0.53
4:T:44:GLU:CA	4:T:129:ILE:CD1	2.72	0.53
4:T:183:TRP:HB2	4:T:215:GLN:O	2.08	0.53
4:T:248:GLY:C	4:T:250:LYS:H	2.11	0.53
3:U:41:ILE:HG12	3:U:51:GLU:O	2.07	0.53
3:U:301:ARG:HH12	3:U:406:ILE:HD11	1.73	0.53
1:V:249:MET:HE1	1:V:250:SER:HB3	1.89	0.53
1:V:281:ILE:O	1:V:282:SER:C	2.47	0.53
2:W:87:ILE:HG21	2:W:110:VAL:HG11	1.91	0.53
2:W:192:ILE:CD1	2:W:221:ILE:CG2	2.86	0.53
2:W:474:VAL:HA	2:W:477:ASN:ND2	2.23	0.53
3:X:53:ASN:HD21	3:X:121:PRO:C	2.11	0.53
3:X:106:THR:HG23	3:X:107:LYS:HE2	1.90	0.53
3:X:230:VAL:HG22	3:X:234:TYR:HE1	1.72	0.53
4:Y:135:PRO:CG	4:Y:137:ASP:OD1	2.56	0.53
4:Y:138:TRP:HB3	4:Y:214:ILE:O	2.09	0.53
4:Y:239:VAL:CA	4:Y:242:LEU:HD23	2.39	0.53
4:Y:239:VAL:HA	4:Y:242:LEU:HD23	1.90	0.53
3:Z:37:LEU:HD22	3:Z:54:VAL:HG12	1.90	0.53
3:Z:135:PHE:HB3	3:Z:272:PRO:O	2.09	0.53
3:Z:171:MET:HG3	3:Z:173:SER:H	1.73	0.53
1:O:255:ALA:HA	2:1:265:LEU:HD21	1.90	0.53
2:1:94:LEU:HB2	2:1:98:ASN:CB	2.33	0.53
2:1:110:VAL:HG22	2:1:120:TRP:HB2	1.91	0.53
2:1:262:CYS:SG	2:1:263:VAL:N	2.82	0.53
3:2:107:LYS:HZ1	4:3:149:THR:HA	1.69	0.53
3:2:141:ASN:HB3	3:2:206:ILE:HG12	1.89	0.53
4:3:61:ASP:OD1	4:3:63:ARG:CB	2.57	0.53
4:3:138:TRP:HB3	4:3:214:ILE:O	2.09	0.53
4:3:418:ALA:HA	4:3:421:PHE:HD2	1.73	0.53
4:3:441:LEU:HD12	4:3:441:LEU:O	2.08	0.53
3:A:54:VAL:O	3:A:122:ALA:N	2.40	0.53
3:A:100:PHE:CD2	3:A:103:VAL:HG21	2.43	0.53
3:A:225:PHE:HD1	3:A:229:THR:HG1	1.56	0.53
1:B:11:LEU:N	1:B:11:LEU:CD2	2.72	0.53
2:C:60:HIS:ND1	2:C:90:PRO:HG2	2.24	0.53
3:D:63:VAL:HG22	3:D:66:ARG:HD2	1.91	0.53

Continued on next page...

Continued from previous page...

Atom-1	Atom-2	Interatomic distance (Å)	Clash overlap (Å)
3:D:102:ILE:O	3:D:102:ILE:CG2	2.56	0.53
3:D:135:PHE:C	3:D:135:PHE:HD1	2.12	0.53
3:D:252:SER:HB2	4:E:259:LEU:CD2	2.36	0.53
4:E:23:THR:HG23	4:E:24:LEU:H	1.74	0.53
4:E:129:ILE:HG22	4:E:133:TYR:HD2	1.66	0.53
4:E:183:TRP:HB2	4:E:215:GLN:O	2.08	0.53
4:E:238:LEU:O	4:E:242:LEU:N	2.38	0.53
3:F:43:VAL:CB	3:F:50:VAL:HG22	2.38	0.53
3:F:190:TYR:HH	3:F:198:TYR:HE1	1.57	0.53
3:F:405:VAL:HA	3:F:408:HIS:ND1	2.24	0.53
1:G:31:VAL:HG21	1:G:86:TRP:HZ3	1.72	0.53
1:G:226:VAL:O	1:G:230:LEU:N	2.30	0.53
1:G:287:ILE:HD12	1:G:287:ILE:C	2.29	0.53
1:G:295:VAL:O	1:G:299:VAL:HG23	2.09	0.53
2:H:48:THR:HA	2:H:286:PRO:HB3	1.91	0.53
2:H:248:TYR:OH	2:H:461:ILE:HG12	2.09	0.53
2:H:452:THR:CA	2:H:455:ARG:HD3	2.38	0.53
3:I:46:VAL:CG2	3:I:272:PRO:HD3	2.37	0.53
3:I:91:VAL:HG22	3:I:96:ALA:CB	2.39	0.53
3:I:106:THR:CG2	3:I:107:LYS:H	2.09	0.53
3:I:115:LYS:HG2	3:I:116:ILE:N	2.23	0.53
3:I:242:LYS:CD	3:I:245:LEU:HD13	2.35	0.53
3:I:303:PRO:CB	3:I:400:LYS:HZ2	2.20	0.53
4:J:75:ASP:HB3	4:J:111:ASN:ND2	2.24	0.53
4:J:229:CYS:O	4:J:233:SER:N	2.30	0.53
3:K:95:ASN:OD1	3:K:144:MET:SD	2.66	0.53
3:K:100:PHE:CD2	3:K:103:VAL:HG21	2.43	0.53
3:K:187:TRP:HD1	3:K:199:LEU:HD23	1.74	0.53
3:K:258:LEU:HD11	4:O:264:PHE:CD2	2.44	0.53
3:K:285:VAL:HG13	3:K:286:ILE:HG13	1.91	0.53
1:L:54:VAL:C	1:L:55:PHE:HD1	2.12	0.53
1:L:131:LYS:HZ3	1:L:132:VAL:HB	1.70	0.53
1:L:137:PHE:CZ	1:L:461:ASN:OD1	2.62	0.53
1:L:232:SER:O	1:L:236:ILE:N	2.38	0.53
2:M:70:ASN:O	2:M:74:TYR:N	2.42	0.53
2:M:434:LYS:CE	2:M:435:GLU:CG	2.86	0.53
3:N:102:ILE:O	3:N:102:ILE:CG2	2.56	0.53
3:N:115:LYS:HG2	3:N:116:ILE:N	2.23	0.53
3:N:167:LEU:CG	3:N:178:MET:CB	2.77	0.53
4:O:59:TRP:CH2	4:O:107:VAL:CG1	2.76	0.53
4:O:103:TYR:HB3	4:O:104:TYR:CD1	2.44	0.53

Continued on next page...

Continued from previous page...

Atom-1	Atom-2	Interatomic distance (Å)	Clash overlap (Å)
4:O:228:PRO:O	4:O:232:ILE:N	2.38	0.53
3:P:7:LEU:O	3:P:11:LEU:HG	2.08	0.53
3:P:179:LYS:CE	3:P:208:GLN:CD	2.76	0.53
3:P:250:LEU:CD2	3:P:292:THR:HG22	2.39	0.53
3:P:384:GLU:HA	3:P:387:LYS:CG	2.39	0.53
3:P:433:LEU:O	3:P:433:LEU:HD12	2.09	0.53
1:Q:135:PHE:N	1:Q:136:PRO:CD	2.71	0.53
1:Q:261:VAL:O	1:Q:265:LEU:HG	2.09	0.53
2:R:67:LEU:CD1	2:R:116:GLY:HA2	2.38	0.53
2:R:106:TYR:CD1	2:R:107:PHE:CE1	2.96	0.53
3:S:27:HIS:N	3:S:27:HIS:ND1	2.57	0.53
4:T:138:TRP:HB3	4:T:214:ILE:O	2.09	0.53
4:T:183:TRP:HB2	4:T:214:ILE:HD13	1.90	0.53
4:T:444:LYS:HD2	4:T:444:LYS:N	2.23	0.53
3:U:7:LEU:O	3:U:11:LEU:HG	2.08	0.53
3:U:24:HIS:N	3:U:24:HIS:CD2	2.76	0.53
3:U:132:VAL:O	3:U:274:ILE:CG2	2.55	0.53
3:U:160:PRO:HG3	3:U:185:LYS:HE2	1.89	0.53
3:U:285:VAL:HG13	3:U:286:ILE:HG13	1.91	0.53
1:V:287:ILE:HD12	1:V:287:ILE:C	2.29	0.53
2:W:139:PHE:O	2:W:222:ARG:CG	2.56	0.53
3:X:27:HIS:N	3:X:27:HIS:ND1	2.57	0.53
4:Y:250:LYS:O	4:Y:253:LEU:HB3	2.08	0.53
4:Y:444:LYS:HD2	4:Y:444:LYS:N	2.22	0.53
3:Z:390:GLU:O	3:Z:393:SER:OG	2.21	0.53
1:O:137:PHE:CZ	1:O:461:ASN:OD1	2.62	0.53
2:1:47:GLU:CG	2:1:286:PRO:HD2	2.38	0.53
2:1:60:HIS:HE1	2:1:160:MET:CE	2.21	0.53
2:1:64:ASP:O	2:1:67:LEU:HB3	2.08	0.53
2:1:79:ILE:HG23	2:1:111:LEU:HD11	1.90	0.53
2:1:110:VAL:CG2	2:1:120:TRP:HB2	2.39	0.53
4:3:71:TYR:HD1	4:3:111:ASN:CG	2.11	0.53
4:3:74:ILE:HD13	4:3:74:ILE:N	2.24	0.53
4:3:75:ASP:HB3	4:3:111:ASN:ND2	2.24	0.53
4:3:172:ILE:HG13	4:3:174:PRO:CG	2.39	0.53
3:A:62:ASP:C	3:A:64:ARG:H	2.11	0.53
3:A:160:PRO:HG2	3:A:185:LYS:HZ1	1.71	0.53
3:A:258:LEU:HD11	4:E:264:PHE:CD2	2.44	0.53
3:A:304:SER:CB	3:A:400:LYS:HZ2	2.21	0.53
3:A:305:THR:CB	3:A:401:TYR:HB3	2.37	0.53
3:A:426:PHE:CD1	3:A:426:PHE:C	2.82	0.53

Continued on next page...

Continued from previous page...

Atom-1	Atom-2	Interatomic distance (Å)	Clash overlap (Å)
1:B:132:VAL:O	1:B:279:ILE:CA	2.57	0.53
2:C:42:LEU:CA	2:C:54:THR:HG22	2.35	0.53
2:C:204:ASP:C	2:C:207:PRO:HD2	2.29	0.53
2:C:248:TYR:OH	2:C:461:ILE:HG12	2.09	0.53
2:C:312:PHE:CZ	2:C:456:LEU:CD2	2.81	0.53
2:C:443:VAL:HA	2:C:446:TRP:HD1	1.73	0.53
3:D:3:HIS:HB3	3:D:7:LEU:HG	1.88	0.53
3:D:56:LEU:HB2	3:D:120:PRO:CD	2.39	0.53
3:D:106:THR:HG23	3:D:107:LYS:HE2	1.90	0.53
3:D:137:PHE:HB3	3:D:435:GLN:NE2	2.24	0.53
4:E:135:PRO:CG	4:E:137:ASP:OD1	2.56	0.53
3:F:37:LEU:H	3:F:164:ARG:HH22	1.55	0.53
3:F:37:LEU:HD22	3:F:54:VAL:HG12	1.90	0.53
3:F:95:ASN:OD1	3:F:144:MET:SD	2.66	0.53
3:F:209:ARG:HG3	3:F:210:ILE:H	1.72	0.53
3:F:221:PRO:C	3:F:224:LEU:HB3	2.29	0.53
1:G:37:LEU:CG	1:G:179:ALA:HB3	2.39	0.53
2:H:256:LYS:HB3	2:H:259:THR:CG2	2.37	0.53
2:H:274:THR:HA	2:H:277:ARG:HH11	1.74	0.53
2:H:434:LYS:CE	2:H:435:GLU:CG	2.86	0.53
2:H:443:VAL:HA	2:H:446:TRP:HD1	1.73	0.53
3:I:241:GLU:C	3:I:243:MET:CE	2.77	0.53
3:I:245:LEU:O	3:I:249:VAL:HG23	2.08	0.53
4:J:100:GLU:OE2	4:J:122:ILE:HG12	2.08	0.53
4:J:162:GLU:HA	4:J:190:ALA:H	1.74	0.53
4:J:183:TRP:HB2	4:J:214:ILE:HD13	1.90	0.53
4:J:281:LEU:HD11	4:J:286:LEU:HD11	1.91	0.53
3:K:135:PHE:HB3	3:K:272:PRO:O	2.09	0.53
3:K:250:LEU:CD2	3:K:292:THR:HG22	2.39	0.53
1:L:58:LEU:HD11	1:L:118:TRP:HB3	1.91	0.53
1:L:69:PRO:HG2	1:L:70:ALA:H	1.73	0.53
1:L:105:HIS:O	1:L:105:HIS:CG	2.61	0.53
1:L:132:VAL:O	1:L:279:ILE:CA	2.57	0.53
1:L:439:PHE:C	1:L:442:ILE:HB	2.29	0.53
2:M:110:VAL:HG22	2:M:120:TRP:HB2	1.91	0.53
2:M:136:TYR:CD1	2:M:142:GLN:HB3	2.43	0.53
2:M:204:ASP:C	2:M:207:PRO:HD2	2.29	0.53
3:N:43:VAL:HG11	3:N:50:VAL:HG22	1.90	0.53
3:N:56:LEU:HB2	3:N:120:PRO:CD	2.39	0.53
3:N:302:SER:HB3	3:N:400:LYS:HG2	1.91	0.53
4:O:61:ASP:OD1	4:O:63:ARG:CB	2.57	0.53

Continued on next page...

Continued from previous page...

Atom-1	Atom-2	Interatomic distance (Å)	Clash overlap (Å)
4:O:71:TYR:HD1	4:O:111:ASN:CG	2.11	0.53
4:O:81:SER:OG	4:O:82:GLU:N	2.39	0.53
4:O:157:LEU:CD1	4:O:208:ILE:HD11	2.38	0.53
4:O:444:LYS:HD2	4:O:444:LYS:N	2.23	0.53
3:P:132:VAL:O	3:P:274:ILE:CG2	2.55	0.53
3:P:237:THR:OG1	3:P:407:ASP:OD1	2.20	0.53
3:P:256:PHE:HE1	1:Q:261:VAL:HG23	1.72	0.53
1:Q:255:ALA:HA	2:R:265:LEU:HD21	1.90	0.53
1:Q:459:SER:C	1:Q:463:PRO:HD2	2.29	0.53
2:R:431:LYS:HE2	3:S:382:ILE:CD1	2.38	0.53
3:S:46:VAL:CG2	3:S:272:PRO:HD3	2.37	0.53
3:S:144:MET:CE	3:S:205:PHE:CE1	2.92	0.53
3:S:167:LEU:CG	3:S:178:MET:CB	2.77	0.53
3:S:241:GLU:C	3:S:243:MET:CE	2.77	0.53
3:S:242:LYS:NZ	4:T:304:LEU:HD11	2.24	0.53
3:S:252:SER:HB2	4:T:259:LEU:CD2	2.36	0.53
4:T:99:PHE:CB	4:T:102:ALA:HB3	2.33	0.53
4:T:129:ILE:CG2	4:T:133:TYR:HD2	2.22	0.53
4:T:239:VAL:CA	4:T:242:LEU:HD23	2.39	0.53
4:T:250:LYS:O	4:T:253:LEU:HB3	2.08	0.53
3:U:117:MET:CG	3:U:119:THR:HG23	2.37	0.53
3:U:279:LEU:CD1	3:U:282:MET:HB3	2.37	0.53
3:U:286:ILE:HA	3:U:289:ILE:HB	1.90	0.53
1:V:11:LEU:N	1:V:11:LEU:CD2	2.72	0.53
1:V:37:LEU:HD12	1:V:54:VAL:HG11	1.90	0.53
1:V:130:ILE:CB	1:V:134:TYR:CD2	2.84	0.53
1:V:242:PRO:HA	1:V:248:LYS:HG2	1.90	0.53
1:V:261:VAL:O	1:V:265:LEU:HG	2.09	0.53
2:W:59:ASP:OD1	2:W:121:LEU:CD1	2.55	0.53
2:W:452:THR:CA	2:W:455:ARG:HD3	2.38	0.53
3:X:161:GLU:HG3	3:X:162:SER:N	2.24	0.53
3:X:233:PHE:O	3:X:236:PRO:HG2	2.08	0.53
4:Y:191:LYS:HB2	4:Y:209:ILE:CG2	2.38	0.53
4:Y:267:LEU:HA	4:Y:270:GLN:CG	2.38	0.53
3:Z:20:ARG:HG3	3:Z:22:VAL:HG22	1.90	0.53
3:Z:187:TRP:CZ2	3:Z:196:THR:CG2	2.73	0.53
3:Z:287:SER:O	3:Z:291:VAL:HG23	2.09	0.53
1:O:132:VAL:O	1:O:279:ILE:CA	2.57	0.53
1:O:147:LYS:CG	1:O:148:SER:N	2.71	0.53
1:O:242:PRO:HA	1:O:248:LYS:HG2	1.90	0.53
1:O:252:SER:O	1:O:255:ALA:HB3	2.09	0.53

Continued on next page...

Continued from previous page...

Atom-1	Atom-2	Interatomic distance (Å)	Clash overlap (Å)
1:0:295:VAL:O	1:0:299:VAL:HG23	2.09	0.53
2:1:111:LEU:HB3	2:1:119:THR:HG1	1.72	0.53
2:1:141:TRP:HH2	2:1:223:ARG:HD3	1.74	0.53
3:2:302:SER:HB3	3:2:400:LYS:HG2	1.91	0.53
3:2:389:ASP:O	3:2:393:SER:OG	2.22	0.53
4:3:34:LEU:HA	4:3:54:TRP:O	2.09	0.53
4:3:143:LEU:HD12	4:3:143:LEU:N	2.23	0.53
4:3:156:ASN:ND2	4:3:206:GLN:OE1	2.41	0.53
4:3:258:LEU:HD12	4:3:300:CYS:SG	2.48	0.53
4:3:264:PHE:CD2	3:Z:258:LEU:HD11	2.44	0.53
3:A:135:PHE:HB3	3:A:272:PRO:O	2.09	0.53
3:A:250:LEU:CD2	3:A:292:THR:HG22	2.39	0.53
3:A:304:SER:H	3:A:400:LYS:CD	2.20	0.53
1:B:281:ILE:O	1:B:282:SER:C	2.47	0.53
3:D:37:LEU:HD13	3:D:54:VAL:HG22	1.91	0.53
4:E:75:ASP:HB3	4:E:111:ASN:ND2	2.24	0.53
4:E:103:TYR:HB3	4:E:104:TYR:CD1	2.44	0.53
4:E:104:TYR:N	4:E:104:TYR:HD1	2.07	0.53
4:E:162:GLU:HA	4:E:190:ALA:H	1.74	0.53
4:E:172:ILE:HG13	4:E:174:PRO:CG	2.39	0.53
4:E:228:PRO:O	4:E:232:ILE:N	2.38	0.53
4:E:272:VAL:N	4:E:273:PRO:CD	2.72	0.53
3:F:213:TYR:CG	3:F:214:PHE:N	2.76	0.53
3:F:250:LEU:CD2	3:F:292:THR:HG22	2.39	0.53
1:G:130:ILE:HG21	1:G:134:TYR:CE2	2.44	0.53
1:G:181:THR:HG23	1:G:183:ASN:H	1.74	0.53
1:G:439:PHE:C	1:G:442:ILE:HB	2.29	0.53
3:I:227:PHE:CD1	3:I:231:LEU:HG	2.44	0.53
3:I:301:ARG:NH2	3:I:405:VAL:HB	2.24	0.53
3:I:303:PRO:HG2	3:I:400:LYS:NZ	2.20	0.53
3:K:46:VAL:HG23	3:K:271:VAL:CA	2.39	0.53
3:K:48:GLN:HB2	3:K:128:CYS:O	2.09	0.53
3:K:62:ASP:C	3:K:64:ARG:H	2.11	0.53
3:K:305:THR:CB	3:K:401:TYR:HB3	2.36	0.53
3:K:405:VAL:HA	3:K:408:HIS:ND1	2.24	0.53
1:L:11:LEU:N	1:L:11:LEU:CD2	2.72	0.53
1:L:196:ASN:O	1:L:197:TRP:CD1	2.61	0.53
1:L:272:GLU:O	1:L:275:LEU:HB2	2.09	0.53
2:M:30:VAL:CG2	2:M:158:ILE:H	2.21	0.53
2:M:66:ARG:HG2	2:M:66:ARG:NH1	2.08	0.53
3:N:104:HIS:HB2	3:N:105:MET:SD	2.49	0.53

Continued on next page...

Continued from previous page...

Atom-1	Atom-2	Interatomic distance (Å)	Clash overlap (Å)
3:N:135:PHE:C	3:N:135:PHE:HD1	2.12	0.53
3:N:244:THR:CG2	3:N:245:LEU:N	2.72	0.53
3:N:276:LYS:HA	3:N:279:LEU:HD12	1.90	0.53
3:N:420:ILE:HA	3:N:423:VAL:CG2	2.39	0.53
4:O:172:ILE:HG13	4:O:174:PRO:CG	2.39	0.53
4:O:272:VAL:N	4:O:273:PRO:CD	2.72	0.53
3:P:276:LYS:HD2	3:P:276:LYS:N	2.19	0.53
1:Q:31:VAL:HG21	1:Q:86:TRP:HZ3	1.72	0.53
1:Q:69:PRO:HG2	1:Q:70:ALA:H	1.73	0.53
1:Q:252:SER:O	1:Q:255:ALA:HB3	2.09	0.53
2:R:120:TRP:NE1	2:R:122:PRO:HD3	2.23	0.53
3:S:60:TRP:HZ3	3:S:116:ILE:HG13	1.71	0.53
3:S:78:ILE:CD1	3:S:110:LEU:CB	2.86	0.53
3:S:187:TRP:CH2	3:S:189:TYR:CB	2.86	0.53
4:T:61:ASP:OD1	4:T:63:ARG:CB	2.57	0.53
4:T:75:ASP:HB3	4:T:111:ASN:ND2	2.24	0.53
4:T:104:TYR:N	4:T:104:TYR:HD1	2.07	0.53
4:T:172:ILE:HG13	4:T:174:PRO:CG	2.39	0.53
4:T:229:CYS:O	4:T:233:SER:N	2.30	0.53
3:U:93:TYR:N	3:U:93:TYR:CD1	2.75	0.53
3:U:276:LYS:HD2	3:U:276:LYS:N	2.19	0.53
3:U:405:VAL:HA	3:U:408:HIS:ND1	2.24	0.53
1:V:75:ILE:HG22	2:W:27:ASN:HB3	1.89	0.53
1:V:252:SER:O	1:V:255:ALA:HB3	2.09	0.53
2:W:47:GLU:CG	2:W:286:PRO:HD2	2.38	0.53
2:W:106:TYR:CD1	2:W:107:PHE:CE1	2.96	0.53
3:X:144:MET:CE	3:X:205:PHE:CE1	2.92	0.53
3:X:187:TRP:HD1	3:X:197:PRO:O	1.85	0.53
3:X:302:SER:HB3	3:X:400:LYS:HG2	1.91	0.53
3:X:420:ILE:HA	3:X:423:VAL:CG2	2.39	0.53
4:Y:143:LEU:HD12	4:Y:143:LEU:N	2.23	0.53
3:Z:46:VAL:HG23	3:Z:271:VAL:CA	2.39	0.53
3:Z:48:GLN:HB2	3:Z:128:CYS:O	2.09	0.53
3:Z:177:VAL:O	3:Z:207:MET:HB2	2.08	0.53
3:Z:397:GLU:HA	3:Z:400:LYS:HD2	1.90	0.53
1:O:135:PHE:H	1:O:136:PRO:CD	2.21	0.53
1:O:298:SER:O	1:O:301:VAL:CG2	2.58	0.53
2:1:160:MET:N	2:1:213:GLN:HG3	2.23	0.53
2:1:300:THR:CA	2:1:303:VAL:HG23	2.37	0.53
2:1:434:LYS:CE	2:1:435:GLU:CG	2.86	0.53
3:2:137:PHE:HB3	3:2:435:GLN:NE2	2.24	0.53

Continued on next page...

Continued from previous page...

Atom-1	Atom-2	Interatomic distance (Å)	Clash overlap (Å)
4:3:157:LEU:CD1	4:3:208:ILE:HD11	2.38	0.53
4:3:267:LEU:HA	4:3:270:GLN:CG	2.39	0.53
4:3:272:VAL:N	4:3:273:PRO:CD	2.72	0.53
4:3:453:ILE:CD1	4:3:454:ALA:N	2.72	0.53
3:A:171:MET:HG3	3:A:173:SER:H	1.73	0.53
3:A:287:SER:O	3:A:291:VAL:HG23	2.09	0.53
3:A:390:GLU:O	3:A:393:SER:OG	2.21	0.53
3:A:405:VAL:HA	3:A:408:HIS:ND1	2.24	0.53
1:B:130:ILE:HG21	1:B:134:TYR:CE2	2.44	0.53
1:B:135:PHE:N	1:B:136:PRO:CD	2.71	0.53
1:B:287:ILE:HD12	1:B:287:ILE:C	2.29	0.53
2:C:110:VAL:HG12	2:C:111:LEU:N	2.23	0.53
2:C:264:LEU:HD11	2:C:306:CYS:O	2.09	0.53
3:D:33:VAL:HG13	3:D:201:ILE:CD1	2.39	0.53
3:D:53:ASN:HD21	3:D:121:PRO:C	2.11	0.53
3:D:115:LYS:HG2	3:D:116:ILE:N	2.23	0.53
4:E:34:LEU:HA	4:E:54:TRP:O	2.09	0.53
4:E:71:TYR:HD1	4:E:111:ASN:CG	2.11	0.53
4:E:261:GLN:NE2	4:E:265:LEU:HG	2.23	0.53
4:E:267:LEU:HD12	4:E:270:GLN:CD	2.30	0.53
3:F:46:VAL:HG23	3:F:271:VAL:CA	2.39	0.53
3:F:67:TRP:CD1	3:F:71:ASP:OD1	2.62	0.53
1:G:69:PRO:HG2	1:G:70:ALA:H	1.73	0.53
1:G:106:VAL:HG13	1:G:107:ASN:N	2.24	0.53
1:G:261:VAL:CG1	1:G:262:PHE:HD1	2.19	0.53
1:G:306:HIS:CA	1:G:312:HIS:O	2.40	0.53
2:H:110:VAL:HG12	2:H:111:LEU:N	2.23	0.53
2:H:110:VAL:CG2	2:H:120:TRP:HB2	2.39	0.53
2:H:262:CYS:SG	2:H:263:VAL:N	2.82	0.53
4:J:172:ILE:HG13	4:J:174:PRO:CG	2.39	0.53
4:J:239:VAL:HA	4:J:242:LEU:HD23	1.90	0.53
3:K:384:GLU:HA	3:K:387:LYS:CG	2.39	0.53
3:K:426:PHE:CD1	3:K:426:PHE:C	2.82	0.53
1:L:37:LEU:HD12	1:L:54:VAL:HG11	1.90	0.53
1:L:295:VAL:O	1:L:299:VAL:HG23	2.09	0.53
3:N:35:LEU:HD12	3:N:54:VAL:CG1	2.36	0.53
3:N:267:THR:O	3:N:271:VAL:N	2.42	0.53
4:O:136:PHE:CZ	4:O:217:LYS:CD	2.92	0.53
4:O:267:LEU:HA	4:O:270:GLN:CG	2.39	0.53
3:P:187:TRP:HD1	3:P:199:LEU:HD23	1.73	0.53
3:P:224:LEU:CG	3:P:225:PHE:N	2.58	0.53

Continued on next page...

Continued from previous page...

Atom-1	Atom-2	Interatomic distance (Å)	Clash overlap (Å)
1:Q:147:LYS:CG	1:Q:148:SER:N	2.71	0.53
1:Q:281:ILE:O	1:Q:282:SER:C	2.47	0.53
3:S:91:VAL:HG22	3:S:96:ALA:CB	2.39	0.53
3:S:260:ILE:HA	3:S:263:LEU:HD12	1.91	0.53
4:T:103:TYR:HB3	4:T:104:TYR:CD1	2.44	0.53
4:T:272:VAL:N	4:T:273:PRO:CD	2.72	0.53
4:T:453:ILE:HA	4:T:456:LEU:HD12	1.91	0.53
3:U:46:VAL:HG23	3:U:271:VAL:CA	2.39	0.53
3:U:90:LEU:CD1	3:U:100:PHE:CE2	2.82	0.53
3:U:135:PHE:HB3	3:U:272:PRO:O	2.09	0.53
1:V:75:ILE:O	1:V:75:ILE:CG1	2.49	0.53
1:V:106:VAL:HG13	1:V:107:ASN:N	2.24	0.53
1:V:241:LEU:CG	1:V:248:LYS:HE2	2.38	0.53
1:V:272:GLU:O	1:V:275:LEU:HB2	2.09	0.53
1:V:297:LEU:O	1:V:301:VAL:HG13	2.09	0.53
2:W:30:VAL:CG2	2:W:158:ILE:H	2.21	0.53
2:W:110:VAL:CG2	2:W:120:TRP:HB2	2.39	0.53
2:W:120:TRP:NE1	2:W:122:PRO:HD3	2.23	0.53
2:W:160:MET:N	2:W:213:GLN:CG	2.72	0.53
4:Y:23:THR:HG23	4:Y:24:LEU:H	1.74	0.53
3:Z:62:ASP:C	3:Z:64:ARG:H	2.11	0.53
3:Z:294:VAL:CG1	3:Z:295:VAL:H	2.19	0.53
3:Z:384:GLU:HA	3:Z:387:LYS:CG	2.39	0.53
1:0:11:LEU:N	1:0:11:LEU:CD2	2.72	0.52
1:0:54:VAL:C	1:0:55:PHE:HD1	2.12	0.52
2:1:63:TYR:O	2:1:65:HIS:CD2	2.62	0.52
2:1:195:LYS:CE	2:1:217:PHE:HB3	2.32	0.52
2:1:264:LEU:HD11	2:1:306:CYS:O	2.09	0.52
3:2:43:VAL:HG11	3:2:50:VAL:HG22	1.90	0.52
3:2:245:LEU:O	3:2:249:VAL:HG23	2.08	0.52
3:2:267:THR:O	3:2:271:VAL:N	2.42	0.52
3:2:411:LEU:O	3:2:415:MET:CG	2.56	0.52
4:3:183:TRP:HB2	4:3:214:ILE:HD13	1.90	0.52
4:3:228:PRO:O	4:3:232:ILE:HB	2.10	0.52
4:3:261:GLN:NE2	4:3:265:LEU:HG	2.24	0.52
3:A:20:ARG:HG3	3:A:22:VAL:HG22	1.90	0.52
3:A:379:VAL:HA	3:A:382:ILE:CD1	2.38	0.52
3:A:419:ILE:HG22	3:A:420:ILE:H	1.74	0.52
1:B:135:PHE:H	1:B:136:PRO:CD	2.21	0.52
1:B:183:ASN:HB2	2:C:50:GLU:OE2	2.09	0.52
2:C:42:LEU:CG	2:C:54:THR:CG2	2.84	0.52

Continued on next page...

Continued from previous page...

Atom-1	Atom-2	Interatomic distance (Å)	Clash overlap (Å)
2:C:79:ILE:HG23	2:C:111:LEU:HD11	1.90	0.52
2:C:136:TYR:CD1	2:C:142:GLN:HB3	2.43	0.52
2:C:312:PHE:CE1	2:C:456:LEU:CD1	2.74	0.52
3:D:242:LYS:NZ	4:E:304:LEU:HD11	2.23	0.52
1:G:271:PRO:O	1:G:275:LEU:CG	2.55	0.52
1:G:272:GLU:O	1:G:275:LEU:HB2	2.09	0.52
1:G:421:PHE:O	1:G:425:LYS:N	2.42	0.52
2:H:120:TRP:NE1	2:H:122:PRO:HD3	2.23	0.52
2:H:296:MET:CE	2:H:296:MET:CA	2.88	0.52
2:H:452:THR:HA	2:H:455:ARG:HD3	1.89	0.52
3:I:46:VAL:HA	3:I:272:PRO:CD	2.39	0.52
3:I:109:LEU:O	3:I:116:ILE:CG2	2.47	0.52
3:I:253:LEU:HD23	3:I:254:THR:HB	1.91	0.52
4:J:267:LEU:HD12	4:J:270:GLN:CD	2.30	0.52
4:J:272:VAL:N	4:J:273:PRO:CD	2.72	0.52
3:K:20:ARG:HG3	3:K:22:VAL:HG22	1.90	0.52
3:K:416:LEU:HA	3:K:419:ILE:HG22	1.91	0.52
1:L:135:PHE:H	1:L:136:PRO:CD	2.21	0.52
1:L:239:PHE:N	1:L:239:PHE:CD1	2.76	0.52
2:M:264:LEU:HD11	2:M:306:CYS:O	2.09	0.52
3:N:37:LEU:CA	3:N:54:VAL:HG13	2.39	0.52
3:N:65:LEU:CD2	3:N:110:LEU:HD22	2.23	0.52
3:P:46:VAL:HG23	3:P:271:VAL:CA	2.39	0.52
3:P:187:TRP:CE2	3:P:196:THR:CG2	2.88	0.52
3:P:304:SER:N	3:P:400:LYS:HD3	2.18	0.52
3:P:405:VAL:HA	3:P:408:HIS:ND1	2.24	0.52
2:R:16:LYS:HA	2:R:16:LYS:HE2	1.91	0.52
2:R:67:LEU:HD12	2:R:116:GLY:N	2.22	0.52
2:R:434:LYS:CG	2:R:435:GLU:N	2.67	0.52
4:T:284:LYS:CA	4:T:284:LYS:CE	2.82	0.52
1:V:181:THR:HG23	1:V:183:ASN:H	1.74	0.52
1:V:262:PHE:HA	1:V:265:LEU:HD12	1.92	0.52
1:V:295:VAL:O	1:V:299:VAL:HG23	2.09	0.52
1:V:444:ILE:CG2	1:V:445:THR:H	2.22	0.52
2:W:60:HIS:ND1	2:W:90:PRO:HG2	2.24	0.52
2:W:241:PHE:HZ	3:X:293:VAL:HG22	1.72	0.52
2:W:248:TYR:OH	2:W:461:ILE:HG12	2.09	0.52
2:W:262:CYS:SG	2:W:263:VAL:N	2.82	0.52
2:W:264:LEU:HD11	2:W:306:CYS:O	2.09	0.52
3:X:33:VAL:HG13	3:X:201:ILE:CD1	2.39	0.52
3:X:37:LEU:CA	3:X:54:VAL:HG13	2.39	0.52

Continued on next page...

Continued from previous page...

Atom-1	Atom-2	Interatomic distance (Å)	Clash overlap (Å)
3:X:46:VAL:CG2	3:X:272:PRO:HD3	2.38	0.52
3:X:107:LYS:H	3:X:107:LYS:HD3	1.71	0.52
3:X:241:GLU:C	3:X:243:MET:CE	2.77	0.52
4:Y:61:ASP:OD1	4:Y:63:ARG:CB	2.57	0.52
4:Y:62:TYR:C	4:Y:64:LEU:N	2.62	0.52
4:Y:128:PRO:HD2	4:Y:141:CYS:HA	1.91	0.52
1:0:287:ILE:HD12	1:0:287:ILE:C	2.29	0.52
2:1:67:LEU:CD1	2:1:116:GLY:HA2	2.38	0.52
2:1:317:PRO:HD2	2:1:447:ASN:HB3	1.92	0.52
3:2:104:HIS:HB2	3:2:105:MET:SD	2.49	0.52
3:2:243:MET:H	3:2:243:MET:CE	2.22	0.52
3:2:303:PRO:HG2	3:2:400:LYS:NZ	2.20	0.52
3:2:387:LYS:HD2	3:2:390:GLU:OE2	2.10	0.52
4:3:1:ASN:HD22	4:3:69:SER:CA	2.22	0.52
4:3:62:TYR:C	4:3:64:LEU:N	2.62	0.52
4:3:104:TYR:N	4:3:104:TYR:HD1	2.07	0.52
4:3:128:PRO:HD2	4:3:141:CYS:HA	1.91	0.52
4:3:267:LEU:HD12	4:3:270:GLN:CD	2.30	0.52
3:A:48:GLN:HB2	3:A:128:CYS:O	2.09	0.52
1:B:230:LEU:C	1:B:233:ILE:HG13	2.29	0.52
1:B:272:GLU:O	1:B:275:LEU:HB2	2.09	0.52
1:B:298:SER:O	1:B:301:VAL:CG2	2.58	0.52
2:C:106:TYR:O	2:C:106:TYR:CD1	2.56	0.52
2:C:314:PHE:HA	2:C:320:HIS:O	2.09	0.52
3:D:82:SER:HB3	3:D:118:TRP:CZ3	2.44	0.52
3:D:244:THR:CG2	3:D:245:LEU:N	2.72	0.52
3:D:253:LEU:HD23	3:D:254:THR:HB	1.91	0.52
4:E:157:LEU:CD1	4:E:208:ILE:HD11	2.38	0.52
4:E:239:VAL:HA	4:E:242:LEU:HD23	1.90	0.52
4:E:251:CYS:HG	4:E:314:HIS:HE2	1.58	0.52
3:F:135:PHE:HB3	3:F:272:PRO:O	2.09	0.52
3:F:258:LEU:HD11	4:J:264:PHE:CD2	2.44	0.52
1:G:137:PHE:CZ	1:G:461:ASN:OD1	2.62	0.52
1:G:230:LEU:C	1:G:233:ILE:HG13	2.29	0.52
2:H:16:LYS:HE2	2:H:16:LYS:HA	1.90	0.52
2:H:79:ILE:HG23	2:H:111:LEU:HD11	1.90	0.52
3:I:56:LEU:HB2	3:I:120:PRO:CD	2.39	0.52
3:I:107:LYS:H	3:I:107:LYS:HD3	1.71	0.52
4:J:71:TYR:CG	4:J:72:GLU:N	2.76	0.52
4:J:136:PHE:CZ	4:J:217:LYS:CD	2.92	0.52
4:J:240:TYR:CE1	4:J:303:VAL:HG21	2.45	0.52

Continued on next page...

Continued from previous page...

Atom-1	Atom-2	Interatomic distance (Å)	Clash overlap (Å)
3:K:417:ILE:CA	3:K:420:ILE:HG12	2.37	0.52
2:M:141:TRP:HH2	2:M:223:ARG:HD3	1.74	0.52
2:M:241:PHE:O	2:M:245:LEU:CG	2.44	0.52
3:N:91:VAL:HG22	3:N:96:ALA:CB	2.39	0.52
3:N:106:THR:HG23	3:N:107:LYS:HE2	1.90	0.52
3:N:301:ARG:NH2	3:N:405:VAL:HB	2.24	0.52
4:O:104:TYR:N	4:O:104:TYR:HD1	2.07	0.52
4:O:127:CYS:SG	4:O:128:PRO:HD2	2.49	0.52
4:O:173:ASP:CB	4:O:188:ARG:HH11	2.22	0.52
4:O:191:LYS:N	4:O:209:ILE:CG2	2.70	0.52
3:P:90:LEU:O	3:P:91:VAL:HG23	2.09	0.52
3:P:171:MET:HG3	3:P:173:SER:H	1.73	0.52
1:Q:37:LEU:CG	1:Q:179:ALA:HB3	2.38	0.52
1:Q:132:VAL:O	1:Q:279:ILE:CA	2.57	0.52
1:Q:242:PRO:HA	1:Q:248:LYS:HG2	1.90	0.52
1:Q:272:GLU:O	1:Q:275:LEU:HB2	2.09	0.52
1:Q:297:LEU:O	1:Q:301:VAL:HG13	2.09	0.52
2:R:29:GLU:O	2:R:155:ALA:O	2.26	0.52
2:R:60:HIS:ND1	2:R:90:PRO:HG2	2.24	0.52
3:S:37:LEU:CA	3:S:54:VAL:HG13	2.39	0.52
3:S:131:ILE:CG1	3:S:133:THR:H	2.05	0.52
3:S:209:ARG:CG	3:S:210:ILE:N	2.66	0.52
3:S:227:PHE:CD1	3:S:231:LEU:HG	2.44	0.52
3:U:250:LEU:CD2	3:U:292:THR:HG22	2.39	0.52
3:U:287:SER:O	3:U:291:VAL:HG23	2.09	0.52
1:V:22:SER:HB3	1:V:29:VAL:HG22	1.91	0.52
1:V:235:ALA:O	1:V:239:PHE:CD2	2.61	0.52
3:X:115:LYS:HG2	3:X:116:ILE:N	2.23	0.52
3:X:187:TRP:CH2	3:X:189:TYR:CB	2.86	0.52
4:Y:75:ASP:HB3	4:Y:111:ASN:ND2	2.24	0.52
4:Y:99:PHE:CB	4:Y:102:ALA:HB3	2.33	0.52
3:Z:213:TYR:CG	3:Z:214:PHE:N	2.76	0.52
3:Z:285:VAL:HG13	3:Z:286:ILE:HG13	1.91	0.52
1:0:95:ASN:CB	1:0:127:SER:H	2.21	0.52
1:0:183:ASN:HB2	2:1:50:GLU:OE2	2.09	0.52
3:2:115:LYS:HG2	3:2:116:ILE:N	2.23	0.52
3:2:303:PRO:CB	3:2:400:LYS:NZ	2.72	0.52
3:2:432:GLU:O	3:2:436:GLU:OE2	2.27	0.52
4:3:33:LYS:NZ	4:3:160:SER:OG	2.37	0.52
4:3:143:LEU:O	4:3:210:PHE:HB2	2.10	0.52
4:3:184:THR:HG23	4:3:215:GLN:C	2.30	0.52

Continued on next page...

Continued from previous page...

Atom-1	Atom-2	Interatomic distance (Å)	Clash overlap (Å)
3:A:1:SER:H2	3:A:4:GLU:HB2	1.74	0.52
3:A:7:LEU:O	3:A:11:LEU:HG	2.08	0.52
3:A:46:VAL:HG23	3:A:271:VAL:CA	2.39	0.52
3:A:101:ALA:C	3:A:102:ILE:HG13	2.29	0.52
1:B:54:VAL:C	1:B:55:PHE:HD1	2.13	0.52
2:C:141:TRP:HH2	2:C:223:ARG:HD3	1.74	0.52
3:D:161:GLU:HG3	3:D:162:SER:N	2.24	0.52
3:D:387:LYS:HD2	3:D:390:GLU:OE2	2.10	0.52
4:E:71:TYR:CG	4:E:72:GLU:N	2.76	0.52
4:E:74:ILE:HD13	4:E:74:ILE:N	2.24	0.52
4:E:143:LEU:O	4:E:210:PHE:HB2	2.10	0.52
4:E:183:TRP:HB2	4:E:214:ILE:HD13	1.90	0.52
3:F:239:SER:OG	1:G:312:HIS:HA	2.10	0.52
3:F:397:GLU:HA	3:F:400:LYS:HD2	1.90	0.52
1:G:9:SER:CA	1:G:12:PHE:HE1	2.18	0.52
1:G:252:SER:O	1:G:255:ALA:HB3	2.09	0.52
1:G:255:ALA:HA	2:H:265:LEU:HD21	1.90	0.52
1:G:287:ILE:O	1:G:291:VAL:HB	2.10	0.52
1:G:297:LEU:O	1:G:301:VAL:HG13	2.09	0.52
2:H:29:GLU:O	2:H:155:ALA:O	2.26	0.52
2:H:60:HIS:ND1	2:H:90:PRO:HG2	2.24	0.52
2:H:63:TYR:O	2:H:65:HIS:CD2	2.62	0.52
2:H:180:ASP:CB	2:H:195:LYS:HB2	2.37	0.52
3:I:63:VAL:HG22	3:I:66:ARG:HD2	1.91	0.52
4:J:138:TRP:HB2	4:J:213:ILE:HG12	1.91	0.52
1:L:21:PRO:HA	1:L:64:ARG:HD2	1.92	0.52
1:L:130:ILE:HG21	1:L:134:TYR:CE2	2.44	0.52
1:L:238:VAL:HG13	1:L:248:LYS:HZ2	1.71	0.52
2:M:262:CYS:SG	2:M:263:VAL:N	2.82	0.52
2:M:305:ASN:HA	2:M:308:ILE:CB	2.35	0.52
2:M:317:PRO:HD2	2:M:447:ASN:HB3	1.92	0.52
3:N:303:PRO:CB	3:N:400:LYS:NZ	2.72	0.52
3:N:408:HIS:HB3	3:N:412:CYS:HG	1.74	0.52
4:O:191:LYS:HB2	4:O:209:ILE:CG2	2.38	0.52
3:P:24:HIS:CD2	3:P:24:HIS:N	2.76	0.52
2:R:30:VAL:CG2	2:R:158:ILE:H	2.21	0.52
3:S:115:LYS:HG2	3:S:116:ILE:N	2.23	0.52
3:S:301:ARG:NH2	3:S:405:VAL:HB	2.24	0.52
4:T:1:ASN:HD22	4:T:69:SER:CA	2.22	0.52
4:T:267:LEU:HD12	4:T:270:GLN:CD	2.30	0.52
4:T:418:ALA:HA	4:T:421:PHE:HD2	1.73	0.52

Continued on next page...

Continued from previous page...

Atom-1	Atom-2	Interatomic distance (Å)	Clash overlap (Å)
3:U:245:LEU:HD21	1:V:250:SER:HA	1.86	0.52
3:U:413:VAL:HG12	3:U:417:ILE:HG13	1.92	0.52
3:U:419:ILE:HG22	3:U:420:ILE:H	1.74	0.52
1:V:54:VAL:C	1:V:55:PHE:HD1	2.12	0.52
2:W:45:LEU:HB2	2:W:190:TRP:CZ3	2.45	0.52
3:X:238:ASP:CB	4:Y:308:LEU:CD2	2.84	0.52
3:X:242:LYS:NZ	4:Y:304:LEU:HD11	2.23	0.52
3:X:267:THR:O	3:X:271:VAL:N	2.42	0.52
3:X:411:LEU:O	3:X:415:MET:CG	2.56	0.52
4:Y:34:LEU:HA	4:Y:54:TRP:O	2.09	0.52
4:Y:100:GLU:OE2	4:Y:122:ILE:HG12	2.08	0.52
4:Y:127:CYS:SG	4:Y:143:LEU:CG	2.94	0.52
4:Y:140:ASN:HD21	4:Y:211:PHE:CA	2.21	0.52
4:Y:173:ASP:CB	4:Y:188:ARG:HH11	2.22	0.52
3:Z:7:LEU:HD22	3:Z:70:ALA:HB1	1.90	0.52
3:Z:67:TRP:CD1	3:Z:71:ASP:OD1	2.62	0.52
3:Z:195:ASP:OD1	3:Z:195:ASP:C	2.48	0.52
3:Z:416:LEU:HA	3:Z:419:ILE:HG22	1.91	0.52
1:0:7:LEU:CD1	1:0:68:ASP:HB2	2.40	0.52
1:0:93:MET:HG3	1:0:206:ASP:CG	2.30	0.52
2:1:45:LEU:HB2	2:1:190:TRP:CZ3	2.45	0.52
2:1:59:ASP:OD1	2:1:121:LEU:CD1	2.55	0.52
2:1:181:PRO:HA	2:1:184:PHE:HB2	1.90	0.52
2:1:429:ILE:HG13	2:1:430:VAL:H	1.74	0.52
4:3:444:LYS:HD2	4:3:444:LYS:N	2.23	0.52
3:A:20:ARG:CG	3:A:20:ARG:NH1	2.37	0.52
1:B:93:MET:HG3	1:B:206:ASP:CG	2.30	0.52
1:B:297:LEU:O	1:B:301:VAL:HG13	2.09	0.52
1:B:421:PHE:O	1:B:425:LYS:N	2.42	0.52
2:C:96:ASN:OD1	2:C:97:ASN:ND2	2.42	0.52
2:C:110:VAL:HG22	2:C:120:TRP:HB2	1.91	0.52
3:D:27:HIS:N	3:D:27:HIS:ND1	2.57	0.52
3:D:67:TRP:CD1	3:D:71:ASP:CB	2.93	0.52
3:D:260:ILE:HA	3:D:263:LEU:HD12	1.91	0.52
3:D:267:THR:O	3:D:271:VAL:N	2.42	0.52
3:D:298:THR:CA	3:D:301:ARG:HB3	2.40	0.52
4:E:1:ASN:HD22	4:E:69:SER:CA	2.22	0.52
4:E:100:GLU:HB2	4:E:122:ILE:CG1	2.39	0.52
4:E:138:TRP:HB3	4:E:214:ILE:O	2.09	0.52
4:E:184:THR:HG23	4:E:215:GLN:C	2.30	0.52
3:F:56:LEU:CD2	3:F:57:ARG:N	2.73	0.52

Continued on next page...

Continued from previous page...

Atom-1	Atom-2	Interatomic distance (Å)	Clash overlap (Å)
3:F:79:ARG:NH1	3:F:107:LYS:HZ2	2.04	0.52
3:F:93:TYR:N	3:F:93:TYR:CD1	2.75	0.52
1:G:226:VAL:HG23	1:G:227:PRO:HD3	1.88	0.52
1:G:241:LEU:CG	1:G:248:LYS:HE2	2.38	0.52
2:H:64:ASP:O	2:H:67:LEU:HB3	2.09	0.52
2:H:93:VAL:HG21	2:H:151:LEU:CD1	2.37	0.52
2:H:204:ASP:C	2:H:207:PRO:HD2	2.29	0.52
2:H:305:ASN:HA	2:H:308:ILE:CB	2.35	0.52
2:H:308:ILE:CG2	2:H:309:VAL:N	2.71	0.52
3:I:104:HIS:HB2	3:I:105:MET:SD	2.49	0.52
3:I:135:PHE:CD1	3:I:210:ILE:HD11	2.45	0.52
3:I:267:THR:O	3:I:271:VAL:N	2.42	0.52
3:I:432:GLU:O	3:I:436:GLU:OE2	2.27	0.52
4:J:59:TRP:NE1	4:J:84:LEU:HD23	2.23	0.52
4:J:100:GLU:HB2	4:J:122:ILE:CG1	2.39	0.52
4:J:143:LEU:O	4:J:210:PHE:HB2	2.10	0.52
4:J:152:ALA:N	4:J:205:PHE:CD1	2.70	0.52
1:L:258:ALA:HB2	2:M:265:LEU:HD22	1.84	0.52
1:L:451:THR:HA	1:L:454:ILE:HB	1.91	0.52
1:L:458:ALA:O	1:L:462:VAL:CG2	2.51	0.52
2:M:29:GLU:O	2:M:155:ALA:O	2.26	0.52
2:M:155:ALA:CA	2:M:211:ASN:HA	2.40	0.52
2:M:181:PRO:HA	2:M:184:PHE:HB2	1.90	0.52
2:M:248:TYR:OH	2:M:461:ILE:HG12	2.09	0.52
2:M:257:MET:HE1	2:M:320:HIS:O	2.09	0.52
3:N:28:PHE:CD1	3:N:28:PHE:N	2.76	0.52
3:N:67:TRP:CD1	3:N:71:ASP:CB	2.93	0.52
3:N:135:PHE:CD1	3:N:210:ILE:HD11	2.45	0.52
4:O:35:THR:CB	4:O:54:TRP:HE3	2.18	0.52
4:O:138:TRP:HB2	4:O:213:ILE:HG12	1.91	0.52
4:O:239:VAL:CA	4:O:242:LEU:HD23	2.39	0.52
4:O:261:GLN:NE2	4:O:265:LEU:HG	2.24	0.52
4:O:447:ASP:O	4:O:450:CYS:HB2	2.10	0.52
3:P:54:VAL:O	3:P:122:ALA:N	2.40	0.52
3:P:257:LEU:CD1	3:P:285:VAL:CG2	2.86	0.52
3:P:304:SER:H	3:P:400:LYS:CD	2.20	0.52
1:Q:7:LEU:CD1	1:Q:68:ASP:HB2	2.39	0.52
1:Q:54:VAL:C	1:Q:55:PHE:HD1	2.12	0.52
1:Q:312:HIS:O	1:Q:312:HIS:CG	2.63	0.52
1:Q:444:ILE:CG2	1:Q:445:THR:H	2.22	0.52
2:R:48:THR:HA	2:R:286:PRO:HB3	1.91	0.52

Continued on next page...

Continued from previous page...

Atom-1	Atom-2	Interatomic distance (Å)	Clash overlap (Å)
2:R:256:LYS:HB3	2:R:259:THR:HG22	1.92	0.52
3:S:135:PHE:C	3:S:135:PHE:HD1	2.12	0.52
3:S:222:CYS:SG	3:S:225:PHE:CZ	2.93	0.52
3:S:257:LEU:HA	3:S:260:ILE:HG13	1.90	0.52
3:S:298:THR:CA	3:S:301:ARG:HB3	2.40	0.52
4:T:23:THR:HG23	4:T:24:LEU:H	1.74	0.52
4:T:34:LEU:HA	4:T:54:TRP:O	2.09	0.52
4:T:90:VAL:HA	4:T:99:PHE:CE1	2.39	0.52
4:T:100:GLU:HB2	4:T:122:ILE:CG1	2.39	0.52
4:T:157:LEU:CD1	4:T:208:ILE:HD11	2.38	0.52
4:T:184:THR:HG23	4:T:215:GLN:C	2.30	0.52
4:T:228:PRO:O	4:T:232:ILE:HB	2.10	0.52
3:U:221:PRO:C	3:U:224:LEU:HB3	2.29	0.52
1:V:93:MET:HG3	1:V:206:ASP:CG	2.30	0.52
1:V:282:SER:O	1:V:286:PHE:CD2	2.63	0.52
1:V:298:SER:O	1:V:301:VAL:CG2	2.57	0.52
1:V:421:PHE:O	1:V:425:LYS:N	2.42	0.52
2:W:77:ILE:HD11	2:W:80:LEU:CD1	2.35	0.52
2:W:113:ARG:HD2	2:W:117:TYR:HB2	1.91	0.52
3:X:141:ASN:HB3	3:X:206:ILE:HD11	1.89	0.52
3:X:245:LEU:CG	4:Y:255:ILE:HG13	2.38	0.52
4:Y:91:LEU:CB	4:Y:95:VAL:HG23	2.32	0.52
4:Y:162:GLU:HA	4:Y:190:ALA:H	1.73	0.52
4:Y:238:LEU:O	4:Y:242:LEU:N	2.38	0.52
3:Z:305:THR:CB	3:Z:401:TYR:HB3	2.37	0.52
1:0:21:PRO:HA	1:0:64:ARG:HD2	1.92	0.52
1:0:58:LEU:HD11	1:0:118:TRP:HB3	1.91	0.52
1:0:106:VAL:HG13	1:0:107:ASN:N	2.24	0.52
1:0:130:ILE:HG21	1:0:134:TYR:CE2	2.44	0.52
1:0:287:ILE:O	1:0:291:VAL:N	2.43	0.52
2:1:431:LYS:HE2	3:2:382:ILE:CD1	2.38	0.52
4:3:48:ALA:HA	4:3:125:SER:O	2.08	0.52
4:3:174:PRO:HD3	4:3:185:ILE:HG21	1.91	0.52
4:3:261:GLN:HE22	4:3:296:ILE:HD12	1.69	0.52
1:B:86:TRP:CH2	1:B:156:VAL:HG21	2.45	0.52
1:B:252:SER:O	1:B:255:ALA:HB3	2.09	0.52
1:B:255:ALA:HA	2:C:265:LEU:HD21	1.90	0.52
1:B:467:PRO:O	1:B:469:ALA:N	2.41	0.52
2:C:110:VAL:CG2	2:C:120:TRP:HB2	2.39	0.52
2:C:279:PRO:C	2:C:282:ALA:HB3	2.30	0.52
2:C:317:PRO:HD2	2:C:447:ASN:HB3	1.92	0.52

Continued on next page...

Continued from previous page...

Atom-1	Atom-2	Interatomic distance (Å)	Clash overlap (Å)
2:C:462:THR:O	2:C:465:MET:HB3	2.10	0.52
3:D:137:PHE:HB2	3:D:435:GLN:HB2	1.87	0.52
4:E:173:ASP:CB	4:E:188:ARG:HH11	2.22	0.52
4:E:436:ASN:CA	4:E:439:TRP:HE1	2.15	0.52
3:F:48:GLN:HB2	3:F:128:CYS:O	2.09	0.52
3:F:90:LEU:CD1	3:F:100:PHE:CE2	2.82	0.52
3:F:156:VAL:CG2	3:F:157:SER:H	2.23	0.52
3:F:305:THR:HG21	3:F:401:TYR:CG	2.45	0.52
3:F:426:PHE:CD1	3:F:426:PHE:C	2.82	0.52
1:G:11:LEU:N	1:G:11:LEU:CD2	2.72	0.52
1:G:81:PRO:HD2	2:H:20:HIS:ND1	2.25	0.52
1:G:261:VAL:O	1:G:265:LEU:HG	2.09	0.52
2:H:18:ASN:O	2:H:21:VAL:O	2.28	0.52
2:H:59:ASP:OD1	2:H:121:LEU:CD1	2.55	0.52
2:H:87:ILE:HG21	2:H:110:VAL:HG11	1.91	0.52
2:H:110:VAL:HG22	2:H:120:TRP:HB2	1.91	0.52
2:H:317:PRO:HD2	2:H:447:ASN:HB3	1.92	0.52
3:I:7:LEU:HD11	3:I:70:ALA:HB1	1.90	0.52
3:I:37:LEU:HD13	3:I:54:VAL:HG22	1.91	0.52
3:I:137:PHE:HB3	3:I:435:GLN:HG3	1.86	0.52
3:K:24:HIS:N	3:K:24:HIS:CD2	2.76	0.52
3:K:37:LEU:HD22	3:K:54:VAL:HG12	1.90	0.52
3:K:304:SER:CB	3:K:400:LYS:HZ2	2.21	0.52
3:K:397:GLU:HA	3:K:400:LYS:HD2	1.90	0.52
1:L:93:MET:HG3	1:L:206:ASP:CG	2.30	0.52
1:L:252:SER:O	1:L:255:ALA:HB3	2.09	0.52
1:L:421:PHE:O	1:L:425:LYS:N	2.42	0.52
2:M:48:THR:HA	2:M:286:PRO:HB3	1.91	0.52
2:M:96:ASN:OD1	2:M:97:ASN:ND2	2.42	0.52
3:N:101:ALA:C	3:N:102:ILE:HD12	2.30	0.52
3:N:296:ILE:HA	3:N:299:HIS:HB3	1.88	0.52
3:N:426:PHE:CE1	3:N:430:LEU:HD12	2.45	0.52
4:O:31:THR:N	4:O:58:GLN:O	2.38	0.52
4:O:162:GLU:HA	4:O:190:ALA:H	1.74	0.52
4:O:184:THR:HG23	4:O:215:GLN:HG2	1.91	0.52
4:O:267:LEU:HD12	4:O:270:GLN:CD	2.30	0.52
3:P:20:ARG:HG3	3:P:22:VAL:HG22	1.90	0.52
1:Q:11:LEU:N	1:Q:11:LEU:CD2	2.72	0.52
1:Q:160:HIS:NE2	1:Q:207:VAL:CG1	2.57	0.52
1:Q:226:VAL:CG2	1:Q:227:PRO:CD	2.84	0.52
1:Q:287:ILE:C	1:Q:287:ILE:HD12	2.29	0.52

Continued on next page...

Continued from previous page...

Atom-1	Atom-2	Interatomic distance (Å)	Clash overlap (Å)
2:R:262:CYS:SG	2:R:263:VAL:N	2.82	0.52
3:S:252:SER:OG	4:T:259:LEU:HD22	2.10	0.52
3:S:302:SER:HB3	3:S:400:LYS:HG2	1.91	0.52
4:T:33:LYS:NZ	4:T:160:SER:OG	2.38	0.52
4:T:35:THR:CB	4:T:54:TRP:HE3	2.18	0.52
3:U:295:VAL:O	3:U:299:HIS:N	2.37	0.52
1:V:132:VAL:O	1:V:279:ILE:CA	2.57	0.52
1:V:438:LEU:CA	1:V:441:TYR:HB3	2.29	0.52
2:W:70:ASN:O	2:W:74:TYR:N	2.42	0.52
2:W:462:THR:O	2:W:465:MET:HB3	2.10	0.52
3:X:7:LEU:HD11	3:X:70:ALA:HB1	1.90	0.52
3:X:56:LEU:HB2	3:X:120:PRO:CD	2.39	0.52
3:X:63:VAL:HG22	3:X:66:ARG:HD2	1.91	0.52
3:X:91:VAL:HG22	3:X:96:ALA:CB	2.39	0.52
3:X:104:HIS:HB2	3:X:105:MET:SD	2.49	0.52
3:X:257:LEU:HA	3:X:260:ILE:HG13	1.90	0.52
4:Y:195:ASN:HB3	4:Y:204:ASP:HA	1.92	0.52
1:0:80:ILE:HG23	2:1:20:HIS:CE1	2.45	0.52
1:0:272:GLU:O	1:0:275:LEU:HB2	2.09	0.52
2:1:18:ASN:O	2:1:21:VAL:O	2.28	0.52
2:1:113:ARG:HD2	2:1:117:TYR:HB2	1.91	0.52
2:1:160:MET:N	2:1:213:GLN:CG	2.72	0.52
3:2:37:LEU:CA	3:2:54:VAL:HG13	2.39	0.52
3:2:167:LEU:HD11	3:2:178:MET:HB2	1.76	0.52
3:2:242:LYS:CD	3:2:245:LEU:HD13	2.35	0.52
3:2:263:LEU:HD21	4:3:266:PHE:HZ	1.74	0.52
3:2:390:GLU:O	3:2:394:ASN:ND2	2.43	0.52
3:2:426:PHE:CE1	3:2:430:LEU:HD12	2.45	0.52
4:3:136:PHE:CZ	4:3:217:LYS:CD	2.92	0.52
3:A:90:LEU:O	3:A:91:VAL:HG23	2.08	0.52
1:B:81:PRO:HD2	2:C:20:HIS:ND1	2.25	0.52
1:B:239:PHE:N	1:B:239:PHE:CD1	2.76	0.52
2:C:122:PRO:CB	2:C:123:PRO:CD	2.87	0.52
2:C:155:ALA:CA	2:C:211:ASN:HA	2.40	0.52
2:C:160:MET:N	2:C:213:GLN:CG	2.72	0.52
2:C:274:THR:HA	2:C:277:ARG:HH11	1.73	0.52
3:D:37:LEU:CA	3:D:54:VAL:HG13	2.39	0.52
3:D:43:VAL:HG11	3:D:50:VAL:HG22	1.90	0.52
3:D:301:ARG:NH2	3:D:405:VAL:HB	2.24	0.52
3:D:302:SER:HB3	3:D:400:LYS:HG2	1.91	0.52
4:E:90:VAL:HA	4:E:99:PHE:CE1	2.39	0.52

Continued on next page...

Continued from previous page...

Atom-1	Atom-2	Interatomic distance (Å)	Clash overlap (Å)
4:E:184:THR:HG23	4:E:215:GLN:HG2	1.91	0.52
3:F:101:ALA:C	3:F:102:ILE:HG13	2.29	0.52
1:G:134:TYR:CD1	1:G:213:ILE:CG1	2.89	0.52
1:G:224:THR:O	1:G:227:PRO:CD	2.49	0.52
1:G:282:SER:O	1:G:286:PHE:CD2	2.62	0.52
1:G:298:SER:O	1:G:301:VAL:CG2	2.57	0.52
2:H:47:GLU:CG	2:H:286:PRO:HD2	2.38	0.52
2:H:54:THR:O	2:H:126:PHE:CD2	2.63	0.52
2:H:462:THR:O	2:H:465:MET:HB3	2.10	0.52
3:I:31:ILE:O	3:I:158:ILE:HA	2.08	0.52
3:I:33:VAL:HG13	3:I:201:ILE:CD1	2.39	0.52
3:I:37:LEU:CA	3:I:54:VAL:HG13	2.39	0.52
3:I:46:VAL:HG22	3:I:272:PRO:CD	2.39	0.52
3:I:137:PHE:HB3	3:I:435:GLN:NE2	2.24	0.52
4:J:62:TYR:C	4:J:64:LEU:N	2.62	0.52
4:J:261:GLN:NE2	4:J:265:LEU:HG	2.24	0.52
3:K:67:TRP:CD1	3:K:71:ASP:OD1	2.62	0.52
3:K:101:ALA:C	3:K:102:ILE:HG13	2.29	0.52
3:K:195:ASP:OD1	3:K:195:ASP:C	2.48	0.52
1:L:22:SER:HB3	1:L:29:VAL:HG22	1.91	0.52
1:L:255:ALA:O	1:L:259:LEU:N	2.34	0.52
1:L:312:HIS:O	1:L:312:HIS:CG	2.62	0.52
3:N:241:GLU:C	3:N:243:MET:HE2	2.29	0.52
4:O:36:LEU:HD12	4:O:173:ASP:CG	2.29	0.52
4:O:172:ILE:CG1	4:O:174:PRO:HD2	2.21	0.52
4:O:228:PRO:O	4:O:232:ILE:HB	2.10	0.52
4:O:235:LEU:HD11	4:O:257:VAL:HG13	1.85	0.52
4:O:240:TYR:CE2	4:O:453:ILE:HG21	2.45	0.52
3:P:382:ILE:O	3:P:386:MET:HE2	2.09	0.52
1:Q:81:PRO:HD2	2:R:20:HIS:ND1	2.25	0.52
2:R:37:LEU:HD21	2:R:148:PHE:CD2	2.45	0.52
2:R:77:ILE:C	2:R:79:ILE:H	2.13	0.52
2:R:300:THR:CA	2:R:303:VAL:HG23	2.37	0.52
3:S:7:LEU:HD11	3:S:70:ALA:HB1	1.90	0.52
3:S:46:VAL:HA	3:S:272:PRO:CD	2.39	0.52
3:S:118:TRP:CD1	3:S:118:TRP:C	2.83	0.52
3:S:134:HIS:CE1	3:S:209:ARG:CD	2.75	0.52
3:S:244:THR:CG2	3:S:245:LEU:N	2.72	0.52
3:S:253:LEU:HD23	3:S:254:THR:HB	1.91	0.52
4:T:71:TYR:HD1	4:T:111:ASN:CG	2.11	0.52
3:U:90:LEU:O	3:U:91:VAL:HG23	2.08	0.52

Continued on next page...

Continued from previous page...

Atom-1	Atom-2	Interatomic distance (Å)	Clash overlap (Å)
3:U:384:GLU:HA	3:U:387:LYS:CG	2.39	0.52
3:U:416:LEU:HA	3:U:419:ILE:HG22	1.91	0.52
3:U:433:LEU:HD12	3:U:433:LEU:O	2.08	0.52
3:X:63:VAL:O	3:X:66:ARG:HD2	2.10	0.52
3:X:101:ALA:C	3:X:102:ILE:CD1	2.78	0.52
3:X:303:PRO:CB	3:X:400:LYS:NZ	2.72	0.52
4:Y:48:ALA:HA	4:Y:125:SER:O	2.08	0.52
4:Y:104:TYR:N	4:Y:104:TYR:HD1	2.07	0.52
4:Y:228:PRO:O	4:Y:232:ILE:HB	2.10	0.52
4:Y:262:THR:HG1	4:Y:265:LEU:HD12	1.68	0.52
4:Y:267:LEU:HD12	4:Y:270:GLN:CD	2.30	0.52
3:Z:43:VAL:CB	3:Z:50:VAL:HG22	2.38	0.52
3:Z:90:LEU:O	3:Z:91:VAL:HG23	2.09	0.52
3:Z:420:ILE:O	3:Z:424:SER:N	2.41	0.52
1:0:22:SER:HB3	1:0:29:VAL:HG22	1.91	0.52
1:0:234:LEU:HA	1:0:237:LEU:HD23	1.92	0.52
1:0:261:VAL:O	1:0:265:LEU:HG	2.09	0.52
1:0:297:LEU:O	1:0:301:VAL:HG13	2.09	0.52
3:2:37:LEU:HD13	3:2:54:VAL:HG22	1.91	0.52
3:2:91:VAL:HG22	3:2:96:ALA:CB	2.39	0.52
3:2:301:ARG:NH2	3:2:405:VAL:HB	2.23	0.52
4:3:100:GLU:HB2	4:3:122:ILE:CG1	2.39	0.52
4:3:184:THR:HG23	4:3:215:GLN:HG2	1.90	0.52
3:A:67:TRP:CD1	3:A:71:ASP:OD1	2.62	0.52
3:A:209:ARG:HG3	3:A:210:ILE:H	1.72	0.52
3:A:292:THR:CA	3:A:296:ILE:CD1	2.81	0.52
3:A:384:GLU:HA	3:A:387:LYS:CG	2.39	0.52
1:B:105:HIS:O	1:B:105:HIS:CG	2.61	0.52
2:C:63:TYR:O	2:C:65:HIS:CD2	2.62	0.52
2:C:70:ASN:O	2:C:74:TYR:N	2.42	0.52
2:C:77:ILE:HD11	2:C:80:LEU:CD1	2.35	0.52
3:D:241:GLU:C	3:D:243:MET:CE	2.77	0.52
3:D:252:SER:CB	4:E:259:LEU:CD2	2.85	0.52
3:D:263:LEU:HD21	4:E:266:PHE:HZ	1.75	0.52
3:D:432:GLU:O	3:D:436:GLU:OE2	2.27	0.52
4:E:56:GLU:CA	4:E:118:LEU:HG	2.28	0.52
4:E:62:TYR:C	4:E:64:LEU:N	2.62	0.52
4:E:136:PHE:CZ	4:E:217:LYS:CD	2.92	0.52
4:E:248:GLY:C	4:E:250:LYS:H	2.11	0.52
3:F:87:LEU:N	3:F:87:LEU:CD2	2.59	0.52
3:F:305:THR:CB	3:F:401:TYR:HB3	2.37	0.52

Continued on next page...

Continued from previous page...

Atom-1	Atom-2	Interatomic distance (Å)	Clash overlap (Å)
1:G:183:ASN:HB2	2:H:50:GLU:OE2	2.09	0.52
2:H:37:LEU:HD21	2:H:148:PHE:CD2	2.45	0.52
2:H:45:LEU:HB2	2:H:190:TRP:CZ3	2.45	0.52
2:H:90:PRO:HD2	2:H:120:TRP:HZ3	1.73	0.52
2:H:160:MET:N	2:H:213:GLN:CG	2.72	0.52
2:H:481:PRO:HG2	2:H:482:PRO:HD3	1.92	0.52
3:I:53:ASN:HD22	3:I:123:ILE:HG13	1.75	0.52
3:I:86:TRP:O	3:I:86:TRP:CE3	2.63	0.52
3:I:101:ALA:C	3:I:102:ILE:CD1	2.78	0.52
3:I:263:LEU:HD21	4:J:266:PHE:HZ	1.74	0.52
3:I:287:SER:HA	3:I:290:ILE:HD13	1.86	0.52
3:I:302:SER:HB3	3:I:400:LYS:HG2	1.91	0.52
4:J:99:PHE:CB	4:J:102:ALA:HB3	2.33	0.52
4:J:240:TYR:CE2	4:J:453:ILE:HG21	2.45	0.52
3:K:187:TRP:HZ2	3:K:196:THR:HA	1.75	0.52
1:L:242:PRO:HA	1:L:248:LYS:HG2	1.90	0.52
1:L:409:LYS:HD3	2:M:426:THR:HG1	1.71	0.52
3:N:27:HIS:N	3:N:27:HIS:ND1	2.57	0.52
3:N:64:ARG:CA	3:N:66:ARG:HH11	2.06	0.52
3:N:390:GLU:O	3:N:394:ASN:ND2	2.43	0.52
3:N:432:GLU:O	3:N:436:GLU:OE2	2.27	0.52
4:O:74:ILE:HD13	4:O:74:ILE:N	2.24	0.52
4:O:75:ASP:HB3	4:O:111:ASN:ND2	2.24	0.52
4:O:143:LEU:O	4:O:210:PHE:HB2	2.10	0.52
3:P:174:GLY:HA2	3:P:176:TRP:CZ3	2.45	0.52
3:P:305:THR:HG21	3:P:401:TYR:CG	2.45	0.52
3:P:381:TYR:N	3:P:381:TYR:CD1	2.78	0.52
1:Q:105:HIS:O	1:Q:105:HIS:CG	2.61	0.52
1:Q:181:THR:HG23	1:Q:183:ASN:H	1.74	0.52
1:Q:440:LEU:HA	1:Q:443:PHE:HB3	1.92	0.52
2:R:110:VAL:CG2	2:R:120:TRP:HB2	2.39	0.52
2:R:305:ASN:HA	2:R:308:ILE:CB	2.35	0.52
2:R:317:PRO:HD2	2:R:447:ASN:HB3	1.92	0.52
3:S:67:TRP:CD1	3:S:71:ASP:CB	2.93	0.52
3:S:101:ALA:C	3:S:102:ILE:CD1	2.78	0.52
3:S:101:ALA:C	3:S:102:ILE:HD12	2.30	0.52
3:S:137:PHE:HB3	3:S:435:GLN:NE2	2.24	0.52
4:T:74:ILE:HD13	4:T:74:ILE:N	2.24	0.52
3:U:102:ILE:HG21	1:V:149:TYR:HD2	1.75	0.52
3:U:431:ILE:HD12	3:U:431:ILE:N	2.25	0.52
1:V:226:VAL:CG2	1:V:227:PRO:CD	2.84	0.52

Continued on next page...

Continued from previous page...

Atom-1	Atom-2	Interatomic distance (Å)	Clash overlap (Å)
2:W:37:LEU:HD21	2:W:148:PHE:CD2	2.45	0.52
2:W:66:ARG:HG2	2:W:66:ARG:NH1	2.08	0.52
2:W:305:ASN:HA	2:W:308:ILE:CB	2.35	0.52
3:X:227:PHE:CD1	3:X:231:LEU:HG	2.44	0.52
3:X:242:LYS:CD	3:X:245:LEU:HD13	2.35	0.52
3:X:244:THR:CG2	3:X:245:LEU:N	2.72	0.52
3:X:253:LEU:HD23	3:X:254:THR:HB	1.91	0.52
3:X:379:VAL:O	3:X:379:VAL:HG12	2.10	0.52
4:Y:138:TRP:HB2	4:Y:213:ILE:HG12	1.91	0.52
4:Y:174:PRO:HD3	4:Y:185:ILE:HG21	1.91	0.52
4:Y:184:THR:HG23	4:Y:215:GLN:HG2	1.91	0.52
4:Y:261:GLN:NE2	4:Y:265:LEU:HG	2.24	0.52
3:Z:100:PHE:HB3	3:Z:103:VAL:HG21	1.92	0.52
3:Z:135:PHE:CZ	3:Z:210:ILE:HG12	2.45	0.52
3:Z:305:THR:HG21	3:Z:401:TYR:CG	2.45	0.52
1:0:86:TRP:CH2	1:0:156:VAL:HG21	2.45	0.52
1:0:444:ILE:CG2	1:0:445:THR:H	2.22	0.52
2:1:42:LEU:CG	2:1:54:THR:CG2	2.84	0.52
2:1:248:TYR:OH	2:1:461:ILE:HG12	2.09	0.52
2:1:279:PRO:C	2:1:282:ALA:HB3	2.30	0.52
2:1:462:THR:O	2:1:465:MET:HB3	2.10	0.52
3:2:101:ALA:C	3:2:102:ILE:HD12	2.30	0.52
3:A:87:LEU:HB3	3:A:118:TRP:CZ3	2.45	0.52
1:B:10:VAL:CG1	1:B:11:LEU:HD22	2.40	0.52
1:B:33:VAL:HG13	1:B:158:LEU:HD21	1.92	0.52
2:C:30:VAL:CG2	2:C:158:ILE:H	2.21	0.52
2:C:45:LEU:HB2	2:C:190:TRP:CZ3	2.45	0.52
2:C:180:ASP:CB	2:C:195:LYS:HB2	2.37	0.52
2:C:181:PRO:HA	2:C:184:PHE:HB2	1.90	0.52
3:D:78:ILE:CD1	3:D:110:LEU:CB	2.86	0.52
3:D:89:ASP:HB2	3:D:149:TRP:HD1	1.75	0.52
3:D:276:LYS:HA	3:D:279:LEU:HD12	1.90	0.52
4:E:174:PRO:HD3	4:E:185:ILE:HG21	1.91	0.52
4:E:228:PRO:O	4:E:232:ILE:HB	2.10	0.52
4:E:418:ALA:HA	4:E:421:PHE:HD2	1.73	0.52
4:E:447:ASP:O	4:E:450:CYS:HB2	2.10	0.52
3:F:102:ILE:HG21	1:G:149:TYR:HD2	1.75	0.52
3:F:174:GLY:HA2	3:F:176:TRP:CZ3	2.45	0.52
3:F:264:ILE:N	3:F:265:PRO:CD	2.73	0.52
3:F:384:GLU:HA	3:F:387:LYS:CG	2.39	0.52
1:G:21:PRO:HA	1:G:64:ARG:HD2	1.92	0.52

Continued on next page...

Continued from previous page...

Atom-1	Atom-2	Interatomic distance (Å)	Clash overlap (Å)
2:H:155:ALA:CA	2:H:211:ASN:HA	2.40	0.52
3:I:133:THR:HA	3:I:274:ILE:HG23	1.92	0.52
3:I:243:MET:H	3:I:243:MET:CE	2.22	0.52
4:J:453:ILE:CD1	4:J:454:ALA:N	2.72	0.52
3:K:1:SER:H2	3:K:4:GLU:HB2	1.73	0.52
3:K:25:HIS:O	3:K:25:HIS:CG	2.61	0.52
3:K:67:TRP:CD1	3:K:71:ASP:CB	2.93	0.52
3:K:235:LEU:HA	1:L:306:HIS:HD2	1.67	0.52
3:K:379:VAL:HA	3:K:382:ILE:CD1	2.38	0.52
3:K:431:ILE:HD12	3:K:431:ILE:N	2.25	0.52
1:L:28:LYS:CG	1:L:154:SER:O	2.54	0.52
1:L:230:LEU:C	1:L:233:ILE:HG13	2.29	0.52
1:L:234:LEU:HA	1:L:237:LEU:HD23	1.92	0.52
2:M:54:THR:O	2:M:126:PHE:CD2	2.63	0.52
2:M:63:TYR:O	2:M:65:HIS:CD2	2.62	0.52
3:N:227:PHE:CD1	3:N:231:LEU:HG	2.44	0.52
3:N:253:LEU:HD23	3:N:254:THR:HB	1.91	0.52
3:N:260:ILE:HA	3:N:263:LEU:HD12	1.91	0.52
4:O:59:TRP:NE1	4:O:84:LEU:HD23	2.23	0.52
4:O:140:ASN:ND2	4:O:212:LEU:H	2.08	0.52
4:O:174:PRO:HD3	4:O:185:ILE:HG21	1.91	0.52
3:P:67:TRP:NE1	3:P:71:ASP:CG	2.63	0.52
3:P:258:LEU:HD11	4:T:264:PHE:CD2	2.44	0.52
1:Q:80:ILE:HG23	2:R:20:HIS:CE1	2.45	0.52
1:Q:95:ASN:HB3	1:Q:127:SER:H	1.74	0.52
1:Q:287:ILE:O	1:Q:291:VAL:N	2.43	0.52
1:Q:451:THR:O	1:Q:455:PHE:HB2	2.10	0.52
2:R:12:LEU:O	2:R:14:VAL:N	2.43	0.52
2:R:96:ASN:OD1	2:R:97:ASN:ND2	2.42	0.52
2:R:240:SER:O	2:R:244:ALA:N	2.37	0.52
2:R:248:TYR:OH	2:R:461:ILE:HG12	2.09	0.52
2:R:256:LYS:CB	2:R:259:THR:HG22	2.40	0.52
2:R:434:LYS:HE2	2:R:435:GLU:HG2	1.92	0.52
2:R:469:THR:O	2:R:473:PHE:N	2.43	0.52
3:S:209:ARG:HG3	3:S:210:ILE:H	1.72	0.52
3:S:267:THR:O	3:S:271:VAL:N	2.42	0.52
3:S:379:VAL:O	3:S:379:VAL:HG12	2.10	0.52
4:T:140:ASN:HD21	4:T:211:PHE:CA	2.21	0.52
4:T:306:VAL:O	4:T:309:ARG:NH1	2.43	0.52
3:U:130:ILE:C	3:U:131:ILE:O	2.49	0.52
3:U:135:PHE:CZ	3:U:210:ILE:HG12	2.45	0.52

Continued on next page...

Continued from previous page...

Atom-1	Atom-2	Interatomic distance (Å)	Clash overlap (Å)
3:U:156:VAL:CG2	3:U:157:SER:H	2.23	0.52
3:U:187:TRP:HZ2	3:U:196:THR:HA	1.75	0.52
3:U:209:ARG:CG	3:U:210:ILE:N	2.69	0.52
3:U:382:ILE:O	3:U:386:MET:HE3	2.09	0.52
2:W:30:VAL:HG22	2:W:157:GLU:C	2.30	0.52
2:W:96:ASN:OD1	2:W:97:ASN:ND2	2.42	0.52
2:W:204:ASP:C	2:W:207:PRO:HD2	2.29	0.52
3:X:28:PHE:N	3:X:28:PHE:CD1	2.76	0.52
3:X:131:ILE:CG1	3:X:133:THR:H	2.05	0.52
4:Y:110:TYR:CE1	4:Y:111:ASN:ND2	2.76	0.52
4:Y:235:LEU:HA	4:Y:238:LEU:CG	2.30	0.52
3:Z:264:ILE:N	3:Z:265:PRO:CD	2.73	0.52
1:0:459:SER:C	1:0:463:PRO:HD2	2.29	0.52
2:1:12:LEU:O	2:1:14:VAL:N	2.43	0.52
2:1:314:PHE:HA	2:1:320:HIS:O	2.09	0.52
3:2:27:HIS:N	3:2:27:HIS:ND1	2.57	0.52
3:2:53:ASN:HD22	3:2:123:ILE:HG13	1.75	0.52
3:2:56:LEU:HB2	3:2:120:PRO:CD	2.39	0.52
3:2:67:TRP:CD1	3:2:71:ASP:CB	2.93	0.52
3:2:101:ALA:C	3:2:102:ILE:CD1	2.78	0.52
3:2:130:ILE:C	3:2:134:HIS:HB2	2.31	0.52
3:2:161:GLU:HG3	3:2:162:SER:N	2.24	0.52
3:2:302:SER:HB2	3:2:305:THR:HG23	1.92	0.52
3:2:399:TRP:HA	3:2:399:TRP:CE3	2.43	0.52
4:3:138:TRP:HB2	4:3:213:ILE:HG12	1.91	0.52
3:A:67:TRP:CD1	3:A:71:ASP:CB	2.93	0.52
3:A:431:ILE:HD12	3:A:431:ILE:N	2.25	0.52
1:B:108:VAL:CG1	1:B:117:SER:O	2.58	0.52
1:B:279:ILE:CG2	1:B:280:ILE:N	2.48	0.52
2:C:2:ASN:ND2	2:C:71:ALA:CB	2.72	0.52
2:C:12:LEU:O	2:C:14:VAL:N	2.43	0.52
2:C:12:LEU:CG	2:C:16:LYS:HG2	2.40	0.52
2:C:29:GLU:O	2:C:155:ALA:O	2.26	0.52
3:D:28:PHE:N	3:D:28:PHE:CD1	2.76	0.52
3:D:227:PHE:CD1	3:D:231:LEU:HG	2.44	0.52
3:F:265:PRO:HG2	3:F:266:SER:N	2.25	0.52
3:F:285:VAL:HG13	3:F:286:ILE:HG13	1.91	0.52
1:G:95:ASN:HB3	1:G:127:SER:H	1.74	0.52
1:G:226:VAL:CG2	1:G:227:PRO:CD	2.84	0.52
1:G:451:THR:HA	1:G:454:ILE:HB	1.91	0.52
2:H:455:ARG:H	2:H:455:ARG:CD	2.23	0.52

Continued on next page...

Continued from previous page...

Atom-1	Atom-2	Interatomic distance (Å)	Clash overlap (Å)
3:I:144:MET:CE	3:I:205:PHE:CE1	2.92	0.52
4:J:34:LEU:HA	4:J:54:TRP:O	2.09	0.52
4:J:91:LEU:H	4:J:95:VAL:HG21	1.74	0.52
3:K:67:TRP:NE1	3:K:71:ASP:CG	2.63	0.52
3:K:135:PHE:CZ	3:K:210:ILE:HG12	2.45	0.52
3:K:381:TYR:N	3:K:381:TYR:CD1	2.78	0.52
1:L:38:THR:HG22	1:L:55:PHE:CE1	2.45	0.52
1:L:298:SER:O	1:L:301:VAL:CG2	2.57	0.52
1:L:467:PRO:O	1:L:469:ALA:N	2.41	0.52
2:M:87:ILE:HG21	2:M:110:VAL:HG11	1.91	0.52
3:N:33:VAL:HG13	3:N:201:ILE:CD1	2.39	0.52
3:N:161:GLU:HG3	3:N:162:SER:N	2.24	0.52
3:N:239:SER:HB2	3:N:242:LYS:CE	2.37	0.52
3:N:302:SER:HB2	3:N:305:THR:HG23	1.92	0.52
4:O:138:TRP:HB3	4:O:214:ILE:O	2.09	0.52
3:P:102:ILE:HG21	1:Q:149:TYR:HD2	1.75	0.52
3:P:413:VAL:HG12	3:P:417:ILE:HG13	1.92	0.52
1:Q:421:PHE:O	1:Q:425:LYS:N	2.42	0.52
2:R:63:TYR:O	2:R:65:HIS:CD2	2.62	0.52
2:R:204:ASP:C	2:R:207:PRO:HD2	2.29	0.52
2:R:216:THR:C	2:R:217:PHE:CD1	2.77	0.52
2:R:296:MET:CE	2:R:296:MET:CA	2.88	0.52
2:R:319:THR:OG1	2:R:448:LEU:HA	2.10	0.52
2:R:462:THR:O	2:R:465:MET:HB3	2.10	0.52
3:S:46:VAL:HG22	3:S:272:PRO:CD	2.39	0.52
3:S:53:ASN:HD22	3:S:123:ILE:HG13	1.75	0.52
3:S:135:PHE:CD1	3:S:210:ILE:HD11	2.45	0.52
3:S:145:LYS:NZ	3:S:200:ASP:OD2	2.43	0.52
3:S:263:LEU:HD21	4:T:266:PHE:HZ	1.74	0.52
4:T:136:PHE:CZ	4:T:217:LYS:CD	2.92	0.52
4:T:138:TRP:HB2	4:T:213:ILE:HG12	1.91	0.52
3:U:48:GLN:HB2	3:U:128:CYS:O	2.09	0.52
3:U:87:LEU:HB3	3:U:118:TRP:CZ3	2.45	0.52
3:U:187:TRP:HD1	3:U:199:LEU:HD23	1.74	0.52
3:U:239:SER:OG	1:V:312:HIS:HA	2.10	0.52
1:V:81:PRO:HD2	2:W:20:HIS:ND1	2.25	0.52
1:V:105:HIS:O	1:V:105:HIS:CG	2.61	0.52
3:X:37:LEU:HD13	3:X:54:VAL:HG22	1.90	0.52
3:X:243:MET:H	3:X:243:MET:CE	2.22	0.52
3:X:260:ILE:HA	3:X:263:LEU:HD12	1.91	0.52
3:X:390:GLU:O	3:X:394:ASN:ND2	2.43	0.52

Continued on next page...

Continued from previous page...

Atom-1	Atom-2	Interatomic distance (Å)	Clash overlap (Å)
4:Y:172:ILE:HG13	4:Y:174:PRO:CG	2.39	0.52
4:Y:272:VAL:N	4:Y:273:PRO:CD	2.72	0.52
3:Z:413:VAL:HG12	3:Z:417:ILE:HG13	1.92	0.52
1:0:15:TYR:O	1:0:15:TYR:HD1	1.92	0.52
1:0:33:VAL:HG13	1:0:158:LEU:HD21	1.92	0.52
1:0:67:TRP:HB2	1:0:72:TYR:CB	2.36	0.52
1:0:81:PRO:HD2	2:1:20:HIS:ND1	2.25	0.52
1:0:129:THR:C	1:0:131:LYS:H	2.13	0.52
1:0:149:TYR:HD2	3:Z:102:ILE:HG21	1.75	0.52
2:1:2:ASN:ND2	2:1:71:ALA:CB	2.72	0.52
2:1:38:THR:HG21	2:1:57:TRP:HE3	1.62	0.52
2:1:467:LEU:HA	2:1:470:ILE:HB	1.92	0.52
3:2:65:LEU:CD2	3:2:110:LEU:HD13	2.40	0.52
3:2:89:ASP:HB2	3:2:149:TRP:HD1	1.75	0.52
3:2:233:PHE:CD1	3:2:409:ILE:HD12	2.45	0.52
4:3:2:GLU:HA	4:3:5:ARG:CG	2.38	0.52
4:3:19:LYS:HZ1	4:3:154:GLU:CB	2.18	0.52
3:A:102:ILE:HG21	1:B:149:TYR:HD2	1.75	0.52
3:A:156:VAL:CG2	3:A:157:SER:H	2.23	0.52
3:A:187:TRP:CZ2	3:A:196:THR:CG2	2.73	0.52
3:A:265:PRO:HG2	3:A:266:SER:N	2.25	0.52
1:B:22:SER:HB3	1:B:29:VAL:HG22	1.91	0.52
1:B:38:THR:HG22	1:B:55:PHE:CE1	2.45	0.52
1:B:108:VAL:CG1	1:B:118:TRP:HB2	2.40	0.52
1:B:282:SER:O	1:B:286:PHE:CD2	2.62	0.52
2:C:87:ILE:HG21	2:C:110:VAL:HG11	1.91	0.52
2:C:259:THR:OG1	3:D:244:THR:OG1	2.16	0.52
3:D:53:ASN:HD22	3:D:123:ILE:HG13	1.75	0.52
3:D:287:SER:C	3:D:290:ILE:HG12	2.31	0.52
4:E:240:TYR:CE1	4:E:303:VAL:HG21	2.45	0.52
3:F:20:ARG:CG	3:F:20:ARG:NH1	2.37	0.52
1:G:33:VAL:HG13	1:G:158:LEU:HD21	1.92	0.52
2:H:264:LEU:HD11	2:H:306:CYS:O	2.09	0.52
2:H:467:LEU:HA	2:H:470:ILE:HB	1.92	0.52
3:I:35:LEU:HD12	3:I:54:VAL:CG1	2.36	0.52
3:I:118:TRP:CD1	3:I:118:TRP:C	2.83	0.52
3:I:135:PHE:C	3:I:135:PHE:HD1	2.12	0.52
4:J:172:ILE:CG1	4:J:174:PRO:HD2	2.21	0.52
4:J:184:THR:HG23	4:J:215:GLN:C	2.30	0.52
3:K:124:PHE:C	3:K:124:PHE:HD1	2.13	0.52
3:K:156:VAL:CG2	3:K:157:SER:H	2.23	0.52

Continued on next page...

Continued from previous page...

Atom-1	Atom-2	Interatomic distance (Å)	Clash overlap (Å)
3:K:265:PRO:CD	3:K:266:SER:N	2.71	0.52
3:K:265:PRO:HG2	3:K:266:SER:N	2.25	0.52
3:K:305:THR:HG21	3:K:401:TYR:CG	2.45	0.52
1:L:152:ASP:CB	1:L:203:SER:CB	2.82	0.52
1:L:181:THR:HG23	1:L:183:ASN:H	1.74	0.52
1:L:183:ASN:HB2	2:M:50:GLU:OE2	2.09	0.52
1:L:271:PRO:O	1:L:275:LEU:CG	2.55	0.52
2:M:66:ARG:CG	2:M:66:ARG:NH1	2.69	0.52
2:M:427:ASN:HA	2:M:430:VAL:CG2	2.34	0.52
3:N:53:ASN:HD22	3:N:123:ILE:HG13	1.75	0.52
3:N:118:TRP:CD1	3:N:118:TRP:C	2.83	0.52
3:N:144:MET:CE	3:N:205:PHE:CE1	2.92	0.52
4:O:62:TYR:C	4:O:64:LEU:N	2.62	0.52
3:P:100:PHE:HB3	3:P:103:VAL:HG21	1.92	0.52
3:P:135:PHE:HB3	3:P:272:PRO:O	2.09	0.52
3:P:135:PHE:CZ	3:P:210:ILE:HG12	2.45	0.52
3:P:431:ILE:HD12	3:P:431:ILE:N	2.25	0.52
1:Q:33:VAL:HG13	1:Q:158:LEU:HD21	1.92	0.52
1:Q:130:ILE:HG21	1:Q:134:TYR:CE2	2.44	0.52
1:Q:282:SER:O	1:Q:286:PHE:CD2	2.63	0.52
1:Q:295:VAL:O	1:Q:299:VAL:HG23	2.09	0.52
2:R:45:LEU:HB2	2:R:190:TRP:CZ3	2.45	0.52
2:R:54:THR:O	2:R:126:PHE:CD2	2.63	0.52
2:R:160:MET:N	2:R:213:GLN:CG	2.72	0.52
3:S:63:VAL:HG22	3:S:66:ARG:HD2	1.91	0.52
3:S:102:ILE:O	3:S:102:ILE:CG2	2.56	0.52
3:S:243:MET:H	3:S:243:MET:CE	2.22	0.52
3:S:390:GLU:O	3:S:394:ASN:ND2	2.43	0.52
3:U:305:THR:HG21	3:U:401:TYR:CG	2.45	0.52
3:U:379:VAL:HA	3:U:382:ILE:CD1	2.38	0.52
1:V:28:LYS:CG	1:V:154:SER:O	2.54	0.52
1:V:80:ILE:HG23	2:W:20:HIS:CE1	2.45	0.52
1:V:162:LEU:C	1:V:174:MET:N	2.64	0.52
1:V:226:VAL:O	1:V:230:LEU:N	2.30	0.52
2:W:63:TYR:O	2:W:65:HIS:CD2	2.63	0.52
2:W:110:VAL:HG22	2:W:120:TRP:HB2	1.91	0.52
2:W:434:LYS:HE2	2:W:435:GLU:HG2	1.92	0.52
3:X:67:TRP:CD1	3:X:71:ASP:CB	2.93	0.52
3:X:118:TRP:CD1	3:X:118:TRP:C	2.83	0.52
3:X:298:THR:O	3:X:301:ARG:CB	2.58	0.52
3:X:298:THR:CA	3:X:301:ARG:HB3	2.40	0.52

Continued on next page...

Continued from previous page...

Atom-1	Atom-2	Interatomic distance (Å)	Clash overlap (Å)
4:Y:35:THR:CB	4:Y:54:TRP:HE3	2.18	0.52
4:Y:184:THR:HG23	4:Y:215:GLN:C	2.30	0.52
4:Y:418:ALA:HA	4:Y:421:PHE:HD2	1.73	0.52
2:1:87:ILE:HG21	2:1:110:VAL:HG11	1.91	0.51
2:1:216:THR:C	2:1:217:PHE:CD1	2.77	0.51
3:2:33:VAL:HG13	3:2:201:ILE:CD1	2.39	0.51
4:3:306:VAL:O	4:3:309:ARG:NH1	2.43	0.51
3:A:137:PHE:CD1	3:A:435:GLN:NE2	2.79	0.51
3:A:262:GLU:O	3:A:265:PRO:CD	2.58	0.51
1:B:58:LEU:HD11	1:B:118:TRP:HB3	1.91	0.51
1:B:458:ALA:O	1:B:462:VAL:CG2	2.51	0.51
2:C:18:ASN:O	2:C:21:VAL:O	2.28	0.51
2:C:48:THR:HA	2:C:286:PRO:HB3	1.91	0.51
2:C:240:SER:O	2:C:244:ALA:N	2.37	0.51
2:C:256:LYS:CB	2:C:259:THR:HG22	2.40	0.51
2:C:262:CYS:SG	2:C:263:VAL:N	2.82	0.51
2:C:306:CYS:HA	2:C:309:VAL:HB	1.93	0.51
3:D:46:VAL:HG22	3:D:272:PRO:CD	2.39	0.51
3:D:64:ARG:CA	3:D:66:ARG:HH11	2.06	0.51
3:D:86:TRP:O	3:D:86:TRP:CE3	2.63	0.51
3:D:101:ALA:C	3:D:102:ILE:HD12	2.30	0.51
3:D:243:MET:H	3:D:243:MET:CE	2.22	0.51
4:E:128:PRO:HD2	4:E:141:CYS:HA	1.91	0.51
4:E:306:VAL:O	4:E:309:ARG:NH1	2.43	0.51
3:F:48:GLN:HB3	3:F:130:ILE:HD12	1.92	0.51
3:F:187:TRP:HD1	3:F:199:LEU:HD23	1.73	0.51
3:F:303:PRO:CB	3:F:400:LYS:CE	2.86	0.51
1:G:80:ILE:HG23	2:H:20:HIS:CE1	2.45	0.51
1:G:162:LEU:C	1:G:174:MET:N	2.64	0.51
2:H:141:TRP:HH2	2:H:223:ARG:HD3	1.74	0.51
2:H:256:LYS:CB	2:H:259:THR:HG22	2.40	0.51
2:H:429:ILE:HG13	2:H:430:VAL:H	1.74	0.51
3:I:260:ILE:HA	3:I:263:LEU:HD12	1.91	0.51
3:I:426:PHE:CE1	3:I:430:LEU:HD12	2.45	0.51
4:J:23:THR:HG23	4:J:24:LEU:H	1.74	0.51
4:J:173:ASP:CB	4:J:188:ARG:HH11	2.22	0.51
4:J:191:LYS:HB2	4:J:209:ILE:CG2	2.38	0.51
3:K:184:TRP:CE3	3:K:185:LYS:O	2.63	0.51
2:M:110:VAL:CG2	2:M:120:TRP:HB2	2.39	0.51
2:M:319:THR:OG1	2:M:448:LEU:HA	2.10	0.51
3:N:298:THR:O	3:N:301:ARG:CB	2.58	0.51

Continued on next page...

Continued from previous page...

Atom-1	Atom-2	Interatomic distance (Å)	Clash overlap (Å)
3:N:298:THR:CA	3:N:301:ARG:HB3	2.40	0.51
4:O:34:LEU:HA	4:O:54:TRP:O	2.09	0.51
4:O:55:ILE:HG13	4:O:55:ILE:O	2.11	0.51
4:O:184:THR:HG23	4:O:215:GLN:C	2.30	0.51
4:O:453:ILE:HA	4:O:456:LEU:HD12	1.91	0.51
3:P:56:LEU:CD2	3:P:57:ARG:N	2.73	0.51
3:P:124:PHE:C	3:P:124:PHE:HD1	2.13	0.51
3:P:130:ILE:C	3:P:131:ILE:O	2.49	0.51
3:P:379:VAL:HA	3:P:382:ILE:CD1	2.38	0.51
1:Q:108:VAL:CG1	1:Q:117:SER:O	2.58	0.51
1:Q:147:LYS:HZ2	1:Q:205:GLU:HA	1.75	0.51
1:Q:162:LEU:C	1:Q:174:MET:N	2.64	0.51
1:Q:226:VAL:O	1:Q:230:LEU:N	2.30	0.51
2:R:12:LEU:CG	2:R:16:LYS:HG2	2.40	0.51
2:R:241:PHE:HZ	3:S:293:VAL:HG22	1.72	0.51
3:S:63:VAL:O	3:S:66:ARG:HD2	2.10	0.51
3:S:298:THR:O	3:S:301:ARG:CB	2.58	0.51
3:S:387:LYS:HD2	3:S:390:GLU:OE2	2.10	0.51
4:T:152:ALA:N	4:T:205:PHE:CD1	2.70	0.51
3:U:237:THR:OG1	3:U:407:ASP:OD1	2.20	0.51
1:V:46:LYS:CB	1:V:278:PRO:CD	2.69	0.51
1:V:86:TRP:CH2	1:V:156:VAL:HG21	2.45	0.51
1:V:130:ILE:HG21	1:V:134:TYR:CE2	2.44	0.51
2:W:12:LEU:CG	2:W:16:LYS:HG2	2.40	0.51
2:W:296:MET:CE	2:W:296:MET:CA	2.88	0.51
2:W:319:THR:OG1	2:W:448:LEU:HA	2.10	0.51
3:X:101:ALA:C	3:X:102:ILE:HD12	2.30	0.51
3:X:137:PHE:CB	3:X:435:GLN:CB	2.69	0.51
3:X:252:SER:OG	4:Y:259:LEU:HD22	2.09	0.51
4:Y:19:LYS:HZ3	4:Y:154:GLU:HB2	1.73	0.51
4:Y:191:LYS:N	4:Y:209:ILE:CG2	2.70	0.51
4:Y:240:TYR:CE1	4:Y:303:VAL:HG21	2.45	0.51
4:Y:240:TYR:CE2	4:Y:453:ILE:HG21	2.45	0.51
4:Y:436:ASN:CA	4:Y:439:TRP:HE1	2.15	0.51
4:Y:447:ASP:O	4:Y:450:CYS:HB2	2.10	0.51
3:Z:156:VAL:CG2	3:Z:157:SER:H	2.23	0.51
3:Z:174:GLY:HA2	3:Z:176:TRP:CZ3	2.45	0.51
3:Z:184:TRP:CE3	3:Z:185:LYS:O	2.63	0.51
3:Z:265:PRO:HG2	3:Z:266:SER:N	2.25	0.51
3:Z:426:PHE:CD1	3:Z:426:PHE:C	2.82	0.51
1:O:230:LEU:C	1:O:233:ILE:HG13	2.29	0.51

Continued on next page...

Continued from previous page...

Atom-1	Atom-2	Interatomic distance (Å)	Clash overlap (Å)
1:0:312:HIS:O	1:0:312:HIS:CG	2.63	0.51
1:0:312:HIS:HA	3:Z:239:SER:OG	2.10	0.51
2:1:136:TYR:CD1	2:1:142:GLN:HB3	2.43	0.51
2:1:306:CYS:HA	2:1:309:VAL:HB	1.92	0.51
3:2:46:VAL:HG22	3:2:272:PRO:CD	2.39	0.51
3:2:287:SER:C	3:2:290:ILE:HG12	2.31	0.51
4:3:55:ILE:HG13	4:3:55:ILE:O	2.11	0.51
4:3:140:ASN:ND2	4:3:212:LEU:H	2.08	0.51
3:A:3:HIS:O	3:A:7:LEU:N	2.38	0.51
3:A:67:TRP:NE1	3:A:71:ASP:CG	2.63	0.51
3:A:179:LYS:CE	3:A:208:GLN:CD	2.76	0.51
1:B:7:LEU:CD1	1:B:68:ASP:HB2	2.40	0.51
2:C:7:LEU:HD11	2:C:70:ASN:HB2	1.92	0.51
2:C:77:ILE:O	2:C:77:ILE:CG1	2.54	0.51
2:C:256:LYS:HB3	2:C:259:THR:HG22	1.92	0.51
2:C:422:GLY:O	2:C:425:SER:HB2	2.11	0.51
2:C:481:PRO:HG2	2:C:482:PRO:HD3	1.92	0.51
3:D:35:LEU:HD12	3:D:54:VAL:CG1	2.36	0.51
3:D:65:LEU:CD2	3:D:110:LEU:HD13	2.41	0.51
3:D:118:TRP:CD1	3:D:118:TRP:C	2.83	0.51
3:D:209:ARG:HG3	3:D:210:ILE:H	1.72	0.51
3:D:252:SER:OG	4:E:259:LEU:HD22	2.09	0.51
3:D:298:THR:O	3:D:301:ARG:CB	2.58	0.51
3:D:390:GLU:O	3:D:394:ASN:ND2	2.43	0.51
3:D:426:PHE:CE1	3:D:430:LEU:HD12	2.45	0.51
4:E:14:TYR:HD2	4:E:16:LYS:NZ	2.09	0.51
3:F:135:PHE:CZ	3:F:210:ILE:HG12	2.45	0.51
3:F:431:ILE:HD12	3:F:431:ILE:N	2.25	0.51
1:G:108:VAL:CG1	1:G:117:SER:O	2.58	0.51
3:I:130:ILE:C	3:I:134:HIS:HB2	2.31	0.51
3:I:161:GLU:HG3	3:I:162:SER:N	2.24	0.51
3:I:390:GLU:O	3:I:394:ASN:ND2	2.43	0.51
4:J:293:SER:O	4:J:297:VAL:CG2	2.59	0.51
3:K:174:GLY:HA2	3:K:176:TRP:CZ3	2.45	0.51
3:K:285:VAL:CG1	3:K:286:ILE:N	2.73	0.51
3:K:287:SER:O	3:K:291:VAL:HG23	2.09	0.51
1:L:9:SER:CA	1:L:12:PHE:HE1	2.18	0.51
1:L:33:VAL:HG13	1:L:158:LEU:HD21	1.92	0.51
1:L:86:TRP:CH2	1:L:156:VAL:HG21	2.45	0.51
1:L:162:LEU:C	1:L:174:MET:N	2.64	0.51
1:L:282:SER:O	1:L:286:PHE:CD2	2.62	0.51

Continued on next page...

Continued from previous page...

Atom-1	Atom-2	Interatomic distance (Å)	Clash overlap (Å)
2:M:7:LEU:HD11	2:M:70:ASN:HB2	1.92	0.51
3:N:65:LEU:CD2	3:N:110:LEU:HD13	2.40	0.51
3:N:101:ALA:C	3:N:102:ILE:CD1	2.78	0.51
3:N:112:TYR:HD1	3:N:113:THR:N	2.09	0.51
3:N:137:PHE:HB3	3:N:435:GLN:NE2	2.24	0.51
3:N:227:PHE:CD1	3:N:227:PHE:C	2.84	0.51
3:N:233:PHE:HD1	3:N:409:ILE:CD1	2.24	0.51
3:N:263:LEU:HD21	4:O:266:PHE:HZ	1.74	0.51
3:N:376:ILE:HG22	3:N:380:LYS:HZ3	1.73	0.51
4:O:229:CYS:O	4:O:233:SER:N	2.30	0.51
3:P:56:LEU:HD23	3:P:57:ARG:H	1.75	0.51
3:P:67:TRP:CG	3:P:71:ASP:CB	2.90	0.51
3:P:67:TRP:CD1	3:P:71:ASP:CB	2.93	0.51
3:P:134:HIS:CD2	3:P:207:MET:HE3	2.45	0.51
3:P:287:SER:O	3:P:291:VAL:HG23	2.09	0.51
1:Q:58:LEU:HD11	1:Q:118:TRP:HB3	1.91	0.51
1:Q:287:ILE:O	1:Q:291:VAL:HB	2.10	0.51
2:R:35:LEU:HD21	2:R:37:LEU:HD21	1.93	0.51
2:R:306:CYS:HA	2:R:309:VAL:HB	1.92	0.51
3:S:33:VAL:HG13	3:S:201:ILE:CD1	2.39	0.51
3:S:65:LEU:CD2	3:S:110:LEU:HD13	2.40	0.51
3:S:227:PHE:CD1	3:S:227:PHE:C	2.84	0.51
3:S:230:VAL:O	3:S:234:TYR:HD1	1.93	0.51
3:S:238:ASP:CB	4:T:308:LEU:CD2	2.84	0.51
4:T:110:TYR:CE1	4:T:111:ASN:ND2	2.76	0.51
4:T:195:ASN:HB3	4:T:204:ASP:HA	1.92	0.51
3:U:87:LEU:N	3:U:87:LEU:CD2	2.59	0.51
3:U:101:ALA:C	3:U:102:ILE:HG13	2.29	0.51
3:U:184:TRP:CE3	3:U:185:LYS:O	2.63	0.51
3:U:195:ASP:OD1	3:U:195:ASP:C	2.48	0.51
3:U:224:LEU:CG	3:U:225:PHE:N	2.58	0.51
1:V:58:LEU:HD11	1:V:118:TRP:HB3	1.91	0.51
1:V:451:THR:O	1:V:455:PHE:HB2	2.10	0.51
2:W:317:PRO:HD2	2:W:447:ASN:HB3	1.92	0.51
3:X:65:LEU:CD2	3:X:110:LEU:HD13	2.41	0.51
3:X:85:VAL:HG23	3:X:108:LEU:CD1	2.41	0.51
3:X:112:TYR:HD1	3:X:113:THR:N	2.08	0.51
3:X:135:PHE:CD1	3:X:210:ILE:HD11	2.45	0.51
3:X:263:LEU:HD21	4:Y:266:PHE:HZ	1.75	0.51
4:Y:173:ASP:H	4:Y:188:ARG:HB2	1.75	0.51
4:Y:453:ILE:CD1	4:Y:454:ALA:N	2.72	0.51

Continued on next page...

Continued from previous page...

Atom-1	Atom-2	Interatomic distance (Å)	Clash overlap (Å)
1:0:10:VAL:CG1	1:0:11:LEU:HD22	2.40	0.51
1:0:162:LEU:C	1:0:174:MET:N	2.64	0.51
2:1:12:LEU:CG	2:1:16:LYS:HG2	2.40	0.51
2:1:48:THR:HA	2:1:286:PRO:HB3	1.91	0.51
2:1:83:ARG:HB3	2:1:84:PRO:CD	2.31	0.51
3:2:85:VAL:HG23	3:2:108:LEU:CD1	2.40	0.51
3:2:259:VAL:CG1	3:2:262:GLU:OE1	2.54	0.51
3:2:298:THR:CA	3:2:301:ARG:HB3	2.40	0.51
3:2:379:VAL:HG12	3:2:379:VAL:O	2.10	0.51
4:3:173:ASP:CB	4:3:188:ARG:HH11	2.22	0.51
3:A:397:GLU:HA	3:A:400:LYS:HD2	1.90	0.51
1:B:80:ILE:HG23	2:C:20:HIS:CE1	2.45	0.51
1:B:106:VAL:HG13	1:B:107:ASN:N	2.24	0.51
1:B:129:THR:HG22	1:B:142:CYS:SG	2.51	0.51
1:B:242:PRO:HA	1:B:248:LYS:HG2	1.90	0.51
2:C:39:LEU:HD12	2:C:39:LEU:N	2.25	0.51
2:C:67:LEU:CD1	2:C:116:GLY:HA2	2.38	0.51
2:C:77:ILE:C	2:C:79:ILE:H	2.13	0.51
2:C:149:THR:OG1	2:C:150:ALA:N	2.44	0.51
3:D:302:SER:HB2	3:D:305:THR:HG23	1.92	0.51
4:E:140:ASN:ND2	4:E:212:LEU:H	2.08	0.51
3:F:26:THR:O	3:F:28:PHE:CD1	2.64	0.51
3:F:245:LEU:CD2	1:G:253:ILE:HB	2.40	0.51
1:G:37:LEU:HD12	1:G:54:VAL:HG11	1.90	0.51
1:G:45:GLU:OE2	1:G:277:VAL:HB	2.10	0.51
1:G:58:LEU:HD11	1:G:118:TRP:HB3	1.91	0.51
1:G:86:TRP:CH2	1:G:156:VAL:HG21	2.45	0.51
1:G:129:THR:C	1:G:131:LYS:H	2.13	0.51
1:G:234:LEU:HA	1:G:237:LEU:CD2	2.41	0.51
2:H:240:SER:O	2:H:244:ALA:N	2.37	0.51
2:H:256:LYS:HB3	2:H:259:THR:HG22	1.92	0.51
2:H:427:ASN:CA	2:H:430:VAL:HG23	2.39	0.51
3:I:56:LEU:H	3:I:120:PRO:HD2	1.73	0.51
3:I:227:PHE:CD1	3:I:227:PHE:C	2.84	0.51
3:I:298:THR:O	3:I:301:ARG:CB	2.58	0.51
4:J:266:PHE:HA	4:J:269:ALA:HB3	1.92	0.51
3:K:67:TRP:CG	3:K:71:ASP:CB	2.90	0.51
3:K:257:LEU:CD1	3:K:285:VAL:CG2	2.86	0.51
1:L:15:TYR:O	1:L:15:TYR:HD1	1.92	0.51
1:L:32:ARG:NE	1:L:59:ALA:O	2.44	0.51
1:L:45:GLU:OE2	1:L:277:VAL:HB	2.10	0.51

Continued on next page...

Continued from previous page...

Atom-1	Atom-2	Interatomic distance (Å)	Clash overlap (Å)
1:L:108:VAL:CG1	1:L:118:TRP:HB2	2.40	0.51
1:L:129:THR:HG22	1:L:142:CYS:SG	2.51	0.51
1:L:142:CYS:O	1:L:210:TYR:CD1	2.49	0.51
1:L:144:MET:HE2	1:L:211:LEU:HD21	1.93	0.51
1:L:220:TYR:HE2	2:M:279:PRO:HB2	1.65	0.51
2:M:12:LEU:O	2:M:14:VAL:N	2.43	0.51
2:M:37:LEU:HD21	2:M:148:PHE:CD2	2.45	0.51
2:M:256:LYS:CB	2:M:259:THR:HG22	2.40	0.51
2:M:278:LEU:O	2:M:278:LEU:HD13	2.10	0.51
2:M:312:PHE:CE1	2:M:456:LEU:CD1	2.74	0.51
3:N:252:SER:CB	4:O:259:LEU:CD2	2.85	0.51
4:O:100:GLU:HB2	4:O:122:ILE:CG1	2.39	0.51
4:O:242:LEU:N	4:O:243:PRO:CD	2.73	0.51
3:P:48:GLN:HB2	3:P:128:CYS:O	2.09	0.51
3:P:90:LEU:HD13	3:P:100:PHE:CE2	2.41	0.51
1:Q:27:ASP:C	1:Q:28:LYS:HD2	2.31	0.51
1:Q:93:MET:HG3	1:Q:206:ASP:CG	2.30	0.51
1:Q:106:VAL:HG13	1:Q:107:ASN:N	2.24	0.51
1:Q:298:SER:O	1:Q:301:VAL:CG2	2.57	0.51
2:R:87:ILE:HG21	2:R:110:VAL:HG11	1.91	0.51
4:T:240:TYR:CE2	4:T:453:ILE:HG21	2.45	0.51
4:T:447:ASP:O	4:T:450:CYS:HB2	2.10	0.51
3:U:67:TRP:NE1	3:U:71:ASP:CG	2.64	0.51
3:U:265:PRO:CG	3:U:266:SER:N	2.73	0.51
3:U:385:HIS:HD1	3:U:385:HIS:C	2.14	0.51
3:U:420:ILE:O	3:U:424:SER:N	2.41	0.51
1:V:32:ARG:NE	1:V:59:ALA:O	2.44	0.51
1:V:108:VAL:CG1	1:V:117:SER:O	2.58	0.51
2:W:134:VAL:O	2:W:134:VAL:HG12	2.11	0.51
2:W:180:ASP:N	2:W:181:PRO:CD	2.69	0.51
3:X:137:PHE:HB3	3:X:435:GLN:NE2	2.24	0.51
3:X:287:SER:HA	3:X:290:ILE:HD13	1.86	0.51
4:Y:136:PHE:CZ	4:Y:217:LYS:CD	2.92	0.51
4:Y:143:LEU:O	4:Y:210:PHE:HB2	2.10	0.51
4:Y:242:LEU:N	4:Y:243:PRO:CD	2.73	0.51
3:Z:48:GLN:HB3	3:Z:130:ILE:HD12	1.93	0.51
3:Z:67:TRP:NE1	3:Z:71:ASP:CG	2.63	0.51
3:Z:405:VAL:HA	3:Z:408:HIS:ND1	2.24	0.51
1:O:9:SER:HA	1:O:12:PHE:HD1	1.71	0.51
1:O:40:LEU:CA	1:O:52:THR:HG23	2.41	0.51
1:O:72:TYR:O	1:O:76:LYS:HG2	2.11	0.51

Continued on next page...

Continued from previous page...

Atom-1	Atom-2	Interatomic distance (Å)	Clash overlap (Å)
1:0:129:THR:HG22	1:0:142:CYS:SG	2.51	0.51
1:0:255:ALA:O	1:0:259:LEU:N	2.34	0.51
1:0:262:PHE:HA	1:0:265:LEU:HD12	1.92	0.51
1:0:451:THR:O	1:0:455:PHE:HB2	2.10	0.51
2:1:122:PRO:CB	2:1:123:PRO:CD	2.87	0.51
2:1:149:THR:OG1	2:1:150:ALA:N	2.44	0.51
2:1:256:LYS:CB	2:1:259:THR:HG22	2.40	0.51
2:1:296:MET:CE	2:1:296:MET:CA	2.87	0.51
3:2:257:LEU:HA	3:2:260:ILE:HB	1.93	0.51
3:2:305:THR:HB	3:2:401:TYR:HD2	1.76	0.51
4:3:242:LEU:N	4:3:243:PRO:CD	2.73	0.51
3:A:26:THR:O	3:A:28:PHE:CD1	2.64	0.51
3:A:166:ASP:HB2	3:A:181:TYR:CG	2.46	0.51
3:A:187:TRP:HZ2	3:A:196:THR:HA	1.75	0.51
1:B:241:LEU:N	1:B:242:PRO:CD	2.74	0.51
1:B:261:VAL:O	1:B:265:LEU:HG	2.09	0.51
2:C:54:THR:O	2:C:126:PHE:CD2	2.63	0.51
2:C:449:VAL:HG12	2:C:452:THR:CB	2.41	0.51
3:D:36:GLN:HG3	3:D:55:ARG:HG3	1.93	0.51
4:E:35:THR:CB	4:E:54:TRP:HE3	2.18	0.51
4:E:59:TRP:NE1	4:E:84:LEU:HD23	2.23	0.51
3:F:227:PHE:O	3:F:230:VAL:HB	2.11	0.51
1:G:93:MET:HG3	1:G:206:ASP:CG	2.30	0.51
1:G:287:ILE:O	1:G:291:VAL:N	2.43	0.51
1:G:440:LEU:HA	1:G:443:PHE:HB3	1.92	0.51
1:G:451:THR:O	1:G:455:PHE:HB2	2.10	0.51
2:H:7:LEU:HD11	2:H:70:ASN:HB2	1.92	0.51
2:H:97:ASN:CB	2:H:128:SER:CB	2.86	0.51
4:J:74:ILE:HD13	4:J:74:ILE:N	2.24	0.51
4:J:110:TYR:CE1	4:J:111:ASN:ND2	2.76	0.51
4:J:140:ASN:ND2	4:J:212:LEU:H	2.08	0.51
4:J:239:VAL:CA	4:J:242:LEU:HD23	2.39	0.51
4:J:242:LEU:N	4:J:243:PRO:CD	2.73	0.51
3:K:166:ASP:HB2	3:K:181:TYR:CG	2.46	0.51
1:L:7:LEU:CD1	1:L:68:ASP:HB2	2.40	0.51
1:L:32:ARG:HH21	1:L:60:TRP:CA	2.24	0.51
1:L:408:ILE:CG2	1:L:409:LYS:H	2.23	0.51
1:L:451:THR:O	1:L:455:PHE:HB2	2.10	0.51
2:M:18:ASN:O	2:M:21:VAL:O	2.28	0.51
2:M:35:LEU:HD21	2:M:37:LEU:HD21	1.93	0.51
2:M:140:ASP:OD1	2:M:140:ASP:N	2.40	0.51

Continued on next page...

Continued from previous page...

Atom-1	Atom-2	Interatomic distance (Å)	Clash overlap (Å)
2:M:160:MET:N	2:M:213:GLN:CG	2.72	0.51
2:M:256:LYS:HB3	2:M:259:THR:HG22	1.92	0.51
2:M:306:CYS:HA	2:M:309:VAL:HB	1.92	0.51
2:M:462:THR:O	2:M:465:MET:HB3	2.10	0.51
2:M:481:PRO:HG2	2:M:482:PRO:HD3	1.92	0.51
3:N:198:TYR:N	3:N:198:TYR:CD1	2.73	0.51
4:O:128:PRO:HD2	4:O:141:CYS:HA	1.91	0.51
4:O:140:ASN:HD21	4:O:211:PHE:CA	2.21	0.51
3:P:87:LEU:HB3	3:P:118:TRP:CZ3	2.45	0.51
3:P:167:LEU:HA	3:P:170:PHE:CB	2.36	0.51
3:P:187:TRP:HZ2	3:P:196:THR:HA	1.75	0.51
3:P:292:THR:C	3:P:296:ILE:HG12	2.31	0.51
1:Q:10:VAL:CG1	1:Q:11:LEU:HD22	2.40	0.51
1:Q:86:TRP:CH2	1:Q:156:VAL:HG21	2.45	0.51
2:R:30:VAL:HG22	2:R:157:GLU:C	2.30	0.51
2:R:52:LEU:HD21	2:R:130:CYS:CB	2.29	0.51
2:R:77:ILE:CD1	2:R:80:LEU:CD1	2.72	0.51
2:R:79:ILE:HG23	2:R:111:LEU:HD11	1.90	0.51
2:R:155:ALA:CA	2:R:211:ASN:HA	2.40	0.51
2:R:279:PRO:C	2:R:282:ALA:HB3	2.30	0.51
3:S:36:GLN:HG3	3:S:55:ARG:HG3	1.93	0.51
3:S:89:ASP:HB2	3:S:149:TRP:HD1	1.75	0.51
4:T:184:THR:HG23	4:T:215:GLN:HG2	1.91	0.51
3:U:174:GLY:HA2	3:U:176:TRP:CZ3	2.45	0.51
1:V:26:GLY:O	1:V:28:LYS:CE	2.59	0.51
1:V:33:VAL:HG13	1:V:158:LEU:HD21	1.92	0.51
1:V:183:ASN:HB2	2:W:50:GLU:OE2	2.09	0.51
1:V:234:LEU:HA	1:V:237:LEU:CD2	2.41	0.51
1:V:287:ILE:O	1:V:291:VAL:HB	2.10	0.51
1:V:287:ILE:O	1:V:291:VAL:N	2.43	0.51
2:W:35:LEU:HD21	2:W:37:LEU:HD21	1.93	0.51
2:W:48:THR:HA	2:W:286:PRO:HB3	1.91	0.51
2:W:66:ARG:CG	2:W:66:ARG:NH1	2.69	0.51
2:W:77:ILE:C	2:W:79:ILE:H	2.13	0.51
2:W:155:ALA:CA	2:W:211:ASN:HA	2.40	0.51
3:X:426:PHE:CE1	3:X:430:LEU:HD12	2.45	0.51
4:Y:35:THR:HG23	4:Y:175:GLU:CD	2.31	0.51
4:Y:306:VAL:O	4:Y:309:ARG:NH1	2.43	0.51
3:Z:87:LEU:HB3	3:Z:118:TRP:CZ3	2.45	0.51
3:Z:187:TRP:HZ2	3:Z:196:THR:HA	1.75	0.51
3:Z:301:ARG:O	3:Z:301:ARG:HG3	2.11	0.51

Continued on next page...

Continued from previous page...

Atom-1	Atom-2	Interatomic distance (Å)	Clash overlap (Å)
1:0:26:GLY:O	1:0:28:LYS:CE	2.59	0.51
1:0:38:THR:HG22	1:0:55:PHE:CE1	2.45	0.51
2:1:37:LEU:HD21	2:1:148:PHE:CD2	2.45	0.51
2:1:106:TYR:O	2:1:106:TYR:CD1	2.56	0.51
2:1:422:GLY:O	2:1:425:SER:HB2	2.11	0.51
3:2:36:GLN:HG3	3:2:55:ARG:HG3	1.93	0.51
3:2:118:TRP:CD1	3:2:118:TRP:C	2.83	0.51
3:2:376:ILE:O	3:2:380:LYS:HE2	2.11	0.51
4:3:23:THR:HG23	4:3:24:LEU:H	1.74	0.51
4:3:138:TRP:HB2	4:3:213:ILE:CG1	2.41	0.51
4:3:240:TYR:CE2	4:3:453:ILE:HG21	2.45	0.51
4:3:436:ASN:CA	4:3:439:TRP:NE1	2.72	0.51
4:3:447:ASP:O	4:3:450:CYS:HB2	2.10	0.51
3:A:135:PHE:CZ	3:A:210:ILE:HG12	2.45	0.51
3:A:227:PHE:O	3:A:230:VAL:HB	2.11	0.51
3:A:239:SER:OG	1:B:312:HIS:HA	2.10	0.51
3:A:285:VAL:CG1	3:A:286:ILE:N	2.74	0.51
3:A:381:TYR:N	3:A:381:TYR:CD1	2.78	0.51
1:B:26:GLY:O	1:B:28:LYS:CE	2.59	0.51
1:B:32:ARG:NE	1:B:59:ALA:O	2.44	0.51
1:B:68:ASP:O	1:B:72:TYR:CD2	2.64	0.51
1:B:234:LEU:HA	1:B:237:LEU:HD23	1.92	0.51
1:B:287:ILE:O	1:B:291:VAL:HB	2.10	0.51
1:B:438:LEU:O	1:B:442:ILE:HB	2.11	0.51
1:B:444:ILE:CG2	1:B:445:THR:H	2.22	0.51
2:C:37:LEU:HD21	2:C:148:PHE:CD2	2.45	0.51
2:C:149:THR:HG22	2:C:214:ASP:HB3	1.87	0.51
2:C:319:THR:OG1	2:C:448:LEU:HA	2.10	0.51
2:C:434:LYS:HE2	2:C:435:GLU:HG2	1.92	0.51
3:D:112:TYR:HD1	3:D:113:THR:N	2.08	0.51
3:D:229:THR:HA	3:D:232:VAL:HG21	1.92	0.51
3:D:296:ILE:HA	3:D:299:HIS:HB3	1.88	0.51
4:E:36:LEU:HD12	4:E:173:ASP:CG	2.29	0.51
4:E:239:VAL:CA	4:E:242:LEU:HD23	2.39	0.51
4:E:242:LEU:N	4:E:243:PRO:CD	2.73	0.51
3:F:67:TRP:NE1	3:F:71:ASP:CG	2.63	0.51
3:F:137:PHE:CD1	3:F:435:GLN:NE2	2.79	0.51
3:F:195:ASP:OD1	3:F:195:ASP:C	2.48	0.51
3:F:292:THR:C	3:F:296:ILE:HG12	2.31	0.51
1:G:45:GLU:OE2	1:G:277:VAL:O	2.29	0.51
1:G:105:HIS:O	1:G:105:HIS:CG	2.61	0.51

Continued on next page...

Continued from previous page...

Atom-1	Atom-2	Interatomic distance (Å)	Clash overlap (Å)
1:G:306:HIS:O	1:G:308:SER:N	2.44	0.51
2:H:39:LEU:HD12	2:H:39:LEU:N	2.25	0.51
2:H:106:TYR:CD1	2:H:107:PHE:HE1	2.28	0.51
2:H:149:THR:OG1	2:H:150:ALA:N	2.44	0.51
2:H:241:PHE:HZ	3:I:293:VAL:HG22	1.72	0.51
3:I:85:VAL:HG23	3:I:108:LEU:CD1	2.41	0.51
3:I:92:LEU:H	3:I:92:LEU:HD23	1.73	0.51
3:I:230:VAL:O	3:I:234:TYR:HD1	1.93	0.51
4:J:191:LYS:N	4:J:209:ILE:CG2	2.70	0.51
4:J:228:PRO:O	4:J:232:ILE:HB	2.10	0.51
3:K:56:LEU:HD23	3:K:57:ARG:H	1.76	0.51
3:K:209:ARG:HG3	3:K:210:ILE:H	1.72	0.51
1:L:68:ASP:O	1:L:72:TYR:CD2	2.64	0.51
1:L:68:ASP:HA	1:L:72:TYR:CD2	2.46	0.51
1:L:106:VAL:HG13	1:L:107:ASN:N	2.24	0.51
2:M:12:LEU:CG	2:M:16:LYS:HG2	2.40	0.51
2:M:77:ILE:HD11	2:M:80:LEU:CD1	2.35	0.51
3:N:46:VAL:HG22	3:N:272:PRO:CD	2.39	0.51
3:N:46:VAL:HA	3:N:272:PRO:CD	2.39	0.51
3:N:89:ASP:HB2	3:N:149:TRP:HD1	1.75	0.51
3:N:387:LYS:HD2	3:N:390:GLU:OE2	2.10	0.51
3:N:422:THR:HA	3:N:425:VAL:HB	1.93	0.51
4:O:217:LYS:O	4:O:219:LEU:N	2.44	0.51
3:P:227:PHE:O	3:P:230:VAL:HB	2.11	0.51
3:P:264:ILE:N	3:P:265:PRO:CD	2.73	0.51
1:Q:32:ARG:NE	1:Q:59:ALA:O	2.44	0.51
2:R:47:GLU:CG	2:R:286:PRO:HD2	2.38	0.51
2:R:78:SER:O	2:R:79:ILE:CD1	2.55	0.51
2:R:110:VAL:HG22	2:R:120:TRP:HB2	1.91	0.51
2:R:264:LEU:HD11	2:R:306:CYS:O	2.09	0.51
2:R:422:GLY:O	2:R:425:SER:HB2	2.10	0.51
3:S:305:THR:HB	3:S:401:TYR:HD2	1.76	0.51
4:T:143:LEU:O	4:T:210:PHE:HB2	2.10	0.51
4:T:242:LEU:N	4:T:243:PRO:CD	2.73	0.51
3:U:67:TRP:CD1	3:U:71:ASP:CB	2.93	0.51
3:U:133:THR:O	3:U:133:THR:CG2	2.57	0.51
1:V:68:ASP:O	1:V:72:TYR:CD2	2.64	0.51
1:V:144:MET:CE	1:V:191:LYS:CE	2.85	0.51
1:V:238:VAL:O	1:V:242:PRO:HD3	2.11	0.51
1:V:271:PRO:O	1:V:275:LEU:CG	2.55	0.51
1:V:306:HIS:O	1:V:308:SER:N	2.44	0.51

Continued on next page...

Continued from previous page...

Atom-1	Atom-2	Interatomic distance (Å)	Clash overlap (Å)
2:W:16:LYS:HE2	2:W:16:LYS:HA	1.90	0.51
2:W:256:LYS:HB3	2:W:259:THR:HG22	1.92	0.51
2:W:422:GLY:O	2:W:425:SER:HB2	2.11	0.51
2:W:478:PHE:O	2:W:482:PRO:CD	2.55	0.51
3:X:230:VAL:O	3:X:234:TYR:HD1	1.93	0.51
3:X:233:PHE:HD1	3:X:409:ILE:CD1	2.24	0.51
3:X:432:GLU:O	3:X:436:GLU:OE2	2.27	0.51
4:Y:59:TRP:NE1	4:Y:84:LEU:HD23	2.23	0.51
4:Y:235:LEU:HD11	4:Y:257:VAL:HG13	1.85	0.51
3:Z:26:THR:O	3:Z:28:PHE:CD1	2.64	0.51
3:Z:54:VAL:HG22	3:Z:122:ALA:CB	2.41	0.51
3:Z:381:TYR:N	3:Z:381:TYR:CD1	2.78	0.51
1:0:282:SER:O	1:0:286:PHE:CD2	2.62	0.51
2:1:144:CYS:SG	2:1:146:LEU:CD1	2.94	0.51
2:1:312:PHE:CE1	2:1:456:LEU:CD1	2.74	0.51
2:1:469:THR:O	2:1:473:PHE:N	2.43	0.51
3:2:227:PHE:CD1	3:2:227:PHE:C	2.84	0.51
3:2:230:VAL:O	3:2:234:TYR:HD1	1.93	0.51
3:2:260:ILE:HA	3:2:263:LEU:HD12	1.91	0.51
4:3:129:ILE:CG2	4:3:133:TYR:HD2	2.22	0.51
4:3:294:LEU:HA	4:3:297:VAL:CG2	2.40	0.51
4:3:453:ILE:HA	4:3:456:LEU:HD12	1.91	0.51
3:A:174:GLY:HA2	3:A:176:TRP:CZ3	2.45	0.51
3:A:195:ASP:OD1	3:A:195:ASP:C	2.48	0.51
3:A:209:ARG:CG	3:A:210:ILE:N	2.69	0.51
3:A:285:VAL:O	3:A:288:SER:HB3	2.11	0.51
3:A:413:VAL:HG12	3:A:417:ILE:HG13	1.92	0.51
3:A:416:LEU:O	3:A:420:ILE:HG12	2.11	0.51
1:B:32:ARG:HH21	1:B:60:TRP:CA	2.24	0.51
1:B:45:GLU:OE2	1:B:277:VAL:HB	2.10	0.51
1:B:92:LEU:CD1	1:B:95:ASN:HB2	2.40	0.51
3:D:107:LYS:H	3:D:107:LYS:CD	2.24	0.51
3:D:135:PHE:CD1	3:D:210:ILE:HD11	2.45	0.51
4:E:33:LYS:NZ	4:E:160:SER:OG	2.38	0.51
4:E:173:ASP:H	4:E:188:ARG:HB2	1.75	0.51
4:E:217:LYS:O	4:E:219:LEU:N	2.44	0.51
4:E:453:ILE:CD1	4:E:454:ALA:N	2.72	0.51
3:F:184:TRP:CE3	3:F:185:LYS:O	2.63	0.51
3:F:385:HIS:HD1	3:F:385:HIS:C	2.14	0.51
1:G:444:ILE:CG2	1:G:445:THR:H	2.22	0.51
1:G:459:SER:O	1:G:463:PRO:HB2	2.11	0.51

Continued on next page...

Continued from previous page...

Atom-1	Atom-2	Interatomic distance (Å)	Clash overlap (Å)
2:H:12:LEU:CG	2:H:16:LYS:HG2	2.40	0.51
2:H:77:ILE:C	2:H:79:ILE:H	2.13	0.51
2:H:106:TYR:O	2:H:106:TYR:CD1	2.56	0.51
3:I:51:GLU:HG3	3:I:125:LYS:HG3	1.93	0.51
3:I:101:ALA:C	3:I:102:ILE:HD12	2.30	0.51
4:J:138:TRP:HB3	4:J:214:ILE:O	2.09	0.51
4:J:173:ASP:H	4:J:188:ARG:HB2	1.75	0.51
4:J:174:PRO:HD3	4:J:185:ILE:HG21	1.91	0.51
4:J:303:VAL:HG12	4:J:304:LEU:N	2.26	0.51
3:K:160:PRO:HG2	3:K:185:LYS:HZ3	1.72	0.51
3:K:280:PHE:O	3:K:284:PHE:CD1	2.64	0.51
3:K:292:THR:CA	3:K:296:ILE:CD1	2.81	0.51
1:L:80:ILE:HG23	2:M:20:HIS:CE1	2.45	0.51
1:L:81:PRO:HD2	2:M:20:HIS:ND1	2.25	0.51
1:L:129:THR:N	1:L:142:CYS:SG	2.84	0.51
1:L:287:ILE:O	1:L:291:VAL:HB	2.10	0.51
1:L:287:ILE:O	1:L:291:VAL:N	2.43	0.51
2:M:45:LEU:HB2	2:M:190:TRP:CZ3	2.45	0.51
2:M:467:LEU:HA	2:M:470:ILE:HB	1.92	0.51
3:N:92:LEU:H	3:N:92:LEU:HD23	1.73	0.51
3:N:130:ILE:C	3:N:134:HIS:HB2	2.31	0.51
3:N:287:SER:C	3:N:290:ILE:HG12	2.31	0.51
4:O:240:TYR:CE1	4:O:303:VAL:HG21	2.45	0.51
4:O:436:ASN:CA	4:O:439:TRP:NE1	2.72	0.51
3:P:26:THR:O	3:P:28:PHE:CD1	2.64	0.51
3:P:195:ASP:OD1	3:P:195:ASP:C	2.48	0.51
3:P:285:VAL:CG1	3:P:286:ILE:N	2.74	0.51
3:P:305:THR:CB	3:P:401:TYR:HB3	2.37	0.51
3:P:420:ILE:O	3:P:424:SER:N	2.41	0.51
1:Q:21:PRO:CG	1:Q:60:TRP:HE1	2.22	0.51
1:Q:38:THR:HG22	1:Q:55:PHE:CE1	2.45	0.51
1:Q:183:ASN:HB2	2:R:50:GLU:OE2	2.09	0.51
1:Q:238:VAL:O	1:Q:242:PRO:HD3	2.10	0.51
1:Q:262:PHE:HA	1:Q:265:LEU:HD12	1.92	0.51
1:Q:438:LEU:CA	1:Q:441:TYR:HB3	2.29	0.51
1:Q:467:PRO:O	1:Q:469:ALA:N	2.41	0.51
2:R:106:TYR:CD1	2:R:107:PHE:HE1	2.29	0.51
2:R:113:ARG:HD2	2:R:117:TYR:HB2	1.91	0.51
2:R:212:TYR:CD1	2:R:212:TYR:O	2.64	0.51
3:S:37:LEU:HD13	3:S:54:VAL:HG22	1.91	0.51
3:S:133:THR:HA	3:S:274:ILE:HG23	1.92	0.51

Continued on next page...

Continued from previous page...

Atom-1	Atom-2	Interatomic distance (Å)	Clash overlap (Å)
3:S:426:PHE:CE1	3:S:430:LEU:HD12	2.45	0.51
3:S:432:GLU:O	3:S:436:GLU:OE2	2.27	0.51
4:T:128:PRO:HD2	4:T:141:CYS:HA	1.91	0.51
4:T:173:ASP:CB	4:T:188:ARG:HH11	2.22	0.51
3:U:100:PHE:HB3	3:U:103:VAL:HG21	1.92	0.51
3:U:285:VAL:CG1	3:U:286:ILE:N	2.74	0.51
1:V:21:PRO:HA	1:V:64:ARG:HD2	1.92	0.51
1:V:38:THR:HG22	1:V:55:PHE:CE1	2.45	0.51
1:V:45:GLU:OE2	1:V:277:VAL:HB	2.10	0.51
1:V:129:THR:C	1:V:131:LYS:H	2.13	0.51
3:X:33:VAL:HG12	3:X:158:ILE:HG22	1.93	0.51
3:X:137:PHE:HB2	3:X:435:GLN:HB2	1.87	0.51
3:X:257:LEU:HA	3:X:260:ILE:HB	1.93	0.51
3:X:305:THR:HB	3:X:401:TYR:HD2	1.75	0.51
3:X:376:ILE:O	3:X:380:LYS:HE2	2.11	0.51
3:X:387:LYS:HD2	3:X:390:GLU:OE2	2.10	0.51
4:Y:191:LYS:HB3	4:Y:193:ASN:HD21	1.76	0.51
4:Y:217:LYS:O	4:Y:219:LEU:N	2.44	0.51
3:Z:280:PHE:O	3:Z:284:PHE:CD1	2.64	0.51
1:0:37:LEU:CG	1:0:179:ALA:HB3	2.38	0.51
1:0:160:HIS:H	1:0:195:LYS:HZ1	1.53	0.51
1:0:234:LEU:HA	1:0:237:LEU:CD2	2.41	0.51
2:1:434:LYS:HE2	2:1:435:GLU:HG2	1.92	0.51
2:1:449:VAL:HG12	2:1:452:THR:CB	2.41	0.51
3:2:86:TRP:O	3:2:86:TRP:CE3	2.63	0.51
3:2:135:PHE:CD1	3:2:210:ILE:HD11	2.45	0.51
3:2:144:MET:O	3:2:203:TYR:HD1	1.93	0.51
3:2:227:PHE:O	3:2:227:PHE:HD1	1.94	0.51
3:2:233:PHE:HD1	3:2:409:ILE:CD1	2.24	0.51
3:2:252:SER:OG	4:3:259:LEU:HD22	2.09	0.51
4:3:36:LEU:HD12	4:3:173:ASP:CG	2.29	0.51
4:3:217:LYS:O	4:3:219:LEU:N	2.44	0.51
4:3:228:PRO:O	4:3:232:ILE:N	2.38	0.51
4:3:239:VAL:CA	4:3:242:LEU:HD23	2.39	0.51
4:3:240:TYR:CE1	4:3:303:VAL:HG21	2.45	0.51
4:3:255:ILE:CD1	4:3:304:LEU:HD22	2.41	0.51
3:A:252:SER:O	3:A:256:PHE:CG	2.63	0.51
3:A:265:PRO:CD	3:A:266:SER:N	2.71	0.51
3:A:265:PRO:CG	3:A:266:SER:N	2.73	0.51
3:A:305:THR:HG21	3:A:401:TYR:CG	2.45	0.51
1:B:27:ASP:C	1:B:28:LYS:HD2	2.31	0.51

Continued on next page...

Continued from previous page...

Atom-1	Atom-2	Interatomic distance (Å)	Clash overlap (Å)
1:B:72:TYR:O	1:B:76:LYS:HG2	2.11	0.51
1:B:162:LEU:C	1:B:174:MET:N	2.64	0.51
1:B:451:THR:O	1:B:455:PHE:HB2	2.10	0.51
2:C:307:GLY:HA2	2:C:310:LEU:CD2	2.26	0.51
3:D:16:ASN:ND2	3:D:16:ASN:N	2.52	0.51
3:D:101:ALA:C	3:D:102:ILE:CD1	2.78	0.51
3:D:305:THR:HB	3:D:401:TYR:HD2	1.76	0.51
4:E:195:ASN:HB3	4:E:204:ASP:HA	1.92	0.51
3:F:87:LEU:HB3	3:F:118:TRP:CZ3	2.45	0.51
3:F:134:HIS:CD2	3:F:207:MET:HE3	2.45	0.51
3:F:237:THR:OG1	3:F:407:ASP:OD1	2.20	0.51
3:F:416:LEU:HA	3:F:419:ILE:HG22	1.91	0.51
1:G:68:ASP:O	1:G:72:TYR:CD2	2.64	0.51
1:G:438:LEU:O	1:G:442:ILE:HB	2.11	0.51
1:G:467:PRO:O	1:G:469:ALA:N	2.41	0.51
2:H:12:LEU:O	2:H:14:VAL:N	2.43	0.51
2:H:30:VAL:HG22	2:H:157:GLU:C	2.30	0.51
2:H:155:ALA:H	2:H:211:ASN:HA	1.71	0.51
2:H:449:VAL:HG12	2:H:452:THR:CB	2.41	0.51
3:I:28:PHE:N	3:I:28:PHE:CD1	2.76	0.51
3:I:36:GLN:HG3	3:I:55:ARG:HG3	1.93	0.51
3:I:145:LYS:NZ	3:I:200:ASP:OD2	2.43	0.51
3:I:303:PRO:CG	3:I:400:LYS:HZ3	2.18	0.51
4:J:447:ASP:O	4:J:450:CYS:HB2	2.10	0.51
3:K:137:PHE:CD1	3:K:435:GLN:NE2	2.79	0.51
3:K:239:SER:OG	1:L:312:HIS:HA	2.10	0.51
1:L:37:LEU:CG	1:L:179:ALA:HB3	2.38	0.51
1:L:440:LEU:HA	1:L:443:PHE:HB3	1.92	0.51
2:M:134:VAL:HG12	2:M:134:VAL:O	2.11	0.51
2:M:149:THR:OG1	2:M:150:ALA:N	2.44	0.51
3:N:78:ILE:CD1	3:N:110:LEU:CB	2.86	0.51
3:N:86:TRP:O	3:N:86:TRP:CE3	2.63	0.51
3:N:252:SER:OG	4:O:259:LEU:HD22	2.10	0.51
3:N:376:ILE:O	3:N:380:LYS:HE2	2.11	0.51
4:O:35:THR:HG23	4:O:175:GLU:CD	2.31	0.51
4:O:173:ASP:H	4:O:188:ARG:HB2	1.75	0.51
4:O:235:LEU:HA	4:O:238:LEU:CG	2.30	0.51
4:O:303:VAL:O	4:O:307:SER:N	2.30	0.51
4:O:303:VAL:HG12	4:O:304:LEU:N	2.26	0.51
3:P:35:LEU:HD13	3:P:203:TYR:CE2	2.46	0.51
3:P:54:VAL:HG22	3:P:122:ALA:CB	2.41	0.51

Continued on next page...

Continued from previous page...

Atom-1	Atom-2	Interatomic distance (Å)	Clash overlap (Å)
3:P:133:THR:O	3:P:133:THR:CG2	2.57	0.51
3:P:156:VAL:CG2	3:P:157:SER:H	2.23	0.51
3:P:239:SER:OG	1:Q:312:HIS:HA	2.10	0.51
3:P:385:HIS:C	3:P:385:HIS:HD1	2.14	0.51
3:P:397:GLU:HA	3:P:400:LYS:HD2	1.91	0.51
1:Q:68:ASP:HA	1:Q:72:TYR:CD2	2.46	0.51
2:R:18:ASN:O	2:R:21:VAL:O	2.28	0.51
2:R:113:ARG:HB3	2:R:114:PRO:CD	2.40	0.51
2:R:134:VAL:O	2:R:134:VAL:HG12	2.11	0.51
3:S:112:TYR:HD1	3:S:113:THR:N	2.09	0.51
4:T:19:LYS:HZ3	4:T:154:GLU:HB2	1.73	0.51
4:T:38:ASN:O	4:T:51:THR:CA	2.56	0.51
4:T:191:LYS:HB3	4:T:193:ASN:HD21	1.76	0.51
4:T:255:ILE:CD1	4:T:304:LEU:HD22	2.41	0.51
3:U:166:ASP:HB2	3:U:181:TYR:CG	2.46	0.51
3:U:292:THR:CA	3:U:296:ILE:CD1	2.81	0.51
3:U:292:THR:C	3:U:296:ILE:HG12	2.31	0.51
1:V:27:ASP:C	1:V:28:LYS:HD2	2.31	0.51
1:V:31:VAL:HG12	1:V:158:LEU:HD23	1.92	0.51
2:W:481:PRO:HG2	2:W:482:PRO:HD3	1.92	0.51
3:X:26:THR:CG2	3:X:27:HIS:H	2.20	0.51
4:Y:138:TRP:HB2	4:Y:213:ILE:CG1	2.41	0.51
3:Z:199:LEU:C	3:Z:200:ASP:OD1	2.49	0.51
3:Z:227:PHE:O	3:Z:230:VAL:HB	2.11	0.51
1:0:32:ARG:HH21	1:0:60:TRP:CA	2.24	0.51
1:0:45:GLU:OE2	1:0:277:VAL:O	2.29	0.51
1:0:287:ILE:O	1:0:291:VAL:HB	2.10	0.51
2:1:4:GLU:HA	2:1:72:SER:OG	2.11	0.51
2:1:54:THR:O	2:1:126:PHE:CD2	2.63	0.51
2:1:155:ALA:CA	2:1:211:ASN:HA	2.40	0.51
2:1:278:LEU:O	2:1:278:LEU:HD13	2.10	0.51
2:1:319:THR:OG1	2:1:448:LEU:HA	2.10	0.51
3:2:112:TYR:HD1	3:2:113:THR:N	2.08	0.51
3:2:240:GLY:C	3:2:242:LYS:N	2.64	0.51
3:2:298:THR:O	3:2:301:ARG:CB	2.58	0.51
4:3:182:GLU:N	4:3:183:TRP:CE3	2.79	0.51
4:3:273:PRO:CG	4:3:274:GLU:H	2.24	0.51
4:3:294:LEU:CA	4:3:297:VAL:HG23	2.41	0.51
3:A:264:ILE:N	3:A:265:PRO:CD	2.73	0.51
1:B:21:PRO:HA	1:B:64:ARG:HD2	1.92	0.51
1:B:68:ASP:HA	1:B:72:TYR:CD2	2.46	0.51

Continued on next page...

Continued from previous page...

Atom-1	Atom-2	Interatomic distance (Å)	Clash overlap (Å)
2:C:155:ALA:H	2:C:211:ASN:HA	1.71	0.51
2:C:429:ILE:HG13	2:C:430:VAL:H	1.74	0.51
3:D:63:VAL:O	3:D:66:ARG:HD2	2.10	0.51
3:D:85:VAL:HG23	3:D:108:LEU:CD1	2.41	0.51
3:D:240:GLY:C	3:D:242:LYS:N	2.64	0.51
3:D:295:VAL:HG23	3:D:296:ILE:N	2.26	0.51
3:F:167:LEU:HA	3:F:170:PHE:CB	2.36	0.51
1:G:27:ASP:C	1:G:28:LYS:HD2	2.31	0.51
1:G:185:GLN:C	1:G:216:LYS:HZ2	2.12	0.51
2:H:279:PRO:C	2:H:282:ALA:HB3	2.30	0.51
2:H:303:VAL:HA	2:H:306:CYS:SG	2.51	0.51
3:I:60:TRP:HZ3	3:I:116:ILE:HG13	1.71	0.51
3:I:67:TRP:CD1	3:I:71:ASP:CB	2.93	0.51
3:I:252:SER:OG	4:J:259:LEU:HD22	2.10	0.51
3:I:302:SER:HB2	3:I:305:THR:HG23	1.92	0.51
4:J:79:ILE:CG1	4:J:80:PRO:HD2	2.41	0.51
4:J:129:ILE:CG2	4:J:133:TYR:HD2	2.22	0.51
4:J:191:LYS:HB3	4:J:193:ASN:HD21	1.76	0.51
4:J:264:PHE:HD1	4:J:264:PHE:N	2.09	0.51
4:J:294:LEU:CA	4:J:297:VAL:HG23	2.41	0.51
3:K:385:HIS:HD1	3:K:385:HIS:C	2.14	0.51
3:K:413:VAL:HA	3:K:416:LEU:HB2	1.93	0.51
1:L:40:LEU:CA	1:L:52:THR:HG23	2.41	0.51
1:L:47:ASN:C	1:L:48:GLU:HG2	2.25	0.51
1:L:256:LEU:HD11	1:L:298:SER:O	2.11	0.51
1:L:306:HIS:CA	1:L:312:HIS:O	2.41	0.51
2:M:39:LEU:HD12	2:M:39:LEU:N	2.25	0.51
2:M:141:TRP:HB2	2:M:221:ILE:O	2.11	0.51
2:M:279:PRO:C	2:M:282:ALA:HB3	2.30	0.51
3:N:133:THR:HA	3:N:274:ILE:HG23	1.92	0.51
4:O:91:LEU:CB	4:O:95:VAL:HG23	2.32	0.51
4:O:138:TRP:CZ2	4:O:215:GLN:CB	2.93	0.51
4:O:182:GLU:N	4:O:183:TRP:CE3	2.79	0.51
3:P:301:ARG:HG3	3:P:301:ARG:O	2.11	0.51
3:P:413:VAL:HA	3:P:416:LEU:HB2	1.93	0.51
1:Q:68:ASP:O	1:Q:72:TYR:CD2	2.64	0.51
2:R:481:PRO:HG2	2:R:482:PRO:HD3	1.92	0.51
3:S:33:VAL:HG12	3:S:158:ILE:HG22	1.93	0.51
3:S:376:ILE:O	3:S:380:LYS:HE2	2.11	0.51
4:T:31:THR:N	4:T:58:GLN:O	2.38	0.51
4:T:81:SER:O	4:T:83:LEU:N	2.44	0.51

Continued on next page...

Continued from previous page...

Atom-1	Atom-2	Interatomic distance (Å)	Clash overlap (Å)
4:T:127:CYS:SG	4:T:143:LEU:CG	2.94	0.51
4:T:140:ASN:ND2	4:T:212:LEU:H	2.08	0.51
4:T:145:PHE:CZ	4:T:208:ILE:HD13	2.46	0.51
4:T:240:TYR:CE1	4:T:303:VAL:HG21	2.45	0.51
4:T:266:PHE:HA	4:T:269:ALA:HB3	1.92	0.51
4:T:453:ILE:CD1	4:T:454:ALA:N	2.72	0.51
3:U:145:LYS:HZ3	3:U:202:THR:CG2	2.23	0.51
3:U:257:LEU:CD1	3:U:285:VAL:CG2	2.86	0.51
3:U:265:PRO:HG2	3:U:266:SER:N	2.25	0.51
1:V:32:ARG:HH21	1:V:60:TRP:CA	2.24	0.51
1:V:60:TRP:CZ2	1:V:85:VAL:HG11	2.46	0.51
1:V:235:ALA:HB1	1:V:239:PHE:HE2	1.73	0.51
1:V:459:SER:O	1:V:463:PRO:HB2	2.11	0.51
2:W:18:ASN:O	2:W:21:VAL:O	2.28	0.51
2:W:35:LEU:HD22	2:W:215:VAL:CG2	2.40	0.51
2:W:39:LEU:HD12	2:W:39:LEU:N	2.25	0.51
2:W:54:THR:O	2:W:126:PHE:CD2	2.63	0.51
2:W:83:ARG:HB3	2:W:85:GLU:OE1	2.11	0.51
2:W:106:TYR:CD1	2:W:107:PHE:HE1	2.28	0.51
2:W:141:TRP:HH2	2:W:223:ARG:HD3	1.74	0.51
2:W:256:LYS:CB	2:W:259:THR:HG22	2.40	0.51
2:W:278:LEU:O	2:W:278:LEU:HD13	2.10	0.51
2:W:279:PRO:C	2:W:282:ALA:HB3	2.30	0.51
3:X:36:GLN:HG3	3:X:55:ARG:HG3	1.93	0.51
3:X:53:ASN:HD22	3:X:123:ILE:HG13	1.75	0.51
3:X:89:ASP:HB2	3:X:149:TRP:HD1	1.75	0.51
3:X:133:THR:HA	3:X:274:ILE:HG23	1.92	0.51
3:X:240:GLY:C	3:X:242:LYS:N	2.64	0.51
3:Z:285:VAL:O	3:Z:288:SER:HB3	2.11	0.51
1:0:238:VAL:O	1:0:242:PRO:HD3	2.10	0.51
1:0:256:LEU:HD11	1:0:298:SER:O	2.11	0.51
1:0:406:GLU:CA	1:0:409:LYS:HD2	2.22	0.51
1:0:459:SER:O	1:0:463:PRO:HB2	2.11	0.51
2:1:35:LEU:HD21	2:1:37:LEU:HD21	1.93	0.51
2:1:104:VAL:O	2:1:123:PRO:HG2	2.11	0.51
2:1:303:VAL:HA	2:1:306:CYS:SG	2.51	0.51
3:2:107:LYS:H	3:2:107:LYS:CD	2.24	0.51
3:2:187:TRP:CH2	3:2:189:TYR:CB	2.86	0.51
3:2:275:GLY:O	3:2:277:TYR:N	2.44	0.51
3:2:422:THR:HA	3:2:425:VAL:HB	1.93	0.51
4:3:195:ASN:HB3	4:3:204:ASP:HA	1.92	0.51

Continued on next page...

Continued from previous page...

Atom-1	Atom-2	Interatomic distance (Å)	Clash overlap (Å)
3:A:167:LEU:HD12	3:A:178:MET:HB2	0.59	0.51
3:A:280:PHE:O	3:A:284:PHE:CD1	2.64	0.51
1:B:129:THR:C	1:B:131:LYS:H	2.13	0.51
1:B:262:PHE:HA	1:B:265:LEU:HD12	1.92	0.51
1:B:286:PHE:HA	1:B:289:ILE:HG12	1.93	0.51
2:C:275:SER:O	2:C:279:PRO:CD	2.59	0.51
2:C:305:ASN:HA	2:C:308:ILE:CB	2.35	0.51
2:C:467:LEU:HA	2:C:470:ILE:HB	1.92	0.51
3:D:33:VAL:HG12	3:D:158:ILE:HG22	1.93	0.51
3:D:133:THR:HA	3:D:274:ILE:HG23	1.92	0.51
3:D:227:PHE:CD1	3:D:227:PHE:C	2.84	0.51
4:E:182:GLU:N	4:E:183:TRP:CE3	2.79	0.51
4:E:240:TYR:CE2	4:E:453:ILE:HG21	2.45	0.51
4:E:303:VAL:HG12	4:E:304:LEU:N	2.26	0.51
3:F:124:PHE:C	3:F:124:PHE:HD1	2.13	0.51
3:F:199:LEU:C	3:F:200:ASP:OD1	2.49	0.51
3:F:265:PRO:CG	3:F:266:SER:N	2.73	0.51
3:F:301:ARG:O	3:F:301:ARG:HG3	2.11	0.51
3:F:413:VAL:HG12	3:F:417:ILE:HG13	1.92	0.51
1:G:53:SER:C	1:G:54:VAL:HG13	2.32	0.51
1:G:54:VAL:C	1:G:55:PHE:HD1	2.12	0.51
1:G:147:LYS:CG	1:G:148:SER:N	2.71	0.51
1:G:241:LEU:N	1:G:242:PRO:CD	2.74	0.51
2:H:226:LEU:H	2:H:227:PHE:HD1	1.59	0.51
3:I:137:PHE:HB2	3:I:435:GLN:HB2	1.87	0.51
3:I:287:SER:C	3:I:290:ILE:HG12	2.31	0.51
4:J:140:ASN:HD21	4:J:211:PHE:CA	2.21	0.51
4:J:149:THR:CG2	4:J:150:TYR:N	2.61	0.51
4:J:182:GLU:N	4:J:183:TRP:CE3	2.79	0.51
4:J:306:VAL:O	4:J:309:ARG:NH1	2.43	0.51
3:K:35:LEU:HD13	3:K:203:TYR:CE2	2.46	0.51
3:K:413:VAL:HG12	3:K:417:ILE:HG13	1.92	0.51
1:L:60:TRP:CZ2	1:L:85:VAL:HG11	2.46	0.51
1:L:306:HIS:O	1:L:308:SER:N	2.44	0.51
1:L:459:SER:O	1:L:463:PRO:HB2	2.11	0.51
2:M:2:ASN:ND2	2:M:71:ALA:CB	2.72	0.51
2:M:153:TYR:CB	2:M:158:ILE:HB	2.39	0.51
2:M:212:TYR:CD1	2:M:212:TYR:O	2.64	0.51
3:N:257:LEU:HA	3:N:260:ILE:HB	1.93	0.51
4:O:81:SER:O	4:O:83:LEU:N	2.44	0.51
4:O:129:ILE:CG2	4:O:133:TYR:HD2	2.22	0.51

Continued on next page...

Continued from previous page...

Atom-1	Atom-2	Interatomic distance (Å)	Clash overlap (Å)
4:O:264:PHE:CD1	4:O:264:PHE:N	2.79	0.51
3:P:134:HIS:O	3:P:136:PRO:HD2	2.09	0.51
3:P:166:ASP:HB2	3:P:181:TYR:CG	2.46	0.51
3:P:199:LEU:C	3:P:200:ASP:OD1	2.49	0.51
3:P:265:PRO:CG	3:P:266:SER:N	2.73	0.51
1:Q:21:PRO:HA	1:Q:64:ARG:HD2	1.92	0.51
1:Q:60:TRP:CZ2	1:Q:85:VAL:HG11	2.46	0.51
2:R:7:LEU:HD11	2:R:70:ASN:HB2	1.92	0.51
2:R:39:LEU:HD12	2:R:39:LEU:N	2.25	0.51
2:R:427:ASN:CA	2:R:430:VAL:HG23	2.38	0.51
3:S:86:TRP:O	3:S:86:TRP:CE3	2.63	0.51
3:S:92:LEU:H	3:S:92:LEU:HD23	1.73	0.51
3:S:287:SER:C	3:S:290:ILE:HG12	2.31	0.51
4:T:35:THR:HG23	4:T:175:GLU:CD	2.31	0.51
4:T:173:ASP:H	4:T:188:ARG:HB2	1.75	0.51
4:T:302:ILE:O	4:T:306:VAL:N	2.44	0.51
3:U:26:THR:O	3:U:28:PHE:CD1	2.64	0.51
3:U:48:GLN:HB3	3:U:130:ILE:HD12	1.93	0.51
3:U:56:LEU:HD23	3:U:57:ARG:H	1.76	0.51
3:U:262:GLU:O	3:U:265:PRO:CD	2.58	0.51
3:U:264:ILE:N	3:U:265:PRO:CD	2.73	0.51
3:U:280:PHE:O	3:U:284:PHE:CD1	2.64	0.51
3:U:416:LEU:O	3:U:420:ILE:HG12	2.11	0.51
1:V:129:THR:HG22	1:V:142:CYS:SG	2.51	0.51
2:W:42:LEU:CG	2:W:54:THR:CG2	2.84	0.51
2:W:317:PRO:HG2	2:W:447:ASN:ND2	2.26	0.51
3:X:17:LYS:CE	3:X:84:ASP:HA	2.41	0.51
3:X:51:GLU:HG3	3:X:125:LYS:HG3	1.93	0.51
3:X:86:TRP:O	3:X:86:TRP:CE3	2.63	0.51
3:X:167:LEU:HG	3:X:178:MET:CB	2.38	0.51
3:X:229:THR:HA	3:X:232:VAL:HG21	1.92	0.51
3:X:287:SER:C	3:X:290:ILE:HG12	2.31	0.51
4:Y:266:PHE:HA	4:Y:269:ALA:HB3	1.92	0.51
3:Z:187:TRP:CE2	3:Z:196:THR:CG2	2.88	0.51
3:Z:265:PRO:CG	3:Z:266:SER:N	2.73	0.51
3:Z:394:ASN:O	3:Z:398:GLU:HG3	2.11	0.51
1:0:27:ASP:C	1:0:28:LYS:HD2	2.31	0.51
1:0:46:LYS:HD2	1:0:278:PRO:HD3	1.93	0.51
1:0:181:THR:HG23	1:0:183:ASN:H	1.74	0.51
1:0:248:LYS:HD3	1:0:252:SER:CB	2.07	0.51
1:0:298:SER:O	1:0:301:VAL:HG23	2.11	0.51

Continued on next page...

Continued from previous page...

Atom-1	Atom-2	Interatomic distance (Å)	Clash overlap (Å)
2:1:7:LEU:HD11	2:1:70:ASN:HB2	1.93	0.51
2:1:65:HIS:HD2	2:1:65:HIS:N	1.90	0.51
2:1:77:ILE:HD11	2:1:80:LEU:CD1	2.35	0.51
3:2:145:LYS:NZ	3:2:200:ASP:OD2	2.43	0.51
3:2:392:SER:O	3:2:395:ALA:HB3	2.11	0.51
4:3:110:TYR:CE1	4:3:111:ASN:ND2	2.76	0.51
4:3:145:PHE:CZ	4:3:208:ILE:HD13	2.46	0.51
4:3:266:PHE:HA	4:3:269:ALA:HB3	1.92	0.51
4:3:293:SER:O	4:3:297:VAL:CG2	2.59	0.51
3:A:54:VAL:HG22	3:A:122:ALA:CB	2.41	0.51
3:A:54:VAL:N	3:A:122:ALA:O	2.32	0.51
3:A:100:PHE:HB3	3:A:103:VAL:HG21	1.92	0.51
3:A:130:ILE:C	3:A:131:ILE:O	2.49	0.51
1:B:46:LYS:HD2	1:B:278:PRO:HD3	1.93	0.51
4:E:19:LYS:HZ1	4:E:154:GLU:HB3	1.67	0.51
4:E:138:TRP:HB2	4:E:213:ILE:CG1	2.41	0.51
4:E:138:TRP:HB2	4:E:213:ILE:HG12	1.91	0.51
4:E:302:ILE:O	4:E:306:VAL:N	2.44	0.51
3:F:67:TRP:CD1	3:F:71:ASP:CB	2.93	0.51
3:F:280:PHE:O	3:F:284:PHE:CD1	2.64	0.51
1:G:7:LEU:CD1	1:G:68:ASP:HB2	2.40	0.51
1:G:129:THR:N	1:G:142:CYS:SG	2.84	0.51
1:G:308:SER:HB2	1:G:312:HIS:H	1.76	0.51
2:H:134:VAL:O	2:H:134:VAL:HG12	2.11	0.51
2:H:212:TYR:CD1	2:H:212:TYR:O	2.64	0.51
2:H:434:LYS:HE2	2:H:435:GLU:HG2	1.92	0.51
3:I:89:ASP:O	3:I:149:TRP:CB	2.55	0.51
3:I:112:TYR:HD1	3:I:113:THR:N	2.08	0.51
3:I:238:ASP:CB	4:J:308:LEU:CD2	2.84	0.51
3:I:298:THR:CA	3:I:301:ARG:HB3	2.40	0.51
3:I:387:LYS:HD2	3:I:390:GLU:OE2	2.10	0.51
4:J:36:LEU:HD12	4:J:173:ASP:CG	2.29	0.51
3:K:227:PHE:O	3:K:230:VAL:HB	2.11	0.51
3:K:292:THR:C	3:K:296:ILE:HG12	2.31	0.51
1:L:27:ASP:C	1:L:28:LYS:HD2	2.31	0.51
1:L:262:PHE:HA	1:L:265:LEU:HD12	1.92	0.51
1:L:286:PHE:HA	1:L:289:ILE:HG12	1.93	0.51
1:L:438:LEU:O	1:L:442:ILE:HB	2.11	0.51
2:M:77:ILE:C	2:M:79:ILE:H	2.13	0.51
2:M:104:VAL:O	2:M:123:PRO:HG2	2.11	0.51
3:N:36:GLN:HG3	3:N:55:ARG:HG3	1.93	0.51

Continued on next page...

Continued from previous page...

Atom-1	Atom-2	Interatomic distance (Å)	Clash overlap (Å)
3:N:230:VAL:O	3:N:234:TYR:HD1	1.93	0.51
3:N:243:MET:H	3:N:243:MET:CE	2.22	0.51
4:O:152:ALA:N	4:O:205:PHE:CD1	2.70	0.51
3:P:160:PRO:CG	3:P:185:LYS:NZ	2.74	0.51
3:P:184:TRP:CE3	3:P:185:LYS:O	2.63	0.51
3:P:416:LEU:HA	3:P:419:ILE:HG22	1.91	0.51
1:Q:60:TRP:CH2	1:Q:85:VAL:HG11	2.46	0.51
1:Q:72:TYR:O	1:Q:76:LYS:HG2	2.11	0.51
1:Q:234:LEU:HA	1:Q:237:LEU:CD2	2.41	0.51
1:Q:306:HIS:O	1:Q:308:SER:N	2.44	0.51
2:R:303:VAL:HA	2:R:306:CYS:SG	2.51	0.51
2:R:449:VAL:HG12	2:R:452:THR:CB	2.41	0.51
3:S:35:LEU:HD12	3:S:54:VAL:CG1	2.36	0.51
3:S:130:ILE:C	3:S:134:HIS:HB2	2.31	0.51
3:U:285:VAL:O	3:U:288:SER:HB3	2.11	0.51
2:W:12:LEU:O	2:W:14:VAL:N	2.43	0.51
2:W:33:ILE:O	2:W:159:SER:O	2.29	0.51
2:W:104:VAL:O	2:W:123:PRO:HG2	2.11	0.51
2:W:149:THR:HG22	2:W:214:ASP:HB3	1.87	0.51
3:X:275:GLY:O	3:X:277:TYR:N	2.44	0.51
4:Y:217:LYS:N	4:Y:218:PRO:CD	2.74	0.51
3:Z:274:ILE:CG1	3:Z:277:TYR:CE1	2.80	0.51
3:Z:304:SER:OG	3:Z:400:LYS:NZ	2.44	0.51
1:0:45:GLU:OE2	1:0:277:VAL:HB	2.10	0.50
1:0:53:SER:C	1:0:54:VAL:HG13	2.32	0.50
1:0:68:ASP:HA	1:0:72:TYR:CD2	2.46	0.50
1:0:108:VAL:CG1	1:0:117:SER:O	2.58	0.50
1:0:133:MET:HB2	1:0:140:GLN:HG3	1.93	0.50
1:0:251:LEU:CD1	2:1:261:ILE:HG21	2.40	0.50
1:0:440:LEU:HA	1:0:443:PHE:HB3	1.92	0.50
2:1:72:SER:HA	2:1:76:ASP:HB2	1.93	0.50
2:1:97:ASN:CB	2:1:128:SER:CB	2.86	0.50
2:1:141:TRP:HB2	2:1:221:ILE:O	2.11	0.50
2:1:245:LEU:HD13	3:2:297:ASN:OD1	2.11	0.50
2:1:256:LYS:HB3	2:1:259:THR:HG22	1.92	0.50
3:2:38:ILE:O	3:2:38:ILE:CG2	2.59	0.50
3:2:167:LEU:CG	3:2:178:MET:CB	2.77	0.50
4:3:79:ILE:CG1	4:3:80:PRO:HD2	2.41	0.50
3:A:56:LEU:HD23	3:A:57:ARG:H	1.76	0.50
3:A:184:TRP:CE3	3:A:185:LYS:O	2.63	0.50
3:A:394:ASN:O	3:A:398:GLU:HG3	2.11	0.50

Continued on next page...

Continued from previous page...

Atom-1	Atom-2	Interatomic distance (Å)	Clash overlap (Å)
3:A:416:LEU:HA	3:A:419:ILE:HG22	1.91	0.50
1:B:408:ILE:CG2	1:B:409:LYS:H	2.23	0.50
1:B:459:SER:O	1:B:463:PRO:HB2	2.11	0.50
2:C:104:VAL:O	2:C:123:PRO:HG2	2.11	0.50
2:C:212:TYR:CD1	2:C:212:TYR:O	2.64	0.50
3:D:92:LEU:H	3:D:92:LEU:HD23	1.73	0.50
3:D:233:PHE:HD1	3:D:409:ILE:CD1	2.24	0.50
3:D:275:GLY:O	3:D:277:TYR:N	2.44	0.50
3:D:379:VAL:O	3:D:379:VAL:HG12	2.10	0.50
4:E:255:ILE:CD1	4:E:304:LEU:HD22	2.41	0.50
4:E:453:ILE:HA	4:E:456:LEU:HD12	1.91	0.50
3:F:130:ILE:C	3:F:131:ILE:O	2.49	0.50
3:F:285:VAL:CG1	3:F:286:ILE:N	2.74	0.50
3:F:394:ASN:O	3:F:398:GLU:HG3	2.11	0.50
3:F:417:ILE:CA	3:F:420:ILE:HG12	2.37	0.50
1:G:17:PRO:HG2	1:G:18:LYS:H	1.77	0.50
1:G:262:PHE:HA	1:G:265:LEU:HD12	1.92	0.50
1:G:312:HIS:O	1:G:312:HIS:CG	2.62	0.50
2:H:35:LEU:HD21	2:H:37:LEU:HD21	1.93	0.50
2:H:72:SER:HA	2:H:76:ASP:HB2	1.93	0.50
2:H:306:CYS:HA	2:H:309:VAL:HB	1.92	0.50
3:I:33:VAL:HG12	3:I:158:ILE:HG22	1.93	0.50
3:I:379:VAL:HG12	3:I:379:VAL:O	2.10	0.50
4:J:449:ALA:HA	4:J:452:TRP:CG	2.46	0.50
3:K:45:GLU:OE2	3:K:135:PHE:HB2	2.11	0.50
3:K:276:LYS:H	3:K:276:LYS:CD	2.22	0.50
1:L:17:PRO:HG2	1:L:18:LYS:H	1.76	0.50
1:L:53:SER:C	1:L:54:VAL:HG13	2.32	0.50
1:L:108:VAL:CG1	1:L:117:SER:O	2.58	0.50
1:L:438:LEU:O	1:L:442:ILE:HD12	2.12	0.50
2:M:72:SER:HA	2:M:76:ASP:HB2	1.93	0.50
3:N:227:PHE:O	3:N:227:PHE:HD1	1.94	0.50
4:O:294:LEU:HA	4:O:297:VAL:CG2	2.40	0.50
4:O:449:ALA:HA	4:O:452:TRP:CG	2.46	0.50
3:P:89:ASP:OD2	3:P:150:THR:CG2	2.45	0.50
3:P:101:ALA:C	3:P:102:ILE:HG13	2.29	0.50
1:Q:438:LEU:HA	1:Q:441:TYR:CB	2.29	0.50
1:Q:438:LEU:O	1:Q:442:ILE:HB	2.11	0.50
1:Q:459:SER:HA	1:Q:463:PRO:HG2	1.93	0.50
2:R:275:SER:O	2:R:279:PRO:CD	2.59	0.50
2:R:317:PRO:HG2	2:R:447:ASN:ND2	2.26	0.50

Continued on next page...

Continued from previous page...

Atom-1	Atom-2	Interatomic distance (Å)	Clash overlap (Å)
2:R:429:ILE:HG13	2:R:430:VAL:H	1.75	0.50
3:S:51:GLU:HG3	3:S:125:LYS:HG3	1.93	0.50
3:S:275:GLY:O	3:S:277:TYR:N	2.44	0.50
4:T:1:ASN:C	4:T:3:GLU:H	2.14	0.50
4:T:55:ILE:HG13	4:T:55:ILE:O	2.11	0.50
4:T:217:LYS:N	4:T:218:PRO:CD	2.74	0.50
3:U:160:PRO:CG	3:U:185:LYS:NZ	2.74	0.50
1:V:40:LEU:CA	1:V:52:THR:HG23	2.41	0.50
1:V:72:TYR:O	1:V:76:LYS:HG2	2.11	0.50
1:V:239:PHE:N	1:V:239:PHE:CD1	2.76	0.50
1:V:286:PHE:HA	1:V:289:ILE:HG12	1.93	0.50
1:V:467:PRO:O	1:V:469:ALA:N	2.41	0.50
2:W:137:PHE:CE1	2:W:288:ILE:HG22	2.46	0.50
2:W:162:LEU:HB2	2:W:199:LYS:CB	2.31	0.50
2:W:195:LYS:CE	2:W:217:PHE:HB3	2.32	0.50
2:W:212:TYR:CD1	2:W:212:TYR:O	2.64	0.50
2:W:469:THR:O	2:W:473:PHE:N	2.43	0.50
3:X:75:ILE:O	3:X:76:LYS:C	2.50	0.50
3:X:130:ILE:C	3:X:134:HIS:HB2	2.31	0.50
3:X:227:PHE:CD1	3:X:227:PHE:C	2.84	0.50
3:X:233:PHE:CD1	3:X:409:ILE:HD12	2.45	0.50
3:Z:276:LYS:H	3:Z:276:LYS:CD	2.22	0.50
3:Z:285:VAL:CG1	3:Z:286:ILE:N	2.73	0.50
1:0:306:HIS:O	1:0:308:SER:N	2.44	0.50
1:0:421:PHE:O	1:0:425:LYS:N	2.42	0.50
2:1:33:ILE:O	2:1:159:SER:O	2.29	0.50
2:1:66:ARG:CG	2:1:66:ARG:NH1	2.69	0.50
2:1:106:TYR:CD1	2:1:107:PHE:HE1	2.28	0.50
2:1:455:ARG:H	2:1:455:ARG:CD	2.23	0.50
3:2:75:ILE:HG13	3:2:78:ILE:CG2	2.42	0.50
3:2:133:THR:HA	3:2:274:ILE:HG23	1.92	0.50
4:3:1:ASN:C	4:3:3:GLU:H	2.15	0.50
4:3:81:SER:O	4:3:83:LEU:N	2.44	0.50
4:3:159:LEU:HD21	4:3:208:ILE:HG23	1.93	0.50
1:B:48:GLU:O	1:B:48:GLU:HG3	2.12	0.50
1:B:53:SER:C	1:B:54:VAL:HG13	2.32	0.50
1:B:60:TRP:CH2	1:B:85:VAL:HG11	2.47	0.50
1:B:60:TRP:CZ2	1:B:85:VAL:HG11	2.46	0.50
3:D:257:LEU:HA	3:D:260:ILE:HB	1.93	0.50
3:D:280:PHE:HB3	3:D:284:PHE:CE2	2.46	0.50
3:D:376:ILE:O	3:D:380:LYS:HE2	2.11	0.50

Continued on next page...

Continued from previous page...

Atom-1	Atom-2	Interatomic distance (Å)	Clash overlap (Å)
4:E:140:ASN:HD21	4:E:211:PHE:CA	2.21	0.50
4:E:271:LYS:NZ	4:E:271:LYS:CB	2.61	0.50
4:E:449:ALA:HA	4:E:452:TRP:CG	2.46	0.50
3:F:35:LEU:HD13	3:F:203:TYR:CE2	2.46	0.50
3:F:54:VAL:O	3:F:122:ALA:N	2.40	0.50
3:F:160:PRO:HG2	3:F:185:LYS:HZ3	1.76	0.50
3:F:166:ASP:HB2	3:F:181:TYR:CG	2.46	0.50
3:F:304:SER:OG	3:F:400:LYS:NZ	2.44	0.50
1:G:68:ASP:HA	1:G:72:TYR:CD2	2.46	0.50
1:G:92:LEU:HD22	1:G:146:PHE:HA	1.94	0.50
2:H:245:LEU:HD13	3:I:297:ASN:OD1	2.12	0.50
2:H:307:GLY:HA2	2:H:310:LEU:CD2	2.26	0.50
2:H:319:THR:OG1	2:H:448:LEU:HA	2.10	0.50
2:H:469:THR:O	2:H:473:PHE:N	2.43	0.50
3:I:33:VAL:HG13	3:I:201:ILE:HD12	1.94	0.50
3:I:65:LEU:HB3	3:I:110:LEU:HD11	1.94	0.50
3:I:75:ILE:HG13	3:I:78:ILE:CG2	2.42	0.50
3:I:186:HIS:CG	3:I:187:TRP:H	2.30	0.50
3:I:227:PHE:O	3:I:227:PHE:HD1	1.94	0.50
3:I:280:PHE:HB3	3:I:284:PHE:CE2	2.46	0.50
4:J:36:LEU:N	4:J:175:GLU:OE2	2.42	0.50
3:K:87:LEU:HB3	3:K:118:TRP:CZ3	2.45	0.50
3:K:94:ASN:C	3:K:94:ASN:ND2	2.65	0.50
3:K:100:PHE:HB3	3:K:103:VAL:HG21	1.92	0.50
3:K:167:LEU:HD12	3:K:178:MET:HB2	0.59	0.50
1:L:72:TYR:O	1:L:76:LYS:HG2	2.11	0.50
1:L:234:LEU:HA	1:L:237:LEU:CD2	2.41	0.50
1:L:238:VAL:O	1:L:242:PRO:HD3	2.10	0.50
1:L:298:SER:O	1:L:301:VAL:HG23	2.11	0.50
2:M:77:ILE:O	2:M:77:ILE:CG1	2.54	0.50
2:M:78:SER:O	2:M:79:ILE:CD1	2.55	0.50
2:M:106:TYR:CD1	2:M:107:PHE:HE1	2.28	0.50
3:N:379:VAL:O	3:N:379:VAL:HG12	2.10	0.50
4:O:145:PHE:CZ	4:O:208:ILE:HD13	2.46	0.50
4:O:293:SER:O	4:O:297:VAL:CG2	2.59	0.50
4:O:453:ILE:CD1	4:O:454:ALA:N	2.72	0.50
3:P:64:ARG:CA	3:P:66:ARG:NH1	2.63	0.50
1:Q:32:ARG:HH21	1:Q:60:TRP:CA	2.24	0.50
1:Q:216:LYS:O	1:Q:216:LYS:CD	2.50	0.50
2:R:33:ILE:O	2:R:159:SER:O	2.29	0.50
2:R:141:TRP:HH2	2:R:223:ARG:HD3	1.74	0.50

Continued on next page...

Continued from previous page...

Atom-1	Atom-2	Interatomic distance (Å)	Clash overlap (Å)
2:R:276:GLN:N	2:R:276:GLN:OE1	2.45	0.50
3:S:167:LEU:HG	3:S:178:MET:CB	2.38	0.50
3:S:233:PHE:HD1	3:S:409:ILE:CD1	2.24	0.50
3:S:303:PRO:CB	3:S:400:LYS:NZ	2.71	0.50
3:S:396:ALA:HA	3:S:399:TRP:CD1	2.47	0.50
3:U:54:VAL:HG22	3:U:122:ALA:CB	2.41	0.50
3:U:394:ASN:O	3:U:398:GLU:HG3	2.11	0.50
1:V:15:TYR:O	1:V:15:TYR:HD1	1.92	0.50
1:V:438:LEU:O	1:V:442:ILE:HB	2.11	0.50
1:V:459:SER:HA	1:V:463:PRO:HG2	1.94	0.50
2:W:7:LEU:HD11	2:W:70:ASN:HB2	1.93	0.50
2:W:30:VAL:HG22	2:W:158:ILE:H	1.66	0.50
2:W:245:LEU:HD13	3:X:297:ASN:OD1	2.11	0.50
3:X:144:MET:O	3:X:203:TYR:HD1	1.93	0.50
3:X:392:SER:O	3:X:395:ALA:HB3	2.11	0.50
4:Y:81:SER:O	4:Y:83:LEU:N	2.44	0.50
4:Y:129:ILE:CG2	4:Y:133:TYR:HD2	2.22	0.50
4:Y:182:GLU:N	4:Y:183:TRP:CE3	2.79	0.50
3:Z:3:HIS:O	3:Z:7:LEU:N	2.38	0.50
3:Z:62:ASP:HB3	3:Z:65:LEU:CD1	2.42	0.50
3:Z:137:PHE:CD1	3:Z:435:GLN:NE2	2.79	0.50
3:Z:207:MET:O	3:Z:207:MET:HE3	2.11	0.50
3:Z:416:LEU:O	3:Z:420:ILE:HG12	2.11	0.50
1:0:17:PRO:HG2	1:0:18:LYS:H	1.76	0.50
1:0:60:TRP:CH2	1:0:85:VAL:HG11	2.46	0.50
1:0:438:LEU:HA	1:0:441:TYR:CB	2.29	0.50
2:1:2:ASN:O	2:1:72:SER:HB3	2.11	0.50
2:1:226:LEU:H	2:1:227:PHE:HD1	1.59	0.50
3:2:17:LYS:CE	3:2:84:ASP:HA	2.41	0.50
3:2:295:VAL:HG23	3:2:296:ILE:N	2.26	0.50
3:2:296:ILE:HA	3:2:299:HIS:HB3	1.88	0.50
4:3:60:ASN:N	4:3:60:ASN:ND2	2.49	0.50
4:3:134:PHE:CD2	4:3:280:PRO:HG2	2.46	0.50
3:A:136:PRO:CG	3:A:274:ILE:HG23	2.39	0.50
1:B:9:SER:CA	1:B:12:PHE:HE1	2.18	0.50
1:B:92:LEU:HD22	1:B:146:PHE:HA	1.94	0.50
1:B:129:THR:N	1:B:142:CYS:SG	2.84	0.50
1:B:132:VAL:CG1	1:B:279:ILE:CA	2.87	0.50
1:B:135:PHE:N	1:B:136:PRO:HD2	2.26	0.50
1:B:306:HIS:O	1:B:308:SER:N	2.44	0.50
1:B:440:LEU:HA	1:B:443:PHE:HB3	1.92	0.50

Continued on next page...

Continued from previous page...

Atom-1	Atom-2	Interatomic distance (Å)	Clash overlap (Å)
2:C:72:SER:HA	2:C:76:ASP:HB2	1.93	0.50
2:C:106:TYR:CD1	2:C:107:PHE:HE1	2.29	0.50
2:C:241:PHE:O	2:C:245:LEU:N	2.27	0.50
2:C:245:LEU:HD13	3:D:297:ASN:OD1	2.12	0.50
3:D:75:ILE:HG13	3:D:78:ILE:CG2	2.42	0.50
4:E:59:TRP:CH2	4:E:107:VAL:CG1	2.76	0.50
4:E:79:ILE:CG1	4:E:80:PRO:HD2	2.41	0.50
4:E:293:SER:O	4:E:297:VAL:CG2	2.59	0.50
3:F:100:PHE:HB3	3:F:103:VAL:HG21	1.92	0.50
3:F:187:TRP:HZ2	3:F:196:THR:HA	1.75	0.50
3:F:304:SER:H	3:F:400:LYS:CD	2.20	0.50
3:F:382:ILE:O	3:F:386:MET:HE2	2.11	0.50
1:G:72:TYR:O	1:G:76:LYS:HG2	2.11	0.50
1:G:133:MET:HB2	1:G:140:GLN:HG3	1.93	0.50
2:H:296:MET:HE3	2:H:296:MET:CA	2.42	0.50
3:I:51:GLU:HA	3:I:124:PHE:O	2.12	0.50
3:I:65:LEU:CD2	3:I:110:LEU:HD13	2.41	0.50
4:J:134:PHE:CD2	4:J:280:PRO:HG2	2.46	0.50
3:K:26:THR:O	3:K:28:PHE:CD1	2.64	0.50
3:K:54:VAL:HG22	3:K:122:ALA:CB	2.41	0.50
3:K:179:LYS:CE	3:K:208:GLN:CD	2.76	0.50
3:K:264:ILE:N	3:K:265:PRO:CD	2.73	0.50
3:K:264:ILE:O	3:K:267:THR:HB	2.12	0.50
3:K:265:PRO:CG	3:K:266:SER:N	2.73	0.50
3:K:285:VAL:O	3:K:288:SER:HB3	2.11	0.50
3:K:416:LEU:O	3:K:420:ILE:HG12	2.11	0.50
1:L:135:PHE:N	1:L:136:PRO:HD2	2.27	0.50
1:L:153:THR:HB	1:L:204:TYR:CB	2.13	0.50
2:M:245:LEU:HD13	3:N:297:ASN:OD1	2.12	0.50
3:N:33:VAL:HG12	3:N:158:ILE:HG22	1.93	0.50
3:N:51:GLU:HG3	3:N:125:LYS:HG3	1.93	0.50
3:N:85:VAL:HG23	3:N:108:LEU:CD1	2.41	0.50
4:O:255:ILE:CD1	4:O:304:LEU:HD22	2.41	0.50
4:O:264:PHE:N	4:O:264:PHE:HD1	2.09	0.50
4:O:306:VAL:O	4:O:309:ARG:NH1	2.43	0.50
3:P:1:SER:H2	3:P:4:GLU:HB2	1.71	0.50
3:P:48:GLN:HB3	3:P:130:ILE:HD12	1.92	0.50
3:P:90:LEU:CD1	3:P:100:PHE:CE2	2.82	0.50
3:P:265:PRO:HG2	3:P:266:SER:N	2.25	0.50
3:P:416:LEU:O	3:P:420:ILE:HG12	2.11	0.50
1:Q:92:LEU:HD22	1:Q:146:PHE:HA	1.94	0.50

Continued on next page...

Continued from previous page...

Atom-1	Atom-2	Interatomic distance (Å)	Clash overlap (Å)
1:Q:234:LEU:HA	1:Q:237:LEU:HD23	1.92	0.50
2:R:37:LEU:O	2:R:178:ILE:HG21	2.12	0.50
2:R:467:LEU:HA	2:R:470:ILE:HB	1.92	0.50
2:R:478:PHE:O	2:R:482:PRO:CD	2.54	0.50
3:S:85:VAL:HG23	3:S:108:LEU:CD1	2.40	0.50
3:S:220:ILE:HG21	4:T:294:LEU:HD11	1.94	0.50
3:S:295:VAL:HG23	3:S:296:ILE:N	2.26	0.50
4:T:264:PHE:CD1	4:T:264:PHE:N	2.79	0.50
3:U:35:LEU:HD13	3:U:203:TYR:CE2	2.46	0.50
3:U:54:VAL:O	3:U:122:ALA:N	2.40	0.50
3:U:264:ILE:O	3:U:267:THR:HB	2.12	0.50
3:U:381:TYR:N	3:U:381:TYR:CD1	2.78	0.50
3:U:413:VAL:HA	3:U:416:LEU:HB2	1.93	0.50
1:V:45:GLU:OE2	1:V:277:VAL:O	2.29	0.50
1:V:46:LYS:HD2	1:V:278:PRO:HD3	1.93	0.50
1:V:133:MET:HB2	1:V:140:GLN:HG3	1.93	0.50
1:V:258:ALA:HB2	2:W:265:LEU:HD22	1.84	0.50
1:V:440:LEU:HA	1:V:443:PHE:HB3	1.92	0.50
2:W:2:ASN:O	2:W:72:SER:HB3	2.11	0.50
2:W:4:GLU:HA	2:W:72:SER:OG	2.11	0.50
2:W:113:ARG:HB3	2:W:114:PRO:CD	2.40	0.50
2:W:303:VAL:HA	2:W:306:CYS:SG	2.51	0.50
4:Y:19:LYS:HZ1	4:Y:154:GLU:HB3	1.66	0.50
4:Y:38:ASN:O	4:Y:51:THR:CA	2.56	0.50
4:Y:74:ILE:HD13	4:Y:74:ILE:N	2.24	0.50
4:Y:145:PHE:CZ	4:Y:208:ILE:HD13	2.46	0.50
4:Y:159:LEU:HD21	4:Y:208:ILE:HG23	1.93	0.50
3:Z:56:LEU:CD2	3:Z:57:ARG:N	2.73	0.50
3:Z:90:LEU:CD1	3:Z:100:PHE:CE2	2.82	0.50
3:Z:382:ILE:O	3:Z:386:MET:HE3	2.11	0.50
1:0:32:ARG:NE	1:0:59:ALA:O	2.44	0.50
1:0:281:ILE:N	1:0:281:ILE:CD1	2.75	0.50
1:0:408:ILE:CG2	1:0:409:LYS:H	2.24	0.50
1:0:409:LYS:HD3	2:1:426:THR:HG1	1.69	0.50
1:0:438:LEU:O	1:0:442:ILE:HB	2.11	0.50
1:0:459:SER:HA	1:0:463:PRO:HG2	1.94	0.50
2:1:39:LEU:HD12	2:1:39:LEU:N	2.25	0.50
2:1:77:ILE:C	2:1:79:ILE:H	2.13	0.50
2:1:134:VAL:O	2:1:134:VAL:HG12	2.11	0.50
2:1:481:PRO:HG2	2:1:482:PRO:HD3	1.92	0.50
3:2:92:LEU:H	3:2:92:LEU:HD23	1.73	0.50

Continued on next page...

Continued from previous page...

Atom-1	Atom-2	Interatomic distance (Å)	Clash overlap (Å)
3:2:201:ILE:CG2	3:2:203:TYR:CE1	2.93	0.50
4:3:14:TYR:HD2	4:3:16:LYS:NZ	2.09	0.50
4:3:27:VAL:CG1	4:3:154:GLU:CA	2.80	0.50
3:A:199:LEU:C	3:A:200:ASP:OD1	2.49	0.50
1:B:298:SER:O	1:B:301:VAL:HG23	2.11	0.50
2:C:2:ASN:O	2:C:72:SER:HB3	2.11	0.50
2:C:39:LEU:HD21	2:C:180:ASP:OD1	2.12	0.50
2:C:469:THR:O	2:C:473:PHE:N	2.43	0.50
3:D:130:ILE:C	3:D:134:HIS:HB2	2.31	0.50
3:D:230:VAL:O	3:D:234:TYR:HD1	1.93	0.50
3:D:233:PHE:CD1	3:D:409:ILE:HD12	2.45	0.50
3:D:298:THR:O	3:D:301:ARG:CG	2.60	0.50
4:E:250:LYS:C	4:E:253:LEU:HB3	2.32	0.50
4:E:304:LEU:HD12	4:E:307:SER:OG	2.12	0.50
3:F:212:LEU:CA	3:F:215:VAL:HG23	2.40	0.50
3:F:285:VAL:O	3:F:288:SER:HB3	2.11	0.50
3:F:397:GLU:HA	3:F:400:LYS:CD	2.42	0.50
1:G:32:ARG:HH21	1:G:60:TRP:CA	2.24	0.50
1:G:32:ARG:NE	1:G:59:ALA:O	2.44	0.50
1:G:135:PHE:N	1:G:136:PRO:HD2	2.27	0.50
1:G:239:PHE:CD1	1:G:239:PHE:N	2.76	0.50
2:H:4:GLU:HA	2:H:72:SER:OG	2.11	0.50
2:H:37:LEU:O	2:H:178:ILE:HG21	2.12	0.50
3:I:17:LYS:CE	3:I:84:ASP:HA	2.41	0.50
3:I:101:ALA:O	3:I:102:ILE:CD1	2.60	0.50
3:I:257:LEU:HA	3:I:260:ILE:HB	1.93	0.50
3:I:295:VAL:HG23	3:I:296:ILE:N	2.26	0.50
3:I:432:GLU:HG2	3:I:435:GLN:HE22	1.70	0.50
3:K:133:THR:O	3:K:133:THR:CG2	2.57	0.50
1:L:60:TRP:CH2	1:L:85:VAL:HG11	2.46	0.50
1:L:130:ILE:CB	1:L:134:TYR:CD2	2.84	0.50
2:M:37:LEU:O	2:M:178:ILE:HG21	2.12	0.50
2:M:83:ARG:HB3	2:M:85:GLU:OE1	2.11	0.50
2:M:303:VAL:HA	2:M:306:CYS:SG	2.51	0.50
2:M:317:PRO:HG2	2:M:447:ASN:ND2	2.26	0.50
2:M:449:VAL:HG12	2:M:452:THR:CB	2.41	0.50
3:N:134:HIS:CE1	3:N:209:ARG:CD	2.75	0.50
3:N:220:ILE:HG21	4:O:294:LEU:HD11	1.94	0.50
3:N:240:GLY:C	3:N:242:LYS:N	2.64	0.50
4:O:38:ASN:O	4:O:51:THR:HG23	2.12	0.50
4:O:91:LEU:H	4:O:95:VAL:HG21	1.74	0.50

Continued on next page...

Continued from previous page...

Atom-1	Atom-2	Interatomic distance (Å)	Clash overlap (Å)
4:O:436:ASN:HA	4:O:439:TRP:CD1	2.46	0.50
3:P:137:PHE:CD1	3:P:435:GLN:NE2	2.79	0.50
3:P:221:PRO:CB	3:P:224:LEU:HD23	2.42	0.50
3:P:228:LEU:HD13	3:P:249:VAL:CG2	2.42	0.50
3:P:264:ILE:O	3:P:267:THR:HB	2.12	0.50
3:P:394:ASN:O	3:P:398:GLU:HG3	2.11	0.50
1:Q:53:SER:C	1:Q:54:VAL:HG13	2.32	0.50
1:Q:129:THR:HG22	1:Q:142:CYS:SG	2.51	0.50
1:Q:438:LEU:O	1:Q:442:ILE:HD12	2.11	0.50
2:R:30:VAL:HG11	2:R:159:SER:HB3	1.92	0.50
2:R:149:THR:HG22	2:R:214:ASP:HB3	1.87	0.50
2:R:278:LEU:O	2:R:278:LEU:HD13	2.10	0.50
3:S:33:VAL:HG13	3:S:201:ILE:HD12	1.94	0.50
3:S:75:ILE:O	3:S:76:LYS:C	2.50	0.50
3:S:186:HIS:CG	3:S:187:TRP:H	2.30	0.50
3:S:233:PHE:CD1	3:S:409:ILE:HD12	2.45	0.50
4:T:44:GLU:CD	4:T:129:ILE:CG2	2.80	0.50
4:T:59:TRP:NE1	4:T:84:LEU:HD23	2.23	0.50
4:T:217:LYS:O	4:T:219:LEU:N	2.44	0.50
4:T:273:PRO:CG	4:T:274:GLU:H	2.24	0.50
4:T:293:SER:O	4:T:297:VAL:CG2	2.59	0.50
4:T:294:LEU:HA	4:T:297:VAL:CG2	2.40	0.50
4:T:449:ALA:HA	4:T:452:TRP:CG	2.46	0.50
1:V:6:THR:O	1:V:9:SER:OG	2.27	0.50
1:V:51:THR:OG1	1:V:125:ARG:NH1	2.45	0.50
1:V:92:LEU:CD1	1:V:95:ASN:HB2	2.40	0.50
1:V:147:LYS:HZ2	1:V:205:GLU:HA	1.75	0.50
2:W:37:LEU:O	2:W:178:ILE:HG21	2.12	0.50
2:W:149:THR:HB	2:W:214:ASP:HA	1.94	0.50
2:W:153:TYR:CB	2:W:158:ILE:HB	2.39	0.50
4:Y:44:GLU:CD	4:Y:129:ILE:CG2	2.80	0.50
4:Y:255:ILE:CD1	4:Y:304:LEU:HD22	2.41	0.50
4:Y:293:SER:O	4:Y:297:VAL:CG2	2.59	0.50
3:Z:130:ILE:C	3:Z:131:ILE:O	2.49	0.50
3:Z:135:PHE:CZ	3:Z:210:ILE:HG23	2.47	0.50
3:Z:209:ARG:CG	3:Z:210:ILE:N	2.69	0.50
3:Z:225:PHE:HD1	3:Z:229:THR:HG1	1.58	0.50
3:Z:228:LEU:HD13	3:Z:249:VAL:CG2	2.42	0.50
3:Z:264:ILE:O	3:Z:267:THR:HB	2.12	0.50
1:0:48:GLU:HG3	1:0:48:GLU:O	2.12	0.50
1:0:68:ASP:O	1:0:72:TYR:CD2	2.64	0.50

Continued on next page...

Continued from previous page...

Atom-1	Atom-2	Interatomic distance (Å)	Clash overlap (Å)
1:0:92:LEU:HD22	1:0:146:PHE:HA	1.94	0.50
2:1:137:PHE:CE1	2:1:288:ILE:HG22	2.46	0.50
2:1:276:GLN:OE1	2:1:276:GLN:N	2.45	0.50
2:1:289:GLY:O	2:1:293:MET:SD	2.70	0.50
2:1:317:PRO:HG2	2:1:447:ASN:CG	2.32	0.50
4:3:44:GLU:CD	4:3:129:ILE:CG2	2.80	0.50
4:3:173:ASP:H	4:3:188:ARG:HB2	1.75	0.50
4:3:272:VAL:HG22	4:3:272:VAL:O	2.12	0.50
4:3:303:VAL:HG12	4:3:304:LEU:N	2.26	0.50
4:3:436:ASN:HA	4:3:439:TRP:CD1	2.46	0.50
4:3:449:ALA:HA	4:3:452:TRP:CG	2.46	0.50
1:B:17:PRO:HG2	1:B:18:LYS:H	1.77	0.50
1:B:181:THR:HG23	1:B:183:ASN:H	1.74	0.50
1:B:227:PRO:O	1:B:231:ILE:CG1	2.59	0.50
1:B:459:SER:HA	1:B:463:PRO:HG2	1.94	0.50
2:C:11:LEU:C	2:C:13:ILE:N	2.65	0.50
2:C:35:LEU:HD21	2:C:37:LEU:HD21	1.93	0.50
2:C:149:THR:HB	2:C:214:ASP:HA	1.94	0.50
3:D:242:LYS:HB2	3:D:245:LEU:CB	2.42	0.50
3:D:303:PRO:CB	3:D:400:LYS:NZ	2.72	0.50
4:E:264:PHE:CD1	4:E:264:PHE:N	2.79	0.50
3:F:46:VAL:HG23	3:F:271:VAL:HA	1.94	0.50
3:F:54:VAL:HG22	3:F:122:ALA:CB	2.41	0.50
3:F:62:ASP:HB3	3:F:65:LEU:CD1	2.42	0.50
3:F:413:VAL:HA	3:F:416:LEU:HB2	1.93	0.50
1:G:129:THR:HG22	1:G:142:CYS:SG	2.51	0.50
1:G:234:LEU:HA	1:G:237:LEU:HD23	1.92	0.50
1:G:238:VAL:O	1:G:242:PRO:HD3	2.11	0.50
2:H:141:TRP:HB2	2:H:221:ILE:O	2.11	0.50
2:H:216:THR:C	2:H:217:PHE:CD1	2.77	0.50
2:H:274:THR:HA	2:H:277:ARG:HD2	1.94	0.50
3:I:38:ILE:O	3:I:38:ILE:CG2	2.59	0.50
3:I:53:ASN:HD22	3:I:123:ILE:CG1	2.25	0.50
3:I:89:ASP:HB2	3:I:149:TRP:HD1	1.75	0.50
3:I:392:SER:O	3:I:395:ALA:HB3	2.11	0.50
4:J:138:TRP:CZ2	4:J:215:GLN:CB	2.93	0.50
4:J:217:LYS:O	4:J:219:LEU:N	2.44	0.50
4:J:255:ILE:CD1	4:J:304:LEU:HD22	2.41	0.50
4:J:294:LEU:HA	4:J:297:VAL:CG2	2.40	0.50
1:L:241:LEU:HD13	2:M:314:PHE:CE1	2.47	0.50
2:M:4:GLU:HA	2:M:72:SER:OG	2.11	0.50

Continued on next page...

Continued from previous page...

Atom-1	Atom-2	Interatomic distance (Å)	Clash overlap (Å)
2:M:111:LEU:CB	2:M:119:THR:OG1	2.55	0.50
2:M:276:GLN:OE1	2:M:276:GLN:N	2.45	0.50
2:M:422:GLY:O	2:M:425:SER:HB2	2.11	0.50
2:M:478:PHE:O	2:M:482:PRO:CD	2.54	0.50
3:N:137:PHE:HB2	3:N:435:GLN:HB2	1.87	0.50
3:N:242:LYS:HB2	3:N:245:LEU:CB	2.42	0.50
4:O:266:PHE:HA	4:O:269:ALA:HB3	1.92	0.50
3:P:135:PHE:CZ	3:P:210:ILE:HG23	2.47	0.50
3:P:285:VAL:O	3:P:288:SER:HB3	2.11	0.50
3:P:304:SER:OG	3:P:400:LYS:NZ	2.44	0.50
1:Q:46:LYS:HD2	1:Q:278:PRO:HD3	1.93	0.50
1:Q:241:LEU:HD13	2:R:314:PHE:CE1	2.47	0.50
1:Q:431:VAL:HG23	1:Q:433:MET:H	1.77	0.50
2:R:3:GLU:O	2:R:3:GLU:CG	2.59	0.50
2:R:72:SER:HA	2:R:76:ASP:HB2	1.93	0.50
2:R:274:THR:HA	2:R:277:ARG:HD2	1.94	0.50
3:S:257:LEU:HA	3:S:260:ILE:HB	1.93	0.50
3:S:298:THR:O	3:S:301:ARG:CG	2.60	0.50
3:S:302:SER:HB2	3:S:305:THR:HG23	1.92	0.50
3:S:414:PHE:O	3:S:418:CYS:HB2	2.12	0.50
4:T:174:PRO:HD3	4:T:185:ILE:HG21	1.91	0.50
3:U:136:PRO:CG	3:U:274:ILE:HG23	2.39	0.50
3:U:304:SER:OG	3:U:400:LYS:NZ	2.44	0.50
1:V:68:ASP:HA	1:V:72:TYR:CD2	2.46	0.50
1:V:130:ILE:CD1	1:V:134:TYR:CE2	2.95	0.50
1:V:438:LEU:HA	1:V:441:TYR:CB	2.29	0.50
2:W:39:LEU:HD21	2:W:180:ASP:OD1	2.12	0.50
2:W:141:TRP:HB2	2:W:221:ILE:O	2.11	0.50
2:W:184:PHE:HE1	2:W:190:TRP:CE2	2.30	0.50
2:W:276:GLN:N	2:W:276:GLN:OE1	2.45	0.50
2:W:481:PRO:N	2:W:482:PRO:CD	2.75	0.50
3:X:51:GLU:HA	3:X:124:PHE:O	2.12	0.50
3:X:64:ARG:CA	3:X:66:ARG:HH11	2.06	0.50
3:X:101:ALA:O	3:X:102:ILE:CD1	2.60	0.50
3:X:220:ILE:HG21	4:Y:294:LEU:HD11	1.94	0.50
3:X:227:PHE:C	3:X:227:PHE:HD1	2.15	0.50
3:X:302:SER:HB2	3:X:305:THR:HG23	1.92	0.50
4:Y:1:ASN:C	4:Y:3:GLU:H	2.15	0.50
4:Y:303:VAL:HG12	4:Y:304:LEU:N	2.26	0.50
3:Z:67:TRP:CD1	3:Z:71:ASP:CB	2.93	0.50
3:Z:94:ASN:C	3:Z:94:ASN:ND2	2.65	0.50

Continued on next page...

Continued from previous page...

Atom-1	Atom-2	Interatomic distance (Å)	Clash overlap (Å)
1:0:91:VAL:N	1:0:147:LYS:O	2.29	0.50
1:0:108:VAL:CG1	1:0:118:TRP:HB2	2.40	0.50
1:0:152:ASP:CB	1:0:203:SER:CB	2.82	0.50
1:0:249:MET:HE1	1:0:250:SER:HB3	1.94	0.50
2:1:212:TYR:CD1	2:1:212:TYR:O	2.64	0.50
3:2:35:LEU:HD12	3:2:54:VAL:CG1	2.36	0.50
3:2:75:ILE:O	3:2:76:LYS:C	2.50	0.50
3:2:102:ILE:O	3:2:102:ILE:CG2	2.56	0.50
3:2:244:THR:CG2	3:2:245:LEU:N	2.72	0.50
4:3:264:PHE:CD1	4:3:264:PHE:N	2.79	0.50
3:A:38:ILE:HD12	3:A:38:ILE:H	1.76	0.50
3:A:292:THR:C	3:A:296:ILE:HG12	2.31	0.50
3:A:301:ARG:HG3	3:A:301:ARG:O	2.11	0.50
3:A:381:TYR:N	3:A:381:TYR:HD1	2.09	0.50
1:B:130:ILE:CD1	1:B:134:TYR:CE2	2.95	0.50
1:B:133:MET:HB2	1:B:140:GLN:HG3	1.93	0.50
1:B:234:LEU:HA	1:B:237:LEU:CD2	2.41	0.50
1:B:256:LEU:HD11	1:B:298:SER:O	2.11	0.50
1:B:287:ILE:O	1:B:291:VAL:N	2.43	0.50
1:B:311:THR:O	1:B:312:HIS:CB	2.60	0.50
2:C:4:GLU:HA	2:C:72:SER:OG	2.11	0.50
2:C:33:ILE:O	2:C:159:SER:O	2.29	0.50
2:C:289:GLY:CA	2:C:293:MET:HE1	2.41	0.50
3:D:422:THR:HA	3:D:425:VAL:HB	1.93	0.50
4:E:44:GLU:CD	4:E:129:ILE:CG2	2.80	0.50
4:E:145:PHE:CZ	4:E:208:ILE:HD13	2.46	0.50
4:E:159:LEU:HD21	4:E:208:ILE:HG23	1.93	0.50
4:E:235:LEU:HA	4:E:238:LEU:CG	2.30	0.50
4:E:264:PHE:N	4:E:264:PHE:HD1	2.09	0.50
4:E:266:PHE:HA	4:E:269:ALA:HB3	1.92	0.50
3:F:20:ARG:HG3	3:F:22:VAL:HG23	1.94	0.50
3:F:221:PRO:CB	3:F:224:LEU:HD23	2.42	0.50
3:F:381:TYR:N	3:F:381:TYR:CD1	2.78	0.50
3:F:420:ILE:HG13	3:F:421:GLY:H	1.72	0.50
1:G:40:LEU:CA	1:G:52:THR:HG23	2.41	0.50
1:G:147:LYS:HB2	1:G:206:ASP:HA	1.94	0.50
1:G:438:LEU:O	1:G:442:ILE:HD12	2.12	0.50
1:G:459:SER:HA	1:G:463:PRO:HG2	1.94	0.50
2:H:422:GLY:O	2:H:425:SER:HB2	2.11	0.50
2:H:469:THR:O	2:H:473:PHE:CB	2.58	0.50
3:I:27:HIS:N	3:I:27:HIS:ND1	2.57	0.50

Continued on next page...

Continued from previous page...

Atom-1	Atom-2	Interatomic distance (Å)	Clash overlap (Å)
3:I:242:LYS:HB2	3:I:245:LEU:CB	2.42	0.50
4:J:146:ARG:HD2	4:J:205:PHE:CD2	2.47	0.50
4:J:264:PHE:CD1	4:J:264:PHE:N	2.79	0.50
3:K:35:LEU:HD13	3:K:203:TYR:CZ	2.47	0.50
3:K:394:ASN:O	3:K:398:GLU:HG3	2.11	0.50
3:K:397:GLU:HA	3:K:400:LYS:CD	2.42	0.50
1:L:46:LYS:HD2	1:L:278:PRO:HD3	1.93	0.50
1:L:130:ILE:CD1	1:L:134:TYR:CE2	2.95	0.50
1:L:235:ALA:HB1	1:L:239:PHE:HE2	1.73	0.50
2:M:11:LEU:C	2:M:13:ILE:N	2.65	0.50
2:M:137:PHE:CE1	2:M:288:ILE:HG22	2.46	0.50
3:N:17:LYS:CE	3:N:84:ASP:HA	2.41	0.50
3:N:75:ILE:HG13	3:N:78:ILE:CG2	2.42	0.50
3:N:229:THR:HA	3:N:232:VAL:HG21	1.92	0.50
3:N:275:GLY:O	3:N:277:TYR:N	2.44	0.50
3:N:295:VAL:HG23	3:N:296:ILE:N	2.26	0.50
3:N:298:THR:O	3:N:301:ARG:CG	2.60	0.50
4:O:159:LEU:HD21	4:O:208:ILE:HG23	1.93	0.50
4:O:250:LYS:C	4:O:253:LEU:HB3	2.32	0.50
3:P:35:LEU:HD13	3:P:203:TYR:CZ	2.47	0.50
3:P:280:PHE:O	3:P:284:PHE:CD1	2.64	0.50
1:Q:17:PRO:HG2	1:Q:18:LYS:H	1.77	0.50
1:Q:45:GLU:OE2	1:Q:277:VAL:O	2.29	0.50
1:Q:306:HIS:O	1:Q:312:HIS:C	2.50	0.50
2:R:2:ASN:O	2:R:72:SER:HB3	2.12	0.50
2:R:137:PHE:CE1	2:R:288:ILE:HG22	2.46	0.50
2:R:199:LYS:C	2:R:199:LYS:HZ2	2.15	0.50
2:R:216:THR:O	2:R:217:PHE:CD1	2.59	0.50
2:R:481:PRO:N	2:R:482:PRO:CD	2.75	0.50
4:T:2:GLU:HA	4:T:5:ARG:CG	2.38	0.50
4:T:79:ILE:CG1	4:T:80:PRO:HD2	2.41	0.50
4:T:294:LEU:CA	4:T:297:VAL:HG23	2.41	0.50
3:U:62:ASP:HB3	3:U:65:LEU:CD1	2.41	0.50
3:U:137:PHE:CD1	3:U:435:GLN:NE2	2.79	0.50
3:U:199:LEU:C	3:U:200:ASP:OD1	2.49	0.50
3:U:292:THR:CG2	3:U:296:ILE:HD11	2.41	0.50
3:U:301:ARG:HG3	3:U:301:ARG:O	2.11	0.50
1:V:131:LYS:CG	1:V:132:VAL:H	2.25	0.50
2:W:274:THR:HA	2:W:277:ARG:HD2	1.94	0.50
2:W:306:CYS:HA	2:W:309:VAL:HB	1.92	0.50
3:X:92:LEU:H	3:X:92:LEU:HD23	1.73	0.50

Continued on next page...

Continued from previous page...

Atom-1	Atom-2	Interatomic distance (Å)	Clash overlap (Å)
3:X:227:PHE:O	3:X:227:PHE:HD1	1.94	0.50
3:X:419:ILE:HD11	3:X:420:ILE:HG23	1.94	0.50
3:X:422:THR:HA	3:X:425:VAL:HB	1.93	0.50
4:Y:216:ARG:O	4:Y:217:LYS:HG2	2.12	0.50
4:Y:302:ILE:O	4:Y:306:VAL:N	2.44	0.50
3:Z:20:ARG:CG	3:Z:20:ARG:NH1	2.37	0.50
3:Z:187:TRP:NE1	3:Z:196:THR:HG23	2.27	0.50
3:Z:292:THR:C	3:Z:296:ILE:HG12	2.31	0.50
3:Z:431:ILE:HD12	3:Z:431:ILE:N	2.25	0.50
1:0:132:VAL:CG1	1:0:279:ILE:CA	2.87	0.50
2:1:481:PRO:N	2:1:482:PRO:CD	2.75	0.50
3:2:178:MET:HA	3:2:207:MET:HB3	1.94	0.50
3:2:396:ALA:HA	3:2:399:TRP:CD1	2.47	0.50
4:3:131:VAL:O	4:3:131:VAL:HG12	2.12	0.50
4:3:188:ARG:NH2	4:3:210:PHE:CE2	2.80	0.50
4:3:250:LYS:C	4:3:253:LEU:HB3	2.32	0.50
4:3:304:LEU:HD12	4:3:307:SER:OG	2.12	0.50
3:A:276:LYS:H	3:A:276:LYS:CD	2.22	0.50
3:A:397:GLU:HA	3:A:400:LYS:CD	2.42	0.50
3:A:420:ILE:O	3:A:424:SER:N	2.41	0.50
1:B:40:LEU:CA	1:B:52:THR:HG23	2.41	0.50
1:B:147:LYS:HB2	1:B:206:ASP:HA	1.94	0.50
2:C:110:VAL:HG13	2:C:120:TRP:CA	2.42	0.50
2:C:142:GLN:CG	2:C:143:ASN:N	2.53	0.50
2:C:144:CYS:SG	2:C:146:LEU:CD1	2.94	0.50
2:C:317:PRO:HG2	2:C:447:ASN:ND2	2.26	0.50
2:C:317:PRO:HG2	2:C:447:ASN:CG	2.32	0.50
3:D:17:LYS:CE	3:D:84:ASP:HA	2.41	0.50
3:D:51:GLU:HG3	3:D:125:LYS:HG3	1.93	0.50
3:D:144:MET:O	3:D:203:TYR:HD1	1.93	0.50
3:D:145:LYS:NZ	3:D:200:ASP:OD2	2.43	0.50
4:E:134:PHE:CD2	4:E:280:PRO:HG2	2.46	0.50
3:F:38:ILE:HD12	3:F:38:ILE:N	2.27	0.50
3:F:56:LEU:CD1	3:F:90:LEU:HD13	2.42	0.50
3:F:146:LEU:HD22	3:F:203:TYR:CZ	2.47	0.50
3:F:228:LEU:HD13	3:F:249:VAL:CG2	2.42	0.50
3:F:381:TYR:N	3:F:381:TYR:HD1	2.09	0.50
1:G:26:GLY:O	1:G:28:LYS:CE	2.59	0.50
1:G:408:ILE:CG2	1:G:409:LYS:H	2.23	0.50
2:H:104:VAL:O	2:H:123:PRO:HG2	2.11	0.50
2:H:153:TYR:CB	2:H:158:ILE:HB	2.39	0.50

Continued on next page...

Continued from previous page...

Atom-1	Atom-2	Interatomic distance (Å)	Clash overlap (Å)
3:I:35:LEU:CD2	3:I:164:ARG:NH1	2.64	0.50
3:I:240:GLY:C	3:I:242:LYS:N	2.64	0.50
3:I:305:THR:HB	3:I:401:TYR:HD2	1.76	0.50
4:J:11:LEU:HA	4:J:14:TYR:HB2	1.94	0.50
4:J:44:GLU:CD	4:J:129:ILE:CG2	2.80	0.50
4:J:195:ASN:HB3	4:J:204:ASP:HA	1.92	0.50
4:J:436:ASN:HA	4:J:439:TRP:CD1	2.46	0.50
3:K:56:LEU:CD1	3:K:90:LEU:HD13	2.42	0.50
3:K:102:ILE:HG21	1:L:149:TYR:HD2	1.75	0.50
3:K:130:ILE:C	3:K:131:ILE:O	2.49	0.50
3:K:187:TRP:CE2	3:K:196:THR:CG2	2.88	0.50
3:K:242:LYS:HZ3	1:L:312:HIS:CE1	2.30	0.50
3:K:301:ARG:O	3:K:301:ARG:HG3	2.11	0.50
3:K:410:LEU:CD1	3:K:414:PHE:HD2	2.25	0.50
1:L:92:LEU:HD22	1:L:146:PHE:HA	1.94	0.50
1:L:444:ILE:CG2	1:L:445:THR:N	2.75	0.50
2:M:149:THR:HB	2:M:214:ASP:HA	1.94	0.50
2:M:317:PRO:HG2	2:M:447:ASN:CG	2.32	0.50
2:M:469:THR:O	2:M:473:PHE:N	2.43	0.50
3:N:63:VAL:O	3:N:66:ARG:HD2	2.10	0.50
3:N:201:ILE:CG2	3:N:203:TYR:CE1	2.93	0.50
4:O:217:LYS:N	4:O:218:PRO:CD	2.74	0.50
3:P:62:ASP:HB3	3:P:65:LEU:CD1	2.42	0.50
3:P:285:VAL:CG1	3:P:286:ILE:HG13	2.42	0.50
3:P:376:ILE:HG23	3:P:380:LYS:HE2	1.94	0.50
1:Q:40:LEU:CA	1:Q:52:THR:HG23	2.41	0.50
1:Q:45:GLU:OE2	1:Q:277:VAL:HB	2.10	0.50
1:Q:67:TRP:C	1:Q:72:TYR:HB2	2.32	0.50
1:Q:97:ASP:N	1:Q:125:ARG:O	2.45	0.50
1:Q:247:GLU:C	1:Q:249:MET:N	2.65	0.50
1:Q:286:PHE:HA	1:Q:289:ILE:HG12	1.93	0.50
2:R:4:GLU:HA	2:R:72:SER:OG	2.11	0.50
2:R:63:TYR:HD1	2:R:64:ASP:N	2.10	0.50
2:R:104:VAL:O	2:R:123:PRO:HG2	2.11	0.50
2:R:149:THR:HB	2:R:214:ASP:HA	1.94	0.50
3:S:187:TRP:CZ2	3:S:196:THR:HA	2.42	0.50
3:S:242:LYS:HB2	3:S:245:LEU:CB	2.42	0.50
4:T:182:GLU:N	4:T:183:TRP:CE3	2.79	0.50
4:T:436:ASN:HA	4:T:439:TRP:CD1	2.46	0.50
4:T:436:ASN:CA	4:T:439:TRP:HE1	2.15	0.50
3:U:38:ILE:HD12	3:U:38:ILE:N	2.27	0.50

Continued on next page...

Continued from previous page...

Atom-1	Atom-2	Interatomic distance (Å)	Clash overlap (Å)
3:U:64:ARG:CA	3:U:66:ARG:NH1	2.63	0.50
3:U:94:ASN:C	3:U:94:ASN:ND2	2.65	0.50
3:U:221:PRO:CB	3:U:224:LEU:HD23	2.42	0.50
1:V:17:PRO:HG2	1:V:18:LYS:H	1.76	0.50
2:W:449:VAL:HG12	2:W:452:THR:CB	2.41	0.50
3:X:46:VAL:HA	3:X:272:PRO:CD	2.39	0.50
3:X:239:SER:HB2	3:X:242:LYS:CE	2.37	0.50
4:Y:90:VAL:HA	4:Y:99:PHE:CE1	2.39	0.50
4:Y:449:ALA:HA	4:Y:452:TRP:CG	2.46	0.50
3:Z:38:ILE:HD12	3:Z:38:ILE:H	1.76	0.50
3:Z:38:ILE:HD12	3:Z:38:ILE:N	2.27	0.50
3:Z:67:TRP:HB3	3:Z:71:ASP:HB3	1.94	0.50
3:Z:166:ASP:HB2	3:Z:181:TYR:CG	2.46	0.50
3:Z:252:SER:O	3:Z:256:PHE:CG	2.63	0.50
1:0:60:TRP:CZ2	1:0:85:VAL:HG11	2.46	0.50
1:0:226:VAL:HG23	1:0:227:PRO:HD3	1.88	0.50
1:0:241:LEU:HD13	2:1:314:PHE:CE1	2.47	0.50
1:0:438:LEU:O	1:0:442:ILE:HD12	2.12	0.50
1:0:438:LEU:CA	1:0:441:TYR:HB3	2.29	0.50
2:1:37:LEU:O	2:1:178:ILE:HG21	2.12	0.50
3:2:63:VAL:O	3:2:66:ARG:HD2	2.10	0.50
3:2:283:ILE:N	3:2:286:ILE:HD12	2.27	0.50
4:3:35:THR:HG23	4:3:175:GLU:CD	2.30	0.50
4:3:172:ILE:HG23	4:3:175:GLU:H	1.77	0.50
3:A:46:VAL:HG23	3:A:271:VAL:HA	1.94	0.50
3:A:48:GLN:HB3	3:A:130:ILE:HD12	1.93	0.50
3:A:133:THR:O	3:A:133:THR:CG2	2.57	0.50
3:A:135:PHE:CZ	3:A:210:ILE:HG23	2.47	0.50
3:A:413:VAL:HA	3:A:416:LEU:HB2	1.93	0.50
1:B:38:THR:HG1	1:B:39:SER:H	1.60	0.50
1:B:306:HIS:O	1:B:312:HIS:C	2.50	0.50
1:B:444:ILE:CG2	1:B:445:THR:N	2.75	0.50
3:D:33:VAL:HG13	3:D:201:ILE:HD12	1.94	0.50
3:D:186:HIS:CG	3:D:187:TRP:H	2.30	0.50
4:E:55:ILE:HG13	4:E:55:ILE:O	2.11	0.50
4:E:81:SER:O	4:E:83:LEU:N	2.44	0.50
4:E:229:CYS:O	4:E:233:SER:N	2.30	0.50
3:F:56:LEU:HD23	3:F:57:ARG:H	1.76	0.50
3:F:135:PHE:CZ	3:F:210:ILE:HG23	2.47	0.50
3:F:187:TRP:NE1	3:F:196:THR:HG23	2.27	0.50
3:F:212:LEU:HA	3:F:215:VAL:HG21	1.94	0.50

Continued on next page...

Continued from previous page...

Atom-1	Atom-2	Interatomic distance (Å)	Clash overlap (Å)
3:F:257:LEU:CD1	3:F:285:VAL:CG2	2.86	0.50
3:F:285:VAL:CG1	3:F:286:ILE:HG13	2.42	0.50
3:F:292:THR:CG2	3:F:296:ILE:HD11	2.41	0.50
1:G:35:LEU:HD23	1:G:35:LEU:N	2.27	0.50
1:G:97:ASP:N	1:G:125:ARG:O	2.45	0.50
1:G:220:TYR:HE2	2:H:279:PRO:HB2	1.65	0.50
1:G:235:ALA:HB1	1:G:239:PHE:HE2	1.73	0.50
1:G:256:LEU:HD11	1:G:298:SER:O	2.11	0.50
1:G:298:SER:O	1:G:301:VAL:HG23	2.11	0.50
1:G:306:HIS:O	1:G:312:HIS:C	2.50	0.50
2:H:83:ARG:HB3	2:H:85:GLU:OE1	2.11	0.50
2:H:149:THR:HB	2:H:214:ASP:HA	1.94	0.50
2:H:234:THR:N	2:H:235:PRO:CD	2.75	0.50
2:H:317:PRO:HG2	2:H:447:ASN:ND2	2.26	0.50
3:I:214:PHE:HA	3:I:217:ASN:OD1	2.12	0.50
3:I:275:GLY:O	3:I:277:TYR:N	2.44	0.50
3:I:285:VAL:C	3:I:287:SER:N	2.65	0.50
3:I:296:ILE:HA	3:I:299:HIS:HB3	1.88	0.50
3:I:298:THR:O	3:I:301:ARG:CG	2.60	0.50
4:J:38:ASN:O	4:J:51:THR:HG23	2.12	0.50
4:J:81:SER:OG	4:J:82:GLU:N	2.39	0.50
4:J:209:ILE:HG12	4:J:211:PHE:CE1	2.42	0.50
3:K:228:LEU:HD13	3:K:249:VAL:CG2	2.42	0.50
3:K:292:THR:CG2	3:K:296:ILE:HD11	2.41	0.50
1:L:48:GLU:O	1:L:48:GLU:HG3	2.12	0.50
1:L:279:ILE:CG2	1:L:280:ILE:N	2.48	0.50
1:L:311:THR:O	1:L:312:HIS:CB	2.60	0.50
1:L:431:VAL:HG23	1:L:433:MET:H	1.77	0.50
1:L:459:SER:HA	1:L:463:PRO:HG2	1.93	0.50
2:M:33:ILE:O	2:M:159:SER:O	2.29	0.50
2:M:289:GLY:O	2:M:293:MET:SD	2.70	0.50
2:M:429:ILE:HG13	2:M:430:VAL:H	1.74	0.50
3:N:7:LEU:HD11	3:N:70:ALA:HB1	1.90	0.50
3:N:60:TRP:HZ3	3:N:116:ILE:HG13	1.71	0.50
3:N:75:ILE:O	3:N:76:LYS:C	2.50	0.50
3:N:296:ILE:HG22	3:N:299:HIS:ND1	2.27	0.50
3:N:305:THR:HB	3:N:401:TYR:HD2	1.75	0.50
4:O:44:GLU:CD	4:O:129:ILE:CG2	2.80	0.50
4:O:195:ASN:HB3	4:O:204:ASP:HA	1.92	0.50
3:P:38:ILE:HD12	3:P:38:ILE:N	2.27	0.50
3:P:150:THR:HG23	3:P:151:TYR:CE1	2.47	0.50

Continued on next page...

Continued from previous page...

Atom-1	Atom-2	Interatomic distance (Å)	Clash overlap (Å)
3:P:239:SER:CB	1:Q:312:HIS:HA	2.42	0.50
3:P:262:GLU:O	3:P:265:PRO:CD	2.58	0.50
3:P:420:ILE:HG13	3:P:421:GLY:H	1.72	0.50
1:Q:256:LEU:HD11	1:Q:298:SER:O	2.11	0.50
2:R:184:PHE:HE1	2:R:190:TRP:CE2	2.30	0.50
2:R:195:LYS:CE	2:R:217:PHE:HB3	2.32	0.50
2:R:275:SER:O	2:R:278:LEU:HB3	2.12	0.50
3:S:296:ILE:HG22	3:S:299:HIS:ND1	2.27	0.50
3:S:392:SER:O	3:S:395:ALA:HB3	2.11	0.50
4:T:38:ASN:O	4:T:51:THR:HG23	2.12	0.50
4:T:116:TYR:HD1	4:T:117:TRP:N	2.10	0.50
4:T:138:TRP:HB2	4:T:213:ILE:CG1	2.41	0.50
4:T:209:ILE:HG12	4:T:211:PHE:CE1	2.42	0.50
4:T:238:LEU:O	4:T:242:LEU:N	2.38	0.50
3:U:33:VAL:HG23	3:U:158:ILE:HG12	1.89	0.50
3:U:150:THR:HG23	3:U:151:TYR:CE1	2.47	0.50
3:U:397:GLU:HA	3:U:400:LYS:CD	2.42	0.50
3:U:420:ILE:HG13	3:U:421:GLY:H	1.72	0.50
1:V:53:SER:C	1:V:54:VAL:HG13	2.32	0.50
1:V:67:TRP:C	1:V:72:TYR:HB2	2.32	0.50
1:V:92:LEU:HD22	1:V:146:PHE:HA	1.94	0.50
1:V:311:THR:O	1:V:312:HIS:CB	2.60	0.50
2:W:149:THR:OG1	2:W:150:ALA:N	2.43	0.50
3:X:53:ASN:CB	3:X:123:ILE:HG12	2.35	0.50
3:X:186:HIS:CG	3:X:187:TRP:H	2.30	0.50
4:Y:116:TYR:HD1	4:Y:117:TRP:N	2.10	0.50
4:Y:273:PRO:CG	4:Y:274:GLU:H	2.24	0.50
4:Y:436:ASN:HA	4:Y:439:TRP:CD1	2.46	0.50
3:Z:35:LEU:HD13	3:Z:203:TYR:CE2	2.46	0.50
3:Z:134:HIS:O	3:Z:136:PRO:HD2	2.09	0.50
3:Z:221:PRO:CB	3:Z:224:LEU:HD23	2.42	0.50
3:Z:397:GLU:HA	3:Z:400:LYS:CD	2.41	0.50
1:0:261:VAL:CG1	1:0:262:PHE:HD1	2.19	0.50
2:1:3:GLU:O	2:1:3:GLU:CG	2.59	0.50
2:1:113:ARG:HB3	2:1:114:PRO:CD	2.40	0.50
2:1:241:PHE:CZ	3:2:293:VAL:CG2	2.92	0.50
2:1:259:THR:OG1	3:2:244:THR:OG1	2.16	0.50
2:1:289:GLY:C	2:1:293:MET:HE2	2.32	0.50
3:2:7:LEU:HD11	3:2:70:ALA:HB1	1.90	0.50
3:2:101:ALA:O	3:2:102:ILE:CD1	2.60	0.50
3:2:229:THR:HA	3:2:232:VAL:HG21	1.92	0.50

Continued on next page...

Continued from previous page...

Atom-1	Atom-2	Interatomic distance (Å)	Clash overlap (Å)
3:2:419:ILE:HD11	3:2:420:ILE:HG23	1.94	0.50
4:3:6:LEU:CD2	4:3:67:ASN:OD1	2.60	0.50
4:3:195:ASN:HB3	4:3:204:ASP:CA	2.42	0.50
3:A:35:LEU:HD13	3:A:203:TYR:CZ	2.47	0.50
3:A:35:LEU:HD13	3:A:203:TYR:CE2	2.46	0.50
3:A:90:LEU:HD13	3:A:100:PHE:CE2	2.41	0.50
3:A:296:ILE:HD13	3:A:296:ILE:N	2.27	0.50
3:A:410:LEU:CD1	3:A:414:PHE:HD2	2.25	0.50
2:C:9:ASN:C	2:C:12:LEU:HG	2.32	0.50
2:C:481:PRO:N	2:C:482:PRO:CD	2.75	0.50
3:D:134:HIS:CE1	3:D:209:ARG:CD	2.75	0.50
3:D:227:PHE:O	3:D:227:PHE:HD1	1.94	0.50
3:D:227:PHE:C	3:D:227:PHE:HD1	2.15	0.50
3:D:389:ASP:O	3:D:393:SER:OG	2.22	0.50
3:D:405:VAL:O	3:D:405:VAL:HG12	2.12	0.50
4:E:272:VAL:HG22	4:E:272:VAL:O	2.12	0.50
4:E:436:ASN:HA	4:E:439:TRP:CD1	2.46	0.50
3:F:94:ASN:C	3:F:94:ASN:ND2	2.65	0.50
3:F:239:SER:CB	1:G:312:HIS:HA	2.42	0.50
1:G:60:TRP:CH2	1:G:85:VAL:HG11	2.47	0.50
1:G:235:ALA:HB1	1:G:239:PHE:CZ	2.47	0.50
1:G:431:VAL:HG23	1:G:433:MET:H	1.77	0.50
2:H:2:ASN:O	2:H:72:SER:HB3	2.11	0.50
2:H:7:LEU:HD23	2:H:10:ASP:CB	2.37	0.50
2:H:11:LEU:C	2:H:13:ILE:N	2.65	0.50
2:H:63:TYR:HD1	2:H:64:ASP:N	2.10	0.50
3:I:396:ALA:HA	3:I:399:TRP:CD1	2.47	0.50
4:J:6:LEU:CD2	4:J:67:ASN:OD1	2.60	0.50
4:J:104:TYR:N	4:J:104:TYR:HD1	2.07	0.50
4:J:116:TYR:HD1	4:J:117:TRP:N	2.10	0.50
3:K:46:VAL:HG23	3:K:271:VAL:HA	1.94	0.50
3:K:135:PHE:CZ	3:K:210:ILE:HG23	2.47	0.50
3:K:285:VAL:CG1	3:K:286:ILE:HG13	2.42	0.50
1:L:147:LYS:HB2	1:L:206:ASP:HA	1.94	0.50
1:L:261:VAL:CG1	1:L:262:PHE:HD1	2.19	0.50
1:L:438:LEU:HD23	1:L:441:TYR:HB3	1.94	0.50
2:M:481:PRO:N	2:M:482:PRO:CD	2.75	0.50
3:N:214:PHE:HA	3:N:217:ASN:OD1	2.12	0.50
3:N:283:ILE:N	3:N:286:ILE:HD12	2.27	0.50
3:N:396:ALA:HA	3:N:399:TRP:CD1	2.47	0.50
4:O:75:ASP:O	4:O:110:TYR:CD1	2.65	0.50

Continued on next page...

Continued from previous page...

Atom-1	Atom-2	Interatomic distance (Å)	Clash overlap (Å)
4:O:79:ILE:CG1	4:O:80:PRO:HD2	2.41	0.50
4:O:138:TRP:HB2	4:O:213:ILE:CG1	2.41	0.50
4:O:436:ASN:CA	4:O:439:TRP:HE1	2.15	0.50
3:P:87:LEU:N	3:P:87:LEU:CD2	2.59	0.50
3:P:145:LYS:HZ3	3:P:202:THR:CG2	2.22	0.50
3:P:292:THR:CG2	3:P:296:ILE:HD11	2.41	0.50
1:Q:135:PHE:N	1:Q:136:PRO:HD2	2.27	0.50
1:Q:136:PRO:O	1:Q:139:TRP:N	2.43	0.50
1:Q:298:SER:O	1:Q:301:VAL:HG23	2.11	0.50
2:R:2:ASN:ND2	2:R:71:ALA:CB	2.72	0.50
2:R:58:MET:O	2:R:58:MET:CG	2.57	0.50
2:R:90:PRO:HD2	2:R:120:TRP:HZ3	1.73	0.50
2:R:149:THR:OG1	2:R:150:ALA:N	2.44	0.50
2:R:469:THR:O	2:R:473:PHE:CB	2.58	0.50
3:S:214:PHE:HA	3:S:217:ASN:OD1	2.12	0.50
3:S:229:THR:HA	3:S:232:VAL:HG21	1.92	0.50
3:S:266:SER:O	3:S:270:ALA:HB2	2.12	0.50
4:T:36:LEU:HD12	4:T:173:ASP:CG	2.29	0.50
4:T:91:LEU:H	4:T:95:VAL:HG21	1.74	0.50
4:T:134:PHE:CD2	4:T:280:PRO:HG2	2.47	0.50
4:T:191:LYS:N	4:T:209:ILE:CG2	2.70	0.50
3:U:35:LEU:HD13	3:U:203:TYR:CZ	2.47	0.50
3:U:45:GLU:OE2	3:U:135:PHE:HB2	2.11	0.50
3:U:56:LEU:CD1	3:U:90:LEU:HD13	2.42	0.50
3:U:187:TRP:CZ3	3:U:189:TYR:HB3	2.46	0.50
3:U:305:THR:CB	3:U:401:TYR:HB3	2.37	0.50
1:V:60:TRP:CH2	1:V:85:VAL:HG11	2.46	0.50
1:V:185:GLN:C	1:V:216:LYS:HZ2	2.15	0.50
1:V:192:PRO:CD	1:V:210:TYR:HB2	2.42	0.50
1:V:241:LEU:N	1:V:242:PRO:CD	2.74	0.50
1:V:247:GLU:C	1:V:249:MET:N	2.65	0.50
1:V:253:ILE:CG1	1:V:302:LEU:HD11	2.41	0.50
1:V:306:HIS:O	1:V:312:HIS:C	2.50	0.50
2:W:289:GLY:O	2:W:293:MET:SD	2.70	0.50
3:X:33:VAL:HG13	3:X:201:ILE:HD12	1.94	0.50
4:Y:36:LEU:N	4:Y:175:GLU:OE2	2.42	0.50
4:Y:140:ASN:ND2	4:Y:212:LEU:H	2.08	0.50
3:Z:179:LYS:CE	3:Z:208:GLN:CD	2.76	0.50
3:Z:249:VAL:HG13	3:Z:253:LEU:CD2	2.42	0.50
1:O:129:THR:N	1:O:142:CYS:SG	2.84	0.49
1:O:253:ILE:HB	3:Z:245:LEU:CD2	2.41	0.49

Continued on next page...

Continued from previous page...

Atom-1	Atom-2	Interatomic distance (Å)	Clash overlap (Å)
1:0:253:ILE:CG1	1:0:302:LEU:HD11	2.41	0.49
1:0:444:ILE:CG2	1:0:445:THR:N	2.75	0.49
2:1:64:ASP:HB3	2:1:67:LEU:CB	2.42	0.49
2:1:317:PRO:HG2	2:1:447:ASN:ND2	2.26	0.49
3:2:33:VAL:HG12	3:2:158:ILE:HG22	1.93	0.49
3:2:186:HIS:CG	3:2:187:TRP:H	2.30	0.49
3:2:242:LYS:HB2	3:2:245:LEU:CB	2.42	0.49
4:3:76:LEU:HD13	3:Z:155:LYS:CE	2.42	0.49
4:3:172:ILE:CG2	4:3:175:GLU:N	2.75	0.49
4:3:239:VAL:O	4:3:243:PRO:HD3	2.12	0.49
3:A:79:ARG:NH1	3:A:107:LYS:HZ2	2.07	0.49
3:A:94:ASN:C	3:A:94:ASN:ND2	2.65	0.49
3:A:376:ILE:HG23	3:A:380:LYS:HE2	1.94	0.49
1:B:152:ASP:CB	1:B:203:SER:CB	2.82	0.49
2:C:37:LEU:O	2:C:178:ILE:HG21	2.12	0.49
2:C:83:ARG:HB3	2:C:85:GLU:OE1	2.11	0.49
2:C:303:VAL:HA	2:C:306:CYS:SG	2.51	0.49
3:D:20:ARG:CG	3:D:20:ARG:NH1	2.38	0.49
3:D:47:ASN:C	3:D:48:GLN:HG2	2.32	0.49
3:D:283:ILE:N	3:D:286:ILE:HD12	2.27	0.49
4:E:2:GLU:HA	4:E:5:ARG:CG	2.38	0.49
4:E:19:LYS:HZ3	4:E:154:GLU:HB2	1.73	0.49
4:E:30:VAL:O	4:E:158:GLN:CG	2.60	0.49
4:E:217:LYS:N	4:E:218:PRO:CD	2.74	0.49
3:F:226:SER:O	3:F:230:VAL:CG2	2.56	0.49
3:F:376:ILE:HG23	3:F:380:LYS:HE2	1.94	0.49
3:F:416:LEU:O	3:F:420:ILE:HG12	2.11	0.49
1:G:48:GLU:HG3	1:G:48:GLU:O	2.12	0.49
1:G:60:TRP:CZ2	1:G:85:VAL:HG11	2.46	0.49
1:G:281:ILE:N	1:G:281:ILE:CD1	2.75	0.49
1:G:311:THR:O	1:G:312:HIS:CB	2.60	0.49
2:H:33:ILE:HD12	2:H:158:ILE:CD1	2.42	0.49
2:H:35:LEU:HD22	2:H:215:VAL:CG2	2.40	0.49
2:H:49:ASP:C	2:H:50:GLU:CG	2.81	0.49
2:H:137:PHE:CE1	2:H:288:ILE:HG22	2.46	0.49
2:H:289:GLY:O	2:H:293:MET:SD	2.70	0.49
2:H:317:PRO:HG2	2:H:447:ASN:CG	2.32	0.49
2:H:481:PRO:N	2:H:482:PRO:CD	2.75	0.49
4:J:138:TRP:HB2	4:J:213:ILE:CG1	2.41	0.49
1:L:132:VAL:CG1	1:L:279:ILE:CA	2.87	0.49
1:L:306:HIS:O	1:L:312:HIS:C	2.50	0.49

Continued on next page...

Continued from previous page...

Atom-1	Atom-2	Interatomic distance (Å)	Clash overlap (Å)
2:M:38:THR:HG1	2:M:178:ILE:HD13	1.73	0.49
2:M:64:ASP:HB3	2:M:67:LEU:CB	2.42	0.49
3:N:186:HIS:CG	3:N:187:TRP:H	2.30	0.49
4:O:1:ASN:C	4:O:3:GLU:H	2.14	0.49
4:O:11:LEU:HA	4:O:14:TYR:HB2	1.94	0.49
4:O:200:LYS:HG3	4:O:200:LYS:O	2.12	0.49
4:O:294:LEU:CA	4:O:297:VAL:HG23	2.41	0.49
4:O:302:ILE:O	4:O:306:VAL:N	2.44	0.49
3:P:209:ARG:CG	3:P:210:ILE:N	2.69	0.49
3:P:252:SER:O	3:P:256:PHE:CG	2.63	0.49
1:Q:129:THR:N	1:Q:142:CYS:SG	2.84	0.49
1:Q:443:PHE:C	1:Q:447:CYS:HG	2.05	0.49
2:R:33:ILE:HD12	2:R:158:ILE:CD1	2.42	0.49
2:R:39:LEU:HD21	2:R:180:ASP:OD1	2.12	0.49
3:S:280:PHE:HB3	3:S:284:PHE:CE2	2.46	0.49
4:T:59:TRP:CH2	4:T:107:VAL:CG1	2.76	0.49
4:T:146:ARG:HD2	4:T:205:PHE:CD2	2.47	0.49
3:U:56:LEU:CD2	3:U:57:ARG:N	2.73	0.49
3:U:124:PHE:C	3:U:124:PHE:HD1	2.13	0.49
3:U:227:PHE:O	3:U:230:VAL:HB	2.11	0.49
3:U:303:PRO:CB	3:U:400:LYS:CE	2.86	0.49
3:U:381:TYR:N	3:U:381:TYR:HD1	2.09	0.49
1:V:7:LEU:CD1	1:V:68:ASP:HB2	2.40	0.49
1:V:298:SER:O	1:V:301:VAL:HG23	2.11	0.49
2:W:94:LEU:HB2	2:W:98:ASN:CB	2.33	0.49
2:W:245:LEU:O	2:W:249:LEU:N	2.39	0.49
2:W:427:ASN:CA	2:W:430:VAL:HG23	2.38	0.49
3:X:229:THR:O	3:X:233:PHE:CD2	2.65	0.49
3:X:242:LYS:HB2	3:X:245:LEU:CB	2.42	0.49
3:X:396:ALA:HA	3:X:399:TRP:CD1	2.47	0.49
4:Y:55:ILE:HG13	4:Y:55:ILE:O	2.11	0.49
4:Y:79:ILE:CG1	4:Y:80:PRO:HD2	2.41	0.49
3:Z:45:GLU:OE2	3:Z:135:PHE:HB2	2.11	0.49
3:Z:63:VAL:O	3:Z:66:ARG:CD	2.46	0.49
3:Z:90:LEU:HD13	3:Z:100:PHE:CE2	2.41	0.49
1:0:38:THR:HG1	1:0:39:SER:H	1.57	0.49
2:1:30:VAL:CG2	2:1:158:ILE:H	2.21	0.49
2:1:70:ASN:O	2:1:74:TYR:N	2.42	0.49
2:1:180:ASP:HB3	2:1:219:LEU:HD13	1.95	0.49
3:2:53:ASN:HD22	3:2:123:ILE:CG1	2.25	0.49
4:3:91:LEU:H	4:3:95:VAL:CB	2.25	0.49

Continued on next page...

Continued from previous page...

Atom-1	Atom-2	Interatomic distance (Å)	Clash overlap (Å)
4:3:200:LYS:O	4:3:200:LYS:HG3	2.12	0.49
4:3:217:LYS:N	4:3:218:PRO:CD	2.74	0.49
4:3:264:PHE:N	4:3:264:PHE:HD1	2.09	0.49
3:A:20:ARG:HG3	3:A:22:VAL:HG23	1.94	0.49
3:A:56:LEU:CD1	3:A:90:LEU:HD13	2.42	0.49
3:A:56:LEU:CD2	3:A:57:ARG:N	2.73	0.49
3:A:124:PHE:C	3:A:124:PHE:HD1	2.13	0.49
3:A:150:THR:HG23	3:A:151:TYR:CE1	2.47	0.49
1:B:45:GLU:OE2	1:B:277:VAL:O	2.29	0.49
1:B:238:VAL:O	1:B:242:PRO:HD3	2.11	0.49
1:B:416:GLU:OE2	2:C:433:ILE:CG2	2.60	0.49
1:B:438:LEU:HD23	1:B:441:TYR:HB3	1.94	0.49
1:B:438:LEU:CA	1:B:441:TYR:HB3	2.29	0.49
2:C:134:VAL:O	2:C:134:VAL:HG12	2.11	0.49
2:C:137:PHE:CE1	2:C:288:ILE:HG22	2.46	0.49
2:C:276:GLN:N	2:C:276:GLN:OE1	2.45	0.49
2:C:289:GLY:O	2:C:293:MET:SD	2.70	0.49
3:D:46:VAL:HA	3:D:272:PRO:CD	2.39	0.49
3:D:101:ALA:O	3:D:102:ILE:CD1	2.60	0.49
4:E:6:LEU:CD2	4:E:67:ASN:OD1	2.60	0.49
4:E:91:LEU:H	4:E:95:VAL:HG21	1.74	0.49
3:F:67:TRP:CG	3:F:71:ASP:CB	2.90	0.49
3:F:167:LEU:HD12	3:F:178:MET:HB2	0.59	0.49
3:F:252:SER:O	3:F:256:PHE:CG	2.63	0.49
3:F:264:ILE:O	3:F:267:THR:HB	2.12	0.49
3:F:379:VAL:HA	3:F:382:ILE:CD1	2.38	0.49
1:G:28:LYS:CE	1:G:154:SER:O	2.60	0.49
1:G:192:PRO:CD	1:G:210:TYR:HB2	2.42	0.49
1:G:247:GLU:C	1:G:249:MET:N	2.65	0.49
1:G:286:PHE:HA	1:G:289:ILE:HG12	1.93	0.49
2:H:2:ASN:ND2	2:H:71:ALA:CB	2.72	0.49
2:H:39:LEU:HD21	2:H:180:ASP:OD1	2.12	0.49
2:H:481:PRO:HA	2:H:484:LYS:HZ3	1.77	0.49
3:I:78:ILE:CD1	3:I:110:LEU:CB	2.86	0.49
3:I:296:ILE:HG22	3:I:299:HIS:ND1	2.27	0.49
4:J:35:THR:HG23	4:J:175:GLU:CD	2.30	0.49
4:J:302:ILE:O	4:J:306:VAL:N	2.44	0.49
3:K:128:CYS:CB	3:K:144:MET:CE	2.87	0.49
3:K:199:LEU:C	3:K:200:ASP:OD1	2.49	0.49
3:K:381:TYR:N	3:K:381:TYR:HD1	2.09	0.49
1:L:45:GLU:OE2	1:L:277:VAL:O	2.29	0.49

Continued on next page...

Continued from previous page...

Atom-1	Atom-2	Interatomic distance (Å)	Clash overlap (Å)
1:L:51:THR:OG1	1:L:125:ARG:NH1	2.45	0.49
1:L:147:LYS:HZ2	1:L:205:GLU:HA	1.76	0.49
1:L:185:GLN:C	1:L:216:LYS:HZ2	2.15	0.49
2:M:2:ASN:O	2:M:72:SER:HB3	2.11	0.49
2:M:35:LEU:HD22	2:M:215:VAL:CG2	2.40	0.49
3:N:56:LEU:H	3:N:120:PRO:HD2	1.73	0.49
3:N:392:SER:O	3:N:395:ALA:HB3	2.11	0.49
4:O:91:LEU:H	4:O:95:VAL:CB	2.25	0.49
4:O:272:VAL:O	4:O:272:VAL:HG22	2.12	0.49
3:P:305:THR:O	3:P:306:HIS:CG	2.65	0.49
1:Q:48:GLU:O	1:Q:48:GLU:HG3	2.12	0.49
1:Q:129:THR:C	1:Q:131:LYS:H	2.13	0.49
1:Q:408:ILE:CG2	1:Q:409:LYS:H	2.24	0.49
2:R:49:ASP:C	2:R:50:GLU:CG	2.81	0.49
2:R:245:LEU:HD13	3:S:297:ASN:OD1	2.12	0.49
2:R:307:GLY:HA2	2:R:310:LEU:CD2	2.26	0.49
3:S:17:LYS:CE	3:S:84:ASP:HA	2.41	0.49
3:S:38:ILE:O	3:S:38:ILE:CG2	2.59	0.49
3:S:53:ASN:HD22	3:S:123:ILE:CG1	2.25	0.49
3:S:101:ALA:O	3:S:102:ILE:CD1	2.60	0.49
3:S:227:PHE:C	3:S:227:PHE:HD1	2.15	0.49
3:S:229:THR:O	3:S:233:PHE:CD2	2.65	0.49
4:T:11:LEU:HA	4:T:14:TYR:HB2	1.94	0.49
4:T:75:ASP:O	4:T:110:TYR:CD1	2.65	0.49
4:T:76:LEU:HD23	4:T:77:VAL:N	2.27	0.49
4:T:172:ILE:HG23	4:T:175:GLU:H	1.77	0.49
4:T:188:ARG:NH2	4:T:210:PHE:CE2	2.80	0.49
3:U:212:LEU:HA	3:U:215:VAL:HG21	1.94	0.49
1:V:216:LYS:O	1:V:216:LYS:CD	2.50	0.49
1:V:281:ILE:N	1:V:281:ILE:CD1	2.75	0.49
2:W:111:LEU:CB	2:W:119:THR:OG1	2.55	0.49
2:W:317:PRO:HG2	2:W:447:ASN:CG	2.32	0.49
3:X:65:LEU:HB3	3:X:110:LEU:HD11	1.94	0.49
3:X:266:SER:O	3:X:270:ALA:HB2	2.12	0.49
3:X:414:PHE:O	3:X:418:CYS:HB2	2.11	0.49
4:Y:20:PRO:CB	4:Y:61:ASP:CG	2.78	0.49
4:Y:38:ASN:O	4:Y:51:THR:HG23	2.12	0.49
4:Y:103:TYR:CB	4:Y:104:TYR:HD1	2.25	0.49
3:Z:124:PHE:C	3:Z:124:PHE:HD1	2.13	0.49
3:Z:150:THR:HG23	3:Z:151:TYR:CE1	2.47	0.49
3:Z:167:LEU:HD12	3:Z:178:MET:HB2	0.59	0.49

Continued on next page...

Continued from previous page...

Atom-1	Atom-2	Interatomic distance (Å)	Clash overlap (Å)
3:Z:292:THR:CG2	3:Z:296:ILE:HD11	2.41	0.49
1:O:135:PHE:N	1:O:136:PRO:HD2	2.27	0.49
1:O:147:LYS:HB2	1:O:206:ASP:HA	1.94	0.49
1:O:192:PRO:CD	1:O:210:TYR:HB2	2.42	0.49
1:O:235:ALA:HB1	1:O:239:PHE:CZ	2.47	0.49
1:O:311:THR:O	1:O:312:HIS:CB	2.60	0.49
2:1:11:LEU:C	2:1:13:ILE:N	2.65	0.49
2:1:234:THR:N	2:1:235:PRO:CD	2.75	0.49
3:2:266:SER:O	3:2:270:ALA:HB2	2.12	0.49
3:2:296:ILE:HG22	3:2:299:HIS:ND1	2.27	0.49
3:2:298:THR:O	3:2:301:ARG:CG	2.60	0.49
4:3:59:TRP:NE1	4:3:84:LEU:HD23	2.23	0.49
4:3:103:TYR:CB	4:3:104:TYR:HD1	2.25	0.49
4:3:140:ASN:HD21	4:3:211:PHE:CA	2.21	0.49
4:3:209:ILE:HG12	4:3:211:PHE:CE1	2.42	0.49
4:3:216:ARG:O	4:3:217:LYS:HG2	2.12	0.49
4:3:302:ILE:O	4:3:306:VAL:N	2.44	0.49
3:A:82:SER:O	3:A:84:ASP:N	2.46	0.49
3:A:228:LEU:HD13	3:A:249:VAL:CG2	2.42	0.49
1:B:255:ALA:O	1:B:259:LEU:N	2.34	0.49
1:B:431:VAL:HG23	1:B:433:MET:H	1.77	0.49
3:D:38:ILE:O	3:D:38:ILE:CG2	2.59	0.49
3:D:178:MET:HA	3:D:207:MET:HB3	1.94	0.49
3:D:285:VAL:C	3:D:287:SER:N	2.65	0.49
3:D:296:ILE:HG22	3:D:299:HIS:ND1	2.27	0.49
3:D:392:SER:O	3:D:395:ALA:HB3	2.11	0.49
4:E:11:LEU:HA	4:E:14:TYR:HB2	1.94	0.49
3:F:38:ILE:HD12	3:F:38:ILE:H	1.76	0.49
3:F:420:ILE:O	3:F:424:SER:N	2.41	0.49
1:G:67:TRP:C	1:G:72:TYR:HB2	2.32	0.49
2:H:78:SER:O	2:H:79:ILE:CD1	2.55	0.49
2:H:106:TYR:C	2:H:107:PHE:CD1	2.85	0.49
2:H:275:SER:O	2:H:278:LEU:HB3	2.12	0.49
2:H:276:GLN:N	2:H:276:GLN:OE1	2.45	0.49
3:I:89:ASP:CG	3:I:149:TRP:HB3	2.33	0.49
3:I:133:THR:CA	3:I:274:ILE:HG23	2.42	0.49
3:I:201:ILE:CG2	3:I:203:TYR:CE1	2.93	0.49
3:I:266:SER:O	3:I:270:ALA:HB2	2.12	0.49
3:I:414:PHE:O	3:I:418:CYS:HB2	2.12	0.49
4:J:1:ASN:C	4:J:3:GLU:H	2.15	0.49
4:J:103:TYR:CB	4:J:104:TYR:HD1	2.25	0.49

Continued on next page...

Continued from previous page...

Atom-1	Atom-2	Interatomic distance (Å)	Clash overlap (Å)
4:J:172:ILE:CG2	4:J:175:GLU:N	2.75	0.49
4:J:217:LYS:N	4:J:218:PRO:CD	2.74	0.49
4:J:304:LEU:HD12	4:J:307:SER:OG	2.12	0.49
1:L:67:TRP:C	1:L:72:TYR:HB2	2.32	0.49
1:L:92:LEU:CD1	1:L:95:ASN:HB2	2.40	0.49
1:L:192:PRO:HD2	1:L:210:TYR:HB3	1.94	0.49
1:L:444:ILE:CG2	1:L:445:THR:H	2.22	0.49
2:M:67:LEU:O	2:M:67:LEU:HD13	2.13	0.49
2:M:227:PHE:HA	2:M:230:ILE:HG23	1.94	0.49
3:N:51:GLU:HA	3:N:124:PHE:O	2.12	0.49
3:N:65:LEU:HB3	3:N:110:LEU:HD11	1.94	0.49
3:N:405:VAL:O	3:N:405:VAL:HG12	2.12	0.49
3:N:414:PHE:O	3:N:418:CYS:HB2	2.12	0.49
4:O:131:VAL:O	4:O:131:VAL:HG12	2.12	0.49
4:O:172:ILE:CG2	4:O:175:GLU:N	2.75	0.49
4:O:188:ARG:NH2	4:O:210:PHE:CE2	2.80	0.49
3:P:155:LYS:CE	4:T:76:LEU:HD13	2.42	0.49
1:Q:311:THR:O	1:Q:312:HIS:CB	2.60	0.49
1:Q:459:SER:O	1:Q:463:PRO:HB2	2.11	0.49
2:R:42:LEU:CG	2:R:54:THR:CG2	2.84	0.49
2:R:70:ASN:O	2:R:74:TYR:N	2.42	0.49
2:R:83:ARG:HB3	2:R:85:GLU:OE1	2.11	0.49
2:R:110:VAL:HG13	2:R:120:TRP:CA	2.42	0.49
2:R:141:TRP:HB2	2:R:221:ILE:O	2.11	0.49
2:R:154:ASN:CB	2:R:211:ASN:HB3	2.23	0.49
3:S:227:PHE:O	3:S:227:PHE:HD1	1.94	0.49
3:U:27:HIS:O	3:U:28:PHE:CB	2.61	0.49
3:U:151:TYR:CB	3:U:156:VAL:CG1	2.91	0.49
3:U:223:LEU:HA	3:U:226:SER:OG	2.12	0.49
3:U:243:MET:HB3	3:U:306:HIS:ND1	2.28	0.49
3:U:376:ILE:HG23	3:U:380:LYS:HE2	1.94	0.49
1:V:118:TRP:C	1:V:119:HIS:CD2	2.86	0.49
1:V:234:LEU:HA	1:V:237:LEU:HD23	1.92	0.49
1:V:256:LEU:HD11	1:V:298:SER:O	2.11	0.49
1:V:408:ILE:CG2	1:V:409:LYS:H	2.23	0.49
2:W:2:ASN:ND2	2:W:71:ALA:CB	2.72	0.49
2:W:241:PHE:CZ	3:X:293:VAL:CG2	2.92	0.49
3:X:35:LEU:HD12	3:X:54:VAL:CG1	2.36	0.49
3:X:295:VAL:HG23	3:X:296:ILE:N	2.26	0.49
4:Y:33:LYS:HZ1	4:Y:160:SER:CB	2.23	0.49
4:Y:76:LEU:HD23	4:Y:77:VAL:N	2.27	0.49

Continued on next page...

Continued from previous page...

Atom-1	Atom-2	Interatomic distance (Å)	Clash overlap (Å)
4:Y:188:ARG:NH2	4:Y:210:PHE:CE2	2.80	0.49
4:Y:250:LYS:C	4:Y:253:LEU:HB3	2.32	0.49
4:Y:264:PHE:HD1	4:Y:264:PHE:N	2.09	0.49
3:Z:35:LEU:HD13	3:Z:203:TYR:CZ	2.47	0.49
3:Z:285:VAL:CG1	3:Z:286:ILE:HG13	2.42	0.49
3:Z:376:ILE:O	3:Z:379:VAL:HB	2.13	0.49
1:0:224:THR:O	1:0:227:PRO:CD	2.49	0.49
1:0:256:LEU:CD1	1:0:302:LEU:HD22	2.43	0.49
1:0:308:SER:HB2	1:0:312:HIS:H	1.77	0.49
1:0:312:HIS:CE1	3:Z:242:LYS:HZ3	2.31	0.49
2:1:113:ARG:HB2	2:1:117:TYR:O	2.13	0.49
2:1:227:PHE:HA	2:1:230:ILE:HG23	1.94	0.49
2:1:443:VAL:HA	2:1:446:TRP:HD1	1.73	0.49
3:2:33:VAL:HG13	3:2:201:ILE:HD12	1.94	0.49
3:2:78:ILE:CD1	3:2:110:LEU:CB	2.86	0.49
3:2:242:LYS:HB2	3:2:245:LEU:HD12	1.94	0.49
3:2:280:PHE:HB3	3:2:284:PHE:CE2	2.46	0.49
4:3:35:THR:CB	4:3:54:TRP:HE3	2.18	0.49
4:3:76:LEU:HD23	4:3:77:VAL:N	2.28	0.49
4:3:146:ARG:HD2	4:3:205:PHE:CD2	2.47	0.49
3:A:63:VAL:O	3:A:66:ARG:CD	2.46	0.49
3:A:160:PRO:CG	3:A:185:LYS:NZ	2.74	0.49
3:A:221:PRO:CB	3:A:224:LEU:HD23	2.42	0.49
3:A:223:LEU:HA	3:A:226:SER:OG	2.13	0.49
3:A:264:ILE:O	3:A:267:THR:HB	2.12	0.49
3:A:285:VAL:CG1	3:A:286:ILE:HG13	2.42	0.49
3:A:292:THR:CG2	3:A:296:ILE:HD11	2.41	0.49
1:B:147:LYS:HZ2	1:B:205:GLU:HA	1.78	0.49
1:B:308:SER:HB2	1:B:312:HIS:H	1.77	0.49
2:C:141:TRP:HB2	2:C:221:ILE:O	2.11	0.49
2:C:180:ASP:HB3	2:C:219:LEU:HD13	1.95	0.49
3:D:45:GLU:CG	3:D:272:PRO:CG	2.57	0.49
3:D:65:LEU:HB3	3:D:110:LEU:HD11	1.94	0.49
3:D:242:LYS:HB2	3:D:245:LEU:HD12	1.94	0.49
3:D:396:ALA:HA	3:D:399:TRP:CD1	2.47	0.49
4:E:35:THR:HG23	4:E:175:GLU:CD	2.31	0.49
4:E:129:ILE:CG2	4:E:133:TYR:HD2	2.22	0.49
4:E:172:ILE:HG23	4:E:174:PRO:CD	2.43	0.49
4:E:172:ILE:CG1	4:E:174:PRO:HD2	2.21	0.49
4:E:294:LEU:CA	4:E:297:VAL:HG23	2.41	0.49
3:F:82:SER:O	3:F:84:ASP:N	2.46	0.49

Continued on next page...

Continued from previous page...

Atom-1	Atom-2	Interatomic distance (Å)	Clash overlap (Å)
3:F:150:THR:HG23	3:F:151:TYR:CE1	2.47	0.49
3:F:155:LYS:CE	4:J:76:LEU:HD13	2.42	0.49
1:G:38:THR:HG22	1:G:55:PHE:CE1	2.45	0.49
1:G:92:LEU:CD1	1:G:95:ASN:HB2	2.40	0.49
2:H:58:MET:CG	2:H:92:ILE:CD1	2.90	0.49
2:H:64:ASP:HB3	2:H:67:LEU:CB	2.42	0.49
2:H:132:ILE:HG22	2:H:133:ASN:N	2.28	0.49
2:H:245:LEU:C	2:H:249:LEU:HD13	2.30	0.49
2:H:299:VAL:C	2:H:303:VAL:HG23	2.31	0.49
4:J:75:ASP:O	4:J:110:TYR:CD1	2.65	0.49
4:J:76:LEU:HD23	4:J:77:VAL:N	2.27	0.49
4:J:83:LEU:N	4:J:83:LEU:CD2	2.76	0.49
4:J:90:VAL:HG13	4:J:95:VAL:HB	1.94	0.49
4:J:200:LYS:O	4:J:200:LYS:HG3	2.12	0.49
3:K:128:CYS:SG	3:K:144:MET:HE2	2.52	0.49
3:K:221:PRO:CB	3:K:224:LEU:HD23	2.42	0.49
3:K:239:SER:CB	1:L:312:HIS:HA	2.42	0.49
3:K:243:MET:HB3	3:K:306:HIS:ND1	2.28	0.49
3:K:296:ILE:HD13	3:K:296:ILE:N	2.27	0.49
1:L:35:LEU:HD23	1:L:35:LEU:N	2.27	0.49
1:L:308:SER:HB2	1:L:312:HIS:H	1.77	0.49
2:M:434:LYS:HE2	2:M:435:GLU:HG2	1.93	0.49
3:N:53:ASN:HD22	3:N:123:ILE:CG1	2.25	0.49
3:N:227:PHE:C	3:N:227:PHE:HD1	2.15	0.49
4:O:116:TYR:HD1	4:O:117:TRP:N	2.10	0.49
4:O:471:LEU:HD12	4:O:471:LEU:O	2.13	0.49
3:P:243:MET:HB3	3:P:306:HIS:ND1	2.28	0.49
3:P:262:GLU:C	3:P:265:PRO:CD	2.81	0.49
3:P:397:GLU:HA	3:P:400:LYS:CD	2.42	0.49
1:Q:286:PHE:HD1	1:Q:290:LEU:HD12	1.78	0.49
2:R:289:GLY:O	2:R:293:MET:SD	2.70	0.49
3:S:291:VAL:O	3:S:295:VAL:HG22	2.13	0.49
4:T:91:LEU:H	4:T:95:VAL:CB	2.25	0.49
4:T:123:TYR:N	4:T:123:TYR:CD1	2.81	0.49
4:T:195:ASN:HB3	4:T:204:ASP:CA	2.42	0.49
4:T:216:ARG:O	4:T:217:LYS:HG2	2.12	0.49
4:T:303:VAL:HG12	4:T:304:LEU:N	2.26	0.49
3:U:252:SER:O	3:U:256:PHE:CG	2.63	0.49
3:U:285:VAL:CG1	3:U:286:ILE:HG13	2.42	0.49
1:V:235:ALA:HB1	1:V:239:PHE:CZ	2.47	0.49
2:W:429:ILE:HG13	2:W:430:VAL:H	1.74	0.49

Continued on next page...

Continued from previous page...

Atom-1	Atom-2	Interatomic distance (Å)	Clash overlap (Å)
3:X:107:LYS:H	3:X:107:LYS:CD	2.24	0.49
4:Y:31:THR:N	4:Y:58:GLN:O	2.38	0.49
4:Y:123:TYR:N	4:Y:123:TYR:CD1	2.81	0.49
4:Y:172:ILE:HG23	4:Y:175:GLU:H	1.77	0.49
3:Z:46:VAL:HG23	3:Z:271:VAL:HA	1.94	0.49
3:Z:296:ILE:HD13	3:Z:296:ILE:N	2.27	0.49
1:O:28:LYS:CE	1:O:154:SER:O	2.60	0.49
1:O:286:PHE:HA	1:O:289:ILE:HG12	1.93	0.49
3:2:65:LEU:HB3	3:2:110:LEU:HD11	1.94	0.49
3:2:220:ILE:HG21	4:3:294:LEU:HD11	1.94	0.49
3:2:252:SER:CB	4:3:259:LEU:CD2	2.85	0.49
3:2:414:PHE:O	3:2:418:CYS:HB2	2.12	0.49
4:3:31:THR:N	4:3:58:GLN:O	2.38	0.49
4:3:471:LEU:HD12	4:3:471:LEU:O	2.13	0.49
3:A:45:GLU:OE2	3:A:135:PHE:HB2	2.12	0.49
3:A:91:VAL:HB	3:A:149:TRP:HB2	1.95	0.49
3:A:212:LEU:C	3:A:215:VAL:HG23	2.33	0.49
3:A:221:PRO:HA	3:A:224:LEU:CB	2.36	0.49
3:A:262:GLU:CG	4:E:271:LYS:HZ1	2.25	0.49
1:B:160:HIS:H	1:B:195:LYS:HZ1	1.54	0.49
1:B:233:ILE:O	1:B:237:LEU:CB	2.60	0.49
1:B:241:LEU:HD13	2:C:314:PHE:CE1	2.47	0.49
2:C:58:MET:CG	2:C:92:ILE:CD1	2.90	0.49
2:C:78:SER:O	2:C:79:ILE:CD1	2.55	0.49
2:C:274:THR:HA	2:C:277:ARG:HD2	1.94	0.49
3:D:53:ASN:HD22	3:D:123:ILE:CG1	2.25	0.49
3:D:89:ASP:CG	3:D:149:TRP:HB3	2.33	0.49
3:D:133:THR:CA	3:D:274:ILE:HG23	2.42	0.49
4:E:30:VAL:O	4:E:157:LEU:HA	2.13	0.49
4:E:131:VAL:HG12	4:E:131:VAL:O	2.12	0.49
4:E:239:VAL:O	4:E:243:PRO:HD3	2.12	0.49
4:E:294:LEU:HA	4:E:297:VAL:CG2	2.41	0.49
3:F:60:TRP:HH2	3:F:118:TRP:HE3	1.60	0.49
3:F:67:TRP:HB3	3:F:71:ASP:HB3	1.94	0.49
3:F:94:ASN:O	3:F:127:TYR:HD2	1.96	0.49
3:F:160:PRO:CG	3:F:185:LYS:NZ	2.74	0.49
1:G:10:VAL:CG1	1:G:11:LEU:HD22	2.40	0.49
1:G:21:PRO:CG	1:G:60:TRP:HE1	2.22	0.49
1:G:241:LEU:HD13	2:H:314:PHE:CE1	2.47	0.49
2:H:70:ASN:O	2:H:74:TYR:N	2.42	0.49
2:H:110:VAL:HG13	2:H:120:TRP:CA	2.42	0.49

Continued on next page...

Continued from previous page...

Atom-1	Atom-2	Interatomic distance (Å)	Clash overlap (Å)
3:I:252:SER:CB	4:J:259:LEU:CD2	2.85	0.49
3:I:253:LEU:HD23	3:I:254:THR:CB	2.42	0.49
4:J:85:TRP:CZ2	4:J:155:VAL:HG22	2.48	0.49
4:J:131:VAL:O	4:J:131:VAL:HG12	2.12	0.49
4:J:159:LEU:HD21	4:J:208:ILE:HG23	1.93	0.49
4:J:173:ASP:N	4:J:174:PRO:CD	2.68	0.49
3:K:48:GLN:HB3	3:K:130:ILE:HD12	1.93	0.49
3:K:67:TRP:HB3	3:K:71:ASP:HB3	1.94	0.49
3:K:91:VAL:HB	3:K:149:TRP:HB2	1.95	0.49
3:K:376:ILE:O	3:K:379:VAL:HB	2.13	0.49
1:L:133:MET:HB2	1:L:140:GLN:HG3	1.93	0.49
1:L:261:VAL:CG1	1:L:262:PHE:N	2.76	0.49
2:M:180:ASP:HB2	2:M:195:LYS:HD3	1.95	0.49
3:N:229:THR:O	3:N:233:PHE:CD2	2.65	0.49
3:N:280:PHE:HB3	3:N:284:PHE:CE2	2.46	0.49
4:O:90:VAL:HG13	4:O:95:VAL:HB	1.94	0.49
4:O:134:PHE:CD2	4:O:280:PRO:HG2	2.46	0.49
3:P:45:GLU:OE2	3:P:135:PHE:HB2	2.11	0.49
3:P:60:TRP:HH2	3:P:118:TRP:HE3	1.61	0.49
3:P:91:VAL:HB	3:P:149:TRP:HB2	1.95	0.49
3:P:187:TRP:CZ3	3:P:189:TYR:HB3	2.46	0.49
3:P:381:TYR:N	3:P:381:TYR:HD1	2.09	0.49
3:P:410:LEU:CD1	3:P:414:PHE:HD2	2.25	0.49
1:Q:130:ILE:CD1	1:Q:134:TYR:CE2	2.95	0.49
1:Q:131:LYS:CG	1:Q:132:VAL:H	2.25	0.49
1:Q:133:MET:HB2	1:Q:140:GLN:HG3	1.93	0.49
1:Q:147:LYS:HB2	1:Q:206:ASP:HA	1.94	0.49
1:Q:239:PHE:N	1:Q:239:PHE:CD1	2.76	0.49
1:Q:241:LEU:N	1:Q:242:PRO:CD	2.74	0.49
1:Q:274:SER:O	1:Q:276:SER:N	2.46	0.49
1:Q:308:SER:HB2	1:Q:312:HIS:H	1.77	0.49
2:R:67:LEU:HD13	2:R:67:LEU:O	2.13	0.49
2:R:226:LEU:H	2:R:227:PHE:HD1	1.59	0.49
3:S:144:MET:O	3:S:203:TYR:HD1	1.93	0.49
3:S:422:THR:HA	3:S:425:VAL:HB	1.93	0.49
4:T:273:PRO:CG	4:T:274:GLU:N	2.76	0.49
3:U:20:ARG:HG3	3:U:22:VAL:HG23	1.94	0.49
3:U:67:TRP:CG	3:U:71:ASP:CB	2.90	0.49
3:U:107:LYS:HZ3	1:V:151:TYR:HA	1.76	0.49
3:U:155:LYS:CE	4:Y:76:LEU:HD13	2.42	0.49
3:U:296:ILE:HD13	3:U:296:ILE:N	2.27	0.49

Continued on next page...

Continued from previous page...

Atom-1	Atom-2	Interatomic distance (Å)	Clash overlap (Å)
3:U:306:HIS:HB2	4:Y:250:LYS:HZ3	1.77	0.49
3:U:376:ILE:O	3:U:379:VAL:HB	2.13	0.49
3:U:413:VAL:HA	3:U:416:LEU:HB3	1.95	0.49
1:V:181:THR:HG23	1:V:184:GLY:H	1.78	0.49
1:V:241:LEU:HD13	2:W:314:PHE:CE1	2.47	0.49
3:X:296:ILE:HG22	3:X:299:HIS:ND1	2.27	0.49
4:Y:75:ASP:O	4:Y:110:TYR:CD1	2.65	0.49
4:Y:146:ARG:HD2	4:Y:205:PHE:CD2	2.47	0.49
4:Y:200:LYS:O	4:Y:200:LYS:HG3	2.12	0.49
3:Z:212:LEU:HA	3:Z:215:VAL:HG21	1.94	0.49
3:Z:223:LEU:HA	3:Z:226:SER:OG	2.13	0.49
3:Z:305:THR:O	3:Z:306:HIS:CG	2.65	0.49
3:Z:396:ALA:O	3:Z:399:TRP:HB2	2.13	0.49
1:0:131:LYS:CG	1:0:132:VAL:H	2.25	0.49
1:0:286:PHE:HD1	1:0:290:LEU:CD1	2.26	0.49
1:0:312:HIS:HA	3:Z:239:SER:CB	2.42	0.49
2:1:33:ILE:HD12	2:1:158:ILE:CD1	2.42	0.49
2:1:63:TYR:HD1	2:1:64:ASP:N	2.10	0.49
2:1:67:LEU:HD13	2:1:67:LEU:O	2.13	0.49
2:1:106:TYR:C	2:1:107:PHE:CD1	2.85	0.49
2:1:216:THR:O	2:1:217:PHE:CD1	2.59	0.49
3:2:46:VAL:HA	3:2:272:PRO:CD	2.39	0.49
3:2:47:ASN:C	3:2:48:GLN:HG2	2.32	0.49
3:2:65:LEU:HB3	3:2:110:LEU:CD1	2.43	0.49
3:2:130:ILE:CA	3:2:134:HIS:HB2	2.43	0.49
3:2:187:TRP:CZ2	3:2:196:THR:HG23	2.48	0.49
4:3:44:GLU:OE2	4:3:133:TYR:HB3	2.12	0.49
3:A:38:ILE:HD12	3:A:38:ILE:N	2.27	0.49
3:A:62:ASP:HB3	3:A:65:LEU:CD1	2.42	0.49
3:A:76:LYS:HE3	3:A:112:TYR:CZ	2.48	0.49
3:A:305:THR:O	3:A:306:HIS:CG	2.65	0.49
1:B:28:LYS:CB	1:B:156:VAL:N	2.76	0.49
1:B:67:TRP:C	1:B:72:TYR:HB2	2.32	0.49
1:B:253:ILE:CG1	1:B:302:LEU:HD11	2.41	0.49
1:B:438:LEU:HA	1:B:441:TYR:CB	2.29	0.49
2:C:184:PHE:HE1	2:C:190:TRP:CE2	2.30	0.49
3:D:92:LEU:CD2	3:D:124:PHE:CZ	2.95	0.49
3:D:253:LEU:HD23	3:D:254:THR:CB	2.42	0.49
4:E:91:LEU:H	4:E:95:VAL:CB	2.25	0.49
4:E:103:TYR:CB	4:E:104:TYR:HD1	2.25	0.49
4:E:109:VAL:HG22	4:E:115:MET:HE3	1.93	0.49

Continued on next page...

Continued from previous page...

Atom-1	Atom-2	Interatomic distance (Å)	Clash overlap (Å)
3:F:207:MET:H	3:F:207:MET:CE	2.25	0.49
1:G:130:ILE:CD1	1:G:134:TYR:CE2	2.95	0.49
1:G:147:LYS:HZ2	1:G:205:GLU:HA	1.76	0.49
2:H:195:LYS:HG3	2:H:195:LYS:O	2.13	0.49
2:H:268:ALA:O	2:H:272:LEU:HG	2.13	0.49
2:H:425:SER:O	2:H:429:ILE:CG2	2.61	0.49
3:I:134:HIS:CE1	3:I:209:ARG:CD	2.74	0.49
3:I:137:PHE:CB	3:I:435:GLN:HG3	2.41	0.49
3:I:227:PHE:C	3:I:227:PHE:HD1	2.15	0.49
3:I:233:PHE:HD1	3:I:409:ILE:CD1	2.24	0.49
3:I:291:VAL:O	3:I:295:VAL:HG22	2.13	0.49
3:I:419:ILE:HD11	3:I:420:ILE:HG23	1.94	0.49
3:I:422:THR:HA	3:I:425:VAL:HB	1.93	0.49
4:J:91:LEU:H	4:J:95:VAL:CB	2.25	0.49
4:J:145:PHE:CZ	4:J:208:ILE:HD13	2.46	0.49
4:J:250:LYS:C	4:J:253:LEU:HB3	2.32	0.49
4:J:287:ILE:O	4:J:291:PHE:CD2	2.66	0.49
3:K:38:ILE:HD12	3:K:38:ILE:H	1.76	0.49
3:K:38:ILE:HD12	3:K:38:ILE:N	2.27	0.49
3:K:62:ASP:HB3	3:K:65:LEU:CD1	2.42	0.49
3:K:75:ILE:O	3:K:76:LYS:C	2.51	0.49
3:K:76:LYS:HE3	3:K:112:TYR:CZ	2.48	0.49
3:K:177:VAL:HG12	3:K:208:GLN:O	2.13	0.49
3:K:251:LEU:CD1	4:O:260:ALA:CB	2.86	0.49
3:K:305:THR:O	3:K:306:HIS:CB	2.61	0.49
1:L:129:THR:C	1:L:131:LYS:H	2.13	0.49
2:M:49:ASP:C	2:M:50:GLU:CG	2.81	0.49
3:N:38:ILE:O	3:N:38:ILE:CG2	2.59	0.49
3:N:242:LYS:HB2	3:N:245:LEU:HD12	1.94	0.49
4:O:40:ILE:HB	4:O:50:THR:HB	1.95	0.49
4:O:85:TRP:CZ2	4:O:155:VAL:HG22	2.48	0.49
4:O:146:ARG:HD2	4:O:205:PHE:CD2	2.47	0.49
3:P:33:VAL:HG23	3:P:158:ILE:HG12	1.89	0.49
3:P:296:ILE:HD13	3:P:296:ILE:N	2.27	0.49
3:P:376:ILE:O	3:P:379:VAL:HB	2.12	0.49
1:Q:286:PHE:HD1	1:Q:290:LEU:CD1	2.26	0.49
2:R:153:TYR:CB	2:R:158:ILE:HB	2.39	0.49
2:R:181:PRO:HA	2:R:184:PHE:CB	2.43	0.49
2:R:188:GLY:CA	2:R:190:TRP:CZ3	2.96	0.49
3:S:75:ILE:HG13	3:S:78:ILE:CG2	2.42	0.49
3:S:240:GLY:C	3:S:242:LYS:N	2.64	0.49

Continued on next page...

Continued from previous page...

Atom-1	Atom-2	Interatomic distance (Å)	Clash overlap (Å)
3:S:405:VAL:O	3:S:405:VAL:HG12	2.12	0.49
4:T:6:LEU:CD2	4:T:67:ASN:OD1	2.60	0.49
4:T:44:GLU:OE2	4:T:133:TYR:HB3	2.13	0.49
4:T:239:VAL:O	4:T:243:PRO:HD3	2.13	0.49
4:T:250:LYS:C	4:T:253:LEU:HB3	2.32	0.49
4:T:304:LEU:HD12	4:T:307:SER:OG	2.12	0.49
3:U:63:VAL:O	3:U:66:ARG:CD	2.46	0.49
3:U:91:VAL:HB	3:U:149:TRP:HB2	1.95	0.49
3:U:135:PHE:CZ	3:U:210:ILE:HG23	2.47	0.49
3:U:212:LEU:C	3:U:215:VAL:HG23	2.33	0.49
3:U:243:MET:HE3	3:U:244:THR:H	1.77	0.49
1:V:10:VAL:CG1	1:V:11:LEU:HD22	2.40	0.49
1:V:97:ASP:N	1:V:125:ARG:O	2.45	0.49
2:W:132:ILE:HA	2:W:136:TYR:CG	2.48	0.49
2:W:181:PRO:HA	2:W:184:PHE:CB	2.43	0.49
2:W:268:ALA:O	2:W:272:LEU:HG	2.13	0.49
2:W:275:SER:O	2:W:278:LEU:HB3	2.12	0.49
2:W:455:ARG:H	2:W:455:ARG:CD	2.23	0.49
3:X:38:ILE:O	3:X:38:ILE:CG2	2.59	0.49
3:X:53:ASN:HD22	3:X:123:ILE:CG1	2.25	0.49
3:X:89:ASP:CG	3:X:149:TRP:HB3	2.33	0.49
3:X:291:VAL:O	3:X:295:VAL:HG22	2.13	0.49
4:Y:10:LEU:HD13	4:Y:64:LEU:HD21	1.95	0.49
4:Y:109:VAL:HG22	4:Y:115:MET:HE3	1.93	0.49
4:Y:172:ILE:HG23	4:Y:174:PRO:CD	2.43	0.49
3:Z:31:ILE:HA	3:Z:59:GLN:O	2.13	0.49
3:Z:226:SER:O	3:Z:230:VAL:CG2	2.56	0.49
3:Z:381:TYR:N	3:Z:381:TYR:HD1	2.09	0.49
3:Z:410:LEU:CD1	3:Z:414:PHE:HD2	2.25	0.49
1:0:10:VAL:CG1	1:0:11:LEU:CD2	2.91	0.49
1:0:181:THR:HG23	1:0:184:GLY:H	1.78	0.49
1:0:438:LEU:HD23	1:0:441:TYR:HB3	1.94	0.49
1:0:440:LEU:CA	1:0:443:PHE:HB3	2.43	0.49
3:2:214:PHE:HA	3:2:217:ASN:OD1	2.12	0.49
3:2:227:PHE:C	3:2:227:PHE:HD1	2.15	0.49
4:3:19:LYS:HZ3	4:3:154:GLU:HB2	1.74	0.49
4:3:123:TYR:N	4:3:123:TYR:CD1	2.81	0.49
4:3:145:PHE:CD1	4:3:208:ILE:HB	2.48	0.49
3:A:2:GLU:O	3:A:2:GLU:CG	2.61	0.49
3:A:155:LYS:CE	4:E:76:LEU:HD13	2.42	0.49
3:A:257:LEU:CD1	3:A:285:VAL:CG2	2.86	0.49

Continued on next page...

Continued from previous page...

Atom-1	Atom-2	Interatomic distance (Å)	Clash overlap (Å)
3:A:376:ILE:O	3:A:379:VAL:HB	2.13	0.49
1:B:438:LEU:O	1:B:442:ILE:HD12	2.12	0.49
2:C:56:VAL:CG1	2:C:126:PHE:HE2	2.21	0.49
2:C:113:ARG:HB2	2:C:117:TYR:O	2.13	0.49
3:D:7:LEU:HD11	3:D:70:ALA:HB1	1.90	0.49
3:D:214:PHE:HA	3:D:217:ASN:OD1	2.12	0.49
3:D:385:HIS:O	3:D:389:ASP:OD1	2.31	0.49
4:E:85:TRP:CZ2	4:E:155:VAL:HG22	2.48	0.49
4:E:94:ASN:HA	4:E:126:THR:H	1.78	0.49
4:E:172:ILE:HG23	4:E:175:GLU:H	1.77	0.49
4:E:188:ARG:NH2	4:E:210:PHE:CE2	2.80	0.49
4:E:195:ASN:HB3	4:E:204:ASP:CA	2.42	0.49
4:E:209:ILE:HG12	4:E:211:PHE:CE1	2.42	0.49
3:F:45:GLU:OE2	3:F:135:PHE:HB2	2.12	0.49
3:F:54:VAL:N	3:F:122:ALA:O	2.32	0.49
3:F:91:VAL:HB	3:F:149:TRP:HB2	1.95	0.49
3:F:134:HIS:O	3:F:136:PRO:HD2	2.09	0.49
3:F:186:HIS:ND1	3:F:187:TRP:O	2.46	0.49
3:F:398:GLU:C	3:F:400:LYS:H	2.16	0.49
1:G:10:VAL:CG1	1:G:11:LEU:CD2	2.91	0.49
1:G:51:THR:OG1	1:G:125:ARG:NH1	2.45	0.49
1:G:465:ASP:C	1:G:467:PRO:HD2	2.33	0.49
2:H:9:ASN:C	2:H:12:LEU:HG	2.32	0.49
2:H:33:ILE:O	2:H:159:SER:O	2.29	0.49
2:H:180:ASP:HB3	2:H:219:LEU:HD13	1.95	0.49
2:H:184:PHE:HE1	2:H:190:TRP:CE2	2.30	0.49
3:I:187:TRP:CZ2	3:I:196:THR:HG23	2.48	0.49
4:J:14:TYR:HD2	4:J:16:LYS:NZ	2.09	0.49
4:J:44:GLU:OE2	4:J:133:TYR:HB3	2.13	0.49
4:J:145:PHE:CD1	4:J:208:ILE:HB	2.48	0.49
3:K:63:VAL:O	3:K:66:ARG:CD	2.46	0.49
3:K:150:THR:HG23	3:K:151:TYR:CE1	2.47	0.49
3:K:233:PHE:HE2	3:K:413:VAL:HB	1.78	0.49
3:K:262:GLU:O	3:K:265:PRO:CD	2.58	0.49
3:K:305:THR:O	3:K:306:HIS:CG	2.65	0.49
1:L:28:LYS:CE	1:L:154:SER:O	2.60	0.49
1:L:31:VAL:HG12	1:L:158:LEU:HD23	1.92	0.49
1:L:235:ALA:HB1	1:L:239:PHE:CZ	2.47	0.49
1:L:286:PHE:HD1	1:L:290:LEU:CD1	2.26	0.49
2:M:39:LEU:HD21	2:M:180:ASP:OD1	2.12	0.49
2:M:58:MET:CG	2:M:92:ILE:CD1	2.90	0.49

Continued on next page...

Continued from previous page...

Atom-1	Atom-2	Interatomic distance (Å)	Clash overlap (Å)
2:M:188:GLY:CA	2:M:190:TRP:CZ3	2.96	0.49
2:M:274:THR:HA	2:M:277:ARG:HD2	1.94	0.49
3:N:92:LEU:CD2	3:N:124:PHE:CZ	2.95	0.49
3:N:133:THR:CA	3:N:274:ILE:HG23	2.42	0.49
4:O:195:ASN:HB3	4:O:204:ASP:CA	2.42	0.49
4:O:209:ILE:HG12	4:O:211:PHE:CE1	2.42	0.49
4:O:239:VAL:O	4:O:243:PRO:HD3	2.12	0.49
4:O:304:LEU:HD12	4:O:307:SER:OG	2.12	0.49
3:P:20:ARG:HG3	3:P:22:VAL:HG23	1.94	0.49
3:P:46:VAL:HG23	3:P:271:VAL:HA	1.94	0.49
3:P:50:VAL:CG1	3:P:52:THR:CG2	2.91	0.49
3:P:286:ILE:O	3:P:289:ILE:CB	2.57	0.49
1:Q:132:VAL:CG1	1:Q:279:ILE:CA	2.87	0.49
1:Q:444:ILE:CG2	1:Q:445:THR:N	2.75	0.49
2:R:234:THR:N	2:R:235:PRO:CD	2.75	0.49
2:R:317:PRO:HG2	2:R:447:ASN:CG	2.32	0.49
3:S:89:ASP:CG	3:S:149:TRP:HB3	2.33	0.49
3:U:46:VAL:HG23	3:U:271:VAL:HA	1.94	0.49
3:U:177:VAL:HG12	3:U:208:GLN:O	2.13	0.49
1:V:28:LYS:CE	1:V:154:SER:O	2.60	0.49
1:V:108:VAL:CG1	1:V:118:TRP:HB2	2.40	0.49
1:V:274:SER:O	1:V:276:SER:N	2.46	0.49
1:V:438:LEU:O	1:V:442:ILE:HD12	2.11	0.49
2:W:33:ILE:HD12	2:W:158:ILE:CD1	2.42	0.49
2:W:64:ASP:HB3	2:W:67:LEU:CB	2.42	0.49
2:W:72:SER:HA	2:W:76:ASP:HB2	1.93	0.49
2:W:467:LEU:HA	2:W:470:ILE:HB	1.92	0.49
3:X:298:THR:O	3:X:301:ARG:CG	2.60	0.49
4:Y:304:LEU:HD12	4:Y:307:SER:OG	2.12	0.49
3:Z:82:SER:O	3:Z:84:ASP:N	2.46	0.49
3:Z:151:TYR:CB	3:Z:156:VAL:CG1	2.91	0.49
3:Z:177:VAL:HG12	3:Z:208:GLN:O	2.13	0.49
3:Z:233:PHE:HE2	3:Z:413:VAL:HB	1.78	0.49
3:Z:262:GLU:C	3:Z:265:PRO:CD	2.81	0.49
1:O:274:SER:O	1:O:276:SER:N	2.46	0.49
1:O:286:PHE:HD1	1:O:290:LEU:HD12	1.78	0.49
1:O:431:VAL:HG23	1:O:433:MET:H	1.77	0.49
2:1:110:VAL:HG13	2:1:120:TRP:CA	2.42	0.49
2:1:180:ASP:OD2	2:1:219:LEU:CD2	2.61	0.49
2:1:275:SER:O	2:1:278:LEU:HB3	2.12	0.49
2:1:425:SER:O	2:1:429:ILE:CG2	2.61	0.49

Continued on next page...

Continued from previous page...

Atom-1	Atom-2	Interatomic distance (Å)	Clash overlap (Å)
3:2:28:PHE:N	3:2:28:PHE:CD1	2.76	0.49
3:2:51:GLU:HA	3:2:124:PHE:O	2.12	0.49
3:2:51:GLU:HG3	3:2:125:LYS:HG3	1.93	0.49
4:3:38:ASN:O	4:3:51:THR:HG23	2.12	0.49
4:3:40:ILE:HB	4:3:50:THR:HB	1.95	0.49
4:3:75:ASP:O	4:3:110:TYR:CD1	2.65	0.49
3:A:67:TRP:CG	3:A:71:ASP:CB	2.90	0.49
3:A:79:ARG:HH11	3:A:107:LYS:HZ1	1.55	0.49
3:A:146:LEU:HD22	3:A:203:TYR:CZ	2.47	0.49
3:A:166:ASP:HB3	3:A:178:MET:CE	2.43	0.49
3:A:239:SER:CB	1:B:312:HIS:HA	2.42	0.49
1:B:97:ASP:N	1:B:125:ARG:O	2.45	0.49
2:C:188:GLY:CA	2:C:190:TRP:CZ3	2.96	0.49
2:C:268:ALA:O	2:C:272:LEU:HG	2.13	0.49
2:C:302:VAL:O	2:C:306:CYS:N	2.46	0.49
3:D:56:LEU:H	3:D:120:PRO:HD2	1.73	0.49
3:D:220:ILE:HG21	4:E:294:LEU:HD11	1.94	0.49
4:E:83:LEU:N	4:E:83:LEU:CD2	2.76	0.49
4:E:90:VAL:HG13	4:E:95:VAL:HB	1.94	0.49
4:E:152:ALA:N	4:E:205:PHE:CD1	2.70	0.49
4:E:191:LYS:HB3	4:E:193:ASN:HD21	1.76	0.49
4:E:200:LYS:O	4:E:200:LYS:HG3	2.12	0.49
3:F:262:GLU:C	3:F:265:PRO:CD	2.81	0.49
3:F:305:THR:O	3:F:306:HIS:CG	2.66	0.49
1:G:286:PHE:HD1	1:G:290:LEU:HD12	1.78	0.49
1:G:286:PHE:HD1	1:G:290:LEU:CD1	2.26	0.49
1:G:438:LEU:HD23	1:G:441:TYR:HB3	1.94	0.49
1:G:450:GLY:O	1:G:454:ILE:CG1	2.59	0.49
2:H:7:LEU:CD1	2:H:70:ASN:HD22	2.26	0.49
2:H:12:LEU:O	2:H:13:ILE:C	2.51	0.49
2:H:143:ASN:OD1	2:H:220:ILE:CG2	2.61	0.49
2:H:278:LEU:O	2:H:278:LEU:HD13	2.10	0.49
3:I:65:LEU:HD23	3:I:110:LEU:HD13	1.94	0.49
3:I:209:ARG:HG3	3:I:210:ILE:H	1.72	0.49
3:I:229:THR:O	3:I:233:PHE:CD2	2.65	0.49
3:I:408:HIS:HB3	3:I:412:CYS:HG	1.76	0.49
4:J:55:ILE:HG13	4:J:55:ILE:O	2.11	0.49
4:J:91:LEU:CB	4:J:95:VAL:HG23	2.32	0.49
4:J:172:ILE:HG23	4:J:175:GLU:H	1.77	0.49
4:J:239:VAL:O	4:J:243:PRO:HD3	2.12	0.49
4:J:270:GLN:C	4:J:273:PRO:CD	2.81	0.49

Continued on next page...

Continued from previous page...

Atom-1	Atom-2	Interatomic distance (Å)	Clash overlap (Å)
3:K:2:GLU:O	3:K:2:GLU:CG	2.61	0.49
3:K:82:SER:O	3:K:84:ASP:N	2.46	0.49
3:K:223:LEU:HA	3:K:226:SER:OG	2.13	0.49
3:K:243:MET:HG3	3:K:306:HIS:ND1	2.28	0.49
3:K:398:GLU:C	3:K:400:LYS:H	2.16	0.49
1:L:28:LYS:CB	1:L:156:VAL:N	2.76	0.49
2:M:52:LEU:HD21	2:M:130:CYS:CB	2.29	0.49
2:M:143:ASN:OD1	2:M:220:ILE:CG2	2.61	0.49
2:M:184:PHE:HE1	2:M:190:TRP:CE2	2.30	0.49
3:N:38:ILE:O	3:N:169:THR:CG2	2.61	0.49
3:N:101:ALA:O	3:N:102:ILE:CD1	2.60	0.49
4:O:30:VAL:O	4:O:157:LEU:HA	2.13	0.49
4:O:270:GLN:C	4:O:273:PRO:CD	2.81	0.49
3:P:38:ILE:HD12	3:P:38:ILE:H	1.76	0.49
3:P:63:VAL:O	3:P:66:ARG:CD	2.46	0.49
3:P:75:ILE:O	3:P:76:LYS:C	2.51	0.49
3:P:82:SER:O	3:P:84:ASP:N	2.46	0.49
3:P:128:CYS:CB	3:P:144:MET:CE	2.87	0.49
3:P:155:LYS:HE2	4:T:76:LEU:HD13	1.95	0.49
3:P:177:VAL:HG12	3:P:208:GLN:O	2.13	0.49
3:P:212:LEU:C	3:P:215:VAL:HG23	2.33	0.49
3:P:251:LEU:CD1	4:T:260:ALA:CB	2.86	0.49
3:P:396:ALA:O	3:P:399:TRP:HB2	2.13	0.49
1:Q:9:SER:CA	1:Q:12:PHE:HE1	2.18	0.49
1:Q:235:ALA:HB1	1:Q:239:PHE:CZ	2.47	0.49
1:Q:261:VAL:CG1	1:Q:262:PHE:N	2.76	0.49
2:R:455:ARG:H	2:R:455:ARG:CD	2.23	0.49
3:S:133:THR:CA	3:S:274:ILE:HG23	2.42	0.49
3:S:230:VAL:HA	3:S:233:PHE:HD2	1.78	0.49
4:T:40:ILE:HB	4:T:50:THR:HB	1.95	0.49
4:T:131:VAL:HG12	4:T:131:VAL:O	2.12	0.49
4:T:271:LYS:NZ	4:T:271:LYS:CB	2.61	0.49
3:U:38:ILE:HD12	3:U:38:ILE:H	1.76	0.49
3:U:75:ILE:O	3:U:76:LYS:C	2.51	0.49
3:U:166:ASP:HB3	3:U:178:MET:CE	2.43	0.49
1:V:9:SER:CA	1:V:12:PHE:CD1	2.89	0.49
1:V:9:SER:CA	1:V:12:PHE:HE1	2.18	0.49
1:V:135:PHE:N	1:V:136:PRO:HD2	2.27	0.49
1:V:136:PRO:O	1:V:139:TRP:N	2.43	0.49
1:V:453:SER:O	1:V:457:ASP:OD1	2.31	0.49
1:V:465:ASP:C	1:V:467:PRO:HD2	2.33	0.49

Continued on next page...

Continued from previous page...

Atom-1	Atom-2	Interatomic distance (Å)	Clash overlap (Å)
2:W:11:LEU:C	2:W:13:ILE:N	2.65	0.49
2:W:63:TYR:HD1	2:W:64:ASP:N	2.10	0.49
2:W:425:SER:O	2:W:429:ILE:CG2	2.60	0.49
3:X:75:ILE:HG13	3:X:78:ILE:CG2	2.42	0.49
3:X:230:VAL:HA	3:X:233:PHE:HD2	1.78	0.49
4:Y:44:GLU:OE2	4:Y:133:TYR:HB3	2.13	0.49
4:Y:172:ILE:CG2	4:Y:175:GLU:N	2.75	0.49
4:Y:294:LEU:HA	4:Y:297:VAL:CG2	2.41	0.49
3:Z:50:VAL:CG1	3:Z:52:THR:CG2	2.91	0.49
3:Z:146:LEU:HD22	3:Z:203:TYR:CZ	2.47	0.49
3:Z:243:MET:HB3	3:Z:306:HIS:ND1	2.28	0.49
3:Z:243:MET:HG3	3:Z:306:HIS:ND1	2.28	0.49
1:0:67:TRP:C	1:0:72:TYR:HB2	2.32	0.49
1:0:130:ILE:CD1	1:0:134:TYR:CE2	2.95	0.49
1:0:241:LEU:N	1:0:242:PRO:CD	2.74	0.49
2:1:39:LEU:HD21	2:1:180:ASP:OD1	2.12	0.49
2:1:78:SER:O	2:1:79:ILE:CD1	2.55	0.49
2:1:184:PHE:HE1	2:1:190:TRP:CE2	2.30	0.49
3:2:253:LEU:HD23	3:2:254:THR:CB	2.42	0.49
3:2:385:HIS:O	3:2:389:ASP:OD1	2.31	0.49
4:3:90:VAL:HG13	4:3:95:VAL:HB	1.94	0.49
4:3:91:LEU:CB	4:3:95:VAL:HG23	2.32	0.49
4:3:151:ASN:HA	4:3:205:PHE:CD1	2.48	0.49
4:3:191:LYS:HB3	4:3:193:ASN:HD21	1.76	0.49
3:A:50:VAL:CG1	3:A:52:THR:CG2	2.91	0.49
3:A:67:TRP:HB3	3:A:71:ASP:HB3	1.94	0.49
3:A:137:PHE:CD1	3:A:435:GLN:CD	2.87	0.49
3:A:166:ASP:N	3:A:181:TYR:CD1	2.81	0.49
3:A:207:MET:O	3:A:207:MET:HE3	2.13	0.49
3:A:226:SER:O	3:A:230:VAL:CG2	2.56	0.49
3:A:243:MET:HB3	3:A:306:HIS:ND1	2.28	0.49
1:B:9:SER:CA	1:B:12:PHE:CD1	2.89	0.49
1:B:131:LYS:CG	1:B:132:VAL:H	2.25	0.49
1:B:147:LYS:CG	1:B:148:SER:N	2.71	0.49
1:B:247:GLU:C	1:B:249:MET:N	2.65	0.49
1:B:440:LEU:CA	1:B:443:PHE:HB3	2.43	0.49
2:C:33:ILE:HD12	2:C:158:ILE:CD1	2.42	0.49
2:C:143:ASN:OD1	2:C:220:ILE:CG2	2.61	0.49
2:C:180:ASP:HB2	2:C:195:LYS:HD3	1.95	0.49
2:C:226:LEU:H	2:C:227:PHE:HD1	1.59	0.49
3:D:106:THR:CG2	3:D:107:LYS:HE2	2.43	0.49

Continued on next page...

Continued from previous page...

Atom-1	Atom-2	Interatomic distance (Å)	Clash overlap (Å)
3:D:229:THR:O	3:D:233:PHE:CD2	2.65	0.49
4:E:146:ARG:HD2	4:E:205:PHE:CD2	2.47	0.49
4:E:151:ASN:HA	4:E:205:PHE:CD1	2.48	0.49
4:E:172:ILE:CG2	4:E:175:GLU:N	2.75	0.49
4:E:436:ASN:CA	4:E:439:TRP:NE1	2.72	0.49
4:E:471:LEU:HD12	4:E:471:LEU:O	2.13	0.49
3:F:276:LYS:H	3:F:276:LYS:CD	2.22	0.49
1:G:15:TYR:O	1:G:15:TYR:HD1	1.92	0.49
1:G:46:LYS:HD2	1:G:278:PRO:HD3	1.93	0.49
2:H:12:LEU:CD1	2:H:16:LYS:HE3	2.43	0.49
2:H:113:ARG:HB2	2:H:117:TYR:O	2.12	0.49
2:H:204:ASP:OD1	2:H:205:LYS:CD	2.61	0.49
2:H:275:SER:O	2:H:279:PRO:CD	2.59	0.49
3:I:65:LEU:HB3	3:I:110:LEU:CD1	2.43	0.49
3:I:89:ASP:CG	3:I:149:TRP:CD1	2.87	0.49
3:I:187:TRP:CZ2	3:I:196:THR:HA	2.42	0.49
3:I:220:ILE:HG21	4:J:294:LEU:HD11	1.94	0.49
3:I:252:SER:HB2	4:J:259:LEU:CD1	2.43	0.49
3:I:376:ILE:O	3:I:380:LYS:HE2	2.11	0.49
4:J:81:SER:O	4:J:83:LEU:N	2.44	0.49
3:K:56:LEU:CD2	3:K:57:ARG:N	2.73	0.49
3:K:94:ASN:O	3:K:127:TYR:HD2	1.96	0.49
3:K:262:GLU:C	3:K:265:PRO:CD	2.81	0.49
2:M:8:ILE:HD11	2:M:69:TRP:CZ3	2.46	0.49
2:M:113:ARG:HB2	2:M:117:TYR:O	2.13	0.49
2:M:181:PRO:HA	2:M:184:PHE:CB	2.43	0.49
2:M:459:PHE:O	2:M:463:PRO:HG3	2.13	0.49
3:N:37:LEU:CD1	3:N:54:VAL:HG22	2.43	0.49
3:N:65:LEU:HB3	3:N:110:LEU:CD1	2.43	0.49
3:N:89:ASP:CG	3:N:149:TRP:HB3	2.33	0.49
3:N:106:THR:CG2	3:N:107:LYS:HE2	2.43	0.49
3:N:253:LEU:HD23	3:N:254:THR:CB	2.42	0.49
4:O:6:LEU:CD2	4:O:67:ASN:OD1	2.60	0.49
4:O:36:LEU:N	4:O:175:GLU:OE2	2.42	0.49
4:O:76:LEU:HD23	4:O:77:VAL:N	2.27	0.49
4:O:207:GLU:C	4:O:208:ILE:HG13	2.31	0.49
1:Q:28:LYS:CB	1:Q:156:VAL:N	2.76	0.49
1:Q:130:ILE:CB	1:Q:134:TYR:CD2	2.84	0.49
2:R:94:LEU:HB2	2:R:98:ASN:CB	2.33	0.49
2:R:136:TYR:CD1	2:R:142:GLN:HB3	2.42	0.49
2:R:180:ASP:OD2	2:R:219:LEU:CD2	2.61	0.49

Continued on next page...

Continued from previous page...

Atom-1	Atom-2	Interatomic distance (Å)	Clash overlap (Å)
2:R:242:LEU:HD21	2:R:263:VAL:CG1	2.43	0.49
3:S:65:LEU:HB3	3:S:110:LEU:HD11	1.94	0.49
3:S:259:VAL:CG1	3:S:262:GLU:OE1	2.55	0.49
4:T:287:ILE:O	4:T:291:PHE:CD2	2.66	0.49
3:U:60:TRP:HH2	3:U:118:TRP:HE3	1.61	0.49
3:U:134:HIS:CD2	3:U:207:MET:HE3	2.48	0.49
3:U:137:PHE:CD1	3:U:435:GLN:CD	2.87	0.49
3:U:305:THR:O	3:U:306:HIS:CB	2.61	0.49
3:U:305:THR:O	3:U:306:HIS:CG	2.66	0.49
3:U:396:ALA:O	3:U:399:TRP:HB2	2.13	0.49
3:U:410:LEU:CD1	3:U:414:PHE:HD2	2.25	0.49
1:V:38:THR:HG1	1:V:39:SER:H	1.57	0.49
1:V:45:GLU:HB2	1:V:134:TYR:CD2	2.48	0.49
1:V:48:GLU:O	1:V:48:GLU:HG3	2.12	0.49
1:V:92:LEU:CA	1:V:96:ASN:HB2	2.43	0.49
1:V:147:LYS:CG	1:V:148:SER:H	2.26	0.49
1:V:147:LYS:HB2	1:V:206:ASP:HA	1.94	0.49
1:V:261:VAL:CG1	1:V:262:PHE:N	2.76	0.49
1:V:286:PHE:HD1	1:V:290:LEU:HD12	1.78	0.49
1:V:431:VAL:HG23	1:V:433:MET:H	1.77	0.49
1:V:450:GLY:O	1:V:454:ILE:CG1	2.59	0.49
2:W:49:ASP:C	2:W:50:GLU:CG	2.81	0.49
3:X:46:VAL:HG22	3:X:272:PRO:CD	2.39	0.49
3:X:187:TRP:CZ2	3:X:196:THR:HA	2.42	0.49
3:X:187:TRP:CZ2	3:X:196:THR:HG23	2.48	0.49
3:X:280:PHE:HB3	3:X:284:PHE:CE2	2.46	0.49
3:X:283:ILE:N	3:X:286:ILE:HD12	2.27	0.49
3:X:305:THR:OG1	3:X:401:TYR:HD2	1.96	0.49
4:Y:6:LEU:CD2	4:Y:67:ASN:OD1	2.60	0.49
4:Y:11:LEU:HA	4:Y:14:TYR:HB2	1.94	0.49
4:Y:131:VAL:HG12	4:Y:131:VAL:O	2.12	0.49
4:Y:134:PHE:CD2	4:Y:280:PRO:HG2	2.46	0.49
4:Y:195:ASN:HB3	4:Y:204:ASP:CA	2.42	0.49
4:Y:209:ILE:HG12	4:Y:211:PHE:CE1	2.42	0.49
3:Z:56:LEU:CD1	3:Z:90:LEU:HD13	2.42	0.49
3:Z:76:LYS:HE3	3:Z:112:TYR:CZ	2.48	0.49
3:Z:137:PHE:CD1	3:Z:435:GLN:CD	2.86	0.49
3:Z:413:VAL:HA	3:Z:416:LEU:HB2	1.93	0.49
1:0:31:VAL:CG1	1:0:158:LEU:HD21	2.39	0.49
1:0:136:PRO:O	1:0:139:TRP:N	2.43	0.49
1:0:306:HIS:O	1:0:312:HIS:C	2.50	0.49

Continued on next page...

Continued from previous page...

Atom-1	Atom-2	Interatomic distance (Å)	Clash overlap (Å)
1:0:453:SER:O	1:0:457:ASP:OD1	2.31	0.49
2:1:30:VAL:HG22	2:1:157:GLU:C	2.30	0.49
2:1:204:ASP:OD1	2:1:205:LYS:CD	2.61	0.49
3:2:130:ILE:HD13	3:2:130:ILE:H	1.77	0.49
4:3:20:PRO:CB	4:3:61:ASP:CG	2.78	0.49
4:3:59:TRP:CH2	4:3:115:MET:HB3	2.48	0.49
3:A:17:LYS:HZ2	3:A:83:ASP:HB3	1.76	0.49
3:A:94:ASN:O	3:A:127:TYR:HD2	1.96	0.49
3:A:148:ILE:CG2	3:A:198:TYR:CB	2.88	0.49
3:A:177:VAL:HG12	3:A:208:GLN:O	2.13	0.49
3:A:396:ALA:O	3:A:399:TRP:HB2	2.13	0.49
3:A:422:THR:C	3:A:425:VAL:HG12	2.33	0.49
1:B:35:LEU:HD23	1:B:35:LEU:N	2.27	0.49
1:B:235:ALA:HB1	1:B:239:PHE:HE2	1.73	0.49
1:B:258:ALA:HB2	2:C:265:LEU:CG	2.43	0.49
1:B:286:PHE:HD1	1:B:290:LEU:CD1	2.26	0.49
1:B:286:PHE:HD1	1:B:290:LEU:HD12	1.78	0.49
1:B:312:HIS:O	1:B:312:HIS:CG	2.63	0.49
1:B:453:SER:O	1:B:457:ASP:OD1	2.31	0.49
1:B:465:ASP:C	1:B:467:PRO:HD2	2.33	0.49
2:C:49:ASP:C	2:C:50:GLU:CG	2.81	0.49
2:C:195:LYS:O	2:C:195:LYS:HG3	2.13	0.49
2:C:227:PHE:HA	2:C:230:ILE:HG23	1.94	0.49
3:D:38:ILE:O	3:D:169:THR:CG2	2.61	0.49
3:D:89:ASP:CG	3:D:149:TRP:CD1	2.87	0.49
3:D:238:ASP:CB	4:E:308:LEU:CD2	2.84	0.49
3:D:414:PHE:O	3:D:418:CYS:HB2	2.11	0.49
4:E:59:TRP:CH2	4:E:115:MET:HB3	2.48	0.49
4:E:79:ILE:HG12	4:E:80:PRO:HD2	1.95	0.49
4:E:116:TYR:HD1	4:E:117:TRP:N	2.10	0.49
4:E:145:PHE:CD1	4:E:208:ILE:HB	2.48	0.49
4:E:228:PRO:O	4:E:231:LEU:HD23	2.13	0.49
4:E:287:ILE:O	4:E:291:PHE:CD2	2.66	0.49
3:F:31:ILE:HA	3:F:59:GLN:O	2.13	0.49
3:F:35:LEU:HD13	3:F:203:TYR:CZ	2.47	0.49
3:F:50:VAL:CG1	3:F:52:THR:CG2	2.91	0.49
3:F:250:LEU:HD13	3:F:296:ILE:HG21	1.95	0.49
3:F:376:ILE:O	3:F:379:VAL:HB	2.13	0.49
1:G:118:TRP:C	1:G:119:HIS:CD2	2.86	0.49
1:G:416:GLU:OE2	2:H:433:ILE:CG2	2.60	0.49
2:H:180:ASP:HB2	2:H:195:LYS:HD3	1.95	0.49

Continued on next page...

Continued from previous page...

Atom-1	Atom-2	Interatomic distance (Å)	Clash overlap (Å)
3:I:305:THR:OG1	3:I:401:TYR:HD2	1.96	0.49
3:I:405:VAL:O	3:I:405:VAL:HG12	2.12	0.49
4:J:188:ARG:NH2	4:J:210:PHE:CE2	2.80	0.49
4:J:272:VAL:O	4:J:272:VAL:HG22	2.12	0.49
3:K:48:GLN:CB	3:K:130:ILE:HG23	2.43	0.49
3:K:130:ILE:O	3:K:134:HIS:HB2	2.13	0.49
3:K:146:LEU:HD22	3:K:203:TYR:CZ	2.47	0.49
3:K:166:ASP:N	3:K:181:TYR:CD1	2.81	0.49
1:L:26:GLY:O	1:L:28:LYS:CE	2.59	0.49
1:L:45:GLU:HB2	1:L:134:TYR:CD2	2.48	0.49
1:L:131:LYS:CG	1:L:132:VAL:H	2.25	0.49
2:M:63:TYR:HD1	2:M:64:ASP:N	2.10	0.49
2:M:226:LEU:H	2:M:227:PHE:HD1	1.59	0.49
3:N:65:LEU:HD23	3:N:110:LEU:HD13	1.94	0.49
3:N:244:THR:HG23	3:N:245:LEU:H	1.76	0.49
3:N:285:VAL:C	3:N:287:SER:N	2.65	0.49
3:N:385:HIS:O	3:N:389:ASP:OD1	2.31	0.49
4:O:151:ASN:HA	4:O:205:PHE:CD1	2.48	0.49
4:O:191:LYS:HB3	4:O:193:ASN:HD21	1.76	0.49
4:O:228:PRO:O	4:O:231:LEU:HD23	2.13	0.49
4:O:287:ILE:O	4:O:291:PHE:CD2	2.66	0.49
3:P:52:THR:O	3:P:123:ILE:CG1	2.58	0.49
3:P:130:ILE:O	3:P:134:HIS:HB2	2.13	0.49
1:Q:35:LEU:HD23	1:Q:35:LEU:N	2.27	0.49
1:Q:45:GLU:HB2	1:Q:134:TYR:CD2	2.48	0.49
1:Q:118:TRP:C	1:Q:119:HIS:CD2	2.86	0.49
1:Q:253:ILE:CG1	1:Q:302:LEU:HD11	2.41	0.49
1:Q:465:ASP:C	1:Q:467:PRO:HD2	2.33	0.49
2:R:7:LEU:HD23	2:R:10:ASP:CB	2.37	0.49
2:R:64:ASP:HB3	2:R:67:LEU:CB	2.42	0.49
2:R:111:LEU:CB	2:R:119:THR:OG1	2.55	0.49
2:R:180:ASP:HB2	2:R:195:LYS:HD3	1.95	0.49
2:R:185:THR:HG22	2:R:187:ASN:H	1.78	0.49
2:R:425:SER:O	2:R:429:ILE:CG2	2.60	0.49
3:S:65:LEU:HB3	3:S:110:LEU:CD1	2.42	0.49
3:S:130:ILE:HD13	3:S:130:ILE:H	1.77	0.49
3:S:252:SER:HB2	4:T:259:LEU:CD1	2.42	0.49
4:T:103:TYR:CD2	4:T:104:TYR:HD1	2.30	0.49
4:T:103:TYR:CB	4:T:104:TYR:HD1	2.25	0.49
4:T:172:ILE:CG2	4:T:175:GLU:N	2.75	0.49
4:T:228:PRO:O	4:T:231:LEU:HD23	2.13	0.49

Continued on next page...

Continued from previous page...

Atom-1	Atom-2	Interatomic distance (Å)	Clash overlap (Å)
3:U:17:LYS:HZ2	3:U:83:ASP:HB3	1.77	0.49
3:U:155:LYS:HE2	4:Y:76:LEU:HD13	1.95	0.49
3:U:166:ASP:N	3:U:181:TYR:CD1	2.81	0.49
3:U:239:SER:CB	1:V:312:HIS:HA	2.42	0.49
3:U:262:GLU:C	3:U:265:PRO:CD	2.81	0.49
1:V:10:VAL:CG1	1:V:11:LEU:CD2	2.91	0.49
2:W:12:LEU:O	2:W:13:ILE:C	2.51	0.49
2:W:30:VAL:HG11	2:W:159:SER:HB3	1.92	0.49
2:W:459:PHE:O	2:W:463:PRO:HG3	2.13	0.49
3:X:106:THR:CG2	3:X:107:LYS:HE2	2.43	0.49
3:X:285:VAL:C	3:X:287:SER:N	2.65	0.49
4:Y:91:LEU:H	4:Y:95:VAL:HG21	1.74	0.49
4:Y:239:VAL:O	4:Y:243:PRO:HD3	2.13	0.49
4:Y:294:LEU:CA	4:Y:297:VAL:HG23	2.41	0.49
3:Z:286:ILE:O	3:Z:289:ILE:CB	2.57	0.49
1:0:9:SER:CA	1:0:12:PHE:HE1	2.18	0.48
1:0:10:VAL:HG13	1:0:11:LEU:N	2.28	0.48
1:0:72:TYR:CD1	1:0:112:HIS:HB2	2.45	0.48
1:0:97:ASP:N	1:0:125:ARG:O	2.45	0.48
1:0:233:ILE:O	1:0:237:LEU:CB	2.60	0.48
1:0:261:VAL:CG1	1:0:262:PHE:N	2.76	0.48
2:1:8:ILE:HD11	2:1:69:TRP:CZ3	2.46	0.48
2:1:469:THR:O	2:1:473:PHE:CB	2.58	0.48
4:3:11:LEU:HA	4:3:14:TYR:HB2	1.94	0.48
4:3:30:VAL:O	4:3:157:LEU:HA	2.13	0.48
4:3:79:ILE:HG12	4:3:80:PRO:HD2	1.95	0.48
4:3:116:TYR:HD1	4:3:117:TRP:N	2.10	0.48
4:3:287:ILE:O	4:3:291:PHE:CD2	2.66	0.48
3:A:48:GLN:CB	3:A:130:ILE:HG23	2.43	0.48
3:A:75:ILE:O	3:A:76:LYS:C	2.51	0.48
3:A:155:LYS:HE2	4:E:76:LEU:HD13	1.95	0.48
3:A:233:PHE:HE2	3:A:413:VAL:HB	1.78	0.48
3:A:304:SER:OG	3:A:400:LYS:NZ	2.44	0.48
1:B:28:LYS:CE	1:B:154:SER:O	2.60	0.48
1:B:147:LYS:CG	1:B:148:SER:H	2.26	0.48
1:B:186:TRP:HB3	1:B:215:ARG:CB	2.43	0.48
1:B:192:PRO:CD	1:B:210:TYR:HB2	2.42	0.48
1:B:211:LEU:HB3	1:B:213:ILE:CG2	2.44	0.48
1:B:235:ALA:HB1	1:B:239:PHE:CZ	2.47	0.48
2:C:97:ASN:CB	2:C:128:SER:CB	2.86	0.48
2:C:199:LYS:HZ3	2:C:200:ASN:CA	2.25	0.48

Continued on next page...

Continued from previous page...

Atom-1	Atom-2	Interatomic distance (Å)	Clash overlap (Å)
2:C:275:SER:O	2:C:278:LEU:HB3	2.12	0.48
2:C:480:ARG:H	2:C:481:PRO:HD2	1.78	0.48
3:D:130:ILE:HD13	3:D:130:ILE:H	1.78	0.48
3:D:130:ILE:CA	3:D:134:HIS:HB2	2.43	0.48
4:E:91:LEU:CB	4:E:95:VAL:HG23	2.32	0.48
3:F:2:GLU:O	3:F:2:GLU:CG	2.61	0.48
3:F:137:PHE:CD1	3:F:435:GLN:CD	2.87	0.48
3:F:274:ILE:CG1	3:F:277:TYR:CE1	2.80	0.48
3:F:396:ALA:O	3:F:399:TRP:HB2	2.13	0.48
3:F:419:ILE:HG22	3:F:420:ILE:H	1.74	0.48
1:G:53:SER:HA	1:G:122:ALA:O	2.13	0.48
1:G:160:HIS:H	1:G:195:LYS:HZ1	1.51	0.48
1:G:274:SER:O	1:G:276:SER:N	2.46	0.48
1:G:440:LEU:CA	1:G:443:PHE:HB3	2.43	0.48
3:I:56:LEU:HB2	3:I:120:PRO:HG3	1.94	0.48
3:I:75:ILE:O	3:I:76:LYS:C	2.50	0.48
3:I:145:LYS:C	3:I:146:LEU:CD1	2.66	0.48
3:I:230:VAL:HA	3:I:233:PHE:HD2	1.78	0.48
3:I:233:PHE:CD1	3:I:409:ILE:HD12	2.45	0.48
4:J:273:PRO:CG	4:J:274:GLU:N	2.76	0.48
3:K:137:PHE:CD1	3:K:435:GLN:CD	2.86	0.48
3:K:291:VAL:CG1	3:K:295:VAL:CG2	2.91	0.48
3:K:304:SER:H	3:K:400:LYS:CD	2.20	0.48
1:L:181:THR:HG23	1:L:184:GLY:H	1.78	0.48
1:L:465:ASP:C	1:L:467:PRO:HD2	2.33	0.48
2:M:3:GLU:O	2:M:3:GLU:CG	2.59	0.48
2:M:180:ASP:HB3	2:M:219:LEU:HD13	1.95	0.48
2:M:275:SER:O	2:M:278:LEU:HB3	2.12	0.48
2:M:425:SER:O	2:M:429:ILE:CG2	2.61	0.48
4:O:59:TRP:CH2	4:O:115:MET:HB3	2.48	0.48
4:O:273:PRO:CG	4:O:274:GLU:N	2.76	0.48
3:P:2:GLU:O	3:P:2:GLU:CG	2.61	0.48
3:P:223:LEU:HA	3:P:226:SER:OG	2.13	0.48
3:P:303:PRO:CB	3:P:400:LYS:CE	2.86	0.48
1:Q:26:GLY:O	1:Q:28:LYS:CE	2.59	0.48
1:Q:160:HIS:H	1:Q:195:LYS:HZ1	1.51	0.48
1:Q:258:ALA:HB2	2:R:265:LEU:CG	2.43	0.48
1:Q:453:SER:O	1:Q:457:ASP:OD1	2.31	0.48
2:R:12:LEU:CD1	2:R:16:LYS:HE3	2.43	0.48
2:R:113:ARG:HB2	2:R:117:TYR:O	2.13	0.48
2:R:180:ASP:HB3	2:R:219:LEU:HD13	1.95	0.48

Continued on next page...

Continued from previous page...

Atom-1	Atom-2	Interatomic distance (Å)	Clash overlap (Å)
2:R:289:GLY:HA3	2:R:293:MET:HE1	1.95	0.48
2:R:302:VAL:O	2:R:306:CYS:N	2.46	0.48
3:S:167:LEU:HD12	3:S:167:LEU:N	2.28	0.48
4:T:79:ILE:HG12	4:T:80:PRO:HD2	1.95	0.48
4:T:85:TRP:CZ2	4:T:155:VAL:HG22	2.48	0.48
4:T:219:LEU:HB3	4:T:222:ILE:HB	1.95	0.48
4:T:261:GLN:NE2	4:T:265:LEU:HG	2.24	0.48
4:T:264:PHE:N	4:T:264:PHE:HD1	2.09	0.48
4:T:272:VAL:HG22	4:T:272:VAL:O	2.12	0.48
3:U:31:ILE:HG23	3:U:60:TRP:HE3	1.78	0.48
3:U:37:LEU:HD22	3:U:54:VAL:HG12	1.90	0.48
3:U:50:VAL:CG1	3:U:52:THR:CG2	2.91	0.48
3:U:94:ASN:O	3:U:127:TYR:HD2	1.96	0.48
3:U:242:LYS:HA	3:U:243:MET:HE2	1.95	0.48
1:V:258:ALA:HB2	2:W:265:LEU:CG	2.43	0.48
1:V:308:SER:HB2	1:V:312:HIS:H	1.77	0.48
2:W:234:THR:N	2:W:235:PRO:CD	2.75	0.48
2:W:274:THR:CG2	2:W:275:SER:N	2.76	0.48
2:W:431:LYS:C	2:W:434:LYS:HB3	2.33	0.48
3:X:32:THR:O	3:X:58:GLN:HA	2.13	0.48
3:X:65:LEU:HB3	3:X:110:LEU:CD1	2.43	0.48
3:X:133:THR:CA	3:X:274:ILE:HG23	2.42	0.48
3:X:145:LYS:NZ	3:X:200:ASP:OD2	2.43	0.48
3:X:389:ASP:O	3:X:393:SER:OG	2.22	0.48
4:Y:2:GLU:HA	4:Y:5:ARG:CG	2.38	0.48
4:Y:79:ILE:HG12	4:Y:80:PRO:HD2	1.95	0.48
4:Y:264:PHE:CD1	4:Y:264:PHE:N	2.79	0.48
4:Y:270:GLN:C	4:Y:273:PRO:CD	2.81	0.48
4:Y:273:PRO:CG	4:Y:274:GLU:N	2.76	0.48
3:Z:130:ILE:O	3:Z:134:HIS:HB2	2.13	0.48
3:Z:257:LEU:CD1	3:Z:285:VAL:CG2	2.86	0.48
1:0:130:ILE:HD12	1:0:134:TYR:HE2	1.78	0.48
1:0:211:LEU:HB3	1:0:213:ILE:CG2	2.43	0.48
1:0:235:ALA:HB1	1:0:239:PHE:HE2	1.73	0.48
2:1:49:ASP:C	2:1:50:GLU:CG	2.81	0.48
2:1:83:ARG:HB3	2:1:85:GLU:OE1	2.11	0.48
2:1:143:ASN:OD1	2:1:220:ILE:CG2	2.61	0.48
2:1:180:ASP:HB2	2:1:195:LYS:HD3	1.95	0.48
2:1:224:LYS:HZ3	2:1:291:TYR:HE2	1.61	0.48
2:1:279:PRO:HA	2:1:282:ALA:HB2	1.94	0.48
2:1:302:VAL:O	2:1:306:CYS:N	2.46	0.48

Continued on next page...

Continued from previous page...

Atom-1	Atom-2	Interatomic distance (Å)	Clash overlap (Å)
2:1:430:VAL:O	2:1:434:LYS:N	2.41	0.48
3:2:37:LEU:CD1	3:2:54:VAL:HG22	2.43	0.48
3:2:64:ARG:CA	3:2:66:ARG:HH11	2.06	0.48
3:2:89:ASP:CG	3:2:149:TRP:CD1	2.86	0.48
3:2:291:VAL:O	3:2:295:VAL:HG22	2.13	0.48
3:2:305:THR:OG1	3:2:401:TYR:HD2	1.95	0.48
4:3:76:LEU:HD13	3:Z:155:LYS:HE2	1.95	0.48
4:3:78:ARG:NH1	4:3:108:LEU:HD13	2.28	0.48
4:3:273:PRO:CG	4:3:274:GLU:N	2.76	0.48
3:A:151:TYR:CB	3:A:156:VAL:CG1	2.91	0.48
3:A:245:LEU:CD2	1:B:253:ILE:HB	2.41	0.48
3:A:305:THR:O	3:A:306:HIS:CB	2.61	0.48
3:A:413:VAL:HA	3:A:416:LEU:HB3	1.95	0.48
1:B:68:ASP:HA	1:B:72:TYR:HD2	1.78	0.48
1:B:118:TRP:C	1:B:119:HIS:CD2	2.86	0.48
1:B:241:LEU:HD12	2:C:314:PHE:CD1	2.48	0.48
1:B:258:ALA:HB2	2:C:265:LEU:HD22	1.84	0.48
2:C:66:ARG:HG2	2:C:66:ARG:NH1	2.08	0.48
2:C:110:VAL:HG22	2:C:120:TRP:CD1	2.49	0.48
2:C:132:ILE:HA	2:C:136:TYR:CG	2.48	0.48
2:C:299:VAL:C	2:C:303:VAL:HG23	2.31	0.48
3:D:37:LEU:CD1	3:D:54:VAL:HG22	2.43	0.48
3:D:51:GLU:HA	3:D:124:PHE:O	2.12	0.48
4:E:38:ASN:O	4:E:51:THR:HG23	2.12	0.48
4:E:58:GLN:C	4:E:59:TRP:HE3	2.17	0.48
4:E:270:GLN:C	4:E:273:PRO:CD	2.81	0.48
3:F:33:VAL:HG23	3:F:158:ILE:HG12	1.89	0.48
3:F:60:TRP:NE1	3:F:116:ILE:HD12	2.28	0.48
3:F:76:LYS:HE3	3:F:112:TYR:CZ	2.48	0.48
3:F:166:ASP:HB3	3:F:178:MET:CE	2.43	0.48
3:F:187:TRP:CE2	3:F:196:THR:CG2	2.88	0.48
1:G:62:ASP:C	1:G:64:ARG:N	2.67	0.48
1:G:131:LYS:CG	1:G:132:VAL:H	2.25	0.48
1:G:261:VAL:CG1	1:G:262:PHE:N	2.76	0.48
2:H:122:PRO:CB	2:H:123:PRO:CD	2.87	0.48
3:I:49:ILE:HG21	3:I:125:LYS:CE	2.43	0.48
4:J:59:TRP:CE3	4:J:115:MET:HB2	2.48	0.48
4:J:94:ASN:HA	4:J:126:THR:H	1.78	0.48
4:J:100:GLU:CD	4:J:122:ILE:HG12	2.34	0.48
4:J:172:ILE:HG23	4:J:174:PRO:CD	2.43	0.48
4:J:471:LEU:O	4:J:471:LEU:HD12	2.13	0.48

Continued on next page...

Continued from previous page...

Atom-1	Atom-2	Interatomic distance (Å)	Clash overlap (Å)
3:K:17:LYS:HZ2	3:K:83:ASP:HB3	1.76	0.48
2:M:12:LEU:CD1	2:M:16:LYS:HE3	2.43	0.48
2:M:33:ILE:HD12	2:M:158:ILE:CD1	2.42	0.48
2:M:94:LEU:HB2	2:M:98:ASN:CB	2.33	0.48
2:M:110:VAL:HG22	2:M:120:TRP:CD1	2.48	0.48
2:M:190:TRP:HA	2:M:223:ARG:CB	2.43	0.48
2:M:471:PHE:O	2:M:475:MET:N	2.34	0.48
4:O:58:GLN:C	4:O:59:TRP:HE3	2.17	0.48
4:O:94:ASN:HA	4:O:126:THR:H	1.78	0.48
3:P:166:ASP:N	3:P:181:TYR:CD1	2.81	0.48
3:P:229:THR:C	3:P:232:VAL:HB	2.34	0.48
1:Q:31:VAL:CG1	1:Q:158:LEU:HD21	2.39	0.48
1:Q:186:TRP:HB3	1:Q:215:ARG:CB	2.43	0.48
1:Q:440:LEU:CA	1:Q:443:PHE:HB3	2.43	0.48
2:R:11:LEU:C	2:R:13:ILE:N	2.65	0.48
2:R:12:LEU:O	2:R:13:ILE:C	2.51	0.48
2:R:318:SER:CB	2:R:447:ASN:ND2	2.72	0.48
2:R:475:MET:CG	2:R:476:GLY:N	2.68	0.48
3:S:38:ILE:O	3:S:169:THR:CG2	2.61	0.48
3:S:56:LEU:HB2	3:S:120:PRO:HG3	1.94	0.48
3:S:187:TRP:CZ2	3:S:196:THR:HG23	2.48	0.48
3:S:239:SER:HB2	3:S:242:LYS:CE	2.37	0.48
4:T:59:TRP:N	4:T:59:TRP:HE3	2.12	0.48
4:T:471:LEU:HD12	4:T:471:LEU:O	2.13	0.48
3:U:76:LYS:HE3	3:U:112:TYR:CZ	2.48	0.48
3:U:82:SER:O	3:U:84:ASP:N	2.46	0.48
3:U:130:ILE:O	3:U:134:HIS:HB2	2.13	0.48
3:U:229:THR:HA	3:U:232:VAL:CG2	2.44	0.48
1:V:21:PRO:CG	1:V:60:TRP:HE1	2.22	0.48
1:V:312:HIS:O	1:V:312:HIS:CG	2.63	0.48
1:V:440:LEU:CA	1:V:443:PHE:HB3	2.43	0.48
2:W:110:VAL:HG13	2:W:120:TRP:CA	2.42	0.48
2:W:180:ASP:HB2	2:W:195:LYS:HD3	1.95	0.48
2:W:226:LEU:H	2:W:227:PHE:HD1	1.59	0.48
2:W:242:LEU:HD21	2:W:263:VAL:CG1	2.43	0.48
3:X:167:LEU:HD12	3:X:167:LEU:N	2.28	0.48
4:Y:85:TRP:CZ2	4:Y:155:VAL:HG22	2.48	0.48
4:Y:100:GLU:CD	4:Y:122:ILE:HG12	2.34	0.48
4:Y:228:PRO:O	4:Y:231:LEU:HD23	2.13	0.48
4:Y:287:ILE:O	4:Y:291:PHE:CD2	2.66	0.48
3:Z:20:ARG:HG3	3:Z:22:VAL:HG23	1.94	0.48

Continued on next page...

Continued from previous page...

Atom-1	Atom-2	Interatomic distance (Å)	Clash overlap (Å)
3:Z:75:ILE:O	3:Z:76:LYS:C	2.51	0.48
3:Z:91:VAL:HB	3:Z:149:TRP:HB2	1.95	0.48
3:Z:93:TYR:N	3:Z:93:TYR:HD1	2.11	0.48
3:Z:94:ASN:O	3:Z:127:TYR:HD2	1.96	0.48
3:Z:212:LEU:C	3:Z:215:VAL:HG23	2.33	0.48
3:Z:212:LEU:CA	3:Z:215:VAL:HG23	2.40	0.48
3:Z:229:THR:C	3:Z:232:VAL:HB	2.34	0.48
3:Z:230:VAL:HA	3:Z:233:PHE:CD1	2.49	0.48
3:Z:398:GLU:C	3:Z:400:LYS:H	2.16	0.48
3:Z:413:VAL:HA	3:Z:416:LEU:HB3	1.94	0.48
3:Z:422:THR:C	3:Z:425:VAL:HG12	2.33	0.48
1:0:21:PRO:CG	1:0:60:TRP:HE1	2.22	0.48
1:0:45:GLU:HB2	1:0:134:TYR:CD2	2.48	0.48
1:0:257:LEU:HD22	3:Z:252:SER:CB	2.43	0.48
2:1:12:LEU:CD1	2:1:16:LYS:HE3	2.43	0.48
2:1:58:MET:CG	2:1:92:ILE:CD1	2.90	0.48
2:1:110:VAL:HG22	2:1:120:TRP:CD1	2.48	0.48
2:1:132:ILE:HG22	2:1:133:ASN:N	2.28	0.48
2:1:188:GLY:CA	2:1:190:TRP:CZ3	2.96	0.48
2:1:195:LYS:O	2:1:195:LYS:HG3	2.13	0.48
2:1:268:ALA:O	2:1:272:LEU:HG	2.13	0.48
2:1:274:THR:HA	2:1:277:ARG:HD2	1.94	0.48
3:2:19:ILE:HG22	3:2:20:ARG:N	2.29	0.48
3:2:135:PHE:CG	3:2:210:ILE:CG1	2.95	0.48
3:2:229:THR:O	3:2:233:PHE:CD2	2.65	0.48
4:3:58:GLN:C	4:3:59:TRP:HE3	2.17	0.48
4:3:94:ASN:HA	4:3:126:THR:H	1.78	0.48
4:3:172:ILE:HG23	4:3:174:PRO:CD	2.43	0.48
4:3:270:GLN:C	4:3:273:PRO:CD	2.81	0.48
4:3:279:VAL:HB	4:3:280:PRO:CD	2.43	0.48
3:A:46:VAL:N	3:A:272:PRO:HD3	2.29	0.48
3:A:243:MET:HG3	3:A:306:HIS:ND1	2.28	0.48
3:A:262:GLU:C	3:A:265:PRO:CD	2.81	0.48
3:A:382:ILE:O	3:A:386:MET:HE2	2.14	0.48
1:B:45:GLU:HB2	1:B:134:TYR:CD2	2.48	0.48
1:B:93:MET:HB2	1:B:145:VAL:HG23	1.96	0.48
1:B:192:PRO:HD2	1:B:210:TYR:HB3	1.94	0.48
2:C:199:LYS:C	2:C:199:LYS:HZ2	2.17	0.48
4:E:76:LEU:HD23	4:E:77:VAL:N	2.27	0.48
4:E:78:ARG:NH1	4:E:108:LEU:HD13	2.28	0.48
4:E:219:LEU:HB3	4:E:222:ILE:HB	1.95	0.48

Continued on next page...

Continued from previous page...

Atom-1	Atom-2	Interatomic distance (Å)	Clash overlap (Å)
3:F:75:ILE:O	3:F:76:LYS:C	2.51	0.48
3:F:243:MET:HB3	3:F:306:HIS:ND1	2.28	0.48
3:F:262:GLU:CG	4:J:271:LYS:HZ1	2.25	0.48
1:G:10:VAL:CG1	1:G:11:LEU:N	2.76	0.48
1:G:409:LYS:HD3	2:H:426:THR:HG1	1.73	0.48
2:H:67:LEU:HD13	2:H:67:LEU:O	2.13	0.48
2:H:94:LEU:HB2	2:H:98:ASN:CB	2.33	0.48
2:H:188:GLY:CA	2:H:190:TRP:CZ3	2.96	0.48
2:H:227:PHE:HA	2:H:230:ILE:HG23	1.94	0.48
2:H:241:PHE:C	2:H:241:PHE:HD1	2.17	0.48
3:I:32:THR:O	3:I:58:GLN:HA	2.13	0.48
3:I:130:ILE:HD13	3:I:130:ILE:H	1.77	0.48
4:J:103:TYR:CD2	4:J:104:TYR:HD1	2.30	0.48
4:J:228:PRO:O	4:J:231:LEU:HD23	2.13	0.48
4:J:436:ASN:CA	4:J:439:TRP:NE1	2.72	0.48
4:J:444:LYS:HA	4:J:444:LYS:CE	2.35	0.48
3:K:155:LYS:CE	4:O:76:LEU:HD13	2.42	0.48
3:K:187:TRP:NE1	3:K:196:THR:HG22	2.28	0.48
3:K:303:PRO:CB	3:K:400:LYS:CE	2.86	0.48
3:K:376:ILE:HG23	3:K:380:LYS:HE2	1.94	0.48
3:K:422:THR:C	3:K:425:VAL:HG12	2.33	0.48
1:L:258:ALA:HB2	2:M:265:LEU:CG	2.43	0.48
1:L:274:SER:O	1:L:276:SER:N	2.46	0.48
1:L:430:TYR:O	1:L:430:TYR:CD1	2.66	0.48
2:M:83:ARG:CB	2:M:84:PRO:HD2	2.33	0.48
2:M:110:VAL:HG13	2:M:120:TRP:CA	2.42	0.48
2:M:234:THR:N	2:M:235:PRO:CD	2.75	0.48
2:M:479:ASN:ND2	2:M:479:ASN:C	2.66	0.48
3:N:33:VAL:HG13	3:N:201:ILE:HD12	1.94	0.48
3:N:130:ILE:HD13	3:N:130:ILE:H	1.77	0.48
3:N:389:ASP:O	3:N:393:SER:OG	2.22	0.48
4:O:30:VAL:O	4:O:158:GLN:CG	2.60	0.48
4:O:79:ILE:HG12	4:O:80:PRO:HD2	1.95	0.48
4:O:232:ILE:O	4:O:236:VAL:HG22	2.14	0.48
3:P:417:ILE:CA	3:P:420:ILE:HG12	2.37	0.48
1:Q:15:TYR:O	1:Q:15:TYR:HD1	1.92	0.48
2:R:132:ILE:HG22	2:R:133:ASN:N	2.27	0.48
3:S:51:GLU:HA	3:S:124:PHE:O	2.12	0.48
4:T:6:LEU:CD1	4:T:67:ASN:CG	2.82	0.48
4:T:90:VAL:HG13	4:T:95:VAL:HB	1.94	0.48
4:T:159:LEU:HD21	4:T:208:ILE:HG23	1.93	0.48

Continued on next page...

Continued from previous page...

Atom-1	Atom-2	Interatomic distance (Å)	Clash overlap (Å)
4:T:200:LYS:HG3	4:T:200:LYS:O	2.12	0.48
4:T:269:ALA:O	4:T:273:PRO:CG	2.62	0.48
3:U:52:THR:O	3:U:123:ILE:CG1	2.58	0.48
3:U:67:TRP:HB3	3:U:71:ASP:HB3	1.94	0.48
3:U:93:TYR:N	3:U:93:TYR:HD1	2.11	0.48
3:U:128:CYS:CB	3:U:144:MET:CE	2.87	0.48
3:U:146:LEU:HD22	3:U:203:TYR:CZ	2.47	0.48
3:U:398:GLU:C	3:U:400:LYS:H	2.16	0.48
1:V:186:TRP:HB3	1:V:215:ARG:CB	2.43	0.48
1:V:227:PRO:O	1:V:228:CYS:C	2.51	0.48
2:W:35:LEU:CD2	2:W:37:LEU:HG	2.44	0.48
2:W:110:VAL:HG22	2:W:120:TRP:CD1	2.49	0.48
2:W:141:TRP:CE2	2:W:223:ARG:O	2.67	0.48
2:W:302:VAL:O	2:W:306:CYS:N	2.46	0.48
3:X:130:ILE:HD13	3:X:130:ILE:H	1.77	0.48
3:X:214:PHE:HA	3:X:217:ASN:OD1	2.12	0.48
4:Y:94:ASN:HA	4:Y:126:THR:H	1.78	0.48
4:Y:103:TYR:CD2	4:Y:104:TYR:HD1	2.30	0.48
1:0:62:ASP:C	1:0:64:ARG:N	2.67	0.48
1:0:82:SER:C	1:0:84:ASP:H	2.17	0.48
1:0:227:PRO:O	1:0:228:CYS:C	2.51	0.48
2:1:50:GLU:HA	2:1:132:ILE:CD1	2.43	0.48
2:1:149:THR:HB	2:1:214:ASP:HA	1.94	0.48
2:1:257:MET:HE1	2:1:320:HIS:O	2.13	0.48
2:1:459:PHE:O	2:1:463:PRO:HG3	2.13	0.48
3:2:38:ILE:O	3:2:169:THR:CG2	2.61	0.48
3:2:133:THR:CA	3:2:274:ILE:HG23	2.42	0.48
3:2:167:LEU:HD12	3:2:167:LEU:N	2.28	0.48
4:3:100:GLU:CD	4:3:122:ILE:HG12	2.34	0.48
4:3:276:SER:CB	4:3:281:LEU:HD13	2.41	0.48
4:3:304:LEU:HA	4:3:307:SER:OG	2.14	0.48
1:B:82:SER:C	1:B:84:ASP:H	2.17	0.48
1:B:227:PRO:O	1:B:228:CYS:C	2.51	0.48
2:C:63:TYR:HD1	2:C:64:ASP:N	2.10	0.48
2:C:64:ASP:HB3	2:C:67:LEU:CB	2.42	0.48
2:C:132:ILE:C	2:C:136:TYR:HB2	2.34	0.48
2:C:141:TRP:CE2	2:C:223:ARG:O	2.67	0.48
2:C:234:THR:N	2:C:235:PRO:CD	2.75	0.48
2:C:241:PHE:CZ	3:D:293:VAL:CG2	2.92	0.48
3:D:19:ILE:HG22	3:D:20:ARG:N	2.29	0.48
3:D:75:ILE:O	3:D:76:LYS:C	2.50	0.48

Continued on next page...

Continued from previous page...

Atom-1	Atom-2	Interatomic distance (Å)	Clash overlap (Å)
3:D:229:THR:O	3:D:232:VAL:CB	2.51	0.48
4:E:75:ASP:O	4:E:110:TYR:CD1	2.65	0.48
4:E:273:PRO:CG	4:E:274:GLU:N	2.76	0.48
3:F:82:SER:O	3:F:85:VAL:N	2.43	0.48
3:F:155:LYS:HE2	4:J:76:LEU:HD13	1.95	0.48
3:F:201:ILE:HG21	3:F:203:TYR:CE1	2.43	0.48
3:F:292:THR:CA	3:F:296:ILE:CD1	2.81	0.48
3:F:296:ILE:HD13	3:F:296:ILE:N	2.27	0.48
2:H:289:GLY:CA	2:H:293:MET:HE1	2.43	0.48
2:H:471:PHE:O	2:H:474:VAL:N	2.47	0.48
3:I:21:PRO:HG3	3:I:60:TRP:HZ2	1.78	0.48
3:I:37:LEU:CD1	3:I:54:VAL:HG22	2.43	0.48
4:J:195:ASN:HB3	4:J:204:ASP:CA	2.42	0.48
4:J:279:VAL:HB	4:J:280:PRO:CD	2.43	0.48
3:K:31:ILE:HG23	3:K:60:TRP:HE3	1.78	0.48
3:K:50:VAL:CG1	3:K:52:THR:CG2	2.91	0.48
1:L:10:VAL:CG1	1:L:11:LEU:HD22	2.40	0.48
1:L:10:VAL:CG1	1:L:11:LEU:N	2.76	0.48
1:L:415:LEU:C	1:L:415:LEU:CD1	2.82	0.48
2:M:39:LEU:CD2	2:M:180:ASP:OD1	2.62	0.48
3:N:89:ASP:CG	3:N:149:TRP:CD1	2.87	0.48
3:N:266:SER:O	3:N:270:ALA:HB2	2.12	0.48
3:N:407:ASP:OD1	3:N:408:HIS:N	2.47	0.48
4:O:172:ILE:HG23	4:O:174:PRO:CD	2.43	0.48
3:P:56:LEU:CD1	3:P:90:LEU:HD13	2.42	0.48
3:P:58:GLN:HE21	3:P:90:LEU:HD21	1.78	0.48
3:P:93:TYR:N	3:P:93:TYR:HD1	2.11	0.48
3:P:94:ASN:O	3:P:127:TYR:HD2	1.96	0.48
3:P:137:PHE:CD1	3:P:435:GLN:CD	2.87	0.48
3:P:243:MET:HG3	3:P:306:HIS:ND1	2.28	0.48
3:P:252:SER:CB	1:Q:257:LEU:HD22	2.43	0.48
1:Q:10:VAL:HG13	1:Q:11:LEU:N	2.29	0.48
1:Q:192:PRO:CD	1:Q:210:TYR:HB2	2.42	0.48
2:R:38:THR:HG22	2:R:57:TRP:CZ3	2.48	0.48
2:R:39:LEU:CD2	2:R:180:ASP:OD1	2.62	0.48
2:R:274:THR:CG2	2:R:275:SER:N	2.76	0.48
2:R:431:LYS:C	2:R:434:LYS:HB3	2.33	0.48
3:S:56:LEU:H	3:S:120:PRO:HD2	1.73	0.48
3:S:283:ILE:N	3:S:286:ILE:HD12	2.27	0.48
3:S:291:VAL:O	3:S:295:VAL:N	2.40	0.48
3:S:385:HIS:O	3:S:389:ASP:OD1	2.31	0.48

Continued on next page...

Continued from previous page...

Atom-1	Atom-2	Interatomic distance (Å)	Clash overlap (Å)
4:T:78:ARG:NH1	4:T:108:LEU:HD13	2.28	0.48
1:V:211:LEU:HB3	1:V:213:ILE:CG2	2.43	0.48
2:W:132:ILE:HG22	2:W:133:ASN:N	2.28	0.48
2:W:188:GLY:CA	2:W:190:TRP:CZ3	2.96	0.48
2:W:275:SER:O	2:W:279:PRO:CD	2.59	0.48
3:X:102:ILE:O	3:X:102:ILE:CG2	2.56	0.48
3:X:187:TRP:CH2	3:X:189:TYR:CG	3.02	0.48
3:X:259:VAL:CG1	3:X:262:GLU:OE1	2.54	0.48
4:Y:138:TRP:CZ2	4:Y:215:GLN:CB	2.93	0.48
4:Y:246:ALA:HA	4:Y:250:LYS:NZ	2.29	0.48
3:Z:27:HIS:C	3:Z:28:PHE:CG	2.87	0.48
3:Z:186:HIS:ND1	3:Z:187:TRP:O	2.46	0.48
1:0:28:LYS:CB	1:0:156:VAL:N	2.76	0.48
1:0:135:PHE:CA	1:0:279:ILE:HD13	2.44	0.48
1:0:241:LEU:HD12	2:1:314:PHE:CD1	2.48	0.48
2:1:69:TRP:HD1	2:1:114:PRO:O	1.97	0.48
2:1:153:TYR:CB	2:1:158:ILE:HB	2.39	0.48
2:1:296:MET:HA	2:1:296:MET:HE2	1.92	0.48
2:1:471:PHE:O	2:1:474:VAL:N	2.47	0.48
3:2:89:ASP:CG	3:2:149:TRP:HB3	2.33	0.48
4:3:30:VAL:O	4:3:158:GLN:CG	2.60	0.48
4:3:83:LEU:N	4:3:83:LEU:CD2	2.76	0.48
4:3:219:LEU:HB3	4:3:222:ILE:HB	1.95	0.48
4:3:238:LEU:C	4:3:242:LEU:HB3	2.34	0.48
4:3:260:ALA:CB	3:Z:251:LEU:CD1	2.86	0.48
3:A:31:ILE:HG23	3:A:60:TRP:HE3	1.78	0.48
1:B:21:PRO:CG	1:B:60:TRP:HE1	2.22	0.48
1:B:274:SER:O	1:B:276:SER:N	2.46	0.48
1:B:421:PHE:HA	1:B:424:LEU:HD12	1.96	0.48
2:C:427:ASN:CA	2:C:430:VAL:HG23	2.38	0.48
3:D:65:LEU:HD23	3:D:110:LEU:HD13	1.95	0.48
3:D:266:SER:O	3:D:270:ALA:HB2	2.12	0.48
4:E:6:LEU:CD1	4:E:67:ASN:CG	2.82	0.48
4:E:173:ASP:H	4:E:174:PRO:HD2	1.77	0.48
4:E:232:ILE:O	4:E:236:VAL:HG22	2.14	0.48
3:F:31:ILE:HG23	3:F:60:TRP:HE3	1.78	0.48
3:F:52:THR:O	3:F:123:ILE:CG1	2.58	0.48
3:F:177:VAL:HG12	3:F:208:GLN:O	2.13	0.48
3:F:223:LEU:HA	3:F:226:SER:OG	2.13	0.48
1:G:45:GLU:HB2	1:G:134:TYR:CD2	2.48	0.48
1:G:211:LEU:HB3	1:G:213:ILE:CG2	2.43	0.48

Continued on next page...

Continued from previous page...

Atom-1	Atom-2	Interatomic distance (Å)	Clash overlap (Å)
1:G:233:ILE:O	1:G:237:LEU:CB	2.60	0.48
2:H:39:LEU:CD2	2:H:180:ASP:OD1	2.62	0.48
2:H:110:VAL:HG22	2:H:120:TRP:CD1	2.48	0.48
2:H:181:PRO:HA	2:H:184:PHE:CB	2.43	0.48
2:H:302:VAL:O	2:H:306:CYS:N	2.46	0.48
3:I:38:ILE:O	3:I:169:THR:CG2	2.61	0.48
3:I:76:LYS:HB3	3:I:76:LYS:HE2	1.58	0.48
3:I:130:ILE:CA	3:I:134:HIS:HB2	2.43	0.48
3:I:131:ILE:CG1	3:I:133:THR:H	2.05	0.48
3:I:144:MET:O	3:I:203:TYR:HD1	1.93	0.48
3:I:167:LEU:HD12	3:I:167:LEU:N	2.28	0.48
3:I:283:ILE:N	3:I:286:ILE:HD12	2.27	0.48
4:J:19:LYS:HZ3	4:J:154:GLU:HB2	1.73	0.48
4:J:30:VAL:O	4:J:158:GLN:CG	2.60	0.48
4:J:58:GLN:C	4:J:59:TRP:HE3	2.17	0.48
4:J:276:SER:CB	4:J:281:LEU:HD13	2.41	0.48
3:K:52:THR:O	3:K:123:ILE:CG1	2.59	0.48
3:K:148:ILE:CD1	3:K:156:VAL:HG22	2.44	0.48
3:K:166:ASP:HB3	3:K:178:MET:CE	2.43	0.48
3:K:227:PHE:HZ	1:L:303:ASN:HD22	1.62	0.48
3:K:286:ILE:O	3:K:289:ILE:CB	2.57	0.48
1:L:129:THR:O	1:L:129:THR:CG2	2.57	0.48
2:M:50:GLU:HA	2:M:132:ILE:CD1	2.43	0.48
2:M:106:TYR:C	2:M:107:PHE:CD1	2.85	0.48
2:M:132:ILE:C	2:M:136:TYR:HB2	2.34	0.48
2:M:148:PHE:O	2:M:215:VAL:HG22	2.13	0.48
2:M:204:ASP:OD1	2:M:205:LYS:CE	2.62	0.48
2:M:274:THR:CG2	2:M:275:SER:N	2.76	0.48
2:M:465:MET:O	2:M:469:THR:HB	2.14	0.48
3:N:187:TRP:CZ2	3:N:196:THR:HG23	2.48	0.48
3:N:305:THR:OG1	3:N:401:TYR:HD2	1.95	0.48
3:N:376:ILE:HG22	3:N:380:LYS:HZ1	1.78	0.48
4:O:59:TRP:N	4:O:59:TRP:HE3	2.12	0.48
4:O:103:TYR:CB	4:O:104:TYR:HD1	2.25	0.48
4:O:246:ALA:HA	4:O:250:LYS:NZ	2.29	0.48
3:P:17:LYS:HZ2	3:P:83:ASP:HB3	1.76	0.48
3:P:82:SER:O	3:P:85:VAL:N	2.43	0.48
3:P:151:TYR:CB	3:P:156:VAL:CG1	2.91	0.48
3:P:227:PHE:HZ	1:Q:303:ASN:HD22	1.62	0.48
3:P:230:VAL:HA	3:P:233:PHE:CD1	2.49	0.48
1:Q:62:ASP:C	1:Q:64:ARG:N	2.67	0.48

Continued on next page...

Continued from previous page...

Atom-1	Atom-2	Interatomic distance (Å)	Clash overlap (Å)
1:Q:227:PRO:O	1:Q:228:CYS:C	2.51	0.48
2:R:106:TYR:C	2:R:107:PHE:CD1	2.85	0.48
2:R:190:TRP:HA	2:R:223:ARG:CB	2.43	0.48
2:R:479:ASN:ND2	2:R:479:ASN:C	2.67	0.48
3:S:37:LEU:CD1	3:S:54:VAL:HG22	2.43	0.48
3:S:222:CYS:SG	3:S:225:PHE:CE1	3.05	0.48
3:S:407:ASP:OD1	3:S:408:HIS:N	2.47	0.48
4:T:58:GLN:CA	4:T:59:TRP:HE3	2.27	0.48
4:T:145:PHE:CD1	4:T:208:ILE:HB	2.48	0.48
3:U:243:MET:HG3	3:U:306:HIS:ND1	2.28	0.48
3:U:252:SER:CB	1:V:257:LEU:HD22	2.43	0.48
3:U:286:ILE:O	3:U:289:ILE:CB	2.57	0.48
1:V:35:LEU:HD23	1:V:35:LEU:N	2.27	0.48
1:V:129:THR:N	1:V:142:CYS:SG	2.84	0.48
1:V:286:PHE:HD1	1:V:290:LEU:CD1	2.26	0.48
2:W:58:MET:CG	2:W:92:ILE:CD1	2.90	0.48
2:W:98:ASN:C	2:W:100:GLY:H	2.17	0.48
2:W:143:ASN:OD1	2:W:220:ILE:CG2	2.61	0.48
2:W:195:LYS:O	2:W:195:LYS:HG3	2.13	0.48
3:X:36:GLN:N	3:X:54:VAL:HG12	2.29	0.48
3:X:65:LEU:HD23	3:X:110:LEU:HD13	1.95	0.48
3:X:303:PRO:HG2	3:X:400:LYS:NZ	2.20	0.48
4:Y:6:LEU:CD1	4:Y:67:ASN:CG	2.82	0.48
4:Y:30:VAL:O	4:Y:157:LEU:HA	2.13	0.48
4:Y:58:GLN:C	4:Y:59:TRP:HE3	2.17	0.48
4:Y:219:LEU:HB3	4:Y:222:ILE:HB	1.95	0.48
3:Z:46:VAL:N	3:Z:272:PRO:HD3	2.29	0.48
3:Z:52:THR:O	3:Z:123:ILE:CG1	2.58	0.48
3:Z:56:LEU:HD23	3:Z:57:ARG:H	1.76	0.48
3:Z:166:ASP:HB3	3:Z:178:MET:CE	2.43	0.48
3:Z:262:GLU:O	3:Z:265:PRO:CD	2.58	0.48
3:Z:305:THR:O	3:Z:306:HIS:CB	2.61	0.48
1:O:147:LYS:HZ2	1:O:205:GLU:HA	1.78	0.48
1:O:258:ALA:HB2	2:1:265:LEU:CG	2.43	0.48
1:O:437:ARG:HA	1:O:437:ARG:HD2	1.67	0.48
2:1:7:LEU:CD1	2:1:70:ASN:HD22	2.26	0.48
2:1:30:VAL:HG11	2:1:159:SER:HB3	1.93	0.48
2:1:132:ILE:HA	2:1:136:TYR:CG	2.48	0.48
2:1:141:TRP:CE2	2:1:223:ARG:O	2.67	0.48
2:1:190:TRP:HA	2:1:223:ARG:CB	2.43	0.48
2:1:242:LEU:HD21	2:1:263:VAL:CG1	2.43	0.48

Continued on next page...

Continued from previous page...

Atom-1	Atom-2	Interatomic distance (Å)	Clash overlap (Å)
4:3:191:LYS:N	4:3:209:ILE:CG2	2.70	0.48
3:A:130:ILE:O	3:A:134:HIS:HB2	2.13	0.48
3:A:186:HIS:HE1	3:A:187:TRP:O	1.96	0.48
3:A:227:PHE:HZ	1:B:303:ASN:HD22	1.62	0.48
1:B:92:LEU:CA	1:B:96:ASN:HB2	2.43	0.48
1:B:430:TYR:O	1:B:430:TYR:CD1	2.66	0.48
2:C:67:LEU:HD13	2:C:67:LEU:O	2.13	0.48
2:C:242:LEU:HD21	2:C:263:VAL:CG1	2.43	0.48
2:C:278:LEU:O	2:C:278:LEU:HD13	2.10	0.48
2:C:431:LYS:C	2:C:434:LYS:HB3	2.33	0.48
3:D:65:LEU:HB3	3:D:110:LEU:CD1	2.42	0.48
3:D:291:VAL:O	3:D:295:VAL:HG22	2.13	0.48
3:D:293:VAL:O	3:D:297:ASN:CB	2.61	0.48
4:E:100:GLU:CD	4:E:122:ILE:HG12	2.34	0.48
4:E:103:TYR:CD2	4:E:104:TYR:HD1	2.30	0.48
4:E:207:GLU:C	4:E:208:ILE:HG13	2.31	0.48
3:F:151:TYR:CB	3:F:156:VAL:CG1	2.90	0.48
3:F:166:ASP:N	3:F:181:TYR:CD1	2.81	0.48
3:F:187:TRP:CZ3	3:F:189:TYR:HB3	2.45	0.48
3:F:229:THR:C	3:F:232:VAL:HB	2.34	0.48
3:F:243:MET:HG3	3:F:306:HIS:ND1	2.28	0.48
3:F:413:VAL:HA	3:F:416:LEU:HB3	1.95	0.48
1:G:241:LEU:HG	1:G:248:LYS:HE2	1.96	0.48
1:G:261:VAL:HG12	1:G:262:PHE:N	2.29	0.48
2:H:479:ASN:C	2:H:479:ASN:ND2	2.67	0.48
2:H:480:ARG:H	2:H:481:PRO:HD2	1.78	0.48
3:I:36:GLN:N	3:I:54:VAL:HG12	2.29	0.48
3:I:167:LEU:HG	3:I:178:MET:CB	2.38	0.48
4:J:30:VAL:O	4:J:157:LEU:HA	2.13	0.48
3:K:212:LEU:C	3:K:215:VAL:HG23	2.33	0.48
1:L:10:VAL:CG1	1:L:11:LEU:CD2	2.91	0.48
1:L:118:TRP:C	1:L:119:HIS:CD2	2.86	0.48
1:L:241:LEU:HD12	2:M:314:PHE:CD1	2.49	0.48
2:M:7:LEU:HD23	2:M:10:ASP:CB	2.37	0.48
2:M:12:LEU:O	2:M:13:ILE:C	2.51	0.48
2:M:98:ASN:C	2:M:100:GLY:H	2.17	0.48
2:M:139:PHE:O	2:M:222:ARG:HG2	2.14	0.48
3:N:19:ILE:HG22	3:N:20:ARG:N	2.29	0.48
3:N:144:MET:O	3:N:203:TYR:HD1	1.93	0.48
4:O:2:GLU:HA	4:O:5:ARG:CG	2.38	0.48
4:O:219:LEU:HB3	4:O:222:ILE:HB	1.95	0.48

Continued on next page...

Continued from previous page...

Atom-1	Atom-2	Interatomic distance (Å)	Clash overlap (Å)
3:P:94:ASN:C	3:P:94:ASN:ND2	2.65	0.48
3:P:148:ILE:CD1	3:P:156:VAL:HG22	2.44	0.48
1:Q:28:LYS:CE	1:Q:154:SER:O	2.60	0.48
1:Q:112:HIS:CD2	1:Q:113:THR:HG23	2.49	0.48
1:Q:184:GLY:C	1:Q:186:TRP:H	2.17	0.48
1:Q:235:ALA:HB1	1:Q:239:PHE:HE2	1.73	0.48
2:R:9:ASN:C	2:R:12:LEU:HG	2.32	0.48
2:R:110:VAL:HG22	2:R:120:TRP:CD1	2.49	0.48
2:R:195:LYS:O	2:R:195:LYS:HG3	2.13	0.48
2:R:268:ALA:O	2:R:272:LEU:HG	2.13	0.48
2:R:296:MET:HE3	2:R:296:MET:CA	2.43	0.48
3:S:89:ASP:CG	3:S:149:TRP:CD1	2.86	0.48
4:T:14:TYR:HD2	4:T:16:LYS:NZ	2.09	0.48
4:T:59:TRP:HE1	4:T:84:LEU:CD2	2.25	0.48
4:T:246:ALA:HA	4:T:250:LYS:NZ	2.29	0.48
4:T:265:LEU:C	4:T:268:ILE:HG23	2.34	0.48
3:U:79:ARG:NH1	3:U:107:LYS:HZ1	2.09	0.48
1:V:235:ALA:O	1:V:239:PHE:CG	2.67	0.48
1:V:438:LEU:HD23	1:V:441:TYR:HB3	1.94	0.48
2:W:113:ARG:HB2	2:W:117:TYR:O	2.13	0.48
2:W:148:PHE:O	2:W:215:VAL:HG22	2.13	0.48
2:W:180:ASP:HB3	2:W:219:LEU:HD13	1.95	0.48
2:W:185:THR:HG22	2:W:187:ASN:H	1.78	0.48
2:W:273:LEU:HD23	2:W:276:GLN:HG3	1.96	0.48
3:X:107:LYS:N	3:X:107:LYS:CD	2.72	0.48
3:X:130:ILE:CA	3:X:134:HIS:HB2	2.43	0.48
3:X:242:LYS:HB2	3:X:245:LEU:HD12	1.94	0.48
3:X:405:VAL:O	3:X:405:VAL:HG12	2.12	0.48
3:X:420:ILE:HA	3:X:423:VAL:HB	1.96	0.48
4:Y:14:TYR:HD2	4:Y:16:LYS:NZ	2.09	0.48
4:Y:59:TRP:CE3	4:Y:115:MET:HB2	2.48	0.48
4:Y:78:ARG:NH1	4:Y:108:LEU:HD13	2.29	0.48
4:Y:133:TYR:C	4:Y:135:PRO:HD2	2.34	0.48
4:Y:151:ASN:HA	4:Y:205:PHE:CD1	2.48	0.48
3:Z:2:GLU:O	3:Z:2:GLU:CG	2.61	0.48
3:Z:47:ASN:O	3:Z:48:GLN:HG2	2.14	0.48
3:Z:171:MET:HG2	3:Z:173:SER:H	1.79	0.48
3:Z:376:ILE:HG23	3:Z:380:LYS:HE2	1.94	0.48
1:0:92:LEU:CA	1:0:96:ASN:HB2	2.43	0.48
1:0:118:TRP:C	1:0:119:HIS:CD2	2.86	0.48
1:0:147:LYS:CG	1:0:148:SER:H	2.26	0.48

Continued on next page...

Continued from previous page...

Atom-1	Atom-2	Interatomic distance (Å)	Clash overlap (Å)
1:0:192:PRO:HD2	1:0:210:TYR:HB3	1.95	0.48
1:0:409:LYS:HD3	2:1:426:THR:CB	2.44	0.48
2:1:132:ILE:C	2:1:136:TYR:HB2	2.34	0.48
3:2:416:LEU:O	3:2:420:ILE:HG23	2.14	0.48
4:3:17:ARG:H	4:3:17:ARG:CD	2.27	0.48
4:3:85:TRP:CZ2	4:3:155:VAL:HG22	2.48	0.48
3:A:212:LEU:HA	3:A:215:VAL:HG21	1.94	0.48
3:A:247:ILE:HG13	4:E:253:LEU:HD12	1.96	0.48
3:A:432:GLU:HG3	3:A:436:GLU:CD	2.34	0.48
1:B:197:TRP:CB	1:B:204:TYR:HD1	2.27	0.48
1:B:235:ALA:O	1:B:239:PHE:CG	2.67	0.48
1:B:256:LEU:HD22	1:B:298:SER:CB	2.43	0.48
1:B:261:VAL:CG1	1:B:262:PHE:N	2.76	0.48
2:C:3:GLU:O	2:C:3:GLU:CG	2.59	0.48
2:C:35:LEU:HD22	2:C:215:VAL:CG2	2.40	0.48
2:C:148:PHE:O	2:C:215:VAL:HG22	2.13	0.48
2:C:180:ASP:OD2	2:C:219:LEU:CD2	2.61	0.48
2:C:181:PRO:HA	2:C:184:PHE:CB	2.43	0.48
2:C:264:LEU:HA	2:C:267:GLN:HG3	1.96	0.48
3:D:186:HIS:ND1	3:D:187:TRP:N	2.57	0.48
3:D:305:THR:OG1	3:D:401:TYR:HD2	1.96	0.48
3:D:413:VAL:O	3:D:417:ILE:N	2.45	0.48
4:E:40:ILE:HB	4:E:50:THR:HB	1.95	0.48
4:E:133:TYR:C	4:E:135:PRO:HD2	2.34	0.48
3:F:212:LEU:C	3:F:215:VAL:HG23	2.33	0.48
1:G:92:LEU:H	1:G:96:ASN:HB3	1.73	0.48
1:G:249:MET:HE1	1:G:250:SER:HB3	1.94	0.48
1:G:415:LEU:C	1:G:415:LEU:CD1	2.82	0.48
2:H:141:TRP:CE2	2:H:223:ARG:O	2.67	0.48
2:H:185:THR:HG22	2:H:187:ASN:H	1.79	0.48
2:H:241:PHE:CD1	2:H:242:LEU:N	2.82	0.48
2:H:242:LEU:HD21	2:H:263:VAL:CG1	2.43	0.48
3:I:17:LYS:HG2	3:I:84:ASP:C	2.34	0.48
3:I:41:ILE:HG21	4:J:96:ASP:OD2	2.14	0.48
3:I:135:PHE:CE1	3:I:273:LEU:CB	2.97	0.48
3:I:236:PRO:HD3	3:I:299:HIS:CE1	2.49	0.48
3:I:244:THR:HG23	3:I:245:LEU:H	1.76	0.48
3:I:407:ASP:OD1	3:I:408:HIS:N	2.47	0.48
4:J:133:TYR:C	4:J:135:PRO:HD2	2.34	0.48
4:J:207:GLU:C	4:J:208:ILE:HG13	2.32	0.48
3:K:186:HIS:ND1	3:K:187:TRP:O	2.46	0.48

Continued on next page...

Continued from previous page...

Atom-1	Atom-2	Interatomic distance (Å)	Clash overlap (Å)
3:K:212:LEU:HA	3:K:215:VAL:HG21	1.94	0.48
3:K:229:THR:C	3:K:232:VAL:HB	2.34	0.48
3:K:245:LEU:CD2	1:L:253:ILE:HB	2.40	0.48
3:K:247:ILE:HG13	4:O:253:LEU:HD12	1.96	0.48
3:K:304:SER:OG	3:K:400:LYS:NZ	2.44	0.48
1:L:112:HIS:CD2	1:L:113:THR:HG23	2.49	0.48
1:L:234:LEU:HA	1:L:237:LEU:HB2	1.96	0.48
1:L:453:SER:O	1:L:457:ASP:OD1	2.31	0.48
2:M:59:ASP:HA	2:M:121:LEU:CB	2.44	0.48
2:M:205:LYS:HD3	2:M:205:LYS:H	1.79	0.48
2:M:245:LEU:C	2:M:249:LEU:HD13	2.30	0.48
3:N:49:ILE:HG21	3:N:125:LYS:CE	2.43	0.48
3:N:243:MET:HE2	3:N:243:MET:N	2.27	0.48
4:O:6:LEU:CD1	4:O:67:ASN:CG	2.82	0.48
4:O:17:ARG:CD	4:O:17:ARG:H	2.27	0.48
4:O:133:TYR:C	4:O:135:PRO:HD2	2.34	0.48
4:O:145:PHE:CD1	4:O:208:ILE:HB	2.48	0.48
4:O:173:ASP:H	4:O:174:PRO:HD2	1.77	0.48
4:O:304:LEU:HA	4:O:307:SER:OG	2.14	0.48
3:P:31:ILE:HA	3:P:59:GLN:O	2.13	0.48
3:P:146:LEU:HD22	3:P:203:TYR:CZ	2.47	0.48
3:P:166:ASP:HB3	3:P:178:MET:CE	2.43	0.48
3:P:229:THR:HA	3:P:232:VAL:CG2	2.44	0.48
1:Q:10:VAL:CG1	1:Q:11:LEU:N	2.76	0.48
1:Q:144:MET:CE	1:Q:191:LYS:CE	2.85	0.48
1:Q:241:LEU:HD12	2:R:314:PHE:CD1	2.49	0.48
1:Q:299:VAL:O	1:Q:302:LEU:HB3	2.14	0.48
2:R:58:MET:CG	2:R:92:ILE:CD1	2.90	0.48
2:R:59:ASP:HA	2:R:121:LEU:CB	2.44	0.48
2:R:471:PHE:O	2:R:475:MET:N	2.34	0.48
3:S:106:THR:CG2	3:S:107:LYS:HE2	2.43	0.48
3:S:130:ILE:CA	3:S:134:HIS:HB2	2.43	0.48
4:T:59:TRP:CE3	4:T:115:MET:HB2	2.48	0.48
4:T:94:ASN:HA	4:T:126:THR:H	1.78	0.48
3:U:2:GLU:O	3:U:2:GLU:CG	2.61	0.48
3:U:46:VAL:N	3:U:272:PRO:HD3	2.29	0.48
3:U:148:ILE:CG2	3:U:198:TYR:CB	2.88	0.48
3:U:212:LEU:CA	3:U:215:VAL:HG23	2.40	0.48
1:V:55:PHE:HA	1:V:121:SER:HA	1.96	0.48
1:V:184:GLY:C	1:V:186:TRP:H	2.17	0.48
1:V:241:LEU:HG	1:V:248:LYS:HE2	1.96	0.48

Continued on next page...

Continued from previous page...

Atom-1	Atom-2	Interatomic distance (Å)	Clash overlap (Å)
2:W:447:ASN:O	2:W:449:VAL:CG2	2.33	0.48
2:W:449:VAL:CG1	2:W:452:THR:HG21	2.42	0.48
3:X:37:LEU:CD1	3:X:54:VAL:HG22	2.43	0.48
3:X:89:ASP:CG	3:X:149:TRP:CD1	2.86	0.48
3:X:256:PHE:O	3:X:260:ILE:HG13	2.14	0.48
3:X:385:HIS:O	3:X:389:ASP:OD1	2.31	0.48
3:X:407:ASP:OD1	3:X:408:HIS:N	2.47	0.48
4:Y:91:LEU:H	4:Y:95:VAL:CB	2.25	0.48
4:Y:145:PHE:CD1	4:Y:208:ILE:HB	2.48	0.48
4:Y:436:ASN:CA	4:Y:439:TRP:NE1	2.72	0.48
3:Z:43:VAL:HG12	3:Z:44:ASP:N	2.29	0.48
3:Z:60:TRP:HH2	3:Z:118:TRP:HE3	1.61	0.48
3:Z:129:GLU:HG2	3:Z:130:ILE:N	2.29	0.48
1:0:101:GLU:CD	1:0:123:ILE:CG2	2.82	0.48
2:1:275:SER:O	2:1:279:PRO:CD	2.59	0.48
2:1:299:VAL:C	2:1:303:VAL:HG23	2.31	0.48
2:1:447:ASN:O	2:1:449:VAL:CG2	2.33	0.48
3:2:35:LEU:HD11	3:2:54:VAL:CG1	2.36	0.48
3:2:256:PHE:O	3:2:260:ILE:HG13	2.14	0.48
3:2:303:PRO:N	3:2:400:LYS:HD2	2.29	0.48
3:2:399:TRP:HA	3:2:399:TRP:HE3	1.79	0.48
3:2:405:VAL:O	3:2:405:VAL:HG12	2.12	0.48
4:3:6:LEU:CD1	4:3:67:ASN:CG	2.82	0.48
4:3:91:LEU:H	4:3:95:VAL:HG21	1.74	0.48
4:3:269:ALA:O	4:3:273:PRO:CG	2.62	0.48
3:A:60:TRP:HH2	3:A:118:TRP:HE3	1.60	0.48
3:A:207:MET:H	3:A:207:MET:CE	2.25	0.48
3:A:230:VAL:HA	3:A:233:PHE:CD1	2.49	0.48
1:B:47:ASN:C	1:B:48:GLU:HG2	2.25	0.48
1:B:51:THR:OG1	1:B:125:ARG:NH1	2.45	0.48
1:B:53:SER:HA	1:B:122:ALA:O	2.13	0.48
1:B:136:PRO:HB3	1:B:280:ILE:CD1	2.42	0.48
1:B:450:GLY:O	1:B:454:ILE:CG1	2.59	0.48
2:C:30:VAL:HG11	2:C:159:SER:HB3	1.93	0.48
2:C:113:ARG:HB3	2:C:114:PRO:CD	2.40	0.48
2:C:135:LEU:N	2:C:135:LEU:HD22	2.29	0.48
2:C:205:LYS:HD3	2:C:205:LYS:H	1.79	0.48
2:C:273:LEU:HD23	2:C:276:GLN:HG3	1.96	0.48
2:C:447:ASN:O	2:C:449:VAL:CG2	2.33	0.48
3:D:137:PHE:HB3	3:D:435:GLN:HG3	1.86	0.48
3:D:154:THR:O	3:D:155:LYS:HD3	2.14	0.48

Continued on next page...

Continued from previous page...

Atom-1	Atom-2	Interatomic distance (Å)	Clash overlap (Å)
3:D:201:ILE:CG2	3:D:203:TYR:CE1	2.93	0.48
3:F:252:SER:CB	1:G:257:LEU:HD22	2.43	0.48
1:G:101:GLU:CD	1:G:123:ILE:CG2	2.82	0.48
1:G:147:LYS:CG	1:G:148:SER:H	2.26	0.48
2:H:113:ARG:HD2	2:H:117:TYR:HB2	1.91	0.48
2:H:132:ILE:HA	2:H:136:TYR:CG	2.48	0.48
2:H:204:ASP:OD1	2:H:205:LYS:CE	2.62	0.48
3:I:189:TYR:HA	3:I:197:PRO:CG	2.44	0.48
3:I:238:ASP:CB	4:J:308:LEU:HD22	2.44	0.48
3:I:399:TRP:HA	3:I:399:TRP:HE3	1.79	0.48
4:J:78:ARG:NH1	4:J:108:LEU:HD13	2.28	0.48
4:J:79:ILE:HG12	4:J:80:PRO:HD2	1.95	0.48
3:K:58:GLN:HE21	3:K:90:LEU:HD21	1.78	0.48
3:K:155:LYS:HE2	4:O:76:LEU:HD13	1.95	0.48
3:K:221:PRO:HA	3:K:224:LEU:CB	2.36	0.48
1:L:41:LEU:HD22	1:L:41:LEU:HA	1.66	0.48
1:L:68:ASP:HA	1:L:72:TYR:HD2	1.78	0.48
1:L:97:ASP:N	1:L:125:ARG:O	2.45	0.48
1:L:101:GLU:CD	1:L:123:ILE:CG2	2.82	0.48
1:L:192:PRO:CD	1:L:210:TYR:HB2	2.42	0.48
1:L:235:ALA:O	1:L:239:PHE:CG	2.67	0.48
2:M:30:VAL:HG22	2:M:157:GLU:C	2.30	0.48
2:M:241:PHE:CD1	2:M:242:LEU:N	2.82	0.48
2:M:242:LEU:HD21	2:M:263:VAL:CG1	2.43	0.48
2:M:268:ALA:O	2:M:272:LEU:HG	2.13	0.48
3:N:17:LYS:HG2	3:N:84:ASP:C	2.34	0.48
3:N:41:ILE:HG21	4:O:96:ASP:OD2	2.14	0.48
3:N:236:PRO:HD3	3:N:299:HIS:CE1	2.49	0.48
3:N:252:SER:HB2	4:O:259:LEU:CD1	2.43	0.48
4:O:172:ILE:HG23	4:O:175:GLU:H	1.77	0.48
3:P:76:LYS:HE3	3:P:112:TYR:CZ	2.48	0.48
1:Q:53:SER:HA	1:Q:122:ALA:O	2.13	0.48
1:Q:101:GLU:CD	1:Q:123:ILE:CG2	2.82	0.48
1:Q:235:ALA:O	1:Q:239:PHE:CG	2.67	0.48
1:Q:255:ALA:O	1:Q:259:LEU:N	2.34	0.48
2:R:98:ASN:C	2:R:100:GLY:H	2.17	0.48
2:R:106:TYR:CE1	2:R:107:PHE:HE1	2.32	0.48
2:R:111:LEU:HB3	2:R:119:THR:HG1	1.75	0.48
2:R:139:PHE:O	2:R:222:ARG:HG2	2.14	0.48
2:R:143:ASN:OD1	2:R:220:ILE:CG2	2.61	0.48
2:R:241:PHE:CZ	3:S:293:VAL:CG2	2.92	0.48

Continued on next page...

Continued from previous page...

Atom-1	Atom-2	Interatomic distance (Å)	Clash overlap (Å)
3:S:19:ILE:HG22	3:S:20:ARG:N	2.28	0.48
3:S:32:THR:O	3:S:58:GLN:HA	2.13	0.48
3:S:65:LEU:HD23	3:S:110:LEU:HD13	1.94	0.48
3:S:242:LYS:HB2	3:S:245:LEU:HD12	1.94	0.48
3:S:253:LEU:HD23	3:S:254:THR:CB	2.42	0.48
3:S:257:LEU:C	3:S:257:LEU:CD1	2.82	0.48
4:T:30:VAL:O	4:T:158:GLN:CG	2.60	0.48
4:T:36:LEU:N	4:T:175:GLU:OE2	2.42	0.48
4:T:151:ASN:HA	4:T:205:PHE:CD1	2.48	0.48
4:T:207:GLU:C	4:T:208:ILE:HG13	2.31	0.48
4:T:235:LEU:HA	4:T:238:LEU:CG	2.30	0.48
3:U:227:PHE:HZ	1:V:303:ASN:HD22	1.62	0.48
3:U:247:ILE:HG13	4:Y:253:LEU:HD12	1.96	0.48
3:U:249:VAL:HG13	3:U:253:LEU:CD2	2.42	0.48
1:V:10:VAL:HG13	1:V:11:LEU:N	2.29	0.48
1:V:101:GLU:CD	1:V:123:ILE:CG2	2.82	0.48
1:V:136:PRO:HB3	1:V:280:ILE:CD1	2.42	0.48
1:V:197:TRP:CB	1:V:204:TYR:HD1	2.27	0.48
1:V:220:TYR:CB	1:V:223:TYR:CE2	2.97	0.48
1:V:261:VAL:HG12	1:V:262:PHE:N	2.29	0.48
2:W:48:THR:OG1	2:W:285:VAL:CA	2.62	0.48
2:W:59:ASP:HA	2:W:121:LEU:CB	2.44	0.48
2:W:67:LEU:HD13	2:W:67:LEU:O	2.13	0.48
2:W:135:LEU:N	2:W:135:LEU:HD22	2.29	0.48
2:W:227:PHE:HA	2:W:230:ILE:HG23	1.94	0.48
3:X:78:ILE:CD1	3:X:110:LEU:CB	2.86	0.48
4:Y:30:VAL:O	4:Y:158:GLN:CG	2.60	0.48
4:Y:58:GLN:CA	4:Y:59:TRP:HE3	2.27	0.48
4:Y:59:TRP:N	4:Y:59:TRP:HE3	2.12	0.48
4:Y:83:LEU:N	4:Y:83:LEU:CD2	2.76	0.48
3:Z:166:ASP:N	3:Z:181:TYR:CD1	2.81	0.48
3:Z:207:MET:H	3:Z:207:MET:CE	2.25	0.48
1:0:136:PRO:HB3	1:0:280:ILE:CD1	2.42	0.48
1:0:196:ASN:OD1	1:0:196:ASN:C	2.52	0.48
2:1:106:TYR:CE1	2:1:107:PHE:HE1	2.32	0.48
2:1:191:GLU:HG2	2:1:222:ARG:O	2.14	0.48
2:1:264:LEU:HA	2:1:267:GLN:HG3	1.96	0.48
2:1:479:ASN:ND2	2:1:479:ASN:C	2.67	0.48
3:2:35:LEU:HD11	3:2:54:VAL:CG2	2.43	0.48
3:2:106:THR:CG2	3:2:107:LYS:HE2	2.43	0.48
3:2:187:TRP:CH2	3:2:189:TYR:CG	3.02	0.48

Continued on next page...

Continued from previous page...

Atom-1	Atom-2	Interatomic distance (Å)	Clash overlap (Å)
3:A:31:ILE:HA	3:A:59:GLN:O	2.13	0.48
3:A:108:LEU:HD21	3:A:118:TRP:CD1	2.49	0.48
1:B:10:VAL:CG1	1:B:11:LEU:N	2.76	0.48
1:B:11:LEU:CD2	1:B:11:LEU:H	2.27	0.48
1:B:31:VAL:HG12	1:B:158:LEU:HD23	1.92	0.48
1:B:135:PHE:CA	1:B:279:ILE:HD13	2.44	0.48
2:C:59:ASP:HA	2:C:121:LEU:CB	2.44	0.48
2:C:106:TYR:CE1	2:C:107:PHE:HE1	2.32	0.48
2:C:191:GLU:HG2	2:C:222:ARG:O	2.14	0.48
2:C:459:PHE:O	2:C:463:PRO:HG3	2.13	0.48
3:D:40:LEU:HD22	3:D:52:THR:CB	2.44	0.48
3:D:187:TRP:CZ2	3:D:196:THR:HG23	2.48	0.48
3:D:416:LEU:O	3:D:420:ILE:HG23	2.14	0.48
4:E:58:GLN:CA	4:E:59:TRP:HE3	2.27	0.48
4:E:59:TRP:CE3	4:E:115:MET:HB2	2.48	0.48
4:E:123:TYR:N	4:E:123:TYR:CD1	2.81	0.48
4:E:240:TYR:O	4:E:243:PRO:CG	2.62	0.48
3:F:44:ASP:O	3:F:48:GLN:N	2.47	0.48
3:F:242:LYS:HA	3:F:243:MET:HE2	1.96	0.48
3:F:244:THR:HG23	3:F:245:LEU:N	2.29	0.48
3:F:247:ILE:CG1	4:J:253:LEU:HD12	2.44	0.48
3:F:422:THR:C	3:F:425:VAL:HG12	2.33	0.48
1:G:108:VAL:CG1	1:G:118:TRP:HB2	2.40	0.48
1:G:112:HIS:CD2	1:G:113:THR:HG23	2.49	0.48
1:G:186:TRP:HB3	1:G:215:ARG:CB	2.43	0.48
1:G:227:PRO:O	1:G:231:ILE:CG1	2.59	0.48
1:G:235:ALA:O	1:G:239:PHE:CG	2.67	0.48
1:G:256:LEU:CD1	1:G:302:LEU:HD22	2.43	0.48
1:G:258:ALA:HB2	2:H:265:LEU:CG	2.43	0.48
3:I:63:VAL:O	3:I:66:ARG:HD2	2.10	0.48
3:I:106:THR:CG2	3:I:107:LYS:HE2	2.43	0.48
4:J:103:TYR:HD2	4:J:104:TYR:CD1	2.32	0.48
4:J:219:LEU:HB3	4:J:222:ILE:HB	1.95	0.48
4:J:232:ILE:O	4:J:236:VAL:HG22	2.14	0.48
3:K:43:VAL:HG12	3:K:44:ASP:N	2.29	0.48
3:K:85:VAL:O	3:K:87:LEU:HD13	2.14	0.48
1:L:31:VAL:CG1	1:L:158:LEU:HD21	2.39	0.48
1:L:93:MET:HB2	1:L:145:VAL:HG23	1.96	0.48
1:L:134:TYR:CD1	1:L:213:ILE:CG1	2.89	0.48
1:L:186:TRP:HB3	1:L:215:ARG:CB	2.43	0.48
1:L:241:LEU:N	1:L:242:PRO:CD	2.74	0.48

Continued on next page...

Continued from previous page...

Atom-1	Atom-2	Interatomic distance (Å)	Clash overlap (Å)
1:L:286:PHE:HD1	1:L:290:LEU:HD12	1.78	0.48
1:L:448:SER:HB3	1:L:452:PHE:CZ	2.49	0.48
2:M:35:LEU:CD2	2:M:37:LEU:HG	2.44	0.48
2:M:97:ASN:CB	2:M:128:SER:CB	2.86	0.48
2:M:132:ILE:HA	2:M:136:TYR:CG	2.48	0.48
2:M:141:TRP:CE2	2:M:223:ARG:O	2.67	0.48
2:M:302:VAL:O	2:M:306:CYS:N	2.46	0.48
3:N:56:LEU:HB2	3:N:120:PRO:HG3	1.94	0.48
3:N:187:TRP:CH2	3:N:189:TYR:CG	3.02	0.48
4:O:14:TYR:HD2	4:O:16:LYS:NZ	2.09	0.48
4:O:44:GLU:OE2	4:O:133:TYR:HB3	2.13	0.48
3:P:67:TRP:HB3	3:P:71:ASP:HB3	1.94	0.48
3:P:167:LEU:HD12	3:P:178:MET:HB2	0.59	0.48
3:P:225:PHE:HD1	3:P:229:THR:HG1	1.61	0.48
3:P:305:THR:O	3:P:306:HIS:CB	2.61	0.48
3:P:398:GLU:C	3:P:400:LYS:H	2.16	0.48
3:P:413:VAL:HA	3:P:416:LEU:HB3	1.95	0.48
1:Q:4:GLU:OE2	1:Q:70:ALA:HB3	2.14	0.48
1:Q:10:VAL:CG1	1:Q:11:LEU:CD2	2.91	0.48
1:Q:68:ASP:HA	1:Q:72:TYR:HD2	1.79	0.48
1:Q:147:LYS:CG	1:Q:148:SER:H	2.26	0.48
2:R:132:ILE:HA	2:R:136:TYR:CG	2.48	0.48
2:R:135:LEU:N	2:R:135:LEU:HD22	2.29	0.48
2:R:191:GLU:HG2	2:R:222:ARG:O	2.14	0.48
2:R:480:ARG:H	2:R:481:PRO:HD2	1.78	0.48
3:S:285:VAL:C	3:S:287:SER:N	2.65	0.48
3:S:303:PRO:N	3:S:400:LYS:HD2	2.29	0.48
3:S:305:THR:OG1	3:S:401:TYR:HD2	1.95	0.48
3:S:389:ASP:O	3:S:393:SER:OG	2.22	0.48
3:S:420:ILE:HA	3:S:423:VAL:HB	1.96	0.48
4:T:173:ASP:H	4:T:174:PRO:HD2	1.77	0.48
4:T:238:LEU:C	4:T:242:LEU:HB3	2.34	0.48
3:U:48:GLN:CB	3:U:130:ILE:HG23	2.43	0.48
3:U:108:LEU:HD21	3:U:118:TRP:CD1	2.49	0.48
3:U:228:LEU:HD13	3:U:249:VAL:CG2	2.42	0.48
3:U:422:THR:C	3:U:425:VAL:HG12	2.33	0.48
1:V:47:ASN:C	1:V:48:GLU:HG2	2.25	0.48
1:V:53:SER:HA	1:V:122:ALA:O	2.13	0.48
1:V:62:ASP:C	1:V:64:ARG:N	2.67	0.48
1:V:299:VAL:O	1:V:302:LEU:HB3	2.14	0.48
1:V:430:TYR:O	1:V:430:TYR:CD1	2.66	0.48

Continued on next page...

Continued from previous page...

Atom-1	Atom-2	Interatomic distance (Å)	Clash overlap (Å)
2:W:30:VAL:CG1	2:W:159:SER:CB	2.88	0.48
2:W:39:LEU:CD2	2:W:180:ASP:OD1	2.62	0.48
2:W:465:MET:O	2:W:469:THR:HB	2.14	0.48
2:W:479:ASN:ND2	2:W:479:ASN:C	2.67	0.48
3:X:244:THR:HG23	3:X:245:LEU:H	1.76	0.48
3:X:253:LEU:HD23	3:X:254:THR:CB	2.42	0.48
3:X:303:PRO:N	3:X:400:LYS:HD2	2.29	0.48
4:Y:232:ILE:O	4:Y:236:VAL:HG22	2.14	0.48
4:Y:238:LEU:C	4:Y:242:LEU:HB3	2.34	0.48
3:Z:160:PRO:HG2	3:Z:185:LYS:HZ3	1.75	0.48
1:0:9:SER:C	1:0:13:GLU:HG3	2.35	0.48
1:0:53:SER:HA	1:0:122:ALA:O	2.13	0.48
1:0:68:ASP:HA	1:0:72:TYR:HD2	1.78	0.48
2:1:192:ILE:CD1	2:1:221:ILE:HG21	2.44	0.48
3:2:37:LEU:O	3:2:169:THR:HB	2.14	0.48
3:2:65:LEU:HD23	3:2:110:LEU:HD13	1.94	0.48
3:2:134:HIS:CE1	3:2:209:ARG:CD	2.75	0.48
3:2:189:TYR:HA	3:2:197:PRO:CG	2.44	0.48
4:3:86:LEU:HD13	4:3:103:TYR:CZ	2.49	0.48
4:3:103:TYR:HD2	4:3:104:TYR:CD1	2.32	0.48
4:3:133:TYR:C	4:3:135:PRO:HD2	2.34	0.48
4:3:163:GLU:O	4:3:164:GLY:C	2.53	0.48
4:3:240:TYR:O	4:3:243:PRO:CG	2.62	0.48
3:A:27:HIS:O	3:A:28:PHE:CB	2.61	0.48
3:A:50:VAL:HG12	3:A:51:GLU:N	2.29	0.48
3:A:58:GLN:HE21	3:A:90:LEU:HD21	1.78	0.48
3:A:145:LYS:HZ3	3:A:202:THR:HG21	1.79	0.48
3:A:171:MET:HG2	3:A:173:SER:H	1.79	0.48
3:A:186:HIS:ND1	3:A:187:TRP:O	2.46	0.48
3:A:229:THR:HA	3:A:232:VAL:CG2	2.44	0.48
3:A:252:SER:CB	1:B:257:LEU:HD22	2.43	0.48
3:A:284:PHE:CD1	3:A:284:PHE:N	2.82	0.48
1:B:89:ASP:OD2	1:B:150:THR:N	2.47	0.48
1:B:112:HIS:CD2	1:B:113:THR:HG23	2.49	0.48
1:B:261:VAL:CG1	1:B:262:PHE:HD1	2.19	0.48
2:C:12:LEU:CD1	2:C:16:LYS:HE3	2.43	0.48
2:C:35:LEU:CD2	2:C:37:LEU:HG	2.44	0.48
2:C:430:VAL:O	2:C:434:LYS:N	2.41	0.48
2:C:479:ASN:ND2	2:C:479:ASN:C	2.67	0.48
3:D:37:LEU:O	3:D:169:THR:HB	2.14	0.48
3:D:167:LEU:HD12	3:D:167:LEU:N	2.28	0.48

Continued on next page...

Continued from previous page...

Atom-1	Atom-2	Interatomic distance (Å)	Clash overlap (Å)
3:D:399:TRP:HA	3:D:399:TRP:HE3	1.79	0.48
3:D:417:ILE:HA	3:D:420:ILE:HG12	1.96	0.48
4:E:17:ARG:CD	4:E:17:ARG:H	2.27	0.48
4:E:31:THR:N	4:E:58:GLN:O	2.38	0.48
3:F:2:GLU:O	3:F:7:LEU:HD11	2.14	0.48
3:F:47:ASN:O	3:F:48:GLN:HG2	2.14	0.48
3:F:229:THR:HA	3:F:232:VAL:CG2	2.44	0.48
3:F:255:VAL:HA	3:F:258:LEU:HD12	1.96	0.48
3:F:284:PHE:CD1	3:F:284:PHE:N	2.82	0.48
1:G:234:LEU:HA	1:G:237:LEU:HB2	1.96	0.48
1:G:253:ILE:CG1	1:G:302:LEU:HD11	2.41	0.48
2:H:35:LEU:CD2	2:H:37:LEU:HG	2.44	0.48
2:H:59:ASP:HA	2:H:121:LEU:CB	2.44	0.48
2:H:83:ARG:CB	2:H:84:PRO:HD2	2.33	0.48
2:H:135:LEU:N	2:H:135:LEU:HD22	2.29	0.48
2:H:180:ASP:OD2	2:H:219:LEU:CD2	2.61	0.48
2:H:264:LEU:HA	2:H:267:GLN:HG3	1.96	0.48
3:I:36:GLN:O	3:I:54:VAL:HA	2.14	0.48
3:I:242:LYS:HB2	3:I:245:LEU:HD12	1.94	0.48
4:J:59:TRP:CH2	4:J:115:MET:HB3	2.48	0.48
4:J:246:ALA:HA	4:J:250:LYS:NZ	2.29	0.48
3:K:31:ILE:HA	3:K:59:GLN:O	2.13	0.48
3:K:129:GLU:HG2	3:K:130:ILE:N	2.29	0.48
3:K:133:THR:C	3:K:136:PRO:CD	2.83	0.48
3:K:151:TYR:CB	3:K:156:VAL:CG1	2.91	0.48
3:K:396:ALA:O	3:K:399:TRP:HB2	2.13	0.48
1:L:11:LEU:CD2	1:L:11:LEU:H	2.27	0.48
1:L:247:GLU:C	1:L:249:MET:N	2.65	0.48
1:L:253:ILE:CG1	1:L:302:LEU:HD11	2.41	0.48
2:M:69:TRP:HD1	2:M:114:PRO:O	1.97	0.48
2:M:132:ILE:HG22	2:M:133:ASN:N	2.27	0.48
2:M:135:LEU:HD22	2:M:135:LEU:N	2.29	0.48
2:M:195:LYS:HG3	2:M:195:LYS:O	2.13	0.48
2:M:241:PHE:CZ	3:N:293:VAL:CG2	2.92	0.48
2:M:241:PHE:C	2:M:241:PHE:HD1	2.17	0.48
3:N:135:PHE:CE1	3:N:273:LEU:CB	2.97	0.48
3:N:154:THR:O	3:N:155:LYS:HD3	2.14	0.48
3:N:159:SER:HB3	3:N:160:PRO:HD2	1.96	0.48
3:N:189:TYR:HA	3:N:197:PRO:CG	2.44	0.48
3:N:291:VAL:O	3:N:295:VAL:HG22	2.13	0.48
3:N:417:ILE:HA	3:N:420:ILE:HG12	1.96	0.48

Continued on next page...

Continued from previous page...

Atom-1	Atom-2	Interatomic distance (Å)	Clash overlap (Å)
4:O:58:GLN:CA	4:O:59:TRP:HE3	2.27	0.48
4:O:83:LEU:N	4:O:83:LEU:CD2	2.76	0.48
3:P:137:PHE:CD2	3:P:435:GLN:NE2	2.82	0.48
3:P:186:HIS:HE1	3:P:187:TRP:O	1.96	0.48
3:P:244:THR:HG23	3:P:245:LEU:N	2.29	0.48
1:Q:241:LEU:HG	1:Q:248:LYS:HE2	1.96	0.48
1:Q:256:LEU:CD1	1:Q:302:LEU:HD22	2.43	0.48
1:Q:438:LEU:HD23	1:Q:441:TYR:HB3	1.94	0.48
2:R:141:TRP:CE2	2:R:223:ARG:O	2.67	0.48
2:R:204:ASP:OD1	2:R:205:LYS:CD	2.61	0.48
2:R:205:LYS:HD3	2:R:205:LYS:H	1.79	0.48
2:R:245:LEU:O	2:R:249:LEU:N	2.39	0.48
2:R:459:PHE:O	2:R:463:PRO:HG3	2.13	0.48
2:R:465:MET:O	2:R:469:THR:HB	2.14	0.48
3:S:49:ILE:HG21	3:S:125:LYS:CE	2.43	0.48
3:S:293:VAL:O	3:S:297:ASN:CB	2.61	0.48
3:S:305:THR:OG1	3:S:401:TYR:CD2	2.66	0.48
4:T:58:GLN:C	4:T:59:TRP:HE3	2.17	0.48
4:T:172:ILE:HG23	4:T:174:PRO:CD	2.43	0.48
3:U:137:PHE:CD2	3:U:435:GLN:NE2	2.82	0.48
3:U:186:HIS:ND1	3:U:187:TRP:O	2.46	0.48
3:U:229:THR:C	3:U:232:VAL:HB	2.34	0.48
3:U:230:VAL:HA	3:U:233:PHE:CD1	2.49	0.48
1:V:10:VAL:CG1	1:V:11:LEU:N	2.76	0.48
1:V:11:LEU:CD2	1:V:11:LEU:H	2.27	0.48
1:V:68:ASP:HA	1:V:72:TYR:HD2	1.79	0.48
1:V:241:LEU:HD12	2:W:314:PHE:CD1	2.49	0.48
1:V:421:PHE:HA	1:V:424:LEU:HD12	1.96	0.48
2:W:35:LEU:HD12	2:W:92:ILE:CG2	2.42	0.48
2:W:56:VAL:CG1	2:W:126:PHE:HE2	2.21	0.48
2:W:204:ASP:OD1	2:W:205:LYS:CD	2.61	0.48
2:W:430:VAL:O	2:W:434:LYS:N	2.41	0.48
3:X:236:PRO:HD3	3:X:299:HIS:CE1	2.49	0.48
4:Y:40:ILE:HB	4:Y:50:THR:HB	1.95	0.48
4:Y:272:VAL:HG22	4:Y:272:VAL:O	2.12	0.48
3:Z:58:GLN:HE21	3:Z:90:LEU:HD21	1.78	0.48
3:Z:137:PHE:CD2	3:Z:435:GLN:NE2	2.82	0.48
1:0:31:VAL:HG12	1:0:158:LEU:HD23	1.92	0.47
1:0:93:MET:HB2	1:0:145:VAL:HG23	1.96	0.47
1:0:235:ALA:O	1:0:239:PHE:CG	2.67	0.47
1:0:299:VAL:O	1:0:302:LEU:HB3	2.14	0.47

Continued on next page...

Continued from previous page...

Atom-1	Atom-2	Interatomic distance (Å)	Clash overlap (Å)
1:0:303:ASN:HD22	3:Z:227:PHE:HZ	1.62	0.47
1:0:415:LEU:C	1:0:415:LEU:CD1	2.82	0.47
2:1:12:LEU:O	2:1:13:ILE:C	2.51	0.47
2:1:139:PHE:O	2:1:222:ARG:HG2	2.14	0.47
2:1:148:PHE:O	2:1:215:VAL:HG22	2.13	0.47
2:1:274:THR:CG2	2:1:275:SER:N	2.76	0.47
2:1:427:ASN:CA	2:1:430:VAL:HG23	2.38	0.47
3:2:49:ILE:HG21	3:2:125:LYS:CE	2.43	0.47
3:2:56:LEU:HB2	3:2:120:PRO:HG3	1.94	0.47
3:2:56:LEU:H	3:2:120:PRO:HD2	1.73	0.47
3:2:187:TRP:CZ2	3:2:196:THR:HA	2.42	0.47
3:2:285:VAL:C	3:2:287:SER:N	2.65	0.47
3:2:417:ILE:HA	3:2:420:ILE:HG12	1.96	0.47
3:A:47:ASN:O	3:A:48:GLN:HG2	2.14	0.47
3:A:128:CYS:CB	3:A:144:MET:CE	2.87	0.47
1:B:136:PRO:HG2	1:B:139:TRP:N	2.30	0.47
1:B:261:VAL:HG12	1:B:262:PHE:N	2.29	0.47
1:B:415:LEU:C	1:B:415:LEU:CD1	2.82	0.47
2:C:132:ILE:HG22	2:C:133:ASN:N	2.28	0.47
2:C:241:PHE:CD1	2:C:242:LEU:N	2.82	0.47
2:C:476:GLY:O	2:C:480:ARG:CG	2.62	0.47
3:D:135:PHE:O	3:D:210:ILE:CD1	2.62	0.47
3:D:236:PRO:HD3	3:D:299:HIS:CE1	2.49	0.47
3:D:420:ILE:HA	3:D:423:VAL:HB	1.96	0.47
3:F:233:PHE:HE2	3:F:413:VAL:HB	1.78	0.47
3:F:262:GLU:O	3:F:265:PRO:CD	2.58	0.47
3:F:432:GLU:HG3	3:F:436:GLU:CD	2.34	0.47
1:G:9:SER:C	1:G:13:GLU:HG3	2.35	0.47
1:G:21:PRO:HB2	1:G:29:VAL:HG11	1.96	0.47
1:G:112:HIS:CG	1:G:113:THR:N	2.82	0.47
1:G:438:LEU:CA	1:G:441:TYR:HB3	2.29	0.47
2:H:106:TYR:CE1	2:H:107:PHE:HE1	2.32	0.47
2:H:139:PHE:O	2:H:222:ARG:HG2	2.14	0.47
2:H:205:LYS:HD3	2:H:205:LYS:H	1.79	0.47
2:H:476:GLY:O	2:H:480:ARG:CG	2.62	0.47
3:I:385:HIS:O	3:I:389:ASP:OD1	2.31	0.47
4:J:55:ILE:HG23	4:J:119:PRO:HD2	1.96	0.47
4:J:86:LEU:HD13	4:J:103:TYR:CZ	2.49	0.47
4:J:151:ASN:HA	4:J:205:PHE:CD1	2.48	0.47
4:J:174:PRO:HD3	4:J:185:ILE:CG2	2.44	0.47
4:J:228:PRO:O	4:J:232:ILE:N	2.38	0.47

Continued on next page...

Continued from previous page...

Atom-1	Atom-2	Interatomic distance (Å)	Clash overlap (Å)
4:J:235:LEU:HA	4:J:238:LEU:CG	2.30	0.47
4:J:240:TYR:O	4:J:243:PRO:CG	2.62	0.47
3:K:60:TRP:HH2	3:K:118:TRP:HE3	1.61	0.47
3:K:108:LEU:HD21	3:K:118:TRP:CD1	2.49	0.47
3:K:160:PRO:CG	3:K:185:LYS:NZ	2.74	0.47
3:K:230:VAL:HA	3:K:233:PHE:CD1	2.48	0.47
3:K:252:SER:CB	1:L:257:LEU:HD22	2.43	0.47
3:K:413:VAL:HA	3:K:416:LEU:HB3	1.95	0.47
1:L:82:SER:OG	1:L:108:VAL:HG21	2.15	0.47
1:L:82:SER:C	1:L:84:ASP:H	2.17	0.47
1:L:130:ILE:O	1:L:131:LYS:O	2.32	0.47
1:L:135:PHE:CA	1:L:279:ILE:HD13	2.44	0.47
1:L:416:GLU:OE2	2:M:433:ILE:CG2	2.60	0.47
2:M:180:ASP:OD2	2:M:219:LEU:CD2	2.61	0.47
2:M:189:GLU:O	2:M:223:ARG:CG	2.35	0.47
2:M:289:GLY:HA3	2:M:293:MET:HE1	1.96	0.47
2:M:431:LYS:C	2:M:434:LYS:HB3	2.33	0.47
2:M:462:THR:O	2:M:466:VAL:CG2	2.61	0.47
3:N:47:ASN:C	3:N:48:GLN:HG2	2.32	0.47
4:O:86:LEU:HD13	4:O:103:TYR:CZ	2.49	0.47
4:O:162:GLU:HB3	4:O:191:LYS:HD3	1.96	0.47
3:P:46:VAL:CA	3:P:272:PRO:HD3	2.44	0.47
3:P:250:LEU:HD13	3:P:296:ILE:HG21	1.95	0.47
3:P:291:VAL:CG1	3:P:295:VAL:CG2	2.91	0.47
1:Q:55:PHE:HA	1:Q:121:SER:HA	1.95	0.47
1:Q:93:MET:HB2	1:Q:145:VAL:HG23	1.96	0.47
1:Q:227:PRO:O	1:Q:231:ILE:CG1	2.59	0.47
1:Q:234:LEU:HA	1:Q:237:LEU:HB2	1.96	0.47
1:Q:261:VAL:HG12	1:Q:262:PHE:N	2.29	0.47
2:R:66:ARG:CG	2:R:66:ARG:NH1	2.69	0.47
3:S:189:TYR:HA	3:S:197:PRO:CG	2.44	0.47
3:S:416:LEU:O	3:S:420:ILE:HG23	2.14	0.47
3:S:419:ILE:HD11	3:S:420:ILE:HG23	1.94	0.47
4:T:59:TRP:CH2	4:T:115:MET:HB3	2.48	0.47
4:T:103:TYR:HD2	4:T:104:TYR:CD1	2.32	0.47
4:T:270:GLN:C	4:T:273:PRO:CD	2.81	0.47
3:U:207:MET:O	3:U:207:MET:HE3	2.14	0.47
3:U:244:THR:HG23	3:U:245:LEU:N	2.29	0.47
1:V:112:HIS:CD2	1:V:113:THR:HG23	2.49	0.47
2:W:97:ASN:CB	2:W:128:SER:CB	2.86	0.47
2:W:204:ASP:OD1	2:W:205:LYS:CE	2.62	0.47

Continued on next page...

Continued from previous page...

Atom-1	Atom-2	Interatomic distance (Å)	Clash overlap (Å)
2:W:289:GLY:CA	2:W:293:MET:HE1	2.44	0.47
2:W:289:GLY:C	2:W:293:MET:HE2	2.33	0.47
3:X:135:PHE:CG	3:X:210:ILE:CG1	2.95	0.47
3:X:416:LEU:O	3:X:420:ILE:HG23	2.14	0.47
4:Y:174:PRO:HD3	4:Y:185:ILE:CG2	2.44	0.47
3:Z:244:THR:HG23	3:Z:245:LEU:N	2.29	0.47
1:0:55:PHE:HA	1:0:121:SER:HA	1.96	0.47
1:0:89:ASP:OD2	1:0:150:THR:N	2.47	0.47
2:1:39:LEU:CD2	2:1:180:ASP:OD1	2.62	0.47
2:1:181:PRO:HA	2:1:184:PHE:CB	2.43	0.47
2:1:205:LYS:HD3	2:1:205:LYS:H	1.79	0.47
3:2:44:ASP:OD1	3:2:46:VAL:HG23	2.14	0.47
3:2:92:LEU:CD2	3:2:124:PHE:CZ	2.95	0.47
3:2:244:THR:HG23	3:2:245:LEU:H	1.76	0.47
4:3:59:TRP:CE3	4:3:115:MET:HB2	2.48	0.47
4:3:138:TRP:CZ2	4:3:215:GLN:CB	2.93	0.47
3:A:129:GLU:HG2	3:A:130:ILE:N	2.29	0.47
3:A:148:ILE:CD1	3:A:156:VAL:HG22	2.44	0.47
1:B:130:ILE:O	1:B:131:LYS:O	2.32	0.47
2:C:190:TRP:HA	2:C:223:ARG:CB	2.44	0.47
2:C:274:THR:CG2	2:C:275:SER:N	2.76	0.47
2:C:318:SER:CB	2:C:447:ASN:ND2	2.72	0.47
2:C:455:ARG:H	2:C:455:ARG:CD	2.23	0.47
3:D:3:HIS:HB3	3:D:7:LEU:CD2	2.45	0.47
3:D:41:ILE:HG21	4:E:96:ASP:OD2	2.14	0.47
3:D:49:ILE:HG21	3:D:125:LYS:CE	2.43	0.47
3:D:187:TRP:CH2	3:D:189:TYR:CG	3.02	0.47
3:D:303:PRO:N	3:D:400:LYS:HD2	2.29	0.47
4:E:1:ASN:C	4:E:3:GLU:H	2.15	0.47
4:E:44:GLU:OE2	4:E:133:TYR:HB3	2.13	0.47
4:E:55:ILE:HG23	4:E:119:PRO:HD2	1.96	0.47
4:E:307:SER:O	4:E:314:HIS:O	2.33	0.47
4:E:434:SER:HA	4:E:437:GLU:HG2	1.96	0.47
3:F:108:LEU:HD21	3:F:118:TRP:CD1	2.49	0.47
1:G:130:ILE:CB	1:G:134:TYR:CD2	2.84	0.47
1:G:136:PRO:HB3	1:G:280:ILE:CD1	2.42	0.47
1:G:227:PRO:O	1:G:228:CYS:C	2.51	0.47
1:G:299:VAL:O	1:G:302:LEU:HB3	2.14	0.47
1:G:435:ALA:O	1:G:439:PHE:CB	2.59	0.47
1:G:448:SER:HB3	1:G:452:PHE:CZ	2.49	0.47
1:G:453:SER:O	1:G:457:ASP:OD1	2.31	0.47

Continued on next page...

Continued from previous page...

Atom-1	Atom-2	Interatomic distance (Å)	Clash overlap (Å)
1:G:456:LEU:O	1:G:460:HIS:N	2.38	0.47
2:H:279:PRO:O	2:H:283:LEU:N	2.42	0.47
3:I:135:PHE:O	3:I:210:ILE:CD1	2.62	0.47
3:I:187:TRP:CH2	3:I:189:TYR:CG	3.02	0.47
4:J:27:VAL:CG1	4:J:154:GLU:CA	2.80	0.47
4:J:40:ILE:HB	4:J:50:THR:HB	1.95	0.47
4:J:123:TYR:N	4:J:123:TYR:CD1	2.81	0.47
4:J:238:LEU:C	4:J:242:LEU:HB3	2.34	0.47
4:J:262:THR:HG23	4:J:265:LEU:HD12	1.96	0.47
4:J:265:LEU:C	4:J:268:ILE:HG23	2.34	0.47
4:J:269:ALA:O	4:J:273:PRO:CG	2.62	0.47
4:J:273:PRO:CG	4:J:274:GLU:H	2.24	0.47
3:K:244:THR:O	3:K:247:ILE:CB	2.63	0.47
3:K:252:SER:O	3:K:256:PHE:CG	2.63	0.47
3:K:256:PHE:HE1	1:L:261:VAL:HG23	1.72	0.47
3:K:267:THR:O	3:K:271:VAL:HG22	2.15	0.47
1:L:53:SER:HA	1:L:122:ALA:O	2.13	0.47
1:L:197:TRP:CB	1:L:204:TYR:HD1	2.27	0.47
1:L:440:LEU:CA	1:L:443:PHE:HB3	2.43	0.47
2:M:56:VAL:CG1	2:M:126:PHE:HE2	2.21	0.47
2:M:90:PRO:HD2	2:M:120:TRP:HZ3	1.73	0.47
2:M:191:GLU:HG2	2:M:222:ARG:O	2.14	0.47
2:M:273:LEU:CD2	2:M:276:GLN:HB2	2.44	0.47
2:M:293:MET:O	2:M:297:SER:N	2.41	0.47
2:M:429:ILE:HG13	2:M:430:VAL:HG22	1.96	0.47
3:N:32:THR:O	3:N:58:GLN:HA	2.13	0.47
3:N:36:GLN:N	3:N:54:VAL:HG12	2.29	0.47
3:N:37:LEU:N	3:N:164:ARG:HH22	2.11	0.47
3:N:106:THR:CG2	3:N:107:LYS:H	2.09	0.47
3:N:187:TRP:CZ2	3:N:196:THR:HA	2.42	0.47
4:O:103:TYR:CD2	4:O:104:TYR:HD1	2.30	0.47
4:O:138:TRP:HH2	4:O:215:GLN:NE2	2.11	0.47
4:O:216:ARG:O	4:O:217:LYS:HG2	2.12	0.47
4:O:269:ALA:O	4:O:273:PRO:CG	2.62	0.47
4:O:273:PRO:CG	4:O:274:GLU:H	2.24	0.47
3:P:85:VAL:O	3:P:87:LEU:HD13	2.14	0.47
3:P:186:HIS:ND1	3:P:187:TRP:O	2.46	0.47
3:P:397:GLU:HA	3:P:400:LYS:HG3	1.96	0.47
1:Q:72:TYR:CD1	1:Q:112:HIS:HB2	2.45	0.47
1:Q:241:LEU:CD2	1:Q:248:LYS:HE2	2.45	0.47
2:R:97:ASN:CB	2:R:128:SER:CB	2.86	0.47

Continued on next page...

Continued from previous page...

Atom-1	Atom-2	Interatomic distance (Å)	Clash overlap (Å)
2:R:264:LEU:HA	2:R:267:GLN:HG3	1.96	0.47
3:S:101:ALA:O	3:S:102:ILE:CB	2.62	0.47
3:S:135:PHE:O	3:S:210:ILE:CD1	2.62	0.47
3:S:187:TRP:CH2	3:S:189:TYR:CG	3.02	0.47
4:T:30:VAL:O	4:T:157:LEU:HA	2.13	0.47
4:T:83:LEU:N	4:T:83:LEU:CD2	2.76	0.47
4:T:133:TYR:C	4:T:135:PRO:HD2	2.34	0.47
4:T:163:GLU:O	4:T:164:GLY:C	2.53	0.47
4:T:262:THR:HG23	4:T:265:LEU:HD12	1.96	0.47
4:T:304:LEU:HA	4:T:307:SER:OG	2.14	0.47
3:U:31:ILE:HA	3:U:59:GLN:O	2.13	0.47
3:U:58:GLN:HE21	3:U:90:LEU:HD21	1.78	0.47
3:U:133:THR:C	3:U:136:PRO:CD	2.83	0.47
3:U:226:SER:O	3:U:230:VAL:CG2	2.56	0.47
3:U:245:LEU:CD2	1:V:253:ILE:HB	2.41	0.47
1:V:82:SER:OG	1:V:108:VAL:HG21	2.15	0.47
2:W:3:GLU:O	2:W:3:GLU:CG	2.59	0.47
2:W:90:PRO:HD2	2:W:120:TRP:HZ3	1.73	0.47
2:W:434:LYS:HG2	2:W:435:GLU:N	2.29	0.47
3:X:43:VAL:HG21	3:X:50:VAL:HG13	1.96	0.47
3:X:44:ASP:OD1	3:X:46:VAL:HG23	2.15	0.47
3:X:56:LEU:HB2	3:X:120:PRO:HG3	1.94	0.47
3:X:219:ILE:C	3:X:219:ILE:HD12	2.35	0.47
4:Y:59:TRP:CH2	4:Y:115:MET:HB3	2.48	0.47
3:Z:27:HIS:O	3:Z:28:PHE:CB	2.61	0.47
3:Z:44:ASP:O	3:Z:48:GLN:N	2.47	0.47
3:Z:108:LEU:HD21	3:Z:118:TRP:CD1	2.49	0.47
3:Z:417:ILE:CA	3:Z:420:ILE:HG12	2.37	0.47
1:0:10:VAL:CG1	1:0:11:LEU:N	2.76	0.47
1:0:82:SER:HB3	1:0:83:ASP:H	1.51	0.47
1:0:186:TRP:HB3	1:0:215:ARG:CB	2.43	0.47
1:0:197:TRP:CB	1:0:204:TYR:HD1	2.27	0.47
1:0:303:ASN:ND2	3:Z:227:PHE:HZ	2.12	0.47
1:0:466:ASN:C	1:0:468:PHE:H	2.18	0.47
2:1:148:PHE:N	2:1:148:PHE:CD1	2.83	0.47
2:1:480:ARG:H	2:1:481:PRO:HD2	1.78	0.47
3:2:219:ILE:C	3:2:219:ILE:HD12	2.35	0.47
4:3:88:ASP:O	4:3:88:ASP:CG	2.52	0.47
4:3:162:GLU:HB3	4:3:191:LYS:HD3	1.96	0.47
4:3:246:ALA:HA	4:3:250:LYS:NZ	2.29	0.47
3:A:2:GLU:O	3:A:7:LEU:HD11	2.14	0.47

Continued on next page...

Continued from previous page...

Atom-1	Atom-2	Interatomic distance (Å)	Clash overlap (Å)
3:A:212:LEU:CA	3:A:215:VAL:HG23	2.40	0.47
3:A:255:VAL:HA	3:A:258:LEU:HD12	1.96	0.47
3:A:391:GLU:O	3:A:394:ASN:OD1	2.33	0.47
2:C:7:LEU:O	2:C:10:ASP:N	2.48	0.47
2:C:12:LEU:O	2:C:13:ILE:C	2.51	0.47
2:C:98:ASN:C	2:C:100:GLY:H	2.17	0.47
2:C:122:PRO:HB2	2:C:123:PRO:CD	2.31	0.47
2:C:185:THR:HG22	2:C:187:ASN:H	1.78	0.47
3:D:32:THR:O	3:D:58:GLN:HA	2.13	0.47
3:D:106:THR:CG2	3:D:107:LYS:H	2.09	0.47
4:E:10:LEU:HD13	4:E:64:LEU:HD21	1.95	0.47
4:E:86:LEU:HD13	4:E:103:TYR:CZ	2.49	0.47
4:E:246:ALA:HA	4:E:250:LYS:NZ	2.29	0.47
3:F:27:HIS:C	3:F:28:PHE:CG	2.87	0.47
3:F:46:VAL:N	3:F:272:PRO:HD3	2.29	0.47
3:F:148:ILE:CD1	3:F:156:VAL:HG22	2.44	0.47
3:F:227:PHE:HZ	1:G:303:ASN:HD22	1.62	0.47
3:F:227:PHE:HZ	1:G:303:ASN:ND2	2.12	0.47
3:F:230:VAL:HA	3:F:233:PHE:CD1	2.49	0.47
3:F:305:THR:O	3:F:306:HIS:CB	2.61	0.47
1:G:4:GLU:OE2	1:G:70:ALA:HB3	2.14	0.47
1:G:10:VAL:HG13	1:G:11:LEU:N	2.29	0.47
2:H:17:TYR:CD1	2:H:18:ASN:N	2.83	0.47
2:H:69:TRP:HD1	2:H:114:PRO:O	1.97	0.47
2:H:122:PRO:HB2	2:H:123:PRO:CD	2.31	0.47
2:H:144:CYS:SG	2:H:146:LEU:CD1	2.94	0.47
3:I:3:HIS:HB3	3:I:7:LEU:CD2	2.45	0.47
3:I:45:GLU:OE2	3:I:135:PHE:CD2	2.68	0.47
3:I:222:CYS:SG	3:I:225:PHE:CE1	3.05	0.47
3:I:293:VAL:O	3:I:297:ASN:CB	2.61	0.47
3:K:20:ARG:HG3	3:K:22:VAL:HG23	1.94	0.47
3:K:27:HIS:O	3:K:28:PHE:CB	2.61	0.47
3:K:207:MET:H	3:K:207:MET:CE	2.25	0.47
3:K:391:GLU:O	3:K:394:ASN:OD1	2.33	0.47
1:L:21:PRO:HB2	1:L:29:VAL:HG11	1.96	0.47
1:L:147:LYS:CG	1:L:148:SER:H	2.26	0.47
1:L:211:LEU:HB3	1:L:213:ILE:CG2	2.44	0.47
1:L:216:LYS:O	1:L:216:LYS:CD	2.50	0.47
1:L:227:PRO:O	1:L:228:CYS:C	2.51	0.47
1:L:284:LEU:O	1:L:288:MET:HB2	2.15	0.47
2:M:7:LEU:O	2:M:10:ASP:N	2.48	0.47

Continued on next page...

Continued from previous page...

Atom-1	Atom-2	Interatomic distance (Å)	Clash overlap (Å)
2:M:113:ARG:HB3	2:M:114:PRO:CD	2.40	0.47
3:N:101:ALA:O	3:N:102:ILE:CB	2.63	0.47
3:N:236:PRO:CB	3:N:299:HIS:HE2	2.21	0.47
3:N:299:HIS:O	3:N:306:HIS:O	2.33	0.47
3:N:399:TRP:HA	3:N:399:TRP:HE3	1.79	0.47
4:O:59:TRP:CE3	4:O:115:MET:HB2	2.48	0.47
4:O:61:ASP:OD1	4:O:63:ARG:HB3	2.15	0.47
4:O:78:ARG:NH1	4:O:108:LEU:HD13	2.29	0.47
4:O:100:GLU:CD	4:O:122:ILE:HG12	2.34	0.47
4:O:103:TYR:HD2	4:O:104:TYR:CD1	2.32	0.47
4:O:279:VAL:HB	4:O:280:PRO:CD	2.43	0.47
3:P:108:LEU:CD2	3:P:118:TRP:CD1	2.98	0.47
3:P:128:CYS:CB	3:P:144:MET:HE1	2.42	0.47
3:P:136:PRO:CG	3:P:274:ILE:HG23	2.39	0.47
3:P:244:THR:O	3:P:247:ILE:CB	2.63	0.47
3:P:267:THR:O	3:P:271:VAL:HG22	2.14	0.47
1:Q:130:ILE:O	1:Q:131:LYS:O	2.32	0.47
2:R:50:GLU:HA	2:R:132:ILE:CD1	2.43	0.47
2:R:273:LEU:CD2	2:R:276:GLN:HB2	2.44	0.47
3:S:3:HIS:HB3	3:S:7:LEU:CD2	2.45	0.47
3:S:256:PHE:O	3:S:260:ILE:HG13	2.14	0.47
4:T:20:PRO:CB	4:T:61:ASP:CG	2.78	0.47
4:T:100:GLU:CD	4:T:122:ILE:HG12	2.34	0.47
4:T:434:SER:HA	4:T:437:GLU:HG2	1.96	0.47
3:U:43:VAL:HG12	3:U:44:ASP:N	2.29	0.47
3:U:44:ASP:O	3:U:48:GLN:N	2.47	0.47
3:U:129:GLU:HG2	3:U:130:ILE:N	2.29	0.47
1:V:4:GLU:OE2	1:V:70:ALA:HB3	2.14	0.47
1:V:130:ILE:O	1:V:131:LYS:O	2.32	0.47
2:W:480:ARG:H	2:W:481:PRO:HD2	1.78	0.47
3:X:38:ILE:O	3:X:169:THR:CG2	2.61	0.47
3:X:41:ILE:HG21	4:Y:96:ASP:OD2	2.14	0.47
3:X:154:THR:O	3:X:155:LYS:HD3	2.14	0.47
3:X:201:ILE:CG2	3:X:203:TYR:CE1	2.93	0.47
4:Y:90:VAL:HG13	4:Y:95:VAL:HB	1.94	0.47
4:Y:240:TYR:O	4:Y:243:PRO:CG	2.62	0.47
4:Y:269:ALA:O	4:Y:273:PRO:CG	2.61	0.47
3:Z:2:GLU:O	3:Z:7:LEU:HD11	2.14	0.47
3:Z:160:PRO:CG	3:Z:185:LYS:NZ	2.74	0.47
3:Z:221:PRO:HA	3:Z:224:LEU:CB	2.36	0.47
1:O:11:LEU:CD2	1:O:11:LEU:H	2.27	0.47

Continued on next page...

Continued from previous page...

Atom-1	Atom-2	Interatomic distance (Å)	Clash overlap (Å)
1:0:144:MET:O	1:0:209:PHE:CD2	2.68	0.47
1:0:220:TYR:CB	1:0:223:TYR:CE2	2.97	0.47
1:0:247:GLU:O	1:0:249:MET:HG3	2.15	0.47
1:0:465:ASP:C	1:0:467:PRO:HD2	2.33	0.47
2:1:185:THR:HG22	2:1:187:ASN:H	1.78	0.47
2:1:273:LEU:HD23	2:1:276:GLN:HG3	1.96	0.47
2:1:429:ILE:O	2:1:433:ILE:HG13	2.15	0.47
3:2:238:ASP:CB	4:3:308:LEU:CD2	2.84	0.47
4:3:55:ILE:HG13	4:3:57:ILE:CG1	2.40	0.47
4:3:59:TRP:CH2	4:3:107:VAL:CG1	2.76	0.47
4:3:173:ASP:H	4:3:174:PRO:HD2	1.77	0.47
4:3:174:PRO:HD3	4:3:185:ILE:CG2	2.44	0.47
4:3:228:PRO:O	4:3:231:LEU:HD23	2.13	0.47
4:3:253:LEU:HD12	3:Z:247:ILE:HG13	1.96	0.47
4:3:270:GLN:O	4:3:273:PRO:HD2	2.15	0.47
4:3:271:LYS:NZ	4:3:271:LYS:CB	2.61	0.47
3:A:46:VAL:CA	3:A:272:PRO:HD3	2.44	0.47
3:A:212:LEU:O	3:A:215:VAL:HG23	2.15	0.47
3:A:229:THR:C	3:A:232:VAL:HB	2.34	0.47
3:A:431:ILE:O	3:A:431:ILE:CG2	2.63	0.47
1:B:10:VAL:CG1	1:B:11:LEU:CD2	2.91	0.47
1:B:82:SER:OG	1:B:108:VAL:HG21	2.15	0.47
2:C:425:SER:O	2:C:429:ILE:CG2	2.61	0.47
2:C:465:MET:O	2:C:469:THR:HB	2.14	0.47
2:C:471:PHE:O	2:C:474:VAL:N	2.47	0.47
3:D:44:ASP:OD1	3:D:46:VAL:HG23	2.15	0.47
3:D:159:SER:HB3	3:D:160:PRO:HD2	1.96	0.47
3:D:187:TRP:HD1	3:D:197:PRO:O	1.85	0.47
3:D:219:ILE:C	3:D:219:ILE:HD12	2.35	0.47
3:D:252:SER:HB2	4:E:259:LEU:CD1	2.42	0.47
3:D:276:LYS:HA	3:D:279:LEU:CD1	2.45	0.47
3:D:395:ALA:O	3:D:399:TRP:CG	2.67	0.47
4:E:61:ASP:OD1	4:E:63:ARG:HB3	2.15	0.47
4:E:216:ARG:O	4:E:217:LYS:HG2	2.12	0.47
3:F:27:HIS:O	3:F:28:PHE:CB	2.60	0.47
3:F:93:TYR:N	3:F:93:TYR:HD1	2.11	0.47
1:G:197:TRP:CB	1:G:204:TYR:HD1	2.27	0.47
2:H:190:TRP:HA	2:H:223:ARG:CB	2.43	0.47
2:H:459:PHE:O	2:H:463:PRO:HG3	2.13	0.47
2:H:465:MET:O	2:H:469:THR:HB	2.14	0.47
3:I:44:ASP:OD1	3:I:46:VAL:HG23	2.15	0.47

Continued on next page...

Continued from previous page...

Atom-1	Atom-2	Interatomic distance (Å)	Clash overlap (Å)
3:I:178:MET:HA	3:I:207:MET:HB3	1.94	0.47
4:J:6:LEU:CD1	4:J:67:ASN:CG	2.82	0.47
4:J:304:LEU:HA	4:J:307:SER:OG	2.14	0.47
3:K:130:ILE:HD13	3:K:130:ILE:N	2.29	0.47
3:K:244:THR:HG23	3:K:245:LEU:N	2.29	0.47
3:K:432:GLU:HG3	3:K:436:GLU:CD	2.34	0.47
1:L:256:LEU:CD1	1:L:302:LEU:HD22	2.43	0.47
1:L:299:VAL:O	1:L:302:LEU:HB3	2.14	0.47
1:L:421:PHE:HA	1:L:424:LEU:HD12	1.96	0.47
2:M:106:TYR:CE1	2:M:107:PHE:HE1	2.32	0.47
2:M:204:ASP:OD1	2:M:205:LYS:CD	2.61	0.47
2:M:264:LEU:HA	2:M:267:GLN:HG3	1.96	0.47
3:N:40:LEU:HD22	3:N:52:THR:CB	2.44	0.47
3:N:44:ASP:OD1	3:N:46:VAL:HG23	2.15	0.47
3:N:130:ILE:CA	3:N:134:HIS:HB2	2.43	0.47
3:N:167:LEU:HD12	3:N:167:LEU:N	2.28	0.47
3:N:187:TRP:HB2	3:N:199:LEU:HD21	1.93	0.47
3:N:414:PHE:HE1	3:N:418:CYS:HG	1.61	0.47
3:P:129:GLU:HG2	3:P:130:ILE:N	2.29	0.47
3:P:212:LEU:CA	3:P:215:VAL:HG23	2.40	0.47
3:P:391:GLU:O	3:P:394:ASN:OD1	2.33	0.47
1:Q:82:SER:OG	1:Q:108:VAL:HG21	2.15	0.47
1:Q:251:LEU:CD1	2:R:261:ILE:HG21	2.40	0.47
2:R:35:LEU:CD2	2:R:37:LEU:HG	2.44	0.47
2:R:148:PHE:O	2:R:215:VAL:HG22	2.13	0.47
2:R:192:ILE:CD1	2:R:221:ILE:HG21	2.44	0.47
2:R:427:ASN:O	2:R:431:LYS:HG3	2.15	0.47
2:R:471:PHE:O	2:R:474:VAL:N	2.47	0.47
3:S:40:LEU:HD22	3:S:52:THR:CB	2.44	0.47
3:S:43:VAL:HG21	3:S:50:VAL:HG13	1.96	0.47
3:S:92:LEU:CD2	3:S:124:PHE:CZ	2.95	0.47
3:S:137:PHE:CB	3:S:435:GLN:HG3	2.42	0.47
3:S:236:PRO:HD3	3:S:299:HIS:CE1	2.49	0.47
4:T:138:TRP:CZ2	4:T:215:GLN:CB	2.93	0.47
3:U:186:HIS:HE1	3:U:187:TRP:O	1.96	0.47
3:U:391:GLU:O	3:U:394:ASN:OD1	2.33	0.47
1:V:136:PRO:HG2	1:V:139:TRP:N	2.29	0.47
1:V:241:LEU:CD2	1:V:248:LYS:HE2	2.45	0.47
1:V:284:LEU:O	1:V:288:MET:HB2	2.15	0.47
2:W:12:LEU:CD1	2:W:16:LYS:HE3	2.43	0.47
2:W:471:PHE:O	2:W:474:VAL:N	2.47	0.47

Continued on next page...

Continued from previous page...

Atom-1	Atom-2	Interatomic distance (Å)	Clash overlap (Å)
3:X:178:MET:HA	3:X:207:MET:HB3	1.94	0.47
4:Y:163:GLU:O	4:Y:164:GLY:C	2.53	0.47
4:Y:471:LEU:HD12	4:Y:471:LEU:O	2.13	0.47
3:Z:48:GLN:CB	3:Z:130:ILE:HG23	2.43	0.47
3:Z:50:VAL:HG12	3:Z:51:GLU:N	2.29	0.47
3:Z:85:VAL:O	3:Z:87:LEU:HD13	2.14	0.47
3:Z:133:THR:O	3:Z:133:THR:CG2	2.57	0.47
3:Z:148:ILE:CD1	3:Z:156:VAL:HG22	2.44	0.47
3:Z:175:GLU:O	3:Z:209:ARG:HG3	2.14	0.47
3:Z:212:LEU:O	3:Z:215:VAL:HG23	2.15	0.47
3:Z:267:THR:O	3:Z:271:VAL:HG22	2.14	0.47
3:Z:432:GLU:HG3	3:Z:436:GLU:CD	2.34	0.47
1:0:284:LEU:O	1:0:288:MET:HB2	2.15	0.47
2:1:7:LEU:HD23	2:1:10:ASP:CB	2.37	0.47
2:1:35:LEU:CD2	2:1:37:LEU:HG	2.44	0.47
2:1:56:VAL:CG1	2:1:126:PHE:HE2	2.21	0.47
2:1:59:ASP:HA	2:1:121:LEU:CB	2.44	0.47
2:1:429:ILE:HG13	2:1:430:VAL:HG22	1.96	0.47
3:2:41:ILE:HG21	4:3:96:ASP:OD2	2.14	0.47
3:2:45:GLU:OE2	3:2:135:PHE:CD2	2.68	0.47
3:2:89:ASP:O	3:2:149:TRP:CB	2.55	0.47
3:2:230:VAL:HA	3:2:233:PHE:HD2	1.78	0.47
3:2:236:PRO:HD3	3:2:299:HIS:CE1	2.49	0.47
3:2:257:LEU:C	3:2:257:LEU:CD1	2.82	0.47
4:3:207:GLU:C	4:3:208:ILE:HG13	2.31	0.47
3:A:60:TRP:NE1	3:A:116:ILE:HD12	2.28	0.47
3:A:175:GLU:O	3:A:209:ARG:HG3	2.14	0.47
3:A:187:TRP:CZ3	3:A:189:TYR:HB3	2.46	0.47
1:B:72:TYR:CD1	1:B:112:HIS:HB2	2.45	0.47
1:B:196:ASN:OD1	1:B:196:ASN:C	2.52	0.47
1:B:241:LEU:CD1	2:C:314:PHE:CE1	2.98	0.47
1:B:247:GLU:O	1:B:249:MET:HG3	2.15	0.47
1:B:406:GLU:CA	1:B:409:LYS:HD2	2.22	0.47
2:C:30:VAL:HG22	2:C:157:GLU:C	2.30	0.47
2:C:39:LEU:CD2	2:C:180:ASP:OD1	2.62	0.47
3:D:45:GLU:OE2	3:D:135:PHE:CD2	2.68	0.47
3:D:231:LEU:HD22	3:D:235:LEU:HD21	1.97	0.47
3:D:407:ASP:OD1	3:D:408:HIS:N	2.47	0.47
4:E:44:GLU:HG3	4:E:129:ILE:HD12	1.96	0.47
4:E:269:ALA:O	4:E:273:PRO:CG	2.62	0.47
3:F:58:GLN:HE21	3:F:90:LEU:HD21	1.78	0.47

Continued on next page...

Continued from previous page...

Atom-1	Atom-2	Interatomic distance (Å)	Clash overlap (Å)
3:F:128:CYS:CB	3:F:144:MET:CE	2.87	0.47
3:F:301:ARG:HH22	3:F:406:ILE:HD11	1.80	0.47
1:G:88:PRO:C	1:G:90:ILE:N	2.68	0.47
1:G:118:TRP:C	1:G:119:HIS:HD2	2.18	0.47
1:G:136:PRO:HG2	1:G:139:TRP:N	2.29	0.47
1:G:184:GLY:C	1:G:186:TRP:H	2.17	0.47
1:G:196:ASN:OD1	1:G:196:ASN:C	2.52	0.47
1:G:241:LEU:CD2	1:G:248:LYS:HE2	2.45	0.47
1:G:241:LEU:HD12	2:H:314:PHE:CD1	2.49	0.47
1:G:271:PRO:O	1:G:275:LEU:CD2	2.63	0.47
1:G:298:SER:C	1:G:301:VAL:HG22	2.35	0.47
2:H:98:ASN:C	2:H:100:GLY:H	2.17	0.47
2:H:431:LYS:C	2:H:434:LYS:HB3	2.33	0.47
3:I:19:ILE:HG22	3:I:20:ARG:N	2.29	0.47
3:I:47:ASN:C	3:I:48:GLN:HG2	2.32	0.47
3:I:239:SER:HB2	3:I:242:LYS:CE	2.37	0.47
3:I:395:ALA:O	3:I:399:TRP:CG	2.67	0.47
4:J:59:TRP:HE1	4:J:84:LEU:CD2	2.25	0.47
3:K:46:VAL:CA	3:K:272:PRO:HD3	2.44	0.47
3:K:50:VAL:HG12	3:K:51:GLU:N	2.29	0.47
3:K:108:LEU:CD2	3:K:118:TRP:CD1	2.98	0.47
3:K:171:MET:HG2	3:K:173:SER:H	1.79	0.47
3:K:245:LEU:HD11	1:L:250:SER:O	2.15	0.47
3:K:247:ILE:CG1	4:O:253:LEU:HD12	2.44	0.47
1:L:62:ASP:C	1:L:64:ARG:N	2.67	0.47
1:L:450:GLY:O	1:L:454:ILE:CG1	2.59	0.47
2:M:48:THR:OG1	2:M:285:VAL:CA	2.62	0.47
2:M:63:TYR:CZ	2:M:115:ASN:O	2.68	0.47
2:M:241:PHE:HZ	3:N:293:VAL:HG22	1.72	0.47
3:N:36:GLN:O	3:N:54:VAL:HA	2.14	0.47
3:N:221:PRO:O	3:N:225:PHE:HB3	2.15	0.47
3:N:293:VAL:O	3:N:297:ASN:CB	2.61	0.47
3:P:31:ILE:HG23	3:P:60:TRP:HE3	1.78	0.47
3:P:44:ASP:O	3:P:48:GLN:N	2.47	0.47
3:P:133:THR:C	3:P:136:PRO:CD	2.82	0.47
3:P:207:MET:O	3:P:207:MET:CE	2.63	0.47
3:P:227:PHE:HZ	1:Q:303:ASN:ND2	2.12	0.47
3:P:233:PHE:HE2	3:P:413:VAL:HB	1.78	0.47
3:P:284:PHE:CD1	3:P:284:PHE:N	2.82	0.47
1:Q:38:THR:HG1	1:Q:39:SER:H	1.63	0.47
1:Q:211:LEU:HB3	1:Q:213:ILE:CG2	2.44	0.47

Continued on next page...

Continued from previous page...

Atom-1	Atom-2	Interatomic distance (Å)	Clash overlap (Å)
1:Q:415:LEU:C	1:Q:415:LEU:CD1	2.82	0.47
2:R:35:LEU:HD22	2:R:215:VAL:CG2	2.40	0.47
2:R:148:PHE:N	2:R:148:PHE:CD1	2.83	0.47
2:R:204:ASP:OD1	2:R:205:LYS:CE	2.62	0.47
3:S:135:PHE:CE1	3:S:273:LEU:CB	2.97	0.47
3:S:395:ALA:O	3:S:399:TRP:CG	2.67	0.47
4:T:32:LEU:HD12	4:T:208:ILE:CD1	2.44	0.47
4:T:91:LEU:CB	4:T:95:VAL:HG23	2.32	0.47
3:U:108:LEU:CD2	3:U:118:TRP:CD1	2.98	0.47
1:V:93:MET:HB2	1:V:145:VAL:HG23	1.96	0.47
1:V:234:LEU:HA	1:V:237:LEU:HB2	1.96	0.47
2:W:148:PHE:N	2:W:148:PHE:CD1	2.83	0.47
2:W:264:LEU:HA	2:W:267:GLN:HG3	1.96	0.47
2:W:429:ILE:O	2:W:433:ILE:HG13	2.15	0.47
3:X:19:ILE:HG22	3:X:20:ARG:N	2.29	0.47
3:X:189:TYR:HA	3:X:197:PRO:CG	2.44	0.47
3:X:238:ASP:CB	4:Y:308:LEU:HD22	2.44	0.47
3:X:276:LYS:HA	3:X:279:LEU:CD1	2.45	0.47
3:X:293:VAL:O	3:X:297:ASN:CB	2.61	0.47
4:Y:309:ARG:CD	4:Y:310:THR:HG23	2.45	0.47
3:Z:82:SER:O	3:Z:85:VAL:N	2.43	0.47
3:Z:133:THR:C	3:Z:136:PRO:CD	2.82	0.47
3:Z:391:GLU:O	3:Z:394:ASN:OD1	2.33	0.47
1:0:234:LEU:HA	1:0:237:LEU:HB2	1.96	0.47
1:0:247:GLU:C	1:0:249:MET:N	2.65	0.47
1:0:261:VAL:HG12	1:0:262:PHE:N	2.29	0.47
1:0:271:PRO:O	1:0:275:LEU:CD2	2.63	0.47
2:1:98:ASN:C	2:1:100:GLY:H	2.17	0.47
3:2:36:GLN:O	3:2:54:VAL:HA	2.14	0.47
3:2:92:LEU:HG	3:2:124:PHE:CE1	2.50	0.47
3:2:154:THR:O	3:2:155:LYS:HD3	2.14	0.47
3:2:294:VAL:O	3:2:298:THR:OG1	2.31	0.47
4:3:55:ILE:HG23	4:3:119:PRO:HD2	1.96	0.47
4:3:61:ASP:OD1	4:3:63:ARG:HB3	2.15	0.47
4:3:307:SER:O	4:3:314:HIS:O	2.33	0.47
4:3:434:SER:HA	4:3:437:GLU:HG2	1.96	0.47
3:A:43:VAL:HG12	3:A:44:ASP:N	2.29	0.47
3:A:244:THR:HG23	3:A:245:LEU:N	2.29	0.47
3:A:267:THR:O	3:A:271:VAL:HG22	2.14	0.47
3:A:298:THR:CA	3:A:301:ARG:HB3	2.36	0.47
1:B:9:SER:C	1:B:13:GLU:HG3	2.35	0.47

Continued on next page...

Continued from previous page...

Atom-1	Atom-2	Interatomic distance (Å)	Clash overlap (Å)
1:B:101:GLU:CD	1:B:123:ILE:CG2	2.82	0.47
1:B:234:LEU:HA	1:B:237:LEU:HB2	1.96	0.47
1:B:448:SER:HB3	1:B:452:PHE:CZ	2.49	0.47
2:C:50:GLU:HA	2:C:132:ILE:CD1	2.43	0.47
3:D:37:LEU:N	3:D:164:ARG:HH22	2.11	0.47
3:D:92:LEU:HG	3:D:124:PHE:CE1	2.50	0.47
3:D:167:LEU:HG	3:D:178:MET:CB	2.38	0.47
3:D:187:TRP:HB2	3:D:199:LEU:HD21	1.93	0.47
3:D:230:VAL:HA	3:D:233:PHE:HD2	1.78	0.47
4:E:304:LEU:HA	4:E:307:SER:OG	2.14	0.47
3:F:136:PRO:CG	3:F:274:ILE:HG23	2.39	0.47
3:F:175:GLU:O	3:F:209:ARG:HG3	2.14	0.47
3:F:187:TRP:NE1	3:F:196:THR:HG22	2.28	0.47
3:F:247:ILE:HG13	4:J:253:LEU:HD12	1.96	0.47
1:G:16:ASN:OD1	1:G:18:LYS:CD	2.63	0.47
1:G:31:VAL:HG12	1:G:158:LEU:HD23	1.92	0.47
1:G:60:TRP:CG	1:G:61:THR:N	2.83	0.47
1:G:92:LEU:CA	1:G:96:ASN:HB2	2.43	0.47
1:G:466:ASN:C	1:G:468:PHE:H	2.18	0.47
2:H:191:GLU:HG2	2:H:222:ARG:O	2.14	0.47
2:H:192:ILE:CD1	2:H:221:ILE:HG21	2.44	0.47
3:I:43:VAL:HG21	3:I:50:VAL:HG13	1.97	0.47
3:I:146:LEU:O	3:I:201:ILE:N	2.39	0.47
3:I:299:HIS:O	3:I:306:HIS:O	2.33	0.47
3:I:305:THR:OG1	3:I:401:TYR:CD2	2.67	0.47
3:I:419:ILE:HA	3:I:422:THR:HG22	1.96	0.47
4:J:44:GLU:HG2	4:J:129:ILE:HB	1.86	0.47
4:J:183:TRP:HA	4:J:216:ARG:HG2	1.95	0.47
4:J:309:ARG:CD	4:J:310:THR:HG23	2.45	0.47
3:K:2:GLU:O	3:K:7:LEU:HD11	2.14	0.47
3:K:131:ILE:C	3:K:133:THR:H	2.18	0.47
3:K:229:THR:HA	3:K:232:VAL:CG2	2.44	0.47
1:L:136:PRO:HG2	1:L:139:TRP:N	2.29	0.47
1:L:241:LEU:HG	1:L:248:LYS:HE2	1.96	0.47
1:L:258:ALA:HB2	2:M:265:LEU:CD2	2.44	0.47
1:L:435:ALA:O	1:L:439:PHE:CB	2.59	0.47
2:M:279:PRO:HA	2:M:282:ALA:HB2	1.94	0.47
2:M:447:ASN:O	2:M:449:VAL:CG2	2.33	0.47
3:N:305:THR:OG1	3:N:401:TYR:CD2	2.66	0.47
4:O:20:PRO:CB	4:O:61:ASP:CG	2.78	0.47
3:P:27:HIS:C	3:P:28:PHE:CG	2.87	0.47

Continued on next page...

Continued from previous page...

Atom-1	Atom-2	Interatomic distance (Å)	Clash overlap (Å)
3:P:48:GLN:CB	3:P:130:ILE:HG23	2.43	0.47
3:P:221:PRO:CA	3:P:224:LEU:HD23	2.45	0.47
1:Q:31:VAL:HG21	1:Q:86:TRP:CZ3	2.50	0.47
1:Q:92:LEU:CA	1:Q:96:ASN:HB2	2.43	0.47
1:Q:416:GLU:OE2	2:R:433:ILE:CG2	2.60	0.47
1:Q:450:GLY:O	1:Q:454:ILE:CG1	2.59	0.47
2:R:48:THR:OG1	2:R:285:VAL:CA	2.62	0.47
2:R:241:PHE:C	2:R:241:PHE:HD1	2.17	0.47
2:R:245:LEU:C	2:R:249:LEU:HD13	2.30	0.47
3:S:21:PRO:HG3	3:S:60:TRP:HZ2	1.78	0.47
3:S:41:ILE:HG21	4:T:96:ASP:OD2	2.14	0.47
3:S:135:PHE:O	3:S:210:ILE:CG1	2.63	0.47
3:S:276:LYS:HA	3:S:279:LEU:CD1	2.45	0.47
3:U:46:VAL:CA	3:U:272:PRO:HD3	2.45	0.47
3:U:50:VAL:HG12	3:U:51:GLU:N	2.29	0.47
3:U:85:VAL:O	3:U:87:LEU:HD13	2.14	0.47
3:U:306:HIS:CB	4:Y:250:LYS:HZ1	2.27	0.47
3:U:397:GLU:HA	3:U:400:LYS:HG3	1.96	0.47
2:W:63:TYR:CZ	2:W:115:ASN:O	2.68	0.47
2:W:139:PHE:O	2:W:222:ARG:HG2	2.14	0.47
2:W:191:GLU:HG2	2:W:222:ARG:O	2.14	0.47
2:W:469:THR:O	2:W:473:PHE:CB	2.58	0.47
3:X:47:ASN:C	3:X:48:GLN:HG2	2.32	0.47
3:X:135:PHE:CE1	3:X:273:LEU:CB	2.97	0.47
3:X:229:THR:O	3:X:232:VAL:CB	2.51	0.47
4:Y:61:ASP:OD1	4:Y:63:ARG:HB3	2.15	0.47
4:Y:240:TYR:C	4:Y:450:CYS:SG	2.93	0.47
3:Z:31:ILE:HG23	3:Z:60:TRP:HE3	1.78	0.47
3:Z:187:TRP:CZ3	3:Z:189:TYR:HB3	2.46	0.47
1:0:60:TRP:CG	1:0:61:THR:N	2.83	0.47
1:0:82:SER:OG	1:0:108:VAL:HG21	2.15	0.47
1:0:112:HIS:CD2	1:0:113:THR:HG23	2.49	0.47
1:0:130:ILE:O	1:0:131:LYS:O	2.32	0.47
1:0:144:MET:CE	1:0:191:LYS:CE	2.85	0.47
1:0:227:PRO:O	1:0:231:ILE:CG1	2.59	0.47
1:0:241:LEU:HG	1:0:248:LYS:HE2	1.96	0.47
1:0:241:LEU:CD1	2:1:314:PHE:CE1	2.98	0.47
2:1:17:TYR:CD1	2:1:18:ASN:N	2.83	0.47
2:1:35:LEU:HD22	2:1:215:VAL:CG2	2.40	0.47
2:1:38:THR:HG22	2:1:57:TRP:CZ3	2.48	0.47
2:1:48:THR:OG1	2:1:285:VAL:CA	2.62	0.47

Continued on next page...

Continued from previous page...

Atom-1	Atom-2	Interatomic distance (Å)	Clash overlap (Å)
2:1:63:TYR:CZ	2:1:115:ASN:O	2.68	0.47
2:1:135:LEU:N	2:1:135:LEU:HD22	2.29	0.47
2:1:431:LYS:C	2:1:434:LYS:HB3	2.33	0.47
2:1:462:THR:O	2:1:466:VAL:CG2	2.61	0.47
2:1:465:MET:O	2:1:469:THR:HB	2.14	0.47
3:2:135:PHE:CE1	3:2:273:LEU:CB	2.97	0.47
3:2:141:ASN:HB3	3:2:206:ILE:CG1	2.44	0.47
3:2:145:LYS:C	3:2:146:LEU:CD1	2.66	0.47
3:2:221:PRO:O	3:2:225:PHE:HB3	2.15	0.47
3:2:238:ASP:CB	4:3:308:LEU:HD22	2.44	0.47
3:2:305:THR:OG1	3:2:401:TYR:CD2	2.66	0.47
3:2:395:ALA:O	3:2:399:TRP:CG	2.67	0.47
3:2:407:ASP:OD1	3:2:408:HIS:N	2.47	0.47
3:2:419:ILE:HA	3:2:422:THR:HG22	1.96	0.47
3:2:420:ILE:HA	3:2:423:VAL:HB	1.96	0.47
4:3:103:TYR:CD2	4:3:104:TYR:N	2.83	0.47
4:3:155:VAL:CG1	4:3:205:PHE:HE1	2.28	0.47
4:3:253:LEU:HD12	3:Z:247:ILE:CG1	2.44	0.47
3:A:93:TYR:N	3:A:93:TYR:HD1	2.11	0.47
3:A:133:THR:C	3:A:136:PRO:CD	2.83	0.47
3:A:207:MET:O	3:A:207:MET:CE	2.63	0.47
3:A:242:LYS:HZ3	1:B:312:HIS:CE1	2.32	0.47
3:A:245:LEU:HD11	1:B:250:SER:O	2.15	0.47
3:A:301:ARG:HH22	3:A:406:ILE:HD11	1.80	0.47
3:A:397:GLU:HA	3:A:400:LYS:HG3	1.96	0.47
1:B:10:VAL:HG13	1:B:11:LEU:N	2.29	0.47
1:B:130:ILE:CB	1:B:134:TYR:CD2	2.84	0.47
1:B:187:SER:O	1:B:214:GLN:O	2.33	0.47
1:B:271:PRO:O	1:B:275:LEU:CD2	2.63	0.47
1:B:299:VAL:O	1:B:302:LEU:HB3	2.14	0.47
2:C:7:LEU:CD1	2:C:70:ASN:HD22	2.26	0.47
2:C:63:TYR:CZ	2:C:115:ASN:O	2.68	0.47
2:C:115:ASN:ND2	2:C:115:ASN:N	2.48	0.47
2:C:148:PHE:N	2:C:148:PHE:CD1	2.83	0.47
2:C:192:ILE:CD1	2:C:221:ILE:HG21	2.44	0.47
2:C:204:ASP:OD1	2:C:205:LYS:CE	2.62	0.47
2:C:204:ASP:H	2:C:207:PRO:CG	2.27	0.47
2:C:241:PHE:C	2:C:241:PHE:HD1	2.17	0.47
2:C:462:THR:O	2:C:466:VAL:CG2	2.61	0.47
3:D:17:LYS:HG2	3:D:84:ASP:C	2.34	0.47
3:D:36:GLN:N	3:D:54:VAL:HG12	2.29	0.47

Continued on next page...

Continued from previous page...

Atom-1	Atom-2	Interatomic distance (Å)	Clash overlap (Å)
3:D:189:TYR:HA	3:D:197:PRO:CG	2.44	0.47
3:D:238:ASP:CB	4:E:308:LEU:HD22	2.44	0.47
3:D:256:PHE:O	3:D:260:ILE:HG13	2.14	0.47
3:D:268:SER:OG	3:D:273:LEU:HD21	2.15	0.47
3:D:299:HIS:O	3:D:306:HIS:O	2.33	0.47
3:D:404:MET:O	3:D:407:ASP:OD1	2.33	0.47
4:E:10:LEU:HD22	4:E:64:LEU:HD21	1.97	0.47
4:E:59:TRP:N	4:E:59:TRP:HE3	2.12	0.47
4:E:88:ASP:O	4:E:88:ASP:CG	2.52	0.47
4:E:162:GLU:HB3	4:E:191:LYS:HD3	1.96	0.47
4:E:162:GLU:OE1	4:E:191:LYS:HG3	2.15	0.47
4:E:163:GLU:O	4:E:164:GLY:C	2.53	0.47
4:E:238:LEU:C	4:E:242:LEU:HB3	2.34	0.47
4:E:240:TYR:C	4:E:450:CYS:SG	2.93	0.47
3:F:46:VAL:CA	3:F:272:PRO:HD3	2.45	0.47
3:F:48:GLN:CB	3:F:130:ILE:HG23	2.43	0.47
3:F:130:ILE:O	3:F:134:HIS:HB2	2.13	0.47
3:F:207:MET:O	3:F:207:MET:CE	2.63	0.47
3:F:221:PRO:CA	3:F:224:LEU:HD23	2.45	0.47
3:F:225:PHE:HD1	3:F:229:THR:HG1	1.61	0.47
1:G:28:LYS:CB	1:G:156:VAL:N	2.76	0.47
1:G:31:VAL:CG1	1:G:158:LEU:HD21	2.39	0.47
1:G:89:ASP:OD2	1:G:150:THR:N	2.47	0.47
1:G:144:MET:O	1:G:209:PHE:CD2	2.68	0.47
1:G:216:LYS:O	1:G:216:LYS:CD	2.50	0.47
1:G:421:PHE:HA	1:G:424:LEU:HD12	1.96	0.47
1:G:430:TYR:O	1:G:430:TYR:CD1	2.66	0.47
1:G:438:LEU:HA	1:G:441:TYR:CB	2.29	0.47
2:H:7:LEU:O	2:H:10:ASP:N	2.48	0.47
2:H:35:LEU:HD12	2:H:92:ILE:CG2	2.42	0.47
2:H:48:THR:OG1	2:H:285:VAL:CA	2.62	0.47
2:H:63:TYR:CZ	2:H:115:ASN:O	2.68	0.47
2:H:111:LEU:O	2:H:118:VAL:HG13	2.15	0.47
2:H:148:PHE:N	2:H:148:PHE:CD1	2.83	0.47
2:H:245:LEU:O	2:H:249:LEU:N	2.39	0.47
2:H:429:ILE:HG13	2:H:430:VAL:HG22	1.96	0.47
2:H:429:ILE:O	2:H:433:ILE:HG13	2.15	0.47
2:H:452:THR:CG2	2:H:453:ILE:N	2.76	0.47
3:I:40:LEU:HD22	3:I:52:THR:CB	2.44	0.47
3:I:227:PHE:HE1	3:I:231:LEU:HD21	1.80	0.47
3:I:256:PHE:O	3:I:260:ILE:HG13	2.14	0.47

Continued on next page...

Continued from previous page...

Atom-1	Atom-2	Interatomic distance (Å)	Clash overlap (Å)
3:I:268:SER:OG	3:I:273:LEU:HD21	2.15	0.47
4:J:58:GLN:CA	4:J:59:TRP:HE3	2.27	0.47
4:J:88:ASP:O	4:J:88:ASP:CG	2.52	0.47
4:J:155:VAL:CG1	4:J:205:PHE:HE1	2.28	0.47
4:J:200:LYS:O	4:J:200:LYS:CG	2.63	0.47
4:J:216:ARG:O	4:J:217:LYS:HG2	2.12	0.47
4:J:307:SER:O	4:J:314:HIS:O	2.33	0.47
4:J:434:SER:HA	4:J:437:GLU:HG2	1.96	0.47
3:K:41:ILE:CG2	3:K:123:ILE:HD11	2.45	0.47
3:K:46:VAL:N	3:K:272:PRO:HD3	2.29	0.47
3:K:136:PRO:CG	3:K:274:ILE:HG23	2.39	0.47
3:K:212:LEU:O	3:K:215:VAL:HG23	2.15	0.47
3:K:255:VAL:HA	3:K:258:LEU:HD12	1.96	0.47
1:L:10:VAL:HG13	1:L:11:LEU:N	2.29	0.47
1:L:89:ASP:OD2	1:L:150:THR:N	2.47	0.47
1:L:160:HIS:H	1:L:195:LYS:HZ1	1.57	0.47
1:L:226:VAL:HB	1:L:230:LEU:CG	2.45	0.47
1:L:227:PRO:O	1:L:231:ILE:CG1	2.59	0.47
1:L:233:ILE:O	1:L:237:LEU:CB	2.60	0.47
1:L:241:LEU:CD2	1:L:248:LYS:HE2	2.45	0.47
1:L:261:VAL:HG12	1:L:262:PHE:N	2.29	0.47
1:L:271:PRO:O	1:L:275:LEU:CD2	2.63	0.47
2:M:30:VAL:HG11	2:M:159:SER:HB3	1.93	0.47
2:M:63:TYR:CD1	2:M:116:GLY:HA3	2.50	0.47
2:M:111:LEU:O	2:M:118:VAL:HG13	2.15	0.47
2:M:122:PRO:CB	2:M:123:PRO:CD	2.87	0.47
2:M:471:PHE:O	2:M:474:VAL:N	2.47	0.47
2:M:480:ARG:H	2:M:481:PRO:HD2	1.78	0.47
3:N:135:PHE:O	3:N:210:ILE:CD1	2.62	0.47
3:N:141:ASN:HB3	3:N:206:ILE:CG1	2.44	0.47
3:N:178:MET:HA	3:N:207:MET:HB3	1.94	0.47
3:N:219:ILE:HD12	3:N:219:ILE:C	2.35	0.47
3:N:229:THR:O	3:N:232:VAL:CB	2.51	0.47
3:N:230:VAL:HA	3:N:233:PHE:HD2	1.78	0.47
3:N:231:LEU:HD22	3:N:235:LEU:HD21	1.97	0.47
3:N:233:PHE:CD1	3:N:409:ILE:HD12	2.45	0.47
3:N:276:LYS:HA	3:N:279:LEU:CD1	2.45	0.47
3:N:303:PRO:N	3:N:400:LYS:HD2	2.29	0.47
4:O:19:LYS:HZ3	4:O:154:GLU:HB2	1.73	0.47
4:O:55:ILE:HG13	4:O:57:ILE:CG1	2.41	0.47
4:O:55:ILE:HG23	4:O:119:PRO:HD2	1.96	0.47

Continued on next page...

Continued from previous page...

Atom-1	Atom-2	Interatomic distance (Å)	Clash overlap (Å)
4:O:163:GLU:O	4:O:164:GLY:C	2.53	0.47
4:O:174:PRO:HD3	4:O:185:ILE:CG2	2.44	0.47
4:O:238:LEU:C	4:O:242:LEU:HB3	2.34	0.47
4:O:238:LEU:O	4:O:242:LEU:N	2.38	0.47
4:O:240:TYR:O	4:O:243:PRO:CG	2.62	0.47
4:O:310:THR:CB	4:O:313:THR:HG22	2.45	0.47
4:O:434:SER:HA	4:O:437:GLU:HG2	1.96	0.47
3:P:43:VAL:HG12	3:P:44:ASP:N	2.29	0.47
3:P:46:VAL:N	3:P:272:PRO:HD3	2.29	0.47
3:P:108:LEU:HD21	3:P:118:TRP:CD1	2.49	0.47
3:P:132:VAL:O	3:P:274:ILE:CA	2.63	0.47
3:P:175:GLU:O	3:P:209:ARG:HG3	2.14	0.47
3:P:229:THR:O	3:P:233:PHE:CE1	2.67	0.47
3:P:245:LEU:CD2	1:Q:253:ILE:HB	2.40	0.47
3:P:247:ILE:HG13	4:T:253:LEU:HD12	1.96	0.47
3:P:281:THR:O	3:P:285:VAL:CG1	2.59	0.47
1:Q:16:ASN:OD1	1:Q:18:LYS:CD	2.63	0.47
1:Q:89:ASP:OD2	1:Q:150:THR:N	2.47	0.47
1:Q:133:MET:N	1:Q:279:ILE:HG23	2.30	0.47
1:Q:137:PHE:HB2	1:Q:464:PRO:HG2	1.97	0.47
1:Q:144:MET:O	1:Q:209:PHE:CD2	2.68	0.47
1:Q:185:GLN:C	1:Q:216:LYS:HZ2	2.18	0.47
1:Q:226:VAL:HB	1:Q:230:LEU:CG	2.45	0.47
1:Q:284:LEU:O	1:Q:288:MET:HB2	2.15	0.47
1:Q:298:SER:C	1:Q:301:VAL:HG22	2.35	0.47
1:Q:421:PHE:HA	1:Q:424:LEU:HD12	1.96	0.47
1:Q:448:SER:HB3	1:Q:452:PHE:CZ	2.49	0.47
2:R:7:LEU:O	2:R:10:ASP:N	2.48	0.47
2:R:17:TYR:CD1	2:R:18:ASN:N	2.83	0.47
2:R:63:TYR:CZ	2:R:115:ASN:O	2.68	0.47
2:R:106:TYR:O	2:R:106:TYR:CD1	2.56	0.47
2:R:227:PHE:HA	2:R:230:ILE:HG23	1.94	0.47
2:R:429:ILE:HG13	2:R:430:VAL:HG22	1.96	0.47
3:S:35:LEU:HD11	3:S:54:VAL:CG2	2.43	0.47
3:S:36:GLN:N	3:S:54:VAL:HG12	2.29	0.47
3:S:47:ASN:C	3:S:48:GLN:HG2	2.32	0.47
3:S:154:THR:O	3:S:155:LYS:HD3	2.14	0.47
3:S:238:ASP:CB	4:T:308:LEU:HD22	2.44	0.47
3:S:419:ILE:HA	3:S:422:THR:HG22	1.96	0.47
4:T:27:VAL:CG1	4:T:154:GLU:CA	2.80	0.47
4:T:86:LEU:HD13	4:T:103:TYR:CZ	2.49	0.47

Continued on next page...

Continued from previous page...

Atom-1	Atom-2	Interatomic distance (Å)	Clash overlap (Å)
4:T:88:ASP:O	4:T:88:ASP:CG	2.52	0.47
4:T:155:VAL:CG1	4:T:205:PHE:HE1	2.28	0.47
4:T:174:PRO:HD3	4:T:185:ILE:CG2	2.44	0.47
4:T:240:TYR:O	4:T:243:PRO:CG	2.62	0.47
4:T:309:ARG:CD	4:T:310:THR:HG23	2.45	0.47
3:U:2:GLU:O	3:U:7:LEU:HD11	2.14	0.47
3:U:132:VAL:O	3:U:274:ILE:CA	2.63	0.47
3:U:148:ILE:CD1	3:U:156:VAL:HG22	2.44	0.47
3:U:221:PRO:CA	3:U:224:LEU:HD23	2.45	0.47
3:U:227:PHE:HZ	1:V:303:ASN:ND2	2.12	0.47
3:U:233:PHE:HE2	3:U:413:VAL:HB	1.78	0.47
3:U:247:ILE:CG1	4:Y:253:LEU:HD12	2.44	0.47
3:U:256:PHE:HE1	1:V:261:VAL:HG23	1.72	0.47
3:U:276:LYS:H	3:U:276:LYS:CD	2.22	0.47
3:U:417:ILE:CA	3:U:420:ILE:HG12	2.37	0.47
1:V:82:SER:C	1:V:84:ASP:H	2.17	0.47
1:V:90:ILE:HA	1:V:147:LYS:C	2.35	0.47
1:V:112:HIS:CG	1:V:113:THR:N	2.82	0.47
1:V:144:MET:O	1:V:209:PHE:CD2	2.68	0.47
1:V:196:ASN:OD1	1:V:196:ASN:C	2.52	0.47
1:V:220:TYR:HE2	2:W:279:PRO:HB2	1.65	0.47
1:V:416:GLU:OE2	2:W:433:ILE:CG2	2.60	0.47
1:V:435:ALA:O	1:V:439:PHE:CB	2.59	0.47
2:W:7:LEU:HD23	2:W:10:ASP:CB	2.37	0.47
2:W:8:ILE:HD11	2:W:69:TRP:CZ3	2.46	0.47
2:W:9:ASN:C	2:W:12:LEU:HG	2.32	0.47
2:W:106:TYR:CE1	2:W:107:PHE:HE1	2.32	0.47
2:W:241:PHE:CD1	2:W:242:LEU:N	2.82	0.47
2:W:471:PHE:O	2:W:475:MET:N	2.34	0.47
3:X:3:HIS:HB3	3:X:7:LEU:CD2	2.45	0.47
3:X:36:GLN:O	3:X:54:VAL:HA	2.14	0.47
3:X:49:ILE:HG21	3:X:125:LYS:CE	2.43	0.47
3:X:56:LEU:H	3:X:120:PRO:HD2	1.73	0.47
3:X:92:LEU:CD2	3:X:124:PHE:CZ	2.95	0.47
3:X:135:PHE:O	3:X:210:ILE:CD1	2.62	0.47
3:X:141:ASN:HB3	3:X:206:ILE:CG1	2.44	0.47
3:X:159:SER:HB3	3:X:160:PRO:HD2	1.96	0.47
3:X:231:LEU:HD22	3:X:235:LEU:HD21	1.97	0.47
3:X:257:LEU:C	3:X:257:LEU:CD1	2.82	0.47
3:X:302:SER:HB3	3:X:400:LYS:CG	2.45	0.47
3:X:395:ALA:O	3:X:399:TRP:CG	2.67	0.47

Continued on next page...

Continued from previous page...

Atom-1	Atom-2	Interatomic distance (Å)	Clash overlap (Å)
3:X:404:MET:O	3:X:407:ASP:OD1	2.33	0.47
3:X:417:ILE:HA	3:X:420:ILE:HG12	1.96	0.47
3:X:432:GLU:HG2	3:X:435:GLN:HE22	1.70	0.47
4:Y:59:TRP:CH2	4:Y:107:VAL:CG1	2.75	0.47
4:Y:122:ILE:H	4:Y:122:ILE:CD1	2.16	0.47
4:Y:228:PRO:O	4:Y:232:ILE:N	2.38	0.47
4:Y:265:LEU:C	4:Y:268:ILE:HG23	2.34	0.47
3:Z:46:VAL:CA	3:Z:272:PRO:HD3	2.44	0.47
1:0:16:ASN:OD1	1:0:18:LYS:CD	2.63	0.47
1:0:136:PRO:HG2	1:0:139:TRP:N	2.29	0.47
1:0:421:PHE:HA	1:0:424:LEU:HD12	1.96	0.47
1:0:430:TYR:O	1:0:430:TYR:CD1	2.66	0.47
2:1:204:ASP:OD1	2:1:205:LYS:CE	2.62	0.47
3:2:252:SER:HB2	4:3:259:LEU:CD1	2.43	0.47
3:2:299:HIS:O	3:2:306:HIS:O	2.33	0.47
3:2:404:MET:O	3:2:407:ASP:OD1	2.33	0.47
4:3:36:LEU:N	4:3:175:GLU:OE2	2.42	0.47
4:3:39:LEU:CD2	4:3:183:TRP:HZ2	2.16	0.47
4:3:200:LYS:O	4:3:200:LYS:CG	2.63	0.47
4:3:310:THR:CB	4:3:313:THR:HG22	2.45	0.47
3:A:44:ASP:O	3:A:48:GLN:N	2.47	0.47
3:A:131:ILE:C	3:A:133:THR:H	2.18	0.47
1:B:21:PRO:HB2	1:B:29:VAL:HG11	1.96	0.47
1:B:241:LEU:HG	1:B:248:LYS:HE2	1.95	0.47
1:B:241:LEU:CD2	1:B:248:LYS:HE2	2.44	0.47
2:C:106:TYR:C	2:C:107:PHE:CD1	2.85	0.47
2:C:114:PRO:HG2	2:C:115:ASN:H	1.80	0.47
2:C:429:ILE:HG13	2:C:430:VAL:HG22	1.96	0.47
2:C:452:THR:CG2	2:C:453:ILE:N	2.77	0.47
3:D:135:PHE:CE1	3:D:273:LEU:CB	2.97	0.47
3:D:244:THR:HG23	3:D:245:LEU:H	1.76	0.47
3:D:302:SER:HB3	3:D:400:LYS:CG	2.45	0.47
4:E:174:PRO:HD3	4:E:185:ILE:CG2	2.45	0.47
3:F:41:ILE:CG2	3:F:123:ILE:HD11	2.45	0.47
3:F:229:THR:O	3:F:233:PHE:CE1	2.67	0.47
3:F:249:VAL:HG13	3:F:253:LEU:CD2	2.42	0.47
3:F:298:THR:CA	3:F:301:ARG:HB3	2.36	0.47
3:F:391:GLU:O	3:F:394:ASN:OD1	2.33	0.47
1:G:47:ASN:C	1:G:48:GLU:HG2	2.25	0.47
1:G:130:ILE:O	1:G:131:LYS:O	2.32	0.47
1:G:135:PHE:CA	1:G:279:ILE:HD13	2.44	0.47

Continued on next page...

Continued from previous page...

Atom-1	Atom-2	Interatomic distance (Å)	Clash overlap (Å)
1:G:218:LEU:HD13	1:G:221:ILE:CD1	2.43	0.47
1:G:241:LEU:CD1	2:H:314:PHE:CE1	2.98	0.47
2:H:273:LEU:HD23	2:H:276:GLN:HG3	1.96	0.47
2:H:274:THR:CG2	2:H:275:SER:N	2.76	0.47
3:I:107:LYS:H	3:I:107:LYS:CD	2.24	0.47
3:I:141:ASN:HB3	3:I:206:ILE:CG1	2.44	0.47
3:I:169:THR:O	3:I:169:THR:CG2	2.56	0.47
3:I:254:THR:OG1	3:I:258:LEU:CD1	2.63	0.47
3:I:302:SER:HB3	3:I:400:LYS:CG	2.45	0.47
3:I:416:LEU:O	3:I:420:ILE:HG23	2.14	0.47
4:J:17:ARG:H	4:J:17:ARG:CD	2.27	0.47
4:J:20:PRO:CB	4:J:61:ASP:CG	2.78	0.47
4:J:22:LYS:HE2	4:J:26:HIS:HB3	1.97	0.47
4:J:44:GLU:HG3	4:J:129:ILE:HD12	1.96	0.47
3:K:47:ASN:O	3:K:48:GLN:HG2	2.14	0.47
3:K:175:GLU:O	3:K:209:ARG:HG3	2.14	0.47
3:K:187:TRP:CZ3	3:K:189:TYR:HB3	2.46	0.47
3:K:227:PHE:HZ	1:L:303:ASN:ND2	2.12	0.47
1:L:9:SER:C	1:L:13:GLU:HG3	2.35	0.47
1:L:92:LEU:CA	1:L:96:ASN:HB2	2.43	0.47
1:L:438:LEU:HA	1:L:441:TYR:CB	2.29	0.47
2:M:9:ASN:C	2:M:12:LEU:HG	2.32	0.47
2:M:148:PHE:N	2:M:148:PHE:CD1	2.83	0.47
2:M:185:THR:HG22	2:M:187:ASN:H	1.78	0.47
3:N:37:LEU:O	3:N:169:THR:HB	2.14	0.47
3:N:259:VAL:CG1	3:N:262:GLU:OE1	2.55	0.47
3:N:268:SER:OG	3:N:273:LEU:HD21	2.15	0.47
3:N:420:ILE:HA	3:N:423:VAL:HB	1.96	0.47
4:O:103:TYR:CD2	4:O:104:TYR:N	2.83	0.47
4:O:162:GLU:OE1	4:O:191:LYS:HG3	2.15	0.47
4:O:183:TRP:HA	4:O:216:ARG:HG2	1.95	0.47
4:O:219:LEU:CB	4:O:222:ILE:HB	2.45	0.47
4:O:270:GLN:O	4:O:273:PRO:HD2	2.15	0.47
4:O:309:ARG:CD	4:O:310:THR:HG23	2.45	0.47
3:P:226:SER:O	3:P:230:VAL:CG2	2.56	0.47
3:P:245:LEU:HD11	1:Q:250:SER:O	2.15	0.47
3:P:276:LYS:H	3:P:276:LYS:CD	2.22	0.47
1:Q:11:LEU:CD2	1:Q:11:LEU:H	2.27	0.47
1:Q:68:ASP:O	1:Q:72:TYR:HD2	1.98	0.47
1:Q:118:TRP:C	1:Q:119:HIS:HD2	2.18	0.47
1:Q:134:TYR:CD1	1:Q:213:ILE:CG1	2.89	0.47

Continued on next page...

Continued from previous page...

Atom-1	Atom-2	Interatomic distance (Å)	Clash overlap (Å)
1:Q:256:LEU:HD22	1:Q:298:SER:CB	2.42	0.47
2:R:69:TRP:CB	2:R:73:GLU:CB	2.87	0.47
2:R:111:LEU:O	2:R:118:VAL:HG13	2.15	0.47
2:R:429:ILE:O	2:R:433:ILE:HG13	2.15	0.47
3:S:137:PHE:HB3	3:S:435:GLN:HG3	1.86	0.47
3:S:231:LEU:HD22	3:S:235:LEU:HD21	1.97	0.47
4:T:22:LYS:CG	4:T:23:THR:N	2.78	0.47
3:U:45:GLU:OE1	3:U:209:ARG:HD3	2.15	0.47
3:U:80:LEU:HD12	3:U:80:LEU:C	2.35	0.47
3:U:131:ILE:HG13	3:U:133:THR:HB	1.97	0.47
3:U:207:MET:O	3:U:207:MET:CE	2.63	0.47
3:U:244:THR:O	3:U:247:ILE:CB	2.63	0.47
3:U:245:LEU:HD11	1:V:250:SER:O	2.15	0.47
3:U:251:LEU:CD1	4:Y:260:ALA:CB	2.86	0.47
3:U:267:THR:O	3:U:271:VAL:HG22	2.14	0.47
3:U:291:VAL:CG1	3:U:295:VAL:CG2	2.91	0.47
3:U:298:THR:CA	3:U:301:ARG:HB3	2.36	0.47
1:V:89:ASP:OD2	1:V:150:THR:N	2.47	0.47
1:V:241:LEU:CD1	2:W:314:PHE:CE1	2.98	0.47
1:V:256:LEU:HD22	1:V:298:SER:CB	2.42	0.47
3:X:35:LEU:HD11	3:X:54:VAL:CG1	2.36	0.47
3:X:254:THR:OG1	3:X:258:LEU:CD1	2.63	0.47
3:X:419:ILE:HA	3:X:422:THR:HG22	1.96	0.47
4:Y:1:ASN:C	4:Y:3:GLU:N	2.68	0.47
4:Y:22:LYS:CG	4:Y:23:THR:N	2.78	0.47
4:Y:173:ASP:H	4:Y:174:PRO:HD2	1.77	0.47
4:Y:219:LEU:CB	4:Y:222:ILE:HB	2.45	0.47
3:Z:28:PHE:CD1	3:Z:154:THR:HA	2.50	0.47
3:Z:187:TRP:HE1	3:Z:196:THR:CG2	2.28	0.47
3:Z:207:MET:O	3:Z:207:MET:CE	2.63	0.47
3:Z:244:THR:O	3:Z:247:ILE:CB	2.63	0.47
3:Z:303:PRO:CB	3:Z:400:LYS:CE	2.86	0.47
1:0:88:PRO:C	1:0:90:ILE:N	2.68	0.47
1:0:112:HIS:CG	1:0:113:THR:N	2.83	0.47
1:0:184:GLY:C	1:0:186:TRP:H	2.17	0.47
1:0:256:LEU:HD22	1:0:298:SER:CB	2.43	0.47
2:1:241:PHE:CD1	2:1:242:LEU:N	2.82	0.47
2:1:434:LYS:HG2	2:1:435:GLU:N	2.29	0.47
3:2:26:THR:CG2	3:2:27:HIS:H	2.20	0.47
3:2:36:GLN:N	3:2:54:VAL:HG12	2.29	0.47
3:2:40:LEU:HD22	3:2:52:THR:CB	2.44	0.47

Continued on next page...

Continued from previous page...

Atom-1	Atom-2	Interatomic distance (Å)	Clash overlap (Å)
3:2:280:PHE:O	3:2:284:PHE:CG	2.68	0.47
4:3:152:ALA:N	4:3:205:PHE:CD1	2.70	0.47
4:3:271:LYS:HZ1	3:Z:262:GLU:CG	2.28	0.47
3:A:28:PHE:CD1	3:A:154:THR:HA	2.50	0.47
3:A:80:LEU:HD12	3:A:80:LEU:C	2.35	0.47
3:A:85:VAL:O	3:A:87:LEU:HD13	2.14	0.47
3:A:303:PRO:CB	3:A:400:LYS:CE	2.86	0.47
3:A:382:ILE:O	3:A:386:MET:HE3	2.14	0.47
1:B:133:MET:N	1:B:279:ILE:HG23	2.30	0.47
1:B:144:MET:O	1:B:209:PHE:CD2	2.68	0.47
1:B:185:GLN:C	1:B:216:LYS:HZ2	2.17	0.47
1:B:226:VAL:HB	1:B:230:LEU:CG	2.45	0.47
1:B:435:ALA:O	1:B:439:PHE:CB	2.59	0.47
2:C:17:TYR:CD1	2:C:18:ASN:N	2.83	0.47
2:C:48:THR:OG1	2:C:285:VAL:CA	2.62	0.47
2:C:204:ASP:OD1	2:C:205:LYS:CD	2.61	0.47
3:D:1:SER:H2	3:D:4:GLU:HB2	1.76	0.47
3:D:36:GLN:O	3:D:54:VAL:HA	2.14	0.47
3:D:135:PHE:CG	3:D:210:ILE:CG1	2.95	0.47
3:D:141:ASN:HB3	3:D:206:ILE:CG1	2.44	0.47
4:E:1:ASN:C	4:E:3:GLU:N	2.68	0.47
4:E:20:PRO:CB	4:E:61:ASP:CG	2.78	0.47
4:E:22:LYS:HE2	4:E:26:HIS:HB3	1.97	0.47
4:E:200:LYS:O	4:E:200:LYS:CG	2.63	0.47
3:F:50:VAL:HG12	3:F:51:GLU:N	2.29	0.47
3:F:133:THR:C	3:F:136:PRO:CD	2.83	0.47
3:F:171:MET:HG2	3:F:173:SER:H	1.79	0.47
3:F:255:VAL:CG2	3:F:258:LEU:HD12	2.45	0.47
1:G:68:ASP:HA	1:G:72:TYR:HD2	1.78	0.47
1:G:133:MET:N	1:G:279:ILE:HG23	2.30	0.47
2:H:114:PRO:HG2	2:H:115:ASN:H	1.80	0.47
2:H:148:PHE:O	2:H:215:VAL:HG22	2.13	0.47
3:I:101:ALA:O	3:I:102:ILE:CB	2.62	0.47
3:I:159:SER:HB3	3:I:160:PRO:HD2	1.96	0.47
3:I:217:ASN:O	3:I:221:PRO:CD	2.63	0.47
3:I:389:ASP:O	3:I:393:SER:OG	2.22	0.47
4:J:163:GLU:O	4:J:164:GLY:C	2.53	0.47
4:J:310:THR:CB	4:J:313:THR:HG22	2.45	0.47
3:K:44:ASP:O	3:K:48:GLN:N	2.47	0.47
1:L:112:HIS:CG	1:L:113:THR:N	2.83	0.47
1:L:144:MET:O	1:L:209:PHE:CD2	2.68	0.47

Continued on next page...

Continued from previous page...

Atom-1	Atom-2	Interatomic distance (Å)	Clash overlap (Å)
1:L:241:LEU:CD1	2:M:314:PHE:CE1	2.98	0.47
1:L:247:GLU:O	1:L:249:MET:HG3	2.15	0.47
1:L:298:SER:C	1:L:301:VAL:HG22	2.35	0.47
1:L:438:LEU:CA	1:L:441:TYR:HB3	2.29	0.47
2:M:7:LEU:CD1	2:M:70:ASN:HD22	2.26	0.47
2:M:429:ILE:O	2:M:433:ILE:HG13	2.15	0.47
2:M:434:LYS:HG2	2:M:435:GLU:N	2.29	0.47
3:N:238:ASP:CB	4:O:308:LEU:HD22	2.44	0.47
3:N:395:ALA:O	3:N:399:TRP:CG	2.67	0.47
3:N:416:LEU:O	3:N:420:ILE:HG23	2.14	0.47
4:O:22:LYS:CG	4:O:23:THR:N	2.78	0.47
4:O:88:ASP:CG	4:O:88:ASP:O	2.52	0.47
4:O:200:LYS:O	4:O:200:LYS:CG	2.63	0.47
3:P:2:GLU:O	3:P:7:LEU:HD11	2.14	0.47
3:P:3:HIS:O	3:P:7:LEU:N	2.38	0.47
3:P:50:VAL:HG12	3:P:51:GLU:N	2.29	0.47
3:P:422:THR:C	3:P:425:VAL:HG12	2.33	0.47
1:Q:112:HIS:CG	1:Q:113:THR:N	2.83	0.47
1:Q:466:ASN:C	1:Q:468:PHE:H	2.18	0.47
2:R:54:THR:O	2:R:126:PHE:CE2	2.68	0.47
2:R:114:PRO:HG2	2:R:115:ASN:H	1.80	0.47
2:R:241:PHE:CD1	2:R:242:LEU:N	2.82	0.47
3:S:141:ASN:HB3	3:S:206:ILE:CG1	2.44	0.47
3:S:254:THR:OG1	3:S:258:LEU:CD1	2.63	0.47
4:T:1:ASN:C	4:T:3:GLU:N	2.68	0.47
4:T:10:LEU:HD22	4:T:64:LEU:HD21	1.97	0.47
4:T:240:TYR:C	4:T:450:CYS:SG	2.93	0.47
4:T:270:GLN:O	4:T:273:PRO:HD2	2.15	0.47
4:T:279:VAL:HB	4:T:280:PRO:CD	2.43	0.47
3:U:41:ILE:CG2	3:U:123:ILE:HD11	2.45	0.47
3:U:51:GLU:HA	3:U:124:PHE:O	2.15	0.47
1:V:38:THR:O	1:V:179:ALA:HB1	2.15	0.47
1:V:68:ASP:O	1:V:72:TYR:HD2	1.98	0.47
1:V:187:SER:O	1:V:214:GLN:O	2.33	0.47
1:V:256:LEU:CD1	1:V:302:LEU:HD22	2.43	0.47
2:W:17:TYR:CD1	2:W:18:ASN:N	2.83	0.47
2:W:69:TRP:HD1	2:W:114:PRO:O	1.97	0.47
2:W:273:LEU:CD2	2:W:276:GLN:HB2	2.44	0.47
2:W:427:ASN:O	2:W:431:LYS:HG3	2.15	0.47
2:W:476:GLY:O	2:W:480:ARG:CG	2.62	0.47
3:X:40:LEU:HD22	3:X:52:THR:CB	2.44	0.47

Continued on next page...

Continued from previous page...

Atom-1	Atom-2	Interatomic distance (Å)	Clash overlap (Å)
3:X:101:ALA:O	3:X:102:ILE:CB	2.62	0.47
3:X:305:THR:OG1	3:X:401:TYR:HB3	2.15	0.47
4:Y:136:PHE:O	4:Y:138:TRP:CZ2	2.68	0.47
4:Y:271:LYS:NZ	4:Y:271:LYS:CB	2.61	0.47
4:Y:279:VAL:HB	4:Y:280:PRO:CD	2.43	0.47
3:Z:41:ILE:CG2	3:Z:123:ILE:HD11	2.45	0.47
3:Z:120:PRO:HA	3:Z:121:PRO:HD3	1.67	0.47
3:Z:229:THR:HA	3:Z:232:VAL:CG2	2.44	0.47
1:0:31:VAL:HG21	1:0:86:TRP:CZ3	2.50	0.47
1:0:47:ASN:C	1:0:48:GLU:HG2	2.25	0.47
1:0:86:TRP:HD1	1:0:151:TYR:CZ	2.33	0.47
3:2:101:ALA:O	3:2:102:ILE:CB	2.62	0.47
3:2:135:PHE:O	3:2:210:ILE:CD1	2.62	0.47
3:2:217:ASN:O	3:2:221:PRO:CD	2.63	0.47
3:2:263:LEU:CD1	4:3:266:PHE:CZ	2.90	0.47
3:2:293:VAL:O	3:2:297:ASN:CB	2.61	0.47
4:3:22:LYS:HE2	4:3:26:HIS:HB3	1.97	0.47
4:3:136:PHE:O	4:3:138:TRP:CZ2	2.68	0.47
4:3:232:ILE:O	4:3:236:VAL:HG22	2.14	0.47
3:A:62:ASP:HB3	3:A:65:LEU:HD12	1.97	0.47
3:A:130:ILE:HD13	3:A:130:ILE:N	2.29	0.47
3:A:187:TRP:NE1	3:A:196:THR:HG23	2.27	0.47
3:A:247:ILE:CG1	4:E:253:LEU:HD12	2.44	0.47
3:A:286:ILE:O	3:A:289:ILE:CB	2.57	0.47
1:B:4:GLU:OE2	1:B:70:ALA:HB3	2.14	0.47
1:B:55:PHE:HA	1:B:121:SER:HA	1.96	0.47
1:B:62:ASP:C	1:B:64:ARG:N	2.67	0.47
1:B:86:TRP:HD1	1:B:151:TYR:CZ	2.33	0.47
1:B:112:HIS:CG	1:B:113:THR:N	2.83	0.47
1:B:134:TYR:CD1	1:B:213:ILE:CG1	2.89	0.47
2:C:111:LEU:O	2:C:118:VAL:HG13	2.15	0.47
2:C:139:PHE:O	2:C:222:ARG:HG2	2.14	0.47
2:C:279:PRO:HA	2:C:282:ALA:HB2	1.94	0.47
3:D:239:SER:HB2	3:D:242:LYS:CE	2.37	0.47
4:E:239:VAL:HA	4:E:242:LEU:CD2	2.45	0.47
3:F:132:VAL:O	3:F:274:ILE:CA	2.63	0.47
1:G:82:SER:C	1:G:84:ASP:H	2.17	0.47
2:H:447:ASN:O	2:H:449:VAL:CG2	2.33	0.47
3:I:219:ILE:HD12	3:I:219:ILE:C	2.35	0.47
4:J:2:GLU:HA	4:J:5:ARG:CG	2.38	0.47
4:J:148:GLN:NE2	4:J:148:GLN:CA	2.59	0.47

Continued on next page...

Continued from previous page...

Atom-1	Atom-2	Interatomic distance (Å)	Clash overlap (Å)
4:J:173:ASP:H	4:J:174:PRO:HD2	1.76	0.47
4:J:240:TYR:C	4:J:450:CYS:SG	2.93	0.47
3:K:79:ARG:HH11	3:K:107:LYS:HZ1	1.57	0.47
3:K:141:ASN:OD1	3:K:141:ASN:N	2.48	0.47
3:K:148:ILE:CG2	3:K:198:TYR:CB	2.88	0.47
3:K:212:LEU:CA	3:K:215:VAL:HG23	2.40	0.47
3:K:284:PHE:CD1	3:K:284:PHE:N	2.82	0.47
3:K:397:GLU:HA	3:K:400:LYS:HG3	1.96	0.47
1:L:31:VAL:HG21	1:L:86:TRP:CZ3	2.50	0.47
1:L:180:PHE:CE1	1:L:181:THR:O	2.68	0.47
3:N:135:PHE:O	3:N:210:ILE:CG1	2.63	0.47
3:N:217:ASN:O	3:N:221:PRO:CD	2.63	0.47
3:N:227:PHE:HE1	3:N:231:LEU:HD21	1.80	0.47
3:N:256:PHE:O	3:N:260:ILE:HG13	2.14	0.47
4:O:1:ASN:C	4:O:3:GLU:N	2.68	0.47
3:P:201:ILE:HG21	3:P:203:TYR:CE1	2.43	0.47
3:P:247:ILE:CG1	4:T:253:LEU:HD12	2.44	0.47
3:P:432:GLU:HG3	3:P:436:GLU:CD	2.34	0.47
2:R:476:GLY:O	2:R:480:ARG:CG	2.62	0.47
3:S:36:GLN:O	3:S:54:VAL:HA	2.14	0.47
3:S:45:GLU:OE2	3:S:135:PHE:CD2	2.68	0.47
3:S:221:PRO:O	3:S:225:PHE:HB3	2.15	0.47
3:S:417:ILE:HA	3:S:420:ILE:HG12	1.96	0.47
4:T:232:ILE:O	4:T:236:VAL:HG22	2.14	0.47
4:T:307:SER:O	4:T:314:HIS:O	2.33	0.47
3:U:62:ASP:HB3	3:U:65:LEU:HD12	1.97	0.47
3:U:255:VAL:HA	3:U:258:LEU:HD12	1.96	0.47
1:V:118:TRP:C	1:V:119:HIS:HD2	2.18	0.47
1:V:133:MET:N	1:V:279:ILE:HG23	2.30	0.47
1:V:409:LYS:HD3	2:W:426:THR:CB	2.44	0.47
1:V:466:ASN:C	1:V:468:PHE:H	2.18	0.47
2:W:111:LEU:O	2:W:118:VAL:HG13	2.15	0.47
2:W:190:TRP:HA	2:W:223:ARG:CB	2.43	0.47
2:W:205:LYS:HD3	2:W:205:LYS:H	1.79	0.47
3:X:45:GLU:OE2	3:X:135:PHE:CD2	2.68	0.47
3:X:217:ASN:O	3:X:221:PRO:CD	2.63	0.47
3:X:252:SER:HB2	4:Y:259:LEU:CD1	2.42	0.47
3:X:408:HIS:O	3:X:412:CYS:CB	2.63	0.47
4:Y:86:LEU:HD13	4:Y:103:TYR:CZ	2.49	0.47
4:Y:162:GLU:HB3	4:Y:191:LYS:HD3	1.96	0.47
4:Y:237:VAL:HA	4:Y:240:TYR:HB2	1.97	0.47

Continued on next page...

Continued from previous page...

Atom-1	Atom-2	Interatomic distance (Å)	Clash overlap (Å)
4:Y:304:LEU:HA	4:Y:307:SER:OG	2.14	0.47
3:Z:130:ILE:HD13	3:Z:130:ILE:N	2.29	0.47
1:0:136:PRO:CG	1:0:280:ILE:HD11	2.46	0.46
1:0:146:PHE:O	1:0:147:LYS:HB2	2.15	0.46
1:0:187:SER:O	1:0:214:GLN:O	2.32	0.46
1:0:220:TYR:HD2	1:0:223:TYR:HH	1.58	0.46
2:1:54:THR:O	2:1:126:PHE:CE2	2.68	0.46
2:1:245:LEU:O	2:1:249:LEU:N	2.39	0.46
3:2:159:SER:HB3	3:2:160:PRO:HD2	1.96	0.46
3:2:276:LYS:HA	3:2:279:LEU:CD1	2.45	0.46
3:2:302:SER:HB3	3:2:400:LYS:CG	2.45	0.46
4:3:103:TYR:CD2	4:3:104:TYR:HD1	2.30	0.46
4:3:162:GLU:OE1	4:3:191:LYS:HG3	2.15	0.46
4:3:239:VAL:HA	4:3:242:LEU:CD2	2.45	0.46
4:3:272:VAL:O	4:3:275:THR:HB	2.15	0.46
3:A:108:LEU:CD2	3:A:118:TRP:CD1	2.98	0.46
3:A:227:PHE:HZ	1:B:303:ASN:ND2	2.12	0.46
3:A:249:VAL:HG13	3:A:253:LEU:CD2	2.42	0.46
1:B:180:PHE:CE1	1:B:181:THR:O	2.68	0.46
2:C:279:PRO:O	2:C:283:LEU:N	2.42	0.46
3:D:29:VAL:HG11	3:D:60:TRP:NE1	2.27	0.46
3:D:101:ALA:O	3:D:102:ILE:CB	2.62	0.46
3:D:221:PRO:O	3:D:225:PHE:HB3	2.15	0.46
3:D:236:PRO:CB	3:D:299:HIS:HE2	2.21	0.46
4:E:19:LYS:CG	4:E:20:PRO:HD2	2.45	0.46
3:F:46:VAL:HA	3:F:272:PRO:HD3	1.97	0.46
3:F:80:LEU:HD12	3:F:80:LEU:C	2.35	0.46
3:F:137:PHE:CD2	3:F:435:GLN:NE2	2.82	0.46
1:G:82:SER:OG	1:G:108:VAL:HG21	2.15	0.46
1:G:93:MET:HB2	1:G:145:VAL:HG23	1.96	0.46
1:G:137:PHE:HB2	1:G:464:PRO:HG2	1.97	0.46
1:G:158:LEU:HD23	1:G:158:LEU:HA	1.52	0.46
1:G:311:THR:HG22	1:G:312:HIS:N	2.31	0.46
2:H:37:LEU:O	2:H:178:ILE:CD1	2.63	0.46
2:H:37:LEU:HD11	2:H:148:PHE:CG	2.51	0.46
2:H:90:PRO:HD2	2:H:120:TRP:HE3	1.78	0.46
2:H:140:ASP:OD1	2:H:140:ASP:N	2.40	0.46
3:I:37:LEU:O	3:I:169:THR:HB	2.14	0.46
3:I:154:THR:O	3:I:155:LYS:HD3	2.14	0.46
3:I:276:LYS:HA	3:I:279:LEU:CD1	2.45	0.46
4:J:56:GLU:HB2	4:J:118:LEU:HD11	1.98	0.46

Continued on next page...

Continued from previous page...

Atom-1	Atom-2	Interatomic distance (Å)	Clash overlap (Å)
4:J:136:PHE:O	4:J:138:TRP:CZ2	2.68	0.46
3:K:46:VAL:HA	3:K:272:PRO:HD3	1.97	0.46
3:K:208:GLN:OE1	3:K:435:GLN:CG	2.64	0.46
3:K:301:ARG:HH22	3:K:406:ILE:HD11	1.80	0.46
1:L:38:THR:HG1	1:L:39:SER:H	1.60	0.46
1:L:118:TRP:C	1:L:119:HIS:HD2	2.18	0.46
2:M:275:SER:O	2:M:279:PRO:CD	2.59	0.46
2:M:279:PRO:HG2	2:M:280:GLU:N	2.30	0.46
2:M:427:ASN:CA	2:M:430:VAL:HG23	2.38	0.46
2:M:437:ASN:O	2:M:441:GLU:HG3	2.16	0.46
3:N:3:HIS:HB3	3:N:7:LEU:CD2	2.45	0.46
3:N:419:ILE:HD11	3:N:420:ILE:HG23	1.94	0.46
4:O:56:GLU:HB2	4:O:118:LEU:HD11	1.97	0.46
3:P:47:ASN:O	3:P:48:GLN:HG2	2.14	0.46
3:P:130:ILE:O	3:P:134:HIS:CB	2.64	0.46
1:Q:21:PRO:HB2	1:Q:29:VAL:HG11	1.96	0.46
1:Q:90:ILE:HA	1:Q:147:LYS:C	2.35	0.46
1:Q:135:PHE:CA	1:Q:279:ILE:HD13	2.44	0.46
1:Q:143:THR:CG2	1:Q:145:VAL:HG22	2.46	0.46
1:Q:197:TRP:CB	1:Q:204:TYR:HD1	2.27	0.46
1:Q:249:MET:HE2	1:Q:250:SER:HB3	1.96	0.46
1:Q:253:ILE:CD1	1:Q:302:LEU:HD11	2.45	0.46
2:R:37:LEU:O	2:R:178:ILE:CD1	2.63	0.46
2:R:37:LEU:HD11	2:R:148:PHE:CG	2.50	0.46
2:R:69:TRP:HD1	2:R:114:PRO:O	1.97	0.46
3:S:159:SER:HB3	3:S:160:PRO:HD2	1.96	0.46
3:S:280:PHE:O	3:S:284:PHE:CG	2.68	0.46
3:S:404:MET:O	3:S:407:ASP:OD1	2.33	0.46
3:S:408:HIS:O	3:S:412:CYS:CB	2.63	0.46
3:U:72:TYR:C	3:U:72:TYR:HD1	2.18	0.46
3:U:92:LEU:CD2	3:U:92:LEU:N	2.78	0.46
3:U:208:GLN:OE1	3:U:435:GLN:CG	2.63	0.46
3:U:225:PHE:HD1	3:U:229:THR:HG1	1.63	0.46
3:U:301:ARG:HH22	3:U:406:ILE:HD11	1.80	0.46
3:U:432:GLU:HG3	3:U:436:GLU:CD	2.34	0.46
1:V:7:LEU:CD1	1:V:69:PRO:HD2	2.46	0.46
1:V:134:TYR:CD1	1:V:213:ILE:CG1	2.89	0.46
1:V:135:PHE:CA	1:V:279:ILE:HD13	2.44	0.46
2:W:37:LEU:O	2:W:178:ILE:CD1	2.63	0.46
2:W:106:TYR:O	2:W:106:TYR:CD1	2.56	0.46
2:W:238:LEU:HA	2:W:241:PHE:CD2	2.51	0.46

Continued on next page...

Continued from previous page...

Atom-1	Atom-2	Interatomic distance (Å)	Clash overlap (Å)
2:W:436:LYS:O	2:W:439:TYR:HB2	2.16	0.46
3:X:399:TRP:HA	3:X:399:TRP:HE3	1.79	0.46
4:Y:19:LYS:CG	4:Y:20:PRO:HD2	2.45	0.46
4:Y:32:LEU:HD12	4:Y:208:ILE:CD1	2.44	0.46
4:Y:103:TYR:HD2	4:Y:104:TYR:CD1	2.32	0.46
4:Y:270:GLN:HA	4:Y:273:PRO:HG3	1.98	0.46
4:Y:307:SER:O	4:Y:314:HIS:O	2.32	0.46
3:Z:131:ILE:C	3:Z:133:THR:H	2.18	0.46
3:Z:255:VAL:HA	3:Z:258:LEU:HD12	1.96	0.46
3:Z:303:PRO:CB	3:Z:400:LYS:HD3	2.31	0.46
1:0:35:LEU:HD23	1:0:35:LEU:N	2.27	0.46
1:0:137:PHE:HB2	1:0:464:PRO:HG2	1.97	0.46
1:0:234:LEU:CA	1:0:237:LEU:HB2	2.46	0.46
1:0:416:GLU:OE2	2:1:433:ILE:CG2	2.60	0.46
2:1:111:LEU:O	2:1:118:VAL:HG13	2.15	0.46
2:1:114:PRO:HG2	2:1:115:ASN:H	1.80	0.46
2:1:238:LEU:HA	2:1:241:PHE:CD2	2.50	0.46
2:1:449:VAL:HG12	2:1:452:THR:HB	1.97	0.46
2:1:452:THR:CG2	2:1:453:ILE:N	2.76	0.46
2:1:471:PHE:CD1	2:1:472:ILE:N	2.84	0.46
3:2:268:SER:OG	3:2:273:LEU:HD21	2.15	0.46
4:3:58:GLN:CA	4:3:59:TRP:HE3	2.27	0.46
4:3:240:TYR:C	4:3:450:CYS:SG	2.93	0.46
3:A:66:ARG:O	3:A:67:TRP:CE3	2.68	0.46
3:A:92:LEU:CD2	3:A:92:LEU:N	2.79	0.46
3:A:110:LEU:CD1	3:A:114:GLY:HA2	2.46	0.46
3:A:132:VAL:O	3:A:274:ILE:CA	2.63	0.46
1:B:88:PRO:C	1:B:90:ILE:N	2.68	0.46
1:B:90:ILE:HA	1:B:147:LYS:C	2.35	0.46
1:B:137:PHE:HB2	1:B:464:PRO:HG2	1.97	0.46
1:B:256:LEU:CD1	1:B:302:LEU:HD22	2.43	0.46
2:C:69:TRP:HD1	2:C:114:PRO:O	1.97	0.46
3:D:419:ILE:HA	3:D:422:THR:HG22	1.96	0.46
4:E:89:VAL:CG2	4:E:99:PHE:CZ	2.95	0.46
4:E:219:LEU:CB	4:E:222:ILE:HB	2.45	0.46
4:E:309:ARG:CD	4:E:310:THR:HG23	2.45	0.46
4:E:310:THR:CB	4:E:313:THR:HG22	2.45	0.46
3:F:85:VAL:O	3:F:87:LEU:HD13	2.14	0.46
3:F:278:MET:HE1	3:F:282:MET:CE	2.45	0.46
3:F:291:VAL:CG1	3:F:295:VAL:CG2	2.91	0.46
1:G:31:VAL:HG21	1:G:86:TRP:CZ3	2.50	0.46

Continued on next page...

Continued from previous page...

Atom-1	Atom-2	Interatomic distance (Å)	Clash overlap (Å)
1:G:55:PHE:HA	1:G:121:SER:HA	1.96	0.46
1:G:91:VAL:N	1:G:147:LYS:O	2.29	0.46
1:G:220:TYR:CB	1:G:223:TYR:CE2	2.97	0.46
2:H:4:GLU:HG3	2:H:5:GLU:N	2.31	0.46
2:H:54:THR:O	2:H:126:PHE:CE2	2.68	0.46
2:H:289:GLY:C	2:H:293:MET:HE2	2.35	0.46
3:I:135:PHE:O	3:I:210:ILE:CG1	2.63	0.46
3:I:303:PRO:N	3:I:400:LYS:HD2	2.29	0.46
3:K:93:TYR:N	3:K:93:TYR:HD1	2.11	0.46
1:L:38:THR:O	1:L:179:ALA:HB1	2.15	0.46
1:L:196:ASN:C	1:L:197:TRP:CG	2.89	0.46
1:L:220:TYR:CB	1:L:223:TYR:CE2	2.97	0.46
1:L:251:LEU:CD1	2:M:261:ILE:HG21	2.40	0.46
2:M:192:ILE:CD1	2:M:221:ILE:HG21	2.44	0.46
2:M:427:ASN:O	2:M:431:LYS:HG3	2.15	0.46
2:M:476:GLY:O	2:M:480:ARG:CG	2.62	0.46
3:N:43:VAL:HG21	3:N:50:VAL:HG13	1.96	0.46
3:N:92:LEU:HG	3:N:124:PHE:CE1	2.50	0.46
4:O:10:LEU:HD22	4:O:64:LEU:HD21	1.97	0.46
4:O:123:TYR:N	4:O:123:TYR:CD1	2.81	0.46
4:O:307:SER:O	4:O:314:HIS:O	2.33	0.46
3:P:255:VAL:HA	3:P:258:LEU:HD12	1.96	0.46
1:Q:7:LEU:CD1	1:Q:69:PRO:HD2	2.46	0.46
1:Q:47:ASN:C	1:Q:48:GLU:HG2	2.25	0.46
1:Q:180:PHE:CE1	1:Q:181:THR:O	2.68	0.46
1:Q:181:THR:HG23	1:Q:184:GLY:H	1.78	0.46
1:Q:241:LEU:CD1	2:R:314:PHE:CE1	2.98	0.46
1:Q:261:VAL:CG1	1:Q:262:PHE:HD1	2.19	0.46
3:S:17:LYS:HG2	3:S:84:ASP:C	2.34	0.46
4:T:55:ILE:HG23	4:T:119:PRO:HD2	1.96	0.46
4:T:200:LYS:O	4:T:200:LYS:CG	2.63	0.46
3:U:28:PHE:CD1	3:U:154:THR:HA	2.50	0.46
1:V:46:LYS:CD	1:V:275:LEU:O	2.64	0.46
1:V:227:PRO:O	1:V:231:ILE:CG1	2.59	0.46
1:V:271:PRO:O	1:V:275:LEU:CD2	2.63	0.46
2:W:7:LEU:O	2:W:10:ASP:N	2.48	0.46
2:W:37:LEU:HD11	2:W:148:PHE:CG	2.50	0.46
2:W:54:THR:O	2:W:126:PHE:CE2	2.68	0.46
2:W:279:PRO:HG2	2:W:280:GLU:N	2.30	0.46
2:W:462:THR:O	2:W:466:VAL:CG2	2.61	0.46
3:X:37:LEU:O	3:X:169:THR:HB	2.14	0.46

Continued on next page...

Continued from previous page...

Atom-1	Atom-2	Interatomic distance (Å)	Clash overlap (Å)
3:X:280:PHE:O	3:X:284:PHE:CG	2.68	0.46
4:Y:200:LYS:O	4:Y:200:LYS:CG	2.63	0.46
4:Y:261:GLN:HG3	4:Y:262:THR:N	2.29	0.46
3:Z:108:LEU:CD2	3:Z:118:TRP:CD1	2.98	0.46
3:Z:130:ILE:O	3:Z:134:HIS:CB	2.64	0.46
3:Z:397:GLU:HA	3:Z:400:LYS:HG3	1.96	0.46
1:0:180:PHE:CE1	1:0:181:THR:O	2.68	0.46
1:0:439:PHE:O	1:0:442:ILE:CG2	2.64	0.46
1:0:441:TYR:O	1:0:444:ILE:HG22	2.16	0.46
1:0:448:SER:HB3	1:0:452:PHE:CZ	2.49	0.46
2:1:7:LEU:O	2:1:10:ASP:N	2.48	0.46
2:1:77:ILE:HD11	2:1:80:LEU:CB	2.44	0.46
2:1:262:CYS:SG	3:2:251:LEU:HD11	2.56	0.46
3:2:32:THR:O	3:2:58:GLN:HA	2.13	0.46
3:2:107:LYS:N	3:2:107:LYS:CD	2.72	0.46
4:3:10:LEU:HD22	4:3:64:LEU:HD21	1.97	0.46
4:3:39:LEU:CD2	4:3:183:TRP:CZ2	2.95	0.46
4:3:219:LEU:HD23	4:3:221:TYR:CE2	2.51	0.46
4:3:261:GLN:HG3	4:3:262:THR:N	2.29	0.46
4:3:309:ARG:CD	4:3:310:THR:HG23	2.45	0.46
4:3:472:ASN:ND2	4:3:476:GLU:HG3	2.31	0.46
3:A:187:TRP:HE1	3:A:196:THR:CG2	2.28	0.46
3:A:208:GLN:OE1	3:A:435:GLN:CG	2.63	0.46
3:A:398:GLU:C	3:A:400:LYS:H	2.16	0.46
1:B:68:ASP:O	1:B:72:TYR:HD2	1.98	0.46
1:B:143:THR:CG2	1:B:145:VAL:HG22	2.45	0.46
1:B:298:SER:C	1:B:301:VAL:HG22	2.35	0.46
1:B:441:TYR:O	1:B:444:ILE:HG22	2.16	0.46
1:B:466:ASN:C	1:B:468:PHE:H	2.18	0.46
2:C:54:THR:O	2:C:126:PHE:CE2	2.68	0.46
2:C:111:LEU:CB	2:C:119:THR:OG1	2.55	0.46
2:C:137:PHE:CD1	2:C:137:PHE:C	2.89	0.46
2:C:427:ASN:O	2:C:431:LYS:HG3	2.15	0.46
2:C:429:ILE:O	2:C:433:ILE:HG13	2.15	0.46
2:C:437:ASN:O	2:C:441:GLU:HG3	2.16	0.46
3:D:35:LEU:HD11	3:D:54:VAL:CG1	2.36	0.46
3:D:217:ASN:O	3:D:221:PRO:CD	2.63	0.46
3:D:414:PHE:HE1	3:D:418:CYS:HG	1.60	0.46
4:E:33:LYS:HZ1	4:E:160:SER:CB	2.28	0.46
4:E:136:PHE:O	4:E:138:TRP:CZ2	2.68	0.46
3:F:277:TYR:O	3:F:280:PHE:CG	2.69	0.46

Continued on next page...

Continued from previous page...

Atom-1	Atom-2	Interatomic distance (Å)	Clash overlap (Å)
3:F:397:GLU:HA	3:F:400:LYS:HG3	1.96	0.46
1:G:7:LEU:CD1	1:G:69:PRO:HD2	2.46	0.46
1:G:11:LEU:CD2	1:G:11:LEU:H	2.27	0.46
1:G:68:ASP:O	1:G:72:TYR:HD2	1.98	0.46
2:H:3:GLU:O	2:H:3:GLU:CG	2.59	0.46
2:H:28:ASN:HB2	2:H:29:GLU:H	1.52	0.46
2:H:30:VAL:HG11	2:H:159:SER:HB3	1.93	0.46
2:H:137:PHE:CD1	2:H:137:PHE:C	2.89	0.46
2:H:427:ASN:O	2:H:431:LYS:HG3	2.15	0.46
3:I:408:HIS:O	3:I:412:CYS:CB	2.63	0.46
4:J:19:LYS:CG	4:J:20:PRO:HD2	2.45	0.46
4:J:22:LYS:CG	4:J:23:THR:N	2.78	0.46
4:J:61:ASP:OD1	4:J:63:ARG:HB3	2.15	0.46
4:J:219:LEU:CB	4:J:222:ILE:HB	2.45	0.46
3:K:92:LEU:N	3:K:92:LEU:CD2	2.79	0.46
3:K:137:PHE:CD2	3:K:435:GLN:NE2	2.82	0.46
3:K:145:LYS:HZ3	3:K:202:THR:HG21	1.81	0.46
1:L:68:ASP:O	1:L:72:TYR:HD2	1.98	0.46
1:L:184:GLY:C	1:L:186:TRP:H	2.17	0.46
1:L:466:ASN:C	1:L:468:PHE:H	2.18	0.46
2:M:17:TYR:CD1	2:M:18:ASN:N	2.83	0.46
2:M:162:LEU:CB	2:M:199:LYS:HB3	2.36	0.46
2:M:262:CYS:SG	3:N:251:LEU:HD11	2.56	0.46
3:N:45:GLU:OE2	3:N:135:PHE:CD2	2.68	0.46
3:N:137:PHE:CB	3:N:435:GLN:HG3	2.41	0.46
3:N:145:LYS:NZ	3:N:200:ASP:OD2	2.43	0.46
3:N:167:LEU:HG	3:N:178:MET:CB	2.38	0.46
3:N:170:PHE:CD1	3:N:170:PHE:C	2.89	0.46
3:N:404:MET:O	3:N:407:ASP:OD1	2.33	0.46
4:O:22:LYS:HE2	4:O:26:HIS:HB3	1.97	0.46
4:O:44:GLU:HG3	4:O:129:ILE:HD12	1.96	0.46
4:O:86:LEU:HD13	4:O:103:TYR:OH	2.16	0.46
4:O:239:VAL:HA	4:O:242:LEU:CD2	2.45	0.46
3:P:141:ASN:OD1	3:P:141:ASN:N	2.48	0.46
3:P:171:MET:HG2	3:P:173:SER:H	1.79	0.46
3:P:208:GLN:OE1	3:P:435:GLN:CG	2.64	0.46
1:Q:9:SER:C	1:Q:13:GLU:HG3	2.35	0.46
1:Q:38:THR:O	1:Q:179:ALA:HB1	2.15	0.46
1:Q:92:LEU:CD1	1:Q:95:ASN:HB2	2.40	0.46
1:Q:187:SER:O	1:Q:214:GLN:O	2.32	0.46
1:Q:233:ILE:O	1:Q:237:LEU:CB	2.60	0.46

Continued on next page...

Continued from previous page...

Atom-1	Atom-2	Interatomic distance (Å)	Clash overlap (Å)
1:Q:435:ALA:O	1:Q:439:PHE:CB	2.59	0.46
2:R:94:LEU:HD23	2:R:94:LEU:N	2.31	0.46
2:R:452:THR:CG2	2:R:453:ILE:N	2.76	0.46
3:S:219:ILE:HD12	3:S:219:ILE:C	2.35	0.46
3:S:299:HIS:O	3:S:306:HIS:O	2.33	0.46
3:S:432:GLU:HG2	3:S:435:GLN:HE22	1.70	0.46
4:T:17:ARG:CD	4:T:17:ARG:H	2.27	0.46
4:T:162:GLU:OE1	4:T:191:LYS:HG3	2.15	0.46
4:T:219:LEU:HD23	4:T:221:TYR:CE2	2.51	0.46
4:T:261:GLN:HG3	4:T:262:THR:N	2.29	0.46
3:U:171:MET:HG2	3:U:173:SER:H	1.79	0.46
3:U:212:LEU:O	3:U:215:VAL:HG23	2.15	0.46
3:U:265:PRO:C	3:U:268:SER:HB3	2.36	0.46
3:U:284:PHE:CD1	3:U:284:PHE:N	2.82	0.46
1:V:9:SER:C	1:V:13:GLU:HG3	2.35	0.46
1:V:88:PRO:C	1:V:90:ILE:N	2.68	0.46
1:V:143:THR:CG2	1:V:145:VAL:HG22	2.45	0.46
1:V:415:LEU:C	1:V:415:LEU:CD1	2.82	0.46
1:V:448:SER:HB3	1:V:452:PHE:CZ	2.49	0.46
2:W:4:GLU:HG3	2:W:5:GLU:N	2.31	0.46
2:W:7:LEU:CD1	2:W:70:ASN:HD22	2.26	0.46
2:W:22:ARG:NE	2:W:153:TYR:CE2	2.84	0.46
2:W:50:GLU:HA	2:W:132:ILE:CD1	2.43	0.46
2:W:63:TYR:CD1	2:W:116:GLY:HA3	2.50	0.46
2:W:192:ILE:CD1	2:W:221:ILE:HG21	2.45	0.46
2:W:299:VAL:C	2:W:303:VAL:HG23	2.31	0.46
3:X:17:LYS:HG2	3:X:84:ASP:C	2.34	0.46
3:X:137:PHE:CB	3:X:435:GLN:HG3	2.41	0.46
3:X:299:HIS:O	3:X:306:HIS:O	2.33	0.46
4:Y:55:ILE:HG23	4:Y:119:PRO:HD2	1.96	0.46
4:Y:195:ASN:O	4:Y:204:ASP:OD1	2.34	0.46
4:Y:310:THR:CB	4:Y:313:THR:HG22	2.45	0.46
1:0:21:PRO:HB2	1:0:29:VAL:HG11	1.96	0.46
1:0:68:ASP:O	1:0:72:TYR:HD2	1.98	0.46
1:0:92:LEU:CD1	1:0:95:ASN:HB2	2.40	0.46
1:0:253:ILE:CD1	1:0:302:LEU:HD11	2.45	0.46
2:1:22:ARG:NE	2:1:153:TYR:CE2	2.84	0.46
2:1:58:MET:O	2:1:58:MET:CG	2.57	0.46
2:1:204:ASP:H	2:1:207:PRO:CG	2.27	0.46
2:1:437:ASN:O	2:1:441:GLU:HG3	2.16	0.46
2:1:481:PRO:HA	2:1:484:LYS:NZ	2.31	0.46

Continued on next page...

Continued from previous page...

Atom-1	Atom-2	Interatomic distance (Å)	Clash overlap (Å)
3:2:3:HIS:HB3	3:2:7:LEU:CD2	2.44	0.46
3:2:231:LEU:HD22	3:2:235:LEU:HD21	1.97	0.46
4:3:10:LEU:HD13	4:3:64:LEU:HD21	1.95	0.46
4:3:74:ILE:HD13	4:3:74:ILE:H	1.81	0.46
4:3:451:PHE:HA	4:3:454:ALA:HB3	1.98	0.46
3:A:129:GLU:CD	3:A:140:GLN:HG2	2.36	0.46
3:A:244:THR:O	3:A:247:ILE:CB	2.63	0.46
3:A:255:VAL:HG23	4:E:264:PHE:CD1	2.51	0.46
3:A:277:TYR:O	3:A:280:PHE:CG	2.69	0.46
1:B:118:TRP:C	1:B:119:HIS:HD2	2.18	0.46
1:B:136:PRO:CG	1:B:280:ILE:HD11	2.46	0.46
1:B:181:THR:HG23	1:B:184:GLY:H	1.78	0.46
1:B:284:LEU:O	1:B:288:MET:HB2	2.15	0.46
2:C:54:THR:OG1	2:C:126:PHE:CE1	2.65	0.46
2:C:293:MET:O	2:C:297:SER:N	2.41	0.46
3:D:53:ASN:CB	3:D:123:ILE:HG12	2.35	0.46
3:D:80:LEU:HD22	3:D:110:LEU:CD2	2.44	0.46
3:D:235:LEU:CD2	4:E:308:LEU:CG	2.93	0.46
3:D:408:HIS:O	3:D:412:CYS:CB	2.63	0.46
4:E:195:ASN:O	4:E:204:ASP:OD1	2.34	0.46
4:E:272:VAL:O	4:E:275:THR:HB	2.15	0.46
4:E:472:ASN:O	4:E:472:ASN:ND2	2.48	0.46
3:F:51:GLU:HA	3:F:124:PHE:O	2.15	0.46
3:F:155:LYS:HA	3:F:155:LYS:HD3	1.66	0.46
3:F:244:THR:O	3:F:247:ILE:CB	2.63	0.46
3:F:289:ILE:O	3:F:292:THR:OG1	2.34	0.46
1:G:90:ILE:HA	1:G:147:LYS:C	2.35	0.46
2:H:30:VAL:CG1	2:H:159:SER:CB	2.88	0.46
2:H:50:GLU:HA	2:H:132:ILE:CD1	2.43	0.46
2:H:162:LEU:CB	2:H:199:LYS:HB3	2.36	0.46
2:H:262:CYS:SG	3:I:251:LEU:HD11	2.56	0.46
2:H:437:ASN:O	2:H:441:GLU:HG3	2.16	0.46
3:I:420:ILE:HA	3:I:423:VAL:HB	1.96	0.46
4:J:239:VAL:HA	4:J:242:LEU:CD2	2.45	0.46
4:J:272:VAL:O	4:J:275:THR:HB	2.15	0.46
3:K:27:HIS:C	3:K:28:PHE:CG	2.87	0.46
3:K:45:GLU:OE1	3:K:209:ARG:HD3	2.15	0.46
3:K:62:ASP:HB3	3:K:65:LEU:HD12	1.97	0.46
3:K:66:ARG:O	3:K:67:TRP:CE3	2.69	0.46
3:K:80:LEU:HD12	3:K:80:LEU:C	2.35	0.46
3:K:255:VAL:HG23	4:O:264:PHE:CD1	2.51	0.46

Continued on next page...

Continued from previous page...

Atom-1	Atom-2	Interatomic distance (Å)	Clash overlap (Å)
1:L:16:ASN:OD1	1:L:18:LYS:CD	2.63	0.46
1:L:133:MET:N	1:L:279:ILE:HG23	2.30	0.46
1:L:235:ALA:C	1:L:239:PHE:CD2	2.89	0.46
1:L:441:TYR:O	1:L:444:ILE:HG22	2.16	0.46
2:M:114:PRO:HG2	2:M:115:ASN:H	1.80	0.46
2:M:449:VAL:HG12	2:M:452:THR:HB	1.97	0.46
4:O:240:TYR:C	4:O:450:CYS:SG	2.93	0.46
3:P:72:TYR:C	3:P:72:TYR:HD1	2.18	0.46
3:P:301:ARG:HH22	3:P:406:ILE:HD11	1.80	0.46
1:Q:46:LYS:CD	1:Q:275:LEU:O	2.64	0.46
2:R:38:THR:HG1	2:R:178:ILE:HD13	1.80	0.46
2:R:63:TYR:CD1	2:R:116:GLY:HA3	2.50	0.46
2:R:299:VAL:C	2:R:303:VAL:HG23	2.31	0.46
2:R:437:ASN:O	2:R:441:GLU:HG3	2.16	0.46
3:S:37:LEU:O	3:S:169:THR:HB	2.14	0.46
3:S:44:ASP:OD1	3:S:46:VAL:HG23	2.14	0.46
3:S:305:THR:OG1	3:S:401:TYR:HB3	2.15	0.46
4:T:136:PHE:O	4:T:138:TRP:CZ2	2.68	0.46
4:T:272:VAL:O	4:T:275:THR:HB	2.15	0.46
4:T:310:THR:CB	4:T:313:THR:HG22	2.45	0.46
3:U:27:HIS:C	3:U:28:PHE:CG	2.87	0.46
3:U:46:VAL:HA	3:U:272:PRO:HD3	1.97	0.46
3:U:47:ASN:O	3:U:48:GLN:HG2	2.14	0.46
1:V:146:PHE:O	1:V:147:LYS:HB2	2.15	0.46
1:V:298:SER:C	1:V:301:VAL:HG22	2.35	0.46
2:W:114:PRO:HG2	2:W:115:ASN:H	1.80	0.46
2:W:245:LEU:C	2:W:249:LEU:HD13	2.30	0.46
2:W:292:LEU:HD23	2:W:295:ILE:HD12	1.98	0.46
4:Y:17:ARG:H	4:Y:17:ARG:CD	2.27	0.46
3:Z:60:TRP:NE1	3:Z:116:ILE:HD12	2.28	0.46
3:Z:92:LEU:N	3:Z:92:LEU:CD2	2.79	0.46
3:Z:187:TRP:NE1	3:Z:196:THR:HG22	2.28	0.46
3:Z:277:TYR:O	3:Z:280:PHE:CG	2.69	0.46
1:0:100:PHE:HD2	1:0:103:THR:HB	1.78	0.46
1:0:118:TRP:C	1:0:119:HIS:HD2	2.18	0.46
1:0:232:SER:HA	1:0:235:ALA:CB	2.42	0.46
1:0:298:SER:C	1:0:301:VAL:HG22	2.35	0.46
2:1:279:PRO:HG2	2:1:280:GLU:N	2.30	0.46
2:1:449:VAL:CG1	2:1:452:THR:HG21	2.42	0.46
2:1:455:ARG:O	2:1:459:PHE:CD1	2.62	0.46
3:2:80:LEU:HD22	3:2:110:LEU:CD2	2.44	0.46

Continued on next page...

Continued from previous page...

Atom-1	Atom-2	Interatomic distance (Å)	Clash overlap (Å)
3:2:239:SER:HB2	3:2:242:LYS:CE	2.37	0.46
3:2:305:THR:OG1	3:2:401:TYR:HB3	2.15	0.46
4:3:262:THR:HG23	4:3:265:LEU:HD12	1.97	0.46
4:3:472:ASN:O	4:3:472:ASN:ND2	2.48	0.46
3:A:72:TYR:C	3:A:72:TYR:HD1	2.18	0.46
3:A:134:HIS:CD2	3:A:207:MET:HE3	2.49	0.46
3:A:256:PHE:HE1	1:B:261:VAL:HG23	1.72	0.46
1:B:146:PHE:O	1:B:147:LYS:HB2	2.15	0.46
2:C:245:LEU:C	2:C:249:LEU:HD13	2.30	0.46
2:C:309:VAL:O	2:C:313:HIS:N	2.47	0.46
3:D:92:LEU:HB2	3:D:96:ALA:CA	2.46	0.46
3:D:305:THR:OG1	3:D:401:TYR:HB3	2.15	0.46
4:E:99:PHE:CZ	4:E:123:TYR:HE2	2.34	0.46
4:E:103:TYR:CD2	4:E:104:TYR:N	2.83	0.46
4:E:219:LEU:HD23	4:E:221:TYR:CE2	2.51	0.46
3:F:45:GLU:OE1	3:F:209:ARG:HD3	2.15	0.46
3:F:131:ILE:HG13	3:F:133:THR:HB	1.97	0.46
3:F:139:GLN:HB2	3:F:207:MET:C	2.36	0.46
3:F:267:THR:O	3:F:271:VAL:HG22	2.14	0.46
1:G:181:THR:CG2	1:G:181:THR:O	2.63	0.46
1:G:247:GLU:O	1:G:249:MET:HG3	2.15	0.46
1:G:409:LYS:HD3	2:H:426:THR:CB	2.44	0.46
2:H:22:ARG:NE	2:H:153:TYR:CE2	2.84	0.46
2:H:137:PHE:CE1	2:H:288:ILE:CG2	2.99	0.46
3:I:92:LEU:HB2	3:I:96:ALA:CA	2.46	0.46
3:I:221:PRO:O	3:I:225:PHE:HB3	2.15	0.46
4:J:10:LEU:HD13	4:J:64:LEU:HD21	1.95	0.46
4:J:20:PRO:HB3	4:J:61:ASP:OD2	2.15	0.46
4:J:270:GLN:O	4:J:273:PRO:HD2	2.15	0.46
3:K:130:ILE:O	3:K:134:HIS:CB	2.64	0.46
3:K:186:HIS:HE1	3:K:187:TRP:O	1.96	0.46
3:K:207:MET:O	3:K:207:MET:CE	2.63	0.46
3:K:300:HIS:O	3:K:302:SER:N	2.46	0.46
1:L:4:GLU:OE2	1:L:70:ALA:HB3	2.14	0.46
1:L:46:LYS:CD	1:L:275:LEU:O	2.64	0.46
1:L:55:PHE:HA	1:L:121:SER:HA	1.96	0.46
1:L:60:TRP:CG	1:L:61:THR:N	2.83	0.46
1:L:86:TRP:HD1	1:L:151:TYR:CZ	2.33	0.46
2:M:37:LEU:HD11	2:M:148:PHE:CG	2.50	0.46
2:M:54:THR:O	2:M:126:PHE:CE2	2.68	0.46
2:M:238:LEU:HA	2:M:241:PHE:CD2	2.50	0.46

Continued on next page...

Continued from previous page...

Atom-1	Atom-2	Interatomic distance (Å)	Clash overlap (Å)
4:O:219:LEU:HD23	4:O:221:TYR:CE2	2.51	0.46
3:P:45:GLU:OE1	3:P:209:ARG:HD3	2.15	0.46
3:P:155:LYS:HA	3:P:155:LYS:HD3	1.66	0.46
1:Q:9:SER:HA	1:Q:12:PHE:HD1	1.71	0.46
1:Q:9:SER:CA	1:Q:12:PHE:CD1	2.89	0.46
1:Q:136:PRO:HG2	1:Q:139:TRP:N	2.30	0.46
1:Q:146:PHE:O	1:Q:147:LYS:HB2	2.15	0.46
1:Q:235:ALA:C	1:Q:239:PHE:CD2	2.89	0.46
1:Q:409:LYS:HD3	2:R:426:THR:CB	2.44	0.46
2:R:219:LEU:HG	2:R:221:ILE:HG23	1.98	0.46
2:R:449:VAL:CG1	2:R:452:THR:HG21	2.42	0.46
3:S:302:SER:HB3	3:S:400:LYS:CG	2.45	0.46
4:T:195:ASN:O	4:T:204:ASP:OD1	2.34	0.46
4:T:219:LEU:CB	4:T:222:ILE:HB	2.45	0.46
4:T:237:VAL:HA	4:T:240:TYR:HB2	1.97	0.46
4:T:472:ASN:O	4:T:472:ASN:ND2	2.48	0.46
4:T:472:ASN:ND2	4:T:476:GLU:HG3	2.31	0.46
3:U:130:ILE:O	3:U:134:HIS:CB	2.63	0.46
3:U:229:THR:O	3:U:233:PHE:CE1	2.67	0.46
3:U:304:SER:H	3:U:400:LYS:CD	2.20	0.46
1:V:16:ASN:OD1	1:V:18:LYS:CD	2.63	0.46
1:V:21:PRO:HB2	1:V:29:VAL:HG11	1.96	0.46
1:V:86:TRP:HD1	1:V:151:TYR:CZ	2.33	0.46
1:V:439:PHE:O	1:V:442:ILE:CG2	2.63	0.46
2:W:293:MET:O	2:W:297:SER:N	2.41	0.46
2:W:437:ASN:O	2:W:441:GLU:HG3	2.16	0.46
3:X:303:PRO:CB	3:X:400:LYS:HZ2	2.27	0.46
4:Y:88:ASP:O	4:Y:88:ASP:CG	2.52	0.46
4:Y:103:TYR:CD2	4:Y:104:TYR:N	2.83	0.46
4:Y:162:GLU:OE1	4:Y:191:LYS:HG3	2.15	0.46
4:Y:270:GLN:O	4:Y:273:PRO:HD2	2.15	0.46
4:Y:272:VAL:O	4:Y:275:THR:HB	2.15	0.46
3:Z:62:ASP:HB3	3:Z:65:LEU:HD12	1.97	0.46
3:Z:129:GLU:CD	3:Z:140:GLN:HG2	2.36	0.46
3:Z:171:MET:HG2	3:Z:173:SER:N	2.31	0.46
3:Z:304:SER:H	3:Z:400:LYS:CD	2.20	0.46
1:0:4:GLU:OE2	1:0:70:ALA:HB3	2.14	0.46
2:1:37:LEU:O	2:1:178:ILE:CD1	2.63	0.46
2:1:94:LEU:N	2:1:94:LEU:HD23	2.31	0.46
2:1:289:GLY:CA	2:1:293:MET:HE1	2.45	0.46
3:2:17:LYS:HG2	3:2:84:ASP:C	2.34	0.46

Continued on next page...

Continued from previous page...

Atom-1	Atom-2	Interatomic distance (Å)	Clash overlap (Å)
3:2:76:LYS:HE2	3:2:76:LYS:HB3	1.58	0.46
3:2:94:ASN:O	3:2:127:TYR:O	2.34	0.46
3:2:254:THR:OG1	3:2:258:LEU:CD1	2.63	0.46
4:3:219:LEU:CB	4:3:222:ILE:HB	2.45	0.46
4:3:264:PHE:CD1	3:Z:255:VAL:HG23	2.51	0.46
4:3:271:LYS:N	4:3:273:PRO:HD2	2.31	0.46
3:A:137:PHE:CD2	3:A:435:GLN:NE2	2.82	0.46
3:A:249:VAL:CG1	3:A:253:LEU:HD23	2.44	0.46
3:A:265:PRO:C	3:A:268:SER:HB3	2.36	0.46
3:A:387:LYS:O	3:A:390:GLU:HG3	2.16	0.46
1:B:7:LEU:CD1	1:B:69:PRO:HD2	2.46	0.46
1:B:16:ASN:OD1	1:B:18:LYS:CD	2.63	0.46
1:B:235:ALA:C	1:B:239:PHE:CD2	2.89	0.46
2:C:83:ARG:CB	2:C:84:PRO:HD2	2.33	0.46
2:C:113:ARG:HD2	2:C:117:TYR:HB2	1.91	0.46
2:C:125:ILE:O	2:C:125:ILE:HG22	2.16	0.46
2:C:233:ILE:C	2:C:235:PRO:HD2	2.36	0.46
2:C:481:PRO:HA	2:C:484:LYS:NZ	2.31	0.46
3:D:137:PHE:CB	3:D:435:GLN:HG3	2.41	0.46
3:D:166:ASP:OD2	3:D:205:PHE:CD2	2.69	0.46
3:D:287:SER:HA	3:D:290:ILE:HD11	1.93	0.46
4:E:103:TYR:HD2	4:E:104:TYR:CD1	2.32	0.46
4:E:270:GLN:O	4:E:273:PRO:HD2	2.15	0.46
3:F:3:HIS:O	3:F:7:LEU:N	2.38	0.46
3:F:62:ASP:HB3	3:F:65:LEU:HD12	1.97	0.46
3:F:92:LEU:N	3:F:92:LEU:CD2	2.79	0.46
3:F:108:LEU:CD2	3:F:118:TRP:CD1	2.98	0.46
3:F:130:ILE:HD13	3:F:130:ILE:N	2.29	0.46
3:F:171:MET:HG2	3:F:173:SER:N	2.30	0.46
1:G:38:THR:O	1:G:179:ALA:HB1	2.15	0.46
1:G:46:LYS:CD	1:G:275:LEU:O	2.64	0.46
1:G:177:GLN:HA	1:G:180:PHE:CB	2.46	0.46
1:G:180:PHE:CE1	1:G:181:THR:O	2.68	0.46
1:G:232:SER:HA	1:G:235:ALA:CB	2.42	0.46
1:G:253:ILE:CD1	1:G:302:LEU:HD11	2.45	0.46
2:H:132:ILE:C	2:H:136:TYR:HB2	2.34	0.46
2:H:141:TRP:CH2	2:H:223:ARG:CB	2.98	0.46
2:H:216:THR:O	2:H:217:PHE:CD1	2.59	0.46
2:H:219:LEU:HG	2:H:221:ILE:HG23	1.98	0.46
2:H:447:ASN:O	2:H:448:LEU:C	2.54	0.46
3:I:94:ASN:O	3:I:127:TYR:O	2.34	0.46

Continued on next page...

Continued from previous page...

Atom-1	Atom-2	Interatomic distance (Å)	Clash overlap (Å)
4:J:59:TRP:N	4:J:59:TRP:HE3	2.12	0.46
4:J:162:GLU:HB3	4:J:191:LYS:HD3	1.96	0.46
3:K:132:VAL:O	3:K:274:ILE:CA	2.63	0.46
3:K:155:LYS:HA	3:K:155:LYS:HD3	1.66	0.46
3:K:387:LYS:O	3:K:390:GLU:HG3	2.16	0.46
1:L:7:LEU:CD1	1:L:69:PRO:HD2	2.46	0.46
1:L:72:TYR:CD1	1:L:112:HIS:HB2	2.45	0.46
1:L:88:PRO:C	1:L:90:ILE:N	2.68	0.46
1:L:90:ILE:HA	1:L:147:LYS:C	2.35	0.46
2:M:141:TRP:CH2	2:M:223:ARG:CB	2.98	0.46
2:M:204:ASP:H	2:M:207:PRO:CG	2.27	0.46
2:M:233:ILE:C	2:M:235:PRO:HD2	2.36	0.46
2:M:449:VAL:CG1	2:M:452:THR:HG21	2.42	0.46
2:M:455:ARG:H	2:M:455:ARG:CD	2.23	0.46
3:N:3:HIS:O	3:N:7:LEU:N	2.45	0.46
3:N:53:ASN:CB	3:N:123:ILE:HG12	2.35	0.46
3:N:280:PHE:O	3:N:284:PHE:CG	2.68	0.46
3:N:302:SER:HB3	3:N:400:LYS:CG	2.45	0.46
3:N:408:HIS:O	3:N:412:CYS:CB	2.63	0.46
4:O:136:PHE:O	4:O:138:TRP:CZ2	2.68	0.46
4:O:272:VAL:O	4:O:275:THR:HB	2.15	0.46
3:P:51:GLU:HA	3:P:124:PHE:O	2.15	0.46
3:P:147:GLY:HA2	3:P:158:ILE:HD13	1.98	0.46
3:P:212:LEU:O	3:P:215:VAL:HG23	2.15	0.46
3:P:281:THR:HG23	3:P:282:MET:N	2.30	0.46
3:P:387:LYS:O	3:P:390:GLU:HG3	2.16	0.46
3:P:407:ASP:O	3:P:410:LEU:HB3	2.16	0.46
1:Q:108:VAL:CG1	1:Q:118:TRP:HB2	2.40	0.46
1:Q:130:ILE:CB	1:Q:134:TYR:CE2	2.99	0.46
1:Q:218:LEU:HD13	1:Q:221:ILE:CD1	2.43	0.46
1:Q:271:PRO:O	1:Q:275:LEU:CD2	2.63	0.46
2:R:90:PRO:HD2	2:R:120:TRP:HE3	1.78	0.46
2:R:125:ILE:O	2:R:125:ILE:HG22	2.16	0.46
2:R:292:LEU:HD23	2:R:295:ILE:HD12	1.98	0.46
2:R:436:LYS:O	2:R:439:TYR:HB2	2.16	0.46
2:R:449:VAL:HG12	2:R:452:THR:HB	1.97	0.46
3:S:244:THR:HG23	3:S:245:LEU:H	1.76	0.46
4:T:10:LEU:HD13	4:T:64:LEU:HD21	1.95	0.46
4:T:86:LEU:HD13	4:T:103:TYR:OH	2.16	0.46
3:U:134:HIS:O	3:U:136:PRO:HD2	2.09	0.46
3:U:175:GLU:O	3:U:209:ARG:HG3	2.14	0.46

Continued on next page...

Continued from previous page...

Atom-1	Atom-2	Interatomic distance (Å)	Clash overlap (Å)
3:U:187:TRP:NE1	3:U:196:THR:HG22	2.28	0.46
3:U:407:ASP:O	3:U:410:LEU:HB3	2.16	0.46
1:V:28:LYS:CB	1:V:156:VAL:N	2.76	0.46
1:V:196:ASN:C	1:V:197:TRP:CG	2.89	0.46
1:V:226:VAL:HB	1:V:230:LEU:CG	2.45	0.46
2:W:233:ILE:C	2:W:235:PRO:HD2	2.36	0.46
2:W:449:VAL:HG12	2:W:452:THR:HB	1.97	0.46
4:Y:86:LEU:HD13	4:Y:103:TYR:OH	2.16	0.46
4:Y:89:VAL:CG2	4:Y:99:PHE:CZ	2.95	0.46
4:Y:155:VAL:CG1	4:Y:205:PHE:HE1	2.28	0.46
4:Y:219:LEU:HD23	4:Y:221:TYR:CE2	2.51	0.46
4:Y:239:VAL:HA	4:Y:242:LEU:CD2	2.45	0.46
4:Y:241:PHE:CG	4:Y:450:CYS:SG	3.09	0.46
4:Y:250:LYS:HA	4:Y:253:LEU:CB	2.31	0.46
4:Y:434:SER:HA	4:Y:437:GLU:HG2	1.96	0.46
4:Y:472:ASN:O	4:Y:472:ASN:ND2	2.49	0.46
4:Y:472:ASN:ND2	4:Y:476:GLU:HG3	2.31	0.46
3:Z:132:VAL:O	3:Z:274:ILE:CA	2.63	0.46
3:Z:136:PRO:CG	3:Z:274:ILE:HG23	2.39	0.46
3:Z:301:ARG:HH22	3:Z:406:ILE:HD11	1.80	0.46
1:O:203:SER:O	1:O:205:GLU:HG2	2.16	0.46
1:O:311:THR:HG22	1:O:312:HIS:N	2.31	0.46
2:1:54:THR:OG1	2:1:126:PHE:CE1	2.65	0.46
2:1:58:MET:CE	2:1:105:ALA:O	2.64	0.46
2:1:125:ILE:O	2:1:125:ILE:HG22	2.16	0.46
2:1:427:ASN:O	2:1:431:LYS:HG3	2.15	0.46
2:1:476:GLY:O	2:1:480:ARG:CG	2.62	0.46
3:2:92:LEU:HB2	3:2:96:ALA:CA	2.46	0.46
3:2:135:PHE:O	3:2:210:ILE:CG1	2.63	0.46
4:3:19:LYS:CG	4:3:20:PRO:HD2	2.45	0.46
4:3:313:THR:C	4:3:314:HIS:ND1	2.69	0.46
3:A:46:VAL:HA	3:A:272:PRO:HD3	1.97	0.46
3:A:221:PRO:CA	3:A:224:LEU:HD23	2.45	0.46
3:A:263:LEU:N	3:A:263:LEU:HD23	2.31	0.46
1:B:46:LYS:CD	1:B:275:LEU:O	2.64	0.46
1:B:130:ILE:CB	1:B:134:TYR:CE2	2.99	0.46
1:B:136:PRO:O	1:B:139:TRP:N	2.43	0.46
1:B:184:GLY:C	1:B:186:TRP:H	2.17	0.46
1:B:220:TYR:CB	1:B:223:TYR:CE2	2.97	0.46
2:C:22:ARG:NE	2:C:153:TYR:CE2	2.84	0.46
2:C:37:LEU:O	2:C:178:ILE:CD1	2.63	0.46

Continued on next page...

Continued from previous page...

Atom-1	Atom-2	Interatomic distance (Å)	Clash overlap (Å)
2:C:58:MET:CE	2:C:105:ALA:O	2.64	0.46
2:C:273:LEU:CD2	2:C:276:GLN:HB2	2.44	0.46
2:C:436:LYS:O	2:C:439:TYR:HB2	2.16	0.46
3:D:135:PHE:O	3:D:210:ILE:CG1	2.63	0.46
3:D:254:THR:OG1	3:D:258:LEU:CD1	2.63	0.46
3:D:280:PHE:O	3:D:284:PHE:CG	2.68	0.46
3:D:426:PHE:CE1	3:D:430:LEU:CD1	2.99	0.46
4:E:56:GLU:HB2	4:E:118:LEU:HD11	1.98	0.46
4:E:273:PRO:CG	4:E:274:GLU:H	2.24	0.46
4:E:453:ILE:HD12	4:E:454:ALA:CA	2.46	0.46
3:F:28:PHE:CD1	3:F:154:THR:HA	2.50	0.46
3:F:219:ILE:O	3:F:219:ILE:CG2	2.64	0.46
3:F:251:LEU:CD1	4:J:260:ALA:CB	2.86	0.46
3:F:265:PRO:C	3:F:268:SER:HB3	2.36	0.46
1:G:181:THR:HG23	1:G:184:GLY:H	1.78	0.46
1:G:196:ASN:C	1:G:197:TRP:CG	2.89	0.46
1:G:234:LEU:CA	1:G:237:LEU:HB2	2.46	0.46
1:G:235:ALA:C	1:G:239:PHE:CD2	2.89	0.46
1:G:409:LYS:NZ	2:H:423:ILE:HG22	2.31	0.46
1:G:441:TYR:O	1:G:444:ILE:HG22	2.16	0.46
2:H:7:LEU:HD12	2:H:70:ASN:HB2	1.98	0.46
2:H:230:ILE:HG12	2:H:231:ASN:H	1.81	0.46
2:H:436:LYS:O	2:H:439:TYR:HB2	2.16	0.46
2:H:449:VAL:HG12	2:H:452:THR:HB	1.97	0.46
3:I:417:ILE:HA	3:I:420:ILE:HG12	1.96	0.46
4:J:10:LEU:HD22	4:J:64:LEU:HD21	1.97	0.46
3:K:139:GLN:HB2	3:K:207:MET:C	2.36	0.46
3:K:170:PHE:CE1	3:K:176:TRP:NE1	2.82	0.46
3:K:304:SER:CB	3:K:397:GLU:HG2	2.29	0.46
3:K:420:ILE:O	3:K:424:SER:N	2.41	0.46
1:L:136:PRO:HB3	1:L:280:ILE:CD1	2.42	0.46
1:L:137:PHE:HB2	1:L:464:PRO:HG2	1.97	0.46
1:L:187:SER:O	1:L:214:GLN:O	2.32	0.46
1:L:311:THR:HG22	1:L:312:HIS:N	2.30	0.46
1:L:439:PHE:O	1:L:442:ILE:CG2	2.64	0.46
2:M:22:ARG:NE	2:M:153:TYR:CE2	2.84	0.46
2:M:58:MET:CE	2:M:105:ALA:O	2.64	0.46
2:M:436:LYS:O	2:M:439:TYR:HB2	2.16	0.46
2:M:452:THR:CG2	2:M:453:ILE:N	2.76	0.46
3:N:45:GLU:CG	3:N:272:PRO:CG	2.57	0.46
3:N:166:ASP:OD2	3:N:205:PHE:CD2	2.69	0.46

Continued on next page...

Continued from previous page...

Atom-1	Atom-2	Interatomic distance (Å)	Clash overlap (Å)
3:N:235:LEU:CD2	4:O:308:LEU:CG	2.93	0.46
4:O:313:THR:C	4:O:314:HIS:ND1	2.69	0.46
3:P:62:ASP:HB3	3:P:65:LEU:HD12	1.97	0.46
3:P:92:LEU:N	3:P:92:LEU:CD2	2.79	0.46
3:P:130:ILE:CG1	3:P:131:ILE:N	2.79	0.46
3:P:255:VAL:CG2	3:P:258:LEU:HD12	2.45	0.46
3:P:431:ILE:O	3:P:431:ILE:CG2	2.63	0.46
1:Q:441:TYR:O	1:Q:444:ILE:HG22	2.16	0.46
2:R:4:GLU:HG3	2:R:5:GLU:N	2.31	0.46
2:R:230:ILE:HG12	2:R:231:ASN:H	1.81	0.46
2:R:279:PRO:HG2	2:R:280:GLU:N	2.30	0.46
3:S:38:ILE:C	3:S:169:THR:CG2	2.84	0.46
3:S:217:ASN:O	3:S:221:PRO:CD	2.63	0.46
4:T:61:ASP:OD1	4:T:63:ARG:HB3	2.15	0.46
4:T:241:PHE:CG	4:T:450:CYS:SG	3.09	0.46
4:T:453:ILE:HD12	4:T:454:ALA:CA	2.46	0.46
3:U:130:ILE:CG1	3:U:131:ILE:N	2.79	0.46
3:U:277:TYR:O	3:U:280:PHE:CG	2.69	0.46
1:V:247:GLU:O	1:V:249:MET:HG3	2.15	0.46
1:V:261:VAL:CG1	1:V:262:PHE:HD1	2.19	0.46
1:V:444:ILE:CG2	1:V:445:THR:N	2.75	0.46
2:W:42:LEU:O	2:W:185:THR:HB	2.16	0.46
2:W:82:LEU:O	2:W:87:ILE:HG13	2.16	0.46
2:W:137:PHE:CD1	2:W:137:PHE:C	2.89	0.46
2:W:447:ASN:O	2:W:448:LEU:C	2.54	0.46
3:X:48:GLN:HB2	3:X:130:ILE:HG23	1.98	0.46
3:X:145:LYS:C	3:X:146:LEU:CD1	2.66	0.46
3:X:221:PRO:O	3:X:225:PHE:HB3	2.15	0.46
3:X:227:PHE:HE1	3:X:231:LEU:HD21	1.80	0.46
3:X:413:VAL:O	3:X:417:ILE:N	2.45	0.46
3:X:426:PHE:CE1	3:X:430:LEU:CD1	2.99	0.46
4:Y:10:LEU:HD22	4:Y:64:LEU:HD21	1.97	0.46
4:Y:128:PRO:O	4:Y:129:ILE:CG1	2.60	0.46
4:Y:262:THR:HG23	4:Y:265:LEU:HD12	1.96	0.46
4:Y:313:THR:C	4:Y:314:HIS:ND1	2.69	0.46
3:Z:387:LYS:O	3:Z:390:GLU:HG3	2.16	0.46
1:0:38:THR:O	1:0:179:ALA:HB1	2.15	0.46
1:0:46:LYS:CD	1:0:275:LEU:O	2.64	0.46
1:0:47:ASN:HB2	1:0:49:GLU:OE1	2.16	0.46
1:0:143:THR:CG2	1:0:145:VAL:HG22	2.46	0.46
1:0:241:LEU:CD2	1:0:248:LYS:HE2	2.44	0.46

Continued on next page...

Continued from previous page...

Atom-1	Atom-2	Interatomic distance (Å)	Clash overlap (Å)
1:0:409:LYS:NZ	2:1:423:ILE:HG22	2.31	0.46
2:1:22:ARG:HA	2:1:23:PRO:HD2	1.83	0.46
2:1:37:LEU:HD11	2:1:148:PHE:CG	2.50	0.46
2:1:59:ASP:OD1	2:1:121:LEU:HB2	2.16	0.46
2:1:108:CYS:SG	2:1:109:ASN:N	2.89	0.46
2:1:143:ASN:HA	2:1:220:ILE:HA	1.98	0.46
3:2:149:TRP:CD2	3:2:150:THR:N	2.84	0.46
3:2:170:PHE:CD1	3:2:170:PHE:C	2.89	0.46
3:2:257:LEU:C	3:2:260:ILE:H	2.19	0.46
3:2:374:SER:O	3:2:377:GLU:HB3	2.16	0.46
4:3:36:LEU:CD2	4:3:51:THR:CG2	2.85	0.46
4:3:128:PRO:O	4:3:129:ILE:CG1	2.60	0.46
4:3:453:ILE:HD12	4:3:454:ALA:CA	2.46	0.46
3:A:104:HIS:HB2	3:A:105:MET:SD	2.56	0.46
3:A:387:LYS:HG2	3:A:387:LYS:H	1.44	0.46
3:A:426:PHE:HD1	3:A:427:ALA:CA	2.28	0.46
1:B:311:THR:HG22	1:B:312:HIS:N	2.30	0.46
2:C:37:LEU:HD11	2:C:148:PHE:CG	2.50	0.46
2:C:262:CYS:SG	3:D:251:LEU:HD11	2.56	0.46
2:C:447:ASN:O	2:C:448:LEU:C	2.54	0.46
3:D:146:LEU:O	3:D:201:ILE:N	2.39	0.46
3:D:305:THR:OG1	3:D:401:TYR:CD2	2.66	0.46
3:D:374:SER:O	3:D:377:GLU:HB3	2.16	0.46
4:E:22:LYS:CG	4:E:23:THR:N	2.78	0.46
4:E:183:TRP:HA	4:E:216:ARG:HG2	1.95	0.46
3:F:66:ARG:O	3:F:67:TRP:CE3	2.68	0.46
3:F:79:ARG:HH11	3:F:107:LYS:HZ1	1.59	0.46
3:F:130:ILE:O	3:F:134:HIS:CB	2.63	0.46
3:F:291:VAL:CG1	3:F:295:VAL:HG21	2.40	0.46
3:F:426:PHE:HD1	3:F:427:ALA:CA	2.28	0.46
1:G:187:SER:O	1:G:214:GLN:O	2.32	0.46
1:G:406:GLU:HG2	1:G:409:LYS:CD	2.46	0.46
2:H:137:PHE:H	2:H:138:PRO:CD	2.29	0.46
2:H:233:ILE:C	2:H:235:PRO:HD2	2.36	0.46
2:H:249:LEU:N	2:H:249:LEU:CD1	2.79	0.46
2:H:271:LEU:HD23	2:H:271:LEU:C	2.36	0.46
2:H:279:PRO:HG2	2:H:280:GLU:N	2.30	0.46
2:H:471:PHE:CD1	2:H:472:ILE:N	2.84	0.46
3:I:53:ASN:CB	3:I:123:ILE:HG12	2.35	0.46
3:I:92:LEU:HG	3:I:124:PHE:CE1	2.50	0.46
3:I:186:HIS:ND1	3:I:187:TRP:N	2.57	0.46

Continued on next page...

Continued from previous page...

Atom-1	Atom-2	Interatomic distance (Å)	Clash overlap (Å)
3:I:213:TYR:O	3:I:216:VAL:HG23	2.16	0.46
4:J:162:GLU:OE1	4:J:191:LYS:HG3	2.15	0.46
4:J:172:ILE:HG22	4:J:175:GLU:HB3	1.98	0.46
4:J:313:THR:C	4:J:314:HIS:ND1	2.69	0.46
4:J:472:ASN:ND2	4:J:476:GLU:HG3	2.31	0.46
3:K:51:GLU:HA	3:K:124:PHE:O	2.15	0.46
3:K:131:ILE:HG13	3:K:133:THR:HB	1.97	0.46
3:K:187:TRP:HE1	3:K:196:THR:CG2	2.28	0.46
3:K:227:PHE:CZ	1:L:303:ASN:ND2	2.84	0.46
3:K:265:PRO:C	3:K:268:SER:HB3	2.36	0.46
1:L:158:LEU:HD23	1:L:158:LEU:HA	1.52	0.46
1:L:196:ASN:OD1	1:L:196:ASN:C	2.52	0.46
1:L:203:SER:O	1:L:205:GLU:HG2	2.16	0.46
2:M:4:GLU:HG3	2:M:5:GLU:N	2.30	0.46
2:M:137:PHE:CD1	2:M:137:PHE:C	2.89	0.46
2:M:271:LEU:O	2:M:271:LEU:HD23	2.16	0.46
2:M:469:THR:O	2:M:473:PHE:CB	2.58	0.46
3:N:92:LEU:HB2	3:N:96:ALA:CA	2.46	0.46
3:N:94:ASN:O	3:N:127:TYR:O	2.34	0.46
3:N:257:LEU:C	3:N:260:ILE:H	2.19	0.46
4:O:155:VAL:CG1	4:O:205:PHE:HE1	2.28	0.46
4:O:172:ILE:HG22	4:O:175:GLU:HB3	1.98	0.46
4:O:241:PHE:CG	4:O:450:CYS:SG	3.09	0.46
3:P:28:PHE:CD1	3:P:154:THR:HA	2.50	0.46
3:P:80:LEU:HD12	3:P:80:LEU:C	2.35	0.46
3:P:249:VAL:HG13	3:P:253:LEU:CD2	2.42	0.46
1:Q:220:TYR:CB	1:Q:223:TYR:CE2	2.97	0.46
1:Q:226:VAL:HG23	1:Q:227:PRO:CD	2.46	0.46
2:R:103:ASN:HD22	2:R:106:TYR:HE2	1.52	0.46
2:R:137:PHE:CD1	2:R:137:PHE:C	2.89	0.46
2:R:137:PHE:H	2:R:138:PRO:CD	2.29	0.46
2:R:143:ASN:HA	2:R:220:ILE:HA	1.98	0.46
2:R:262:CYS:SG	3:S:251:LEU:HD11	2.56	0.46
2:R:447:ASN:O	2:R:448:LEU:C	2.54	0.46
3:S:48:GLN:HB2	3:S:130:ILE:HG23	1.98	0.46
3:S:92:LEU:HG	3:S:124:PHE:CE1	2.50	0.46
3:S:374:SER:O	3:S:377:GLU:HB3	2.16	0.46
3:S:399:TRP:HA	3:S:399:TRP:HE3	1.79	0.46
4:T:162:GLU:HB3	4:T:191:LYS:HD3	1.96	0.46
4:T:239:VAL:HA	4:T:242:LEU:CD2	2.45	0.46
4:T:270:GLN:HA	4:T:273:PRO:HG3	1.98	0.46

Continued on next page...

Continued from previous page...

Atom-1	Atom-2	Interatomic distance (Å)	Clash overlap (Å)
3:U:139:GLN:HB2	3:U:207:MET:C	2.36	0.46
3:U:170:PHE:CE1	3:U:176:TRP:NE1	2.82	0.46
1:V:233:ILE:O	1:V:237:LEU:CB	2.60	0.46
2:W:137:PHE:CE1	2:W:288:ILE:CG2	2.99	0.46
2:W:143:ASN:HA	2:W:220:ILE:HA	1.98	0.46
2:W:257:MET:CE	2:W:320:HIS:O	2.64	0.46
3:X:80:LEU:HD22	3:X:110:LEU:CD2	2.44	0.46
3:X:92:LEU:HG	3:X:124:PHE:CE1	2.50	0.46
3:X:170:PHE:CD1	3:X:170:PHE:C	2.89	0.46
3:X:268:SER:OG	3:X:273:LEU:HD21	2.15	0.46
4:Y:207:GLU:C	4:Y:208:ILE:HG13	2.31	0.46
3:Z:79:ARG:NH1	3:Z:107:LYS:HZ2	2.10	0.46
3:Z:130:ILE:CG1	3:Z:131:ILE:N	2.79	0.46
3:Z:170:PHE:CE1	3:Z:176:TRP:NE1	2.82	0.46
3:Z:221:PRO:CA	3:Z:224:LEU:HD23	2.45	0.46
3:Z:265:PRO:C	3:Z:268:SER:HB3	2.36	0.46
3:Z:281:THR:HG23	3:Z:282:MET:N	2.30	0.46
1:O:90:ILE:HA	1:O:147:LYS:C	2.36	0.46
1:O:235:ALA:C	1:O:239:PHE:CD2	2.89	0.46
2:1:293:MET:O	2:1:297:SER:N	2.41	0.46
3:2:213:TYR:O	3:2:216:VAL:HG23	2.16	0.46
4:3:56:GLU:HB2	4:3:118:LEU:HD11	1.98	0.46
4:3:237:VAL:HA	4:3:240:TYR:HB2	1.97	0.46
3:A:9:ALA:O	3:A:13:GLU:HG3	2.16	0.46
3:A:201:ILE:HG21	3:A:203:TYR:CE1	2.43	0.46
3:A:281:THR:HG23	3:A:282:MET:N	2.30	0.46
1:B:203:SER:O	1:B:205:GLU:HG2	2.16	0.46
1:B:211:LEU:HB3	1:B:213:ILE:HG22	1.98	0.46
1:B:258:ALA:HB2	2:C:265:LEU:CD2	2.44	0.46
1:B:406:GLU:HG2	1:B:409:LYS:CD	2.46	0.46
2:C:82:LEU:O	2:C:87:ILE:HG13	2.16	0.46
2:C:94:LEU:HB2	2:C:98:ASN:CB	2.33	0.46
2:C:471:PHE:CD1	2:C:472:ILE:N	2.84	0.46
3:D:43:VAL:HG21	3:D:50:VAL:HG13	1.96	0.46
3:D:57:ARG:HG3	3:D:117:MET:SD	2.56	0.46
3:D:94:ASN:O	3:D:127:TYR:O	2.34	0.46
3:D:149:TRP:CD2	3:D:150:THR:N	2.84	0.46
3:D:252:SER:OG	3:D:253:LEU:N	2.48	0.46
4:E:86:LEU:HD13	4:E:103:TYR:OH	2.16	0.46
4:E:138:TRP:CZ2	4:E:215:GLN:CB	2.93	0.46
4:E:279:VAL:HB	4:E:280:PRO:CD	2.43	0.46

Continued on next page...

Continued from previous page...

Atom-1	Atom-2	Interatomic distance (Å)	Clash overlap (Å)
3:F:89:ASP:OD1	3:F:149:TRP:N	2.46	0.46
3:F:129:GLU:CD	3:F:140:GLN:HG2	2.36	0.46
3:F:147:GLY:HA2	3:F:158:ILE:HD13	1.98	0.46
3:F:245:LEU:HD11	1:G:250:SER:O	2.15	0.46
3:F:263:LEU:N	3:F:263:LEU:HD23	2.31	0.46
3:F:387:LYS:O	3:F:390:GLU:HG3	2.16	0.46
3:F:410:LEU:CD1	3:F:414:PHE:HD2	2.25	0.46
1:G:62:ASP:OD1	1:G:65:LEU:N	2.49	0.46
1:G:144:MET:HB2	1:G:209:PHE:HB2	1.98	0.46
2:H:82:LEU:O	2:H:87:ILE:HD11	2.16	0.46
2:H:108:CYS:SG	2:H:109:ASN:N	2.89	0.46
2:H:180:ASP:CG	2:H:219:LEU:HD13	2.37	0.46
2:H:241:PHE:CZ	3:I:293:VAL:CG2	2.92	0.46
2:H:271:LEU:HD23	2:H:271:LEU:O	2.16	0.46
3:I:35:LEU:HD11	3:I:54:VAL:CG1	2.36	0.46
3:I:92:LEU:CD2	3:I:124:PHE:CZ	2.95	0.46
3:I:259:VAL:CG1	3:I:262:GLU:OE1	2.55	0.46
3:I:280:PHE:O	3:I:284:PHE:CG	2.68	0.46
4:J:1:ASN:C	4:J:3:GLU:N	2.68	0.46
4:J:91:LEU:H	4:J:95:VAL:HB	1.81	0.46
4:J:472:ASN:O	4:J:472:ASN:ND2	2.48	0.46
3:K:136:PRO:C	3:K:277:TYR:OH	2.55	0.46
3:K:209:ARG:CG	3:K:210:ILE:N	2.69	0.46
3:K:263:LEU:N	3:K:263:LEU:HD23	2.31	0.46
3:K:382:ILE:HD12	4:O:424:LYS:NZ	2.31	0.46
1:L:136:PRO:CG	1:L:280:ILE:HD11	2.45	0.46
1:L:143:THR:CG2	1:L:145:VAL:HG22	2.45	0.46
1:L:253:ILE:CD1	1:L:302:LEU:HD11	2.45	0.46
2:M:35:LEU:HD12	2:M:92:ILE:CG2	2.42	0.46
2:M:59:ASP:OD1	2:M:121:LEU:HB2	2.16	0.46
2:M:77:ILE:HD11	2:M:80:LEU:CB	2.44	0.46
2:M:299:VAL:C	2:M:303:VAL:HG23	2.31	0.46
3:N:238:ASP:CB	4:O:308:LEU:CD2	2.84	0.46
3:N:419:ILE:HA	3:N:422:THR:HG22	1.96	0.46
4:O:19:LYS:CG	4:O:20:PRO:HD2	2.45	0.46
4:O:195:ASN:O	4:O:204:ASP:OD1	2.34	0.46
4:O:270:GLN:HA	4:O:273:PRO:HG3	1.98	0.46
4:O:284:LYS:HE3	4:O:284:LYS:H	1.65	0.46
3:P:219:ILE:O	3:P:219:ILE:CG2	2.64	0.46
3:P:426:PHE:HD1	3:P:427:ALA:CA	2.28	0.46
1:Q:82:SER:C	1:Q:84:ASP:H	2.17	0.46

Continued on next page...

Continued from previous page...

Atom-1	Atom-2	Interatomic distance (Å)	Clash overlap (Å)
1:Q:144:MET:HB2	1:Q:209:PHE:HB2	1.98	0.46
1:Q:196:ASN:OD1	1:Q:196:ASN:C	2.52	0.46
1:Q:211:LEU:HB3	1:Q:213:ILE:HG22	1.98	0.46
2:R:245:LEU:HB3	2:R:249:LEU:CD1	2.46	0.46
2:R:278:LEU:N	2:R:279:PRO:HD2	2.31	0.46
3:S:426:PHE:CE1	3:S:430:LEU:CD1	2.99	0.46
4:T:151:ASN:CA	4:T:205:PHE:HB2	2.45	0.46
4:T:444:LYS:O	4:T:448:LYS:CG	2.60	0.46
3:U:66:ARG:O	3:U:67:TRP:CE3	2.68	0.46
3:U:255:VAL:CG2	3:U:258:LEU:HD12	2.45	0.46
1:V:60:TRP:CG	1:V:61:THR:N	2.83	0.46
2:W:77:ILE:HD11	2:W:80:LEU:CB	2.44	0.46
2:W:94:LEU:N	2:W:94:LEU:HD23	2.31	0.46
2:W:125:ILE:O	2:W:125:ILE:HG22	2.16	0.46
2:W:271:LEU:HD23	2:W:271:LEU:C	2.36	0.46
3:X:213:TYR:O	3:X:216:VAL:HG23	2.15	0.46
3:X:305:THR:OG1	3:X:401:TYR:CD2	2.67	0.46
4:Y:20:PRO:HB3	4:Y:61:ASP:OD2	2.15	0.46
4:Y:22:LYS:HE2	4:Y:26:HIS:HB3	1.97	0.46
4:Y:54:TRP:C	4:Y:118:LEU:HD21	2.37	0.46
3:Z:46:VAL:HG12	3:Z:47:ASN:N	2.31	0.46
3:Z:131:ILE:HG13	3:Z:133:THR:HB	1.97	0.46
3:Z:136:PRO:C	3:Z:277:TYR:OH	2.55	0.46
3:Z:289:ILE:O	3:Z:292:THR:OG1	2.34	0.46
1:O:75:ILE:HD12	1:O:78:LEU:HB2	1.98	0.46
2:1:83:ARG:CB	2:1:84:PRO:HD2	2.33	0.46
2:1:137:PHE:H	2:1:138:PRO:CD	2.29	0.46
3:2:48:GLN:HB2	3:2:130:ILE:HG23	1.98	0.46
3:2:57:ARG:HG3	3:2:117:MET:SD	2.56	0.46
3:A:41:ILE:CG2	3:A:123:ILE:HD11	2.45	0.46
3:A:130:ILE:O	3:A:134:HIS:CB	2.64	0.46
3:A:227:PHE:CZ	1:B:303:ASN:ND2	2.84	0.46
3:A:242:LYS:HA	3:A:243:MET:HE2	1.97	0.46
1:B:38:THR:O	1:B:179:ALA:HB1	2.15	0.46
1:B:60:TRP:CG	1:B:61:THR:N	2.83	0.46
1:B:75:ILE:HD12	1:B:78:LEU:HB2	1.98	0.46
1:B:196:ASN:C	1:B:197:TRP:CG	2.89	0.46
1:B:409:LYS:HD3	2:C:426:THR:CB	2.44	0.46
2:C:42:LEU:O	2:C:185:THR:HB	2.16	0.46
2:C:59:ASP:OD1	2:C:121:LEU:HB2	2.16	0.46
2:C:84:PRO:HG2	2:C:85:GLU:CD	2.37	0.46

Continued on next page...

Continued from previous page...

Atom-1	Atom-2	Interatomic distance (Å)	Clash overlap (Å)
2:C:137:PHE:H	2:C:138:PRO:CD	2.29	0.46
2:C:143:ASN:HA	2:C:220:ILE:HA	1.98	0.46
2:C:257:MET:CE	2:C:320:HIS:O	2.64	0.46
2:C:279:PRO:HG2	2:C:280:GLU:N	2.30	0.46
2:C:455:ARG:O	2:C:459:PHE:CD1	2.62	0.46
3:D:56:LEU:HB2	3:D:120:PRO:HG3	1.94	0.46
4:E:240:TYR:C	4:E:243:PRO:HD2	2.36	0.46
4:E:265:LEU:C	4:E:268:ILE:HG23	2.34	0.46
3:F:104:HIS:HB2	3:F:105:MET:SD	2.56	0.46
3:F:136:PRO:C	3:F:277:TYR:OH	2.55	0.46
3:F:221:PRO:HB2	3:F:224:LEU:HD23	1.98	0.46
3:F:382:ILE:HD12	4:J:424:LYS:NZ	2.31	0.46
1:G:86:TRP:HD1	1:G:151:TYR:CZ	2.33	0.46
1:G:101:GLU:CD	1:G:123:ILE:HG22	2.37	0.46
1:G:134:TYR:C	1:G:279:ILE:HD13	2.36	0.46
1:G:143:THR:CG2	1:G:145:VAL:HG22	2.45	0.46
1:G:211:LEU:HB3	1:G:213:ILE:HG22	1.98	0.46
1:G:226:VAL:HB	1:G:230:LEU:CG	2.45	0.46
1:G:226:VAL:O	1:G:230:LEU:CB	2.64	0.46
2:H:136:TYR:CD1	2:H:142:GLN:HB3	2.43	0.46
2:H:245:LEU:HB3	2:H:249:LEU:CD1	2.46	0.46
2:H:462:THR:O	2:H:466:VAL:CG2	2.61	0.46
3:I:257:LEU:HA	3:I:260:ILE:CB	2.46	0.46
3:I:404:MET:O	3:I:407:ASP:OD1	2.33	0.46
3:I:419:ILE:CD1	3:I:420:ILE:CG2	2.92	0.46
4:J:219:LEU:HD23	4:J:221:TYR:CE2	2.51	0.46
3:K:3:HIS:O	3:K:7:LEU:N	2.38	0.46
3:K:28:PHE:CD1	3:K:154:THR:HA	2.50	0.46
3:K:46:VAL:HG12	3:K:47:ASN:N	2.31	0.46
3:K:234:TYR:CE2	3:K:410:LEU:HD11	2.51	0.46
1:L:101:GLU:CD	1:L:123:ILE:HG22	2.37	0.46
1:L:130:ILE:CB	1:L:134:TYR:CE2	2.99	0.46
1:L:177:GLN:HA	1:L:180:PHE:CB	2.46	0.46
1:L:211:LEU:HB3	1:L:213:ILE:HG22	1.98	0.46
1:L:220:TYR:HD2	1:L:223:TYR:HH	1.64	0.46
1:L:406:GLU:HG2	1:L:409:LYS:CD	2.46	0.46
2:M:37:LEU:O	2:M:178:ILE:CD1	2.63	0.46
2:M:108:CYS:SG	2:M:109:ASN:N	2.89	0.46
2:M:137:PHE:H	2:M:138:PRO:CD	2.29	0.46
2:M:245:LEU:HB3	2:M:249:LEU:CD1	2.46	0.46
2:M:481:PRO:HA	2:M:484:LYS:NZ	2.31	0.46

Continued on next page...

Continued from previous page...

Atom-1	Atom-2	Interatomic distance (Å)	Clash overlap (Å)
3:N:35:LEU:CD2	3:N:164:ARG:NH1	2.64	0.46
3:N:254:THR:OG1	3:N:258:LEU:CD1	2.63	0.46
3:N:257:LEU:HA	3:N:260:ILE:CB	2.46	0.46
4:O:10:LEU:HD13	4:O:64:LEU:HD21	1.95	0.46
4:O:20:PRO:HB3	4:O:61:ASP:OD2	2.15	0.46
4:O:261:GLN:HG3	4:O:262:THR:N	2.29	0.46
4:O:451:PHE:HA	4:O:454:ALA:HB3	1.98	0.46
4:O:472:ASN:ND2	4:O:476:GLU:HG3	2.31	0.46
3:P:46:VAL:HA	3:P:272:PRO:HD3	1.97	0.46
3:P:89:ASP:CG	3:P:150:THR:H	2.20	0.46
3:P:129:GLU:CD	3:P:140:GLN:HG2	2.36	0.46
3:P:234:TYR:CE2	3:P:410:LEU:HD11	2.51	0.46
3:P:292:THR:CA	3:P:296:ILE:CD1	2.81	0.46
1:Q:31:VAL:HG12	1:Q:158:LEU:HD23	1.92	0.46
1:Q:60:TRP:CG	1:Q:61:THR:N	2.83	0.46
1:Q:130:ILE:HD12	1:Q:134:TYR:HE2	1.78	0.46
1:Q:220:TYR:N	1:Q:220:TYR:CD1	2.84	0.46
2:R:108:CYS:SG	2:R:109:ASN:N	2.89	0.46
2:R:180:ASP:CG	2:R:219:LEU:HD13	2.37	0.46
2:R:249:LEU:N	2:R:249:LEU:CD1	2.79	0.46
2:R:471:PHE:CD1	2:R:472:ILE:N	2.84	0.46
2:R:481:PRO:HA	2:R:484:LYS:NZ	2.31	0.46
3:S:57:ARG:HG3	3:S:117:MET:SD	2.56	0.46
3:S:166:ASP:OD2	3:S:205:PHE:CD2	2.69	0.46
4:T:19:LYS:CG	4:T:20:PRO:HD2	2.45	0.46
4:T:22:LYS:HE2	4:T:26:HIS:HB3	1.97	0.46
4:T:172:ILE:HG22	4:T:175:GLU:HB3	1.98	0.46
4:T:276:SER:CB	4:T:281:LEU:HD13	2.41	0.46
3:U:89:ASP:CG	3:U:150:THR:H	2.20	0.46
3:U:167:LEU:HD12	3:U:178:MET:HB2	0.59	0.46
3:U:201:ILE:HG21	3:U:203:TYR:CE1	2.43	0.46
1:V:31:VAL:HG21	1:V:86:TRP:CZ3	2.50	0.46
1:V:33:VAL:HG11	1:V:158:LEU:CD1	2.46	0.46
1:V:130:ILE:CB	1:V:134:TYR:CE2	2.99	0.46
1:V:137:PHE:HB2	1:V:464:PRO:HG2	1.97	0.46
1:V:311:THR:HG22	1:V:312:HIS:N	2.31	0.46
1:V:441:TYR:O	1:V:444:ILE:HG22	2.16	0.46
2:W:241:PHE:C	2:W:241:PHE:HD1	2.17	0.46
2:W:429:ILE:HG13	2:W:430:VAL:HG22	1.96	0.46
2:W:481:PRO:HA	2:W:484:LYS:NZ	2.31	0.46
3:X:149:TRP:CD2	3:X:150:THR:N	2.84	0.46

Continued on next page...

Continued from previous page...

Atom-1	Atom-2	Interatomic distance (Å)	Clash overlap (Å)
3:X:374:SER:O	3:X:377:GLU:HB3	2.16	0.46
4:Y:232:ILE:CG2	4:Y:233:SER:N	2.79	0.46
3:Z:45:GLU:OE1	3:Z:209:ARG:HD3	2.15	0.46
3:Z:79:ARG:NH1	3:Z:107:LYS:HZ1	2.12	0.46
3:Z:80:LEU:HD12	3:Z:80:LEU:C	2.35	0.46
3:Z:128:CYS:CB	3:Z:144:MET:CE	2.87	0.46
3:Z:291:VAL:CG1	3:Z:295:VAL:CG2	2.91	0.46
1:0:51:THR:OG1	1:0:125:ARG:NH1	2.45	0.45
1:0:153:THR:HB	1:0:204:TYR:CB	2.13	0.45
1:0:185:GLN:C	1:0:216:LYS:HZ2	2.18	0.45
1:0:211:LEU:HB3	1:0:213:ILE:HG22	1.98	0.45
1:0:250:SER:O	3:Z:245:LEU:HD11	2.15	0.45
2:1:137:PHE:CD1	2:1:137:PHE:C	2.89	0.45
2:1:241:PHE:C	2:1:241:PHE:HD1	2.17	0.45
2:1:471:PHE:O	2:1:475:MET:N	2.34	0.45
3:2:38:ILE:C	3:2:169:THR:CG2	2.84	0.45
3:2:43:VAL:HG21	3:2:50:VAL:HG13	1.96	0.45
3:2:167:LEU:HG	3:2:178:MET:CB	2.38	0.45
3:2:257:LEU:HA	3:2:260:ILE:CB	2.46	0.45
4:3:86:LEU:HD13	4:3:103:TYR:OH	2.16	0.45
4:3:100:GLU:HG3	4:3:122:ILE:O	2.16	0.45
4:3:195:ASN:O	4:3:204:ASP:OD1	2.34	0.45
4:3:253:LEU:CD1	3:Z:247:ILE:HG12	2.47	0.45
3:A:136:PRO:C	3:A:277:TYR:OH	2.55	0.45
3:A:247:ILE:HG12	4:E:253:LEU:CD1	2.47	0.45
1:B:9:SER:HA	1:B:12:PHE:HD1	1.71	0.45
1:B:101:GLU:CD	1:B:123:ILE:HG22	2.37	0.45
1:B:226:VAL:HG23	1:B:227:PRO:CD	2.46	0.45
1:B:439:PHE:O	1:B:442:ILE:CG2	2.64	0.45
2:C:219:LEU:HG	2:C:221:ILE:HG23	1.98	0.45
2:C:238:LEU:HA	2:C:241:PHE:CD2	2.51	0.45
2:C:271:LEU:HD23	2:C:271:LEU:C	2.36	0.45
2:C:290:LYS:O	2:C:294:PHE:CE2	2.69	0.45
2:C:292:LEU:HD23	2:C:295:ILE:HD12	1.98	0.45
3:D:48:GLN:HB2	3:D:130:ILE:HG23	1.98	0.45
3:D:89:ASP:HB2	3:D:149:TRP:CD1	2.51	0.45
3:D:213:TYR:O	3:D:216:VAL:HG23	2.16	0.45
3:D:415:MET:O	3:D:419:ILE:N	2.50	0.45
4:E:20:PRO:HB3	4:E:61:ASP:OD2	2.15	0.45
4:E:36:LEU:N	4:E:175:GLU:OE2	2.42	0.45
4:E:155:VAL:CG1	4:E:205:PHE:HE1	2.28	0.45

Continued on next page...

Continued from previous page...

Atom-1	Atom-2	Interatomic distance (Å)	Clash overlap (Å)
4:E:271:LYS:N	4:E:273:PRO:HD2	2.31	0.45
3:F:43:VAL:HG12	3:F:44:ASP:N	2.29	0.45
3:F:102:ILE:O	3:F:102:ILE:HG22	2.16	0.45
3:F:129:GLU:HG2	3:F:130:ILE:N	2.29	0.45
3:F:249:VAL:CG1	3:F:253:LEU:HD23	2.44	0.45
3:F:431:ILE:O	3:F:431:ILE:CG2	2.63	0.45
1:G:6:THR:O	1:G:9:SER:OG	2.27	0.45
1:G:129:THR:O	1:G:129:THR:CG2	2.57	0.45
1:G:130:ILE:CB	1:G:134:TYR:CE2	2.99	0.45
1:G:136:PRO:CG	1:G:280:ILE:HD11	2.46	0.45
1:G:439:PHE:O	1:G:442:ILE:CG2	2.64	0.45
2:H:292:LEU:HD23	2:H:295:ILE:HD12	1.98	0.45
3:I:146:LEU:HD22	3:I:203:TYR:OH	2.16	0.45
3:I:243:MET:HE2	3:I:243:MET:N	2.31	0.45
4:J:74:ILE:HD13	4:J:74:ILE:H	1.81	0.45
4:J:240:TYR:C	4:J:243:PRO:HD2	2.36	0.45
3:K:171:MET:HG2	3:K:173:SER:N	2.30	0.45
3:K:221:PRO:CA	3:K:224:LEU:HD23	2.45	0.45
3:K:247:ILE:HG22	3:K:248:SER:H	1.82	0.45
3:K:426:PHE:HD1	3:K:427:ALA:CA	2.28	0.45
1:L:146:PHE:O	1:L:147:LYS:HB2	2.15	0.45
1:L:268:ASP:O	1:L:271:PRO:HD2	2.17	0.45
1:L:409:LYS:HD3	2:M:426:THR:CB	2.44	0.45
2:M:82:LEU:O	2:M:87:ILE:HG13	2.16	0.45
2:M:94:LEU:N	2:M:94:LEU:HD23	2.31	0.45
3:N:57:ARG:HG3	3:N:117:MET:SD	2.56	0.45
3:N:305:THR:OG1	3:N:401:TYR:HB3	2.15	0.45
3:N:374:SER:O	3:N:377:GLU:HB3	2.16	0.45
4:O:99:PHE:CZ	4:O:123:TYR:HE2	2.34	0.45
3:P:27:HIS:O	3:P:28:PHE:CB	2.61	0.45
3:P:66:ARG:O	3:P:67:TRP:CE3	2.68	0.45
3:P:277:TYR:O	3:P:280:PHE:CG	2.69	0.45
3:P:289:ILE:O	3:P:292:THR:OG1	2.34	0.45
1:Q:101:GLU:CD	1:Q:123:ILE:HG22	2.37	0.45
1:Q:226:VAL:O	1:Q:230:LEU:CB	2.64	0.45
2:R:35:LEU:HD12	2:R:92:ILE:CG2	2.42	0.45
2:R:132:ILE:C	2:R:136:TYR:HB2	2.33	0.45
4:T:56:GLU:HB2	4:T:118:LEU:HD11	1.98	0.45
4:T:103:TYR:CD2	4:T:104:TYR:N	2.83	0.45
4:T:173:ASP:H	4:T:188:ARG:CB	2.29	0.45
4:T:271:LYS:N	4:T:273:PRO:HD2	2.31	0.45

Continued on next page...

Continued from previous page...

Atom-1	Atom-2	Interatomic distance (Å)	Clash overlap (Å)
3:U:37:LEU:H	3:U:164:ARG:NH2	2.14	0.45
3:U:110:LEU:CD1	3:U:114:GLY:HA2	2.46	0.45
3:U:128:CYS:SG	3:U:144:MET:HE2	2.56	0.45
1:V:101:GLU:CD	1:V:123:ILE:HG22	2.37	0.45
1:V:180:PHE:CE1	1:V:181:THR:O	2.68	0.45
1:V:211:LEU:HB3	1:V:213:ILE:HG22	1.98	0.45
1:V:220:TYR:N	1:V:220:TYR:CD1	2.84	0.45
1:V:253:ILE:CD1	1:V:302:LEU:HD11	2.45	0.45
2:W:80:LEU:O	2:W:112:VAL:HG23	2.16	0.45
2:W:103:ASN:HD22	2:W:106:TYR:HE2	1.52	0.45
2:W:249:LEU:N	2:W:249:LEU:CD1	2.79	0.45
2:W:262:CYS:SG	3:X:251:LEU:HD11	2.56	0.45
2:W:290:LYS:O	2:W:294:PHE:CE2	2.69	0.45
3:X:38:ILE:C	3:X:169:THR:CG2	2.84	0.45
3:X:166:ASP:OD2	3:X:205:PHE:CD2	2.69	0.45
3:X:242:LYS:HB2	3:X:245:LEU:HB2	1.99	0.45
4:Y:55:ILE:HG13	4:Y:57:ILE:CG1	2.41	0.45
3:Z:17:LYS:HZ2	3:Z:83:ASP:HB3	1.79	0.45
3:Z:133:THR:O	3:Z:136:PRO:CG	2.64	0.45
3:Z:255:VAL:CG2	3:Z:258:LEU:HD12	2.45	0.45
3:Z:416:LEU:CA	3:Z:419:ILE:HG22	2.46	0.45
3:Z:431:ILE:O	3:Z:431:ILE:CG2	2.63	0.45
1:0:130:ILE:CB	1:0:134:TYR:CE2	2.99	0.45
1:0:138:ASP:HA	1:0:467:PRO:HG2	1.99	0.45
1:0:226:VAL:O	1:0:230:LEU:CB	2.64	0.45
1:0:226:VAL:HG23	1:0:227:PRO:CD	2.46	0.45
1:0:303:ASN:ND2	3:Z:227:PHE:CZ	2.84	0.45
2:1:82:LEU:O	2:1:87:ILE:HD11	2.16	0.45
2:1:141:TRP:CH2	2:1:223:ARG:CB	2.98	0.45
2:1:199:LYS:HZ3	2:1:200:ASN:CA	2.28	0.45
2:1:245:LEU:C	2:1:249:LEU:HD13	2.30	0.45
2:1:249:LEU:N	2:1:249:LEU:CD1	2.79	0.45
2:1:292:LEU:HD23	2:1:295:ILE:HD12	1.98	0.45
3:2:225:PHE:CD1	3:2:225:PHE:C	2.90	0.45
3:2:229:THR:O	3:2:232:VAL:CB	2.51	0.45
3:2:242:LYS:HB2	3:2:245:LEU:HB2	1.99	0.45
3:2:408:HIS:O	3:2:412:CYS:CB	2.64	0.45
4:3:22:LYS:CG	4:3:23:THR:N	2.78	0.45
3:A:291:VAL:CG1	3:A:295:VAL:CG2	2.91	0.45
3:A:292:THR:O	3:A:293:VAL:C	2.55	0.45
3:A:376:ILE:HG23	3:A:380:LYS:HZ1	1.81	0.45

Continued on next page...

Continued from previous page...

Atom-1	Atom-2	Interatomic distance (Å)	Clash overlap (Å)
1:B:216:LYS:O	1:B:216:LYS:CD	2.50	0.45
1:B:234:LEU:CA	1:B:237:LEU:HB2	2.46	0.45
1:B:268:ASP:O	1:B:271:PRO:HD2	2.16	0.45
2:C:4:GLU:HG3	2:C:5:GLU:N	2.31	0.45
2:C:137:PHE:CE1	2:C:288:ILE:CG2	2.99	0.45
2:C:271:LEU:HD23	2:C:271:LEU:O	2.16	0.45
2:C:289:GLY:C	2:C:293:MET:HE2	2.36	0.45
3:D:225:PHE:CD1	3:D:225:PHE:C	2.90	0.45
4:E:59:TRP:HE1	4:E:84:LEU:CD2	2.25	0.45
4:E:237:VAL:HA	4:E:240:TYR:HB2	1.97	0.45
4:E:241:PHE:CG	4:E:450:CYS:SG	3.09	0.45
3:F:227:PHE:C	3:F:230:VAL:HB	2.36	0.45
1:G:9:SER:CA	1:G:12:PHE:CD1	2.89	0.45
1:G:146:PHE:O	1:G:147:LYS:HB2	2.15	0.45
2:H:42:LEU:O	2:H:185:THR:HB	2.16	0.45
2:H:204:ASP:CG	2:H:205:LYS:H	2.20	0.45
2:H:238:LEU:HA	2:H:241:PHE:CD2	2.51	0.45
2:H:306:CYS:CA	2:H:309:VAL:HB	2.47	0.45
3:I:89:ASP:HB2	3:I:149:TRP:CD1	2.51	0.45
3:I:149:TRP:CD2	3:I:150:THR:N	2.84	0.45
3:I:231:LEU:HD22	3:I:235:LEU:HD21	1.97	0.45
3:I:305:THR:OG1	3:I:401:TYR:HB3	2.15	0.45
4:J:241:PHE:CG	4:J:450:CYS:SG	3.09	0.45
3:K:104:HIS:C	3:K:105:MET:SD	2.95	0.45
3:K:298:THR:CA	3:K:301:ARG:HB3	2.36	0.45
1:L:47:ASN:HB2	1:L:49:GLU:OE1	2.16	0.45
1:L:62:ASP:OD1	1:L:65:LEU:N	2.49	0.45
1:L:85:VAL:CG1	1:L:86:TRP:N	2.80	0.45
1:L:462:VAL:CB	1:L:463:PRO:HD3	2.46	0.45
2:M:33:ILE:HD12	2:M:158:ILE:HG12	1.99	0.45
2:M:113:ARG:HD2	2:M:117:TYR:HB2	1.91	0.45
2:M:257:MET:CE	2:M:320:HIS:O	2.64	0.45
2:M:290:LYS:O	2:M:294:PHE:CE2	2.69	0.45
2:M:306:CYS:C	2:M:309:VAL:HB	2.37	0.45
3:N:252:SER:OG	3:N:253:LEU:N	2.48	0.45
4:O:74:ILE:HD13	4:O:74:ILE:H	1.81	0.45
4:O:225:ILE:O	4:O:228:PRO:HG2	2.17	0.45
4:O:262:THR:HG23	4:O:265:LEU:HD12	1.97	0.45
3:P:170:PHE:HE1	3:P:176:TRP:CD1	2.34	0.45
3:P:171:MET:HG2	3:P:173:SER:N	2.31	0.45
3:P:187:TRP:NE1	3:P:196:THR:HG22	2.28	0.45

Continued on next page...

Continued from previous page...

Atom-1	Atom-2	Interatomic distance (Å)	Clash overlap (Å)
3:P:201:ILE:HG22	3:P:203:TYR:CE1	2.52	0.45
1:Q:47:ASN:HB2	1:Q:49:GLU:OE1	2.16	0.45
1:Q:311:THR:HG22	1:Q:312:HIS:N	2.31	0.45
1:Q:406:GLU:CA	1:Q:409:LYS:HD2	2.22	0.45
1:Q:409:LYS:NZ	2:R:423:ILE:HG22	2.31	0.45
1:Q:462:VAL:CB	1:Q:463:PRO:HD3	2.46	0.45
2:R:22:ARG:NE	2:R:153:TYR:CE2	2.84	0.45
2:R:290:LYS:O	2:R:294:PHE:CE2	2.69	0.45
3:S:146:LEU:HD22	3:S:203:TYR:OH	2.16	0.45
3:S:149:TRP:CD2	3:S:150:THR:N	2.84	0.45
4:T:132:THR:C	4:T:134:PHE:H	2.10	0.45
3:U:131:ILE:C	3:U:133:THR:H	2.18	0.45
3:U:207:MET:H	3:U:207:MET:CE	2.25	0.45
3:U:247:ILE:HG12	4:Y:253:LEU:CD1	2.47	0.45
3:U:291:VAL:CG1	3:U:295:VAL:HG21	2.40	0.45
3:U:387:LYS:O	3:U:390:GLU:HG3	2.16	0.45
3:U:426:PHE:HD1	3:U:427:ALA:CA	2.28	0.45
1:V:9:SER:HA	1:V:12:PHE:HD1	1.71	0.45
1:V:45:GLU:OE1	1:V:134:TYR:HB3	2.17	0.45
1:V:136:PRO:CG	1:V:280:ILE:HD11	2.46	0.45
2:W:7:LEU:HD12	2:W:70:ASN:HB2	1.98	0.45
3:X:53:ASN:ND2	3:X:121:PRO:O	2.50	0.45
3:X:57:ARG:HG3	3:X:117:MET:SD	2.56	0.45
3:X:257:LEU:C	3:X:260:ILE:H	2.19	0.45
4:Y:247:GLY:N	4:Y:250:LYS:HZ2	2.11	0.45
4:Y:453:ILE:HD12	4:Y:454:ALA:CA	2.46	0.45
3:Z:66:ARG:O	3:Z:67:TRP:CE3	2.68	0.45
3:Z:102:ILE:O	3:Z:102:ILE:HG22	2.16	0.45
3:Z:249:VAL:CG1	3:Z:253:LEU:HD23	2.44	0.45
3:Z:284:PHE:CD1	3:Z:284:PHE:N	2.82	0.45
1:0:37:LEU:CD2	1:0:179:ALA:C	2.84	0.45
1:0:220:TYR:N	1:0:220:TYR:CD1	2.84	0.45
1:0:235:ALA:CB	1:0:239:PHE:CE2	2.98	0.45
1:0:435:ALA:O	1:0:439:PHE:CB	2.59	0.45
2:1:137:PHE:CE1	2:1:288:ILE:CG2	2.99	0.45
2:1:205:LYS:HD3	2:1:205:LYS:N	2.32	0.45
2:1:233:ILE:C	2:1:235:PRO:HD2	2.36	0.45
2:1:257:MET:CE	2:1:320:HIS:O	2.64	0.45
2:1:273:LEU:O	2:1:277:ARG:HD2	2.17	0.45
4:3:444:LYS:O	4:3:448:LYS:CG	2.60	0.45
3:A:27:HIS:C	3:A:28:PHE:CG	2.87	0.45

Continued on next page...

Continued from previous page...

Atom-1	Atom-2	Interatomic distance (Å)	Clash overlap (Å)
3:A:45:GLU:OE1	3:A:209:ARG:HD3	2.15	0.45
3:A:139:GLN:HB2	3:A:207:MET:C	2.36	0.45
1:B:31:VAL:HG21	1:B:86:TRP:CZ3	2.50	0.45
1:B:62:ASP:OD1	1:B:65:LEU:N	2.49	0.45
1:B:85:VAL:CG1	1:B:86:TRP:N	2.80	0.45
1:B:226:VAL:O	1:B:230:LEU:CB	2.64	0.45
3:D:419:ILE:HD11	3:D:420:ILE:HG23	1.94	0.45
4:E:100:GLU:HG3	4:E:122:ILE:O	2.16	0.45
4:E:270:GLN:HA	4:E:273:PRO:HG3	1.98	0.45
3:F:62:ASP:O	3:F:64:ARG:N	2.50	0.45
3:F:201:ILE:HG22	3:F:203:TYR:CE1	2.52	0.45
3:F:416:LEU:CA	3:F:419:ILE:HG22	2.47	0.45
1:G:226:VAL:HG23	1:G:227:PRO:CD	2.46	0.45
2:H:22:ARG:HA	2:H:23:PRO:HD2	1.83	0.45
2:H:80:LEU:O	2:H:112:VAL:HG23	2.16	0.45
2:H:205:LYS:HD3	2:H:205:LYS:N	2.32	0.45
2:H:235:PRO:O	2:H:239:ILE:N	2.35	0.45
2:H:434:LYS:HG2	2:H:435:GLU:N	2.29	0.45
3:I:57:ARG:HG3	3:I:117:MET:SD	2.56	0.45
4:J:100:GLU:HG3	4:J:122:ILE:O	2.16	0.45
4:J:475:PRO:C	4:J:477:PHE:N	2.68	0.45
3:K:9:ALA:O	3:K:13:GLU:HG3	2.16	0.45
3:K:89:ASP:CG	3:K:150:THR:H	2.20	0.45
3:K:110:LEU:CD1	3:K:114:GLY:HA2	2.46	0.45
3:K:407:ASP:O	3:K:410:LEU:HB3	2.16	0.45
1:L:89:ASP:OD2	1:L:149:TYR:N	2.50	0.45
1:L:144:MET:HB2	1:L:209:PHE:HB2	1.98	0.45
1:L:456:LEU:HA	1:L:459:SER:OG	2.17	0.45
2:M:82:LEU:O	2:M:87:ILE:HD11	2.16	0.45
2:M:123:PRO:HD3	3:N:149:TRP:CZ2	2.52	0.45
2:M:181:PRO:CD	2:M:192:ILE:HG21	2.45	0.45
2:M:199:LYS:HZ3	2:M:200:ASN:CA	2.27	0.45
2:M:271:LEU:HD23	2:M:271:LEU:C	2.36	0.45
3:N:89:ASP:HB2	3:N:149:TRP:CD1	2.51	0.45
3:N:146:LEU:HD22	3:N:203:TYR:OH	2.16	0.45
3:N:146:LEU:N	3:N:146:LEU:CD1	2.80	0.45
3:N:213:TYR:O	3:N:216:VAL:HG23	2.16	0.45
3:N:225:PHE:CD1	3:N:225:PHE:C	2.90	0.45
3:N:426:PHE:CE1	3:N:430:LEU:CD1	2.99	0.45
4:O:54:TRP:C	4:O:118:LEU:HD21	2.37	0.45
4:O:453:ILE:O	4:O:457:LEU:CB	2.64	0.45

Continued on next page...

Continued from previous page...

Atom-1	Atom-2	Interatomic distance (Å)	Clash overlap (Å)
3:P:148:ILE:CG2	3:P:198:TYR:CB	2.88	0.45
3:P:185:LYS:HB3	3:P:185:LYS:HE2	1.75	0.45
3:P:376:ILE:HG23	3:P:380:LYS:HZ1	1.80	0.45
1:Q:60:TRP:CD1	1:Q:61:THR:N	2.85	0.45
1:Q:88:PRO:C	1:Q:90:ILE:N	2.68	0.45
1:Q:196:ASN:C	1:Q:197:TRP:CG	2.89	0.45
1:Q:247:GLU:O	1:Q:249:MET:HG3	2.15	0.45
2:R:7:LEU:CD1	2:R:70:ASN:HD22	2.26	0.45
2:R:137:PHE:CE1	2:R:288:ILE:CG2	2.99	0.45
2:R:238:LEU:HA	2:R:241:PHE:CD2	2.51	0.45
2:R:257:MET:CE	2:R:320:HIS:O	2.64	0.45
2:R:462:THR:O	2:R:466:VAL:CG2	2.61	0.45
3:S:170:PHE:CD1	3:S:170:PHE:C	2.89	0.45
3:S:201:ILE:CG2	3:S:203:TYR:CE1	2.93	0.45
3:S:235:LEU:CD2	4:T:308:LEU:CG	2.93	0.45
3:S:242:LYS:HB2	3:S:245:LEU:HB2	1.99	0.45
3:S:268:SER:OG	3:S:273:LEU:HD21	2.15	0.45
4:T:225:ILE:O	4:T:228:PRO:HG2	2.17	0.45
4:T:232:ILE:CG2	4:T:233:SER:N	2.79	0.45
4:T:240:TYR:C	4:T:243:PRO:HD2	2.36	0.45
3:U:9:ALA:O	3:U:13:GLU:HG3	2.16	0.45
3:U:171:MET:HG2	3:U:173:SER:N	2.31	0.45
3:U:289:ILE:O	3:U:292:THR:OG1	2.34	0.45
3:U:431:ILE:O	3:U:431:ILE:CG2	2.63	0.45
1:V:60:TRP:CD1	1:V:61:THR:N	2.85	0.45
1:V:138:ASP:HA	1:V:467:PRO:HG2	1.99	0.45
1:V:218:LEU:HD13	1:V:221:ILE:CD1	2.43	0.45
1:V:456:LEU:HA	1:V:459:SER:OG	2.17	0.45
2:W:108:CYS:SG	2:W:109:ASN:N	2.89	0.45
2:W:132:ILE:C	2:W:136:TYR:HB2	2.33	0.45
2:W:137:PHE:H	2:W:138:PRO:CD	2.29	0.45
2:W:204:ASP:H	2:W:207:PRO:CG	2.27	0.45
2:W:245:LEU:HB3	2:W:249:LEU:CD1	2.46	0.45
2:W:452:THR:CG2	2:W:453:ILE:N	2.76	0.45
3:X:89:ASP:HB2	3:X:149:TRP:CD1	2.51	0.45
3:X:92:LEU:HB2	3:X:96:ALA:CA	2.46	0.45
3:X:225:PHE:CD1	3:X:225:PHE:C	2.90	0.45
3:X:227:PHE:CE1	3:X:231:LEU:HG	2.52	0.45
4:Y:132:THR:C	4:Y:134:PHE:H	2.10	0.45
4:Y:172:ILE:HG22	4:Y:175:GLU:HB3	1.98	0.45
4:Y:173:ASP:H	4:Y:188:ARG:CB	2.29	0.45

Continued on next page...

Continued from previous page...

Atom-1	Atom-2	Interatomic distance (Å)	Clash overlap (Å)
3:Z:37:LEU:H	3:Z:164:ARG:NH2	2.14	0.45
3:Z:46:VAL:HA	3:Z:272:PRO:HD3	1.97	0.45
3:Z:104:HIS:C	3:Z:105:MET:SD	2.95	0.45
3:Z:141:ASN:OD1	3:Z:141:ASN:N	2.48	0.45
3:Z:242:LYS:HA	3:Z:243:MET:HE2	1.97	0.45
3:Z:407:ASP:O	3:Z:410:LEU:HB3	2.16	0.45
1:0:92:LEU:H	1:0:96:ASN:HB3	1.73	0.45
1:0:133:MET:N	1:0:279:ILE:HG23	2.30	0.45
1:0:226:VAL:HB	1:0:230:LEU:CG	2.45	0.45
1:0:268:ASP:O	1:0:271:PRO:HD2	2.16	0.45
2:1:42:LEU:O	2:1:185:THR:HB	2.16	0.45
2:1:106:TYR:O	2:1:107:PHE:CD1	2.70	0.45
2:1:245:LEU:HB3	2:1:249:LEU:CD1	2.46	0.45
3:2:21:PRO:HG3	3:2:60:TRP:HZ2	1.78	0.45
3:2:146:LEU:N	3:2:146:LEU:CD1	2.80	0.45
4:3:173:ASP:H	4:3:188:ARG:CB	2.29	0.45
3:A:104:HIS:C	3:A:105:MET:SD	2.95	0.45
3:A:131:ILE:HG13	3:A:133:THR:HB	1.97	0.45
3:A:171:MET:HG2	3:A:173:SER:N	2.30	0.45
3:A:247:ILE:HG22	3:A:248:SER:H	1.82	0.45
3:A:382:ILE:HD12	4:E:424:LYS:NZ	2.31	0.45
1:B:45:GLU:OE1	1:B:134:TYR:HB3	2.17	0.45
1:B:46:LYS:HG3	1:B:278:PRO:CD	2.47	0.45
1:B:131:LYS:C	1:B:133:MET:H	2.20	0.45
1:B:220:TYR:N	1:B:220:TYR:CD1	2.84	0.45
1:B:253:ILE:CD1	1:B:302:LEU:HD11	2.45	0.45
2:C:80:LEU:O	2:C:112:VAL:HG23	2.16	0.45
2:C:216:THR:O	2:C:217:PHE:CD1	2.59	0.45
2:C:245:LEU:O	2:C:249:LEU:N	2.39	0.45
2:C:306:CYS:C	2:C:309:VAL:HB	2.37	0.45
3:D:36:GLN:NE2	3:D:38:ILE:CG1	2.80	0.45
3:D:146:LEU:HD22	3:D:203:TYR:OH	2.16	0.45
3:D:227:PHE:HE1	3:D:231:LEU:HD21	1.80	0.45
3:D:229:THR:C	3:D:232:VAL:HB	2.34	0.45
3:D:242:LYS:HB2	3:D:245:LEU:HB2	1.99	0.45
3:D:259:VAL:CG1	3:D:262:GLU:OE1	2.55	0.45
3:D:294:VAL:O	3:D:298:THR:OG1	2.31	0.45
4:E:138:TRP:HH2	4:E:215:GLN:NE2	2.11	0.45
4:E:172:ILE:HG22	4:E:175:GLU:HB3	1.98	0.45
3:F:128:CYS:SG	3:F:144:MET:HE2	2.56	0.45
3:F:176:TRP:HD1	3:F:207:MET:HG3	1.82	0.45

Continued on next page...

Continued from previous page...

Atom-1	Atom-2	Interatomic distance (Å)	Clash overlap (Å)
3:F:185:LYS:HB3	3:F:185:LYS:HE2	1.75	0.45
3:F:212:LEU:O	3:F:215:VAL:HG23	2.15	0.45
1:G:90:ILE:HA	1:G:147:LYS:O	2.17	0.45
1:G:144:MET:CE	1:G:191:LYS:CE	2.85	0.45
1:G:268:ASP:O	1:G:271:PRO:HD2	2.17	0.45
1:G:284:LEU:O	1:G:288:MET:HB2	2.15	0.45
1:G:429:GLN:HA	1:G:429:GLN:HE21	1.81	0.45
2:H:94:LEU:N	2:H:94:LEU:HD23	2.31	0.45
2:H:111:LEU:CB	2:H:119:THR:OG1	2.55	0.45
2:H:143:ASN:HA	2:H:220:ILE:HA	1.98	0.45
2:H:278:LEU:N	2:H:279:PRO:HD2	2.31	0.45
2:H:290:LYS:O	2:H:294:PHE:CE2	2.69	0.45
3:I:53:ASN:ND2	3:I:121:PRO:O	2.50	0.45
3:I:225:PHE:CD1	3:I:225:PHE:C	2.90	0.45
3:I:273:LEU:O	3:I:273:LEU:HD23	2.17	0.45
4:J:95:VAL:HG22	4:J:123:TYR:CD2	2.52	0.45
4:J:225:ILE:O	4:J:228:PRO:HG2	2.17	0.45
4:J:237:VAL:HA	4:J:240:TYR:HB2	1.98	0.45
4:J:451:PHE:HA	4:J:454:ALA:HB3	1.98	0.45
3:K:62:ASP:O	3:K:64:ARG:N	2.49	0.45
3:K:129:GLU:CD	3:K:140:GLN:HG2	2.36	0.45
3:K:247:ILE:HG12	4:O:253:LEU:CD1	2.47	0.45
3:K:249:VAL:HG13	3:K:253:LEU:CD2	2.42	0.45
1:L:144:MET:CE	1:L:191:LYS:CE	2.85	0.45
1:L:429:GLN:HE21	1:L:429:GLN:HA	1.81	0.45
1:L:456:LEU:O	1:L:460:HIS:N	2.38	0.45
2:M:42:LEU:O	2:M:185:THR:HB	2.16	0.45
2:M:125:ILE:O	2:M:125:ILE:HG22	2.16	0.45
2:M:137:PHE:CE1	2:M:288:ILE:CG2	2.99	0.45
2:M:144:CYS:SG	2:M:146:LEU:CD1	2.94	0.45
2:M:471:PHE:CD1	2:M:472:ILE:N	2.84	0.45
3:N:33:VAL:HB	3:N:158:ILE:HG21	1.99	0.45
3:N:257:LEU:C	3:N:257:LEU:CD1	2.82	0.45
3:N:294:VAL:O	3:N:298:THR:OG1	2.31	0.45
4:O:293:SER:HA	4:O:296:ILE:HG23	1.99	0.45
3:P:41:ILE:CG2	3:P:123:ILE:HD11	2.45	0.45
3:P:130:ILE:HD13	3:P:130:ILE:N	2.29	0.45
3:P:131:ILE:C	3:P:133:THR:H	2.18	0.45
3:P:385:HIS:C	3:P:385:HIS:ND1	2.70	0.45
1:Q:46:LYS:HG3	1:Q:278:PRO:CD	2.47	0.45
1:Q:86:TRP:HD1	1:Q:151:TYR:CZ	2.33	0.45

Continued on next page...

Continued from previous page...

Atom-1	Atom-2	Interatomic distance (Å)	Clash overlap (Å)
1:Q:220:TYR:HD2	1:Q:223:TYR:HH	1.63	0.45
1:Q:429:GLN:HE21	1:Q:429:GLN:HA	1.81	0.45
1:Q:430:TYR:O	1:Q:430:TYR:CD1	2.66	0.45
1:Q:456:LEU:HA	1:Q:459:SER:OG	2.17	0.45
2:R:7:LEU:HD12	2:R:70:ASN:HB2	1.98	0.45
3:S:135:PHE:CG	3:S:210:ILE:CG1	2.95	0.45
3:S:263:LEU:CD1	4:T:266:PHE:CZ	2.90	0.45
3:S:415:MET:O	3:S:419:ILE:N	2.49	0.45
4:T:66:TRP:CB	4:T:70:GLU:HB3	2.47	0.45
4:T:91:LEU:H	4:T:95:VAL:HB	1.81	0.45
4:T:100:GLU:HG3	4:T:122:ILE:O	2.16	0.45
4:T:436:ASN:CA	4:T:439:TRP:NE1	2.72	0.45
3:U:3:HIS:O	3:U:7:LEU:N	2.38	0.45
3:U:147:GLY:HA2	3:U:158:ILE:HD13	1.98	0.45
3:U:170:PHE:HE1	3:U:176:TRP:CD1	2.34	0.45
3:U:227:PHE:C	3:U:230:VAL:HB	2.36	0.45
3:U:382:ILE:HD12	4:Y:424:LYS:NZ	2.31	0.45
1:V:72:TYR:CD1	1:V:112:HIS:HB2	2.45	0.45
1:V:144:MET:HB2	1:V:209:PHE:HB2	1.98	0.45
1:V:158:LEU:HD23	1:V:158:LEU:HA	1.53	0.45
3:X:413:VAL:HG12	3:X:417:ILE:CG1	2.44	0.45
3:X:415:MET:O	3:X:419:ILE:N	2.49	0.45
4:Y:151:ASN:CA	4:Y:205:PHE:HB2	2.46	0.45
4:Y:152:ALA:N	4:Y:205:PHE:CD1	2.70	0.45
4:Y:271:LYS:N	4:Y:273:PRO:HD2	2.31	0.45
3:Z:9:ALA:O	3:Z:13:GLU:HG3	2.16	0.45
3:Z:263:LEU:N	3:Z:263:LEU:HD23	2.31	0.45
3:Z:302:SER:OG	3:Z:400:LYS:O	2.34	0.45
1:0:7:LEU:CD1	1:0:69:PRO:HD2	2.46	0.45
1:0:181:THR:CG2	1:0:181:THR:O	2.63	0.45
2:1:4:GLU:HG3	2:1:5:GLU:N	2.30	0.45
2:1:37:LEU:HD11	2:1:148:PHE:CD1	2.52	0.45
2:1:80:LEU:O	2:1:112:VAL:HG23	2.17	0.45
2:1:84:PRO:HG2	2:1:85:GLU:CD	2.37	0.45
2:1:85:GLU:OE1	2:1:85:GLU:N	2.30	0.45
2:1:180:ASP:CG	2:1:219:LEU:HD13	2.37	0.45
2:1:290:LYS:O	2:1:294:PHE:CE2	2.69	0.45
2:1:436:LYS:O	2:1:439:TYR:HB2	2.16	0.45
3:2:36:GLN:NE2	3:2:38:ILE:CG1	2.80	0.45
3:2:146:LEU:HD22	3:2:203:TYR:OH	2.16	0.45
4:3:59:TRP:N	4:3:59:TRP:HE3	2.12	0.45

Continued on next page...

Continued from previous page...

Atom-1	Atom-2	Interatomic distance (Å)	Clash overlap (Å)
4:3:91:LEU:HD13	4:3:145:PHE:CA	2.47	0.45
4:3:241:PHE:CG	4:3:450:CYS:SG	3.09	0.45
3:A:46:VAL:HG12	3:A:47:ASN:N	2.31	0.45
3:A:51:GLU:HA	3:A:124:PHE:O	2.15	0.45
3:A:89:ASP:OD1	3:A:149:TRP:N	2.46	0.45
3:A:146:LEU:O	3:A:201:ILE:N	2.38	0.45
3:A:147:GLY:HA2	3:A:158:ILE:HD13	1.98	0.45
3:A:292:THR:O	3:A:296:ILE:N	2.40	0.45
3:A:385:HIS:ND1	3:A:385:HIS:C	2.70	0.45
3:A:407:ASP:O	3:A:410:LEU:HB3	2.16	0.45
1:B:47:ASN:HB2	1:B:49:GLU:OE1	2.16	0.45
1:B:409:LYS:NZ	2:C:423:ILE:HG22	2.31	0.45
2:C:82:LEU:O	2:C:87:ILE:HD11	2.16	0.45
2:C:205:LYS:HD3	2:C:205:LYS:N	2.32	0.45
2:C:245:LEU:HB3	2:C:249:LEU:CD1	2.46	0.45
2:C:253:SER:OG	3:D:306:HIS:CB	2.64	0.45
2:C:434:LYS:HG2	2:C:435:GLU:N	2.29	0.45
3:D:33:VAL:HB	3:D:158:ILE:HG21	1.99	0.45
3:D:89:ASP:O	3:D:149:TRP:CB	2.55	0.45
3:D:146:LEU:N	3:D:146:LEU:CD1	2.80	0.45
3:D:257:LEU:C	3:D:257:LEU:CD1	2.82	0.45
4:E:91:LEU:H	4:E:95:VAL:HB	1.81	0.45
4:E:95:VAL:HG22	4:E:123:TYR:CD2	2.52	0.45
4:E:232:ILE:CG2	4:E:233:SER:N	2.79	0.45
4:E:262:THR:HG23	4:E:265:LEU:HD12	1.96	0.45
4:E:313:THR:C	4:E:314:HIS:ND1	2.69	0.45
3:F:41:ILE:HG13	3:F:51:GLU:HB3	1.95	0.45
3:F:130:ILE:CG1	3:F:131:ILE:N	2.79	0.45
3:F:255:VAL:HG23	4:J:264:PHE:CD1	2.51	0.45
3:F:259:VAL:HG13	3:F:262:GLU:OE1	2.17	0.45
1:G:37:LEU:CD2	1:G:179:ALA:C	2.84	0.45
1:G:265:LEU:HA	1:G:268:ASP:OD2	2.17	0.45
1:G:409:LYS:O	1:G:413:GLU:N	2.40	0.45
2:H:14:VAL:HB	2:H:86:LEU:HD21	1.99	0.45
2:H:84:PRO:HG2	2:H:85:GLU:CD	2.37	0.45
2:H:273:LEU:CD2	2:H:276:GLN:HB2	2.44	0.45
3:I:229:THR:O	3:I:232:VAL:CB	2.51	0.45
3:I:263:LEU:CD1	4:J:266:PHE:CZ	2.90	0.45
4:J:54:TRP:C	4:J:118:LEU:HD21	2.36	0.45
4:J:55:ILE:HG13	4:J:57:ILE:CG1	2.41	0.45
4:J:103:TYR:CD2	4:J:104:TYR:N	2.83	0.45

Continued on next page...

Continued from previous page...

Atom-1	Atom-2	Interatomic distance (Å)	Clash overlap (Å)
3:K:72:TYR:C	3:K:72:TYR:HD1	2.18	0.45
3:K:102:ILE:O	3:K:102:ILE:HG22	2.16	0.45
3:K:104:HIS:HB2	3:K:105:MET:SD	2.56	0.45
3:K:147:GLY:HA2	3:K:158:ILE:HD13	1.98	0.45
3:K:201:ILE:HG22	3:K:203:TYR:CE1	2.52	0.45
3:K:227:PHE:C	3:K:230:VAL:HB	2.36	0.45
3:K:259:VAL:HG13	3:K:262:GLU:OE1	2.17	0.45
3:K:302:SER:OG	3:K:400:LYS:O	2.34	0.45
1:L:60:TRP:CD1	1:L:61:THR:N	2.85	0.45
1:L:234:LEU:CA	1:L:237:LEU:HB2	2.46	0.45
2:M:13:ILE:O	2:M:17:TYR:CB	2.57	0.45
2:M:14:VAL:HB	2:M:86:LEU:HD21	1.99	0.45
2:M:84:PRO:HG2	2:M:85:GLU:CD	2.37	0.45
2:M:219:LEU:HG	2:M:221:ILE:HG23	1.98	0.45
2:M:306:CYS:CA	2:M:309:VAL:HB	2.47	0.45
4:O:42:LEU:HD12	4:O:42:LEU:HA	1.80	0.45
4:O:173:ASP:H	4:O:188:ARG:CB	2.29	0.45
4:O:453:ILE:HD12	4:O:454:ALA:CA	2.46	0.45
3:P:110:LEU:CD1	3:P:114:GLY:HA2	2.46	0.45
3:P:292:THR:O	3:P:293:VAL:C	2.55	0.45
3:P:382:ILE:HD12	4:T:424:LYS:NZ	2.31	0.45
1:Q:62:ASP:OD1	1:Q:65:LEU:N	2.49	0.45
1:Q:177:GLN:HA	1:Q:180:PHE:CB	2.46	0.45
1:Q:181:THR:CG2	1:Q:181:THR:O	2.63	0.45
1:Q:234:LEU:CA	1:Q:237:LEU:HB2	2.46	0.45
1:Q:268:ASP:O	1:Q:271:PRO:HD2	2.16	0.45
1:Q:439:PHE:O	1:Q:442:ILE:CG2	2.64	0.45
2:R:80:LEU:O	2:R:112:VAL:HG23	2.16	0.45
2:R:82:LEU:O	2:R:87:ILE:HG13	2.16	0.45
2:R:204:ASP:CG	2:R:205:LYS:H	2.20	0.45
2:R:271:LEU:HD23	2:R:271:LEU:C	2.36	0.45
3:S:33:VAL:HB	3:S:158:ILE:HG21	1.99	0.45
3:S:252:SER:OG	3:S:253:LEU:N	2.48	0.45
3:S:379:VAL:HG22	3:S:382:ILE:HD11	1.98	0.45
4:T:54:TRP:C	4:T:118:LEU:HD21	2.37	0.45
3:U:62:ASP:O	3:U:64:ARG:N	2.49	0.45
3:U:201:ILE:HG22	3:U:203:TYR:CE1	2.52	0.45
3:U:281:THR:HG23	3:U:282:MET:N	2.30	0.45
1:V:62:ASP:OD1	1:V:65:LEU:N	2.49	0.45
1:V:144:MET:HE2	1:V:211:LEU:HD21	1.96	0.45
1:V:192:PRO:HD2	1:V:210:TYR:HB3	1.94	0.45

Continued on next page...

Continued from previous page...

Atom-1	Atom-2	Interatomic distance (Å)	Clash overlap (Å)
1:V:235:ALA:C	1:V:239:PHE:CD2	2.89	0.45
1:V:251:LEU:CD1	2:W:261:ILE:HG21	2.40	0.45
1:V:409:LYS:NZ	2:W:423:ILE:HG22	2.31	0.45
2:W:219:LEU:HG	2:W:221:ILE:HG23	1.98	0.45
2:W:471:PHE:CD1	2:W:472:ILE:N	2.84	0.45
3:X:33:VAL:HB	3:X:158:ILE:HG21	1.99	0.45
3:X:187:TRP:HB2	3:X:199:LEU:HD21	1.93	0.45
3:X:257:LEU:HA	3:X:260:ILE:CB	2.46	0.45
4:Y:33:LYS:NZ	4:Y:160:SER:OG	2.38	0.45
4:Y:240:TYR:C	4:Y:243:PRO:HD2	2.36	0.45
3:Z:146:LEU:N	3:Z:146:LEU:CD1	2.80	0.45
3:Z:221:PRO:HB2	3:Z:224:LEU:HD23	1.98	0.45
1:O:89:ASP:OD2	1:O:149:TYR:N	2.50	0.45
1:O:196:ASN:C	1:O:197:TRP:CG	2.89	0.45
1:O:221:ILE:HA	1:O:224:THR:HB	1.98	0.45
2:1:278:LEU:N	2:1:279:PRO:HD2	2.31	0.45
3:2:32:THR:HB	3:2:59:GLN:O	2.17	0.45
3:2:37:LEU:HD13	3:2:54:VAL:CG1	2.47	0.45
3:2:187:TRP:HB2	3:2:199:LEU:HD21	1.93	0.45
3:2:426:PHE:CE1	3:2:430:LEU:CD1	2.99	0.45
4:3:20:PRO:HB3	4:3:61:ASP:OD2	2.15	0.45
4:3:54:TRP:C	4:3:118:LEU:HD21	2.37	0.45
4:3:91:LEU:H	4:3:95:VAL:HB	1.81	0.45
4:3:95:VAL:HG22	4:3:123:TYR:CD2	2.52	0.45
4:3:123:TYR:N	4:3:123:TYR:HD1	2.15	0.45
4:3:240:TYR:C	4:3:243:PRO:HD2	2.36	0.45
4:3:424:LYS:NZ	3:Z:382:ILE:HD12	2.31	0.45
3:A:38:ILE:O	3:A:39:GLN:HG2	2.11	0.45
3:A:300:HIS:O	3:A:302:SER:N	2.46	0.45
1:B:75:ILE:CD1	1:B:78:LEU:CD1	2.87	0.45
1:B:90:ILE:HA	1:B:147:LYS:O	2.17	0.45
1:B:144:MET:CE	1:B:191:LYS:CE	2.85	0.45
1:B:221:ILE:HA	1:B:224:THR:HB	1.98	0.45
1:B:249:MET:HE2	1:B:250:SER:HB3	1.96	0.45
1:B:265:LEU:HA	1:B:268:ASP:OD2	2.17	0.45
2:C:37:LEU:HD11	2:C:148:PHE:CD1	2.52	0.45
2:C:123:PRO:HD3	3:D:149:TRP:CZ2	2.52	0.45
2:C:296:MET:HE3	2:C:296:MET:N	2.32	0.45
2:C:299:VAL:O	2:C:303:VAL:CG2	2.52	0.45
3:D:3:HIS:O	3:D:7:LEU:N	2.45	0.45
4:E:151:ASN:CA	4:E:205:PHE:HB2	2.46	0.45

Continued on next page...

Continued from previous page...

Atom-1	Atom-2	Interatomic distance (Å)	Clash overlap (Å)
4:E:173:ASP:H	4:E:188:ARG:CB	2.29	0.45
3:F:1:SER:H2	3:F:4:GLU:CB	2.29	0.45
3:F:135:PHE:O	3:F:135:PHE:CG	2.70	0.45
3:F:281:THR:HG23	3:F:282:MET:N	2.30	0.45
3:F:407:ASP:O	3:F:410:LEU:HB3	2.16	0.45
1:G:72:TYR:CD1	1:G:112:HIS:HB2	2.45	0.45
1:G:220:TYR:N	1:G:220:TYR:CD1	2.84	0.45
1:G:456:LEU:HA	1:G:459:SER:OG	2.17	0.45
2:H:30:VAL:HG11	2:H:159:SER:CA	2.47	0.45
2:H:33:ILE:HD12	2:H:158:ILE:HG12	1.99	0.45
2:H:449:VAL:CG1	2:H:452:THR:HG21	2.42	0.45
3:I:257:LEU:C	3:I:260:ILE:H	2.19	0.45
3:I:379:VAL:HG22	3:I:382:ILE:HD11	1.98	0.45
4:J:39:LEU:CD2	4:J:183:TRP:HZ2	2.16	0.45
4:J:107:VAL:HG12	4:J:108:LEU:N	2.27	0.45
4:J:109:VAL:O	4:J:110:TYR:O	2.35	0.45
4:J:195:ASN:O	4:J:204:ASP:OD1	2.34	0.45
3:K:37:LEU:H	3:K:164:ARG:NH2	2.14	0.45
3:K:134:HIS:O	3:K:136:PRO:HD2	2.09	0.45
3:K:138:ASP:O	3:K:139:GLN:CD	2.55	0.45
3:K:255:VAL:CG2	3:K:258:LEU:HD12	2.45	0.45
3:K:281:THR:HG23	3:K:282:MET:N	2.30	0.45
1:L:20:ARG:O	1:L:22:SER:N	2.46	0.45
1:L:33:VAL:HG11	1:L:158:LEU:CD1	2.46	0.45
1:L:75:ILE:HD12	1:L:78:LEU:HB2	1.98	0.45
1:L:131:LYS:C	1:L:133:MET:H	2.20	0.45
1:L:145:VAL:HG13	1:L:208:THR:HA	1.99	0.45
1:L:181:THR:CG2	1:L:181:THR:O	2.63	0.45
1:L:220:TYR:N	1:L:220:TYR:CD1	2.84	0.45
2:M:7:LEU:HD12	2:M:70:ASN:HB2	1.98	0.45
2:M:80:LEU:O	2:M:112:VAL:HG23	2.16	0.45
2:M:249:LEU:N	2:M:249:LEU:CD1	2.79	0.45
3:N:242:LYS:HB2	3:N:245:LEU:HB2	1.98	0.45
4:O:44:GLU:HB3	4:O:280:PRO:CB	2.44	0.45
4:O:95:VAL:HG22	4:O:123:TYR:CD2	2.52	0.45
4:O:123:TYR:N	4:O:123:TYR:HD1	2.15	0.45
4:O:151:ASN:CA	4:O:205:PHE:HB2	2.45	0.45
4:O:237:VAL:HA	4:O:240:TYR:HB2	1.97	0.45
4:O:271:LYS:N	4:O:273:PRO:HD2	2.31	0.45
3:P:135:PHE:O	3:P:135:PHE:CG	2.70	0.45
3:P:259:VAL:HG13	3:P:262:GLU:OE1	2.17	0.45

Continued on next page...

Continued from previous page...

Atom-1	Atom-2	Interatomic distance (Å)	Clash overlap (Å)
1:Q:117:SER:CB	1:Q:119:HIS:NE2	2.80	0.45
1:Q:138:ASP:HA	1:Q:467:PRO:HG2	1.99	0.45
1:Q:203:SER:O	1:Q:205:GLU:HG2	2.16	0.45
2:R:37:LEU:HD11	2:R:148:PHE:CD1	2.52	0.45
2:R:84:PRO:HG2	2:R:85:GLU:CD	2.37	0.45
2:R:233:ILE:C	2:R:235:PRO:HD2	2.36	0.45
3:S:53:ASN:ND2	3:S:121:PRO:O	2.50	0.45
3:S:178:MET:HA	3:S:207:MET:HB3	1.94	0.45
3:S:225:PHE:CD1	3:S:225:PHE:C	2.90	0.45
3:S:298:THR:O	3:S:301:ARG:HG2	2.17	0.45
4:T:6:LEU:HD12	4:T:69:SER:HG	1.79	0.45
4:T:313:THR:C	4:T:314:HIS:ND1	2.69	0.45
3:U:104:HIS:HB2	3:U:105:MET:SD	2.56	0.45
3:U:247:ILE:HG22	3:U:248:SER:H	1.82	0.45
3:U:259:VAL:HG13	3:U:262:GLU:OE1	2.17	0.45
1:V:46:LYS:HG3	1:V:278:PRO:CD	2.47	0.45
1:V:85:VAL:CG1	1:V:86:TRP:N	2.80	0.45
1:V:145:VAL:HG13	1:V:208:THR:HA	1.99	0.45
1:V:221:ILE:HA	1:V:224:THR:HB	1.98	0.45
1:V:463:PRO:HB2	1:V:464:PRO:CD	2.45	0.45
2:W:106:TYR:O	2:W:107:PHE:CD1	2.70	0.45
2:W:106:TYR:C	2:W:107:PHE:CD1	2.85	0.45
2:W:278:LEU:N	2:W:279:PRO:HD2	2.31	0.45
3:X:94:ASN:O	3:X:127:TYR:O	2.34	0.45
3:X:146:LEU:HD22	3:X:203:TYR:OH	2.16	0.45
3:X:266:SER:O	3:X:270:ALA:CB	2.65	0.45
3:X:278:MET:SD	3:X:281:THR:OG1	2.57	0.45
3:X:287:SER:HA	3:X:290:ILE:HD11	1.93	0.45
3:X:413:VAL:HA	3:X:416:LEU:HB2	1.98	0.45
4:Y:74:ILE:HD13	4:Y:74:ILE:H	1.81	0.45
4:Y:91:LEU:HD13	4:Y:145:PHE:CA	2.47	0.45
3:Z:89:ASP:CG	3:Z:150:THR:H	2.20	0.45
3:Z:104:HIS:HB2	3:Z:105:MET:SD	2.56	0.45
3:Z:134:HIS:CD2	3:Z:207:MET:HE3	2.51	0.45
3:Z:179:LYS:HB2	3:Z:206:ILE:HG22	1.99	0.45
3:Z:259:VAL:HG13	3:Z:262:GLU:OE1	2.17	0.45
3:Z:300:HIS:O	3:Z:302:SER:N	2.46	0.45
1:0:81:PRO:CD	2:1:20:HIS:CE1	3.00	0.45
1:0:144:MET:HB2	1:0:209:PHE:HB2	1.98	0.45
1:0:265:LEU:HA	1:0:268:ASP:OD2	2.17	0.45
1:0:279:ILE:CG2	1:0:280:ILE:N	2.48	0.45

Continued on next page...

Continued from previous page...

Atom-1	Atom-2	Interatomic distance (Å)	Clash overlap (Å)
2:1:4:GLU:CB	2:1:72:SER:HB2	2.43	0.45
2:1:219:LEU:HG	2:1:221:ILE:HG23	1.98	0.45
2:1:306:CYS:CA	2:1:309:VAL:HB	2.47	0.45
2:1:447:ASN:O	2:1:448:LEU:C	2.54	0.45
3:2:53:ASN:ND2	3:2:121:PRO:O	2.50	0.45
3:2:89:ASP:HB2	3:2:149:TRP:CD1	2.51	0.45
3:2:227:PHE:HE1	3:2:231:LEU:HD21	1.80	0.45
4:3:183:TRP:HA	4:3:216:ARG:HG2	1.95	0.45
3:A:102:ILE:HG22	3:A:102:ILE:O	2.16	0.45
3:A:135:PHE:O	3:A:135:PHE:CG	2.70	0.45
3:A:138:ASP:O	3:A:139:GLN:CD	2.55	0.45
3:A:190:TYR:HH	3:A:198:TYR:HE1	1.64	0.45
3:A:236:PRO:HB3	3:A:299:HIS:CE1	2.52	0.45
1:B:31:VAL:CG1	1:B:158:LEU:HD21	2.39	0.45
1:B:60:TRP:CD1	1:B:61:THR:N	2.85	0.45
1:B:145:VAL:HG13	1:B:208:THR:HA	1.99	0.45
2:C:35:LEU:CD2	2:C:215:VAL:HG21	2.44	0.45
2:C:108:CYS:SG	2:C:109:ASN:N	2.89	0.45
2:C:204:ASP:CG	2:C:205:LYS:H	2.20	0.45
3:D:37:LEU:HB2	3:D:54:VAL:HG13	1.99	0.45
3:D:227:PHE:CE1	3:D:231:LEU:HG	2.52	0.45
4:E:54:TRP:C	4:E:118:LEU:HD21	2.36	0.45
4:E:236:VAL:O	4:E:240:TYR:N	2.50	0.45
4:E:472:ASN:ND2	4:E:476:GLU:HG3	2.31	0.45
3:F:9:ALA:O	3:F:13:GLU:HG3	2.16	0.45
3:F:133:THR:O	3:F:133:THR:CG2	2.57	0.45
3:F:133:THR:O	3:F:136:PRO:CG	2.64	0.45
3:F:137:PHE:HE1	3:F:210:ILE:HD12	1.69	0.45
3:F:170:PHE:HE1	3:F:176:TRP:CD1	2.34	0.45
1:G:46:LYS:HG3	1:G:278:PRO:CD	2.47	0.45
1:G:203:SER:O	1:G:205:GLU:HG2	2.16	0.45
1:G:434:VAL:HG12	1:G:438:LEU:HD12	1.99	0.45
2:H:59:ASP:OD1	2:H:121:LEU:HB2	2.16	0.45
2:H:77:ILE:HD11	2:H:80:LEU:CB	2.44	0.45
2:H:82:LEU:O	2:H:87:ILE:HG13	2.16	0.45
2:H:481:PRO:HA	2:H:484:LYS:NZ	2.31	0.45
3:I:130:ILE:CD1	3:I:131:ILE:N	2.80	0.45
3:I:227:PHE:CE1	3:I:231:LEU:HG	2.52	0.45
3:I:229:THR:C	3:I:232:VAL:HB	2.34	0.45
3:I:266:SER:O	3:I:270:ALA:CB	2.65	0.45
4:J:156:ASN:HD22	4:J:156:ASN:HA	1.50	0.45

Continued on next page...

Continued from previous page...

Atom-1	Atom-2	Interatomic distance (Å)	Clash overlap (Å)
4:J:271:LYS:N	4:J:273:PRO:HD2	2.31	0.45
3:K:92:LEU:HB2	3:K:95:ASN:HB2	1.98	0.45
3:K:135:PHE:O	3:K:135:PHE:CG	2.70	0.45
3:K:236:PRO:HB3	3:K:299:HIS:CE1	2.52	0.45
3:K:281:THR:O	3:K:285:VAL:CG1	2.59	0.45
3:K:286:ILE:C	3:K:289:ILE:HB	2.37	0.45
3:K:413:VAL:HG12	3:K:417:ILE:CG1	2.47	0.45
1:L:248:LYS:HZ2	1:L:252:SER:CB	2.29	0.45
3:N:31:ILE:CG2	3:N:158:ILE:HG23	2.37	0.45
3:N:36:GLN:NE2	3:N:38:ILE:CG1	2.80	0.45
3:N:227:PHE:CE1	3:N:231:LEU:HG	2.52	0.45
4:O:91:LEU:H	4:O:95:VAL:HB	1.81	0.45
4:O:107:VAL:HG12	4:O:108:LEU:N	2.27	0.45
4:O:240:TYR:C	4:O:243:PRO:HD2	2.36	0.45
3:P:131:ILE:HG13	3:P:133:THR:HB	1.97	0.45
3:P:255:VAL:HG23	4:T:264:PHE:CD1	2.51	0.45
1:Q:38:THR:HG23	1:Q:54:VAL:HA	1.99	0.45
1:Q:131:LYS:C	1:Q:133:MET:H	2.20	0.45
1:Q:145:VAL:HG13	1:Q:208:THR:HA	1.99	0.45
2:R:33:ILE:HD12	2:R:158:ILE:HG12	1.99	0.45
2:R:43:ILE:H	2:R:43:ILE:CD1	2.25	0.45
2:R:306:CYS:CA	2:R:309:VAL:HB	2.47	0.45
2:R:306:CYS:C	2:R:309:VAL:HB	2.37	0.45
2:R:309:VAL:O	2:R:313:HIS:N	2.47	0.45
3:S:227:PHE:HE1	3:S:231:LEU:HD21	1.80	0.45
3:S:227:PHE:CE1	3:S:231:LEU:HG	2.52	0.45
4:T:293:SER:HA	4:T:296:ILE:HG23	1.99	0.45
3:U:135:PHE:O	3:U:135:PHE:CG	2.70	0.45
3:U:219:ILE:O	3:U:219:ILE:CG2	2.64	0.45
3:U:292:THR:O	3:U:293:VAL:C	2.55	0.45
3:U:302:SER:OG	3:U:400:LYS:O	2.34	0.45
3:U:415:MET:O	3:U:419:ILE:N	2.50	0.45
1:V:47:ASN:HB2	1:V:49:GLU:OE1	2.16	0.45
1:V:177:GLN:HA	1:V:180:PHE:CB	2.46	0.45
2:W:59:ASP:OD1	2:W:121:LEU:HB2	2.16	0.45
2:W:180:ASP:CG	2:W:219:LEU:HD13	2.37	0.45
2:W:205:LYS:HD3	2:W:205:LYS:N	2.32	0.45
3:X:432:GLU:HA	3:X:435:GLN:HB3	1.99	0.45
4:Y:123:TYR:N	4:Y:123:TYR:HD1	2.15	0.45
4:Y:236:VAL:O	4:Y:240:TYR:N	2.50	0.45
4:Y:269:ALA:O	4:Y:273:PRO:HD3	2.17	0.45

Continued on next page...

Continued from previous page...

Atom-1	Atom-2	Interatomic distance (Å)	Clash overlap (Å)
3:Z:170:PHE:HE1	3:Z:176:TRP:CD1	2.34	0.45
3:Z:176:TRP:HD1	3:Z:207:MET:HG3	1.82	0.45
1:0:85:VAL:CG1	1:0:86:TRP:N	2.80	0.45
1:0:117:SER:CB	1:0:119:HIS:NE2	2.80	0.45
1:0:463:PRO:HB2	1:0:464:PRO:CD	2.45	0.45
2:1:271:LEU:O	2:1:271:LEU:HD23	2.16	0.45
2:1:318:SER:CB	2:1:447:ASN:ND2	2.72	0.45
3:2:298:THR:O	3:2:301:ARG:HG2	2.17	0.45
3:2:413:VAL:HG12	3:2:417:ILE:CG1	2.44	0.45
3:2:413:VAL:O	3:2:417:ILE:N	2.45	0.45
4:3:1:ASN:C	4:3:3:GLU:N	2.68	0.45
3:A:87:LEU:N	3:A:87:LEU:CD2	2.59	0.45
3:A:134:HIS:O	3:A:136:PRO:HD2	2.09	0.45
3:A:187:TRP:NE1	3:A:196:THR:HG22	2.28	0.45
3:A:415:MET:O	3:A:419:ILE:N	2.50	0.45
1:B:7:LEU:O	1:B:8:LEU:C	2.55	0.45
1:B:236:ILE:HA	1:B:239:PHE:CD2	2.52	0.45
2:C:94:LEU:N	2:C:94:LEU:HD23	2.31	0.45
2:C:106:TYR:O	2:C:107:PHE:CD1	2.70	0.45
2:C:153:TYR:CB	2:C:158:ILE:HB	2.39	0.45
2:C:249:LEU:N	2:C:249:LEU:CD1	2.79	0.45
2:C:273:LEU:O	2:C:277:ARG:HD2	2.17	0.45
3:D:32:THR:HB	3:D:59:GLN:O	2.17	0.45
3:D:274:ILE:HG13	3:D:277:TYR:CD2	2.52	0.45
4:E:132:THR:C	4:E:134:PHE:H	2.10	0.45
4:E:453:ILE:O	4:E:457:LEU:CB	2.64	0.45
3:F:137:PHE:CD1	3:F:435:GLN:OE1	2.70	0.45
3:F:146:LEU:N	3:F:146:LEU:CD1	2.80	0.45
3:F:242:LYS:HZ3	1:G:312:HIS:CE1	2.35	0.45
3:F:247:ILE:HG12	4:J:253:LEU:CD1	2.47	0.45
3:F:292:THR:O	3:F:293:VAL:C	2.55	0.45
1:G:33:VAL:HG11	1:G:158:LEU:CD1	2.46	0.45
1:G:60:TRP:CD1	1:G:61:THR:N	2.85	0.45
2:H:37:LEU:HD11	2:H:148:PHE:CD1	2.52	0.45
2:H:58:MET:O	2:H:58:MET:CG	2.57	0.45
2:H:241:PHE:C	2:H:245:LEU:HG	2.34	0.45
2:H:257:MET:CE	2:H:320:HIS:O	2.64	0.45
2:H:267:GLN:HE21	2:H:267:GLN:HB2	1.50	0.45
3:I:33:VAL:HB	3:I:158:ILE:HG21	1.99	0.45
3:I:33:VAL:HG22	3:I:34:GLY:N	2.32	0.45
3:I:35:LEU:HD11	3:I:54:VAL:CG2	2.43	0.45

Continued on next page...

Continued from previous page...

Atom-1	Atom-2	Interatomic distance (Å)	Clash overlap (Å)
3:I:166:ASP:OD2	3:I:205:PHE:CD2	2.69	0.45
3:I:170:PHE:CD1	3:I:170:PHE:C	2.89	0.45
3:I:426:PHE:CE1	3:I:430:LEU:CD1	2.99	0.45
4:J:5:ARG:H	4:J:5:ARG:HG2	1.33	0.45
4:J:74:ILE:HG12	4:J:76:LEU:O	2.17	0.45
4:J:270:GLN:HA	4:J:273:PRO:HG3	1.98	0.45
3:K:277:TYR:O	3:K:280:PHE:CG	2.69	0.45
3:K:279:LEU:CA	3:K:282:MET:HB2	2.37	0.45
3:K:292:THR:O	3:K:293:VAL:C	2.55	0.45
3:K:416:LEU:CA	3:K:419:ILE:HG22	2.46	0.45
3:K:431:ILE:O	3:K:431:ILE:CG2	2.63	0.45
1:L:406:GLU:CA	1:L:409:LYS:HD2	2.22	0.45
1:L:437:ARG:HD2	1:L:437:ARG:HA	1.67	0.45
2:M:30:VAL:HG11	2:M:159:SER:CA	2.47	0.45
2:M:56:VAL:CG1	2:M:126:PHE:CE2	2.95	0.45
2:M:143:ASN:HA	2:M:220:ILE:HA	1.98	0.45
3:N:1:SER:H2	3:N:4:GLU:HB2	1.80	0.45
3:N:26:THR:CG2	3:N:27:HIS:N	2.79	0.45
3:N:35:LEU:HD11	3:N:54:VAL:CG2	2.43	0.45
3:N:229:THR:C	3:N:232:VAL:HB	2.34	0.45
3:N:413:VAL:HG12	3:N:417:ILE:CG1	2.44	0.45
3:N:413:VAL:HA	3:N:416:LEU:HB2	1.98	0.45
3:P:9:ALA:O	3:P:13:GLU:HG3	2.16	0.45
3:P:104:HIS:HB2	3:P:105:MET:SD	2.56	0.45
3:P:136:PRO:C	3:P:277:TYR:OH	2.55	0.45
3:P:207:MET:O	3:P:207:MET:HE3	2.17	0.45
3:P:416:LEU:CA	3:P:419:ILE:HG22	2.46	0.45
1:Q:20:ARG:O	1:Q:22:SER:N	2.46	0.45
2:R:59:ASP:OD1	2:R:121:LEU:HB2	2.16	0.45
2:R:82:LEU:O	2:R:87:ILE:HD11	2.16	0.45
2:R:447:ASN:O	2:R:449:VAL:CG2	2.33	0.45
3:S:94:ASN:O	3:S:127:TYR:O	2.34	0.45
3:S:229:THR:C	3:S:232:VAL:HB	2.34	0.45
3:S:266:SER:O	3:S:270:ALA:CB	2.65	0.45
3:S:273:LEU:O	3:S:273:LEU:HD23	2.17	0.45
3:S:411:LEU:HD23	3:S:411:LEU:HA	1.69	0.45
4:T:28:ILE:HG12	4:T:29:ASP:N	2.32	0.45
4:T:99:PHE:CZ	4:T:123:TYR:HE2	2.34	0.45
3:U:38:ILE:O	3:U:39:GLN:HG2	2.11	0.45
3:U:82:SER:O	3:U:85:VAL:N	2.43	0.45
3:U:92:LEU:HB2	3:U:95:ASN:HB2	1.99	0.45

Continued on next page...

Continued from previous page...

Atom-1	Atom-2	Interatomic distance (Å)	Clash overlap (Å)
3:U:129:GLU:CD	3:U:140:GLN:HG2	2.36	0.45
3:U:136:PRO:C	3:U:277:TYR:OH	2.55	0.45
3:U:286:ILE:C	3:U:289:ILE:HB	2.37	0.45
3:U:416:LEU:CA	3:U:419:ILE:HG22	2.47	0.45
1:V:31:VAL:CG1	1:V:158:LEU:HD21	2.39	0.45
1:V:130:ILE:HD12	1:V:134:TYR:HE2	1.78	0.45
1:V:181:THR:CG2	1:V:181:THR:O	2.63	0.45
1:V:234:LEU:CA	1:V:237:LEU:HB2	2.46	0.45
1:V:241:LEU:HD13	2:W:314:PHE:CG	2.52	0.45
1:V:434:VAL:HG12	1:V:438:LEU:HD12	1.99	0.45
2:W:84:PRO:HG2	2:W:85:GLU:CD	2.37	0.45
2:W:123:PRO:HD3	3:X:149:TRP:CZ2	2.52	0.45
2:W:132:ILE:HG22	2:W:133:ASN:O	2.17	0.45
3:X:242:LYS:HZ2	4:Y:304:LEU:HD11	1.80	0.45
3:X:252:SER:OG	3:X:253:LEU:N	2.48	0.45
4:Y:28:ILE:HG12	4:Y:29:ASP:N	2.32	0.45
4:Y:56:GLU:HB2	4:Y:118:LEU:HD11	1.98	0.45
4:Y:91:LEU:H	4:Y:95:VAL:HB	1.81	0.45
4:Y:100:GLU:HG3	4:Y:122:ILE:O	2.16	0.45
4:Y:225:ILE:O	4:Y:228:PRO:HG2	2.17	0.45
4:Y:293:SER:HA	4:Y:296:ILE:HG23	1.99	0.45
3:Z:135:PHE:O	3:Z:135:PHE:CG	2.70	0.45
3:Z:145:LYS:NZ	3:Z:202:THR:HG21	2.31	0.45
3:Z:250:LEU:HD11	3:Z:296:ILE:CG2	2.37	0.45
1:0:62:ASP:OD1	1:0:65:LEU:N	2.49	0.45
1:0:429:GLN:HA	1:0:429:GLN:HE21	1.81	0.45
1:0:434:VAL:HG12	1:0:438:LEU:HD12	1.99	0.45
2:1:22:ARG:HG2	2:1:153:TYR:CE2	2.52	0.45
2:1:33:ILE:HD12	2:1:158:ILE:HG12	1.99	0.45
2:1:271:LEU:HD23	2:1:271:LEU:C	2.36	0.45
3:2:266:SER:O	3:2:270:ALA:CB	2.65	0.45
3:2:273:LEU:O	3:2:273:LEU:HD23	2.17	0.45
4:3:66:TRP:CB	4:3:70:GLU:HB3	2.47	0.45
4:3:109:VAL:HG22	4:3:115:MET:HE3	1.98	0.45
4:3:265:LEU:C	4:3:268:ILE:HG23	2.34	0.45
3:A:201:ILE:HG22	3:A:203:TYR:CE1	2.52	0.45
3:A:219:ILE:CG2	3:A:219:ILE:O	2.64	0.45
3:A:234:TYR:CE2	3:A:410:LEU:HD11	2.51	0.45
1:B:138:ASP:HA	1:B:467:PRO:HG2	1.99	0.45
1:B:249:MET:HE1	1:B:250:SER:HB3	1.99	0.45
1:B:429:GLN:HA	1:B:429:GLN:HE21	1.81	0.45

Continued on next page...

Continued from previous page...

Atom-1	Atom-2	Interatomic distance (Å)	Clash overlap (Å)
2:C:12:LEU:HD12	2:C:16:LYS:CE	2.47	0.45
2:C:14:VAL:HB	2:C:86:LEU:HD21	1.99	0.45
2:C:33:ILE:HD12	2:C:158:ILE:HG12	1.99	0.45
2:C:103:ASN:HD22	2:C:106:TYR:HE2	1.53	0.45
2:C:132:ILE:HG22	2:C:133:ASN:O	2.17	0.45
3:D:53:ASN:ND2	3:D:121:PRO:O	2.50	0.45
3:D:187:TRP:CZ2	3:D:196:THR:HA	2.42	0.45
3:D:298:THR:O	3:D:301:ARG:HG2	2.17	0.45
3:D:413:VAL:HA	3:D:416:LEU:HB2	1.98	0.45
4:E:21:ALA:O	4:E:22:LYS:C	2.56	0.45
4:E:74:ILE:HD13	4:E:74:ILE:H	1.81	0.45
4:E:123:TYR:N	4:E:123:TYR:HD1	2.15	0.45
3:F:72:TYR:C	3:F:72:TYR:HD1	2.18	0.45
3:F:110:LEU:CD1	3:F:114:GLY:HA2	2.46	0.45
3:F:227:PHE:CZ	1:G:303:ASN:ND2	2.84	0.45
1:G:38:THR:HG23	1:G:54:VAL:HA	1.99	0.45
1:G:47:ASN:HB2	1:G:49:GLU:OE1	2.16	0.45
1:G:192:PRO:HD2	1:G:210:TYR:HB3	1.94	0.45
1:G:226:VAL:C	1:G:230:LEU:HG	2.37	0.45
2:H:77:ILE:HD11	2:H:80:LEU:CG	2.47	0.45
2:H:106:TYR:O	2:H:107:PHE:CD1	2.70	0.45
2:H:273:LEU:O	2:H:277:ARG:HD2	2.17	0.45
2:H:293:MET:O	2:H:297:SER:N	2.41	0.45
2:H:430:VAL:O	2:H:434:LYS:N	2.41	0.45
3:I:36:GLN:NE2	3:I:38:ILE:CG1	2.80	0.45
3:I:235:LEU:CD2	4:J:308:LEU:CG	2.93	0.45
3:I:277:TYR:HD1	3:I:280:PHE:CE2	2.35	0.45
3:I:374:SER:O	3:I:377:GLU:HB3	2.16	0.45
4:J:99:PHE:CZ	4:J:123:TYR:HE2	2.34	0.45
4:J:173:ASP:H	4:J:188:ARG:CB	2.29	0.45
3:K:130:ILE:CG1	3:K:131:ILE:N	2.79	0.45
3:K:190:TYR:HH	3:K:198:TYR:HE1	1.65	0.45
1:L:138:ASP:HA	1:L:467:PRO:HG2	1.99	0.45
1:L:226:VAL:HG23	1:L:227:PRO:CD	2.46	0.45
2:M:205:LYS:HD3	2:M:205:LYS:N	2.32	0.45
2:M:278:LEU:N	2:M:279:PRO:HD2	2.31	0.45
2:M:292:LEU:HD23	2:M:295:ILE:HD12	1.98	0.45
2:M:447:ASN:O	2:M:448:LEU:C	2.54	0.45
3:N:37:LEU:HB2	3:N:54:VAL:HG13	1.99	0.45
3:N:48:GLN:HB2	3:N:130:ILE:HG23	1.98	0.45
3:N:149:TRP:CD2	3:N:150:THR:N	2.84	0.45

Continued on next page...

Continued from previous page...

Atom-1	Atom-2	Interatomic distance (Å)	Clash overlap (Å)
3:N:274:ILE:HG13	3:N:277:TYR:CD2	2.52	0.45
4:O:91:LEU:HD13	4:O:145:PHE:CA	2.47	0.45
4:O:472:ASN:O	4:O:472:ASN:ND2	2.48	0.45
3:P:20:ARG:HA	3:P:21:PRO:HD2	1.85	0.45
3:P:179:LYS:HB2	3:P:206:ILE:HG22	1.99	0.45
3:P:212:LEU:HA	3:P:215:VAL:HG21	1.94	0.45
3:P:285:VAL:HG13	3:P:286:ILE:CG1	2.47	0.45
1:Q:134:TYR:C	1:Q:279:ILE:HD13	2.36	0.45
1:Q:136:PRO:CG	1:Q:280:ILE:HD11	2.46	0.45
1:Q:291:VAL:HG13	1:Q:292:ALA:N	2.32	0.45
2:R:56:VAL:CG1	2:R:126:PHE:HE2	2.21	0.45
2:R:77:ILE:HD11	2:R:80:LEU:CB	2.44	0.45
2:R:123:PRO:HD3	3:S:149:TRP:CZ2	2.52	0.45
2:R:205:LYS:HD3	2:R:205:LYS:N	2.32	0.45
3:S:78:ILE:HD12	3:S:78:ILE:C	2.35	0.45
3:S:413:VAL:O	3:S:417:ILE:N	2.45	0.45
4:T:74:ILE:HD13	4:T:74:ILE:H	1.81	0.45
4:T:209:ILE:CG1	4:T:211:PHE:HE1	2.28	0.45
3:U:138:ASP:O	3:U:139:GLN:CD	2.55	0.45
3:U:227:PHE:CZ	1:V:303:ASN:ND2	2.84	0.45
3:U:234:TYR:CE2	3:U:410:LEU:HD11	2.51	0.45
3:U:255:VAL:HG23	4:Y:264:PHE:CD1	2.51	0.45
1:V:38:THR:HG23	1:V:54:VAL:HA	1.99	0.45
1:V:226:VAL:O	1:V:230:LEU:CB	2.64	0.45
1:V:265:LEU:HA	1:V:268:ASP:OD2	2.17	0.45
1:V:437:ARG:HA	1:V:437:ARG:HD2	1.68	0.45
2:W:266:ALA:HB2	3:X:251:LEU:HD13	1.99	0.45
3:X:37:LEU:HD13	3:X:54:VAL:CG1	2.47	0.45
3:X:46:VAL:HA	3:X:272:PRO:CG	2.47	0.45
4:Y:74:ILE:HG12	4:Y:76:LEU:O	2.17	0.45
3:Z:137:PHE:CD1	3:Z:435:GLN:OE1	2.70	0.45
3:Z:234:TYR:CE2	3:Z:410:LEU:HD11	2.51	0.45
1:0:90:ILE:HA	1:0:147:LYS:O	2.17	0.45
1:0:108:VAL:HG13	1:0:118:TRP:CB	2.45	0.45
1:0:258:ALA:HB2	2:1:265:LEU:CD2	2.44	0.45
1:0:456:LEU:HA	1:0:459:SER:OG	2.17	0.45
2:1:82:LEU:O	2:1:87:ILE:HG13	2.16	0.45
2:1:306:CYS:C	2:1:309:VAL:HB	2.37	0.45
3:2:274:ILE:HG13	3:2:277:TYR:CD2	2.52	0.45
4:3:105:ALA:HB3	4:3:117:TRP:HE1	1.82	0.45
4:3:270:GLN:HA	4:3:273:PRO:HG3	1.98	0.45

Continued on next page...

Continued from previous page...

Atom-1	Atom-2	Interatomic distance (Å)	Clash overlap (Å)
4:3:475:PRO:C	4:3:477:PHE:N	2.68	0.45
3:A:146:LEU:HD22	3:A:203:TYR:OH	2.17	0.45
3:A:227:PHE:C	3:A:230:VAL:HB	2.36	0.45
3:A:286:ILE:C	3:A:289:ILE:HB	2.37	0.45
3:A:289:ILE:O	3:A:292:THR:OG1	2.34	0.45
3:A:416:LEU:CA	3:A:419:ILE:HG22	2.47	0.45
2:C:180:ASP:CG	2:C:219:LEU:HD13	2.37	0.45
2:C:449:VAL:CG1	2:C:452:THR:HG21	2.42	0.45
4:E:71:TYR:CD1	4:E:111:ASN:CG	2.91	0.45
4:E:225:ILE:O	4:E:228:PRO:HG2	2.17	0.45
3:F:104:HIS:C	3:F:105:MET:SD	2.95	0.45
3:F:138:ASP:O	3:F:139:GLN:CD	2.55	0.45
3:F:208:GLN:OE1	3:F:435:GLN:CG	2.63	0.45
3:F:235:LEU:HA	1:G:306:HIS:HD2	1.67	0.45
3:F:292:THR:O	3:F:296:ILE:N	2.40	0.45
3:F:302:SER:OG	3:F:400:LYS:O	2.34	0.45
1:G:45:GLU:OE1	1:G:134:TYR:HB3	2.17	0.45
1:G:117:SER:CB	1:G:119:HIS:NE2	2.80	0.45
1:G:130:ILE:HD12	1:G:134:TYR:HE2	1.78	0.45
1:G:241:LEU:HD13	2:H:314:PHE:CG	2.52	0.45
2:H:12:LEU:HD12	2:H:16:LYS:CE	2.47	0.45
2:H:148:PHE:CB	2:H:215:VAL:HG23	2.37	0.45
2:H:266:ALA:HB2	3:I:251:LEU:HD13	1.99	0.45
3:I:46:VAL:HA	3:I:272:PRO:CG	2.47	0.45
3:I:250:LEU:HD23	3:I:253:LEU:CD1	2.47	0.45
4:J:58:GLN:HA	4:J:59:TRP:HE3	1.82	0.45
4:J:66:TRP:CB	4:J:70:GLU:HB3	2.47	0.45
4:J:311:PRO:CD	4:J:440:VAL:HG22	2.47	0.45
3:K:45:GLU:HB2	3:K:209:ARG:HH12	1.78	0.45
3:K:289:ILE:O	3:K:292:THR:OG1	2.34	0.45
3:K:415:MET:O	3:K:419:ILE:N	2.50	0.45
1:L:7:LEU:O	1:L:8:LEU:C	2.55	0.45
1:L:226:VAL:O	1:L:230:LEU:CB	2.64	0.45
1:L:409:LYS:NZ	2:M:423:ILE:HG22	2.31	0.45
2:M:22:ARG:HA	2:M:23:PRO:HD2	1.83	0.45
2:M:62:TRP:CH2	2:M:120:TRP:HB3	2.52	0.45
2:M:273:LEU:O	2:M:277:ARG:HD2	2.17	0.45
3:N:60:TRP:CE2	3:N:86:TRP:CH2	3.05	0.45
3:N:250:LEU:HD23	3:N:253:LEU:CD1	2.47	0.45
3:N:298:THR:O	3:N:301:ARG:HG2	2.17	0.45
4:O:21:ALA:O	4:O:22:LYS:C	2.56	0.45

Continued on next page...

Continued from previous page...

Atom-1	Atom-2	Interatomic distance (Å)	Clash overlap (Å)
4:O:28:ILE:HG12	4:O:29:ASP:N	2.32	0.45
3:P:102:ILE:HG22	3:P:102:ILE:O	2.16	0.45
3:P:138:ASP:O	3:P:139:GLN:CD	2.55	0.45
3:P:176:TRP:HD1	3:P:207:MET:HG3	1.82	0.45
3:P:262:GLU:CG	4:T:271:LYS:HZ1	2.29	0.45
1:Q:7:LEU:O	1:Q:8:LEU:C	2.55	0.45
1:Q:45:GLU:OE1	1:Q:134:TYR:HB3	2.17	0.45
1:Q:238:VAL:CA	1:Q:248:LYS:HZ1	2.30	0.45
1:Q:241:LEU:HD13	2:R:314:PHE:CG	2.52	0.45
1:Q:265:LEU:HA	1:Q:268:ASP:OD2	2.17	0.45
2:R:83:ARG:CB	2:R:84:PRO:HD2	2.33	0.45
2:R:106:TYR:O	2:R:107:PHE:CD1	2.70	0.45
2:R:204:ASP:H	2:R:207:PRO:CG	2.27	0.45
3:S:89:ASP:CB	3:S:149:TRP:CD1	3.00	0.45
3:S:89:ASP:HB2	3:S:149:TRP:CD1	2.51	0.45
3:S:144:MET:HE1	3:S:205:PHE:CZ	2.52	0.45
3:S:213:TYR:O	3:S:216:VAL:HG23	2.16	0.45
3:U:130:ILE:HD13	3:U:130:ILE:N	2.29	0.45
3:U:179:LYS:HB2	3:U:206:ILE:HG22	1.99	0.45
1:V:7:LEU:O	1:V:8:LEU:C	2.55	0.45
1:V:117:SER:CB	1:V:119:HIS:NE2	2.80	0.45
1:V:134:TYR:C	1:V:279:ILE:HD13	2.36	0.45
1:V:197:TRP:HB3	1:V:204:TYR:HD1	1.82	0.45
1:V:238:VAL:CA	1:V:248:LYS:HZ1	2.30	0.45
1:V:268:ASP:O	1:V:271:PRO:HD2	2.16	0.45
1:V:406:GLU:HG2	1:V:409:LYS:CD	2.46	0.45
2:W:33:ILE:HD12	2:W:158:ILE:HG12	1.99	0.45
2:W:77:ILE:HD11	2:W:80:LEU:CG	2.47	0.45
3:X:134:HIS:CE1	3:X:209:ARG:CD	2.75	0.45
3:X:277:TYR:HD1	3:X:280:PHE:CE2	2.35	0.45
3:X:277:TYR:HA	3:X:280:PHE:CZ	2.52	0.45
3:X:298:THR:O	3:X:301:ARG:HG2	2.17	0.45
4:Y:311:PRO:CD	4:Y:440:VAL:HG22	2.47	0.45
3:Z:51:GLU:HA	3:Z:124:PHE:O	2.15	0.45
3:Z:69:PRO:HA	3:Z:73:GLY:HA3	1.99	0.45
3:Z:72:TYR:C	3:Z:72:TYR:HD1	2.18	0.45
3:Z:138:ASP:O	3:Z:139:GLN:CD	2.55	0.45
3:Z:219:ILE:CG2	3:Z:219:ILE:O	2.64	0.45
3:Z:227:PHE:C	3:Z:230:VAL:HB	2.36	0.45
3:Z:247:ILE:HG22	3:Z:248:SER:H	1.82	0.45
3:Z:281:THR:O	3:Z:285:VAL:CG1	2.59	0.45

Continued on next page...

Continued from previous page...

Atom-1	Atom-2	Interatomic distance (Å)	Clash overlap (Å)
3:Z:292:THR:O	3:Z:293:VAL:C	2.55	0.45
3:Z:415:MET:O	3:Z:419:ILE:N	2.50	0.45
1:0:134:TYR:C	1:0:279:ILE:HD13	2.36	0.44
2:1:292:LEU:HD23	2:1:292:LEU:HA	1.85	0.44
3:2:46:VAL:HA	3:2:272:PRO:CG	2.47	0.44
3:2:95:ASN:HD22	3:2:127:TYR:C	2.21	0.44
3:2:166:ASP:OD2	3:2:205:PHE:CD2	2.69	0.44
3:2:214:PHE:HE1	3:2:267:THR:HG21	1.81	0.44
3:2:413:VAL:HA	3:2:416:LEU:HB2	1.98	0.44
4:3:293:SER:HA	4:3:296:ILE:HG23	1.99	0.44
4:3:311:PRO:CD	4:3:440:VAL:HG22	2.47	0.44
4:3:312:ASN:H	4:3:440:VAL:HG11	1.82	0.44
3:A:250:LEU:HD11	3:A:296:ILE:CG2	2.37	0.44
3:A:256:PHE:CD1	3:A:256:PHE:N	2.85	0.44
3:A:413:VAL:HG12	3:A:417:ILE:CG1	2.47	0.44
1:B:38:THR:HG23	1:B:54:VAL:HA	1.99	0.44
1:B:177:GLN:HA	1:B:180:PHE:CB	2.46	0.44
1:B:245:ALA:HB1	2:C:320:HIS:CD2	2.52	0.44
2:C:7:LEU:HD23	2:C:10:ASP:CB	2.37	0.44
2:C:181:PRO:CD	2:C:192:ILE:HG21	2.45	0.44
2:C:230:ILE:HG12	2:C:231:ASN:H	1.81	0.44
3:D:273:LEU:O	3:D:273:LEU:HD23	2.17	0.44
4:E:28:ILE:HG12	4:E:29:ASP:N	2.32	0.44
3:F:134:HIS:CD2	3:F:207:MET:CE	3.00	0.44
3:F:146:LEU:HD22	3:F:203:TYR:OH	2.17	0.44
3:F:148:ILE:CG2	3:F:198:TYR:CB	2.88	0.44
3:F:158:ILE:O	3:F:158:ILE:CG2	2.65	0.44
3:F:207:MET:O	3:F:207:MET:HE3	2.17	0.44
3:F:413:VAL:HG12	3:F:417:ILE:CG1	2.47	0.44
1:G:131:LYS:C	1:G:133:MET:H	2.20	0.44
2:H:63:TYR:CD1	2:H:116:GLY:HA3	2.50	0.44
2:H:154:ASN:HA	2:H:211:ASN:HB2	1.99	0.44
2:H:299:VAL:O	2:H:303:VAL:CG2	2.52	0.44
3:I:92:LEU:HD13	3:I:146:LEU:CD2	2.47	0.44
3:I:229:THR:HA	3:I:232:VAL:HG21	1.92	0.44
3:I:432:GLU:HA	3:I:435:GLN:HB3	1.99	0.44
4:J:28:ILE:HG12	4:J:29:ASP:N	2.32	0.44
4:J:312:ASN:H	4:J:440:VAL:HG11	1.82	0.44
4:J:453:ILE:HD12	4:J:454:ALA:CA	2.46	0.44
3:K:90:LEU:HD13	3:K:100:PHE:CE2	2.41	0.44
3:K:146:LEU:HD22	3:K:203:TYR:OH	2.17	0.44

Continued on next page...

Continued from previous page...

Atom-1	Atom-2	Interatomic distance (Å)	Clash overlap (Å)
3:K:179:LYS:HB2	3:K:206:ILE:HG22	1.99	0.44
3:K:201:ILE:HG21	3:K:203:TYR:CE1	2.43	0.44
1:L:197:TRP:HB3	1:L:204:TYR:HD1	1.82	0.44
1:L:236:ILE:HA	1:L:239:PHE:CD2	2.52	0.44
2:M:22:ARG:HG2	2:M:153:TYR:CE2	2.52	0.44
2:M:30:VAL:CG1	2:M:159:SER:CB	2.88	0.44
2:M:77:ILE:HD11	2:M:80:LEU:HD22	2.00	0.44
2:M:106:TYR:O	2:M:107:PHE:CD1	2.70	0.44
2:M:230:ILE:HG12	2:M:231:ASN:H	1.81	0.44
3:N:37:LEU:HD13	3:N:54:VAL:CG1	2.47	0.44
3:N:78:ILE:HD12	3:N:78:ILE:C	2.35	0.44
3:N:89:ASP:O	3:N:149:TRP:CB	2.55	0.44
3:N:155:LYS:HD3	3:N:155:LYS:HA	1.83	0.44
4:O:74:ILE:HG12	4:O:76:LEU:O	2.17	0.44
4:O:236:VAL:O	4:O:240:TYR:N	2.50	0.44
4:O:247:GLY:N	4:O:250:LYS:HZ2	2.15	0.44
4:O:299:ASN:CA	4:O:302:ILE:HB	2.47	0.44
3:P:134:HIS:CD2	3:P:207:MET:CE	3.01	0.44
3:P:221:PRO:HB2	3:P:224:LEU:HD23	1.98	0.44
3:P:227:PHE:CZ	1:Q:303:ASN:ND2	2.84	0.44
3:P:291:VAL:CG1	3:P:295:VAL:HG21	2.40	0.44
1:Q:136:PRO:HB3	1:Q:280:ILE:CD1	2.42	0.44
1:Q:226:VAL:C	1:Q:230:LEU:HG	2.37	0.44
1:Q:434:VAL:HG12	1:Q:438:LEU:HD12	1.99	0.44
1:Q:463:PRO:HB2	1:Q:464:PRO:CD	2.45	0.44
2:R:122:PRO:CB	2:R:123:PRO:CD	2.87	0.44
2:R:199:LYS:HZ3	2:R:200:ASN:CA	2.26	0.44
2:R:279:PRO:HA	2:R:282:ALA:HB2	1.94	0.44
3:S:36:GLN:NE2	3:S:38:ILE:CG1	2.80	0.44
3:S:92:LEU:HB2	3:S:96:ALA:CA	2.46	0.44
3:S:257:LEU:HA	3:S:260:ILE:CB	2.46	0.44
3:S:277:TYR:HA	3:S:280:PHE:CZ	2.52	0.44
4:T:58:GLN:HA	4:T:59:TRP:HE3	1.82	0.44
4:T:269:ALA:O	4:T:273:PRO:HD3	2.17	0.44
4:T:451:PHE:HA	4:T:454:ALA:HB3	1.98	0.44
3:U:134:HIS:CD2	3:U:207:MET:CE	3.01	0.44
3:U:146:LEU:N	3:U:201:ILE:O	2.48	0.44
1:V:90:ILE:HA	1:V:147:LYS:O	2.17	0.44
1:V:226:VAL:HG23	1:V:227:PRO:CD	2.46	0.44
1:V:226:VAL:C	1:V:230:LEU:HG	2.37	0.44
3:X:37:LEU:N	3:X:164:ARG:NH2	2.56	0.44

Continued on next page...

Continued from previous page...

Atom-1	Atom-2	Interatomic distance (Å)	Clash overlap (Å)
3:X:250:LEU:HD23	3:X:253:LEU:CD1	2.47	0.44
3:X:274:ILE:HG13	3:X:277:TYR:CD2	2.52	0.44
3:X:397:GLU:HG3	3:X:401:TYR:HE2	1.82	0.44
4:Y:66:TRP:CB	4:Y:70:GLU:HB3	2.47	0.44
3:Z:292:THR:O	3:Z:296:ILE:N	2.39	0.44
3:Z:385:HIS:ND1	3:Z:385:HIS:C	2.70	0.44
3:Z:413:VAL:HG12	3:Z:417:ILE:CG1	2.47	0.44
1:0:87:GLN:CD	1:0:104:LEU:HD11	2.38	0.44
1:0:145:VAL:HG13	1:0:208:THR:HA	1.99	0.44
1:0:245:ALA:HB1	2:1:320:HIS:CD2	2.52	0.44
1:0:261:VAL:HG23	3:Z:256:PHE:HE1	1.72	0.44
2:1:14:VAL:HB	2:1:86:LEU:HD21	1.99	0.44
2:1:30:VAL:CG1	2:1:159:SER:CB	2.88	0.44
2:1:77:ILE:HD11	2:1:80:LEU:HD22	1.99	0.44
2:1:123:PRO:HD3	3:2:149:TRP:CZ2	2.52	0.44
3:2:415:MET:O	3:2:419:ILE:N	2.49	0.44
4:3:59:TRP:HE1	4:3:84:LEU:CD2	2.25	0.44
3:A:52:THR:O	3:A:123:ILE:CG1	2.58	0.44
3:A:170:PHE:HE1	3:A:176:TRP:CD1	2.34	0.44
3:A:179:LYS:HB2	3:A:206:ILE:HG22	1.99	0.44
3:A:190:TYR:C	3:A:192:CYS:N	2.71	0.44
3:A:255:VAL:CG2	3:A:258:LEU:HD12	2.45	0.44
3:A:259:VAL:HG13	3:A:262:GLU:OE1	2.17	0.44
3:A:398:GLU:C	3:A:400:LYS:N	2.70	0.44
1:B:129:THR:O	1:B:129:THR:CG2	2.57	0.44
1:B:432:ALA:O	1:B:436:ASP:OD2	2.36	0.44
1:B:434:VAL:HG12	1:B:438:LEU:HD12	1.99	0.44
2:C:7:LEU:HD12	2:C:70:ASN:HB2	1.98	0.44
2:C:30:VAL:HG11	2:C:159:SER:CA	2.47	0.44
2:C:63:TYR:CD1	2:C:116:GLY:HA3	2.50	0.44
2:C:469:THR:O	2:C:473:PHE:CB	2.58	0.44
3:D:214:PHE:HE1	3:D:267:THR:HG21	1.81	0.44
4:E:312:ASN:H	4:E:440:VAL:HG11	1.82	0.44
4:E:451:PHE:HA	4:E:454:ALA:HB3	1.98	0.44
3:F:46:VAL:HG12	3:F:47:ASN:N	2.31	0.44
3:F:186:HIS:HE1	3:F:187:TRP:O	1.96	0.44
3:F:234:TYR:CE2	3:F:410:LEU:HD11	2.51	0.44
3:F:236:PRO:HB3	3:F:299:HIS:CE1	2.52	0.44
1:G:81:PRO:CD	2:H:20:HIS:CE1	3.00	0.44
1:G:236:ILE:O	1:G:240:TYR:CB	2.61	0.44
2:H:306:CYS:C	2:H:309:VAL:HB	2.37	0.44

Continued on next page...

Continued from previous page...

Atom-1	Atom-2	Interatomic distance (Å)	Clash overlap (Å)
3:I:17:LYS:HE3	3:I:84:ASP:HA	1.99	0.44
3:I:60:TRP:CE2	3:I:86:TRP:CH2	3.05	0.44
3:I:219:ILE:HD12	3:I:219:ILE:O	2.18	0.44
3:I:274:ILE:HG13	3:I:277:TYR:CD2	2.52	0.44
4:J:269:ALA:O	4:J:273:PRO:HD3	2.17	0.44
3:K:170:PHE:HE1	3:K:176:TRP:CD1	2.34	0.44
3:K:223:LEU:HA	3:K:226:SER:CB	2.48	0.44
3:K:256:PHE:CD1	3:K:256:PHE:N	2.85	0.44
3:K:262:GLU:CG	4:O:271:LYS:HZ1	2.29	0.44
1:L:21:PRO:CG	1:L:60:TRP:HE1	2.22	0.44
1:L:136:PRO:O	1:L:139:TRP:N	2.43	0.44
2:M:12:LEU:HD12	2:M:16:LYS:CE	2.47	0.44
2:M:141:TRP:CB	2:M:221:ILE:O	2.66	0.44
2:M:180:ASP:CG	2:M:219:LEU:HD13	2.37	0.44
3:N:49:ILE:CG2	3:N:125:LYS:HE3	2.48	0.44
3:N:53:ASN:ND2	3:N:121:PRO:O	2.50	0.44
3:N:135:PHE:CG	3:N:210:ILE:CG1	2.95	0.44
4:O:100:GLU:HG3	4:O:122:ILE:O	2.16	0.44
3:P:104:HIS:C	3:P:105:MET:SD	2.95	0.44
3:P:190:TYR:C	3:P:192:CYS:N	2.71	0.44
3:P:227:PHE:C	3:P:230:VAL:HB	2.36	0.44
1:Q:37:LEU:CD2	1:Q:179:ALA:C	2.85	0.44
1:Q:51:THR:OG1	1:Q:125:ARG:NH1	2.45	0.44
1:Q:87:GLN:CD	1:Q:104:LEU:HD11	2.38	0.44
1:Q:197:TRP:HB3	1:Q:204:TYR:HD1	1.82	0.44
1:Q:217:PRO:CB	1:Q:219:PHE:CE2	3.01	0.44
2:R:42:LEU:O	2:R:185:THR:HB	2.16	0.44
2:R:58:MET:CE	2:R:105:ALA:O	2.64	0.44
2:R:141:TRP:CH2	2:R:223:ARG:CB	2.98	0.44
3:S:46:VAL:HA	3:S:272:PRO:CG	2.47	0.44
3:S:419:ILE:HD12	3:S:420:ILE:H	1.78	0.44
4:T:109:VAL:O	4:T:110:TYR:O	2.35	0.44
4:T:123:TYR:N	4:T:123:TYR:HD1	2.15	0.44
4:T:311:PRO:CD	4:T:440:VAL:HG22	2.47	0.44
3:U:176:TRP:HD1	3:U:207:MET:HG3	1.82	0.44
3:U:221:PRO:HB2	3:U:224:LEU:HD23	1.98	0.44
3:U:418:CYS:O	3:U:422:THR:CB	2.66	0.44
1:V:37:LEU:CD2	1:V:179:ALA:C	2.84	0.44
2:W:22:ARG:HG2	2:W:153:TYR:CE2	2.52	0.44
2:W:82:LEU:O	2:W:87:ILE:HD11	2.16	0.44
2:W:273:LEU:O	2:W:277:ARG:HD2	2.17	0.44

Continued on next page...

Continued from previous page...

Atom-1	Atom-2	Interatomic distance (Å)	Clash overlap (Å)
2:W:306:CYS:C	2:W:309:VAL:HB	2.37	0.44
2:W:455:ARG:O	2:W:459:PHE:CD1	2.62	0.44
3:X:60:TRP:CE2	3:X:86:TRP:CH2	3.05	0.44
3:X:135:PHE:O	3:X:210:ILE:CG1	2.63	0.44
3:X:263:LEU:HD11	4:Y:266:PHE:HZ	1.74	0.44
3:X:379:VAL:HG22	3:X:382:ILE:HD11	1.98	0.44
3:X:419:ILE:O	3:X:423:VAL:N	2.51	0.44
4:Y:21:ALA:O	4:Y:22:LYS:C	2.56	0.44
4:Y:44:GLU:HG2	4:Y:129:ILE:HB	1.86	0.44
3:Z:236:PRO:HB3	3:Z:299:HIS:CE1	2.52	0.44
1:0:60:TRP:CD1	1:0:61:THR:N	2.85	0.44
1:0:236:ILE:HA	1:0:239:PHE:CD2	2.52	0.44
1:0:289:ILE:HG22	1:0:293:PHE:CE2	2.53	0.44
2:1:7:LEU:HD12	2:1:70:ASN:HB2	1.98	0.44
3:2:29:VAL:HG11	3:2:60:TRP:NE1	2.27	0.44
3:2:33:VAL:HB	3:2:158:ILE:HG21	1.99	0.44
3:2:33:VAL:HG22	3:2:34:GLY:N	2.32	0.44
3:2:53:ASN:CB	3:2:123:ILE:HG12	2.35	0.44
3:2:178:MET:SD	3:2:207:MET:CG	3.06	0.44
4:3:109:VAL:O	4:3:110:TYR:O	2.35	0.44
4:3:172:ILE:HG22	4:3:175:GLU:HB3	1.98	0.44
4:3:269:ALA:O	4:3:273:PRO:HD3	2.17	0.44
3:A:37:LEU:H	3:A:164:ARG:NH2	2.14	0.44
3:A:59:GLN:HE22	3:A:117:MET:CB	2.31	0.44
3:A:62:ASP:C	3:A:64:ARG:N	2.71	0.44
3:A:62:ASP:O	3:A:64:ARG:N	2.49	0.44
3:A:66:ARG:HA	3:A:113:THR:O	2.18	0.44
3:A:133:THR:O	3:A:136:PRO:CG	2.64	0.44
3:A:137:PHE:CD1	3:A:435:GLN:OE1	2.70	0.44
1:B:87:GLN:CD	1:B:104:LEU:HD11	2.38	0.44
1:B:134:TYR:C	1:B:279:ILE:HD13	2.36	0.44
1:B:220:TYR:HD2	1:B:223:TYR:HH	1.59	0.44
1:B:235:ALA:CB	1:B:239:PHE:CE2	2.98	0.44
2:C:306:CYS:CA	2:C:309:VAL:HB	2.47	0.44
2:C:449:VAL:HG12	2:C:452:THR:HB	1.97	0.44
3:D:38:ILE:C	3:D:169:THR:CG2	2.84	0.44
3:D:219:ILE:HD12	3:D:219:ILE:O	2.17	0.44
3:D:247:ILE:HD13	3:D:247:ILE:HA	1.87	0.44
3:F:62:ASP:C	3:F:64:ARG:N	2.71	0.44
3:F:66:ARG:HA	3:F:113:THR:O	2.18	0.44
3:F:92:LEU:HB2	3:F:95:ASN:HB2	1.98	0.44

Continued on next page...

Continued from previous page...

Atom-1	Atom-2	Interatomic distance (Å)	Clash overlap (Å)
3:F:131:ILE:C	3:F:133:THR:H	2.18	0.44
1:G:85:VAL:CG1	1:G:86:TRP:N	2.80	0.44
2:H:318:SER:CB	2:H:447:ASN:ND2	2.72	0.44
3:I:32:THR:HB	3:I:59:GLN:O	2.17	0.44
3:I:48:GLN:HB2	3:I:130:ILE:HG23	1.98	0.44
3:I:78:ILE:HD12	3:I:78:ILE:C	2.35	0.44
3:I:78:ILE:CD1	3:I:110:LEU:CG	2.94	0.44
3:I:80:LEU:HD22	3:I:110:LEU:CD2	2.44	0.44
3:I:287:SER:HA	3:I:290:ILE:HD11	1.93	0.44
3:I:298:THR:O	3:I:301:ARG:HG2	2.17	0.44
3:K:66:ARG:HA	3:K:113:THR:O	2.18	0.44
3:K:69:PRO:HA	3:K:73:GLY:HA3	1.99	0.44
3:K:219:ILE:O	3:K:219:ILE:CG2	2.64	0.44
3:K:250:LEU:HD13	3:K:296:ILE:HG21	1.95	0.44
3:K:279:LEU:HD13	3:K:282:MET:HG2	2.00	0.44
1:L:256:LEU:HD22	1:L:298:SER:CB	2.43	0.44
2:M:148:PHE:CB	2:M:215:VAL:HG23	2.37	0.44
2:M:296:MET:HE3	2:M:296:MET:N	2.32	0.44
3:N:20:ARG:O	3:N:22:VAL:N	2.49	0.44
3:N:49:ILE:HG21	3:N:125:LYS:HZ2	1.73	0.44
3:N:145:LYS:C	3:N:146:LEU:CD1	2.66	0.44
3:N:266:SER:O	3:N:270:ALA:CB	2.65	0.44
4:O:66:TRP:CB	4:O:70:GLU:HB3	2.47	0.44
4:O:109:VAL:HG13	4:O:115:MET:HE1	1.98	0.44
4:O:269:ALA:O	4:O:273:PRO:HD3	2.17	0.44
3:P:46:VAL:HG12	3:P:47:ASN:N	2.31	0.44
3:P:62:ASP:O	3:P:64:ARG:N	2.49	0.44
3:P:133:THR:O	3:P:136:PRO:CG	2.64	0.44
3:P:418:CYS:O	3:P:422:THR:CB	2.66	0.44
1:Q:130:ILE:CG2	1:Q:134:TYR:CE2	3.01	0.44
1:Q:456:LEU:O	1:Q:460:HIS:N	2.39	0.44
2:R:22:ARG:HG2	2:R:153:TYR:CE2	2.52	0.44
2:R:77:ILE:HD11	2:R:80:LEU:CG	2.47	0.44
2:R:104:VAL:HA	2:R:106:TYR:CD1	2.53	0.44
2:R:271:LEU:HD23	2:R:271:LEU:O	2.16	0.44
2:R:299:VAL:O	2:R:303:VAL:CG2	2.52	0.44
2:R:430:VAL:O	2:R:434:LYS:N	2.41	0.44
3:S:225:PHE:HD1	3:S:225:PHE:C	2.21	0.44
3:S:250:LEU:HD23	3:S:253:LEU:CD1	2.47	0.44
3:S:397:GLU:HG3	3:S:401:TYR:HE2	1.82	0.44
3:S:413:VAL:HA	3:S:416:LEU:HB2	1.98	0.44

Continued on next page...

Continued from previous page...

Atom-1	Atom-2	Interatomic distance (Å)	Clash overlap (Å)
3:S:432:GLU:C	3:S:436:GLU:OE2	2.56	0.44
4:T:95:VAL:HG22	4:T:123:TYR:CD2	2.52	0.44
4:T:128:PRO:O	4:T:129:ILE:CG1	2.60	0.44
4:T:250:LYS:HA	4:T:253:LEU:CB	2.31	0.44
3:U:90:LEU:HD13	3:U:100:PHE:CE2	2.41	0.44
3:U:104:HIS:C	3:U:105:MET:SD	2.95	0.44
3:U:146:LEU:HD22	3:U:203:TYR:OH	2.17	0.44
3:U:190:TYR:C	3:U:192:CYS:N	2.71	0.44
1:V:91:VAL:HG22	1:V:92:LEU:N	2.33	0.44
1:V:298:SER:CA	1:V:301:VAL:HG22	2.48	0.44
2:W:30:VAL:HG11	2:W:159:SER:CA	2.47	0.44
2:W:62:TRP:CH2	2:W:120:TRP:HB3	2.52	0.44
2:W:263:VAL:O	2:W:267:GLN:HG3	2.17	0.44
2:W:271:LEU:HD23	2:W:271:LEU:O	2.16	0.44
3:X:36:GLN:NE2	3:X:38:ILE:CG1	2.80	0.44
3:X:146:LEU:N	3:X:146:LEU:CD1	2.80	0.44
3:X:411:LEU:HA	3:X:411:LEU:HD23	1.69	0.44
4:Y:105:ALA:HB3	4:Y:117:TRP:HE1	1.83	0.44
4:Y:107:VAL:HG12	4:Y:108:LEU:N	2.27	0.44
4:Y:109:VAL:O	4:Y:110:TYR:O	2.35	0.44
3:Z:62:ASP:O	3:Z:64:ARG:N	2.49	0.44
3:Z:146:LEU:HD22	3:Z:203:TYR:OH	2.17	0.44
3:Z:147:GLY:HA2	3:Z:158:ILE:HD13	1.98	0.44
3:Z:285:VAL:HG13	3:Z:286:ILE:CG1	2.47	0.44
3:Z:387:LYS:HG2	3:Z:387:LYS:H	1.44	0.44
1:0:7:LEU:O	1:0:8:LEU:C	2.55	0.44
1:0:45:GLU:OE1	1:0:134:TYR:HB3	2.17	0.44
1:0:107:ASN:HB2	2:1:152:ASN:CG	2.38	0.44
1:0:241:LEU:HD13	2:1:314:PHE:CG	2.52	0.44
2:1:9:ASN:C	2:1:12:LEU:HG	2.32	0.44
2:1:279:PRO:O	2:1:283:LEU:N	2.42	0.44
3:2:37:LEU:HB2	3:2:54:VAL:HG13	1.99	0.44
3:2:92:LEU:HD13	3:2:146:LEU:CD2	2.47	0.44
3:2:132:VAL:O	3:2:274:ILE:HG23	2.18	0.44
4:3:21:ALA:O	4:3:22:LYS:C	2.56	0.44
4:3:58:GLN:HA	4:3:59:TRP:CE3	2.53	0.44
4:3:307:SER:C	4:3:314:HIS:O	2.56	0.44
3:A:89:ASP:CG	3:A:150:THR:H	2.20	0.44
3:A:176:TRP:HD1	3:A:207:MET:HG3	1.82	0.44
3:A:281:THR:O	3:A:285:VAL:CG1	2.59	0.44
1:B:33:VAL:HG11	1:B:158:LEU:CD1	2.46	0.44

Continued on next page...

Continued from previous page...

Atom-1	Atom-2	Interatomic distance (Å)	Clash overlap (Å)
1:B:91:VAL:N	1:B:147:LYS:O	2.29	0.44
1:B:158:LEU:HD23	1:B:158:LEU:HA	1.52	0.44
1:B:163:ASP:CB	1:B:193:SER:OG	2.66	0.44
1:B:212:ILE:CD1	1:B:469:ALA:HA	2.33	0.44
2:C:22:ARG:HG2	2:C:153:TYR:CE2	2.52	0.44
2:C:22:ARG:HA	2:C:23:PRO:HD2	1.83	0.44
2:C:141:TRP:CB	2:C:221:ILE:O	2.66	0.44
3:D:35:LEU:CD2	3:D:164:ARG:NH1	2.64	0.44
3:D:46:VAL:HA	3:D:272:PRO:CG	2.47	0.44
3:D:60:TRP:CE2	3:D:86:TRP:CH2	3.05	0.44
3:D:67:TRP:CG	3:D:71:ASP:HB3	2.53	0.44
3:D:257:LEU:HA	3:D:260:ILE:CB	2.46	0.44
4:E:44:GLU:HB3	4:E:280:PRO:CB	2.44	0.44
4:E:105:ALA:HB3	4:E:117:TRP:HE1	1.83	0.44
4:E:305:ASN:HA	4:E:308:LEU:CB	2.48	0.44
3:F:89:ASP:CG	3:F:150:THR:H	2.20	0.44
3:F:160:PRO:HG3	3:F:185:LYS:CE	2.47	0.44
3:F:209:ARG:HG2	3:F:210:ILE:H	1.80	0.44
3:F:256:PHE:CD1	3:F:256:PHE:N	2.85	0.44
3:F:385:HIS:C	3:F:385:HIS:ND1	2.70	0.44
3:F:398:GLU:C	3:F:400:LYS:N	2.70	0.44
1:G:87:GLN:CD	1:G:104:LEU:HD11	2.38	0.44
1:G:130:ILE:CG2	1:G:134:TYR:CE2	3.01	0.44
1:G:217:PRO:CB	1:G:219:PHE:CE2	3.01	0.44
1:G:227:PRO:CA	1:G:231:ILE:HG12	2.48	0.44
1:G:258:ALA:HB2	2:H:265:LEU:CD2	2.44	0.44
3:I:49:ILE:CG2	3:I:125:LYS:HE3	2.48	0.44
3:I:72:TYR:CD1	3:I:72:TYR:O	2.71	0.44
3:I:167:LEU:CG	3:I:178:MET:CB	2.77	0.44
3:I:413:VAL:HA	3:I:416:LEU:HB2	1.98	0.44
3:I:432:GLU:C	3:I:436:GLU:OE2	2.56	0.44
4:J:58:GLN:HA	4:J:59:TRP:CE3	2.53	0.44
4:J:74:ILE:O	4:J:74:ILE:CG1	2.65	0.44
4:J:123:TYR:N	4:J:123:TYR:HD1	2.15	0.44
3:K:62:ASP:C	3:K:64:ARG:N	2.71	0.44
3:K:137:PHE:CD1	3:K:435:GLN:OE1	2.70	0.44
3:K:187:TRP:NE1	3:K:196:THR:HG23	2.27	0.44
3:K:261:VAL:C	3:K:265:PRO:HD3	2.36	0.44
1:L:45:GLU:OE1	1:L:134:TYR:HB3	2.17	0.44
1:L:117:SER:CB	1:L:119:HIS:NE2	2.80	0.44
1:L:218:LEU:HD13	1:L:221:ILE:CD1	2.44	0.44

Continued on next page...

Continued from previous page...

Atom-1	Atom-2	Interatomic distance (Å)	Clash overlap (Å)
1:L:232:SER:HA	1:L:235:ALA:CB	2.42	0.44
1:L:236:ILE:O	1:L:240:TYR:CB	2.62	0.44
1:L:265:LEU:HA	1:L:268:ASP:OD2	2.17	0.44
2:M:154:ASN:HA	2:M:211:ASN:HB2	1.99	0.44
3:N:67:TRP:CG	3:N:71:ASP:HB3	2.53	0.44
3:N:80:LEU:HD22	3:N:110:LEU:CD2	2.44	0.44
3:N:132:VAL:O	3:N:274:ILE:HG23	2.18	0.44
3:N:277:TYR:HA	3:N:280:PHE:CZ	2.52	0.44
3:N:419:ILE:O	3:N:423:VAL:N	2.51	0.44
4:O:33:LYS:HZ1	4:O:160:SER:CB	2.31	0.44
4:O:58:GLN:HA	4:O:59:TRP:CE3	2.53	0.44
4:O:74:ILE:O	4:O:74:ILE:CG1	2.65	0.44
4:O:109:VAL:O	4:O:110:TYR:O	2.35	0.44
3:P:68:ASN:CG	3:P:69:PRO:HD2	2.38	0.44
3:P:137:PHE:CD1	3:P:435:GLN:OE1	2.70	0.44
3:P:160:PRO:HG3	3:P:185:LYS:CE	2.47	0.44
3:P:207:MET:H	3:P:207:MET:CE	2.25	0.44
3:P:236:PRO:HB3	3:P:299:HIS:CE1	2.52	0.44
3:P:242:LYS:HA	3:P:243:MET:HE2	1.98	0.44
1:Q:245:ALA:HB1	2:R:320:HIS:CD2	2.52	0.44
2:R:14:VAL:HB	2:R:86:LEU:HD21	1.99	0.44
3:S:49:ILE:CG2	3:S:125:LYS:HE3	2.48	0.44
3:S:305:THR:HG21	3:S:401:TYR:N	2.33	0.44
3:S:381:TYR:O	3:S:385:HIS:HB2	2.18	0.44
3:S:435:GLN:C	3:S:437:GLY:N	2.71	0.44
4:T:6:LEU:HD21	4:T:67:ASN:OD1	2.18	0.44
4:T:122:ILE:H	4:T:122:ILE:CD1	2.16	0.44
4:T:305:ASN:HA	4:T:308:LEU:CB	2.48	0.44
3:U:45:GLU:CD	3:U:134:HIS:ND1	2.71	0.44
3:U:82:SER:O	3:U:83:ASP:C	2.56	0.44
3:U:160:PRO:HG3	3:U:185:LYS:CE	2.47	0.44
3:U:385:HIS:C	3:U:385:HIS:ND1	2.70	0.44
1:V:203:SER:O	1:V:205:GLU:HG2	2.16	0.44
1:V:234:LEU:O	1:V:238:VAL:N	2.49	0.44
1:V:236:ILE:HA	1:V:239:PHE:CD2	2.52	0.44
1:V:429:GLN:HA	1:V:429:GLN:HE21	1.81	0.44
1:V:456:LEU:O	1:V:460:HIS:N	2.38	0.44
2:W:4:GLU:CB	2:W:72:SER:HB2	2.43	0.44
2:W:83:ARG:HA	2:W:83:ARG:HD3	1.89	0.44
2:W:90:PRO:HD2	2:W:120:TRP:HE3	1.78	0.44
3:X:67:TRP:CE3	3:X:67:TRP:HA	2.53	0.44

Continued on next page...

Continued from previous page...

Atom-1	Atom-2	Interatomic distance (Å)	Clash overlap (Å)
3:X:302:SER:CB	3:X:400:LYS:HG2	2.48	0.44
3:Z:62:ASP:C	3:Z:64:ARG:N	2.71	0.44
3:Z:66:ARG:HA	3:Z:113:THR:O	2.18	0.44
3:Z:279:LEU:HD13	3:Z:282:MET:HG2	2.00	0.44
3:Z:398:GLU:C	3:Z:400:LYS:N	2.70	0.44
1:0:79:SER:O	1:0:80:ILE:HG13	2.18	0.44
1:0:101:GLU:CD	1:0:123:ILE:HG22	2.37	0.44
1:0:129:THR:O	1:0:129:THR:CG2	2.57	0.44
1:0:130:ILE:CG2	1:0:134:TYR:CE2	3.01	0.44
1:0:236:ILE:O	1:0:240:TYR:N	2.51	0.44
1:0:450:GLY:O	1:0:454:ILE:CG1	2.59	0.44
2:1:30:VAL:HG11	2:1:159:SER:CA	2.47	0.44
2:1:141:TRP:CB	2:1:221:ILE:O	2.66	0.44
2:1:230:ILE:HG12	2:1:231:ASN:H	1.81	0.44
3:2:3:HIS:O	3:2:7:LEU:N	2.45	0.44
3:2:60:TRP:CE2	3:2:86:TRP:CH2	3.05	0.44
3:2:78:ILE:CD1	3:2:110:LEU:CG	2.94	0.44
3:2:99:ASP:O	3:2:124:PHE:HB2	2.18	0.44
3:2:220:ILE:N	3:2:221:PRO:CD	2.81	0.44
4:3:103:TYR:HB3	4:3:104:TYR:HD1	1.83	0.44
4:3:238:LEU:O	4:3:242:LEU:HD23	2.17	0.44
3:A:69:PRO:HA	3:A:73:GLY:HA3	1.99	0.44
3:A:82:SER:O	3:A:85:VAL:N	2.43	0.44
3:A:92:LEU:HB2	3:A:95:ASN:HB2	1.99	0.44
3:A:134:HIS:CD2	3:A:207:MET:CE	3.01	0.44
3:A:251:LEU:CD1	4:E:260:ALA:CB	2.86	0.44
1:B:117:SER:CB	1:B:119:HIS:NE2	2.80	0.44
1:B:192:PRO:CB	1:B:210:TYR:HB2	2.48	0.44
1:B:269:LYS:CE	1:B:270:VAL:HG23	2.42	0.44
1:B:289:ILE:HG22	1:B:293:PHE:CE2	2.53	0.44
2:C:154:ASN:HA	2:C:211:ASN:HB2	1.99	0.44
2:C:278:LEU:N	2:C:279:PRO:HD2	2.31	0.44
3:D:38:ILE:O	3:D:39:GLN:CG	2.66	0.44
3:D:43:VAL:HG12	3:D:44:ASP:N	2.33	0.44
3:D:99:ASP:O	3:D:124:PHE:HB2	2.18	0.44
3:D:114:GLY:O	3:D:115:LYS:C	2.56	0.44
3:D:225:PHE:HD1	3:D:225:PHE:C	2.21	0.44
4:E:58:GLN:HA	4:E:59:TRP:CE3	2.53	0.44
4:E:58:GLN:HA	4:E:59:TRP:HE3	1.82	0.44
4:E:74:ILE:HG12	4:E:76:LEU:O	2.17	0.44
4:E:100:GLU:CG	4:E:122:ILE:O	2.66	0.44

Continued on next page...

Continued from previous page...

Atom-1	Atom-2	Interatomic distance (Å)	Clash overlap (Å)
4:E:162:GLU:HB3	4:E:190:ALA:O	2.18	0.44
4:E:311:PRO:CD	4:E:440:VAL:HG22	2.47	0.44
3:F:82:SER:O	3:F:83:ASP:C	2.56	0.44
1:G:7:LEU:O	1:G:8:LEU:C	2.55	0.44
1:G:245:ALA:HB1	2:H:320:HIS:CD2	2.52	0.44
2:H:82:LEU:O	2:H:87:ILE:CD1	2.66	0.44
2:H:141:TRP:CB	2:H:221:ILE:O	2.66	0.44
3:I:381:TYR:O	3:I:385:HIS:HB2	2.18	0.44
4:J:109:VAL:HG13	4:J:115:MET:HE1	2.00	0.44
4:J:449:ALA:HA	4:J:452:TRP:HB2	2.00	0.44
3:K:89:ASP:OD1	3:K:149:TRP:N	2.46	0.44
3:K:190:TYR:C	3:K:192:CYS:N	2.71	0.44
3:K:221:PRO:HB2	3:K:224:LEU:HD23	1.98	0.44
3:K:242:LYS:HA	3:K:243:MET:HE2	1.99	0.44
3:K:422:THR:HA	3:K:425:VAL:CG1	2.48	0.44
1:L:9:SER:CA	1:L:12:PHE:CD1	2.89	0.44
1:L:221:ILE:HA	1:L:224:THR:HB	1.98	0.44
2:M:430:VAL:O	2:M:434:LYS:N	2.41	0.44
3:N:32:THR:CB	3:N:59:GLN:O	2.66	0.44
3:N:35:LEU:CD1	3:N:54:VAL:HG21	2.46	0.44
3:N:57:ARG:CD	3:N:161:GLU:OE1	2.66	0.44
3:N:219:ILE:HD12	3:N:219:ILE:O	2.17	0.44
3:N:432:GLU:HA	3:N:435:GLN:HB3	1.99	0.44
4:O:5:ARG:H	4:O:5:ARG:HG2	1.34	0.44
4:O:44:GLU:HG2	4:O:129:ILE:HB	1.86	0.44
4:O:233:SER:C	4:O:237:VAL:HG23	2.34	0.44
4:O:279:VAL:CB	4:O:280:PRO:CD	2.96	0.44
3:P:223:LEU:HA	3:P:226:SER:CB	2.48	0.44
3:P:247:ILE:HG12	4:T:253:LEU:CD1	2.47	0.44
3:P:415:MET:O	3:P:419:ILE:N	2.50	0.44
1:Q:38:THR:O	1:Q:39:SER:OG	2.36	0.44
1:Q:46:LYS:CA	1:Q:278:PRO:HD2	2.46	0.44
2:R:8:ILE:HD11	2:R:69:TRP:CZ3	2.46	0.44
2:R:273:LEU:HD23	2:R:276:GLN:HG3	1.96	0.44
2:R:273:LEU:O	2:R:277:ARG:HD2	2.17	0.44
3:S:37:LEU:HB2	3:S:54:VAL:HG13	1.99	0.44
3:S:67:TRP:CG	3:S:71:ASP:HB3	2.53	0.44
3:S:69:PRO:HA	3:S:73:GLY:HA3	2.00	0.44
3:S:135:PHE:O	3:S:210:ILE:HD11	2.18	0.44
3:S:257:LEU:C	3:S:260:ILE:H	2.19	0.44
3:S:264:ILE:HB	3:S:265:PRO:HD2	1.99	0.44

Continued on next page...

Continued from previous page...

Atom-1	Atom-2	Interatomic distance (Å)	Clash overlap (Å)
3:S:277:TYR:HD1	3:S:280:PHE:CE2	2.35	0.44
4:T:91:LEU:HD13	4:T:145:PHE:CA	2.47	0.44
4:T:307:SER:C	4:T:314:HIS:O	2.56	0.44
3:U:102:ILE:HG22	3:U:102:ILE:O	2.16	0.44
3:U:137:PHE:CG	3:U:435:GLN:CD	2.91	0.44
3:U:236:PRO:HB3	3:U:299:HIS:CE1	2.52	0.44
3:U:301:ARG:HG2	3:U:301:ARG:NH1	2.32	0.44
3:U:413:VAL:HG12	3:U:417:ILE:CG1	2.47	0.44
1:V:20:ARG:O	1:V:22:SER:N	2.46	0.44
1:V:53:SER:CB	2:W:99:ASP:OD1	2.65	0.44
1:V:131:LYS:C	1:V:133:MET:H	2.20	0.44
2:W:204:ASP:CG	2:W:205:LYS:H	2.20	0.44
3:X:33:VAL:HG22	3:X:34:GLY:N	2.32	0.44
3:X:76:LYS:HE2	3:X:76:LYS:HB3	1.58	0.44
3:X:220:ILE:N	3:X:221:PRO:CD	2.81	0.44
3:X:381:TYR:O	3:X:385:HIS:HB2	2.18	0.44
4:Y:6:LEU:HD21	4:Y:67:ASN:OD1	2.18	0.44
4:Y:59:TRP:HE1	4:Y:84:LEU:CD2	2.25	0.44
4:Y:100:GLU:CG	4:Y:122:ILE:O	2.66	0.44
4:Y:307:SER:C	4:Y:314:HIS:O	2.56	0.44
4:Y:416:VAL:O	4:Y:420:ASN:N	2.51	0.44
3:Z:68:ASN:CG	3:Z:69:PRO:HD2	2.38	0.44
3:Z:100:PHE:HD1	3:Z:100:PHE:HA	1.70	0.44
1:0:227:PRO:CA	1:0:231:ILE:HG12	2.48	0.44
2:1:12:LEU:HD12	2:1:16:LYS:CE	2.47	0.44
2:1:81:ARG:HH12	2:1:111:LEU:HB2	1.83	0.44
2:1:82:LEU:O	2:1:87:ILE:CD1	2.66	0.44
3:2:67:TRP:CE3	3:2:67:TRP:HA	2.53	0.44
3:2:397:GLU:HG3	3:2:401:TYR:HE2	1.82	0.44
4:3:28:ILE:HG12	4:3:29:ASP:N	2.32	0.44
4:3:74:ILE:O	4:3:74:ILE:CG1	2.65	0.44
3:A:45:GLU:CD	3:A:134:HIS:ND1	2.71	0.44
3:A:130:ILE:CG1	3:A:131:ILE:N	2.79	0.44
3:A:223:LEU:HA	3:A:226:SER:CB	2.48	0.44
3:A:279:LEU:HD13	3:A:282:MET:HG2	2.00	0.44
1:B:181:THR:CG2	1:B:181:THR:O	2.63	0.44
1:B:197:TRP:HB3	1:B:204:TYR:HD1	1.82	0.44
1:B:217:PRO:CB	1:B:219:PHE:CE2	3.01	0.44
1:B:226:VAL:C	1:B:230:LEU:HG	2.37	0.44
1:B:241:LEU:HD13	2:C:314:PHE:CG	2.52	0.44
1:B:456:LEU:HA	1:B:459:SER:OG	2.17	0.44

Continued on next page...

Continued from previous page...

Atom-1	Atom-2	Interatomic distance (Å)	Clash overlap (Å)
2:C:77:ILE:HD11	2:C:80:LEU:CB	2.44	0.44
3:D:21:PRO:HG3	3:D:60:TRP:HZ2	1.78	0.44
3:D:32:THR:CB	3:D:59:GLN:O	2.66	0.44
3:D:35:LEU:HD11	3:D:54:VAL:CG2	2.43	0.44
3:D:135:PHE:O	3:D:210:ILE:HD11	2.18	0.44
3:D:145:LYS:C	3:D:146:LEU:CD1	2.66	0.44
3:D:212:LEU:O	3:D:216:VAL:HG22	2.17	0.44
3:D:250:LEU:HD23	3:D:253:LEU:CD1	2.47	0.44
3:D:302:SER:CB	3:D:400:LYS:HG2	2.48	0.44
3:D:401:TYR:O	3:D:401:TYR:HD1	2.00	0.44
4:E:66:TRP:CB	4:E:70:GLU:HB3	2.47	0.44
4:E:91:LEU:HD13	4:E:145:PHE:CA	2.47	0.44
4:E:293:SER:HA	4:E:296:ILE:HG23	1.99	0.44
3:F:37:LEU:H	3:F:164:ARG:NH2	2.14	0.44
3:F:279:LEU:HD13	3:F:282:MET:HG2	2.00	0.44
3:F:287:SER:C	3:F:289:ILE:N	2.71	0.44
1:G:138:ASP:HA	1:G:467:PRO:HG2	1.99	0.44
2:H:113:ARG:HB3	2:H:114:PRO:CD	2.40	0.44
2:H:219:LEU:CD1	2:H:221:ILE:HG22	2.48	0.44
3:I:67:TRP:CE3	3:I:67:TRP:HA	2.52	0.44
3:I:277:TYR:HA	3:I:280:PHE:CZ	2.52	0.44
3:I:419:ILE:O	3:I:423:VAL:N	2.51	0.44
4:J:86:LEU:HD13	4:J:103:TYR:OH	2.16	0.44
4:J:279:VAL:CB	4:J:280:PRO:CD	2.96	0.44
3:K:20:ARG:HA	3:K:21:PRO:HD2	1.85	0.44
3:K:82:SER:O	3:K:83:ASP:C	2.56	0.44
3:K:160:PRO:HG3	3:K:185:LYS:CE	2.47	0.44
1:L:46:LYS:HG3	1:L:278:PRO:CD	2.47	0.44
1:L:192:PRO:CB	1:L:210:TYR:HB2	2.48	0.44
1:L:241:LEU:HD21	1:L:251:LEU:CD2	2.43	0.44
1:L:241:LEU:HD13	2:M:314:PHE:CG	2.52	0.44
1:L:245:ALA:HB1	2:M:320:HIS:CD2	2.52	0.44
3:N:178:MET:SD	3:N:207:MET:CG	3.06	0.44
3:N:277:TYR:HD1	3:N:280:PHE:CE2	2.35	0.44
4:O:105:ALA:HB3	4:O:117:TRP:HE1	1.83	0.44
4:O:144:VAL:HG23	4:O:144:VAL:O	2.18	0.44
4:O:265:LEU:C	4:O:268:ILE:HG23	2.34	0.44
4:O:277:LEU:HG	4:O:277:LEU:H	1.61	0.44
3:P:247:ILE:HG22	3:P:248:SER:H	1.82	0.44
1:Q:85:VAL:CG1	1:Q:86:TRP:N	2.80	0.44
1:Q:90:ILE:HA	1:Q:147:LYS:O	2.17	0.44

Continued on next page...

Continued from previous page...

Atom-1	Atom-2	Interatomic distance (Å)	Clash overlap (Å)
1:Q:241:LEU:HD13	2:R:314:PHE:CD1	2.53	0.44
1:Q:289:ILE:HG22	1:Q:293:PHE:CE2	2.53	0.44
2:R:132:ILE:HG22	2:R:133:ASN:O	2.17	0.44
3:S:187:TRP:HB2	3:S:199:LEU:HD21	1.93	0.44
3:S:221:PRO:O	3:S:225:PHE:CB	2.66	0.44
3:S:254:THR:OG1	3:S:258:LEU:HD13	2.18	0.44
4:T:20:PRO:HB3	4:T:61:ASP:OD2	2.15	0.44
4:T:182:GLU:OE1	4:T:182:GLU:HA	2.18	0.44
3:U:41:ILE:HG21	3:U:123:ILE:HD11	2.00	0.44
3:U:223:LEU:HA	3:U:226:SER:CB	2.47	0.44
3:U:278:MET:HE1	3:U:282:MET:CE	2.47	0.44
1:V:81:PRO:CD	2:W:20:HIS:CE1	3.00	0.44
1:V:217:PRO:CB	1:V:219:PHE:CE2	3.01	0.44
1:V:291:VAL:HG13	1:V:292:ALA:N	2.32	0.44
2:W:13:ILE:O	2:W:17:TYR:CB	2.57	0.44
2:W:230:ILE:HG12	2:W:231:ASN:H	1.81	0.44
2:W:279:PRO:O	2:W:283:LEU:N	2.42	0.44
2:W:470:ILE:HD13	2:W:470:ILE:HA	1.89	0.44
3:X:37:LEU:HB2	3:X:54:VAL:HG13	1.99	0.44
3:X:49:ILE:CG2	3:X:125:LYS:HE3	2.48	0.44
3:X:78:ILE:HD12	3:X:78:ILE:C	2.35	0.44
3:X:221:PRO:O	3:X:225:PHE:CB	2.66	0.44
4:Y:39:LEU:CD2	4:Y:183:TRP:HZ2	2.16	0.44
4:Y:95:VAL:HG22	4:Y:123:TYR:CD2	2.52	0.44
3:Z:223:LEU:HA	3:Z:226:SER:CB	2.48	0.44
3:Z:278:MET:HE1	3:Z:282:MET:CE	2.48	0.44
1:0:9:SER:CA	1:0:12:PHE:CD1	2.89	0.44
1:0:33:VAL:HG11	1:0:158:LEU:CD1	2.46	0.44
1:0:177:GLN:HA	1:0:180:PHE:CB	2.46	0.44
1:0:197:TRP:HB3	1:0:204:TYR:HD1	1.82	0.44
1:0:241:LEU:HD21	1:0:251:LEU:CD2	2.43	0.44
1:0:291:VAL:HG13	1:0:292:ALA:N	2.32	0.44
1:0:298:SER:CA	1:0:301:VAL:HG22	2.48	0.44
2:1:63:TYR:CD1	2:1:116:GLY:HA3	2.50	0.44
2:1:77:ILE:HD11	2:1:80:LEU:CG	2.47	0.44
3:2:57:ARG:CD	3:2:161:GLU:OE1	2.66	0.44
3:2:227:PHE:CE1	3:2:231:LEU:HG	2.52	0.44
3:2:250:LEU:HD23	3:2:253:LEU:CD1	2.47	0.44
3:2:277:TYR:HD1	3:2:280:PHE:CE2	2.35	0.44
3:2:290:ILE:HG13	3:2:291:VAL:N	2.33	0.44
3:2:305:THR:HG21	3:2:401:TYR:N	2.33	0.44

Continued on next page...

Continued from previous page...

Atom-1	Atom-2	Interatomic distance (Å)	Clash overlap (Å)
4:3:38:ASN:ND2	4:3:40:ILE:HG12	2.33	0.44
4:3:132:THR:C	4:3:134:PHE:H	2.10	0.44
4:3:156:ASN:HD22	4:3:156:ASN:HA	1.50	0.44
4:3:236:VAL:O	4:3:240:TYR:N	2.50	0.44
4:3:416:VAL:O	4:3:420:ASN:N	2.51	0.44
4:3:453:ILE:O	4:3:457:LEU:CB	2.64	0.44
1:B:82:SER:HB3	1:B:83:ASP:H	1.51	0.44
1:B:91:VAL:HG22	1:B:92:LEU:N	2.33	0.44
1:B:311:THR:CG2	1:B:312:HIS:N	2.81	0.44
1:B:409:LYS:O	1:B:413:GLU:N	2.40	0.44
2:C:259:THR:CB	3:D:244:THR:OG1	2.66	0.44
3:D:17:LYS:HE3	3:D:84:ASP:HA	1.99	0.44
3:D:93:TYR:N	3:D:93:TYR:CD1	2.86	0.44
3:D:257:LEU:C	3:D:260:ILE:H	2.19	0.44
3:D:266:SER:O	3:D:270:ALA:CB	2.65	0.44
3:D:277:TYR:HD1	3:D:280:PHE:CE2	2.35	0.44
4:E:32:LEU:HD12	4:E:208:ILE:CD1	2.44	0.44
4:E:269:ALA:O	4:E:273:PRO:HD3	2.17	0.44
4:E:299:ASN:CA	4:E:302:ILE:HB	2.47	0.44
3:F:190:TYR:C	3:F:192:CYS:N	2.71	0.44
3:F:223:LEU:HA	3:F:226:SER:CB	2.48	0.44
3:F:422:THR:HA	3:F:425:VAL:CG1	2.48	0.44
1:G:91:VAL:HG22	1:G:92:LEU:N	2.33	0.44
1:G:145:VAL:HG13	1:G:208:THR:HA	1.99	0.44
2:H:123:PRO:HD3	3:I:149:TRP:CZ2	2.52	0.44
2:H:132:ILE:HG22	2:H:133:ASN:O	2.17	0.44
2:H:204:ASP:H	2:H:207:PRO:CG	2.27	0.44
2:H:263:VAL:O	2:H:267:GLN:HG3	2.17	0.44
3:I:38:ILE:O	3:I:39:GLN:CG	2.66	0.44
3:I:99:ASP:O	3:I:124:PHE:HB2	2.18	0.44
3:I:178:MET:SD	3:I:207:MET:CG	3.06	0.44
3:I:264:ILE:HA	3:I:267:THR:CG2	2.48	0.44
4:J:236:VAL:O	4:J:240:TYR:N	2.50	0.44
3:K:285:VAL:HG13	3:K:286:ILE:CG1	2.47	0.44
1:L:130:ILE:HD12	1:L:134:TYR:HE2	1.78	0.44
1:L:134:TYR:C	1:L:279:ILE:HD13	2.36	0.44
1:L:135:PHE:HB2	1:L:279:ILE:CB	2.47	0.44
1:L:234:LEU:O	1:L:238:VAL:N	2.49	0.44
1:L:289:ILE:HG22	1:L:293:PHE:CE2	2.53	0.44
1:L:432:ALA:O	1:L:436:ASP:OD2	2.36	0.44
2:M:132:ILE:HG22	2:M:133:ASN:O	2.17	0.44

Continued on next page...

Continued from previous page...

Atom-1	Atom-2	Interatomic distance (Å)	Clash overlap (Å)
2:M:273:LEU:HD23	2:M:276:GLN:HG3	1.96	0.44
3:N:46:VAL:HA	3:N:272:PRO:CG	2.47	0.44
3:N:225:PHE:HD1	3:N:225:PHE:C	2.21	0.44
3:N:291:VAL:O	3:N:295:VAL:N	2.40	0.44
3:N:432:GLU:C	3:N:436:GLU:OE2	2.56	0.44
4:O:100:GLU:CG	4:O:122:ILE:O	2.66	0.44
4:O:103:TYR:HB3	4:O:104:TYR:HD1	1.83	0.44
4:O:307:SER:C	4:O:314:HIS:O	2.56	0.44
4:O:312:ASN:H	4:O:440:VAL:HG11	1.82	0.44
3:P:146:LEU:N	3:P:201:ILE:O	2.48	0.44
1:Q:81:PRO:CD	2:R:20:HIS:CE1	3.00	0.44
1:Q:241:LEU:HD21	1:Q:251:LEU:CD2	2.43	0.44
2:R:30:VAL:HG11	2:R:159:SER:CA	2.47	0.44
2:R:77:ILE:HD11	2:R:80:LEU:HD22	1.99	0.44
2:R:95:GLN:CD	2:R:147:LYS:HB3	2.38	0.44
2:R:316:THR:HG21	2:R:447:ASN:CA	2.48	0.44
3:S:32:THR:HB	3:S:59:GLN:O	2.17	0.44
3:S:37:LEU:N	3:S:164:ARG:NH2	2.56	0.44
3:S:76:LYS:HE2	3:S:76:LYS:HB3	1.58	0.44
3:S:146:LEU:N	3:S:146:LEU:CD1	2.80	0.44
3:S:220:ILE:N	3:S:221:PRO:CD	2.81	0.44
4:T:279:VAL:CB	4:T:280:PRO:CD	2.96	0.44
4:T:475:PRO:C	4:T:477:PHE:N	2.68	0.44
3:U:66:ARG:HA	3:U:113:THR:O	2.18	0.44
3:U:137:PHE:CD1	3:U:435:GLN:OE1	2.70	0.44
3:U:410:LEU:HD13	3:U:414:PHE:CD2	2.46	0.44
1:V:46:LYS:CA	1:V:278:PRO:HD2	2.46	0.44
1:V:75:ILE:HD12	1:V:78:LEU:HB2	1.98	0.44
1:V:192:PRO:CB	1:V:210:TYR:HB2	2.48	0.44
2:W:12:LEU:HD12	2:W:16:LYS:CE	2.47	0.44
2:W:22:ARG:HA	2:W:23:PRO:HD2	1.83	0.44
2:W:28:ASN:HB2	2:W:29:GLU:H	1.53	0.44
2:W:58:MET:CE	2:W:105:ALA:O	2.64	0.44
2:W:292:LEU:HD23	2:W:292:LEU:HA	1.85	0.44
2:W:316:THR:HG21	2:W:447:ASN:CA	2.48	0.44
3:X:43:VAL:HG12	3:X:44:ASP:N	2.33	0.44
3:X:219:ILE:HD12	3:X:219:ILE:O	2.18	0.44
3:X:229:THR:C	3:X:232:VAL:HB	2.34	0.44
3:X:305:THR:HG21	3:X:401:TYR:N	2.33	0.44
3:X:432:GLU:C	3:X:436:GLU:OE2	2.56	0.44
4:Y:312:ASN:H	4:Y:440:VAL:HG11	1.82	0.44

Continued on next page...

Continued from previous page...

Atom-1	Atom-2	Interatomic distance (Å)	Clash overlap (Å)
4:Y:463:LEU:HD12	4:Y:463:LEU:C	2.38	0.44
3:Z:92:LEU:HB2	3:Z:95:ASN:HB2	1.98	0.44
3:Z:426:PHE:HD1	3:Z:427:ALA:CA	2.28	0.44
1:0:38:THR:HG23	1:0:54:VAL:HA	1.99	0.44
1:0:53:SER:CB	2:1:99:ASP:OD1	2.65	0.44
1:0:462:VAL:CB	1:0:463:PRO:HD3	2.46	0.44
2:1:37:LEU:CB	2:1:217:PHE:CE2	2.85	0.44
2:1:51:THR:O	2:1:52:LEU:HD13	2.18	0.44
2:1:74:TYR:O	2:1:78:SER:HA	2.18	0.44
2:1:273:LEU:CD2	2:1:276:GLN:HB2	2.44	0.44
3:2:17:LYS:HE3	3:2:84:ASP:HA	1.99	0.44
3:2:20:ARG:O	3:2:22:VAL:N	2.49	0.44
3:2:130:ILE:CD1	3:2:131:ILE:N	2.80	0.44
3:2:130:ILE:O	3:2:131:ILE:CG1	2.66	0.44
3:2:219:ILE:HD12	3:2:219:ILE:O	2.17	0.44
4:3:99:PHE:CZ	4:3:123:TYR:HE2	2.34	0.44
4:3:199:THR:O	4:3:200:LYS:HB3	2.18	0.44
3:A:221:PRO:HB2	3:A:224:LEU:HD23	1.99	0.44
3:A:278:MET:HE1	3:A:282:MET:CE	2.48	0.44
3:A:302:SER:OG	3:A:400:LYS:O	2.34	0.44
3:A:422:THR:HA	3:A:425:VAL:CG1	2.48	0.44
1:B:79:SER:O	1:B:80:ILE:HG13	2.18	0.44
1:B:130:ILE:CG2	1:B:134:TYR:CE2	3.01	0.44
1:B:144:MET:HB2	1:B:209:PHE:HB2	1.98	0.44
1:B:218:LEU:HD13	1:B:221:ILE:CD1	2.43	0.44
2:C:77:ILE:HD11	2:C:80:LEU:CG	2.47	0.44
2:C:141:TRP:CH2	2:C:223:ARG:CB	2.98	0.44
2:C:185:THR:HG23	2:C:187:ASN:H	1.83	0.44
2:C:230:ILE:CG1	2:C:231:ASN:ND2	2.67	0.44
2:C:302:VAL:C	2:C:306:CYS:SG	2.95	0.44
3:D:20:ARG:O	3:D:22:VAL:N	2.49	0.44
3:D:33:VAL:HG22	3:D:34:GLY:N	2.32	0.44
3:D:130:ILE:CD1	3:D:131:ILE:N	2.80	0.44
3:D:303:PRO:CG	3:D:400:LYS:NZ	2.81	0.44
3:D:397:GLU:HG3	3:D:401:TYR:HE2	1.82	0.44
4:E:284:LYS:C	4:E:287:ILE:HG23	2.37	0.44
3:F:41:ILE:HG21	3:F:123:ILE:HD11	2.00	0.44
3:F:69:PRO:HA	3:F:73:GLY:HA3	1.99	0.44
3:F:108:LEU:HD11	3:F:118:TRP:HB2	1.98	0.44
3:F:286:ILE:O	3:F:289:ILE:CB	2.57	0.44
3:F:382:ILE:O	3:F:386:MET:HE3	2.17	0.44

Continued on next page...

Continued from previous page...

Atom-1	Atom-2	Interatomic distance (Å)	Clash overlap (Å)
1:G:32:ARG:CG	1:G:59:ALA:O	2.66	0.44
1:G:132:VAL:CG1	1:G:279:ILE:CA	2.87	0.44
1:G:192:PRO:CB	1:G:210:TYR:HB2	2.48	0.44
1:G:235:ALA:CB	1:G:239:PHE:CE2	2.98	0.44
1:G:256:LEU:HD22	1:G:298:SER:CB	2.43	0.44
1:G:424:LEU:O	1:G:427:ASP:HB3	2.18	0.44
2:H:8:ILE:HD11	2:H:69:TRP:CZ3	2.46	0.44
2:H:58:MET:CE	2:H:105:ALA:O	2.64	0.44
2:H:77:ILE:HD11	2:H:80:LEU:HD22	2.00	0.44
2:H:95:GLN:CD	2:H:147:LYS:HB3	2.38	0.44
3:I:1:SER:H2	3:I:4:GLU:CB	2.30	0.44
3:I:20:ARG:O	3:I:22:VAL:N	2.49	0.44
3:I:31:ILE:CG2	3:I:158:ILE:HG23	2.37	0.44
3:I:89:ASP:CB	3:I:149:TRP:CD1	3.00	0.44
4:J:26:HIS:O	4:J:27:VAL:HG22	2.18	0.44
3:K:68:ASN:CG	3:K:69:PRO:HD2	2.38	0.44
3:K:82:SER:O	3:K:85:VAL:N	2.43	0.44
3:K:209:ARG:HG2	3:K:210:ILE:H	1.80	0.44
3:K:398:GLU:C	3:K:400:LYS:N	2.70	0.44
1:L:38:THR:HG23	1:L:54:VAL:HA	1.99	0.44
1:L:92:LEU:H	1:L:96:ASN:HB3	1.73	0.44
1:L:163:ASP:CB	1:L:193:SER:OG	2.66	0.44
1:L:298:SER:CA	1:L:301:VAL:HG22	2.48	0.44
1:L:424:LEU:O	1:L:427:ASP:HB3	2.18	0.44
2:M:37:LEU:HD11	2:M:148:PHE:CD1	2.52	0.44
3:N:131:ILE:CD1	3:N:133:THR:CB	2.95	0.44
3:N:220:ILE:N	3:N:221:PRO:CD	2.81	0.44
3:N:305:THR:HG21	3:N:401:TYR:N	2.33	0.44
4:O:128:PRO:O	4:O:129:ILE:CG1	2.60	0.44
4:O:472:ASN:OD1	4:O:476:GLU:OE2	2.36	0.44
3:P:41:ILE:HG21	3:P:123:ILE:HD11	2.00	0.44
3:P:62:ASP:C	3:P:64:ARG:N	2.71	0.44
3:P:69:PRO:HA	3:P:73:GLY:HA3	1.99	0.44
3:P:79:ARG:NH1	3:P:107:LYS:HZ1	2.12	0.44
3:P:265:PRO:C	3:P:268:SER:HB3	2.36	0.44
1:Q:137:PHE:C	1:Q:464:PRO:O	2.57	0.44
1:Q:221:ILE:HA	1:Q:224:THR:HB	1.98	0.44
2:R:13:ILE:O	2:R:17:TYR:CB	2.57	0.44
3:S:33:VAL:HG22	3:S:34:GLY:N	2.32	0.44
3:S:57:ARG:CD	3:S:161:GLU:OE1	2.66	0.44
3:S:72:TYR:CD1	3:S:72:TYR:O	2.71	0.44

Continued on next page...

Continued from previous page...

Atom-1	Atom-2	Interatomic distance (Å)	Clash overlap (Å)
3:S:80:LEU:HD22	3:S:110:LEU:CD2	2.44	0.44
3:S:85:VAL:CG2	3:S:108:LEU:CD1	2.96	0.44
3:S:99:ASP:O	3:S:124:PHE:HB2	2.18	0.44
3:S:178:MET:SD	3:S:207:MET:CG	3.06	0.44
3:S:222:CYS:HA	3:S:225:PHE:CE1	2.53	0.44
3:S:274:ILE:HG13	3:S:277:TYR:CD2	2.52	0.44
4:T:74:ILE:HG12	4:T:76:LEU:O	2.17	0.44
4:T:100:GLU:CG	4:T:122:ILE:O	2.66	0.44
4:T:215:GLN:CG	4:T:216:ARG:N	2.81	0.44
3:U:68:ASN:CG	3:U:69:PRO:HD2	2.38	0.44
3:U:89:ASP:OD1	3:U:149:TRP:N	2.46	0.44
3:U:158:ILE:O	3:U:158:ILE:CG2	2.65	0.44
3:U:249:VAL:CG1	3:U:253:LEU:HD23	2.44	0.44
1:V:91:VAL:N	1:V:147:LYS:O	2.29	0.44
1:V:130:ILE:CG2	1:V:134:TYR:CE2	3.01	0.44
1:V:137:PHE:C	1:V:464:PRO:O	2.57	0.44
1:V:163:ASP:CB	1:V:193:SER:OG	2.66	0.44
1:V:241:LEU:HD13	2:W:314:PHE:CD1	2.53	0.44
2:W:42:LEU:HD13	2:W:190:TRP:CZ2	2.44	0.44
2:W:154:ASN:CB	2:W:211:ASN:HB3	2.23	0.44
2:W:257:MET:HE2	2:W:320:HIS:C	2.37	0.44
2:W:259:THR:CB	3:X:244:THR:OG1	2.66	0.44
3:X:60:TRP:O	3:X:116:ILE:CD1	2.66	0.44
3:X:67:TRP:CG	3:X:71:ASP:HB3	2.53	0.44
3:X:85:VAL:CG2	3:X:108:LEU:CD1	2.96	0.44
3:X:260:ILE:O	3:X:264:ILE:HG13	2.18	0.44
3:X:273:LEU:O	3:X:273:LEU:HD23	2.17	0.44
4:Y:74:ILE:O	4:Y:74:ILE:CG1	2.65	0.44
4:Y:144:VAL:CG1	4:Y:209:ILE:HA	2.45	0.44
4:Y:182:GLU:OE1	4:Y:182:GLU:HA	2.18	0.44
4:Y:199:THR:O	4:Y:200:LYS:HB3	2.18	0.44
3:Z:229:THR:O	3:Z:233:PHE:CE1	2.67	0.44
3:Z:286:ILE:C	3:Z:289:ILE:HB	2.37	0.44
3:Z:304:SER:CB	3:Z:397:GLU:HG2	2.29	0.44
2:1:35:LEU:CD2	2:1:215:VAL:HG21	2.44	0.44
2:1:62:TRP:CH2	2:1:120:TRP:HB3	2.52	0.44
2:1:204:ASP:CG	2:1:205:LYS:H	2.20	0.44
3:2:209:ARG:C	3:2:210:ILE:HG13	2.38	0.44
3:2:260:ILE:O	3:2:264:ILE:HG13	2.18	0.44
3:2:379:VAL:HG22	3:2:382:ILE:HD11	1.98	0.44
4:3:59:TRP:CZ2	4:3:84:LEU:CD2	3.01	0.44

Continued on next page...

Continued from previous page...

Atom-1	Atom-2	Interatomic distance (Å)	Clash overlap (Å)
4:3:144:VAL:HG23	4:3:144:VAL:O	2.18	0.44
4:3:232:ILE:CG2	4:3:233:SER:N	2.79	0.44
4:3:472:ASN:OD1	4:3:476:GLU:OE2	2.36	0.44
3:A:285:VAL:HG13	3:A:286:ILE:CG1	2.47	0.44
3:A:304:SER:CB	3:A:397:GLU:HG2	2.29	0.44
1:B:232:SER:HA	1:B:235:ALA:CB	2.42	0.44
1:B:236:ILE:O	1:B:240:TYR:N	2.51	0.44
2:C:4:GLU:CB	2:C:72:SER:HB2	2.43	0.44
2:C:51:THR:O	2:C:52:LEU:HD13	2.18	0.44
2:C:241:PHE:HZ	3:D:293:VAL:HG22	1.72	0.44
2:C:263:VAL:O	2:C:267:GLN:HG3	2.17	0.44
2:C:296:MET:HE2	2:C:299:VAL:HG21	2.00	0.44
3:D:57:ARG:CD	3:D:161:GLU:OE1	2.66	0.44
3:D:209:ARG:C	3:D:210:ILE:HG13	2.38	0.44
3:D:221:PRO:O	3:D:225:PHE:CB	2.66	0.44
3:D:264:ILE:HA	3:D:267:THR:CG2	2.48	0.44
4:E:109:VAL:O	4:E:110:TYR:O	2.35	0.44
4:E:472:ASN:OD1	4:E:476:GLU:OE2	2.36	0.44
3:F:179:LYS:HB2	3:F:206:ILE:HG22	1.99	0.44
3:F:247:ILE:HG22	3:F:248:SER:H	1.82	0.44
3:F:286:ILE:C	3:F:289:ILE:HB	2.37	0.44
3:F:304:SER:CB	3:F:397:GLU:HG2	2.29	0.44
1:G:236:ILE:HA	1:G:239:PHE:CD2	2.52	0.44
1:G:274:SER:O	1:G:278:PRO:CD	2.58	0.44
2:H:104:VAL:HA	2:H:106:TYR:CD1	2.53	0.44
2:H:181:PRO:CD	2:H:192:ILE:HG21	2.45	0.44
2:H:185:THR:HG23	2:H:187:ASN:H	1.83	0.44
2:H:211:ASN:O	2:H:212:TYR:C	2.56	0.44
3:I:37:LEU:HD13	3:I:54:VAL:CG1	2.47	0.44
3:I:43:VAL:HG12	3:I:44:ASP:N	2.33	0.44
3:I:69:PRO:HA	3:I:73:GLY:HA3	2.00	0.44
3:I:135:PHE:O	3:I:210:ILE:HD11	2.18	0.44
3:I:209:ARG:C	3:I:210:ILE:HG13	2.38	0.44
3:I:302:SER:CB	3:I:400:LYS:HG2	2.48	0.44
3:I:397:GLU:HG3	3:I:401:TYR:HE2	1.83	0.44
3:I:415:MET:O	3:I:419:ILE:N	2.49	0.44
3:K:34:GLY:O	3:K:57:ARG:HG2	2.18	0.44
3:K:59:GLN:HE22	3:K:117:MET:CB	2.31	0.44
3:K:145:LYS:NZ	3:K:202:THR:HG21	2.31	0.44
3:K:387:LYS:HG2	3:K:387:LYS:H	1.44	0.44
1:L:53:SER:CB	2:M:99:ASP:OD1	2.65	0.44

Continued on next page...

Continued from previous page...

Atom-1	Atom-2	Interatomic distance (Å)	Clash overlap (Å)
1:L:90:ILE:HA	1:L:147:LYS:O	2.17	0.44
1:L:409:LYS:O	1:L:413:GLU:N	2.40	0.44
2:M:43:ILE:H	2:M:43:ILE:CD1	2.25	0.44
2:M:60:HIS:CE1	2:M:160:MET:CE	3.01	0.44
2:M:74:TYR:O	2:M:78:SER:HA	2.18	0.44
2:M:90:PRO:HD2	2:M:120:TRP:HE3	1.78	0.44
2:M:241:PHE:C	2:M:245:LEU:HG	2.34	0.44
2:M:318:SER:CB	2:M:447:ASN:ND2	2.72	0.44
3:N:32:THR:HB	3:N:59:GLN:O	2.17	0.44
3:N:33:VAL:HG22	3:N:34:GLY:N	2.32	0.44
3:N:38:ILE:O	3:N:39:GLN:CG	2.66	0.44
3:N:76:LYS:HB3	3:N:77:LYS:H	1.54	0.44
3:N:93:TYR:N	3:N:93:TYR:CD1	2.86	0.44
3:N:99:ASP:O	3:N:124:PHE:HB2	2.18	0.44
3:N:130:ILE:CD1	3:N:131:ILE:N	2.80	0.44
3:N:146:LEU:HD13	3:N:203:TYR:CD1	2.53	0.44
3:N:209:ARG:C	3:N:210:ILE:HG13	2.38	0.44
3:N:221:PRO:O	3:N:225:PHE:CB	2.66	0.44
3:N:222:CYS:HA	3:N:225:PHE:CE1	2.53	0.44
3:N:254:THR:OG1	3:N:258:LEU:HD13	2.18	0.44
3:N:273:LEU:O	3:N:273:LEU:HD23	2.17	0.44
3:N:411:LEU:HD23	3:N:411:LEU:HA	1.69	0.44
4:O:6:LEU:HD21	4:O:67:ASN:OD1	2.18	0.44
4:O:36:LEU:CD2	4:O:51:THR:CG2	2.85	0.44
4:O:59:TRP:CZ2	4:O:84:LEU:CD2	3.01	0.44
4:O:311:PRO:CD	4:O:440:VAL:HG22	2.47	0.44
3:P:45:GLU:HB2	3:P:209:ARG:HH12	1.78	0.44
3:P:242:LYS:HZ3	1:Q:312:HIS:CE1	2.36	0.44
3:P:398:GLU:C	3:P:400:LYS:N	2.70	0.44
1:Q:53:SER:CB	2:R:99:ASP:OD1	2.65	0.44
1:Q:91:VAL:HG22	1:Q:92:LEU:N	2.33	0.44
2:R:42:LEU:HD13	2:R:190:TRP:CZ2	2.44	0.44
2:R:154:ASN:HA	2:R:211:ASN:HB2	1.99	0.44
2:R:185:THR:HG23	2:R:187:ASN:H	1.83	0.44
2:R:271:LEU:C	2:R:271:LEU:CD2	2.87	0.44
3:S:67:TRP:CE3	3:S:67:TRP:HA	2.53	0.44
3:S:95:ASN:HD22	3:S:127:TYR:C	2.21	0.44
3:S:287:SER:HA	3:S:290:ILE:HD11	1.93	0.44
3:S:432:GLU:HA	3:S:435:GLN:HB3	1.99	0.44
4:T:21:ALA:O	4:T:22:LYS:C	2.56	0.44
4:T:74:ILE:O	4:T:74:ILE:CG1	2.65	0.44

Continued on next page...

Continued from previous page...

Atom-1	Atom-2	Interatomic distance (Å)	Clash overlap (Å)
1:V:79:SER:O	1:V:80:ILE:HG13	2.18	0.44
1:V:87:GLN:CD	1:V:104:LEU:HD11	2.38	0.44
1:V:289:ILE:HG22	1:V:293:PHE:CE2	2.53	0.44
1:V:432:ALA:O	1:V:436:ASP:OD2	2.36	0.44
2:W:37:LEU:HD11	2:W:148:PHE:CD1	2.52	0.44
2:W:140:ASP:OD1	2:W:140:ASP:N	2.40	0.44
2:W:154:ASN:HA	2:W:211:ASN:HB2	1.99	0.44
2:W:180:ASP:OD2	2:W:219:LEU:CD2	2.61	0.44
2:W:306:CYS:CA	2:W:309:VAL:HB	2.47	0.44
3:X:32:THR:HB	3:X:59:GLN:O	2.17	0.44
3:X:99:ASP:O	3:X:124:PHE:HB2	2.18	0.44
3:X:264:ILE:HA	3:X:267:THR:CG2	2.48	0.44
3:X:290:ILE:HG13	3:X:291:VAL:N	2.33	0.44
4:Y:71:TYR:CD1	4:Y:111:ASN:CG	2.91	0.44
4:Y:202:ASP:O	4:Y:203:ILE:O	2.36	0.44
4:Y:255:ILE:HD12	4:Y:304:LEU:HD22	2.00	0.44
4:Y:305:ASN:HA	4:Y:308:LEU:CB	2.48	0.44
4:Y:472:ASN:OD1	4:Y:476:GLU:OE2	2.36	0.44
3:Z:45:GLU:CD	3:Z:134:HIS:ND1	2.71	0.44
3:Z:137:PHE:CG	3:Z:435:GLN:CD	2.91	0.44
3:Z:267:THR:O	3:Z:271:VAL:N	2.50	0.44
1:0:241:LEU:HD13	2:1:314:PHE:CD1	2.53	0.43
2:1:13:ILE:O	2:1:17:TYR:CB	2.57	0.43
2:1:50:GLU:HA	2:1:132:ILE:CG1	2.48	0.43
2:1:279:PRO:O	2:1:282:ALA:CB	2.62	0.43
3:2:72:TYR:CD1	3:2:72:TYR:O	2.71	0.43
3:2:277:TYR:HA	3:2:280:PHE:CZ	2.52	0.43
3:2:302:SER:CB	3:2:400:LYS:HG2	2.48	0.43
3:2:303:PRO:CG	3:2:400:LYS:NZ	2.81	0.43
4:3:299:ASN:CA	4:3:302:ILE:HB	2.47	0.43
4:3:449:ALA:HA	4:3:452:TRP:HB2	2.00	0.43
3:A:158:ILE:O	3:A:158:ILE:CG2	2.65	0.43
3:A:405:VAL:O	3:A:409:ILE:HG13	2.18	0.43
1:B:6:THR:O	1:B:9:SER:OG	2.27	0.43
1:B:131:LYS:HZ3	1:B:132:VAL:HB	1.76	0.43
1:B:241:LEU:HD13	2:C:314:PHE:CD1	2.53	0.43
1:B:301:VAL:O	1:B:305:HIS:N	2.49	0.43
3:D:49:ILE:CG2	3:D:125:LYS:HE3	2.47	0.43
3:D:130:ILE:O	3:D:131:ILE:CG1	2.66	0.43
3:D:130:ILE:O	3:D:131:ILE:HG12	2.18	0.43
3:D:132:VAL:O	3:D:274:ILE:HG23	2.18	0.43

Continued on next page...

Continued from previous page...

Atom-1	Atom-2	Interatomic distance (Å)	Clash overlap (Å)
3:D:222:CYS:SG	3:D:225:PHE:CE1	3.05	0.43
3:D:432:GLU:C	3:D:436:GLU:OE2	2.56	0.43
4:E:26:HIS:O	4:E:27:VAL:HG22	2.18	0.43
4:E:38:ASN:ND2	4:E:40:ILE:HG12	2.33	0.43
4:E:103:TYR:HB3	4:E:104:TYR:HD1	1.83	0.43
4:E:444:LYS:O	4:E:448:LYS:CG	2.60	0.43
3:F:56:LEU:CD1	3:F:90:LEU:CD1	2.96	0.43
3:F:68:ASN:CG	3:F:69:PRO:HD2	2.38	0.43
3:F:250:LEU:HD11	3:F:296:ILE:CG2	2.37	0.43
3:F:278:MET:CE	3:F:282:MET:CE	2.96	0.43
3:F:418:CYS:O	3:F:422:THR:CB	2.66	0.43
1:G:40:LEU:HD23	1:G:52:THR:HG1	1.83	0.43
1:G:153:THR:HB	1:G:204:TYR:CB	2.13	0.43
1:G:187:SER:HB2	1:G:214:GLN:HG3	2.00	0.43
1:G:289:ILE:HG22	1:G:293:PHE:CE2	2.53	0.43
1:G:432:ALA:O	1:G:436:ASP:OD2	2.36	0.43
2:H:30:VAL:CG1	2:H:159:SER:N	2.79	0.43
3:I:130:ILE:O	3:I:131:ILE:CG1	2.66	0.43
3:I:146:LEU:HD13	3:I:203:TYR:CD1	2.53	0.43
3:I:254:THR:OG1	3:I:258:LEU:HD13	2.18	0.43
3:I:413:VAL:HG12	3:I:417:ILE:CG1	2.44	0.43
4:J:39:LEU:CD2	4:J:183:TRP:CZ2	2.95	0.43
4:J:100:GLU:CG	4:J:122:ILE:O	2.66	0.43
4:J:215:GLN:CG	4:J:216:ARG:N	2.81	0.43
4:J:238:LEU:O	4:J:242:LEU:HD23	2.17	0.43
3:K:229:THR:O	3:K:233:PHE:CE1	2.67	0.43
3:K:249:VAL:CG1	3:K:253:LEU:HD23	2.44	0.43
3:K:432:GLU:HG3	3:K:436:GLU:HG3	2.00	0.43
1:L:463:PRO:HB2	1:L:464:PRO:CD	2.45	0.43
2:M:77:ILE:HD11	2:M:80:LEU:CG	2.47	0.43
2:M:259:THR:CB	3:N:244:THR:OG1	2.66	0.43
3:N:17:LYS:HE3	3:N:84:ASP:HA	1.99	0.43
3:N:92:LEU:HD13	3:N:146:LEU:CD2	2.47	0.43
3:N:260:ILE:O	3:N:264:ILE:HG13	2.18	0.43
4:O:71:TYR:CD1	4:O:111:ASN:CG	2.91	0.43
4:O:276:SER:CB	4:O:281:LEU:HD13	2.41	0.43
4:O:305:ASN:HA	4:O:308:LEU:CB	2.48	0.43
3:P:38:ILE:O	3:P:39:GLN:HG2	2.11	0.43
3:P:263:LEU:N	3:P:263:LEU:HD23	2.31	0.43
1:Q:91:VAL:N	1:Q:147:LYS:O	2.29	0.43
1:Q:236:ILE:O	1:Q:240:TYR:N	2.51	0.43

Continued on next page...

Continued from previous page...

Atom-1	Atom-2	Interatomic distance (Å)	Clash overlap (Å)
1:Q:247:GLU:O	1:Q:249:MET:CG	2.66	0.43
1:Q:432:ALA:O	1:Q:436:ASP:OD2	2.36	0.43
2:R:50:GLU:HA	2:R:132:ILE:CG1	2.48	0.43
2:R:162:LEU:CB	2:R:199:LYS:HB3	2.36	0.43
2:R:181:PRO:CD	2:R:192:ILE:HG21	2.45	0.43
2:R:219:LEU:CD1	2:R:221:ILE:HG22	2.48	0.43
4:T:26:HIS:O	4:T:27:VAL:HG22	2.18	0.43
4:T:72:GLU:O	4:T:73:GLY:C	2.57	0.43
4:T:284:LYS:C	4:T:287:ILE:HG23	2.37	0.43
4:T:312:ASN:H	4:T:440:VAL:HG11	1.82	0.43
4:T:416:VAL:O	4:T:420:ASN:N	2.51	0.43
3:U:47:ASN:O	3:U:49:ILE:HG13	2.19	0.43
3:U:133:THR:O	3:U:136:PRO:CG	2.64	0.43
1:V:187:SER:HB2	1:V:214:GLN:HG3	2.00	0.43
1:V:223:TYR:O	1:V:226:VAL:CG2	2.56	0.43
1:V:236:ILE:O	1:V:240:TYR:N	2.51	0.43
1:V:245:ALA:HB1	2:W:320:HIS:CD2	2.52	0.43
1:V:256:LEU:O	1:V:257:LEU:C	2.56	0.43
1:V:311:THR:CG2	1:V:312:HIS:N	2.81	0.43
2:W:14:VAL:HB	2:W:86:LEU:HD21	1.99	0.43
3:X:17:LYS:HE3	3:X:84:ASP:HA	1.99	0.43
3:X:57:ARG:CD	3:X:161:GLU:OE1	2.66	0.43
3:X:69:PRO:HA	3:X:73:GLY:HA3	2.00	0.43
3:X:283:ILE:O	3:X:287:SER:N	2.51	0.43
3:X:435:GLN:C	3:X:437:GLY:N	2.71	0.43
4:Y:58:GLN:HA	4:Y:59:TRP:CE3	2.53	0.43
4:Y:159:LEU:HD12	4:Y:192:LYS:CA	2.48	0.43
4:Y:449:ALA:HA	4:Y:452:TRP:HB2	2.00	0.43
4:Y:451:PHE:HA	4:Y:454:ALA:HB3	1.98	0.43
3:Z:93:TYR:HD2	3:Z:145:LYS:HD3	1.83	0.43
3:Z:128:CYS:SG	3:Z:144:MET:HE2	2.58	0.43
3:Z:134:HIS:CD2	3:Z:207:MET:CE	3.01	0.43
3:Z:201:ILE:HG22	3:Z:203:TYR:CE1	2.51	0.43
3:Z:278:MET:CE	3:Z:282:MET:CE	2.96	0.43
1:O:131:LYS:C	1:O:133:MET:H	2.20	0.43
1:O:137:PHE:C	1:O:464:PRO:O	2.57	0.43
1:O:151:TYR:HA	3:Z:107:LYS:HZ3	1.80	0.43
1:O:192:PRO:CB	1:O:210:TYR:HB2	2.48	0.43
2:1:132:ILE:HG22	2:1:133:ASN:O	2.17	0.43
2:1:185:THR:HG23	2:1:187:ASN:H	1.83	0.43
3:2:43:VAL:HG12	3:2:44:ASP:N	2.33	0.43

Continued on next page...

Continued from previous page...

Atom-1	Atom-2	Interatomic distance (Å)	Clash overlap (Å)
3:2:136:PRO:HG3	3:2:274:ILE:HG12	2.00	0.43
3:2:235:LEU:CD2	4:3:308:LEU:CG	2.93	0.43
4:3:6:LEU:HD21	4:3:67:ASN:OD1	2.18	0.43
4:3:58:GLN:HA	4:3:59:TRP:HE3	1.82	0.43
4:3:162:GLU:HB3	4:3:190:ALA:O	2.18	0.43
4:3:225:ILE:O	4:3:228:PRO:HG2	2.17	0.43
3:A:418:CYS:O	3:A:422:THR:CB	2.66	0.43
1:B:409:LYS:HB3	2:C:426:THR:HG23	1.95	0.43
1:B:463:PRO:HB2	1:B:464:PRO:CD	2.45	0.43
3:D:67:TRP:CE3	3:D:67:TRP:HA	2.53	0.43
3:D:72:TYR:CD1	3:D:72:TYR:O	2.71	0.43
3:D:92:LEU:HD13	3:D:146:LEU:CD2	2.47	0.43
3:D:178:MET:SD	3:D:207:MET:CG	3.06	0.43
3:D:220:ILE:N	3:D:221:PRO:CD	2.81	0.43
3:D:222:CYS:HA	3:D:225:PHE:CE1	2.53	0.43
4:E:136:PHE:HA	4:E:138:TRP:CH2	2.53	0.43
4:E:279:VAL:CB	4:E:280:PRO:CD	2.96	0.43
4:E:287:ILE:O	4:E:291:PHE:HD2	2.02	0.43
4:E:307:SER:C	4:E:314:HIS:O	2.56	0.43
1:G:53:SER:CB	2:H:99:ASP:OD1	2.65	0.43
1:G:251:LEU:CD1	2:H:261:ILE:HG21	2.40	0.43
2:H:22:ARG:HG2	2:H:153:TYR:CE2	2.52	0.43
2:H:279:PRO:HA	2:H:282:ALA:HB2	1.94	0.43
2:H:455:ARG:O	2:H:459:PHE:CD1	2.62	0.43
3:I:32:THR:CB	3:I:59:GLN:O	2.66	0.43
3:I:146:LEU:N	3:I:146:LEU:CD1	2.80	0.43
4:J:6:LEU:HD21	4:J:67:ASN:OD1	2.18	0.43
4:J:48:ALA:HA	4:J:126:THR:HA	2.00	0.43
4:J:284:LYS:C	4:J:287:ILE:HG23	2.37	0.43
3:K:56:LEU:CD1	3:K:90:LEU:CD1	2.96	0.43
3:K:117:MET:HE3	3:K:119:THR:HG21	2.00	0.43
3:K:250:LEU:HD11	3:K:296:ILE:CG2	2.37	0.43
3:K:385:HIS:C	3:K:385:HIS:ND1	2.70	0.43
1:L:91:VAL:HG22	1:L:92:LEU:N	2.33	0.43
1:L:217:PRO:CB	1:L:219:PHE:CE2	3.01	0.43
2:M:50:GLU:HA	2:M:132:ILE:CG1	2.48	0.43
2:M:204:ASP:CG	2:M:205:LYS:H	2.20	0.43
3:N:283:ILE:O	3:N:287:SER:N	2.51	0.43
3:N:290:ILE:HG13	3:N:291:VAL:N	2.33	0.43
3:N:302:SER:CB	3:N:400:LYS:HG2	2.48	0.43
3:N:397:GLU:HG3	3:N:401:TYR:HE2	1.82	0.43

Continued on next page...

Continued from previous page...

Atom-1	Atom-2	Interatomic distance (Å)	Clash overlap (Å)
4:O:270:GLN:O	4:O:273:PRO:HG2	2.18	0.43
3:P:34:GLY:O	3:P:57:ARG:HG2	2.18	0.43
3:P:92:LEU:HB2	3:P:95:ASN:HB2	1.98	0.43
3:P:107:LYS:HZ3	1:Q:151:TYR:HA	1.80	0.43
3:P:146:LEU:HD22	3:P:203:TYR:OH	2.17	0.43
3:P:158:ILE:O	3:P:158:ILE:CG2	2.65	0.43
3:P:249:VAL:CG1	3:P:253:LEU:HD23	2.44	0.43
3:P:279:LEU:HD13	3:P:282:MET:HG2	2.00	0.43
1:Q:100:PHE:HD2	1:Q:103:THR:HB	1.78	0.43
2:R:64:ASP:HB3	2:R:67:LEU:HB3	2.01	0.43
2:R:130:CYS:O	2:R:132:ILE:HD13	2.19	0.43
2:R:465:MET:O	2:R:465:MET:HG2	2.18	0.43
3:S:60:TRP:CE2	3:S:86:TRP:CH2	3.05	0.43
3:S:283:ILE:O	3:S:287:SER:N	2.51	0.43
4:T:58:GLN:HA	4:T:59:TRP:CE3	2.53	0.43
4:T:74:ILE:C	4:T:76:LEU:N	2.71	0.43
4:T:144:VAL:HG23	4:T:144:VAL:O	2.18	0.43
4:T:199:THR:O	4:T:200:LYS:HB3	2.18	0.43
4:T:202:ASP:O	4:T:203:ILE:O	2.36	0.43
4:T:472:ASN:OD1	4:T:476:GLU:OE2	2.36	0.43
3:U:263:LEU:N	3:U:263:LEU:HD23	2.31	0.43
1:V:68:ASP:O	1:V:72:TYR:CB	2.62	0.43
1:V:132:VAL:CG1	1:V:279:ILE:CA	2.87	0.43
1:V:163:ASP:HB3	1:V:193:SER:HG	1.83	0.43
1:V:197:TRP:HD1	1:V:205:GLU:N	2.17	0.43
1:V:227:PRO:CA	1:V:231:ILE:HG12	2.48	0.43
2:W:69:TRP:CB	2:W:73:GLU:CB	2.87	0.43
3:X:32:THR:CB	3:X:59:GLN:O	2.66	0.43
3:X:35:LEU:HD11	3:X:54:VAL:CG2	2.43	0.43
3:X:178:MET:SD	3:X:207:MET:CG	3.06	0.43
3:X:222:CYS:HA	3:X:225:PHE:CE1	2.53	0.43
4:Y:240:TYR:HD1	4:Y:303:VAL:HG21	1.82	0.43
3:Z:158:ILE:O	3:Z:158:ILE:CG2	2.65	0.43
3:Z:160:PRO:HG3	3:Z:185:LYS:CE	2.47	0.43
1:O:145:VAL:HG11	1:O:206:ASP:OD2	2.19	0.43
2:1:95:GLN:CD	2:1:147:LYS:HB3	2.39	0.43
2:1:235:PRO:O	2:1:239:ILE:N	2.35	0.43
3:2:49:ILE:CG2	3:2:125:LYS:HE3	2.48	0.43
4:3:74:ILE:HG12	4:3:76:LEU:O	2.17	0.43
4:3:214:ILE:C	4:3:214:ILE:CD1	2.82	0.43
4:3:240:TYR:HD1	4:3:303:VAL:HG21	1.82	0.43

Continued on next page...

Continued from previous page...

Atom-1	Atom-2	Interatomic distance (Å)	Clash overlap (Å)
4:3:287:ILE:O	4:3:291:PHE:HD2	2.02	0.43
3:A:46:VAL:CG2	3:A:270:ALA:C	2.87	0.43
1:B:107:ASN:HB2	2:C:152:ASN:CG	2.38	0.43
1:B:227:PRO:CA	1:B:231:ILE:HG12	2.48	0.43
3:D:85:VAL:CG2	3:D:108:LEU:CD1	2.96	0.43
3:D:130:ILE:O	3:D:134:HIS:CB	2.66	0.43
4:E:39:LEU:CD2	4:E:183:TRP:CZ2	2.95	0.43
4:E:48:ALA:HA	4:E:126:THR:HA	2.00	0.43
4:E:49:LEU:HD12	4:E:49:LEU:C	2.39	0.43
4:E:107:VAL:HG12	4:E:108:LEU:N	2.27	0.43
3:F:34:GLY:O	3:F:57:ARG:HG2	2.18	0.43
3:F:46:VAL:CG2	3:F:270:ALA:C	2.87	0.43
3:F:110:LEU:HD12	3:F:111:ASP:N	2.34	0.43
3:F:146:LEU:O	3:F:201:ILE:N	2.38	0.43
3:F:157:SER:HB2	3:F:199:LEU:HD12	2.00	0.43
3:F:281:THR:O	3:F:285:VAL:CG1	2.59	0.43
1:G:221:ILE:HA	1:G:224:THR:HB	1.98	0.43
1:G:241:LEU:HD13	2:H:314:PHE:CD1	2.53	0.43
1:G:311:THR:CG2	1:G:312:HIS:N	2.81	0.43
2:H:74:TYR:O	2:H:78:SER:HA	2.18	0.43
2:H:253:SER:OG	3:I:306:HIS:CB	2.64	0.43
2:H:302:VAL:C	2:H:306:CYS:SG	2.95	0.43
2:H:465:MET:O	2:H:465:MET:HG2	2.18	0.43
3:I:225:PHE:HD1	3:I:225:PHE:C	2.21	0.43
3:I:260:ILE:O	3:I:264:ILE:HG13	2.18	0.43
4:J:31:THR:N	4:J:58:GLN:O	2.38	0.43
4:J:91:LEU:HD13	4:J:145:PHE:N	2.34	0.43
4:J:144:VAL:HG23	4:J:144:VAL:O	2.18	0.43
3:K:46:VAL:CG2	3:K:270:ALA:C	2.87	0.43
3:K:47:ASN:O	3:K:49:ILE:HG13	2.18	0.43
3:K:60:TRP:NE1	3:K:116:ILE:HD12	2.28	0.43
3:K:134:HIS:CD2	3:K:207:MET:CE	3.01	0.43
3:K:158:ILE:O	3:K:158:ILE:CG2	2.65	0.43
3:K:278:MET:CE	3:K:282:MET:CE	2.96	0.43
1:L:106:VAL:CG1	1:L:107:ASN:N	2.81	0.43
1:L:145:VAL:HG11	1:L:206:ASP:OD2	2.19	0.43
1:L:236:ILE:O	1:L:240:TYR:N	2.51	0.43
1:L:434:VAL:HG12	1:L:438:LEU:HD12	1.99	0.43
2:M:51:THR:O	2:M:52:LEU:HD13	2.18	0.43
3:N:55:ARG:C	3:N:56:LEU:HD23	2.39	0.43
3:N:67:TRP:CE3	3:N:67:TRP:HA	2.53	0.43

Continued on next page...

Continued from previous page...

Atom-1	Atom-2	Interatomic distance (Å)	Clash overlap (Å)
3:N:76:LYS:HB3	3:N:76:LYS:HE2	1.58	0.43
3:N:85:VAL:CG2	3:N:108:LEU:CD1	2.96	0.43
3:N:130:ILE:O	3:N:131:ILE:CG1	2.66	0.43
4:O:48:ALA:HA	4:O:126:THR:HA	2.01	0.43
3:P:82:SER:O	3:P:83:ASP:C	2.56	0.43
3:P:251:LEU:CD1	4:T:256:SER:O	2.67	0.43
3:P:279:LEU:HD13	3:P:282:MET:CG	2.49	0.43
3:P:300:HIS:O	3:P:302:SER:N	2.46	0.43
1:Q:33:VAL:HG11	1:Q:158:LEU:CD1	2.46	0.43
1:Q:89:ASP:OD2	1:Q:149:TYR:N	2.50	0.43
1:Q:197:TRP:HD1	1:Q:205:GLU:N	2.17	0.43
1:Q:212:ILE:CD1	1:Q:469:ALA:HA	2.33	0.43
1:Q:236:ILE:HA	1:Q:239:PHE:CD2	2.52	0.43
2:R:82:LEU:O	2:R:87:ILE:CD1	2.66	0.43
2:R:211:ASN:O	2:R:212:TYR:C	2.56	0.43
3:S:3:HIS:O	3:S:7:LEU:N	2.45	0.43
3:S:35:LEU:CD2	3:S:164:ARG:NH1	2.64	0.43
3:S:60:TRP:O	3:S:116:ILE:CD1	2.66	0.43
3:S:132:VAL:O	3:S:274:ILE:HG23	2.18	0.43
3:S:169:THR:O	3:S:169:THR:CG2	2.56	0.43
3:S:260:ILE:O	3:S:264:ILE:HG13	2.18	0.43
3:S:401:TYR:O	3:S:401:TYR:HD1	2.00	0.43
4:T:48:ALA:HA	4:T:126:THR:HA	2.00	0.43
4:T:59:TRP:CZ2	4:T:84:LEU:CD2	3.01	0.43
4:T:61:ASP:OD1	4:T:63:ARG:HB2	2.19	0.43
4:T:109:VAL:HG13	4:T:115:MET:HE1	2.01	0.43
4:T:159:LEU:HD12	4:T:192:LYS:CA	2.48	0.43
4:T:236:VAL:O	4:T:240:TYR:N	2.50	0.43
4:T:246:ALA:HA	4:T:250:LYS:HZ2	1.83	0.43
3:U:56:LEU:CD1	3:U:90:LEU:CD1	2.96	0.43
3:U:285:VAL:HG13	3:U:286:ILE:CG1	2.47	0.43
3:U:405:VAL:O	3:U:405:VAL:HG23	2.18	0.43
2:W:30:VAL:CG1	2:W:159:SER:N	2.79	0.43
2:W:64:ASP:HB3	2:W:67:LEU:HB3	2.00	0.43
2:W:130:CYS:O	2:W:132:ILE:HD13	2.18	0.43
2:W:141:TRP:CB	2:W:221:ILE:O	2.66	0.43
3:X:130:ILE:O	3:X:131:ILE:CG1	2.66	0.43
3:X:131:ILE:CD1	3:X:133:THR:CB	2.95	0.43
4:Y:72:GLU:O	4:Y:73:GLY:C	2.57	0.43
4:Y:215:GLN:CG	4:Y:216:ARG:N	2.81	0.43
3:Z:47:ASN:O	3:Z:49:ILE:HG13	2.19	0.43

Continued on next page...

Continued from previous page...

Atom-1	Atom-2	Interatomic distance (Å)	Clash overlap (Å)
3:Z:418:CYS:O	3:Z:422:THR:CB	2.66	0.43
3:Z:422:THR:HA	3:Z:425:VAL:CG1	2.48	0.43
2:1:64:ASP:HB3	2:1:67:LEU:HB3	2.01	0.43
2:1:104:VAL:HA	2:1:106:TYR:CD1	2.53	0.43
3:2:38:ILE:O	3:2:39:GLN:CG	2.66	0.43
3:2:146:LEU:HD13	3:2:203:TYR:CD1	2.53	0.43
3:2:222:CYS:HA	3:2:225:PHE:CE1	2.53	0.43
3:2:244:THR:O	3:2:247:ILE:HB	2.19	0.43
3:2:381:TYR:O	3:2:385:HIS:HB2	2.18	0.43
3:2:419:ILE:O	3:2:423:VAL:N	2.51	0.43
3:2:432:GLU:C	3:2:436:GLU:OE2	2.56	0.43
4:3:100:GLU:CG	4:3:122:ILE:O	2.66	0.43
4:3:256:SER:O	3:Z:251:LEU:CD1	2.67	0.43
4:3:261:GLN:NE2	4:3:265:LEU:HD21	2.34	0.43
3:A:47:ASN:O	3:A:49:ILE:HG13	2.19	0.43
3:A:57:ARG:CZ	3:A:161:GLU:CD	2.87	0.43
3:A:82:SER:O	3:A:83:ASP:C	2.56	0.43
3:A:93:TYR:HD2	3:A:145:LYS:HD3	1.83	0.43
1:B:86:TRP:HD1	1:B:151:TYR:CE2	2.37	0.43
1:B:247:GLU:O	1:B:249:MET:CG	2.66	0.43
1:B:298:SER:CA	1:B:301:VAL:HG22	2.48	0.43
2:C:8:ILE:HD11	2:C:69:TRP:CZ3	2.46	0.43
2:C:62:TRP:CH2	2:C:120:TRP:HB3	2.52	0.43
2:C:180:ASP:CA	2:C:195:LYS:HG2	2.49	0.43
3:D:419:ILE:O	3:D:423:VAL:N	2.51	0.43
4:E:91:LEU:HD13	4:E:145:PHE:N	2.34	0.43
4:E:215:GLN:CG	4:E:216:ARG:N	2.81	0.43
1:G:197:TRP:HD1	1:G:205:GLU:N	2.17	0.43
2:H:51:THR:O	2:H:52:LEU:HD13	2.18	0.43
2:H:130:CYS:O	2:H:132:ILE:HD13	2.19	0.43
2:H:252:GLU:O	2:H:253:SER:HB2	2.19	0.43
2:H:259:THR:CB	3:I:244:THR:OG1	2.66	0.43
3:I:37:LEU:HB2	3:I:54:VAL:HG13	1.99	0.43
3:I:95:ASN:HD22	3:I:127:TYR:C	2.21	0.43
3:I:242:LYS:HB2	3:I:245:LEU:HB2	1.99	0.43
3:I:263:LEU:HD11	4:J:266:PHE:HZ	1.74	0.43
3:I:290:ILE:HG13	3:I:291:VAL:N	2.33	0.43
4:J:21:ALA:O	4:J:22:LYS:C	2.56	0.43
4:J:74:ILE:C	4:J:76:LEU:N	2.71	0.43
4:J:225:ILE:HD13	4:J:225:ILE:HA	1.80	0.43
4:J:270:GLN:O	4:J:273:PRO:HG2	2.18	0.43

Continued on next page...

Continued from previous page...

Atom-1	Atom-2	Interatomic distance (Å)	Clash overlap (Å)
4:J:293:SER:HA	4:J:296:ILE:HG23	1.99	0.43
3:K:57:ARG:CZ	3:K:161:GLU:CD	2.87	0.43
3:K:93:TYR:HD2	3:K:145:LYS:HD3	1.84	0.43
3:K:176:TRP:HD1	3:K:207:MET:HG3	1.82	0.43
3:K:306:HIS:CB	4:O:250:LYS:HZ1	2.32	0.43
1:L:32:ARG:CG	1:L:59:ALA:O	2.66	0.43
1:L:79:SER:O	1:L:80:ILE:HG13	2.18	0.43
1:L:87:GLN:CD	1:L:104:LEU:HD11	2.38	0.43
1:L:227:PRO:CA	1:L:231:ILE:HG12	2.48	0.43
1:L:247:GLU:O	1:L:249:MET:CG	2.66	0.43
1:L:256:LEU:O	1:L:257:LEU:C	2.56	0.43
1:L:291:VAL:HG13	1:L:292:ALA:N	2.32	0.43
2:M:130:CYS:O	2:M:132:ILE:HD13	2.19	0.43
2:M:455:ARG:O	2:M:459:PHE:CD1	2.62	0.43
3:N:20:ARG:CG	3:N:20:ARG:NH1	2.38	0.43
3:N:43:VAL:HG12	3:N:44:ASP:N	2.33	0.43
4:O:91:LEU:HD13	4:O:145:PHE:N	2.34	0.43
4:O:132:THR:C	4:O:134:PHE:H	2.10	0.43
4:O:242:LEU:HG	4:O:243:PRO:HD3	2.01	0.43
4:O:290:MET:O	4:O:294:LEU:N	2.49	0.43
4:O:436:ASN:O	4:O:437:GLU:C	2.57	0.43
3:P:57:ARG:CZ	3:P:161:GLU:CD	2.87	0.43
3:P:66:ARG:HA	3:P:113:THR:O	2.18	0.43
3:P:223:LEU:HA	3:P:226:SER:HB2	2.00	0.43
1:Q:163:ASP:CB	1:Q:193:SER:OG	2.66	0.43
1:Q:187:SER:HB2	1:Q:214:GLN:HG3	2.00	0.43
1:Q:192:PRO:CB	1:Q:210:TYR:HB2	2.48	0.43
2:R:60:HIS:CE1	2:R:160:MET:CE	3.01	0.43
3:S:38:ILE:O	3:S:39:GLN:CG	2.66	0.43
3:S:130:ILE:O	3:S:131:ILE:CG1	2.66	0.43
3:S:302:SER:CB	3:S:400:LYS:HG2	2.48	0.43
3:S:384:GLU:HA	3:S:384:GLU:OE1	2.19	0.43
4:T:255:ILE:HD12	4:T:304:LEU:HD22	2.00	0.43
4:T:449:ALA:HA	4:T:452:TRP:HB2	2.00	0.43
3:U:28:PHE:CE1	3:U:154:THR:HA	2.54	0.43
3:U:34:GLY:O	3:U:57:ARG:HG2	2.18	0.43
3:U:60:TRP:NE1	3:U:116:ILE:HD12	2.28	0.43
3:U:93:TYR:HD2	3:U:145:LYS:HD3	1.84	0.43
3:U:110:LEU:HD12	3:U:111:ASP:N	2.34	0.43
3:U:297:ASN:O	3:U:300:HIS:HB2	2.19	0.43
1:V:247:GLU:O	1:V:249:MET:CG	2.66	0.43

Continued on next page...

Continued from previous page...

Atom-1	Atom-2	Interatomic distance (Å)	Clash overlap (Å)
2:W:82:LEU:O	2:W:87:ILE:CD1	2.66	0.43
2:W:95:GLN:CD	2:W:147:LYS:HB3	2.38	0.43
2:W:181:PRO:CD	2:W:192:ILE:HG21	2.45	0.43
2:W:191:GLU:HG3	2:W:222:ARG:HB3	2.00	0.43
3:X:31:ILE:HG21	3:X:158:ILE:HG12	2.00	0.43
3:X:55:ARG:C	3:X:56:LEU:HD23	2.39	0.43
3:X:92:LEU:HD13	3:X:146:LEU:CD2	2.47	0.43
3:X:291:VAL:O	3:X:295:VAL:N	2.40	0.43
4:Y:261:GLN:NE2	4:Y:265:LEU:HD21	2.34	0.43
3:Z:82:SER:O	3:Z:83:ASP:C	2.56	0.43
1:0:186:TRP:HB2	1:0:187:SER:H	1.66	0.43
1:0:217:PRO:CB	1:0:219:PHE:CE2	3.01	0.43
2:1:271:LEU:C	2:1:271:LEU:CD2	2.87	0.43
3:2:67:TRP:CG	3:2:71:ASP:HB3	2.53	0.43
3:2:135:PHE:O	3:2:210:ILE:HD11	2.18	0.43
3:2:225:PHE:HD1	3:2:225:PHE:C	2.21	0.43
4:3:215:GLN:HG3	4:3:216:ARG:N	2.34	0.43
4:3:215:GLN:CG	4:3:216:ARG:N	2.81	0.43
4:3:279:VAL:CB	4:3:280:PRO:CD	2.96	0.43
3:A:28:PHE:CE1	3:A:154:THR:HA	2.54	0.43
3:A:41:ILE:HG21	3:A:123:ILE:HD11	2.00	0.43
3:A:68:ASN:CG	3:A:69:PRO:HD2	2.38	0.43
3:A:76:LYS:CG	3:A:112:TYR:CE2	3.01	0.43
3:A:133:THR:HG21	3:A:140:GLN:OE1	2.19	0.43
3:A:160:PRO:HG3	3:A:185:LYS:CE	2.47	0.43
3:A:178:MET:HA	3:A:207:MET:CB	2.49	0.43
3:A:278:MET:CE	3:A:282:MET:CE	2.96	0.43
3:A:303:PRO:CB	3:A:400:LYS:HD3	2.31	0.43
1:B:20:ARG:O	1:B:22:SER:N	2.46	0.43
1:B:137:PHE:C	1:B:464:PRO:O	2.57	0.43
1:B:291:VAL:HG13	1:B:292:ALA:N	2.32	0.43
2:C:58:MET:O	2:C:58:MET:CG	2.57	0.43
2:C:60:HIS:CE1	2:C:160:MET:CE	3.01	0.43
2:C:289:GLY:HA3	2:C:293:MET:HE1	2.00	0.43
3:D:260:ILE:O	3:D:264:ILE:HG13	2.18	0.43
4:E:6:LEU:HD21	4:E:67:ASN:OD1	2.18	0.43
4:E:59:TRP:CZ2	4:E:84:LEU:CD2	3.01	0.43
4:E:74:ILE:C	4:E:76:LEU:N	2.71	0.43
4:E:116:TYR:CD1	4:E:116:TYR:C	2.92	0.43
4:E:240:TYR:HD1	4:E:303:VAL:HG21	1.82	0.43
4:E:288:PHE:O	4:E:292:VAL:HG23	2.19	0.43

Continued on next page...

Continued from previous page...

Atom-1	Atom-2	Interatomic distance (Å)	Clash overlap (Å)
4:E:416:VAL:O	4:E:420:ASN:N	2.51	0.43
3:F:279:LEU:HD13	3:F:282:MET:CG	2.49	0.43
3:F:285:VAL:HG13	3:F:286:ILE:CG1	2.47	0.43
3:F:297:ASN:O	3:F:300:HIS:HB2	2.19	0.43
3:F:415:MET:O	3:F:419:ILE:N	2.50	0.43
1:G:247:GLU:O	1:G:249:MET:CG	2.66	0.43
1:G:258:ALA:CB	2:H:265:LEU:CD1	2.91	0.43
2:H:66:ARG:NH1	2:H:66:ARG:CG	2.69	0.43
2:H:230:ILE:CG1	2:H:231:ASN:ND2	2.67	0.43
3:I:60:TRP:O	3:I:116:ILE:CD1	2.66	0.43
3:I:132:VAL:O	3:I:274:ILE:HG23	2.18	0.43
3:I:175:GLU:O	3:I:209:ARG:HG3	2.19	0.43
3:I:244:THR:O	3:I:247:ILE:HB	2.19	0.43
4:J:36:LEU:CD2	4:J:51:THR:CG2	2.85	0.43
4:J:38:ASN:ND2	4:J:40:ILE:HG12	2.33	0.43
4:J:182:GLU:HA	4:J:182:GLU:OE1	2.18	0.43
4:J:202:ASP:O	4:J:203:ILE:O	2.36	0.43
4:J:214:ILE:C	4:J:214:ILE:CD1	2.82	0.43
4:J:217:LYS:HZ1	4:J:219:LEU:HD12	1.83	0.43
4:J:242:LEU:HG	4:J:243:PRO:HD3	2.01	0.43
4:J:287:ILE:O	4:J:291:PHE:HD2	2.02	0.43
3:K:45:GLU:CD	3:K:134:HIS:ND1	2.71	0.43
1:L:68:ASP:O	1:L:72:TYR:CB	2.62	0.43
1:L:301:VAL:O	1:L:305:HIS:N	2.49	0.43
1:L:302:LEU:HD12	1:L:302:LEU:HA	1.88	0.43
1:L:311:THR:CG2	1:L:312:HIS:N	2.81	0.43
2:M:4:GLU:CG	2:M:5:GLU:N	2.82	0.43
2:M:35:LEU:CD2	2:M:215:VAL:HG21	2.44	0.43
2:M:211:ASN:O	2:M:212:TYR:C	2.56	0.43
2:M:216:THR:O	2:M:217:PHE:CD1	2.59	0.43
2:M:263:VAL:O	2:M:267:GLN:HG3	2.17	0.43
2:M:271:LEU:C	2:M:271:LEU:CD2	2.87	0.43
3:N:72:TYR:CD1	3:N:72:TYR:O	2.71	0.43
3:N:130:ILE:O	3:N:131:ILE:HG12	2.18	0.43
4:O:173:ASP:CG	4:O:185:ILE:CD1	2.86	0.43
4:O:193:ASN:O	4:O:206:GLN:HG2	2.19	0.43
4:O:261:GLN:NE2	4:O:265:LEU:HD21	2.34	0.43
4:O:288:PHE:O	4:O:292:VAL:HG23	2.19	0.43
4:O:452:TRP:O	4:O:456:LEU:HB3	2.18	0.43
3:P:92:LEU:H	3:P:92:LEU:HD23	1.84	0.43
3:P:110:LEU:HD12	3:P:111:ASP:N	2.34	0.43

Continued on next page...

Continued from previous page...

Atom-1	Atom-2	Interatomic distance (Å)	Clash overlap (Å)
3:P:301:ARG:HG2	3:P:301:ARG:NH1	2.32	0.43
3:P:374:SER:N	3:P:377:GLU:CD	2.72	0.43
3:P:413:VAL:HG12	3:P:417:ILE:CG1	2.47	0.43
1:Q:75:ILE:HD12	1:Q:78:LEU:HB2	1.98	0.43
1:Q:249:MET:HE1	1:Q:250:SER:HB3	1.99	0.43
2:R:144:CYS:SG	2:R:146:LEU:CD1	2.94	0.43
2:R:224:LYS:NZ	2:R:291:TYR:HE2	2.17	0.43
2:R:259:THR:CB	3:S:244:THR:OG1	2.66	0.43
3:S:37:LEU:N	3:S:164:ARG:HH22	2.11	0.43
3:S:55:ARG:C	3:S:56:LEU:HD23	2.39	0.43
3:S:146:LEU:HD13	3:S:203:TYR:CD1	2.53	0.43
3:S:219:ILE:HD12	3:S:219:ILE:O	2.17	0.43
4:T:38:ASN:ND2	4:T:40:ILE:HG12	2.33	0.43
4:T:42:LEU:HD12	4:T:42:LEU:HA	1.80	0.43
4:T:162:GLU:HB3	4:T:190:ALA:O	2.18	0.43
3:U:133:THR:HG21	3:U:140:GLN:OE1	2.19	0.43
3:U:251:LEU:CD1	4:Y:256:SER:O	2.67	0.43
3:U:287:SER:C	3:U:289:ILE:N	2.71	0.43
3:U:398:GLU:C	3:U:400:LYS:N	2.70	0.43
3:U:422:THR:HA	3:U:425:VAL:CG1	2.48	0.43
1:V:424:LEU:O	1:V:427:ASP:HB3	2.18	0.43
2:W:54:THR:OG1	2:W:126:PHE:CE1	2.65	0.43
2:W:83:ARG:CB	2:W:84:PRO:HD2	2.33	0.43
3:X:78:ILE:CD1	3:X:110:LEU:CG	2.94	0.43
3:X:89:ASP:CB	3:X:149:TRP:CD1	3.00	0.43
4:Y:26:HIS:O	4:Y:27:VAL:HG22	2.18	0.43
3:Z:208:GLN:OE1	3:Z:435:GLN:CG	2.63	0.43
1:0:20:ARG:O	1:0:22:SER:N	2.46	0.43
1:0:24:THR:CG2	1:0:25:VAL:N	2.76	0.43
1:0:46:LYS:CA	1:0:278:PRO:HD2	2.46	0.43
1:0:247:GLU:O	1:0:249:MET:CG	2.66	0.43
1:0:424:LEU:O	1:0:427:ASP:HB3	2.18	0.43
2:1:29:GLU:O	2:1:30:VAL:CG2	2.66	0.43
2:1:162:LEU:CB	2:1:199:LYS:HB3	2.36	0.43
2:1:194:HIS:CG	2:1:195:LYS:N	2.87	0.43
2:1:211:ASN:ND2	2:1:212:TYR:CE2	2.87	0.43
3:2:60:TRP:O	3:2:116:ILE:CD1	2.66	0.43
3:2:186:HIS:ND1	3:2:187:TRP:N	2.57	0.43
3:2:212:LEU:O	3:2:216:VAL:HG22	2.17	0.43
4:3:61:ASP:OD1	4:3:63:ARG:HB2	2.19	0.43
4:3:89:VAL:CG2	4:3:99:PHE:CZ	2.95	0.43

Continued on next page...

Continued from previous page...

Atom-1	Atom-2	Interatomic distance (Å)	Clash overlap (Å)
4:3:116:TYR:CD1	4:3:116:TYR:C	2.92	0.43
4:3:138:TRP:CZ2	4:3:215:GLN:CD	2.92	0.43
4:3:193:ASN:O	4:3:206:GLN:HG2	2.19	0.43
4:3:270:GLN:O	4:3:273:PRO:HG2	2.18	0.43
4:3:305:ASN:HA	4:3:308:LEU:CB	2.48	0.43
3:A:229:THR:O	3:A:233:PHE:CE1	2.67	0.43
3:A:397:GLU:HA	3:A:400:LYS:CG	2.49	0.43
2:C:82:LEU:O	2:C:87:ILE:CD1	2.66	0.43
2:C:95:GLN:CD	2:C:147:LYS:HB3	2.38	0.43
2:C:224:LYS:NZ	2:C:291:TYR:HE2	2.17	0.43
2:C:252:GLU:O	2:C:253:SER:HB2	2.19	0.43
2:C:316:THR:HG21	2:C:447:ASN:CA	2.48	0.43
3:D:35:LEU:CD1	3:D:54:VAL:HG21	2.46	0.43
3:D:89:ASP:CB	3:D:149:TRP:CD1	3.00	0.43
3:D:283:ILE:O	3:D:287:SER:N	2.51	0.43
3:D:305:THR:HG21	3:D:401:TYR:N	2.33	0.43
4:E:270:GLN:O	4:E:273:PRO:HG2	2.18	0.43
4:E:436:ASN:O	4:E:437:GLU:C	2.57	0.43
4:E:452:TRP:O	4:E:456:LEU:HB3	2.18	0.43
3:F:28:PHE:CE1	3:F:154:THR:HA	2.54	0.43
3:F:43:VAL:CG1	3:F:50:VAL:CG2	2.90	0.43
3:F:57:ARG:CZ	3:F:161:GLU:CD	2.87	0.43
3:F:133:THR:HG21	3:F:140:GLN:OE1	2.19	0.43
3:F:304:SER:CB	3:F:400:LYS:HZ2	2.31	0.43
1:G:44:ASN:O	1:G:130:ILE:HD11	2.19	0.43
1:G:81:PRO:O	1:G:82:SER:O	2.37	0.43
1:G:89:ASP:OD2	1:G:149:TYR:N	2.50	0.43
2:H:180:ASP:H	2:H:195:LYS:CG	2.25	0.43
2:H:472:ILE:CB	2:H:475:MET:SD	2.99	0.43
2:H:479:ASN:C	2:H:482:PRO:HD2	2.39	0.43
4:J:261:GLN:HG3	4:J:262:THR:N	2.29	0.43
4:J:288:PHE:O	4:J:292:VAL:HG23	2.19	0.43
4:J:307:SER:C	4:J:314:HIS:O	2.56	0.43
3:K:92:LEU:H	3:K:92:LEU:HD23	1.83	0.43
3:K:405:VAL:O	3:K:409:ILE:HG13	2.18	0.43
1:L:106:VAL:HG12	1:L:118:TRP:NE1	2.34	0.43
2:M:82:LEU:O	2:M:87:ILE:CD1	2.66	0.43
2:M:91:ASP:OD2	2:M:152:ASN:CB	2.67	0.43
2:M:245:LEU:O	2:M:249:LEU:N	2.39	0.43
4:O:27:VAL:CG1	4:O:154:GLU:CA	2.80	0.43
4:O:58:GLN:HA	4:O:59:TRP:HE3	1.82	0.43

Continued on next page...

Continued from previous page...

Atom-1	Atom-2	Interatomic distance (Å)	Clash overlap (Å)
4:O:136:PHE:HA	4:O:138:TRP:CH2	2.54	0.43
4:O:142:SER:OG	4:O:209:ILE:CD1	2.57	0.43
4:O:159:LEU:HD12	4:O:192:LYS:CA	2.48	0.43
4:O:182:GLU:HA	4:O:182:GLU:OE1	2.18	0.43
4:O:209:ILE:CG1	4:O:211:PHE:HE1	2.28	0.43
3:P:108:LEU:HD11	3:P:118:TRP:HB2	1.98	0.43
3:P:133:THR:HG21	3:P:140:GLN:OE1	2.19	0.43
3:P:137:PHE:CG	3:P:435:GLN:CD	2.91	0.43
3:P:146:LEU:N	3:P:146:LEU:CD1	2.80	0.43
3:P:170:PHE:CE1	3:P:176:TRP:NE1	2.82	0.43
3:P:405:VAL:O	3:P:405:VAL:HG23	2.18	0.43
1:Q:88:PRO:CB	1:Q:90:ILE:HG13	2.43	0.43
1:Q:286:PHE:CE1	1:Q:287:ILE:HG23	2.54	0.43
1:Q:311:THR:CG2	1:Q:312:HIS:N	2.81	0.43
1:Q:406:GLU:HG2	1:Q:409:LYS:CD	2.46	0.43
1:Q:424:LEU:O	1:Q:427:ASP:HB3	2.18	0.43
2:R:35:LEU:CD2	2:R:215:VAL:HG21	2.44	0.43
2:R:81:ARG:HH12	2:R:111:LEU:HB2	1.83	0.43
2:R:83:ARG:HA	2:R:83:ARG:HD3	1.89	0.43
2:R:266:ALA:HB2	3:S:251:LEU:HD13	1.99	0.43
3:S:32:THR:CB	3:S:59:GLN:O	2.66	0.43
3:S:92:LEU:HD13	3:S:146:LEU:CD2	2.47	0.43
3:S:107:LYS:NZ	4:T:149:THR:CA	2.74	0.43
3:S:175:GLU:O	3:S:209:ARG:HG3	2.19	0.43
3:S:419:ILE:O	3:S:423:VAL:N	2.51	0.43
4:T:105:ALA:HB3	4:T:117:TRP:HE1	1.83	0.43
3:U:46:VAL:HG12	3:U:47:ASN:N	2.31	0.43
3:U:94:ASN:O	3:U:127:TYR:CD2	2.72	0.43
3:U:223:LEU:HA	3:U:226:SER:HB2	2.00	0.43
1:V:23:GLN:O	1:V:23:GLN:HG2	2.19	0.43
1:V:107:ASN:HB2	2:W:152:ASN:CG	2.38	0.43
1:V:286:PHE:CE1	1:V:287:ILE:HG23	2.54	0.43
1:V:440:LEU:C	1:V:443:PHE:H	2.22	0.43
2:W:4:GLU:CG	2:W:5:GLU:N	2.82	0.43
2:W:60:HIS:CE1	2:W:160:MET:CE	3.01	0.43
2:W:185:THR:HG23	2:W:187:ASN:H	1.83	0.43
2:W:271:LEU:C	2:W:271:LEU:CD2	2.87	0.43
3:X:114:GLY:O	3:X:115:LYS:C	2.56	0.43
3:X:136:PRO:HG3	3:X:274:ILE:HG12	2.00	0.43
3:X:175:GLU:O	3:X:209:ARG:HG3	2.19	0.43
4:Y:44:GLU:CG	4:Y:129:ILE:CG1	2.63	0.43

Continued on next page...

Continued from previous page...

Atom-1	Atom-2	Interatomic distance (Å)	Clash overlap (Å)
4:Y:58:GLN:HA	4:Y:59:TRP:HE3	1.82	0.43
4:Y:138:TRP:CZ2	4:Y:215:GLN:CD	2.92	0.43
4:Y:288:PHE:O	4:Y:292:VAL:HG23	2.19	0.43
3:Z:59:GLN:HE22	3:Z:117:MET:CB	2.31	0.43
3:Z:139:GLN:HB2	3:Z:207:MET:C	2.36	0.43
3:Z:190:TYR:C	3:Z:192:CYS:N	2.71	0.43
3:Z:397:GLU:HA	3:Z:400:LYS:CG	2.49	0.43
3:Z:405:VAL:O	3:Z:409:ILE:HG13	2.18	0.43
1:0:28:LYS:HG2	1:0:155:GLU:HA	2.01	0.43
1:0:106:VAL:HG12	1:0:118:TRP:NE1	2.34	0.43
1:0:134:TYR:CD1	1:0:213:ILE:CG1	2.89	0.43
1:0:227:PRO:O	1:0:231:ILE:N	2.37	0.43
1:0:249:MET:HE2	1:0:250:SER:HB3	2.00	0.43
1:0:406:GLU:HG2	1:0:409:LYS:CD	2.46	0.43
2:1:154:ASN:HA	2:1:211:ASN:HB2	1.99	0.43
2:1:211:ASN:O	2:1:212:TYR:C	2.56	0.43
2:1:262:CYS:C	3:2:251:LEU:HD11	2.39	0.43
3:2:32:THR:CB	3:2:59:GLN:O	2.66	0.43
3:2:130:ILE:O	3:2:131:ILE:HG12	2.18	0.43
3:2:181:TYR:CE1	3:2:203:TYR:HB3	2.49	0.43
4:3:49:LEU:HD12	4:3:49:LEU:C	2.39	0.43
4:3:247:GLY:N	4:3:250:LYS:HZ2	2.15	0.43
4:3:250:LYS:HA	4:3:253:LEU:CB	2.31	0.43
4:3:284:LYS:C	4:3:287:ILE:HG23	2.37	0.43
4:3:288:PHE:O	4:3:292:VAL:HG23	2.19	0.43
4:3:452:TRP:O	4:3:456:LEU:HB3	2.18	0.43
3:A:297:ASN:O	3:A:300:HIS:HB2	2.19	0.43
1:B:37:LEU:CD2	1:B:179:ALA:C	2.85	0.43
1:B:53:SER:CB	2:C:99:ASP:OD1	2.65	0.43
1:B:248:LYS:HB2	1:B:248:LYS:HE2	1.79	0.43
1:B:434:VAL:HG13	1:B:438:LEU:HD12	2.01	0.43
2:C:91:ASP:OD2	2:C:152:ASN:CB	2.67	0.43
2:C:211:ASN:O	2:C:212:TYR:C	2.57	0.43
2:C:241:PHE:C	2:C:245:LEU:HG	2.34	0.43
2:C:262:CYS:C	3:D:251:LEU:HD11	2.39	0.43
2:C:271:LEU:C	2:C:271:LEU:CD2	2.87	0.43
3:D:55:ARG:C	3:D:56:LEU:HD23	2.39	0.43
3:D:95:ASN:HD22	3:D:127:TYR:C	2.21	0.43
3:D:136:PRO:HG3	3:D:274:ILE:HG12	2.00	0.43
3:D:170:PHE:CD1	3:D:170:PHE:C	2.89	0.43
3:D:263:LEU:CD1	4:E:266:PHE:CZ	2.90	0.43

Continued on next page...

Continued from previous page...

Atom-1	Atom-2	Interatomic distance (Å)	Clash overlap (Å)
3:D:432:GLU:HA	3:D:435:GLN:HB3	1.99	0.43
4:E:74:ILE:O	4:E:74:ILE:CG1	2.65	0.43
4:E:128:PRO:O	4:E:129:ILE:CG1	2.60	0.43
4:E:173:ASP:OD1	4:E:173:ASP:O	2.37	0.43
4:E:242:LEU:HG	4:E:243:PRO:HD3	2.00	0.43
3:F:65:LEU:HB3	3:F:110:LEU:CD2	2.49	0.43
3:F:234:TYR:CD1	3:F:410:LEU:HD21	2.54	0.43
3:F:243:MET:HE3	3:F:244:THR:H	1.83	0.43
1:G:444:ILE:CG2	1:G:445:THR:N	2.75	0.43
1:G:463:PRO:HB2	1:G:464:PRO:CD	2.45	0.43
2:H:21:VAL:O	2:H:23:PRO:HD3	2.19	0.43
2:H:64:ASP:HB3	2:H:67:LEU:HB3	2.01	0.43
2:H:125:ILE:O	2:H:125:ILE:HG22	2.16	0.43
2:H:194:HIS:CG	2:H:195:LYS:N	2.87	0.43
3:I:37:LEU:N	3:I:164:ARG:HH22	2.11	0.43
3:I:67:TRP:CG	3:I:71:ASP:HB3	2.53	0.43
3:I:283:ILE:O	3:I:287:SER:N	2.51	0.43
3:I:401:TYR:O	3:I:401:TYR:HD1	2.00	0.43
4:J:128:PRO:O	4:J:129:ILE:CG1	2.60	0.43
4:J:215:GLN:HG3	4:J:216:ARG:N	2.34	0.43
4:J:452:TRP:O	4:J:456:LEU:HB3	2.18	0.43
3:K:251:LEU:CD1	4:O:256:SER:O	2.67	0.43
3:K:418:CYS:O	3:K:422:THR:CB	2.66	0.43
1:L:130:ILE:CG2	1:L:134:TYR:CE2	3.01	0.43
1:L:152:ASP:CG	1:L:203:SER:HB3	2.39	0.43
1:L:197:TRP:HD1	1:L:205:GLU:N	2.17	0.43
1:L:241:LEU:HD13	2:M:314:PHE:CD1	2.53	0.43
2:M:64:ASP:HB3	2:M:67:LEU:HB3	2.01	0.43
2:M:252:GLU:O	2:M:253:SER:HB2	2.19	0.43
2:M:292:LEU:HD23	2:M:292:LEU:HA	1.86	0.43
3:N:303:PRO:CG	3:N:400:LYS:NZ	2.81	0.43
3:N:432:GLU:HG2	3:N:435:GLN:HE22	1.70	0.43
4:O:1:ASN:CG	4:O:68:THR:HB	2.39	0.43
4:O:38:ASN:ND2	4:O:40:ILE:HG12	2.33	0.43
4:O:116:TYR:HD1	4:O:116:TYR:C	2.22	0.43
4:O:214:ILE:HD12	4:O:215:GLN:N	2.34	0.43
4:O:215:GLN:HG3	4:O:216:ARG:N	2.34	0.43
3:P:60:TRP:NE1	3:P:116:ILE:HD12	2.28	0.43
3:P:67:TRP:CE3	3:P:67:TRP:HA	2.54	0.43
3:P:292:THR:O	3:P:296:ILE:N	2.40	0.43
3:P:397:GLU:HA	3:P:400:LYS:CG	2.49	0.43

Continued on next page...

Continued from previous page...

Atom-1	Atom-2	Interatomic distance (Å)	Clash overlap (Å)
3:P:405:VAL:O	3:P:409:ILE:HG13	2.18	0.43
1:Q:23:GLN:O	1:Q:23:GLN:HG2	2.19	0.43
1:Q:160:HIS:CD2	1:Q:209:PHE:HE1	2.37	0.43
2:R:30:VAL:CG1	2:R:159:SER:N	2.79	0.43
2:R:141:TRP:CB	2:R:221:ILE:O	2.66	0.43
3:S:17:LYS:HE3	3:S:84:ASP:HA	1.99	0.43
3:S:89:ASP:O	3:S:149:TRP:CB	2.55	0.43
3:S:264:ILE:HA	3:S:267:THR:CG2	2.48	0.43
3:S:274:ILE:HB	3:S:276:LYS:HD3	2.01	0.43
4:T:36:LEU:CD2	4:T:51:THR:CG2	2.85	0.43
4:T:238:LEU:O	4:T:242:LEU:HD23	2.17	0.43
3:U:62:ASP:C	3:U:64:ARG:N	2.71	0.43
3:U:67:TRP:CE3	3:U:67:TRP:HA	2.54	0.43
3:U:92:LEU:H	3:U:92:LEU:HD23	1.83	0.43
3:U:234:TYR:CD1	3:U:410:LEU:HD21	2.53	0.43
3:U:279:LEU:HD13	3:U:282:MET:HG2	2.00	0.43
3:U:376:ILE:HG23	3:U:380:LYS:HZ1	1.81	0.43
1:V:53:SER:O	1:V:54:VAL:HG13	2.19	0.43
2:W:50:GLU:HA	2:W:132:ILE:CG1	2.48	0.43
2:W:104:VAL:HA	2:W:106:TYR:CD1	2.53	0.43
2:W:144:CYS:SG	2:W:146:LEU:CD1	2.94	0.43
3:X:36:GLN:H	3:X:54:VAL:HG12	1.84	0.43
3:X:38:ILE:O	3:X:39:GLN:CG	2.66	0.43
3:X:72:TYR:CD1	3:X:72:TYR:O	2.71	0.43
3:X:95:ASN:HD22	3:X:127:TYR:C	2.21	0.43
3:X:130:ILE:O	3:X:131:ILE:HG12	2.18	0.43
4:Y:48:ALA:HA	4:Y:126:THR:HA	2.01	0.43
4:Y:59:TRP:CZ2	4:Y:84:LEU:CD2	3.01	0.43
4:Y:215:GLN:HG3	4:Y:216:ARG:N	2.34	0.43
4:Y:276:SER:CB	4:Y:281:LEU:HD13	2.41	0.43
3:Z:20:ARG:HA	3:Z:21:PRO:HD2	1.84	0.43
3:Z:65:LEU:HB3	3:Z:110:LEU:CD2	2.49	0.43
3:Z:405:VAL:O	3:Z:405:VAL:HG23	2.18	0.43
1:0:220:TYR:C	1:0:222:VAL:N	2.72	0.43
1:0:302:LEU:HD12	1:0:302:LEU:HA	1.88	0.43
2:1:35:LEU:HD12	2:1:92:ILE:CG2	2.42	0.43
2:1:39:LEU:N	2:1:39:LEU:CD1	2.82	0.43
2:1:91:ASP:OD2	2:1:152:ASN:CB	2.67	0.43
2:1:130:CYS:O	2:1:132:ILE:HD13	2.19	0.43
2:1:224:LYS:NZ	2:1:291:TYR:HE2	2.17	0.43
2:1:253:SER:OG	3:2:306:HIS:CB	2.64	0.43

Continued on next page...

Continued from previous page...

Atom-1	Atom-2	Interatomic distance (Å)	Clash overlap (Å)
2:1:309:VAL:O	2:1:313:HIS:N	2.47	0.43
3:2:93:TYR:N	3:2:93:TYR:CD1	2.86	0.43
3:2:137:PHE:CB	3:2:435:GLN:HG3	2.42	0.43
3:2:250:LEU:HD21	3:2:292:THR:OG1	2.19	0.43
4:3:1:ASN:CG	4:3:68:THR:HB	2.39	0.43
4:3:151:ASN:CA	4:3:205:PHE:HB2	2.46	0.43
3:A:56:LEU:CD1	3:A:90:LEU:CD1	2.96	0.43
3:A:92:LEU:H	3:A:92:LEU:HD23	1.84	0.43
3:A:102:ILE:HG21	1:B:149:TYR:CD2	2.54	0.43
3:A:245:LEU:O	3:A:248:SER:OG	2.24	0.43
1:B:23:GLN:O	1:B:23:GLN:HG2	2.19	0.43
1:B:440:LEU:C	1:B:443:PHE:H	2.22	0.43
2:C:148:PHE:N	2:C:148:PHE:HD1	2.17	0.43
2:C:191:GLU:HG3	2:C:222:ARG:HB3	2.00	0.43
2:C:219:LEU:CD1	2:C:221:ILE:HG22	2.48	0.43
3:D:277:TYR:HA	3:D:280:PHE:CZ	2.52	0.43
3:D:290:ILE:HG13	3:D:291:VAL:N	2.33	0.43
4:E:1:ASN:CG	4:E:68:THR:HB	2.39	0.43
4:E:116:TYR:HD1	4:E:116:TYR:C	2.22	0.43
4:E:159:LEU:HD12	4:E:192:LYS:CA	2.48	0.43
4:E:182:GLU:OE1	4:E:182:GLU:HA	2.18	0.43
3:F:178:MET:HA	3:F:207:MET:CB	2.49	0.43
3:F:179:LYS:CE	3:F:208:GLN:OE1	2.67	0.43
1:G:434:VAL:HG13	1:G:438:LEU:HD12	2.01	0.43
2:H:4:GLU:CB	2:H:72:SER:HB2	2.43	0.43
2:H:39:LEU:N	2:H:39:LEU:CD1	2.82	0.43
2:H:50:GLU:HA	2:H:132:ILE:CG1	2.48	0.43
2:H:56:VAL:CG1	2:H:126:PHE:CE2	2.95	0.43
2:H:91:ASP:OD2	2:H:152:ASN:CB	2.67	0.43
2:H:262:CYS:C	3:I:251:LEU:HD11	2.39	0.43
2:H:471:PHE:O	2:H:475:MET:N	2.34	0.43
3:I:222:CYS:HA	3:I:225:PHE:CE1	2.53	0.43
3:I:291:VAL:O	3:I:295:VAL:N	2.40	0.43
3:I:305:THR:HG21	3:I:401:TYR:N	2.33	0.43
4:J:103:TYR:HB3	4:J:104:TYR:HD1	1.83	0.43
4:J:173:ASP:OD1	4:J:173:ASP:O	2.37	0.43
4:J:209:ILE:CG1	4:J:211:PHE:HE1	2.28	0.43
4:J:284:LYS:HE3	4:J:284:LYS:H	1.65	0.43
4:J:305:ASN:HA	4:J:308:LEU:CB	2.48	0.43
3:K:41:ILE:HG21	3:K:123:ILE:HD11	2.00	0.43
3:K:106:THR:CG2	1:L:150:THR:HG23	2.49	0.43

Continued on next page...

Continued from previous page...

Atom-1	Atom-2	Interatomic distance (Å)	Clash overlap (Å)
3:K:406:ILE:HG23	3:K:409:ILE:CD1	2.49	0.43
2:M:266:ALA:HB2	3:N:251:LEU:HD13	1.99	0.43
2:M:279:PRO:O	2:M:282:ALA:CB	2.62	0.43
3:N:264:ILE:HA	3:N:267:THR:CG2	2.48	0.43
3:N:406:ILE:HD12	3:N:406:ILE:HA	1.87	0.43
4:O:26:HIS:O	4:O:27:VAL:HG22	2.18	0.43
4:O:217:LYS:HZ1	4:O:219:LEU:HD12	1.84	0.43
3:P:28:PHE:CE1	3:P:154:THR:HA	2.54	0.43
3:P:278:MET:CE	3:P:282:MET:CE	2.96	0.43
3:P:406:ILE:HG23	3:P:409:ILE:CD1	2.49	0.43
3:P:422:THR:HA	3:P:425:VAL:CG1	2.48	0.43
1:Q:192:PRO:HD2	1:Q:210:TYR:HB3	1.94	0.43
1:Q:227:PRO:CA	1:Q:231:ILE:HG12	2.48	0.43
1:Q:298:SER:CA	1:Q:301:VAL:HG22	2.48	0.43
2:R:470:ILE:HD13	2:R:470:ILE:HA	1.89	0.43
3:S:35:LEU:HD11	3:S:54:VAL:CG1	2.36	0.43
3:S:43:VAL:HG12	3:S:44:ASP:N	2.33	0.43
3:S:189:TYR:HA	3:S:197:PRO:HG2	2.01	0.43
3:S:290:ILE:HG13	3:S:291:VAL:N	2.33	0.43
4:T:49:LEU:HD12	4:T:49:LEU:C	2.39	0.43
4:T:173:ASP:OD1	4:T:173:ASP:O	2.37	0.43
4:T:463:LEU:HD12	4:T:463:LEU:C	2.38	0.43
3:U:146:LEU:N	3:U:146:LEU:CD1	2.80	0.43
3:U:179:LYS:CE	3:U:208:GLN:OE1	2.67	0.43
3:U:279:LEU:HD13	3:U:282:MET:CG	2.49	0.43
3:U:374:SER:N	3:U:377:GLU:CD	2.72	0.43
1:V:75:ILE:CD1	1:V:78:LEU:CD1	2.87	0.43
1:V:218:LEU:O	1:V:219:PHE:HD1	1.98	0.43
1:V:220:TYR:C	1:V:222:VAL:N	2.72	0.43
1:V:438:LEU:CD2	1:V:441:TYR:CD2	3.02	0.43
2:W:8:ILE:N	2:W:73:GLU:OE2	2.52	0.43
2:W:148:PHE:N	2:W:148:PHE:HD1	2.16	0.43
2:W:219:LEU:CD1	2:W:221:ILE:HG22	2.48	0.43
2:W:224:LYS:NZ	2:W:291:TYR:HE2	2.17	0.43
2:W:482:PRO:HG2	2:W:483:ALA:N	2.34	0.43
3:X:107:LYS:NZ	4:Y:149:THR:CA	2.74	0.43
3:X:132:VAL:O	3:X:274:ILE:HG23	2.18	0.43
3:X:247:ILE:HD13	3:X:247:ILE:HA	1.87	0.43
3:X:384:GLU:HA	3:X:384:GLU:OE1	2.19	0.43
4:Y:38:ASN:ND2	4:Y:40:ILE:HG12	2.33	0.43
4:Y:99:PHE:CZ	4:Y:123:TYR:HE2	2.34	0.43

Continued on next page...

Continued from previous page...

Atom-1	Atom-2	Interatomic distance (Å)	Clash overlap (Å)
4:Y:136:PHE:HA	4:Y:138:TRP:CH2	2.53	0.43
4:Y:193:ASN:O	4:Y:206:GLN:HG2	2.19	0.43
3:Z:46:VAL:CG2	3:Z:270:ALA:C	2.87	0.43
3:Z:57:ARG:CZ	3:Z:161:GLU:CD	2.87	0.43
3:Z:92:LEU:HD23	3:Z:92:LEU:H	1.84	0.43
3:Z:223:LEU:HA	3:Z:226:SER:HB2	2.00	0.43
3:Z:304:SER:CB	3:Z:400:LYS:HZ2	2.31	0.43
3:Z:432:GLU:HG3	3:Z:436:GLU:HG3	2.00	0.43
1:0:91:VAL:HG22	1:0:92:LEU:N	2.33	0.43
1:0:100:PHE:CB	1:0:103:THR:HB	2.47	0.43
1:0:135:PHE:HB2	1:0:279:ILE:CB	2.48	0.43
1:0:432:ALA:O	1:0:436:ASP:OD2	2.36	0.43
1:0:440:LEU:C	1:0:443:PHE:H	2.22	0.43
2:1:21:VAL:O	2:1:23:PRO:HD3	2.19	0.43
2:1:111:LEU:CB	2:1:119:THR:OG1	2.55	0.43
2:1:191:GLU:HG3	2:1:222:ARG:HB3	2.00	0.43
2:1:479:ASN:C	2:1:482:PRO:HD2	2.39	0.43
3:2:31:ILE:HG21	3:2:158:ILE:HG12	2.00	0.43
3:2:85:VAL:CG2	3:2:108:LEU:CD1	2.96	0.43
3:2:130:ILE:O	3:2:134:HIS:CB	2.66	0.43
3:2:432:GLU:HA	3:2:435:GLN:HB3	1.99	0.43
4:3:44:GLU:HB3	4:3:280:PRO:CB	2.44	0.43
4:3:45:LYS:NZ	4:3:277:LEU:O	2.51	0.43
4:3:108:LEU:CB	4:3:116:TYR:O	2.67	0.43
4:3:136:PHE:HA	4:3:138:TRP:CH2	2.54	0.43
4:3:225:ILE:HA	4:3:225:ILE:HD13	1.80	0.43
4:3:250:LYS:HZ1	3:Z:306:HIS:CB	2.32	0.43
3:A:34:GLY:O	3:A:57:ARG:HG2	2.18	0.43
3:A:141:ASN:OD1	3:A:141:ASN:N	2.48	0.43
3:A:209:ARG:HG2	3:A:210:ILE:H	1.80	0.43
3:A:406:ILE:HG23	3:A:409:ILE:CD1	2.49	0.43
1:B:32:ARG:CG	1:B:59:ALA:O	2.66	0.43
1:B:46:LYS:CA	1:B:278:PRO:HD2	2.46	0.43
1:B:89:ASP:OD2	1:B:149:TYR:N	2.50	0.43
1:B:234:LEU:O	1:B:238:VAL:N	2.49	0.43
1:B:424:LEU:O	1:B:427:ASP:HB3	2.18	0.43
2:C:4:GLU:CG	2:C:5:GLU:N	2.82	0.43
2:C:50:GLU:HA	2:C:132:ILE:CG1	2.48	0.43
2:C:64:ASP:HB3	2:C:67:LEU:HB3	2.01	0.43
2:C:77:ILE:HD11	2:C:80:LEU:HD22	2.00	0.43
2:C:465:MET:O	2:C:469:THR:CB	2.67	0.43

Continued on next page...

Continued from previous page...

Atom-1	Atom-2	Interatomic distance (Å)	Clash overlap (Å)
3:D:254:THR:OG1	3:D:258:LEU:HD13	2.18	0.43
3:D:291:VAL:O	3:D:295:VAL:N	2.40	0.43
3:D:381:TYR:O	3:D:385:HIS:HB2	2.18	0.43
3:D:400:LYS:O	3:D:402:VAL:HG23	2.19	0.43
4:E:108:LEU:CB	4:E:116:TYR:O	2.67	0.43
4:E:138:TRP:CZ2	4:E:215:GLN:CD	2.92	0.43
4:E:144:VAL:HG23	4:E:144:VAL:O	2.18	0.43
3:F:67:TRP:CE3	3:F:67:TRP:HA	2.54	0.43
3:F:95:ASN:O	3:F:96:ALA:CB	2.66	0.43
1:G:75:ILE:HD12	1:G:78:LEU:HB2	1.98	0.43
1:G:136:PRO:O	1:G:139:TRP:N	2.43	0.43
1:G:137:PHE:C	1:G:464:PRO:O	2.57	0.43
1:G:236:ILE:O	1:G:240:TYR:N	2.51	0.43
2:H:4:GLU:CG	2:H:5:GLU:N	2.82	0.43
2:H:38:THR:HG22	2:H:57:TRP:CZ3	2.48	0.43
2:H:211:ASN:ND2	2:H:212:TYR:CE2	2.87	0.43
3:I:31:ILE:HG21	3:I:158:ILE:HG12	2.00	0.43
3:I:36:GLN:H	3:I:54:VAL:HG12	1.84	0.43
3:I:67:TRP:HA	3:I:67:TRP:HE3	1.84	0.43
3:I:85:VAL:CG2	3:I:108:LEU:CD1	2.96	0.43
4:J:431:ASP:C	4:J:435:GLU:HG3	2.39	0.43
3:K:100:PHE:HD1	3:K:100:PHE:HA	1.70	0.43
3:K:137:PHE:CG	3:K:435:GLN:CD	2.91	0.43
3:K:178:MET:HA	3:K:207:MET:CB	2.49	0.43
3:K:243:MET:CB	3:K:306:HIS:ND1	2.82	0.43
1:L:137:PHE:C	1:L:464:PRO:O	2.57	0.43
1:L:227:PRO:O	1:L:231:ILE:N	2.37	0.43
1:L:286:PHE:CE1	1:L:287:ILE:HG23	2.54	0.43
1:L:434:VAL:HG13	1:L:438:LEU:HD12	2.01	0.43
2:M:15:ASN:C	2:M:15:ASN:HD22	2.22	0.43
2:M:58:MET:O	2:M:58:MET:CG	2.57	0.43
3:N:89:ASP:CB	3:N:149:TRP:CD1	3.00	0.43
3:N:95:ASN:HD22	3:N:127:TYR:C	2.21	0.43
3:N:130:ILE:CG1	3:N:131:ILE:N	2.82	0.43
4:O:116:TYR:C	4:O:116:TYR:CD1	2.92	0.43
4:O:212:LEU:O	4:O:214:ILE:HG23	2.19	0.43
3:P:46:VAL:CG2	3:P:270:ALA:C	2.87	0.43
3:P:56:LEU:CD1	3:P:90:LEU:CD1	2.96	0.43
3:P:94:ASN:O	3:P:127:TYR:CD2	2.72	0.43
3:P:286:ILE:C	3:P:289:ILE:HB	2.37	0.43
1:Q:440:LEU:C	1:Q:443:PHE:H	2.22	0.43

Continued on next page...

Continued from previous page...

Atom-1	Atom-2	Interatomic distance (Å)	Clash overlap (Å)
2:R:15:ASN:C	2:R:15:ASN:HD22	2.22	0.43
2:R:92:ILE:H	2:R:92:ILE:HG12	1.57	0.43
2:R:148:PHE:CB	2:R:215:VAL:HG23	2.37	0.43
2:R:194:HIS:CG	2:R:195:LYS:N	2.87	0.43
2:R:211:ASN:ND2	2:R:212:TYR:CE2	2.87	0.43
2:R:434:LYS:HG2	2:R:435:GLU:N	2.29	0.43
3:S:78:ILE:CD1	3:S:110:LEU:CG	2.94	0.43
4:T:9:LYS:HG3	4:T:10:LEU:N	2.34	0.43
4:T:44:GLU:HG3	4:T:129:ILE:HD12	1.96	0.43
4:T:91:LEU:HD13	4:T:145:PHE:N	2.34	0.43
4:T:215:GLN:HG3	4:T:216:ARG:N	2.34	0.43
4:T:240:TYR:CD2	4:T:453:ILE:HG21	2.54	0.43
4:T:288:PHE:O	4:T:292:VAL:HG23	2.19	0.43
4:T:452:TRP:O	4:T:456:LEU:HB3	2.18	0.43
3:U:106:THR:CG2	1:V:150:THR:HG23	2.49	0.43
3:U:256:PHE:CD1	3:U:256:PHE:N	2.85	0.43
3:U:420:ILE:CG1	3:U:421:GLY:H	2.31	0.43
1:V:28:LYS:HG2	1:V:155:GLU:HA	2.01	0.43
2:W:21:VAL:O	2:W:23:PRO:HD3	2.19	0.43
2:W:91:ASP:OD2	2:W:152:ASN:CB	2.67	0.43
2:W:211:ASN:ND2	2:W:212:TYR:CE2	2.87	0.43
2:W:233:ILE:N	2:W:233:ILE:CD1	2.80	0.43
2:W:252:GLU:O	2:W:253:SER:HB2	2.19	0.43
3:X:225:PHE:HD1	3:X:225:PHE:C	2.21	0.43
4:Y:1:ASN:CG	4:Y:68:THR:HB	2.39	0.43
4:Y:6:LEU:HD12	4:Y:69:SER:HG	1.82	0.43
4:Y:30:VAL:HG22	4:Y:59:TRP:HB3	2.01	0.43
4:Y:144:VAL:HG23	4:Y:144:VAL:O	2.18	0.43
4:Y:162:GLU:HB3	4:Y:190:ALA:O	2.18	0.43
4:Y:173:ASP:OD1	4:Y:173:ASP:O	2.37	0.43
4:Y:279:VAL:CB	4:Y:280:PRO:CD	2.96	0.43
3:Z:34:GLY:O	3:Z:57:ARG:HG2	2.18	0.43
3:Z:76:LYS:HE3	3:Z:112:TYR:OH	2.19	0.43
3:Z:110:LEU:CD1	3:Z:114:GLY:HA2	2.46	0.43
3:Z:110:LEU:HD12	3:Z:111:ASP:N	2.34	0.43
3:Z:133:THR:HG21	3:Z:140:GLN:OE1	2.19	0.43
3:Z:224:LEU:CG	3:Z:225:PHE:N	2.58	0.43
3:Z:256:PHE:CD1	3:Z:256:PHE:N	2.85	0.43
1:0:61:THR:CG2	1:0:63:TYR:HD1	2.32	0.43
1:0:86:TRP:HD1	1:0:151:TYR:CE2	2.37	0.43
1:0:197:TRP:HD1	1:0:205:GLU:N	2.17	0.43

Continued on next page...

Continued from previous page...

Atom-1	Atom-2	Interatomic distance (Å)	Clash overlap (Å)
2:1:83:ARG:HA	2:1:83:ARG:HD3	1.89	0.43
2:1:219:LEU:CD1	2:1:221:ILE:HG22	2.48	0.43
3:2:69:PRO:HA	3:2:73:GLY:HA3	2.00	0.43
3:2:114:GLY:O	3:2:115:LYS:C	2.56	0.43
3:2:130:ILE:CG1	3:2:131:ILE:N	2.82	0.43
3:2:263:LEU:HD11	4:3:266:PHE:HZ	1.74	0.43
3:2:283:ILE:O	3:2:287:SER:N	2.51	0.43
4:3:48:ALA:HA	4:3:126:THR:HA	2.01	0.43
4:3:91:LEU:HD13	4:3:145:PHE:N	2.34	0.43
4:3:436:ASN:O	4:3:437:GLU:C	2.57	0.43
3:A:67:TRP:CE3	3:A:67:TRP:HA	2.54	0.43
3:A:76:LYS:HE3	3:A:112:TYR:OH	2.19	0.43
3:A:110:LEU:HD12	3:A:111:ASP:N	2.34	0.43
3:A:135:PHE:CB	3:A:272:PRO:O	2.67	0.43
3:A:137:PHE:HE1	3:A:210:ILE:HD12	1.69	0.43
3:A:145:LYS:NZ	3:A:202:THR:HG21	2.31	0.43
3:A:251:LEU:CD1	4:E:256:SER:O	2.67	0.43
3:A:279:LEU:CA	3:A:282:MET:HB2	2.37	0.43
3:A:301:ARG:HG2	3:A:301:ARG:NH1	2.32	0.43
3:A:306:HIS:CD2	3:A:306:HIS:C	2.93	0.43
3:A:379:VAL:HA	3:A:382:ILE:CG1	2.49	0.43
1:B:81:PRO:O	1:B:82:SER:O	2.37	0.43
1:B:462:VAL:CB	1:B:463:PRO:HD3	2.46	0.43
2:C:30:VAL:CG1	2:C:159:SER:CB	2.88	0.43
2:C:48:THR:HA	2:C:286:PRO:HD3	2.00	0.43
3:D:130:ILE:CG1	3:D:131:ILE:N	2.82	0.43
3:D:146:LEU:HD13	3:D:203:TYR:CD1	2.53	0.43
3:D:264:ILE:O	3:D:267:THR:HG23	2.19	0.43
3:D:416:LEU:O	3:D:419:ILE:HG13	2.19	0.43
4:E:199:THR:O	4:E:200:LYS:HB3	2.18	0.43
4:E:202:ASP:O	4:E:203:ILE:O	2.36	0.43
4:E:214:ILE:HD12	4:E:215:GLN:N	2.34	0.43
3:F:39:GLN:C	3:F:40:LEU:HD23	2.39	0.43
3:F:45:GLU:CD	3:F:134:HIS:ND1	2.71	0.43
3:F:135:PHE:CB	3:F:272:PRO:O	2.67	0.43
3:F:221:PRO:HA	3:F:224:LEU:CB	2.36	0.43
3:F:300:HIS:O	3:F:302:SER:N	2.46	0.43
3:F:379:VAL:HA	3:F:382:ILE:CG1	2.49	0.43
3:F:405:VAL:O	3:F:409:ILE:HG13	2.19	0.43
1:G:61:THR:CG2	1:G:63:TYR:HD1	2.32	0.43
1:G:75:ILE:CD1	1:G:78:LEU:CD1	2.87	0.43

Continued on next page...

Continued from previous page...

Atom-1	Atom-2	Interatomic distance (Å)	Clash overlap (Å)
1:G:79:SER:O	1:G:80:ILE:HG13	2.18	0.43
1:G:92:LEU:N	1:G:96:ASN:CB	2.51	0.43
1:G:107:ASN:HB2	2:H:152:ASN:CG	2.38	0.43
1:G:192:PRO:CG	1:G:210:TYR:HB2	2.49	0.43
1:G:298:SER:CA	1:G:301:VAL:HG22	2.48	0.43
2:H:223:ARG:O	2:H:224:LYS:CG	2.66	0.43
2:H:465:MET:O	2:H:469:THR:CB	2.67	0.43
3:I:257:LEU:C	3:I:257:LEU:CD1	2.82	0.43
3:I:416:LEU:O	3:I:419:ILE:HG13	2.19	0.43
4:J:105:ALA:HB3	4:J:117:TRP:HE1	1.83	0.43
4:J:193:ASN:O	4:J:206:GLN:HG2	2.19	0.43
4:J:472:ASN:OD1	4:J:476:GLU:OE2	2.36	0.43
3:K:28:PHE:CE1	3:K:154:THR:HA	2.54	0.43
3:K:293:VAL:O	3:K:297:ASN:CB	2.64	0.43
1:L:23:GLN:HG2	1:L:23:GLN:O	2.19	0.43
1:L:86:TRP:HD1	1:L:151:TYR:CE2	2.37	0.43
1:L:92:LEU:N	1:L:96:ASN:CB	2.51	0.43
2:M:148:PHE:N	2:M:148:PHE:HD1	2.17	0.43
2:M:219:LEU:CD1	2:M:221:ILE:HG22	2.48	0.43
2:M:296:MET:HA	2:M:296:MET:HE2	1.99	0.43
2:M:296:MET:HE2	2:M:299:VAL:HG21	2.00	0.43
2:M:316:THR:HG21	2:M:447:ASN:CA	2.48	0.43
2:M:482:PRO:HG2	2:M:483:ALA:N	2.34	0.43
3:N:26:THR:CG2	3:N:27:HIS:H	2.20	0.43
4:O:74:ILE:C	4:O:76:LEU:N	2.71	0.43
4:O:173:ASP:OD1	4:O:173:ASP:O	2.37	0.43
4:O:199:THR:O	4:O:200:LYS:HB3	2.18	0.43
3:P:139:GLN:HB2	3:P:207:MET:C	2.36	0.43
3:P:179:LYS:CE	3:P:208:GLN:OE1	2.67	0.43
3:P:243:MET:CB	3:P:306:HIS:ND1	2.82	0.43
3:P:245:LEU:HA	3:P:245:LEU:HD12	1.76	0.43
3:P:256:PHE:CD1	3:P:256:PHE:N	2.85	0.43
3:P:276:LYS:O	3:P:280:PHE:CE1	2.72	0.43
3:P:379:VAL:HA	3:P:382:ILE:CG1	2.49	0.43
3:P:420:ILE:CG1	3:P:421:GLY:H	2.31	0.43
1:Q:61:THR:CG2	1:Q:63:TYR:HD1	2.32	0.43
1:Q:79:SER:O	1:Q:80:ILE:HG13	2.18	0.43
1:Q:256:LEU:O	1:Q:257:LEU:C	2.56	0.43
2:R:8:ILE:N	2:R:73:GLU:OE2	2.52	0.43
2:R:12:LEU:HD12	2:R:16:LYS:CE	2.47	0.43
2:R:482:PRO:HG2	2:R:483:ALA:N	2.34	0.43

Continued on next page...

Continued from previous page...

Atom-1	Atom-2	Interatomic distance (Å)	Clash overlap (Å)
3:S:53:ASN:CB	3:S:123:ILE:HG12	2.35	0.43
3:S:136:PRO:HG3	3:S:274:ILE:HG12	2.00	0.43
3:S:228:LEU:O	3:S:232:VAL:N	2.47	0.43
3:S:301:ARG:HH21	3:S:405:VAL:HB	1.84	0.43
3:S:303:PRO:CG	3:S:400:LYS:NZ	2.81	0.43
3:S:414:PHE:HE1	3:S:418:CYS:HG	1.62	0.43
4:T:39:LEU:CD2	4:T:183:TRP:HZ2	2.16	0.43
4:T:263:ILE:HG21	4:T:263:ILE:HD13	1.68	0.43
4:T:299:ASN:CA	4:T:302:ILE:HB	2.47	0.43
3:U:8:VAL:HG23	3:U:9:ALA:N	2.34	0.43
3:U:57:ARG:CZ	3:U:161:GLU:CD	2.87	0.43
3:U:65:LEU:HB3	3:U:110:LEU:CD2	2.49	0.43
3:U:69:PRO:HA	3:U:73:GLY:HA3	1.99	0.43
3:U:145:LYS:NZ	3:U:202:THR:HG21	2.31	0.43
3:U:243:MET:CB	3:U:306:HIS:ND1	2.82	0.43
3:U:250:LEU:HD13	3:U:296:ILE:HG21	1.95	0.43
3:U:397:GLU:HA	3:U:400:LYS:CG	2.49	0.43
3:U:405:VAL:O	3:U:409:ILE:HG13	2.18	0.43
1:V:61:THR:CG2	1:V:63:TYR:HD1	2.32	0.43
1:V:160:HIS:CD2	1:V:209:PHE:HE1	2.37	0.43
1:V:298:SER:HA	1:V:301:VAL:HG21	2.01	0.43
2:W:39:LEU:N	2:W:39:LEU:CD1	2.82	0.43
2:W:77:ILE:HD11	2:W:80:LEU:HD22	2.00	0.43
2:W:122:PRO:CB	2:W:123:PRO:CD	2.87	0.43
2:W:194:HIS:CG	2:W:195:LYS:N	2.87	0.43
2:W:211:ASN:O	2:W:212:TYR:C	2.56	0.43
3:X:3:HIS:O	3:X:7:LEU:N	2.45	0.43
3:X:89:ASP:O	3:X:149:TRP:CB	2.55	0.43
3:X:130:ILE:O	3:X:134:HIS:CB	2.66	0.43
3:X:135:PHE:O	3:X:210:ILE:HD11	2.18	0.43
3:X:189:TYR:HA	3:X:197:PRO:HG2	2.01	0.43
3:X:209:ARG:C	3:X:210:ILE:HG13	2.38	0.43
4:Y:9:LYS:HG3	4:Y:10:LEU:N	2.34	0.43
4:Y:91:LEU:HD13	4:Y:145:PHE:N	2.34	0.43
4:Y:116:TYR:HD1	4:Y:116:TYR:C	2.22	0.43
4:Y:116:TYR:CD1	4:Y:116:TYR:C	2.92	0.43
4:Y:240:TYR:CD2	4:Y:453:ILE:HG21	2.54	0.43
3:Z:94:ASN:O	3:Z:127:TYR:CD2	2.72	0.43
3:Z:178:MET:HA	3:Z:207:MET:CB	2.49	0.43
3:Z:234:TYR:CD1	3:Z:410:LEU:HD21	2.54	0.43
3:Z:276:LYS:O	3:Z:280:PHE:CE1	2.72	0.43

Continued on next page...

Continued from previous page...

Atom-1	Atom-2	Interatomic distance (Å)	Clash overlap (Å)
1:0:89:ASP:OD1	1:0:89:ASP:N	2.52	0.42
1:0:149:TYR:CD2	3:Z:102:ILE:HG21	2.54	0.42
1:0:150:THR:C	3:Z:107:LYS:CE	2.86	0.42
1:0:160:HIS:CD2	1:0:209:PHE:HE1	2.37	0.42
1:0:187:SER:HB2	1:0:214:GLN:HG3	2.00	0.42
2:1:19:LYS:NZ	2:1:88:TRP:HA	2.34	0.42
3:2:400:LYS:O	3:2:402:VAL:HG23	2.19	0.42
3:2:411:LEU:HA	3:2:411:LEU:HD23	1.69	0.42
4:3:116:TYR:HD1	4:3:116:TYR:C	2.22	0.42
4:3:173:ASP:CG	4:3:185:ILE:CD1	2.86	0.42
4:3:240:TYR:CG	4:3:453:ILE:HG12	2.53	0.42
4:3:255:ILE:HD12	4:3:304:LEU:HD22	2.00	0.42
3:A:65:LEU:HB3	3:A:110:LEU:CD2	2.49	0.42
3:A:405:VAL:O	3:A:405:VAL:HG23	2.18	0.42
1:B:44:ASN:O	1:B:130:ILE:HD11	2.19	0.42
1:B:92:LEU:H	1:B:96:ASN:HB3	1.73	0.42
1:B:197:TRP:HD1	1:B:205:GLU:N	2.17	0.42
2:C:90:PRO:HD2	2:C:120:TRP:HE3	1.78	0.42
2:C:105:ALA:HB2	2:C:123:PRO:O	2.19	0.42
3:D:426:PHE:HE1	3:D:430:LEU:CD1	2.32	0.42
4:E:9:LYS:HG3	4:E:10:LEU:N	2.34	0.42
4:E:55:ILE:HG23	4:E:119:PRO:CD	2.49	0.42
4:E:61:ASP:OD1	4:E:63:ARG:HB2	2.18	0.42
4:E:72:GLU:O	4:E:73:GLY:C	2.57	0.42
3:F:247:ILE:CG2	3:F:248:SER:H	2.31	0.42
1:G:10:VAL:HA	1:G:13:GLU:HB2	2.01	0.42
1:G:86:TRP:HD1	1:G:151:TYR:CE2	2.37	0.42
1:G:92:LEU:HG	1:G:96:ASN:HD22	1.84	0.42
1:G:145:VAL:HG11	1:G:206:ASP:OD2	2.18	0.42
1:G:220:TYR:N	1:G:220:TYR:HD1	2.17	0.42
1:G:302:LEU:HD12	1:G:302:LEU:HA	1.88	0.42
1:G:440:LEU:C	1:G:443:PHE:H	2.22	0.42
2:H:17:TYR:OH	2:H:19:LYS:HA	2.19	0.42
2:H:257:MET:HE2	2:H:320:HIS:C	2.40	0.42
3:I:7:LEU:O	3:I:10:ASN:ND2	2.52	0.42
3:I:33:VAL:CG1	3:I:158:ILE:HG21	2.49	0.42
3:I:37:LEU:HA	3:I:54:VAL:HG13	2.01	0.42
3:I:130:ILE:O	3:I:131:ILE:HG12	2.18	0.42
3:I:136:PRO:HG3	3:I:274:ILE:HG12	2.00	0.42
3:I:155:LYS:HD3	3:I:155:LYS:HA	1.83	0.42
3:I:220:ILE:N	3:I:221:PRO:CD	2.81	0.42

Continued on next page...

Continued from previous page...

Atom-1	Atom-2	Interatomic distance (Å)	Clash overlap (Å)
3:I:221:PRO:O	3:I:225:PHE:CB	2.66	0.42
4:J:72:GLU:O	4:J:73:GLY:C	2.57	0.42
4:J:157:LEU:HD13	4:J:208:ILE:HD11	2.01	0.42
4:J:240:TYR:CD2	4:J:453:ILE:HG21	2.54	0.42
3:K:8:VAL:HG23	3:K:9:ALA:N	2.34	0.42
3:K:107:LYS:CE	1:L:150:THR:C	2.86	0.42
3:K:133:THR:O	3:K:136:PRO:CG	2.64	0.42
3:K:133:THR:HG21	3:K:140:GLN:OE1	2.18	0.42
3:K:157:SER:HB2	3:K:199:LEU:HD12	2.00	0.42
3:K:279:LEU:HD13	3:K:282:MET:CG	2.49	0.42
3:K:397:GLU:HA	3:K:400:LYS:CG	2.49	0.42
1:L:37:LEU:CD2	1:L:179:ALA:C	2.84	0.42
1:L:117:SER:HB2	1:L:119:HIS:NE2	2.34	0.42
1:L:159:GLN:O	1:L:159:GLN:HG3	2.19	0.42
2:M:8:ILE:N	2:M:73:GLU:OE2	2.52	0.42
2:M:95:GLN:CD	2:M:147:LYS:HB3	2.38	0.42
2:M:479:ASN:C	2:M:482:PRO:HD2	2.39	0.42
3:N:35:LEU:HD11	3:N:54:VAL:CG1	2.36	0.42
3:N:36:GLN:H	3:N:54:VAL:HG12	1.84	0.42
3:N:60:TRP:O	3:N:116:ILE:CD1	2.66	0.42
3:N:146:LEU:O	3:N:201:ILE:N	2.40	0.42
3:N:264:ILE:O	3:N:267:THR:HG23	2.19	0.42
4:O:89:VAL:CG2	4:O:99:PHE:CZ	2.95	0.42
4:O:142:SER:HG	4:O:209:ILE:HD11	1.76	0.42
4:O:240:TYR:CG	4:O:453:ILE:HG12	2.53	0.42
4:O:423:ALA:C	4:O:425:SER:N	2.72	0.42
3:P:37:LEU:H	3:P:164:ARG:NH2	2.14	0.42
3:P:178:MET:HA	3:P:207:MET:CB	2.49	0.42
3:P:303:PRO:CB	3:P:400:LYS:HD3	2.31	0.42
1:Q:50:MET:HE1	1:Q:211:LEU:HD11	2.01	0.42
2:R:4:GLU:CG	2:R:5:GLU:N	2.82	0.42
2:R:29:GLU:O	2:R:30:VAL:CG2	2.66	0.42
2:R:60:HIS:NE2	2:R:92:ILE:CG2	2.78	0.42
2:R:233:ILE:N	2:R:233:ILE:CD1	2.80	0.42
2:R:293:MET:O	2:R:297:SER:N	2.41	0.42
2:R:455:ARG:O	2:R:459:PHE:CD1	2.62	0.42
3:S:130:ILE:CD1	3:S:131:ILE:N	2.80	0.42
3:S:186:HIS:ND1	3:S:187:TRP:N	2.57	0.42
3:S:426:PHE:HE1	3:S:430:LEU:CD1	2.32	0.42
4:T:39:LEU:CD2	4:T:183:TRP:CZ2	2.95	0.42
4:T:71:TYR:CD1	4:T:111:ASN:CG	2.91	0.42

Continued on next page...

Continued from previous page...

Atom-1	Atom-2	Interatomic distance (Å)	Clash overlap (Å)
4:T:202:ASP:C	4:T:203:ILE:HG13	2.40	0.42
4:T:242:LEU:HG	4:T:243:PRO:HD3	2.01	0.42
4:T:453:ILE:O	4:T:457:LEU:CB	2.64	0.42
3:U:45:GLU:HB2	3:U:209:ARG:HH12	1.78	0.42
3:U:59:GLN:HE22	3:U:117:MET:CB	2.31	0.42
3:U:160:PRO:HG2	3:U:185:LYS:HZ1	1.82	0.42
3:U:235:LEU:HA	1:V:306:HIS:HD2	1.67	0.42
3:U:267:THR:O	3:U:271:VAL:N	2.50	0.42
3:U:276:LYS:O	3:U:280:PHE:CE1	2.72	0.42
1:V:81:PRO:O	1:V:82:SER:O	2.37	0.42
1:V:106:VAL:HG12	1:V:118:TRP:NE1	2.34	0.42
1:V:227:PRO:HA	1:V:231:ILE:HG12	2.01	0.42
2:W:2:ASN:O	2:W:72:SER:CB	2.67	0.42
2:W:19:LYS:HZ2	2:W:88:TRP:HA	1.84	0.42
2:W:74:TYR:O	2:W:78:SER:HA	2.18	0.42
2:W:122:PRO:HB2	2:W:123:PRO:CD	2.31	0.42
2:W:141:TRP:CH2	2:W:223:ARG:CB	2.98	0.42
2:W:189:GLU:O	2:W:223:ARG:CG	2.35	0.42
2:W:262:CYS:C	3:X:251:LEU:HD11	2.39	0.42
3:X:33:VAL:CG1	3:X:158:ILE:HG21	2.49	0.42
3:X:254:THR:OG1	3:X:258:LEU:HD13	2.18	0.42
3:X:419:ILE:HD12	3:X:420:ILE:H	1.78	0.42
4:Y:55:ILE:HG23	4:Y:119:PRO:CD	2.49	0.42
4:Y:202:ASP:C	4:Y:203:ILE:HG13	2.40	0.42
3:Z:56:LEU:CD1	3:Z:90:LEU:CD1	2.96	0.42
3:Z:301:ARG:HG2	3:Z:301:ARG:NH1	2.32	0.42
3:Z:432:GLU:O	3:Z:436:GLU:CG	2.63	0.42
1:O:160:HIS:NE2	1:O:207:VAL:CG1	2.57	0.42
1:O:256:LEU:O	1:O:257:LEU:C	2.56	0.42
1:O:403:GLU:HB3	1:O:404:ALA:H	1.69	0.42
2:1:148:PHE:N	2:1:148:PHE:HD1	2.16	0.42
2:1:465:MET:O	2:1:469:THR:CB	2.67	0.42
2:1:482:PRO:HG2	2:1:483:ALA:N	2.34	0.42
3:2:7:LEU:O	3:2:10:ASN:ND2	2.52	0.42
3:2:221:PRO:O	3:2:225:PHE:CB	2.66	0.42
3:2:301:ARG:HH21	3:2:405:VAL:HB	1.84	0.42
4:3:159:LEU:HD12	4:3:192:LYS:CA	2.48	0.42
4:3:453:ILE:CG1	4:3:454:ALA:N	2.83	0.42
3:A:8:VAL:HG23	3:A:9:ALA:N	2.34	0.42
3:A:287:SER:C	3:A:289:ILE:N	2.71	0.42
1:B:10:VAL:HG13	1:B:11:LEU:CD2	2.44	0.42

Continued on next page...

Continued from previous page...

Atom-1	Atom-2	Interatomic distance (Å)	Clash overlap (Å)
1:B:19:VAL:HG13	1:B:20:ARG:N	2.34	0.42
1:B:61:THR:CG2	1:B:63:TYR:HD1	2.32	0.42
1:B:145:VAL:HG11	1:B:206:ASP:OD2	2.18	0.42
1:B:160:HIS:CD2	1:B:209:PHE:HE1	2.37	0.42
1:B:187:SER:HB2	1:B:214:GLN:HG3	2.00	0.42
1:B:227:PRO:HA	1:B:231:ILE:HG12	2.01	0.42
1:B:236:ILE:O	1:B:240:TYR:CB	2.62	0.42
1:B:438:LEU:CD2	1:B:441:TYR:CD2	3.02	0.42
2:C:29:GLU:O	2:C:30:VAL:CB	2.68	0.42
2:C:83:ARG:NH1	2:C:109:ASN:HB2	2.35	0.42
2:C:104:VAL:HA	2:C:106:TYR:CD1	2.53	0.42
2:C:130:CYS:O	2:C:132:ILE:HD13	2.19	0.42
3:D:36:GLN:H	3:D:54:VAL:HG12	1.84	0.42
3:D:189:TYR:HA	3:D:197:PRO:HG2	2.01	0.42
3:D:227:PHE:O	3:D:227:PHE:CD1	2.73	0.42
3:D:435:GLN:C	3:D:437:GLY:N	2.71	0.42
4:E:28:ILE:CD1	4:E:60:ASN:O	2.51	0.42
4:E:212:LEU:O	4:E:214:ILE:HG23	2.19	0.42
4:E:240:TYR:CG	4:E:453:ILE:HG12	2.53	0.42
4:E:449:ALA:HA	4:E:452:TRP:HB2	2.00	0.42
3:F:47:ASN:O	3:F:49:ILE:HG13	2.19	0.42
3:F:141:ASN:OD1	3:F:141:ASN:N	2.48	0.42
3:F:166:ASP:OD2	3:F:178:MET:HE2	2.18	0.42
1:G:20:ARG:O	1:G:22:SER:N	2.46	0.42
1:G:159:GLN:O	1:G:159:GLN:HG3	2.19	0.42
1:G:227:PRO:HA	1:G:231:ILE:HG12	2.01	0.42
2:H:56:VAL:CG1	2:H:126:PHE:HE2	2.21	0.42
2:H:224:LYS:NZ	2:H:291:TYR:HE2	2.17	0.42
2:H:271:LEU:C	2:H:271:LEU:CD2	2.87	0.42
2:H:316:THR:HG21	2:H:447:ASN:CA	2.48	0.42
3:I:57:ARG:CD	3:I:161:GLU:OE1	2.66	0.42
3:I:114:GLY:O	3:I:115:LYS:C	2.56	0.42
3:I:233:PHE:CB	3:I:410:LEU:HB3	2.49	0.42
4:J:42:LEU:HA	4:J:42:LEU:HD12	1.80	0.42
4:J:116:TYR:CD1	4:J:116:TYR:C	2.92	0.42
4:J:158:GLN:O	4:J:159:LEU:HD23	2.19	0.42
4:J:162:GLU:HB3	4:J:190:ALA:O	2.18	0.42
4:J:202:ASP:C	4:J:203:ILE:HG13	2.40	0.42
4:J:240:TYR:HD1	4:J:303:VAL:HG21	1.82	0.42
3:K:76:LYS:HE3	3:K:112:TYR:OH	2.19	0.42
3:K:110:LEU:HD12	3:K:111:ASP:N	2.34	0.42

Continued on next page...

Continued from previous page...

Atom-1	Atom-2	Interatomic distance (Å)	Clash overlap (Å)
3:K:134:HIS:CD2	3:K:207:MET:HE3	2.54	0.42
3:K:297:ASN:O	3:K:300:HIS:HB2	2.19	0.42
3:K:374:SER:N	3:K:377:GLU:CD	2.72	0.42
3:K:379:VAL:HA	3:K:382:ILE:CG1	2.49	0.42
1:L:81:PRO:CD	2:M:20:HIS:CE1	3.00	0.42
2:M:194:HIS:CG	2:M:195:LYS:N	2.87	0.42
2:M:262:CYS:C	3:N:251:LEU:HD11	2.39	0.42
2:M:465:MET:O	2:M:469:THR:CB	2.67	0.42
3:N:244:THR:O	3:N:247:ILE:HB	2.19	0.42
3:N:381:TYR:O	3:N:385:HIS:HB2	2.18	0.42
3:N:415:MET:O	3:N:419:ILE:N	2.49	0.42
4:O:49:LEU:HD12	4:O:49:LEU:C	2.39	0.42
4:O:61:ASP:OD1	4:O:63:ARG:HB2	2.19	0.42
4:O:108:LEU:CB	4:O:116:TYR:O	2.67	0.42
4:O:202:ASP:O	4:O:203:ILE:O	2.36	0.42
4:O:214:ILE:C	4:O:214:ILE:CD1	2.82	0.42
4:O:449:ALA:HA	4:O:452:TRP:HB2	2.00	0.42
3:P:8:VAL:HG23	3:P:9:ALA:N	2.34	0.42
3:P:129:GLU:CD	3:P:140:GLN:CG	2.88	0.42
3:P:297:ASN:O	3:P:300:HIS:HB2	2.19	0.42
1:Q:135:PHE:HB2	1:Q:279:ILE:CB	2.47	0.42
1:Q:192:PRO:CG	1:Q:210:TYR:HB2	2.49	0.42
1:Q:227:PRO:HA	1:Q:231:ILE:HG12	2.01	0.42
2:R:17:TYR:OH	2:R:19:LYS:HA	2.19	0.42
2:R:479:ASN:C	2:R:482:PRO:HD2	2.39	0.42
3:S:114:GLY:O	3:S:115:LYS:C	2.56	0.42
3:S:130:ILE:O	3:S:131:ILE:HG12	2.18	0.42
4:T:261:GLN:NE2	4:T:265:LEU:HD21	2.34	0.42
4:T:436:ASN:O	4:T:437:GLU:C	2.57	0.42
3:U:261:VAL:C	3:U:265:PRO:HD3	2.36	0.42
3:U:278:MET:CE	3:U:282:MET:CE	2.96	0.42
3:U:300:HIS:O	3:U:302:SER:N	2.46	0.42
1:V:32:ARG:CG	1:V:59:ALA:O	2.66	0.42
1:V:135:PHE:HB2	1:V:279:ILE:CB	2.47	0.42
2:W:51:THR:O	2:W:52:LEU:HD13	2.18	0.42
2:W:462:THR:N	2:W:463:PRO:HD2	2.34	0.42
4:Y:49:LEU:HD12	4:Y:49:LEU:C	2.39	0.42
4:Y:108:LEU:CB	4:Y:116:TYR:O	2.67	0.42
3:Z:41:ILE:HG21	3:Z:123:ILE:HD11	2.00	0.42
3:Z:85:VAL:HG12	3:Z:86:TRP:N	2.34	0.42
3:Z:382:ILE:O	3:Z:386:MET:HE2	2.17	0.42

Continued on next page...

Continued from previous page...

Atom-1	Atom-2	Interatomic distance (Å)	Clash overlap (Å)
1:0:46:LYS:HG3	1:0:278:PRO:CD	2.47	0.42
1:0:88:PRO:CB	1:0:90:ILE:HG13	2.43	0.42
1:0:192:PRO:CG	1:0:210:TYR:HB2	2.49	0.42
1:0:218:LEU:HD13	1:0:221:ILE:CD1	2.43	0.42
2:1:2:ASN:O	2:1:72:SER:CB	2.67	0.42
2:1:4:GLU:CG	2:1:5:GLU:N	2.82	0.42
2:1:148:PHE:C	2:1:149:THR:HG22	2.40	0.42
3:2:175:GLU:O	3:2:209:ARG:HG3	2.19	0.42
3:2:247:ILE:HD13	3:2:247:ILE:HA	1.87	0.42
3:2:254:THR:OG1	3:2:258:LEU:HD13	2.18	0.42
3:2:264:ILE:HA	3:2:267:THR:CG2	2.48	0.42
4:3:26:HIS:O	4:3:27:VAL:HG22	2.18	0.42
4:3:55:ILE:HG23	4:3:119:PRO:CD	2.49	0.42
4:3:182:GLU:OE1	4:3:182:GLU:HA	2.18	0.42
4:3:212:LEU:O	4:3:214:ILE:HG23	2.19	0.42
4:3:240:TYR:CD2	4:3:453:ILE:HG21	2.54	0.42
4:3:242:LEU:HG	4:3:243:PRO:HD3	2.01	0.42
3:A:85:VAL:HG12	3:A:86:TRP:N	2.34	0.42
3:A:243:MET:CB	3:A:306:HIS:ND1	2.82	0.42
3:A:374:SER:N	3:A:377:GLU:CD	2.72	0.42
1:B:28:LYS:HG2	1:B:155:GLU:HA	2.01	0.42
1:B:38:THR:CG2	1:B:55:PHE:HE1	2.32	0.42
1:B:286:PHE:CE1	1:B:287:ILE:HG23	2.54	0.42
1:B:437:ARG:HA	1:B:437:ARG:HD2	1.68	0.42
3:D:7:LEU:O	3:D:10:ASN:ND2	2.52	0.42
3:D:28:PHE:N	3:D:28:PHE:HD1	2.17	0.42
3:D:31:ILE:CG2	3:D:158:ILE:HG23	2.37	0.42
3:D:60:TRP:O	3:D:116:ILE:CD1	2.66	0.42
3:D:69:PRO:HA	3:D:73:GLY:HA3	2.00	0.42
3:D:131:ILE:CD1	3:D:133:THR:CB	2.95	0.42
3:D:155:LYS:HD3	3:D:155:LYS:HA	1.83	0.42
3:D:240:GLY:O	3:D:242:LYS:N	2.53	0.42
4:E:261:GLN:NE2	4:E:265:LEU:HD21	2.34	0.42
4:E:284:LYS:HE3	4:E:284:LYS:H	1.64	0.42
3:F:102:ILE:HG21	1:G:149:TYR:CD2	2.54	0.42
3:F:137:PHE:CG	3:F:435:GLN:CD	2.91	0.42
3:F:251:LEU:CD1	4:J:256:SER:O	2.67	0.42
3:F:276:LYS:O	3:F:280:PHE:CE1	2.72	0.42
3:F:303:PRO:CB	3:F:400:LYS:HD3	2.31	0.42
3:F:374:SER:N	3:F:377:GLU:CD	2.72	0.42
1:G:46:LYS:CA	1:G:278:PRO:HD2	2.46	0.42

Continued on next page...

Continued from previous page...

Atom-1	Atom-2	Interatomic distance (Å)	Clash overlap (Å)
1:G:53:SER:O	1:G:54:VAL:HG13	2.19	0.42
1:G:106:VAL:HG12	1:G:118:TRP:NE1	2.34	0.42
1:G:107:ASN:HD22	2:H:152:ASN:CG	2.22	0.42
1:G:152:ASP:CG	1:G:203:SER:HB3	2.39	0.42
1:G:197:TRP:HB3	1:G:204:TYR:HD1	1.82	0.42
2:H:8:ILE:N	2:H:73:GLU:OE2	2.52	0.42
2:H:249:LEU:HB3	2:H:256:LYS:NZ	2.35	0.42
2:H:296:MET:HE2	2:H:299:VAL:HG21	2.01	0.42
2:H:309:VAL:O	2:H:313:HIS:N	2.47	0.42
3:I:40:LEU:HD11	3:I:50:VAL:CG1	2.50	0.42
3:I:135:PHE:CG	3:I:210:ILE:CG1	2.95	0.42
3:I:274:ILE:HB	3:I:276:LYS:HD3	2.01	0.42
4:J:91:LEU:HD13	4:J:145:PHE:CA	2.47	0.42
4:J:159:LEU:HD12	4:J:192:LYS:CA	2.48	0.42
4:J:212:LEU:N	4:J:212:LEU:CD1	2.83	0.42
4:J:275:THR:O	4:J:279:VAL:CG2	2.65	0.42
4:J:453:ILE:O	4:J:457:LEU:CB	2.64	0.42
4:J:456:LEU:HD13	4:J:456:LEU:C	2.40	0.42
3:K:102:ILE:HB	3:K:121:PRO:O	2.20	0.42
3:K:135:PHE:CB	3:K:272:PRO:O	2.67	0.42
3:K:179:LYS:CE	3:K:208:GLN:OE1	2.67	0.42
3:K:226:SER:O	3:K:230:VAL:CG2	2.56	0.42
1:L:15:TYR:CD1	1:L:15:TYR:C	2.93	0.42
1:L:19:VAL:HG13	1:L:20:ARG:N	2.34	0.42
2:M:2:ASN:O	2:M:72:SER:CB	2.67	0.42
2:M:185:THR:HG23	2:M:187:ASN:H	1.83	0.42
2:M:249:LEU:HB3	2:M:256:LYS:NZ	2.34	0.42
3:N:135:PHE:O	3:N:210:ILE:HD11	2.18	0.42
4:O:59:TRP:HE1	4:O:84:LEU:CD2	2.25	0.42
4:O:240:TYR:CD2	4:O:453:ILE:HG21	2.54	0.42
4:O:255:ILE:HD12	4:O:304:LEU:HD22	2.00	0.42
4:O:416:VAL:O	4:O:420:ASN:N	2.51	0.42
3:P:45:GLU:CD	3:P:134:HIS:ND1	2.71	0.42
3:P:79:ARG:NH1	3:P:107:LYS:HZ2	2.10	0.42
3:P:93:TYR:HD2	3:P:145:LYS:HD3	1.83	0.42
3:P:106:THR:CG2	1:Q:150:THR:HG23	2.49	0.42
3:P:235:LEU:HA	1:Q:306:HIS:HD2	1.67	0.42
3:P:279:LEU:CA	3:P:282:MET:HB2	2.37	0.42
1:Q:10:VAL:HA	1:Q:13:GLU:HB2	2.01	0.42
1:Q:75:ILE:HG22	2:R:27:ASN:CB	2.50	0.42
1:Q:81:PRO:O	1:Q:82:SER:O	2.37	0.42

Continued on next page...

Continued from previous page...

Atom-1	Atom-2	Interatomic distance (Å)	Clash overlap (Å)
1:Q:106:VAL:HG12	1:Q:118:TRP:NE1	2.34	0.42
1:Q:107:ASN:HB2	2:R:152:ASN:CG	2.38	0.42
1:Q:107:ASN:HD22	2:R:152:ASN:CG	2.22	0.42
1:Q:145:VAL:HG11	1:Q:206:ASP:OD2	2.18	0.42
1:Q:235:ALA:CB	1:Q:239:PHE:CE2	2.98	0.42
2:R:91:ASP:OD2	2:R:152:ASN:CB	2.67	0.42
2:R:148:PHE:N	2:R:148:PHE:HD1	2.17	0.42
3:S:242:LYS:HZ2	4:T:304:LEU:HD11	1.83	0.42
3:S:264:ILE:O	3:S:267:THR:HG23	2.19	0.42
4:T:1:ASN:CG	4:T:68:THR:HB	2.39	0.42
4:T:30:VAL:HG22	4:T:59:TRP:HB3	2.01	0.42
4:T:136:PHE:HA	4:T:138:TRP:CH2	2.53	0.42
4:T:158:GLN:O	4:T:159:LEU:HD23	2.19	0.42
4:T:209:ILE:CG1	4:T:211:PHE:CE1	3.03	0.42
4:T:270:GLN:O	4:T:273:PRO:HG2	2.18	0.42
4:T:275:THR:O	4:T:279:VAL:CG2	2.65	0.42
4:T:277:LEU:HG	4:T:277:LEU:H	1.61	0.42
3:U:133:THR:C	3:U:136:PRO:CG	2.88	0.42
3:U:152:ASP:H	4:Y:78:ARG:NH2	2.17	0.42
3:U:432:GLU:HG3	3:U:436:GLU:HG3	2.00	0.42
1:V:10:VAL:HA	1:V:13:GLU:HB2	2.01	0.42
1:V:288:MET:O	1:V:291:VAL:CG1	2.56	0.42
2:W:29:GLU:O	2:W:30:VAL:CB	2.68	0.42
2:W:60:HIS:NE2	2:W:92:ILE:CG2	2.78	0.42
2:W:279:PRO:HA	2:W:282:ALA:HB2	1.94	0.42
3:X:7:LEU:O	3:X:10:ASN:ND2	2.52	0.42
3:X:40:LEU:HD11	3:X:50:VAL:CG1	2.50	0.42
3:X:303:PRO:CG	3:X:400:LYS:NZ	2.81	0.42
3:X:426:PHE:HE1	3:X:430:LEU:CD1	2.32	0.42
4:Y:30:VAL:CG2	4:Y:85:TRP:CZ3	3.03	0.42
4:Y:287:ILE:O	4:Y:291:PHE:HD2	2.01	0.42
3:Z:8:VAL:HG23	3:Z:9:ALA:N	2.34	0.42
3:Z:56:LEU:CD2	3:Z:56:LEU:C	2.88	0.42
3:Z:67:TRP:CE3	3:Z:67:TRP:HA	2.54	0.42
3:Z:100:PHE:CB	3:Z:103:VAL:HG21	2.49	0.42
3:Z:374:SER:N	3:Z:377:GLU:CD	2.72	0.42
1:0:238:VAL:CA	1:0:248:LYS:HZ1	2.32	0.42
1:0:286:PHE:CE1	1:0:287:ILE:HG23	2.54	0.42
1:0:466:ASN:N	1:0:467:PRO:HD2	2.34	0.42
2:1:159:SER:C	2:1:213:GLN:HG3	2.40	0.42
2:1:252:GLU:O	2:1:253:SER:HB2	2.19	0.42

Continued on next page...

Continued from previous page...

Atom-1	Atom-2	Interatomic distance (Å)	Clash overlap (Å)
3:2:33:VAL:CG1	3:2:158:ILE:HG21	2.49	0.42
3:2:189:TYR:HA	3:2:197:PRO:HG2	2.01	0.42
3:2:252:SER:OG	3:2:253:LEU:N	2.48	0.42
3:2:275:GLY:C	3:2:277:TYR:N	2.73	0.42
3:2:384:GLU:OE1	3:2:384:GLU:HA	2.19	0.42
3:2:414:PHE:HE1	3:2:418:CYS:HG	1.67	0.42
4:3:90:VAL:CG1	4:3:91:LEU:N	2.81	0.42
4:3:202:ASP:O	4:3:203:ILE:O	2.36	0.42
3:A:90:LEU:CD1	3:A:100:PHE:CE2	2.82	0.42
3:A:94:ASN:O	3:A:127:TYR:CD2	2.72	0.42
3:A:100:PHE:HD1	3:A:100:PHE:HA	1.70	0.42
3:A:131:ILE:HG13	3:A:133:THR:H	1.85	0.42
3:A:420:ILE:CG1	3:A:421:GLY:H	2.31	0.42
1:B:130:ILE:HD12	1:B:134:TYR:HE2	1.78	0.42
1:B:138:ASP:O	1:B:139:TRP:O	2.38	0.42
1:B:251:LEU:CD1	2:C:261:ILE:HG21	2.40	0.42
2:C:8:ILE:N	2:C:73:GLU:OE2	2.52	0.42
2:C:21:VAL:O	2:C:23:PRO:HD3	2.19	0.42
2:C:66:ARG:CG	2:C:66:ARG:NH1	2.69	0.42
3:D:244:THR:O	3:D:247:ILE:HB	2.19	0.42
3:D:379:VAL:HG22	3:D:382:ILE:HD11	1.98	0.42
3:D:419:ILE:CD1	3:D:420:ILE:CG2	2.92	0.42
4:E:255:ILE:HD12	4:E:304:LEU:HD22	2.00	0.42
4:E:261:GLN:HG3	4:E:262:THR:N	2.29	0.42
4:E:423:ALA:C	4:E:425:SER:N	2.72	0.42
3:F:107:LYS:CE	1:G:150:THR:C	2.86	0.42
3:F:243:MET:CB	3:F:306:HIS:ND1	2.82	0.42
3:F:415:MET:HA	3:F:415:MET:CE	2.50	0.42
3:F:417:ILE:O	3:F:421:GLY:N	2.51	0.42
1:G:10:VAL:HG13	1:G:11:LEU:CD2	2.45	0.42
1:G:88:PRO:CB	1:G:90:ILE:HG13	2.43	0.42
1:G:160:HIS:CD2	1:G:209:PHE:HE1	2.37	0.42
1:G:163:ASP:CB	1:G:193:SER:OG	2.66	0.42
1:G:459:SER:O	1:G:463:PRO:CG	2.68	0.42
2:H:19:LYS:NZ	2:H:88:TRP:HA	2.34	0.42
2:H:105:ALA:HB2	2:H:123:PRO:O	2.19	0.42
2:H:180:ASP:CA	2:H:195:LYS:HG2	2.49	0.42
3:I:36:GLN:HE21	3:I:38:ILE:CG1	2.32	0.42
3:I:130:ILE:CG1	3:I:131:ILE:N	2.82	0.42
3:I:303:PRO:CG	3:I:400:LYS:NZ	2.81	0.42
3:I:400:LYS:O	3:I:402:VAL:HG23	2.19	0.42

Continued on next page...

Continued from previous page...

Atom-1	Atom-2	Interatomic distance (Å)	Clash overlap (Å)
4:J:9:LYS:HG3	4:J:10:LEU:N	2.34	0.42
4:J:45:LYS:NZ	4:J:277:LEU:O	2.51	0.42
4:J:55:ILE:HG23	4:J:119:PRO:CD	2.49	0.42
4:J:138:TRP:CZ2	4:J:215:GLN:CD	2.92	0.42
4:J:212:LEU:O	4:J:214:ILE:HG23	2.19	0.42
4:J:290:MET:O	4:J:294:LEU:N	2.49	0.42
3:K:45:GLU:HG2	3:K:272:PRO:HG2	2.02	0.42
3:K:303:PRO:CB	3:K:400:LYS:HD3	2.31	0.42
3:K:405:VAL:O	3:K:405:VAL:HG23	2.18	0.42
1:L:61:THR:CG2	1:L:63:TYR:HD1	2.32	0.42
1:L:100:PHE:CB	1:L:103:THR:HB	2.47	0.42
1:L:138:ASP:O	1:L:139:TRP:O	2.38	0.42
1:L:192:PRO:CG	1:L:210:TYR:HB2	2.49	0.42
1:L:220:TYR:N	1:L:220:TYR:HD1	2.17	0.42
1:L:298:SER:HA	1:L:301:VAL:HG21	2.01	0.42
2:M:3:GLU:CD	2:M:7:LEU:HB2	2.40	0.42
2:M:39:LEU:N	2:M:39:LEU:CD1	2.82	0.42
3:N:33:VAL:CG1	3:N:158:ILE:HG21	2.49	0.42
3:N:107:LYS:H	3:N:107:LYS:CD	2.24	0.42
3:N:222:CYS:SG	3:N:225:PHE:CE1	3.05	0.42
3:N:400:LYS:O	3:N:402:VAL:HG23	2.19	0.42
3:N:401:TYR:O	3:N:401:TYR:HD1	2.00	0.42
3:N:436:GLU:O	3:N:437:GLY:OXT	2.38	0.42
4:O:123:TYR:HD1	4:O:123:TYR:H	1.68	0.42
4:O:138:TRP:CZ2	4:O:215:GLN:CD	2.92	0.42
4:O:215:GLN:CG	4:O:216:ARG:N	2.81	0.42
4:O:246:ALA:HA	4:O:250:LYS:HZ2	1.84	0.42
4:O:287:ILE:O	4:O:291:PHE:HD2	2.02	0.42
3:P:56:LEU:CD2	3:P:56:LEU:C	2.88	0.42
3:P:100:PHE:CB	3:P:103:VAL:HG21	2.49	0.42
3:P:293:VAL:O	3:P:297:ASN:CB	2.64	0.42
1:Q:15:TYR:CD1	1:Q:15:TYR:C	2.93	0.42
1:Q:28:LYS:HG2	1:Q:155:GLU:HA	2.01	0.42
1:Q:75:ILE:CD1	1:Q:78:LEU:CD1	2.87	0.42
1:Q:158:LEU:HD23	1:Q:158:LEU:HA	1.52	0.42
1:Q:232:SER:HA	1:Q:235:ALA:CB	2.42	0.42
1:Q:438:LEU:CD2	1:Q:441:TYR:CD2	3.02	0.42
1:Q:466:ASN:N	1:Q:467:PRO:HD2	2.34	0.42
2:R:1:VAL:HA	2:R:4:GLU:HG2	2.01	0.42
2:R:3:GLU:CD	2:R:7:LEU:HB2	2.40	0.42
2:R:9:ASN:O	2:R:12:LEU:CG	2.55	0.42

Continued on next page...

Continued from previous page...

Atom-1	Atom-2	Interatomic distance (Å)	Clash overlap (Å)
2:R:252:GLU:O	2:R:253:SER:HB2	2.19	0.42
3:S:37:LEU:HD13	3:S:54:VAL:CG1	2.47	0.42
3:S:242:LYS:CA	3:S:243:MET:HE2	2.50	0.42
3:S:303:PRO:CD	3:S:400:LYS:HD2	2.50	0.42
3:S:400:LYS:O	3:S:402:VAL:HG23	2.19	0.42
4:T:441:LEU:C	4:T:441:LEU:CD1	2.88	0.42
3:U:46:VAL:CG2	3:U:270:ALA:C	2.87	0.42
3:U:178:MET:HA	3:U:207:MET:CB	2.49	0.42
3:U:306:HIS:CD2	3:U:306:HIS:C	2.93	0.42
3:U:406:ILE:HG23	3:U:409:ILE:CD1	2.49	0.42
1:V:145:VAL:HG11	1:V:206:ASP:OD2	2.19	0.42
1:V:152:ASP:HA	1:V:203:SER:HB2	2.01	0.42
1:V:220:TYR:N	1:V:220:TYR:HD1	2.17	0.42
2:W:17:TYR:OH	2:W:19:LYS:HA	2.19	0.42
2:W:159:SER:C	2:W:213:GLN:HG3	2.40	0.42
2:W:267:GLN:HE21	2:W:267:GLN:HB2	1.50	0.42
2:W:479:ASN:C	2:W:482:PRO:HD2	2.39	0.42
3:X:146:LEU:HD13	3:X:203:TYR:CD1	2.53	0.42
4:Y:5:ARG:H	4:Y:5:ARG:HG2	1.33	0.42
4:Y:240:TYR:CG	4:Y:453:ILE:HG12	2.53	0.42
4:Y:452:TRP:O	4:Y:456:LEU:HB3	2.18	0.42
3:Z:28:PHE:CE1	3:Z:154:THR:HA	2.54	0.42
3:Z:39:GLN:C	3:Z:40:LEU:HD23	2.39	0.42
3:Z:190:TYR:HH	3:Z:198:TYR:HE1	1.67	0.42
3:Z:250:LEU:HD13	3:Z:296:ILE:HG21	1.95	0.42
3:Z:261:VAL:C	3:Z:265:PRO:HD3	2.36	0.42
3:Z:279:LEU:HD13	3:Z:282:MET:CG	2.49	0.42
3:Z:379:VAL:HA	3:Z:382:ILE:CG1	2.49	0.42
3:Z:406:ILE:HG23	3:Z:409:ILE:CD1	2.49	0.42
1:0:117:SER:HB2	1:0:119:HIS:NE2	2.34	0.42
2:1:155:ALA:N	2:1:211:ASN:CA	2.79	0.42
2:1:316:THR:HG21	2:1:447:ASN:CA	2.48	0.42
3:2:48:GLN:O	3:2:48:GLN:HG3	2.20	0.42
3:2:254:THR:O	3:2:258:LEU:CD1	2.68	0.42
4:3:423:ALA:C	4:3:425:SER:N	2.72	0.42
3:A:137:PHE:CG	3:A:435:GLN:CD	2.91	0.42
1:B:81:PRO:CD	2:C:20:HIS:CE1	3.00	0.42
2:C:39:LEU:N	2:C:39:LEU:CD1	2.82	0.42
2:C:194:HIS:CG	2:C:195:LYS:N	2.87	0.42
2:C:296:MET:HA	2:C:296:MET:HE2	2.00	0.42
2:C:482:PRO:HG2	2:C:483:ALA:N	2.34	0.42

Continued on next page...

Continued from previous page...

Atom-1	Atom-2	Interatomic distance (Å)	Clash overlap (Å)
3:D:31:ILE:HG21	3:D:158:ILE:HG12	2.00	0.42
3:D:37:LEU:HD13	3:D:54:VAL:CG1	2.47	0.42
3:D:40:LEU:HD11	3:D:50:VAL:CG1	2.50	0.42
4:E:240:TYR:CD2	4:E:453:ILE:HG21	2.54	0.42
4:E:417:GLU:O	4:E:421:PHE:CD2	2.73	0.42
3:F:106:THR:CG2	1:G:150:THR:HG23	2.49	0.42
3:F:170:PHE:CE1	3:F:176:TRP:CD1	3.08	0.42
1:G:23:GLN:HG2	1:G:23:GLN:O	2.19	0.42
1:G:41:LEU:HA	1:G:41:LEU:HD22	1.66	0.42
1:G:75:ILE:HG22	2:H:27:ASN:CB	2.50	0.42
1:G:152:ASP:HA	1:G:203:SER:HB2	2.01	0.42
2:H:60:HIS:NE2	2:H:92:ILE:CG2	2.78	0.42
2:H:148:PHE:N	2:H:148:PHE:HD1	2.17	0.42
3:I:132:VAL:HB	3:I:274:ILE:CA	2.37	0.42
3:I:240:GLY:O	3:I:242:LYS:N	2.53	0.42
3:I:275:GLY:C	3:I:277:TYR:N	2.73	0.42
3:I:411:LEU:HD23	3:I:411:LEU:HA	1.69	0.42
3:I:414:PHE:HE1	3:I:418:CYS:HG	1.63	0.42
4:J:59:TRP:CZ2	4:J:84:LEU:CD2	3.01	0.42
4:J:61:ASP:OD1	4:J:63:ARG:HB2	2.19	0.42
4:J:132:THR:C	4:J:134:PHE:H	2.10	0.42
3:K:67:TRP:CE3	3:K:67:TRP:HA	2.54	0.42
3:K:68:ASN:ND2	3:K:69:PRO:HD2	2.35	0.42
3:K:133:THR:C	3:K:136:PRO:CG	2.88	0.42
3:K:170:PHE:CE1	3:K:176:TRP:CD1	3.08	0.42
3:K:234:TYR:CD1	3:K:410:LEU:HD21	2.54	0.42
3:K:276:LYS:O	3:K:280:PHE:CE1	2.72	0.42
1:L:6:THR:O	1:L:9:SER:OG	2.27	0.42
1:L:46:LYS:CA	1:L:278:PRO:HD2	2.46	0.42
1:L:75:ILE:CD1	1:L:78:LEU:CD1	2.87	0.42
1:L:92:LEU:HG	1:L:96:ASN:HD22	1.85	0.42
1:L:186:TRP:HB2	1:L:187:SER:H	1.66	0.42
1:L:235:ALA:CB	1:L:239:PHE:CE2	2.98	0.42
1:L:466:ASN:N	1:L:467:PRO:HD2	2.34	0.42
2:M:21:VAL:O	2:M:23:PRO:HD3	2.19	0.42
2:M:29:GLU:O	2:M:30:VAL:CB	2.68	0.42
2:M:224:LYS:HZ3	2:M:291:TYR:HE2	1.68	0.42
2:M:224:LYS:NZ	2:M:291:TYR:HE2	2.17	0.42
3:N:7:LEU:O	3:N:10:ASN:ND2	2.52	0.42
3:N:38:ILE:C	3:N:169:THR:CG2	2.84	0.42
3:N:40:LEU:HD11	3:N:50:VAL:CG1	2.50	0.42

Continued on next page...

Continued from previous page...

Atom-1	Atom-2	Interatomic distance (Å)	Clash overlap (Å)
3:N:175:GLU:O	3:N:209:ARG:HG3	2.19	0.42
3:N:233:PHE:CB	3:N:410:LEU:HB3	2.49	0.42
3:N:254:THR:O	3:N:258:LEU:CD1	2.68	0.42
4:O:84:LEU:HD21	4:O:115:MET:HE3	2.00	0.42
4:O:444:LYS:O	4:O:448:LYS:CG	2.60	0.42
3:P:39:GLN:C	3:P:40:LEU:HD23	2.39	0.42
3:P:76:LYS:HE3	3:P:112:TYR:OH	2.19	0.42
3:P:135:PHE:CB	3:P:272:PRO:O	2.67	0.42
1:Q:86:TRP:HD1	1:Q:151:TYR:CE2	2.37	0.42
1:Q:159:GLN:O	1:Q:159:GLN:HG3	2.19	0.42
2:R:19:LYS:NZ	2:R:88:TRP:HA	2.34	0.42
2:R:29:GLU:O	2:R:30:VAL:CB	2.68	0.42
2:R:30:VAL:HG21	2:R:158:ILE:O	2.20	0.42
2:R:74:TYR:O	2:R:78:SER:HA	2.18	0.42
2:R:148:PHE:C	2:R:149:THR:HG22	2.40	0.42
2:R:180:ASP:CA	2:R:195:LYS:HG2	2.49	0.42
2:R:267:GLN:HE21	2:R:267:GLN:HB2	1.50	0.42
3:S:7:LEU:O	3:S:10:ASN:ND2	2.52	0.42
3:S:20:ARG:O	3:S:22:VAL:N	2.49	0.42
3:S:29:VAL:HG11	3:S:60:TRP:NE1	2.27	0.42
3:S:31:ILE:CG2	3:S:158:ILE:HG23	2.37	0.42
3:S:40:LEU:HD11	3:S:50:VAL:CG1	2.50	0.42
3:S:48:GLN:O	3:S:48:GLN:HG3	2.20	0.42
4:T:30:VAL:CG2	4:T:85:TRP:CZ3	3.03	0.42
4:T:107:VAL:HG12	4:T:108:LEU:N	2.27	0.42
4:T:138:TRP:CZ2	4:T:215:GLN:CD	2.92	0.42
3:U:85:VAL:HG12	3:U:86:TRP:N	2.34	0.42
3:U:100:PHE:CB	3:U:103:VAL:HG21	2.50	0.42
3:U:155:LYS:CE	4:Y:76:LEU:HB3	2.49	0.42
3:U:415:MET:CE	3:U:415:MET:HA	2.49	0.42
1:V:152:ASP:CG	1:V:203:SER:HB3	2.39	0.42
1:V:192:PRO:CG	1:V:210:TYR:HB2	2.49	0.42
2:W:1:VAL:HA	2:W:4:GLU:HG2	2.02	0.42
2:W:19:LYS:NZ	2:W:88:TRP:HA	2.34	0.42
3:X:3:HIS:HB3	3:X:7:LEU:CG	2.50	0.42
3:X:21:PRO:HG3	3:X:60:TRP:HZ2	1.78	0.42
3:X:169:THR:O	3:X:169:THR:CG2	2.56	0.42
3:X:235:LEU:CD2	4:Y:308:LEU:CG	2.93	0.42
3:X:400:LYS:O	3:X:402:VAL:HG23	2.19	0.42
4:Y:157:LEU:HD13	4:Y:208:ILE:HD11	2.01	0.42
4:Y:436:ASN:O	4:Y:439:TRP:CD1	2.73	0.42

Continued on next page...

Continued from previous page...

Atom-1	Atom-2	Interatomic distance (Å)	Clash overlap (Å)
4:Y:453:ILE:O	4:Y:457:LEU:CB	2.64	0.42
3:Z:129:GLU:CD	3:Z:140:GLN:CG	2.88	0.42
3:Z:209:ARG:HG2	3:Z:210:ILE:H	1.80	0.42
3:Z:243:MET:CB	3:Z:306:HIS:ND1	2.82	0.42
1:0:16:ASN:HB3	1:0:19:VAL:HB	2.02	0.42
1:0:192:PRO:CD	1:0:210:TYR:O	2.68	0.42
1:0:311:THR:CG2	1:0:312:HIS:N	2.81	0.42
1:0:438:LEU:CD2	1:0:441:TYR:CD2	3.02	0.42
2:1:181:PRO:CD	2:1:192:ILE:HG21	2.45	0.42
2:1:259:THR:CB	3:2:244:THR:OG1	2.66	0.42
3:2:28:PHE:N	3:2:28:PHE:HD1	2.17	0.42
3:2:37:LEU:HA	3:2:54:VAL:HG13	2.02	0.42
3:2:92:LEU:CD1	3:2:146:LEU:HD21	2.50	0.42
3:2:129:GLU:HA	3:2:129:GLU:OE1	2.20	0.42
3:2:436:GLU:O	3:2:437:GLY:OXT	2.38	0.42
4:3:26:HIS:O	4:3:26:HIS:ND1	2.53	0.42
4:3:71:TYR:CD1	4:3:111:ASN:CG	2.91	0.42
4:3:72:GLU:O	4:3:73:GLY:C	2.57	0.42
4:3:74:ILE:C	4:3:76:LEU:N	2.71	0.42
4:3:217:LYS:HZ1	4:3:219:LEU:HD12	1.85	0.42
4:3:262:THR:HG22	4:3:262:THR:O	2.20	0.42
4:3:417:GLU:O	4:3:421:PHE:CD2	2.73	0.42
4:3:456:LEU:HD13	4:3:456:LEU:C	2.40	0.42
3:A:157:SER:HB2	3:A:199:LEU:HD12	2.00	0.42
1:B:16:ASN:HB3	1:B:19:VAL:HB	2.02	0.42
1:B:100:PHE:CB	1:B:103:THR:HB	2.47	0.42
1:B:160:HIS:NE2	1:B:207:VAL:CG1	2.57	0.42
2:C:2:ASN:O	2:C:72:SER:CB	2.67	0.42
2:C:19:LYS:NZ	2:C:88:TRP:HA	2.34	0.42
2:C:74:TYR:O	2:C:78:SER:HA	2.18	0.42
2:C:159:SER:C	2:C:213:GLN:HG3	2.40	0.42
3:D:67:TRP:HA	3:D:67:TRP:HE3	1.84	0.42
4:E:55:ILE:HG13	4:E:57:ILE:CG1	2.41	0.42
4:E:123:TYR:HD1	4:E:123:TYR:H	1.68	0.42
4:E:158:GLN:O	4:E:159:LEU:HD23	2.19	0.42
4:E:214:ILE:C	4:E:214:ILE:CD1	2.82	0.42
3:F:8:VAL:HG23	3:F:9:ALA:N	2.34	0.42
3:F:38:ILE:O	3:F:39:GLN:HG2	2.11	0.42
3:F:56:LEU:CD2	3:F:56:LEU:C	2.88	0.42
3:F:92:LEU:HD23	3:F:92:LEU:H	1.83	0.42
3:F:100:PHE:CB	3:F:103:VAL:HG21	2.50	0.42

Continued on next page...

Continued from previous page...

Atom-1	Atom-2	Interatomic distance (Å)	Clash overlap (Å)
3:F:133:THR:C	3:F:136:PRO:CG	2.88	0.42
3:F:223:LEU:HA	3:F:226:SER:HB2	2.00	0.42
1:G:15:TYR:CD1	1:G:15:TYR:C	2.93	0.42
1:G:152:ASP:O	1:G:154:SER:N	2.53	0.42
1:G:409:LYS:HE2	2:H:423:ILE:CG2	2.50	0.42
2:H:84:PRO:CG	2:H:85:GLU:OE1	2.68	0.42
3:I:28:PHE:N	3:I:28:PHE:HD1	2.17	0.42
3:I:228:LEU:O	3:I:232:VAL:N	2.47	0.42
4:J:33:LYS:HZ1	4:J:160:SER:CB	2.32	0.42
4:J:89:VAL:CG2	4:J:99:PHE:CZ	2.95	0.42
4:J:108:LEU:CB	4:J:116:TYR:O	2.67	0.42
4:J:123:TYR:HD1	4:J:123:TYR:H	1.68	0.42
4:J:136:PHE:HA	4:J:138:TRP:CH2	2.54	0.42
4:J:199:THR:O	4:J:200:LYS:HB3	2.18	0.42
4:J:262:THR:HG22	4:J:262:THR:O	2.20	0.42
4:J:436:ASN:O	4:J:437:GLU:C	2.57	0.42
3:K:39:GLN:C	3:K:40:LEU:HD23	2.39	0.42
3:K:65:LEU:HB3	3:K:110:LEU:CD2	2.49	0.42
3:K:100:PHE:CB	3:K:103:VAL:HG21	2.50	0.42
3:K:146:LEU:N	3:K:146:LEU:CD1	2.80	0.42
3:K:415:MET:HA	3:K:415:MET:CE	2.50	0.42
1:L:44:ASN:O	1:L:130:ILE:HD11	2.19	0.42
1:L:88:PRO:CB	1:L:90:ILE:HG13	2.43	0.42
1:L:100:PHE:CG	1:L:103:THR:HB	2.55	0.42
1:L:137:PHE:CZ	1:L:283:TYR:OH	2.71	0.42
1:L:160:HIS:CD2	1:L:209:PHE:HE1	2.37	0.42
1:L:227:PRO:HA	1:L:231:ILE:HG12	2.01	0.42
2:M:9:ASN:O	2:M:12:LEU:CG	2.55	0.42
2:M:19:LYS:NZ	2:M:88:TRP:HA	2.34	0.42
2:M:30:VAL:HG21	2:M:158:ILE:O	2.20	0.42
2:M:462:THR:N	2:M:463:PRO:HD2	2.34	0.42
3:N:136:PRO:HG3	3:N:274:ILE:HG12	2.00	0.42
3:N:287:SER:HA	3:N:290:ILE:HD11	1.93	0.42
3:N:303:PRO:CD	3:N:400:LYS:HD2	2.50	0.42
3:N:416:LEU:O	3:N:419:ILE:HG13	2.19	0.42
4:O:9:LYS:HG3	4:O:10:LEU:N	2.34	0.42
4:O:453:ILE:CG1	4:O:454:ALA:N	2.83	0.42
4:O:456:LEU:C	4:O:456:LEU:HD13	2.40	0.42
3:P:133:THR:C	3:P:136:PRO:CG	2.88	0.42
3:P:234:TYR:CD1	3:P:410:LEU:HD21	2.54	0.42
3:P:304:SER:CB	3:P:400:LYS:HZ2	2.33	0.42

Continued on next page...

Continued from previous page...

Atom-1	Atom-2	Interatomic distance (Å)	Clash overlap (Å)
1:Q:258:ALA:HB2	2:R:265:LEU:CD2	2.44	0.42
1:Q:298:SER:HA	1:Q:301:VAL:HG21	2.01	0.42
2:R:2:ASN:O	2:R:72:SER:CB	2.68	0.42
2:R:37:LEU:CB	2:R:217:PHE:CE2	2.85	0.42
2:R:51:THR:O	2:R:52:LEU:HD13	2.18	0.42
2:R:54:THR:OG1	2:R:126:PHE:CE1	2.65	0.42
2:R:189:GLU:O	2:R:223:ARG:CG	2.35	0.42
2:R:235:PRO:O	2:R:239:ILE:N	2.35	0.42
3:S:33:VAL:CG1	3:S:158:ILE:HG21	2.50	0.42
3:S:244:THR:O	3:S:247:ILE:HB	2.19	0.42
3:S:250:LEU:HD21	3:S:292:THR:OG1	2.19	0.42
4:T:123:TYR:HD1	4:T:123:TYR:H	1.68	0.42
4:T:193:ASN:O	4:T:206:GLN:HG2	2.19	0.42
4:T:214:ILE:HD12	4:T:215:GLN:N	2.34	0.42
4:T:240:TYR:CG	4:T:453:ILE:HG12	2.53	0.42
4:T:417:GLU:O	4:T:421:PHE:CD2	2.73	0.42
4:T:456:LEU:HD13	4:T:456:LEU:C	2.40	0.42
3:U:93:TYR:CZ	3:U:198:TYR:HE2	2.37	0.42
3:U:108:LEU:HD11	3:U:118:TRP:HB2	1.98	0.42
1:V:19:VAL:HG13	1:V:20:ARG:N	2.34	0.42
1:V:38:THR:CG2	1:V:55:PHE:HE1	2.32	0.42
1:V:89:ASP:OD2	1:V:149:TYR:N	2.50	0.42
1:V:92:LEU:HG	1:V:96:ASN:HD22	1.85	0.42
1:V:232:SER:HA	1:V:235:ALA:CB	2.42	0.42
1:V:269:LYS:CE	1:V:270:VAL:HG23	2.42	0.42
3:X:130:ILE:CG1	3:X:131:ILE:N	2.82	0.42
3:X:155:LYS:HD3	3:X:155:LYS:HA	1.84	0.42
3:X:264:ILE:O	3:X:267:THR:HG23	2.19	0.42
3:X:274:ILE:HB	3:X:276:LYS:HD3	2.01	0.42
3:X:294:VAL:O	3:X:298:THR:OG1	2.31	0.42
4:Y:214:ILE:HD12	4:Y:215:GLN:N	2.34	0.42
4:Y:246:ALA:HA	4:Y:250:LYS:HZ2	1.84	0.42
4:Y:417:GLU:O	4:Y:421:PHE:CD2	2.73	0.42
4:Y:436:ASN:O	4:Y:437:GLU:C	2.57	0.42
3:Z:146:LEU:N	3:Z:201:ILE:O	2.48	0.42
3:Z:306:HIS:CD2	3:Z:306:HIS:C	2.93	0.42
1:0:10:VAL:HA	1:0:13:GLU:HB2	2.01	0.42
1:0:15:TYR:CD1	1:0:15:TYR:C	2.93	0.42
1:0:106:VAL:CG1	1:0:107:ASN:N	2.81	0.42
1:0:138:ASP:O	1:0:139:TRP:O	2.38	0.42
1:0:163:ASP:CB	1:0:193:SER:OG	2.66	0.42

Continued on next page...

Continued from previous page...

Atom-1	Atom-2	Interatomic distance (Å)	Clash overlap (Å)
2:1:3:GLU:CD	2:1:7:LEU:HB2	2.40	0.42
2:1:8:ILE:N	2:1:73:GLU:OE2	2.52	0.42
2:1:191:GLU:HG2	2:1:222:ARG:C	2.40	0.42
2:1:249:LEU:HB3	2:1:256:LYS:NZ	2.35	0.42
3:2:67:TRP:HA	3:2:67:TRP:HE3	1.84	0.42
3:2:229:THR:C	3:2:232:VAL:HB	2.34	0.42
3:2:291:VAL:O	3:2:295:VAL:N	2.40	0.42
3:2:416:LEU:O	3:2:419:ILE:HG13	2.19	0.42
4:3:173:ASP:OD1	4:3:173:ASP:O	2.37	0.42
4:3:209:ILE:CG1	4:3:211:PHE:HE1	2.28	0.42
4:3:214:ILE:HD12	4:3:215:GLN:N	2.34	0.42
3:A:36:GLN:OE1	3:A:36:GLN:O	2.38	0.42
3:A:45:GLU:HG2	3:A:272:PRO:HG2	2.02	0.42
3:A:68:ASN:ND2	3:A:69:PRO:HD2	2.35	0.42
3:A:234:TYR:CD1	3:A:410:LEU:HD21	2.53	0.42
3:A:279:LEU:HD13	3:A:282:MET:CG	2.49	0.42
1:B:38:THR:O	1:B:39:SER:OG	2.36	0.42
1:B:106:VAL:HG12	1:B:118:TRP:NE1	2.34	0.42
1:B:152:ASP:CG	1:B:203:SER:HB3	2.39	0.42
1:B:466:ASN:N	1:B:467:PRO:HD2	2.34	0.42
2:C:48:THR:OG1	2:C:286:PRO:N	2.53	0.42
4:E:30:VAL:CG2	4:E:85:TRP:CZ3	3.03	0.42
4:E:90:VAL:CG1	4:E:91:LEU:N	2.81	0.42
4:E:193:ASN:O	4:E:206:GLN:HG2	2.19	0.42
4:E:212:LEU:N	4:E:212:LEU:CD1	2.83	0.42
4:E:265:LEU:CA	4:E:268:ILE:HG23	2.50	0.42
4:E:436:ASN:O	4:E:439:TRP:CD1	2.73	0.42
3:F:58:GLN:HB3	3:F:60:TRP:HZ3	1.84	0.42
3:F:76:LYS:HE3	3:F:112:TYR:OH	2.19	0.42
3:F:93:TYR:HD2	3:F:145:LYS:HD3	1.83	0.42
3:F:94:ASN:O	3:F:127:TYR:CD2	2.72	0.42
3:F:131:ILE:HG13	3:F:133:THR:H	1.85	0.42
3:F:405:VAL:O	3:F:405:VAL:HG23	2.19	0.42
3:F:406:ILE:HA	3:F:409:ILE:CG1	2.50	0.42
1:G:16:ASN:HB3	1:G:19:VAL:HB	2.02	0.42
1:G:28:LYS:HG2	1:G:155:GLU:HA	2.01	0.42
1:G:241:LEU:HD21	1:G:251:LEU:CD2	2.43	0.42
1:G:460:HIS:O	1:G:464:PRO:HD2	2.20	0.42
2:H:2:ASN:O	2:H:72:SER:CB	2.67	0.42
2:H:30:VAL:HG23	2:H:156:ASN:HA	2.02	0.42
2:H:37:LEU:CB	2:H:217:PHE:CE2	2.85	0.42

Continued on next page...

Continued from previous page...

Atom-1	Atom-2	Interatomic distance (Å)	Clash overlap (Å)
2:H:224:LYS:HZ3	2:H:291:TYR:HE2	1.68	0.42
2:H:278:LEU:HD11	2:H:292:LEU:CD2	2.49	0.42
2:H:482:PRO:HG2	2:H:483:ALA:N	2.34	0.42
3:I:129:GLU:OE1	3:I:129:GLU:HA	2.20	0.42
3:I:189:TYR:HA	3:I:197:PRO:HG2	2.01	0.42
3:I:254:THR:O	3:I:258:LEU:CD1	2.68	0.42
3:I:301:ARG:HH21	3:I:405:VAL:HB	1.84	0.42
3:I:419:ILE:HD12	3:I:420:ILE:H	1.78	0.42
4:J:173:ASP:CG	4:J:185:ILE:CD1	2.86	0.42
4:J:255:ILE:HD12	4:J:304:LEU:HD22	2.00	0.42
4:J:423:ALA:C	4:J:425:SER:N	2.72	0.42
3:K:102:ILE:HG21	1:L:149:TYR:CD2	2.54	0.42
3:K:152:ASP:H	4:O:78:ARG:NH2	2.17	0.42
3:K:223:LEU:HA	3:K:226:SER:HB2	2.00	0.42
3:K:233:PHE:CB	3:K:410:LEU:HD22	2.50	0.42
3:K:245:LEU:HD12	3:K:245:LEU:HA	1.76	0.42
3:K:301:ARG:HG2	3:K:301:ARG:NH1	2.32	0.42
3:K:306:HIS:CD2	3:K:306:HIS:C	2.93	0.42
1:L:89:ASP:OD1	1:L:89:ASP:N	2.52	0.42
1:L:187:SER:HB2	1:L:214:GLN:HG3	2.00	0.42
1:L:460:HIS:O	1:L:464:PRO:HD2	2.20	0.42
2:M:54:THR:OG1	2:M:126:PHE:CE1	2.65	0.42
2:M:211:ASN:ND2	2:M:212:TYR:CE2	2.87	0.42
3:N:130:ILE:O	3:N:134:HIS:CB	2.66	0.42
3:N:169:THR:CG2	3:N:169:THR:O	2.56	0.42
3:N:274:ILE:HB	3:N:276:LYS:HD3	2.01	0.42
3:N:379:VAL:HG22	3:N:382:ILE:HD11	1.98	0.42
3:N:384:GLU:OE1	3:N:384:GLU:HA	2.19	0.42
4:O:39:LEU:CD2	4:O:183:TRP:CZ2	2.95	0.42
4:O:156:ASN:HD22	4:O:156:ASN:HA	1.50	0.42
4:O:238:LEU:O	4:O:242:LEU:HD23	2.17	0.42
3:P:35:LEU:HD21	3:P:37:LEU:CG	2.49	0.42
3:P:47:ASN:O	3:P:49:ILE:HG13	2.19	0.42
3:P:59:GLN:HE22	3:P:117:MET:CB	2.31	0.42
3:P:68:ASN:ND2	3:P:69:PRO:HD2	2.35	0.42
3:P:170:PHE:CE1	3:P:176:TRP:CD1	3.08	0.42
1:Q:32:ARG:CG	1:Q:59:ALA:O	2.66	0.42
2:R:21:VAL:O	2:R:23:PRO:HD3	2.19	0.42
2:R:30:VAL:CG1	2:R:159:SER:CB	2.88	0.42
2:R:30:VAL:CG1	2:R:159:SER:HB3	2.50	0.42
3:S:31:ILE:HG21	3:S:158:ILE:HG12	2.00	0.42

Continued on next page...

Continued from previous page...

Atom-1	Atom-2	Interatomic distance (Å)	Clash overlap (Å)
3:S:36:GLN:HE21	3:S:38:ILE:CG1	2.32	0.42
3:S:233:PHE:CB	3:S:410:LEU:HB3	2.49	0.42
4:T:44:GLU:HB3	4:T:280:PRO:CB	2.44	0.42
4:T:55:ILE:HG23	4:T:119:PRO:CD	2.49	0.42
4:T:116:TYR:CD1	4:T:116:TYR:C	2.92	0.42
3:U:129:GLU:CD	3:U:140:GLN:CG	2.88	0.42
1:V:44:ASN:O	1:V:130:ILE:HD11	2.19	0.42
1:V:107:ASN:HD22	2:W:152:ASN:CG	2.22	0.42
1:V:223:TYR:C	1:V:226:VAL:HG22	2.38	0.42
2:W:8:ILE:CD1	2:W:69:TRP:CZ3	3.02	0.42
2:W:48:THR:OG1	2:W:286:PRO:N	2.53	0.42
2:W:318:SER:CB	2:W:447:ASN:ND2	2.72	0.42
3:X:48:GLN:O	3:X:48:GLN:HG3	2.20	0.42
3:X:210:ILE:C	3:X:211:PRO:O	2.58	0.42
3:X:233:PHE:CB	3:X:410:LEU:HB3	2.49	0.42
4:Y:123:TYR:HD1	4:Y:123:TYR:H	1.67	0.42
4:Y:238:LEU:O	4:Y:242:LEU:HD23	2.17	0.42
4:Y:261:GLN:NE2	4:Y:296:ILE:CD1	2.71	0.42
4:Y:441:LEU:C	4:Y:441:LEU:CD1	2.88	0.42
4:Y:456:LEU:HD13	4:Y:456:LEU:C	2.40	0.42
1:0:40:LEU:HD23	1:0:52:THR:HG1	1.85	0.42
1:0:81:PRO:O	1:0:82:SER:O	2.37	0.42
1:0:236:ILE:O	1:0:240:TYR:CB	2.62	0.42
1:0:459:SER:O	1:0:463:PRO:CB	2.68	0.42
2:1:30:VAL:HG21	2:1:158:ILE:O	2.20	0.42
2:1:241:PHE:HZ	3:2:293:VAL:HG22	1.72	0.42
2:1:266:ALA:HB3	3:2:251:LEU:CD2	2.47	0.42
3:2:55:ARG:C	3:2:56:LEU:HD23	2.39	0.42
3:2:240:GLY:O	3:2:242:LYS:N	2.53	0.42
3:2:274:ILE:HB	3:2:276:LYS:HD3	2.01	0.42
4:3:284:LYS:HE3	4:3:284:LYS:H	1.64	0.42
4:3:441:LEU:C	4:3:441:LEU:CD1	2.88	0.42
3:A:35:LEU:HD21	3:A:37:LEU:CG	2.49	0.42
3:A:105:MET:SD	3:A:105:MET:N	2.93	0.42
3:A:170:PHE:CE1	3:A:176:TRP:CD1	3.08	0.42
3:A:276:LYS:O	3:A:280:PHE:CE1	2.72	0.42
1:B:53:SER:O	1:B:54:VAL:HG13	2.19	0.42
1:B:298:SER:HA	1:B:301:VAL:HG21	2.01	0.42
2:C:30:VAL:HG23	2:C:156:ASN:HA	2.02	0.42
2:C:98:ASN:C	2:C:100:GLY:N	2.73	0.42
2:C:211:ASN:ND2	2:C:212:TYR:CE2	2.87	0.42

Continued on next page...

Continued from previous page...

Atom-1	Atom-2	Interatomic distance (Å)	Clash overlap (Å)
2:C:472:ILE:CB	2:C:475:MET:SD	2.99	0.42
3:D:254:THR:O	3:D:258:LEU:CD1	2.68	0.42
4:E:36:LEU:CD2	4:E:51:THR:CG2	2.85	0.42
4:E:91:LEU:HA	4:E:145:PHE:CB	2.50	0.42
3:F:2:GLU:C	3:F:4:GLU:N	2.73	0.42
3:F:45:GLU:HG2	3:F:272:PRO:HG2	2.02	0.42
3:F:63:VAL:O	3:F:66:ARG:CD	2.46	0.42
3:F:137:PHE:HD1	3:F:137:PHE:HA	1.72	0.42
1:G:50:MET:HE1	1:G:211:LEU:HD11	2.01	0.42
1:G:117:SER:HB2	1:G:119:HIS:NE2	2.34	0.42
1:G:438:LEU:CD2	1:G:441:TYR:CD2	3.02	0.42
1:G:462:VAL:CB	1:G:463:PRO:HD3	2.46	0.42
2:H:48:THR:OG1	2:H:286:PRO:N	2.53	0.42
2:H:223:ARG:O	2:H:224:LYS:CB	2.68	0.42
2:H:462:THR:N	2:H:463:PRO:HD2	2.34	0.42
4:J:30:VAL:CG2	4:J:85:TRP:CZ3	3.03	0.42
4:J:49:LEU:HD12	4:J:49:LEU:C	2.39	0.42
4:J:78:ARG:HH11	4:J:108:LEU:HD13	1.85	0.42
4:J:247:GLY:N	4:J:250:LYS:HZ2	2.17	0.42
4:J:250:LYS:HA	4:J:253:LEU:CB	2.31	0.42
4:J:435:GLU:OE1	4:J:439:TRP:CH2	2.73	0.42
4:J:462:THR:O	4:J:466:PHE:CB	2.68	0.42
3:K:36:GLN:OE1	3:K:36:GLN:O	2.38	0.42
3:K:85:VAL:HG12	3:K:86:TRP:N	2.34	0.42
3:K:287:SER:C	3:K:289:ILE:N	2.71	0.42
1:L:81:PRO:O	1:L:82:SER:O	2.37	0.42
1:L:107:ASN:HD22	2:M:152:ASN:CG	2.22	0.42
1:L:220:TYR:C	1:L:222:VAL:N	2.72	0.42
1:L:248:LYS:HB2	1:L:248:LYS:HE2	1.79	0.42
2:M:98:ASN:C	2:M:100:GLY:N	2.73	0.42
2:M:104:VAL:HA	2:M:106:TYR:CD1	2.53	0.42
2:M:200:ASN:ND2	2:M:201:ILE:N	2.63	0.42
3:N:40:LEU:CD1	3:N:50:VAL:HG13	2.50	0.42
3:N:40:LEU:O	3:N:171:MET:HE2	2.20	0.42
3:N:69:PRO:HA	3:N:73:GLY:HA3	2.00	0.42
3:N:114:GLY:O	3:N:115:LYS:C	2.56	0.42
4:O:51:THR:O	4:O:121:ALA:O	2.38	0.42
4:O:158:GLN:O	4:O:159:LEU:HD23	2.19	0.42
4:O:463:LEU:HD12	4:O:463:LEU:C	2.38	0.42
3:P:65:LEU:HB3	3:P:110:LEU:CD2	2.49	0.42
3:P:157:SER:HB2	3:P:199:LEU:HD12	2.00	0.42

Continued on next page...

Continued from previous page...

Atom-1	Atom-2	Interatomic distance (Å)	Clash overlap (Å)
3:P:261:VAL:C	3:P:265:PRO:HD3	2.36	0.42
1:Q:100:PHE:CG	1:Q:103:THR:HB	2.55	0.42
1:Q:117:SER:HB2	1:Q:119:HIS:NE2	2.34	0.42
1:Q:437:ARG:HA	1:Q:437:ARG:HD2	1.67	0.42
2:R:7:LEU:HD13	2:R:73:GLU:CG	2.50	0.42
2:R:39:LEU:N	2:R:39:LEU:CD1	2.82	0.42
2:R:191:GLU:HG3	2:R:222:ARG:HB3	2.00	0.42
2:R:223:ARG:O	2:R:224:LYS:CG	2.66	0.42
2:R:249:LEU:HB3	2:R:256:LYS:NZ	2.35	0.42
3:S:36:GLN:H	3:S:54:VAL:HG12	1.84	0.42
3:S:145:LYS:C	3:S:146:LEU:CD1	2.66	0.42
3:S:155:LYS:HD3	3:S:155:LYS:HA	1.83	0.42
3:S:236:PRO:CB	3:S:299:HIS:HE2	2.21	0.42
3:S:254:THR:O	3:S:258:LEU:CD1	2.68	0.42
3:S:436:GLU:O	3:S:437:GLY:OXT	2.38	0.42
4:T:26:HIS:O	4:T:26:HIS:ND1	2.53	0.42
3:U:2:GLU:C	3:U:4:GLU:N	2.73	0.42
3:U:51:GLU:HG3	3:U:125:LYS:HD2	2.02	0.42
3:U:303:PRO:CB	3:U:400:LYS:HD3	2.31	0.42
1:V:16:ASN:HA	1:V:17:PRO:HD2	1.73	0.42
1:V:75:ILE:HG22	2:W:27:ASN:CB	2.50	0.42
1:V:86:TRP:HD1	1:V:151:TYR:CE2	2.37	0.42
1:V:117:SER:HB2	1:V:119:HIS:NE2	2.34	0.42
1:V:131:LYS:HE2	1:V:132:VAL:HG23	2.02	0.42
1:V:439:PHE:CD1	1:V:439:PHE:C	2.93	0.42
2:W:105:ALA:HB2	2:W:123:PRO:O	2.19	0.42
2:W:278:LEU:HD11	2:W:292:LEU:CD2	2.49	0.42
3:X:92:LEU:CB	3:X:96:ALA:N	2.76	0.42
3:X:290:ILE:CG1	3:X:291:VAL:N	2.83	0.42
3:X:414:PHE:HE1	3:X:418:CYS:HG	1.63	0.42
4:Y:26:HIS:O	4:Y:26:HIS:ND1	2.53	0.42
4:Y:209:ILE:CG1	4:Y:211:PHE:CE1	3.03	0.42
4:Y:212:LEU:N	4:Y:212:LEU:CD1	2.83	0.42
3:Z:2:GLU:C	3:Z:4:GLU:N	2.73	0.42
3:Z:36:GLN:OE1	3:Z:36:GLN:O	2.38	0.42
3:Z:417:ILE:O	3:Z:421:GLY:N	2.51	0.42
1:0:38:THR:CG2	1:0:55:PHE:HE1	2.32	0.42
1:0:53:SER:O	1:0:54:VAL:HG13	2.19	0.42
1:0:107:ASN:HD22	2:1:152:ASN:CG	2.22	0.42
2:1:1:VAL:HA	2:1:4:GLU:HG2	2.02	0.42
2:1:15:ASN:C	2:1:15:ASN:HD22	2.22	0.42

Continued on next page...

Continued from previous page...

Atom-1	Atom-2	Interatomic distance (Å)	Clash overlap (Å)
2:1:84:PRO:CG	2:1:85:GLU:OE1	2.68	0.42
2:1:223:ARG:O	2:1:224:LYS:CG	2.66	0.42
3:2:36:GLN:NE2	3:2:38:ILE:HG13	2.33	0.42
3:2:401:TYR:O	3:2:401:TYR:HD1	2.00	0.42
4:3:9:LYS:HG3	4:3:10:LEU:N	2.34	0.42
4:3:30:VAL:HG22	4:3:59:TRP:HB3	2.01	0.42
4:3:129:ILE:N	4:3:139:GLN:OE1	2.50	0.42
3:A:2:GLU:C	3:A:4:GLU:N	2.73	0.42
3:A:39:GLN:C	3:A:40:LEU:HD23	2.39	0.42
3:A:46:VAL:HG21	3:A:270:ALA:C	2.41	0.42
3:A:100:PHE:CB	3:A:103:VAL:HG21	2.50	0.42
3:A:129:GLU:CD	3:A:140:GLN:CG	2.88	0.42
3:A:137:PHE:CD1	3:A:210:ILE:CD1	3.01	0.42
3:A:146:LEU:N	3:A:146:LEU:CD1	2.80	0.42
3:A:432:GLU:O	3:A:436:GLU:CG	2.63	0.42
1:B:15:TYR:CD1	1:B:15:TYR:C	2.93	0.42
1:B:68:ASP:O	1:B:72:TYR:CB	2.62	0.42
1:B:107:ASN:HD22	2:C:152:ASN:CG	2.22	0.42
1:B:117:SER:HB2	1:B:119:HIS:NE2	2.34	0.42
1:B:220:TYR:C	1:B:222:VAL:N	2.72	0.42
1:B:431:VAL:HG21	1:B:433:MET:HG2	2.02	0.42
1:B:460:HIS:O	1:B:464:PRO:HD2	2.20	0.42
2:C:43:ILE:H	2:C:43:ILE:CD1	2.25	0.42
2:C:111:LEU:HB3	2:C:119:THR:HG1	1.79	0.42
2:C:266:ALA:HB2	3:D:251:LEU:HD13	1.99	0.42
3:D:26:THR:CG2	3:D:27:HIS:H	2.19	0.42
3:D:134:HIS:ND1	3:D:134:HIS:C	2.73	0.42
3:D:175:GLU:O	3:D:209:ARG:HG3	2.19	0.42
3:D:264:ILE:CG2	3:D:265:PRO:HD3	2.50	0.42
3:D:275:GLY:C	3:D:277:TYR:N	2.73	0.42
4:E:142:SER:OG	4:E:209:ILE:CD1	2.57	0.42
4:E:202:ASP:C	4:E:203:ILE:HG13	2.40	0.42
4:E:209:ILE:CG1	4:E:211:PHE:CE1	3.03	0.42
4:E:215:GLN:HG3	4:E:216:ARG:N	2.34	0.42
4:E:250:LYS:HA	4:E:253:LEU:CB	2.31	0.42
3:F:36:GLN:OE1	3:F:36:GLN:O	2.38	0.42
3:F:279:LEU:CA	3:F:282:MET:HB2	2.37	0.42
3:F:301:ARG:HG2	3:F:301:ARG:NH1	2.32	0.42
3:F:397:GLU:HA	3:F:400:LYS:CG	2.49	0.42
1:G:286:PHE:CE1	1:G:287:ILE:HG23	2.54	0.42
2:H:8:ILE:CD1	2:H:69:TRP:CZ3	3.02	0.42

Continued on next page...

Continued from previous page...

Atom-1	Atom-2	Interatomic distance (Å)	Clash overlap (Å)
2:H:83:ARG:NH1	2:H:109:ASN:HB2	2.35	0.42
2:H:154:ASN:HA	2:H:212:TYR:H	1.85	0.42
3:I:92:LEU:CD1	3:I:146:LEU:HD21	2.50	0.42
3:I:93:TYR:N	3:I:93:TYR:CD1	2.86	0.42
3:I:130:ILE:O	3:I:134:HIS:CB	2.66	0.42
3:I:134:HIS:ND1	3:I:134:HIS:C	2.73	0.42
3:I:214:PHE:HE1	3:I:267:THR:HG21	1.81	0.42
3:I:303:PRO:CD	3:I:400:LYS:HD2	2.50	0.42
3:I:426:PHE:HE1	3:I:430:LEU:CD1	2.33	0.42
4:J:44:GLU:HB3	4:J:280:PRO:CB	2.44	0.42
4:J:71:TYR:CD1	4:J:111:ASN:CG	2.91	0.42
4:J:135:PRO:HB2	4:J:136:PHE:H	1.69	0.42
4:J:152:ALA:CB	4:J:204:ASP:O	2.51	0.42
4:J:265:LEU:CA	4:J:268:ILE:HG23	2.50	0.42
3:K:35:LEU:HD21	3:K:37:LEU:CG	2.49	0.42
3:K:56:LEU:CD2	3:K:56:LEU:C	2.88	0.42
3:K:94:ASN:O	3:K:127:TYR:CD2	2.72	0.42
3:K:422:THR:HA	3:K:425:VAL:HG12	2.02	0.42
1:L:16:ASN:HB3	1:L:19:VAL:HB	2.02	0.42
2:M:48:THR:OG1	2:M:286:PRO:N	2.53	0.42
2:M:69:TRP:HB2	2:M:74:TYR:CA	2.50	0.42
2:M:105:ALA:HB2	2:M:123:PRO:O	2.19	0.42
3:N:35:LEU:HD12	3:N:54:VAL:CB	2.50	0.42
3:N:37:LEU:N	3:N:164:ARG:NH2	2.56	0.42
3:N:48:GLN:HG3	3:N:48:GLN:O	2.20	0.42
3:N:413:VAL:O	3:N:417:ILE:N	2.45	0.42
4:O:30:VAL:CG2	4:O:85:TRP:CZ3	3.03	0.42
4:O:90:VAL:CG1	4:O:91:LEU:N	2.81	0.42
4:O:162:GLU:HB3	4:O:190:ALA:O	2.18	0.42
3:P:45:GLU:OE2	3:P:135:PHE:N	2.53	0.42
3:P:415:MET:HA	3:P:415:MET:CE	2.49	0.42
1:Q:131:LYS:HE2	1:Q:132:VAL:HG23	2.02	0.42
1:Q:138:ASP:O	1:Q:139:TRP:O	2.38	0.42
1:Q:248:LYS:HB2	1:Q:248:LYS:HE2	1.79	0.42
1:Q:459:SER:O	1:Q:463:PRO:CB	2.68	0.42
1:Q:460:HIS:O	1:Q:464:PRO:HD2	2.20	0.42
2:R:30:VAL:HG23	2:R:156:ASN:HA	2.02	0.42
2:R:262:CYS:C	3:S:251:LEU:HD11	2.39	0.42
2:R:426:THR:HA	2:R:429:ILE:HG21	2.01	0.42
2:R:480:ARG:N	2:R:481:PRO:CD	2.83	0.42
3:S:3:HIS:HB3	3:S:7:LEU:CG	2.50	0.42

Continued on next page...

Continued from previous page...

Atom-1	Atom-2	Interatomic distance (Å)	Clash overlap (Å)
3:S:92:LEU:CD1	3:S:146:LEU:HD21	2.50	0.42
3:S:247:ILE:HD13	3:S:247:ILE:HA	1.87	0.42
4:T:109:VAL:HG22	4:T:115:MET:HE3	2.00	0.42
3:U:432:GLU:HG3	3:U:436:GLU:CG	2.50	0.42
2:W:83:ARG:NH1	2:W:109:ASN:HB2	2.35	0.42
2:W:98:ASN:C	2:W:100:GLY:N	2.73	0.42
2:W:249:LEU:HB3	2:W:256:LYS:NZ	2.35	0.42
2:W:295:ILE:HG22	2:W:296:MET:HE3	2.01	0.42
3:X:32:THR:N	3:X:59:GLN:O	2.53	0.42
3:X:93:TYR:N	3:X:93:TYR:CD1	2.86	0.42
3:X:242:LYS:CA	3:X:243:MET:HE2	2.50	0.42
3:X:254:THR:O	3:X:258:LEU:CD1	2.68	0.42
3:X:292:THR:OG1	3:X:296:ILE:CD1	2.68	0.42
3:X:301:ARG:HH21	3:X:405:VAL:HB	1.84	0.42
4:Y:423:ALA:C	4:Y:425:SER:N	2.72	0.42
3:Z:68:ASN:ND2	3:Z:69:PRO:HD2	2.35	0.42
3:Z:133:THR:C	3:Z:136:PRO:CG	2.88	0.42
3:Z:179:LYS:CE	3:Z:208:GLN:OE1	2.67	0.42
1:0:41:LEU:HD22	1:0:41:LEU:HA	1.66	0.42
1:0:216:LYS:O	1:0:216:LYS:CD	2.50	0.42
1:0:246:GLY:O	1:0:248:LYS:N	2.53	0.42
1:0:431:VAL:HG21	1:0:433:MET:HG2	2.02	0.42
2:1:60:HIS:CE1	2:1:160:MET:CE	3.01	0.42
2:1:69:TRP:HB2	2:1:74:TYR:CA	2.50	0.42
2:1:84:PRO:HG2	2:1:85:GLU:N	2.35	0.42
2:1:105:ALA:HB2	2:1:123:PRO:O	2.19	0.42
2:1:296:MET:HE2	2:1:299:VAL:HG21	2.01	0.42
3:2:287:SER:HA	3:2:290:ILE:HD11	1.93	0.42
4:3:30:VAL:CG2	4:3:85:TRP:CZ3	3.03	0.42
4:3:91:LEU:HA	4:3:145:PHE:CB	2.50	0.42
4:3:212:LEU:N	4:3:212:LEU:CD1	2.82	0.42
3:A:45:GLU:OE2	3:A:135:PHE:N	2.53	0.42
3:A:51:GLU:HG3	3:A:125:LYS:HD2	2.02	0.42
3:A:179:LYS:CE	3:A:208:GLN:OE1	2.67	0.42
3:A:223:LEU:HA	3:A:226:SER:HB2	2.00	0.42
1:B:298:SER:HA	1:B:301:VAL:HG22	2.02	0.42
1:B:301:VAL:HG23	1:B:302:LEU:N	2.35	0.42
2:C:3:GLU:CD	2:C:7:LEU:HB2	2.40	0.42
2:C:7:LEU:HD13	2:C:73:GLU:CG	2.50	0.42
2:C:43:ILE:N	2:C:43:ILE:CD1	2.80	0.42
2:C:91:ASP:OD2	2:C:153:TYR:CD1	2.73	0.42

Continued on next page...

Continued from previous page...

Atom-1	Atom-2	Interatomic distance (Å)	Clash overlap (Å)
3:D:76:LYS:HB3	3:D:77:LYS:H	1.54	0.42
3:D:78:ILE:HD12	3:D:78:ILE:C	2.35	0.42
3:D:109:LEU:HB2	3:D:117:MET:H	1.85	0.42
4:E:39:LEU:CD2	4:E:183:TRP:HZ2	2.16	0.42
4:E:173:ASP:CG	4:E:185:ILE:CD1	2.86	0.42
4:E:435:GLU:OE1	4:E:439:TRP:CH2	2.73	0.42
3:F:68:ASN:ND2	3:F:69:PRO:HD2	2.35	0.42
3:F:105:MET:SD	3:F:105:MET:N	2.93	0.42
1:G:298:SER:HA	1:G:301:VAL:HG21	2.01	0.42
2:H:7:LEU:HD13	2:H:73:GLU:CG	2.50	0.42
2:H:38:THR:HG1	2:H:178:ILE:HD13	1.82	0.42
3:I:227:PHE:O	3:I:227:PHE:CD1	2.73	0.42
3:I:250:LEU:HD21	3:I:292:THR:OG1	2.19	0.42
4:J:261:GLN:NE2	4:J:265:LEU:HD21	2.34	0.42
4:J:261:GLN:NE2	4:J:296:ILE:CD1	2.71	0.42
4:J:417:GLU:O	4:J:421:PHE:CD2	2.73	0.42
4:J:436:ASN:O	4:J:439:TRP:CD1	2.73	0.42
3:K:105:MET:SD	3:K:105:MET:N	2.93	0.42
1:L:28:LYS:HG2	1:L:155:GLU:HA	2.01	0.42
3:N:3:HIS:HB3	3:N:7:LEU:CG	2.50	0.42
3:N:75:ILE:HG13	3:N:78:ILE:HG23	2.02	0.42
3:N:92:LEU:CD1	3:N:146:LEU:HD21	2.50	0.42
3:N:189:TYR:HA	3:N:197:PRO:HG2	2.01	0.42
3:N:240:GLY:O	3:N:242:LYS:N	2.53	0.42
3:N:263:LEU:HD11	4:O:266:PHE:HZ	1.74	0.42
3:N:263:LEU:CD1	4:O:266:PHE:CZ	2.90	0.42
3:N:301:ARG:HH21	3:N:405:VAL:HB	1.84	0.42
3:N:419:ILE:CD1	3:N:420:ILE:CG2	2.92	0.42
4:O:26:HIS:O	4:O:26:HIS:ND1	2.53	0.42
4:O:30:VAL:HG22	4:O:59:TRP:HB3	2.01	0.42
4:O:157:LEU:HD13	4:O:208:ILE:HD11	2.01	0.42
4:O:417:GLU:O	4:O:421:PHE:CD2	2.73	0.42
4:O:436:ASN:O	4:O:439:TRP:CD1	2.73	0.42
4:O:441:LEU:C	4:O:441:LEU:CD1	2.88	0.42
3:P:105:MET:SD	3:P:105:MET:N	2.93	0.42
3:P:278:MET:HE1	3:P:282:MET:CE	2.50	0.42
3:P:306:HIS:CD2	3:P:306:HIS:C	2.93	0.42
3:P:432:GLU:HG3	3:P:436:GLU:HG3	2.00	0.42
1:Q:58:LEU:HD21	1:Q:118:TRP:CE3	2.55	0.42
1:Q:152:ASP:HA	1:Q:203:SER:HB2	2.01	0.42
1:Q:192:PRO:CD	1:Q:210:TYR:O	2.68	0.42

Continued on next page...

Continued from previous page...

Atom-1	Atom-2	Interatomic distance (Å)	Clash overlap (Å)
1:Q:223:TYR:O	1:Q:226:VAL:CG2	2.56	0.42
1:Q:246:GLY:O	1:Q:248:LYS:N	2.53	0.42
1:Q:439:PHE:CD1	1:Q:439:PHE:C	2.93	0.42
1:Q:449:ILE:HA	1:Q:452:PHE:HD2	1.83	0.42
3:S:40:LEU:CD1	3:S:50:VAL:HG13	2.50	0.42
3:S:209:ARG:C	3:S:210:ILE:HG13	2.38	0.42
3:S:303:PRO:HB2	3:S:400:LYS:CE	2.50	0.42
3:U:36:GLN:OE1	3:U:36:GLN:O	2.38	0.42
3:U:45:GLU:HG2	3:U:272:PRO:HG2	2.02	0.42
3:U:187:TRP:HE1	3:U:196:THR:CG2	2.28	0.42
3:U:262:GLU:CG	4:Y:271:LYS:HZ1	2.33	0.42
3:U:379:VAL:HA	3:U:382:ILE:CG1	2.49	0.42
1:V:138:ASP:O	1:V:139:TRP:O	2.38	0.42
1:V:159:GLN:O	1:V:159:GLN:HG3	2.19	0.42
1:V:284:LEU:CA	1:V:287:ILE:HG13	2.47	0.42
2:W:81:ARG:HH12	2:W:111:LEU:HB2	1.83	0.42
2:W:154:ASN:HA	2:W:212:TYR:H	1.85	0.42
2:W:216:THR:O	2:W:217:PHE:CD1	2.59	0.42
3:X:37:LEU:HA	3:X:54:VAL:HG13	2.02	0.42
3:X:264:ILE:CG2	3:X:265:PRO:HD3	2.50	0.42
4:Y:242:LEU:HG	4:Y:243:PRO:HD3	2.01	0.42
3:Z:51:GLU:HG3	3:Z:125:LYS:HD2	2.02	0.42
3:Z:148:ILE:CG2	3:Z:198:TYR:CB	2.88	0.42
3:Z:298:THR:CA	3:Z:301:ARG:HB3	2.36	0.42
1:0:32:ARG:CG	1:0:59:ALA:O	2.66	0.41
1:0:118:TRP:CA	1:0:119:HIS:HD2	2.33	0.41
1:0:225:ILE:HG23	1:0:229:ILE:HD12	2.02	0.41
1:0:301:VAL:HG23	1:0:302:LEU:N	2.35	0.41
1:0:466:ASN:N	1:0:467:PRO:CD	2.83	0.41
2:1:29:GLU:O	2:1:30:VAL:CB	2.68	0.41
3:2:31:ILE:CG2	3:2:158:ILE:HG23	2.37	0.41
3:2:37:LEU:N	3:2:164:ARG:NH2	2.56	0.41
3:2:290:ILE:CG1	3:2:291:VAL:N	2.83	0.41
4:3:6:LEU:HD12	4:3:69:SER:HG	1.81	0.41
4:3:109:VAL:HG13	4:3:115:MET:HE1	2.02	0.41
4:3:158:GLN:O	4:3:159:LEU:HD23	2.19	0.41
3:A:133:THR:C	3:A:136:PRO:CG	2.88	0.41
3:A:432:GLU:HG3	3:A:436:GLU:HG3	2.01	0.41
1:B:92:LEU:HG	1:B:96:ASN:HD22	1.85	0.41
1:B:152:ASP:HA	1:B:203:SER:HB2	2.01	0.41
1:B:152:ASP:O	1:B:154:SER:N	2.53	0.41

Continued on next page...

Continued from previous page...

Atom-1	Atom-2	Interatomic distance (Å)	Clash overlap (Å)
1:B:192:PRO:CG	1:B:210:TYR:HB2	2.49	0.41
1:B:220:TYR:N	1:B:220:TYR:HD1	2.17	0.41
1:B:256:LEU:O	1:B:257:LEU:C	2.56	0.41
2:C:30:VAL:CG1	2:C:159:SER:N	2.79	0.41
2:C:462:THR:N	2:C:463:PRO:HD2	2.34	0.41
2:C:465:MET:O	2:C:465:MET:HG2	2.18	0.41
3:D:181:TYR:CE1	3:D:203:TYR:HB3	2.49	0.41
3:D:384:GLU:OE1	3:D:384:GLU:HA	2.19	0.41
4:E:225:ILE:HD13	4:E:225:ILE:HA	1.80	0.41
4:E:238:LEU:O	4:E:242:LEU:HD23	2.17	0.41
4:E:262:THR:HG22	4:E:262:THR:O	2.20	0.41
4:E:283:GLY:O	4:E:287:ILE:CG2	2.59	0.41
1:G:135:PHE:HB2	1:G:279:ILE:CB	2.48	0.41
1:G:256:LEU:O	1:G:257:LEU:C	2.56	0.41
1:G:298:SER:HA	1:G:301:VAL:HG22	2.02	0.41
1:G:466:ASN:N	1:G:467:PRO:HD2	2.34	0.41
2:H:3:GLU:CD	2:H:7:LEU:HB2	2.40	0.41
2:H:277:ARG:NH2	3:I:262:GLU:OE2	2.53	0.41
3:I:38:ILE:C	3:I:169:THR:CG2	2.84	0.41
3:I:252:SER:OG	3:I:253:LEU:N	2.48	0.41
3:I:384:GLU:OE1	3:I:384:GLU:HA	2.19	0.41
4:J:138:TRP:CZ2	4:J:215:GLN:NE2	2.88	0.41
3:K:46:VAL:HG21	3:K:270:ALA:C	2.41	0.41
3:K:164:ARG:NH1	3:K:181:TYR:OH	2.53	0.41
3:K:242:LYS:NZ	1:L:312:HIS:ND1	2.68	0.41
1:L:9:SER:HA	1:L:12:PHE:HD1	1.71	0.41
1:L:82:SER:HB3	1:L:83:ASP:H	1.51	0.41
2:M:142:GLN:CG	2:M:143:ASN:N	2.53	0.41
3:N:29:VAL:HG11	3:N:60:TRP:NE1	2.27	0.41
3:N:129:GLU:OE1	3:N:129:GLU:HA	2.20	0.41
3:N:264:ILE:CG2	3:N:265:PRO:HD3	2.50	0.41
3:N:292:THR:OG1	3:N:296:ILE:CD1	2.68	0.41
4:O:1:ASN:O	4:O:1:ASN:CG	2.58	0.41
4:O:55:ILE:HG23	4:O:119:PRO:CD	2.49	0.41
4:O:72:GLU:O	4:O:73:GLY:C	2.57	0.41
4:O:138:TRP:CZ2	4:O:215:GLN:NE2	2.88	0.41
4:O:212:LEU:N	4:O:212:LEU:CD1	2.83	0.41
4:O:265:LEU:CA	4:O:268:ILE:HG23	2.50	0.41
4:O:313:THR:HB	4:O:441:LEU:HB3	2.02	0.41
3:P:76:LYS:CG	3:P:112:TYR:CE2	3.01	0.41
3:P:137:PHE:CD1	3:P:210:ILE:CD1	3.01	0.41

Continued on next page...

Continued from previous page...

Atom-1	Atom-2	Interatomic distance (Å)	Clash overlap (Å)
1:Q:53:SER:O	1:Q:54:VAL:HG13	2.19	0.41
1:Q:152:ASP:CG	1:Q:203:SER:HB3	2.39	0.41
1:Q:153:THR:HB	1:Q:204:TYR:CB	2.13	0.41
1:Q:234:LEU:O	1:Q:238:VAL:N	2.49	0.41
1:Q:298:SER:HA	1:Q:301:VAL:HG22	2.02	0.41
1:Q:409:LYS:HE2	2:R:423:ILE:CG2	2.50	0.41
1:Q:466:ASN:N	1:Q:467:PRO:CD	2.83	0.41
2:R:13:ILE:CB	2:R:86:LEU:HD22	2.45	0.41
2:R:41:ASN:HD22	2:R:41:ASN:HA	1.62	0.41
2:R:56:VAL:CG1	2:R:126:PHE:CE2	2.95	0.41
2:R:69:TRP:HB2	2:R:74:TYR:CA	2.50	0.41
2:R:105:ALA:HB2	2:R:123:PRO:O	2.19	0.41
2:R:191:GLU:HG2	2:R:222:ARG:C	2.40	0.41
2:R:253:SER:OG	3:S:306:HIS:CB	2.64	0.41
3:S:92:LEU:CB	3:S:96:ALA:N	2.76	0.41
3:S:130:ILE:O	3:S:134:HIS:CB	2.66	0.41
3:S:264:ILE:CG2	3:S:265:PRO:HD3	2.50	0.41
3:S:290:ILE:CG1	3:S:291:VAL:N	2.83	0.41
3:S:292:THR:OG1	3:S:296:ILE:CD1	2.68	0.41
4:T:108:LEU:CB	4:T:116:TYR:O	2.67	0.41
4:T:116:TYR:HD1	4:T:116:TYR:C	2.22	0.41
4:T:287:ILE:O	4:T:291:PHE:HD2	2.02	0.41
3:U:39:GLN:C	3:U:40:LEU:HD23	2.39	0.41
3:U:105:MET:SD	3:U:105:MET:N	2.93	0.41
3:U:131:ILE:HG13	3:U:133:THR:H	1.85	0.41
3:U:187:TRP:HD1	3:U:199:LEU:CD2	2.33	0.41
3:U:245:LEU:HA	3:U:245:LEU:HD12	1.76	0.41
1:V:15:TYR:CD1	1:V:15:TYR:C	2.93	0.41
1:V:152:ASP:O	1:V:154:SER:N	2.53	0.41
1:V:301:VAL:HG23	1:V:302:LEU:N	2.35	0.41
1:V:417:SER:HB2	1:V:421:PHE:CZ	2.55	0.41
1:V:466:ASN:N	1:V:467:PRO:HD2	2.34	0.41
3:X:15:TYR:OH	3:X:84:ASP:HB3	2.20	0.41
3:X:144:MET:HE1	3:X:205:PHE:CZ	2.54	0.41
3:X:244:THR:O	3:X:247:ILE:HB	2.19	0.41
3:X:264:ILE:HB	3:X:265:PRO:HD2	1.99	0.41
3:X:275:GLY:C	3:X:277:TYR:N	2.73	0.41
3:X:436:GLU:O	3:X:437:GLY:OXT	2.38	0.41
4:Y:159:LEU:CD2	4:Y:208:ILE:HG23	2.50	0.41
4:Y:212:LEU:O	4:Y:214:ILE:HG23	2.19	0.41
3:Z:85:VAL:CG1	3:Z:86:TRP:N	2.83	0.41

Continued on next page...

Continued from previous page...

Atom-1	Atom-2	Interatomic distance (Å)	Clash overlap (Å)
3:Z:170:PHE:CE1	3:Z:176:TRP:CD1	3.08	0.41
3:Z:297:ASN:O	3:Z:300:HIS:HB2	2.19	0.41
3:Z:432:GLU:HG3	3:Z:436:GLU:CG	2.50	0.41
1:0:19:VAL:HG13	1:0:20:ARG:N	2.34	0.41
1:0:92:LEU:HG	1:0:96:ASN:HD22	1.84	0.41
1:0:138:ASP:OD1	1:0:138:ASP:N	2.53	0.41
1:0:227:PRO:HA	1:0:231:ILE:HG12	2.01	0.41
1:0:312:HIS:CE1	3:Z:242:LYS:HD3	2.53	0.41
2:1:17:TYR:OH	2:1:19:LYS:HA	2.19	0.41
2:1:148:PHE:CB	2:1:215:VAL:HG23	2.37	0.41
2:1:462:THR:N	2:1:463:PRO:HD2	2.34	0.41
3:2:174:GLY:C	3:2:176:TRP:H	2.23	0.41
3:2:264:ILE:CG2	3:2:265:PRO:HD3	2.50	0.41
3:2:264:ILE:O	3:2:267:THR:HG23	2.19	0.41
4:3:123:TYR:HD1	4:3:123:TYR:H	1.68	0.41
4:3:138:TRP:CZ2	4:3:215:GLN:NE2	2.88	0.41
4:3:157:LEU:HD13	4:3:208:ILE:HD11	2.01	0.41
4:3:184:THR:HG23	4:3:215:GLN:CB	2.50	0.41
4:3:435:GLU:OE1	4:3:439:TRP:CH2	2.73	0.41
3:A:43:VAL:CG2	3:A:50:VAL:CG2	2.88	0.41
1:B:10:VAL:HA	1:B:13:GLU:HB2	2.01	0.41
1:B:89:ASP:OD1	1:B:89:ASP:N	2.52	0.41
1:B:106:VAL:HG12	1:B:107:ASN:O	2.21	0.41
1:B:277:VAL:N	1:B:278:PRO:CD	2.84	0.41
2:C:24:VAL:HG13	2:C:31:VAL:N	2.36	0.41
2:C:87:ILE:HG23	2:C:118:VAL:HG11	2.02	0.41
2:C:249:LEU:HB3	2:C:256:LYS:NZ	2.35	0.41
2:C:479:ASN:C	2:C:482:PRO:HD2	2.39	0.41
3:D:3:HIS:HB3	3:D:7:LEU:CG	2.50	0.41
3:D:33:VAL:CG1	3:D:158:ILE:HG21	2.50	0.41
3:D:37:LEU:N	3:D:164:ARG:NH2	2.56	0.41
3:D:274:ILE:HB	3:D:276:LYS:HD3	2.01	0.41
3:D:436:GLU:O	3:D:437:GLY:OXT	2.38	0.41
4:E:30:VAL:HG22	4:E:59:TRP:HB3	2.01	0.41
4:E:453:ILE:CG1	4:E:454:ALA:N	2.83	0.41
1:G:16:ASN:HA	1:G:17:PRO:HD2	1.73	0.41
1:G:238:VAL:CA	1:G:248:LYS:HZ1	2.33	0.41
1:G:439:PHE:CD1	1:G:439:PHE:C	2.93	0.41
2:H:29:GLU:O	2:H:30:VAL:CB	2.68	0.41
2:H:30:VAL:HG21	2:H:158:ILE:O	2.20	0.41
2:H:35:LEU:CD2	2:H:215:VAL:HG21	2.44	0.41

Continued on next page...

Continued from previous page...

Atom-1	Atom-2	Interatomic distance (Å)	Clash overlap (Å)
2:H:292:LEU:HD23	2:H:292:LEU:HA	1.85	0.41
3:I:106:THR:HG23	3:I:107:LYS:CE	2.51	0.41
4:J:109:VAL:HG22	4:J:115:MET:HE3	2.02	0.41
4:J:116:TYR:HD1	4:J:116:TYR:C	2.22	0.41
4:J:313:THR:HB	4:J:441:LEU:HB3	2.02	0.41
1:L:53:SER:O	1:L:54:VAL:HG13	2.19	0.41
1:L:152:ASP:O	1:L:154:SER:N	2.53	0.41
1:L:186:TRP:CA	1:L:215:ARG:HA	2.51	0.41
1:L:440:LEU:C	1:L:443:PHE:H	2.22	0.41
2:M:1:VAL:HA	2:M:4:GLU:HG2	2.01	0.41
2:M:7:LEU:HD13	2:M:73:GLU:CG	2.50	0.41
2:M:30:VAL:CG2	2:M:157:GLU:N	2.83	0.41
2:M:81:ARG:HH12	2:M:111:LEU:HB2	1.83	0.41
2:M:83:ARG:NH1	2:M:109:ASN:HB2	2.35	0.41
2:M:91:ASP:OD2	2:M:153:TYR:CD1	2.73	0.41
2:M:230:ILE:CG1	2:M:231:ASN:ND2	2.67	0.41
2:M:452:THR:HG23	2:M:453:ILE:N	2.35	0.41
3:N:36:GLN:HE21	3:N:38:ILE:CG1	2.32	0.41
3:N:228:LEU:O	3:N:232:VAL:N	2.47	0.41
3:P:36:GLN:OE1	3:P:36:GLN:O	2.38	0.41
3:P:93:TYR:CD2	3:P:145:LYS:HD3	2.55	0.41
3:P:131:ILE:HG13	3:P:133:THR:H	1.85	0.41
3:P:233:PHE:CB	3:P:410:LEU:HD22	2.50	0.41
1:Q:16:ASN:HB3	1:Q:19:VAL:HB	2.02	0.41
1:Q:19:VAL:HG13	1:Q:20:ARG:N	2.35	0.41
1:Q:67:TRP:C	1:Q:72:TYR:CB	2.89	0.41
3:S:240:GLY:O	3:S:242:LYS:N	2.53	0.41
3:S:419:ILE:CD1	3:S:420:ILE:CG2	2.92	0.41
4:T:157:LEU:HD13	4:T:208:ILE:HD11	2.01	0.41
4:T:184:THR:HG23	4:T:215:GLN:CB	2.51	0.41
4:T:212:LEU:N	4:T:212:LEU:CD1	2.83	0.41
4:T:265:LEU:CA	4:T:268:ILE:HG23	2.50	0.41
4:T:453:ILE:CG1	4:T:454:ALA:N	2.83	0.41
3:U:102:ILE:HB	3:U:121:PRO:O	2.20	0.41
3:U:247:ILE:CG2	3:U:248:SER:H	2.31	0.41
1:V:192:PRO:CD	1:V:210:TYR:O	2.68	0.41
1:V:220:TYR:HD2	1:V:223:TYR:HH	1.66	0.41
1:V:459:SER:O	1:V:463:PRO:CB	2.68	0.41
2:W:33:ILE:HG21	2:W:160:MET:SD	2.60	0.41
2:W:191:GLU:HG2	2:W:222:ARG:C	2.40	0.41
2:W:279:PRO:HG2	2:W:280:GLU:H	1.85	0.41

Continued on next page...

Continued from previous page...

Atom-1	Atom-2	Interatomic distance (Å)	Clash overlap (Å)
3:X:67:TRP:HA	3:X:67:TRP:HE3	1.84	0.41
3:X:109:LEU:HB2	3:X:117:MET:H	1.85	0.41
3:X:240:GLY:O	3:X:242:LYS:N	2.53	0.41
3:X:250:LEU:HD21	3:X:292:THR:OG1	2.19	0.41
4:Y:453:ILE:CG1	4:Y:454:ALA:N	2.83	0.41
3:Z:46:VAL:HG21	3:Z:270:ALA:C	2.41	0.41
3:Z:398:GLU:HA	3:Z:401:TYR:CE1	2.55	0.41
1:0:23:GLN:HG2	1:0:23:GLN:O	2.19	0.41
1:0:130:ILE:CD1	1:0:134:TYR:HE2	2.33	0.41
2:1:30:VAL:CG2	2:1:157:GLU:N	2.83	0.41
2:1:48:THR:OG1	2:1:286:PRO:N	2.53	0.41
2:1:106:TYR:O	2:1:107:PHE:C	2.59	0.41
2:1:132:ILE:HG13	2:1:136:TYR:CE2	2.56	0.41
2:1:277:ARG:NH2	3:2:262:GLU:OE2	2.53	0.41
3:2:35:LEU:CD1	3:2:54:VAL:HG21	2.46	0.41
3:2:106:THR:HG23	3:2:107:LYS:CE	2.50	0.41
4:3:28:ILE:CD1	4:3:60:ASN:O	2.51	0.41
4:3:209:ILE:CG1	4:3:211:PHE:CE1	3.03	0.41
4:3:313:THR:HB	4:3:441:LEU:HB3	2.02	0.41
3:A:45:GLU:HB2	3:A:209:ARG:HH12	1.78	0.41
3:A:56:LEU:CD2	3:A:56:LEU:C	2.88	0.41
3:A:152:ASP:H	4:E:78:ARG:NH2	2.17	0.41
3:A:155:LYS:CE	4:E:76:LEU:HB3	2.49	0.41
1:B:58:LEU:HD21	1:B:118:TRP:CE3	2.55	0.41
1:B:131:LYS:HE2	1:B:132:VAL:HG23	2.02	0.41
1:B:159:GLN:O	1:B:159:GLN:HG3	2.19	0.41
1:B:459:SER:O	1:B:463:PRO:CG	2.68	0.41
2:C:191:GLU:HG2	2:C:222:ARG:C	2.40	0.41
2:C:266:ALA:HB3	3:D:251:LEU:CD2	2.47	0.41
2:C:278:LEU:HD11	2:C:292:LEU:CD2	2.49	0.41
2:C:471:PHE:O	2:C:475:MET:N	2.34	0.41
3:D:92:LEU:CD1	3:D:146:LEU:HD21	2.50	0.41
3:D:250:LEU:HD21	3:D:292:THR:OG1	2.19	0.41
4:E:1:ASN:O	4:E:1:ASN:CG	2.58	0.41
4:E:463:LEU:HD12	4:E:463:LEU:C	2.38	0.41
3:F:35:LEU:HD21	3:F:37:LEU:CG	2.49	0.41
3:F:85:VAL:HG12	3:F:86:TRP:N	2.34	0.41
3:F:145:LYS:NZ	3:F:202:THR:HG21	2.31	0.41
3:F:155:LYS:CE	4:J:76:LEU:HB3	2.49	0.41
3:F:235:LEU:O	3:F:239:SER:O	2.39	0.41
3:F:432:GLU:HG3	3:F:436:GLU:HG3	2.00	0.41

Continued on next page...

Continued from previous page...

Atom-1	Atom-2	Interatomic distance (Å)	Clash overlap (Å)
1:G:19:VAL:HG13	1:G:20:ARG:N	2.34	0.41
1:G:108:VAL:HG13	1:G:118:TRP:CB	2.45	0.41
1:G:118:TRP:CA	1:G:119:HIS:HD2	2.33	0.41
1:G:138:ASP:O	1:G:139:TRP:O	2.38	0.41
1:G:225:ILE:HG23	1:G:229:ILE:HD12	2.02	0.41
1:G:249:MET:HE2	1:G:250:SER:HB3	2.00	0.41
2:H:30:VAL:CG2	2:H:157:GLU:N	2.83	0.41
2:H:62:TRP:CH2	2:H:120:TRP:HB3	2.52	0.41
2:H:81:ARG:HH12	2:H:111:LEU:HB2	1.83	0.41
2:H:289:GLY:HA3	2:H:293:MET:HE1	2.01	0.41
3:I:15:TYR:OH	3:I:84:ASP:HB3	2.20	0.41
3:I:76:LYS:HB3	3:I:77:LYS:H	1.54	0.41
3:I:109:LEU:HB2	3:I:117:MET:H	1.85	0.41
3:I:187:TRP:HB2	3:I:199:LEU:HD21	1.93	0.41
3:I:212:LEU:O	3:I:216:VAL:HG22	2.17	0.41
4:J:26:HIS:O	4:J:26:HIS:ND1	2.53	0.41
4:J:129:ILE:N	4:J:139:GLN:OE1	2.50	0.41
4:J:145:PHE:O	4:J:208:ILE:CD1	2.68	0.41
4:J:159:LEU:CD2	4:J:208:ILE:HG23	2.50	0.41
4:J:214:ILE:HD12	4:J:215:GLN:N	2.34	0.41
4:J:255:ILE:HD13	4:J:255:ILE:HA	1.73	0.41
4:J:299:ASN:CA	4:J:302:ILE:HB	2.47	0.41
3:K:85:VAL:CG1	3:K:86:TRP:N	2.83	0.41
3:K:129:GLU:CD	3:K:140:GLN:CG	2.88	0.41
3:K:137:PHE:HE1	3:K:210:ILE:HD12	1.69	0.41
3:K:148:ILE:HD11	3:K:156:VAL:HG22	2.02	0.41
3:K:410:LEU:HD13	3:K:414:PHE:CD2	2.46	0.41
3:K:432:GLU:HG3	3:K:436:GLU:CG	2.50	0.41
1:L:58:LEU:HD21	1:L:118:TRP:CE3	2.55	0.41
1:L:160:HIS:NE2	1:L:207:VAL:CG1	2.56	0.41
1:L:301:VAL:HG23	1:L:302:LEU:N	2.35	0.41
1:L:438:LEU:CD2	1:L:441:TYR:CD2	3.02	0.41
1:L:459:SER:O	1:L:463:PRO:CB	2.68	0.41
2:M:191:GLU:HG2	2:M:222:ARG:C	2.40	0.41
2:M:191:GLU:HG3	2:M:222:ARG:HB3	2.01	0.41
2:M:204:ASP:N	2:M:207:PRO:HG2	2.32	0.41
3:N:139:GLN:NE2	3:N:179:LYS:HG3	2.35	0.41
3:N:402:VAL:C	3:N:404:MET:H	2.24	0.41
3:N:435:GLN:C	3:N:437:GLY:N	2.71	0.41
3:P:85:VAL:CG1	3:P:86:TRP:N	2.84	0.41
3:P:102:ILE:HB	3:P:121:PRO:O	2.20	0.41

Continued on next page...

Continued from previous page...

Atom-1	Atom-2	Interatomic distance (Å)	Clash overlap (Å)
3:P:148:ILE:HD11	3:P:156:VAL:HG22	2.02	0.41
1:Q:44:ASN:O	1:Q:130:ILE:HD11	2.19	0.41
1:Q:152:ASP:O	1:Q:154:SER:N	2.53	0.41
2:R:132:ILE:HG13	2:R:136:TYR:CE2	2.56	0.41
3:S:35:LEU:HD12	3:S:54:VAL:CB	2.50	0.41
4:T:159:LEU:CD2	4:T:208:ILE:HG23	2.50	0.41
4:T:236:VAL:HA	4:T:239:VAL:HG21	1.89	0.41
3:U:56:LEU:CD2	3:U:56:LEU:C	2.88	0.41
3:U:170:PHE:CE1	3:U:176:TRP:CD1	3.08	0.41
1:V:118:TRP:CA	1:V:119:HIS:HD2	2.33	0.41
1:V:246:GLY:O	1:V:248:LYS:N	2.53	0.41
1:V:409:LYS:O	1:V:413:GLU:N	2.40	0.41
2:W:3:GLU:CD	2:W:7:LEU:HB2	2.40	0.41
2:W:13:ILE:HB	2:W:14:VAL:H	1.71	0.41
2:W:15:ASN:C	2:W:15:ASN:HD22	2.22	0.41
2:W:30:VAL:HG21	2:W:158:ILE:O	2.20	0.41
2:W:48:THR:HA	2:W:286:PRO:HD3	1.99	0.41
2:W:48:THR:HA	2:W:286:PRO:CD	2.50	0.41
2:W:162:LEU:CB	2:W:199:LYS:HB3	2.36	0.41
2:W:180:ASP:CA	2:W:195:LYS:HG2	2.49	0.41
3:X:1:SER:H2	3:X:4:GLU:CB	2.30	0.41
3:X:40:LEU:CD1	3:X:50:VAL:HG13	2.50	0.41
3:X:181:TYR:CE1	3:X:203:TYR:HB3	2.49	0.41
4:Y:78:ARG:HH11	4:Y:108:LEU:HD13	1.85	0.41
4:Y:184:THR:HG23	4:Y:215:GLN:CB	2.51	0.41
4:Y:210:PHE:O	4:Y:212:LEU:CD1	2.68	0.41
4:Y:265:LEU:CA	4:Y:268:ILE:HG23	2.50	0.41
4:Y:270:GLN:O	4:Y:273:PRO:HG2	2.18	0.41
4:Y:284:LYS:C	4:Y:287:ILE:HG23	2.37	0.41
3:Z:35:LEU:HD21	3:Z:37:LEU:CG	2.49	0.41
3:Z:131:ILE:HG13	3:Z:133:THR:H	1.85	0.41
3:Z:164:ARG:NH1	3:Z:181:TYR:OH	2.53	0.41
3:Z:415:MET:HA	3:Z:415:MET:CE	2.50	0.41
1:0:37:LEU:CB	1:0:54:VAL:HG12	2.49	0.41
1:0:44:ASN:O	1:0:130:ILE:HD11	2.19	0.41
1:0:132:VAL:CA	1:0:279:ILE:HA	2.51	0.41
1:0:186:TRP:CA	1:0:215:ARG:HA	2.51	0.41
1:0:459:SER:O	1:0:463:PRO:CG	2.68	0.41
2:1:24:VAL:HG13	2:1:31:VAL:N	2.36	0.41
2:1:91:ASP:OD2	2:1:153:TYR:CD1	2.73	0.41
2:1:465:MET:O	2:1:465:MET:HG2	2.18	0.41

Continued on next page...

Continued from previous page...

Atom-1	Atom-2	Interatomic distance (Å)	Clash overlap (Å)
3:2:35:LEU:HD12	3:2:54:VAL:CB	2.50	0.41
3:2:303:PRO:HB2	3:2:400:LYS:CE	2.50	0.41
4:3:435:GLU:O	4:3:436:ASN:C	2.59	0.41
3:A:93:TYR:CD2	3:A:145:LYS:HD3	2.55	0.41
3:A:422:THR:HA	3:A:425:VAL:HG12	2.02	0.41
1:B:118:TRP:CA	1:B:119:HIS:HD2	2.33	0.41
1:B:138:ASP:CA	1:B:464:PRO:O	2.69	0.41
1:B:186:TRP:HB2	1:B:187:SER:H	1.66	0.41
1:B:241:LEU:HB3	1:B:248:LYS:CE	2.51	0.41
1:B:417:SER:HB2	1:B:421:PHE:CZ	2.55	0.41
1:B:466:ASN:N	1:B:467:PRO:CD	2.83	0.41
2:C:30:VAL:CG2	2:C:157:GLU:N	2.83	0.41
2:C:80:LEU:HG	2:C:81:ARG:N	2.36	0.41
2:C:480:ARG:N	2:C:481:PRO:CD	2.83	0.41
3:D:75:ILE:HG13	3:D:78:ILE:HG23	2.02	0.41
3:D:129:GLU:HA	3:D:129:GLU:OE1	2.20	0.41
3:D:254:THR:CG2	3:D:255:VAL:N	2.84	0.41
3:D:303:PRO:HB2	3:D:400:LYS:CE	2.50	0.41
4:E:27:VAL:CG1	4:E:154:GLU:CA	2.80	0.41
4:E:145:PHE:O	4:E:208:ILE:CD1	2.68	0.41
3:F:90:LEU:HD13	3:F:100:PHE:CE2	2.41	0.41
3:F:129:GLU:CD	3:F:140:GLN:CG	2.88	0.41
3:F:406:ILE:HG23	3:F:409:ILE:CD1	2.49	0.41
1:G:58:LEU:HD21	1:G:118:TRP:CE3	2.55	0.41
1:G:132:VAL:CA	1:G:279:ILE:HA	2.51	0.41
1:G:277:VAL:N	1:G:278:PRO:CD	2.84	0.41
1:G:297:LEU:HD23	1:G:297:LEU:C	2.41	0.41
2:H:106:TYR:C	2:H:106:TYR:CD1	2.94	0.41
2:H:159:SER:C	2:H:213:GLN:HG3	2.40	0.41
2:H:264:LEU:HD11	2:H:306:CYS:C	2.41	0.41
2:H:286:PRO:HG2	2:H:286:PRO:O	2.21	0.41
3:I:166:ASP:CG	3:I:205:PHE:CD2	2.94	0.41
3:I:242:LYS:CA	3:I:243:MET:HE2	2.50	0.41
3:I:264:ILE:O	3:I:267:THR:HG23	2.19	0.41
4:J:210:PHE:O	4:J:212:LEU:CD1	2.68	0.41
3:K:2:GLU:C	3:K:4:GLU:N	2.73	0.41
3:K:45:GLU:OE2	3:K:135:PHE:N	2.53	0.41
3:K:90:LEU:CD1	3:K:100:PHE:CE2	2.82	0.41
3:K:185:LYS:HB3	3:K:185:LYS:HE2	1.75	0.41
3:K:406:ILE:HA	3:K:409:ILE:CG1	2.50	0.41
1:L:10:VAL:HA	1:L:13:GLU:HB2	2.01	0.41

Continued on next page...

Continued from previous page...

Atom-1	Atom-2	Interatomic distance (Å)	Clash overlap (Å)
1:L:38:THR:CG2	1:L:55:PHE:HE1	2.32	0.41
1:L:67:TRP:C	1:L:72:TYR:CB	2.89	0.41
1:L:107:ASN:HB2	2:M:152:ASN:CG	2.38	0.41
1:L:192:PRO:CD	1:L:210:TYR:O	2.68	0.41
1:L:246:GLY:O	1:L:248:LYS:N	2.54	0.41
1:L:274:SER:O	1:L:278:PRO:CD	2.58	0.41
1:L:284:LEU:CA	1:L:287:ILE:HG13	2.47	0.41
2:M:11:LEU:O	2:M:12:LEU:C	2.59	0.41
2:M:24:VAL:HG13	2:M:31:VAL:N	2.36	0.41
2:M:30:VAL:CG1	2:M:159:SER:N	2.79	0.41
2:M:48:THR:HA	2:M:286:PRO:CD	2.50	0.41
2:M:106:TYR:O	2:M:107:PHE:C	2.59	0.41
2:M:465:MET:O	2:M:465:MET:HG2	2.19	0.41
3:N:275:GLY:C	3:N:277:TYR:N	2.73	0.41
4:O:145:PHE:O	4:O:208:ILE:CD1	2.68	0.41
4:O:210:PHE:O	4:O:212:LEU:CD1	2.68	0.41
4:O:225:ILE:HD13	4:O:225:ILE:HA	1.80	0.41
3:P:85:VAL:HG12	3:P:86:TRP:N	2.34	0.41
3:P:187:TRP:HD1	3:P:199:LEU:CD2	2.33	0.41
3:P:209:ARG:HG2	3:P:210:ILE:H	1.80	0.41
1:Q:92:LEU:HG	1:Q:96:ASN:HD22	1.85	0.41
1:Q:197:TRP:HB3	1:Q:204:TYR:CD1	2.56	0.41
1:Q:276:SER:C	1:Q:277:VAL:HG13	2.41	0.41
1:Q:277:VAL:N	1:Q:278:PRO:CD	2.83	0.41
1:Q:434:VAL:HG13	1:Q:438:LEU:HD12	2.01	0.41
2:R:8:ILE:CD1	2:R:69:TRP:CZ3	3.02	0.41
2:R:465:MET:O	2:R:469:THR:CB	2.67	0.41
3:S:109:LEU:HB2	3:S:117:MET:H	1.85	0.41
4:T:40:ILE:HD13	4:T:40:ILE:HG21	1.88	0.41
4:T:91:LEU:HA	4:T:145:PHE:CB	2.50	0.41
4:T:262:THR:HG22	4:T:262:THR:O	2.20	0.41
4:T:436:ASN:O	4:T:439:TRP:CD1	2.73	0.41
3:U:85:VAL:CG1	3:U:86:TRP:N	2.84	0.41
3:U:148:ILE:HD11	3:U:156:VAL:HG22	2.02	0.41
3:U:406:ILE:HA	3:U:409:ILE:CG1	2.50	0.41
1:V:37:LEU:CD2	1:V:179:ALA:O	2.68	0.41
1:V:67:TRP:C	1:V:72:TYR:CB	2.89	0.41
1:V:128:CYS:SG	1:V:144:MET:CG	3.07	0.41
1:V:132:VAL:CA	1:V:279:ILE:HA	2.51	0.41
1:V:460:HIS:O	1:V:464:PRO:HD2	2.20	0.41
2:W:7:LEU:HD13	2:W:73:GLU:CG	2.50	0.41

Continued on next page...

Continued from previous page...

Atom-1	Atom-2	Interatomic distance (Å)	Clash overlap (Å)
2:W:56:VAL:CG1	2:W:126:PHE:CE2	2.95	0.41
2:W:106:TYR:C	2:W:106:TYR:CD1	2.94	0.41
2:W:253:SER:OG	3:X:306:HIS:CB	2.64	0.41
3:X:29:VAL:HG11	3:X:60:TRP:NE1	2.27	0.41
3:X:416:LEU:O	3:X:419:ILE:HG13	2.19	0.41
4:Y:61:ASP:OD1	4:Y:63:ARG:HB2	2.19	0.41
3:Z:135:PHE:CB	3:Z:272:PRO:O	2.67	0.41
3:Z:226:SER:C	3:Z:230:VAL:HG23	2.40	0.41
1:0:68:ASP:O	1:0:72:TYR:CB	2.62	0.41
1:0:100:PHE:CG	1:0:103:THR:HB	2.55	0.41
1:0:152:ASP:CG	1:0:203:SER:HB3	2.39	0.41
1:0:220:TYR:N	1:0:220:TYR:HD1	2.17	0.41
1:0:226:VAL:C	1:0:230:LEU:HG	2.37	0.41
1:0:298:SER:HA	1:0:301:VAL:HG22	2.02	0.41
2:1:474:VAL:CA	2:1:477:ASN:OD1	2.65	0.41
3:2:75:ILE:HG13	3:2:78:ILE:HG23	2.03	0.41
3:2:134:HIS:ND1	3:2:134:HIS:C	2.73	0.41
3:2:233:PHE:CB	3:2:410:LEU:HB3	2.49	0.41
3:2:292:THR:OG1	3:2:296:ILE:CD1	2.68	0.41
4:3:1:ASN:O	4:3:1:ASN:CG	2.58	0.41
4:3:78:ARG:NH2	3:Z:152:ASP:H	2.17	0.41
4:3:86:LEU:CD1	4:3:103:TYR:CE1	3.01	0.41
4:3:94:ASN:CA	4:3:126:THR:H	2.34	0.41
4:3:145:PHE:O	4:3:208:ILE:CG1	2.69	0.41
4:3:175:GLU:CG	4:3:176:ASP:N	2.84	0.41
4:3:436:ASN:O	4:3:439:TRP:CD1	2.73	0.41
3:A:102:ILE:HB	3:A:121:PRO:O	2.20	0.41
3:A:185:LYS:HB3	3:A:185:LYS:HE2	1.75	0.41
3:A:233:PHE:CB	3:A:410:LEU:HD22	2.50	0.41
3:A:415:MET:CE	3:A:415:MET:HA	2.50	0.41
1:B:186:TRP:CA	1:B:215:ARG:HA	2.51	0.41
2:C:148:PHE:CB	2:C:215:VAL:HG23	2.37	0.41
2:C:296:MET:CE	2:C:296:MET:CA	2.87	0.41
3:D:40:LEU:CD1	3:D:50:VAL:HG13	2.50	0.41
3:D:139:GLN:NE2	3:D:179:LYS:HG3	2.35	0.41
3:D:233:PHE:CB	3:D:410:LEU:HB3	2.49	0.41
3:D:242:LYS:CA	3:D:243:MET:HE2	2.50	0.41
3:D:290:ILE:CG1	3:D:291:VAL:N	2.83	0.41
3:D:292:THR:OG1	3:D:296:ILE:CD1	2.68	0.41
4:E:240:TYR:CD2	4:E:453:ILE:CB	3.04	0.41
4:E:475:PRO:C	4:E:477:PHE:N	2.68	0.41

Continued on next page...

Continued from previous page...

Atom-1	Atom-2	Interatomic distance (Å)	Clash overlap (Å)
3:F:102:ILE:HB	3:F:121:PRO:O	2.20	0.41
3:F:152:ASP:H	4:J:78:ARG:NH2	2.17	0.41
3:F:306:HIS:CD2	3:F:306:HIS:C	2.93	0.41
3:F:432:GLU:HG3	3:F:436:GLU:CG	2.50	0.41
3:F:432:GLU:O	3:F:436:GLU:CG	2.63	0.41
1:G:175:ILE:HG23	1:G:178:ASP:H	1.85	0.41
1:G:234:LEU:O	1:G:238:VAL:N	2.49	0.41
1:G:417:SER:HB2	1:G:421:PHE:CZ	2.55	0.41
1:G:431:VAL:HG21	1:G:433:MET:HG2	2.02	0.41
2:H:132:ILE:HG13	2:H:136:TYR:CE2	2.56	0.41
3:I:55:ARG:C	3:I:56:LEU:HD23	2.39	0.41
3:I:238:ASP:C	3:I:239:SER:HG	2.24	0.41
3:I:264:ILE:CG2	3:I:265:PRO:HD3	2.50	0.41
3:I:292:THR:OG1	3:I:296:ILE:CD1	2.68	0.41
3:I:402:VAL:HB	3:I:404:MET:HG2	2.03	0.41
4:J:30:VAL:HG22	4:J:59:TRP:HB3	2.01	0.41
4:J:91:LEU:HA	4:J:145:PHE:CB	2.50	0.41
4:J:117:TRP:CE2	4:J:119:PRO:HD3	2.55	0.41
4:J:416:VAL:O	4:J:420:ASN:N	2.51	0.41
4:J:453:ILE:CG1	4:J:454:ALA:N	2.83	0.41
3:K:226:SER:C	3:K:230:VAL:HG23	2.40	0.41
3:K:291:VAL:O	3:K:295:VAL:N	2.42	0.41
3:K:386:MET:HG3	4:O:427:LYS:HD3	2.03	0.41
1:L:269:LYS:CE	1:L:270:VAL:HG23	2.42	0.41
2:M:148:PHE:C	2:M:149:THR:HG22	2.40	0.41
2:M:154:ASN:HA	2:M:212:TYR:H	1.85	0.41
2:M:180:ASP:CA	2:M:195:LYS:HG2	2.49	0.41
2:M:223:ARG:O	2:M:224:LYS:CG	2.66	0.41
2:M:253:SER:OG	3:N:306:HIS:CB	2.64	0.41
2:M:279:PRO:HG2	2:M:280:GLU:H	1.85	0.41
2:M:472:ILE:CB	2:M:475:MET:SD	2.99	0.41
3:N:28:PHE:CD2	3:N:153:GLY:O	2.74	0.41
3:N:28:PHE:N	3:N:28:PHE:HD1	2.17	0.41
3:N:31:ILE:HG21	3:N:158:ILE:HG12	2.00	0.41
3:N:227:PHE:O	3:N:227:PHE:CD1	2.73	0.41
4:O:202:ASP:C	4:O:203:ILE:HG13	2.40	0.41
4:O:242:LEU:HG	4:O:243:PRO:CD	2.51	0.41
4:O:276:SER:O	4:O:280:PRO:O	2.39	0.41
4:O:435:GLU:OE1	4:O:439:TRP:CH2	2.73	0.41
4:O:475:PRO:C	4:O:477:PHE:N	2.68	0.41
3:P:46:VAL:HG21	3:P:270:ALA:C	2.41	0.41

Continued on next page...

Continued from previous page...

Atom-1	Atom-2	Interatomic distance (Å)	Clash overlap (Å)
3:P:79:ARG:HD3	3:P:107:LYS:CD	2.43	0.41
3:P:93:TYR:CZ	3:P:198:TYR:HE2	2.38	0.41
3:P:152:ASP:H	4:T:78:ARG:NH2	2.17	0.41
3:P:432:GLU:HG3	3:P:436:GLU:CG	2.50	0.41
1:Q:86:TRP:CD1	1:Q:151:TYR:CE2	3.09	0.41
2:R:48:THR:OG1	2:R:286:PRO:N	2.53	0.41
2:R:80:LEU:HG	2:R:81:ARG:N	2.36	0.41
2:R:256:LYS:O	2:R:260:ALA:HB2	2.21	0.41
2:R:279:PRO:HG2	2:R:280:GLU:H	1.85	0.41
2:R:286:PRO:O	2:R:286:PRO:HG2	2.21	0.41
2:R:462:THR:N	2:R:463:PRO:HD2	2.34	0.41
3:S:15:TYR:OH	3:S:84:ASP:HB3	2.20	0.41
3:S:40:LEU:HD11	3:S:50:VAL:HG13	2.03	0.41
3:S:40:LEU:O	3:S:171:MET:HE2	2.20	0.41
3:S:67:TRP:HA	3:S:67:TRP:HE3	1.84	0.41
3:S:210:ILE:C	3:S:211:PRO:O	2.58	0.41
3:S:243:MET:HE2	3:S:243:MET:N	2.33	0.41
4:T:276:SER:O	4:T:280:PRO:O	2.39	0.41
3:U:135:PHE:CB	3:U:272:PRO:O	2.67	0.41
3:U:164:ARG:NH1	3:U:181:TYR:OH	2.53	0.41
1:V:41:LEU:HA	1:V:41:LEU:HD22	1.66	0.41
1:V:108:VAL:HG13	1:V:118:TRP:CB	2.45	0.41
1:V:197:TRP:HB3	1:V:204:TYR:CD1	2.56	0.41
1:V:298:SER:HA	1:V:301:VAL:HG22	2.02	0.41
1:V:431:VAL:HG21	1:V:433:MET:HG2	2.02	0.41
2:W:106:TYR:O	2:W:107:PHE:C	2.59	0.41
2:W:111:LEU:HB3	2:W:119:THR:HG1	1.78	0.41
2:W:148:PHE:C	2:W:149:THR:HG22	2.40	0.41
2:W:286:PRO:O	2:W:286:PRO:HG2	2.21	0.41
4:Y:149:THR:CG2	4:Y:150:TYR:N	2.61	0.41
4:Y:158:GLN:O	4:Y:159:LEU:HD23	2.20	0.41
4:Y:242:LEU:HG	4:Y:243:PRO:CD	2.51	0.41
4:Y:276:SER:O	4:Y:280:PRO:O	2.39	0.41
4:Y:435:GLU:OE1	4:Y:439:TRP:CH2	2.73	0.41
3:Z:102:ILE:HB	3:Z:121:PRO:O	2.20	0.41
3:Z:185:LYS:HB3	3:Z:185:LYS:HE2	1.75	0.41
1:0:58:LEU:HD21	1:0:118:TRP:CE3	2.55	0.41
1:0:186:TRP:HB3	1:0:215:ARG:HB2	2.03	0.41
1:0:212:ILE:CD1	1:0:469:ALA:HA	2.33	0.41
1:0:277:VAL:N	1:0:278:PRO:CD	2.84	0.41
2:1:83:ARG:NH1	2:1:109:ASN:HB2	2.35	0.41

Continued on next page...

Continued from previous page...

Atom-1	Atom-2	Interatomic distance (Å)	Clash overlap (Å)
2:1:87:ILE:HG23	2:1:118:VAL:HG11	2.02	0.41
2:1:98:ASN:C	2:1:100:GLY:N	2.73	0.41
2:1:230:ILE:CG1	2:1:231:ASN:ND2	2.67	0.41
3:2:48:GLN:NE2	3:2:127:TYR:CZ	2.89	0.41
3:2:107:LYS:HZ2	4:3:149:THR:CB	2.34	0.41
3:2:139:GLN:NE2	3:2:179:LYS:HG3	2.35	0.41
3:2:303:PRO:CD	3:2:400:LYS:HD2	2.50	0.41
4:3:265:LEU:CA	4:3:268:ILE:HG23	2.50	0.41
3:A:164:ARG:NH1	3:A:181:TYR:OH	2.53	0.41
3:A:406:ILE:HA	3:A:409:ILE:CG1	2.50	0.41
1:B:90:ILE:HG23	1:B:147:LYS:CA	2.50	0.41
1:B:108:VAL:CG1	1:B:109:LEU:N	2.84	0.41
1:B:246:GLY:O	1:B:248:LYS:N	2.53	0.41
2:C:1:VAL:HA	2:C:4:GLU:HG2	2.01	0.41
2:C:200:ASN:ND2	2:C:201:ILE:N	2.63	0.41
3:D:48:GLN:O	3:D:48:GLN:HG3	2.20	0.41
3:D:210:ILE:C	3:D:211:PRO:O	2.58	0.41
4:E:157:LEU:HD13	4:E:208:ILE:HD11	2.01	0.41
4:E:255:ILE:HA	4:E:255:ILE:HD13	1.73	0.41
4:E:441:LEU:C	4:E:441:LEU:CD1	2.88	0.41
4:E:456:LEU:HD13	4:E:456:LEU:C	2.40	0.41
3:F:33:VAL:O	3:F:161:GLU:HB3	2.20	0.41
3:F:46:VAL:HG21	3:F:270:ALA:C	2.41	0.41
3:F:416:LEU:HA	3:F:419:ILE:CG2	2.51	0.41
3:F:420:ILE:CG1	3:F:421:GLY:H	2.31	0.41
1:G:106:VAL:HG12	1:G:107:ASN:O	2.20	0.41
1:G:246:GLY:O	1:G:248:LYS:N	2.53	0.41
1:G:248:LYS:O	1:G:249:MET:C	2.59	0.41
1:G:406:GLU:CA	1:G:409:LYS:HD2	2.22	0.41
2:H:1:VAL:HA	2:H:4:GLU:HG2	2.02	0.41
2:H:69:TRP:HB2	2:H:74:TYR:CA	2.50	0.41
2:H:98:ASN:C	2:H:100:GLY:N	2.73	0.41
2:H:245:LEU:CD1	3:I:297:ASN:HD21	2.34	0.41
2:H:446:TRP:HA	2:H:446:TRP:CE3	2.56	0.41
3:I:40:LEU:O	3:I:171:MET:HE2	2.20	0.41
3:I:435:GLN:C	3:I:437:GLY:N	2.71	0.41
4:J:129:ILE:CG1	4:J:129:ILE:O	2.69	0.41
3:K:117:MET:SD	3:K:119:THR:HG21	2.61	0.41
3:K:278:MET:HE3	3:K:282:MET:CE	2.51	0.41
1:L:106:VAL:HG12	1:L:107:ASN:O	2.21	0.41
1:L:118:TRP:CA	1:L:119:HIS:HD2	2.33	0.41

Continued on next page...

Continued from previous page...

Atom-1	Atom-2	Interatomic distance (Å)	Clash overlap (Å)
1:L:132:VAL:CA	1:L:279:ILE:HA	2.50	0.41
1:L:160:HIS:HB2	1:L:195:LYS:NZ	2.35	0.41
1:L:241:LEU:HB3	1:L:248:LYS:CE	2.51	0.41
1:L:288:MET:O	1:L:291:VAL:CG1	2.56	0.41
1:L:298:SER:HA	1:L:301:VAL:HG22	2.02	0.41
1:L:439:PHE:CD1	1:L:439:PHE:C	2.93	0.41
1:L:466:ASN:N	1:L:467:PRO:CD	2.83	0.41
2:M:106:TYR:C	2:M:106:TYR:CD1	2.94	0.41
2:M:235:PRO:O	2:M:239:ILE:N	2.35	0.41
2:M:266:ALA:HB3	3:N:251:LEU:CD2	2.47	0.41
3:N:40:LEU:HD11	3:N:50:VAL:HG13	2.03	0.41
3:N:242:LYS:CA	3:N:243:MET:HE2	2.50	0.41
3:N:250:LEU:HD21	3:N:292:THR:OG1	2.19	0.41
3:N:264:ILE:HB	3:N:265:PRO:HD2	1.99	0.41
4:O:78:ARG:HH11	4:O:108:LEU:HD13	1.85	0.41
4:O:91:LEU:HA	4:O:145:PHE:CB	2.50	0.41
4:O:145:PHE:O	4:O:208:ILE:CG1	2.69	0.41
4:O:209:ILE:CG1	4:O:211:PHE:CE1	3.03	0.41
3:P:233:PHE:CE2	3:P:413:VAL:HB	2.56	0.41
3:P:235:LEU:O	3:P:239:SER:O	2.39	0.41
3:P:386:MET:HG3	4:T:427:LYS:HD3	2.03	0.41
1:Q:128:CYS:SG	1:Q:144:MET:CG	3.07	0.41
1:Q:138:ASP:CA	1:Q:464:PRO:O	2.69	0.41
1:Q:405:VAL:H	1:Q:405:VAL:HG23	1.59	0.41
2:R:48:THR:HA	2:R:286:PRO:CD	2.51	0.41
2:R:245:LEU:CD1	3:S:297:ASN:HD21	2.34	0.41
3:S:166:ASP:CG	3:S:205:PHE:CD2	2.94	0.41
3:S:229:THR:O	3:S:232:VAL:CB	2.51	0.41
4:T:89:VAL:CG2	4:T:99:PHE:CZ	2.95	0.41
4:T:138:TRP:CZ2	4:T:215:GLN:NE2	2.88	0.41
4:T:156:ASN:HD22	4:T:156:ASN:HA	1.50	0.41
4:T:173:ASP:CG	4:T:185:ILE:CD1	2.86	0.41
4:T:212:LEU:O	4:T:214:ILE:HG23	2.19	0.41
3:U:46:VAL:HG21	3:U:270:ALA:C	2.40	0.41
3:U:76:LYS:HE3	3:U:112:TYR:OH	2.19	0.41
3:U:76:LYS:CG	3:U:112:TYR:CE2	3.01	0.41
3:U:235:LEU:O	3:U:239:SER:O	2.39	0.41
1:V:86:TRP:CD1	1:V:151:TYR:CE2	3.09	0.41
1:V:138:ASP:CA	1:V:464:PRO:O	2.69	0.41
1:V:241:LEU:HB3	1:V:248:LYS:CE	2.51	0.41
1:V:409:LYS:HE2	2:W:423:ILE:CG2	2.50	0.41

Continued on next page...

Continued from previous page...

Atom-1	Atom-2	Interatomic distance (Å)	Clash overlap (Å)
2:W:30:VAL:CG1	2:W:159:SER:HB3	2.50	0.41
2:W:37:LEU:CB	2:W:217:PHE:CE2	2.85	0.41
2:W:91:ASP:OD2	2:W:153:TYR:CD1	2.73	0.41
2:W:269:VAL:HG13	2:W:270:PHE:CE1	2.56	0.41
2:W:446:TRP:CE3	2:W:446:TRP:HA	2.56	0.41
2:W:465:MET:O	2:W:469:THR:CB	2.67	0.41
3:X:35:LEU:CD2	3:X:164:ARG:NH1	2.64	0.41
3:X:236:PRO:CB	3:X:299:HIS:HE2	2.21	0.41
3:X:303:PRO:HB2	3:X:400:LYS:CE	2.50	0.41
3:X:402:VAL:C	3:X:404:MET:H	2.24	0.41
4:Y:94:ASN:CA	4:Y:126:THR:H	2.34	0.41
4:Y:175:GLU:CG	4:Y:176:ASP:N	2.84	0.41
3:Z:105:MET:SD	3:Z:105:MET:N	2.93	0.41
3:Z:117:MET:SD	3:Z:119:THR:HG21	2.61	0.41
3:Z:233:PHE:CB	3:Z:410:LEU:HD22	2.50	0.41
3:Z:422:THR:HA	3:Z:425:VAL:HG12	2.02	0.41
1:0:57:ASN:HA	1:0:118:TRP:O	2.21	0.41
1:0:150:THR:HG23	3:Z:106:THR:CG2	2.49	0.41
1:0:152:ASP:HA	1:0:203:SER:HB2	2.01	0.41
1:0:231:ILE:CG2	1:0:259:LEU:HD21	2.51	0.41
1:0:439:PHE:CD1	1:0:439:PHE:C	2.93	0.41
1:0:460:HIS:O	1:0:464:PRO:HD2	2.20	0.41
2:1:7:LEU:HD13	2:1:73:GLU:CG	2.50	0.41
2:1:159:SER:CA	2:1:213:GLN:CG	2.76	0.41
2:1:264:LEU:HD11	2:1:306:CYS:C	2.41	0.41
2:1:279:PRO:HG2	2:1:280:GLU:H	1.85	0.41
2:1:446:TRP:CE3	2:1:446:TRP:HA	2.56	0.41
2:1:452:THR:HG23	2:1:453:ILE:N	2.35	0.41
3:2:15:TYR:OH	3:2:84:ASP:HB3	2.20	0.41
3:2:86:TRP:H	3:2:86:TRP:HE3	1.69	0.41
3:2:89:ASP:CB	3:2:149:TRP:CD1	3.00	0.41
3:2:144:MET:HE1	3:2:205:PHE:CZ	2.56	0.41
3:2:166:ASP:CG	3:2:205:PHE:CD2	2.94	0.41
3:2:407:ASP:HA	3:2:410:LEU:CD2	2.51	0.41
3:2:435:GLN:C	3:2:437:GLY:N	2.71	0.41
4:3:210:PHE:O	4:3:212:LEU:CD1	2.68	0.41
4:3:290:MET:O	4:3:294:LEU:N	2.49	0.41
3:A:120:PRO:HA	3:A:121:PRO:HD3	1.67	0.41
3:A:149:TRP:CZ2	4:E:120:PRO:CD	2.96	0.41
3:A:170:PHE:CE1	3:A:176:TRP:NE1	2.82	0.41
1:B:57:ASN:HA	1:B:118:TRP:O	2.21	0.41

Continued on next page...

Continued from previous page...

Atom-1	Atom-2	Interatomic distance (Å)	Clash overlap (Å)
1:B:276:SER:C	1:B:277:VAL:HG13	2.41	0.41
2:C:11:LEU:O	2:C:12:LEU:C	2.59	0.41
2:C:30:VAL:CG1	2:C:159:SER:HB3	2.50	0.41
2:C:33:ILE:HG21	2:C:160:MET:SD	2.60	0.41
2:C:84:PRO:HG2	2:C:85:GLU:N	2.35	0.41
2:C:106:TYR:O	2:C:107:PHE:C	2.59	0.41
2:C:106:TYR:C	2:C:106:TYR:CD1	2.94	0.41
2:C:148:PHE:C	2:C:149:THR:HG22	2.40	0.41
2:C:223:ARG:O	2:C:224:LYS:CG	2.66	0.41
2:C:264:LEU:HD11	2:C:306:CYS:C	2.41	0.41
2:C:269:VAL:HG13	2:C:270:PHE:CE1	2.56	0.41
3:D:28:PHE:CD2	3:D:153:GLY:O	2.74	0.41
3:D:36:GLN:NE2	3:D:38:ILE:HG13	2.33	0.41
3:D:111:ASP:OD2	3:D:115:LYS:CD	2.67	0.41
3:D:413:VAL:HG12	3:D:417:ILE:CG1	2.44	0.41
4:E:175:GLU:CG	4:E:176:ASP:N	2.84	0.41
4:E:242:LEU:HG	4:E:243:PRO:CD	2.51	0.41
4:E:462:THR:O	4:E:466:PHE:CB	2.68	0.41
3:F:45:GLU:OE2	3:F:135:PHE:N	2.53	0.41
3:F:93:TYR:CD2	3:F:145:LYS:HD3	2.55	0.41
3:F:233:PHE:CB	3:F:410:LEU:HD22	2.50	0.41
1:G:131:LYS:HE2	1:G:132:VAL:HG23	2.02	0.41
1:G:437:ARG:HD2	1:G:437:ARG:HA	1.67	0.41
1:G:440:LEU:HA	1:G:443:PHE:HB2	2.03	0.41
1:G:459:SER:O	1:G:463:PRO:CB	2.68	0.41
2:H:91:ASP:OD2	2:H:153:TYR:CD1	2.73	0.41
2:H:106:TYR:O	2:H:107:PHE:C	2.59	0.41
2:H:200:ASN:ND2	2:H:201:ILE:N	2.63	0.41
3:I:32:THR:N	3:I:59:GLN:O	2.53	0.41
3:I:40:LEU:CD1	3:I:50:VAL:HG13	2.50	0.41
3:I:210:ILE:C	3:I:211:PRO:O	2.58	0.41
4:J:151:ASN:CA	4:J:205:PHE:HB2	2.46	0.41
4:J:242:LEU:HG	4:J:243:PRO:CD	2.51	0.41
4:J:444:LYS:O	4:J:448:LYS:CG	2.60	0.41
4:J:463:LEU:HD12	4:J:463:LEU:C	2.38	0.41
3:K:7:LEU:HB2	3:K:8:VAL:H	1.67	0.41
3:K:131:ILE:HG13	3:K:133:THR:H	1.85	0.41
3:K:420:ILE:CG1	3:K:421:GLY:H	2.31	0.41
1:L:24:THR:CG2	1:L:25:VAL:H	2.05	0.41
1:L:57:ASN:HA	1:L:118:TRP:O	2.21	0.41
1:L:108:VAL:CG1	1:L:109:LEU:N	2.84	0.41

Continued on next page...

Continued from previous page...

Atom-1	Atom-2	Interatomic distance (Å)	Clash overlap (Å)
1:L:459:SER:O	1:L:463:PRO:CG	2.68	0.41
2:M:33:ILE:HG21	2:M:160:MET:SD	2.60	0.41
2:M:38:THR:HG22	2:M:57:TRP:CZ3	2.48	0.41
2:M:132:ILE:HG13	2:M:136:TYR:CE2	2.56	0.41
2:M:245:LEU:CD1	3:N:297:ASN:HD21	2.34	0.41
2:M:277:ARG:NH2	3:N:262:GLU:OE2	2.53	0.41
3:N:254:THR:CG2	3:N:255:VAL:N	2.84	0.41
4:O:117:TRP:CE2	4:O:119:PRO:HD3	2.56	0.41
4:O:129:ILE:CG1	4:O:129:ILE:O	2.69	0.41
4:O:462:THR:O	4:O:466:PHE:CB	2.68	0.41
3:P:164:ARG:NH1	3:P:181:TYR:OH	2.53	0.41
1:Q:100:PHE:CB	1:Q:103:THR:HB	2.47	0.41
1:Q:218:LEU:O	1:Q:219:PHE:HD1	1.98	0.41
1:Q:227:PRO:O	1:Q:231:ILE:N	2.36	0.41
2:R:30:VAL:CG2	2:R:157:GLU:N	2.83	0.41
2:R:33:ILE:HG21	2:R:160:MET:SD	2.60	0.41
2:R:91:ASP:OD2	2:R:153:TYR:CD1	2.73	0.41
2:R:98:ASN:C	2:R:100:GLY:N	2.73	0.41
3:S:139:GLN:NE2	3:S:179:LYS:HG3	2.35	0.41
3:S:275:GLY:C	3:S:277:TYR:N	2.73	0.41
3:S:398:GLU:HA	3:S:401:TYR:CE2	2.56	0.41
3:S:407:ASP:HA	3:S:410:LEU:CD2	2.51	0.41
4:T:145:PHE:O	4:T:208:ILE:CG1	2.69	0.41
4:T:210:PHE:O	4:T:212:LEU:CD1	2.68	0.41
4:T:289:VAL:O	4:T:293:SER:N	2.49	0.41
3:U:68:ASN:ND2	3:U:69:PRO:HD2	2.35	0.41
3:U:157:SER:HB2	3:U:199:LEU:HD12	2.00	0.41
3:U:233:PHE:CB	3:U:410:LEU:HD22	2.50	0.41
3:U:398:GLU:HA	3:U:401:TYR:CE1	2.55	0.41
1:V:235:ALA:CB	1:V:239:PHE:CE2	2.98	0.41
2:W:11:LEU:O	2:W:12:LEU:C	2.59	0.41
2:W:30:VAL:HG23	2:W:156:ASN:HA	2.02	0.41
2:W:54:THR:HG1	2:W:126:PHE:HE1	1.58	0.41
2:W:106:TYR:HD1	2:W:106:TYR:C	2.24	0.41
2:W:264:LEU:HD11	2:W:306:CYS:C	2.41	0.41
3:X:40:LEU:HD11	3:X:50:VAL:HG13	2.03	0.41
3:X:86:TRP:H	3:X:86:TRP:HE3	1.69	0.41
3:X:92:LEU:CD1	3:X:146:LEU:HD21	2.50	0.41
3:X:129:GLU:HA	3:X:129:GLU:OE1	2.20	0.41
3:X:130:ILE:CD1	3:X:131:ILE:N	2.80	0.41
4:Y:1:ASN:O	4:Y:3:GLU:N	2.54	0.41

Continued on next page...

Continued from previous page...

Atom-1	Atom-2	Interatomic distance (Å)	Clash overlap (Å)
4:Y:91:LEU:HA	4:Y:145:PHE:HA	2.03	0.41
4:Y:183:TRP:HA	4:Y:216:ARG:HG2	1.95	0.41
4:Y:233:SER:C	4:Y:237:VAL:HG23	2.34	0.41
3:Z:45:GLU:OE2	3:Z:135:PHE:N	2.53	0.41
1:0:131:LYS:HE2	1:0:132:VAL:HG23	2.02	0.41
1:0:152:ASP:O	1:0:154:SER:N	2.53	0.41
1:0:270:VAL:N	1:0:271:PRO:HD2	2.36	0.41
1:0:298:SER:HA	1:0:301:VAL:HG21	2.01	0.41
2:1:11:LEU:O	2:1:12:LEU:C	2.59	0.41
2:1:56:VAL:CG1	2:1:126:PHE:CE2	2.95	0.41
2:1:192:ILE:CD1	2:1:221:ILE:HG22	2.51	0.41
2:1:241:PHE:C	2:1:245:LEU:HG	2.34	0.41
2:1:245:LEU:HD13	3:2:297:ASN:HD21	1.86	0.41
2:1:286:PRO:O	2:1:286:PRO:HG2	2.21	0.41
2:1:296:MET:HE3	2:1:296:MET:N	2.35	0.41
3:2:242:LYS:HZ2	4:3:304:LEU:HD11	1.86	0.41
3:2:254:THR:CG2	3:2:255:VAL:N	2.84	0.41
3:2:435:GLN:HE21	3:2:435:GLN:HB3	1.67	0.41
4:3:240:TYR:CD2	4:3:453:ILE:CB	3.04	0.41
4:3:266:PHE:CZ	4:3:270:GLN:HB3	2.56	0.41
3:A:85:VAL:CG1	3:A:86:TRP:N	2.83	0.41
3:A:117:MET:SD	3:A:119:THR:HG21	2.61	0.41
3:A:187:TRP:CD1	3:A:199:LEU:HD23	2.56	0.41
3:A:226:SER:C	3:A:230:VAL:HG23	2.40	0.41
3:A:235:LEU:O	3:A:239:SER:O	2.39	0.41
3:A:250:LEU:HD13	3:A:296:ILE:HG21	1.95	0.41
1:B:130:ILE:CD1	1:B:134:TYR:HE2	2.33	0.41
1:B:186:TRP:HB3	1:B:215:ARG:HB2	2.03	0.41
1:B:439:PHE:CD1	1:B:439:PHE:C	2.93	0.41
2:C:17:TYR:OH	2:C:19:LYS:HA	2.19	0.41
2:C:28:ASN:HB2	2:C:29:GLU:H	1.52	0.41
2:C:30:VAL:HG21	2:C:158:ILE:O	2.20	0.41
2:C:48:THR:HA	2:C:286:PRO:CD	2.51	0.41
2:C:106:TYR:HD1	2:C:106:TYR:C	2.24	0.41
3:D:35:LEU:HD12	3:D:54:VAL:CB	2.50	0.41
3:D:48:GLN:NE2	3:D:127:TYR:CZ	2.89	0.41
3:D:166:ASP:CG	3:D:205:PHE:CD2	2.94	0.41
3:D:411:LEU:HD23	3:D:411:LEU:HA	1.69	0.41
4:E:78:ARG:HH11	4:E:108:LEU:HD13	1.85	0.41
3:F:51:GLU:HG3	3:F:125:LYS:HD2	2.02	0.41
3:F:59:GLN:HE22	3:F:117:MET:CB	2.31	0.41

Continued on next page...

Continued from previous page...

Atom-1	Atom-2	Interatomic distance (Å)	Clash overlap (Å)
3:F:93:TYR:CZ	3:F:198:TYR:HE2	2.38	0.41
3:F:137:PHE:CD1	3:F:210:ILE:CD1	3.01	0.41
3:F:164:ARG:NH1	3:F:181:TYR:OH	2.53	0.41
1:G:186:TRP:CA	1:G:215:ARG:HA	2.51	0.41
1:G:220:TYR:C	1:G:222:VAL:N	2.72	0.41
1:G:241:LEU:HB3	1:G:248:LYS:CE	2.51	0.41
1:G:248:LYS:HB2	1:G:248:LYS:HE2	1.79	0.41
1:G:249:MET:CE	1:G:250:SER:CB	2.99	0.41
1:G:269:LYS:CE	1:G:270:VAL:HG23	2.42	0.41
2:H:33:ILE:HG21	2:H:160:MET:SD	2.60	0.41
2:H:191:GLU:HG2	2:H:222:ARG:C	2.40	0.41
3:I:436:GLU:O	3:I:437:GLY:OXT	2.38	0.41
4:J:209:ILE:CG1	4:J:211:PHE:CE1	3.03	0.41
4:J:266:PHE:CZ	4:J:270:GLN:HB3	2.56	0.41
4:J:435:GLU:O	4:J:436:ASN:C	2.59	0.41
3:K:155:LYS:CE	4:O:76:LEU:HB3	2.49	0.41
3:K:377:GLU:HA	3:K:380:LYS:CE	2.50	0.41
1:L:90:ILE:HG23	1:L:147:LYS:CA	2.50	0.41
1:L:152:ASP:HA	1:L:203:SER:HB2	2.01	0.41
2:M:17:TYR:OH	2:M:19:LYS:HA	2.19	0.41
2:M:30:VAL:HG23	2:M:156:ASN:HA	2.02	0.41
3:N:67:TRP:HA	3:N:67:TRP:HE3	1.84	0.41
3:N:78:ILE:CD1	3:N:110:LEU:CG	2.94	0.41
3:N:86:TRP:H	3:N:86:TRP:HE3	1.69	0.41
4:O:159:LEU:CD2	4:O:208:ILE:HG23	2.50	0.41
4:O:262:THR:HG22	4:O:262:THR:O	2.20	0.41
4:O:266:PHE:CZ	4:O:270:GLN:HB3	2.56	0.41
4:O:284:LYS:C	4:O:287:ILE:HG23	2.37	0.41
3:P:2:GLU:C	3:P:4:GLU:N	2.73	0.41
3:P:51:GLU:HG3	3:P:125:LYS:HD2	2.02	0.41
3:P:382:ILE:O	3:P:386:MET:HE3	2.19	0.41
3:P:406:ILE:HA	3:P:409:ILE:CG1	2.50	0.41
1:Q:138:ASP:N	1:Q:464:PRO:O	2.54	0.41
1:Q:220:TYR:N	1:Q:220:TYR:HD1	2.17	0.41
1:Q:231:ILE:CG2	1:Q:259:LEU:HD21	2.51	0.41
1:Q:301:VAL:HG23	1:Q:302:LEU:N	2.35	0.41
1:Q:440:LEU:HA	1:Q:443:PHE:HB2	2.03	0.41
2:R:19:LYS:HZ2	2:R:88:TRP:HA	1.86	0.41
2:R:25:LYS:O	2:R:25:LYS:CG	2.68	0.41
2:R:83:ARG:NH1	2:R:109:ASN:HB2	2.35	0.41
2:R:316:THR:HG23	2:R:317:PRO:HD3	2.00	0.41

Continued on next page...

Continued from previous page...

Atom-1	Atom-2	Interatomic distance (Å)	Clash overlap (Å)
3:S:93:TYR:N	3:S:93:TYR:CD1	2.86	0.41
3:S:129:GLU:OE1	3:S:129:GLU:HA	2.20	0.41
3:S:416:LEU:O	3:S:419:ILE:HG13	2.19	0.41
4:T:1:ASN:O	4:T:3:GLU:N	2.54	0.41
4:T:51:THR:O	4:T:121:ALA:O	2.38	0.41
4:T:55:ILE:HG13	4:T:57:ILE:CG1	2.41	0.41
4:T:78:ARG:HH11	4:T:108:LEU:HD13	1.85	0.41
4:T:129:ILE:CG1	4:T:129:ILE:O	2.69	0.41
4:T:242:LEU:HG	4:T:243:PRO:CD	2.51	0.41
4:T:435:GLU:O	4:T:436:ASN:C	2.59	0.41
3:U:45:GLU:OE2	3:U:135:PHE:N	2.53	0.41
3:U:137:PHE:HD1	3:U:137:PHE:HA	1.72	0.41
3:U:386:MET:HG3	4:Y:427:LYS:HD3	2.03	0.41
1:V:16:ASN:HB3	1:V:19:VAL:HB	2.02	0.41
1:V:89:ASP:O	1:V:149:TYR:N	2.54	0.41
1:V:138:ASP:N	1:V:464:PRO:O	2.54	0.41
1:V:236:ILE:O	1:V:240:TYR:CB	2.62	0.41
1:V:248:LYS:O	1:V:249:MET:C	2.59	0.41
1:V:276:SER:C	1:V:277:VAL:HG13	2.41	0.41
1:V:459:SER:O	1:V:463:PRO:CG	2.68	0.41
2:W:56:VAL:HG13	2:W:126:PHE:CZ	2.56	0.41
2:W:69:TRP:HB2	2:W:74:TYR:CA	2.50	0.41
2:W:80:LEU:HG	2:W:81:ARG:N	2.36	0.41
2:W:87:ILE:HG23	2:W:118:VAL:HG11	2.02	0.41
3:X:20:ARG:O	3:X:22:VAL:N	2.49	0.41
3:X:28:PHE:CD2	3:X:153:GLY:O	2.74	0.41
3:X:48:GLN:NE2	3:X:127:TYR:CZ	2.89	0.41
4:Y:51:THR:O	4:Y:121:ALA:O	2.38	0.41
4:Y:91:LEU:HA	4:Y:145:PHE:CB	2.50	0.41
4:Y:266:PHE:CZ	4:Y:270:GLN:HB3	2.56	0.41
4:Y:277:LEU:HG	4:Y:277:LEU:H	1.61	0.41
3:Z:45:GLU:HB2	3:Z:209:ARG:HH12	1.78	0.41
3:Z:45:GLU:HG2	3:Z:272:PRO:HG2	2.02	0.41
3:Z:148:ILE:HD11	3:Z:156:VAL:HG22	2.02	0.41
3:Z:187:TRP:CD1	3:Z:199:LEU:HD23	2.55	0.41
3:Z:235:LEU:O	3:Z:239:SER:O	2.39	0.41
1:0:106:VAL:HG12	1:0:107:ASN:O	2.21	0.41
1:0:128:CYS:SG	1:0:144:MET:CG	3.07	0.41
1:0:138:ASP:CA	1:0:464:PRO:O	2.69	0.41
1:0:241:LEU:HD12	1:0:245:ALA:HB3	2.03	0.41
1:0:286:PHE:CE1	1:0:457:ASP:OD1	2.74	0.41

Continued on next page...

Continued from previous page...

Atom-1	Atom-2	Interatomic distance (Å)	Clash overlap (Å)
1:0:297:LEU:HD23	1:0:297:LEU:C	2.41	0.41
1:0:304:LEU:C	1:0:304:LEU:CD2	2.89	0.41
1:0:417:SER:HB2	1:0:421:PHE:CZ	2.55	0.41
2:1:48:THR:CA	2:1:286:PRO:CD	2.95	0.41
2:1:214:ASP:OD1	2:1:214:ASP:N	2.54	0.41
2:1:256:LYS:O	2:1:260:ALA:HB2	2.21	0.41
2:1:266:ALA:HB2	3:2:251:LEU:HD13	1.99	0.41
2:1:278:LEU:HD11	2:1:292:LEU:CD2	2.49	0.41
2:1:299:VAL:O	2:1:303:VAL:CG2	2.52	0.41
3:2:28:PHE:CD2	3:2:153:GLY:O	2.74	0.41
3:2:36:GLN:H	3:2:54:VAL:HG12	1.84	0.41
3:2:40:LEU:CD1	3:2:50:VAL:HG13	2.50	0.41
3:2:40:LEU:HD11	3:2:50:VAL:CG1	2.50	0.41
3:2:78:ILE:HD12	3:2:78:ILE:C	2.35	0.41
3:2:90:LEU:HD23	3:2:90:LEU:HA	1.90	0.41
3:2:92:LEU:CB	3:2:96:ALA:N	2.76	0.41
3:2:109:LEU:HB2	3:2:117:MET:H	1.85	0.41
3:2:138:ASP:C	3:2:139:GLN:HG2	2.41	0.41
3:2:167:LEU:HA	3:2:170:PHE:CB	2.49	0.41
3:2:250:LEU:O	3:2:254:THR:CG2	2.63	0.41
3:2:252:SER:CB	4:3:259:LEU:HD13	2.48	0.41
4:3:32:LEU:HD12	4:3:208:ILE:CD1	2.44	0.41
4:3:47:GLU:HB3	4:3:127:CYS:O	2.21	0.41
4:3:51:THR:O	4:3:121:ALA:O	2.38	0.41
4:3:129:ILE:CG1	4:3:129:ILE:O	2.69	0.41
4:3:172:ILE:CG1	4:3:174:PRO:CG	2.99	0.41
4:3:266:PHE:HA	4:3:269:ALA:CB	2.51	0.41
4:3:474:VAL:CB	4:3:475:PRO:CD	2.99	0.41
3:A:33:VAL:O	3:A:161:GLU:HB3	2.20	0.41
3:A:92:LEU:CB	3:A:95:ASN:HB2	2.51	0.41
3:A:187:TRP:HD1	3:A:199:LEU:CD2	2.33	0.41
3:A:398:GLU:HA	3:A:401:TYR:CE1	2.56	0.41
1:B:67:TRP:C	1:B:72:TYR:CB	2.89	0.41
1:B:89:ASP:O	1:B:149:TYR:N	2.54	0.41
1:B:111:GLN:CD	1:B:115:ALA:HB3	2.42	0.41
1:B:132:VAL:CA	1:B:279:ILE:HA	2.51	0.41
1:B:138:ASP:N	1:B:464:PRO:O	2.54	0.41
1:B:197:TRP:HB3	1:B:204:TYR:CD1	2.56	0.41
1:B:218:LEU:C	1:B:219:PHE:CG	2.94	0.41
1:B:223:TYR:C	1:B:226:VAL:HG22	2.38	0.41
1:B:270:VAL:N	1:B:271:PRO:HD2	2.36	0.41

Continued on next page...

Continued from previous page...

Atom-1	Atom-2	Interatomic distance (Å)	Clash overlap (Å)
1:B:456:LEU:O	1:B:460:HIS:N	2.39	0.41
1:B:459:SER:O	1:B:463:PRO:CB	2.68	0.41
2:C:29:GLU:O	2:C:30:VAL:CG2	2.66	0.41
2:C:52:LEU:HD21	2:C:130:CYS:H	1.86	0.41
2:C:60:HIS:NE2	2:C:92:ILE:CG2	2.78	0.41
2:C:69:TRP:HB2	2:C:74:TYR:CA	2.50	0.41
2:C:69:TRP:HB2	2:C:74:TYR:HB2	2.03	0.41
2:C:86:LEU:HD23	2:C:86:LEU:HA	1.93	0.41
2:C:223:ARG:O	2:C:224:LYS:CB	2.68	0.41
3:D:37:LEU:HA	3:D:54:VAL:HG13	2.02	0.41
3:D:40:LEU:HD11	3:D:50:VAL:HG13	2.03	0.41
3:D:248:SER:O	4:E:259:LEU:HD11	2.21	0.41
3:D:303:PRO:CD	3:D:400:LYS:HD2	2.50	0.41
3:D:402:VAL:C	3:D:404:MET:H	2.24	0.41
4:E:129:ILE:CG1	4:E:129:ILE:O	2.69	0.41
4:E:138:TRP:CZ2	4:E:215:GLN:NE2	2.88	0.41
4:E:184:THR:HG23	4:E:215:GLN:CB	2.51	0.41
4:E:210:PHE:O	4:E:212:LEU:CD1	2.68	0.41
4:E:233:SER:C	4:E:237:VAL:HG23	2.34	0.41
4:E:290:MET:O	4:E:294:LEU:N	2.49	0.41
3:F:20:ARG:HA	3:F:21:PRO:HD2	1.85	0.41
3:F:36:GLN:OE1	3:F:37:LEU:O	2.39	0.41
3:F:117:MET:SD	3:F:119:THR:HG21	2.61	0.41
3:F:148:ILE:HD11	3:F:156:VAL:HG22	2.02	0.41
3:F:263:LEU:C	3:F:265:PRO:HD2	2.42	0.41
3:F:386:MET:HG3	4:J:427:LYS:HD3	2.03	0.41
3:F:398:GLU:HA	3:F:401:TYR:CE1	2.56	0.41
1:G:37:LEU:CD2	1:G:179:ALA:O	2.68	0.41
1:G:86:TRP:CD1	1:G:151:TYR:CE2	3.09	0.41
1:G:89:ASP:O	1:G:149:TYR:N	2.54	0.41
1:G:130:ILE:CD1	1:G:134:TYR:HE2	2.33	0.41
1:G:138:ASP:CA	1:G:464:PRO:O	2.69	0.41
1:G:237:LEU:CD2	2:H:310:LEU:HG	2.51	0.41
1:G:276:SER:C	1:G:277:VAL:HG13	2.41	0.41
1:G:301:VAL:HG23	1:G:302:LEU:N	2.35	0.41
2:H:13:ILE:CB	2:H:86:LEU:HD22	2.45	0.41
2:H:48:THR:HA	2:H:286:PRO:CD	2.50	0.41
2:H:84:PRO:HG2	2:H:85:GLU:N	2.35	0.41
2:H:148:PHE:C	2:H:149:THR:HG22	2.40	0.41
2:H:213:GLN:HG2	2:H:213:GLN:H	1.69	0.41
2:H:214:ASP:OD1	2:H:214:ASP:N	2.54	0.41

Continued on next page...

Continued from previous page...

Atom-1	Atom-2	Interatomic distance (Å)	Clash overlap (Å)
2:H:256:LYS:O	2:H:260:ALA:HB2	2.21	0.41
2:H:289:GLY:CA	2:H:293:MET:CE	2.99	0.41
2:H:452:THR:HG23	2:H:453:ILE:N	2.35	0.41
3:I:35:LEU:HD12	3:I:54:VAL:CB	2.50	0.41
3:I:36:GLN:NE2	3:I:38:ILE:HG13	2.33	0.41
3:I:85:VAL:HG13	3:I:86:TRP:N	2.36	0.41
3:I:131:ILE:CD1	3:I:133:THR:CB	2.95	0.41
3:I:174:GLY:C	3:I:176:TRP:H	2.23	0.41
3:I:242:LYS:HZ2	4:J:304:LEU:HD11	1.83	0.41
3:I:290:ILE:CG1	3:I:291:VAL:N	2.83	0.41
3:I:407:ASP:HA	3:I:410:LEU:CD2	2.51	0.41
4:J:1:ASN:O	4:J:3:GLU:N	2.54	0.41
4:J:1:ASN:CG	4:J:68:THR:HB	2.39	0.41
4:J:44:GLU:CD	4:J:129:ILE:HG21	2.41	0.41
4:J:59:TRP:O	4:J:60:ASN:ND2	2.50	0.41
4:J:84:LEU:HD21	4:J:115:MET:CE	2.51	0.41
4:J:94:ASN:CA	4:J:126:THR:H	2.34	0.41
4:J:172:ILE:HG23	4:J:174:PRO:N	2.36	0.41
4:J:175:GLU:CG	4:J:176:ASP:N	2.84	0.41
4:J:184:THR:HG23	4:J:215:GLN:CB	2.51	0.41
4:J:215:GLN:HG3	4:J:216:ARG:H	1.86	0.41
4:J:283:GLY:O	4:J:287:ILE:CG2	2.59	0.41
3:K:36:GLN:OE1	3:K:37:LEU:O	2.39	0.41
3:K:58:GLN:HB3	3:K:60:TRP:HZ3	1.84	0.41
3:K:93:TYR:CD2	3:K:145:LYS:HD3	2.55	0.41
3:K:237:THR:HB	3:K:406:ILE:HG22	2.03	0.41
3:K:398:GLU:HA	3:K:401:TYR:CE1	2.55	0.41
1:L:86:TRP:CD1	1:L:151:TYR:CE2	3.09	0.41
1:L:186:TRP:CB	1:L:215:ARG:HA	2.51	0.41
1:L:197:TRP:HB3	1:L:204:TYR:CD1	2.56	0.41
1:L:276:SER:C	1:L:277:VAL:HG13	2.41	0.41
1:L:440:LEU:HA	1:L:443:PHE:HB2	2.03	0.41
2:M:4:GLU:CB	2:M:72:SER:HB2	2.43	0.41
2:M:12:LEU:HB2	2:M:16:LYS:CB	2.51	0.41
2:M:48:THR:HA	2:M:286:PRO:CG	2.51	0.41
2:M:69:TRP:HB2	2:M:74:TYR:HB2	2.03	0.41
2:M:84:PRO:CD	2:M:85:GLU:OE1	2.69	0.41
2:M:87:ILE:HG23	2:M:118:VAL:HG11	2.02	0.41
2:M:192:ILE:CD1	2:M:221:ILE:HG22	2.50	0.41
2:M:262:CYS:SG	3:N:247:ILE:CG2	3.09	0.41
2:M:289:GLY:CA	2:M:293:MET:CE	2.99	0.41

Continued on next page...

Continued from previous page...

Atom-1	Atom-2	Interatomic distance (Å)	Clash overlap (Å)
2:M:446:TRP:HA	2:M:446:TRP:CE3	2.56	0.41
3:N:21:PRO:HG3	3:N:60:TRP:HZ2	1.78	0.41
3:N:68:ASN:CB	3:N:69:PRO:HD2	2.49	0.41
3:N:102:ILE:HD12	4:O:98:GLN:HE21	1.86	0.41
3:N:109:LEU:HB2	3:N:117:MET:H	1.85	0.41
3:N:212:LEU:O	3:N:216:VAL:HG22	2.17	0.41
3:N:290:ILE:CG1	3:N:291:VAL:N	2.83	0.41
3:N:411:LEU:O	3:N:415:MET:SD	2.79	0.41
4:O:44:GLU:CD	4:O:129:ILE:HG21	2.41	0.41
4:O:94:ASN:CA	4:O:126:THR:H	2.34	0.41
4:O:175:GLU:CG	4:O:176:ASP:N	2.84	0.41
4:O:184:THR:HG23	4:O:215:GLN:CB	2.51	0.41
4:O:240:TYR:HD1	4:O:303:VAL:HG21	1.82	0.41
4:O:287:ILE:HG13	4:O:291:PHE:CD2	2.56	0.41
3:P:6:ARG:NH1	3:P:6:ARG:CB	2.76	0.41
3:P:137:PHE:HD1	3:P:137:PHE:HA	1.72	0.41
1:Q:57:ASN:HA	1:Q:118:TRP:O	2.21	0.41
1:Q:89:ASP:O	1:Q:149:TYR:N	2.54	0.41
1:Q:118:TRP:CA	1:Q:119:HIS:HD2	2.33	0.41
1:Q:186:TRP:HB3	1:Q:215:ARG:HB2	2.03	0.41
1:Q:218:LEU:C	1:Q:219:PHE:CG	2.94	0.41
1:Q:235:ALA:C	1:Q:237:LEU:N	2.74	0.41
1:Q:284:LEU:CA	1:Q:287:ILE:HG13	2.47	0.41
1:Q:459:SER:O	1:Q:463:PRO:CG	2.68	0.41
2:R:12:LEU:HB2	2:R:16:LYS:CB	2.51	0.41
2:R:69:TRP:HB2	2:R:74:TYR:HB2	2.03	0.41
2:R:75:SER:O	2:R:76:ASP:C	2.59	0.41
2:R:192:ILE:CD1	2:R:221:ILE:HG22	2.51	0.41
2:R:194:HIS:HB3	2:R:220:ILE:HG12	2.03	0.41
2:R:241:PHE:C	2:R:245:LEU:HG	2.34	0.41
2:R:257:MET:HE2	2:R:320:HIS:C	2.41	0.41
2:R:277:ARG:NH2	3:S:262:GLU:OE2	2.53	0.41
3:S:28:PHE:CD2	3:S:153:GLY:O	2.74	0.41
3:S:37:LEU:HA	3:S:54:VAL:HG13	2.02	0.41
3:S:131:ILE:CD1	3:S:133:THR:CB	2.95	0.41
3:S:134:HIS:ND1	3:S:134:HIS:C	2.73	0.41
3:S:135:PHE:O	3:S:136:PRO:O	2.39	0.41
3:S:263:LEU:HD11	4:T:266:PHE:HZ	1.74	0.41
3:S:411:LEU:O	3:S:415:MET:SD	2.79	0.41
4:T:75:ASP:HA	4:T:111:ASN:HB3	2.03	0.41
4:T:235:LEU:O	4:T:238:LEU:CB	2.68	0.41

Continued on next page...

Continued from previous page...

Atom-1	Atom-2	Interatomic distance (Å)	Clash overlap (Å)
4:T:266:PHE:HA	4:T:269:ALA:CB	2.51	0.41
4:T:435:GLU:OE1	4:T:439:TRP:CH2	2.73	0.41
3:U:33:VAL:O	3:U:161:GLU:HB3	2.20	0.41
3:U:79:ARG:NH1	3:U:107:LYS:HZ2	2.14	0.41
3:U:137:PHE:CD1	3:U:210:ILE:CD1	3.01	0.41
3:U:148:ILE:CG2	3:U:148:ILE:O	2.69	0.41
3:U:157:SER:HB2	3:U:199:LEU:HD11	2.02	0.41
1:V:57:ASN:HA	1:V:118:TRP:O	2.21	0.41
1:V:175:ILE:HG23	1:V:178:ASP:H	1.86	0.41
1:V:241:LEU:HD12	1:V:245:ALA:HB3	2.03	0.41
1:V:466:ASN:N	1:V:467:PRO:CD	2.83	0.41
2:W:30:VAL:CG2	2:W:157:GLU:N	2.83	0.41
2:W:75:SER:O	2:W:76:ASP:C	2.59	0.41
2:W:77:ILE:O	2:W:79:ILE:N	2.54	0.41
2:W:84:PRO:CG	2:W:85:GLU:OE1	2.68	0.41
2:W:223:ARG:O	2:W:224:LYS:CB	2.68	0.41
2:W:241:PHE:C	2:W:245:LEU:HG	2.34	0.41
2:W:293:MET:O	2:W:297:SER:CB	2.67	0.41
2:W:426:THR:HA	2:W:429:ILE:HG21	2.01	0.41
3:X:35:LEU:HD12	3:X:54:VAL:CB	2.50	0.41
3:X:36:GLN:HE21	3:X:38:ILE:CG1	2.32	0.41
3:X:139:GLN:NE2	3:X:179:LYS:HG3	2.36	0.41
3:X:214:PHE:CZ	3:X:267:THR:HG21	2.56	0.41
3:X:259:VAL:HA	3:X:262:GLU:OE1	2.20	0.41
3:X:292:THR:O	3:X:296:ILE:CG1	2.67	0.41
3:X:303:PRO:CD	3:X:400:LYS:HD2	2.50	0.41
3:X:407:ASP:HA	3:X:410:LEU:CD2	2.51	0.41
3:X:411:LEU:O	3:X:415:MET:SD	2.79	0.41
4:Y:75:ASP:HA	4:Y:111:ASN:HB3	2.03	0.41
4:Y:84:LEU:HD21	4:Y:115:MET:CE	2.51	0.41
4:Y:129:ILE:CG1	4:Y:129:ILE:O	2.69	0.41
4:Y:185:ILE:HG23	4:Y:214:ILE:HG22	2.03	0.41
4:Y:225:ILE:HA	4:Y:225:ILE:HD13	1.80	0.41
4:Y:235:LEU:O	4:Y:238:LEU:CB	2.68	0.41
4:Y:240:TYR:CD2	4:Y:453:ILE:CB	3.04	0.41
4:Y:435:GLU:O	4:Y:436:ASN:C	2.59	0.41
3:Z:93:TYR:CD2	3:Z:145:LYS:HD3	2.55	0.41
3:Z:137:PHE:CD1	3:Z:210:ILE:CD1	3.01	0.41
3:Z:137:PHE:HE1	3:Z:210:ILE:HD12	1.69	0.41
1:O:67:TRP:C	1:O:72:TYR:CB	2.89	0.41
1:O:86:TRP:CD1	1:O:151:TYR:CE2	3.09	0.41

Continued on next page...

Continued from previous page...

Atom-1	Atom-2	Interatomic distance (Å)	Clash overlap (Å)
1:0:108:VAL:CG1	1:0:109:LEU:N	2.84	0.41
1:0:159:GLN:O	1:0:159:GLN:HG3	2.19	0.41
1:0:247:GLU:CD	2:1:320:HIS:CE1	2.95	0.41
1:0:248:LYS:HB2	1:0:248:LYS:HE2	1.79	0.41
1:0:259:LEU:CD2	1:0:263:LEU:HD12	2.51	0.41
1:0:312:HIS:ND1	3:Z:242:LYS:NZ	2.68	0.41
1:0:438:LEU:HD23	1:0:441:TYR:CG	2.56	0.41
2:1:12:LEU:HB2	2:1:16:LYS:CB	2.51	0.41
2:1:48:THR:HA	2:1:286:PRO:CD	2.51	0.41
2:1:59:ASP:HA	2:1:121:LEU:HB3	2.03	0.41
2:1:80:LEU:HG	2:1:81:ARG:N	2.36	0.41
2:1:84:PRO:CD	2:1:85:GLU:OE1	2.69	0.41
2:1:223:ARG:O	2:1:224:LYS:CB	2.68	0.41
2:1:426:THR:HA	2:1:429:ILE:HG21	2.01	0.41
3:2:1:SER:H2	3:2:4:GLU:HB2	1.84	0.41
3:2:35:LEU:CD1	3:2:54:VAL:CB	2.99	0.41
3:2:85:VAL:HG13	3:2:86:TRP:N	2.36	0.41
4:3:159:LEU:CD2	4:3:208:ILE:HG23	2.50	0.41
4:3:202:ASP:C	4:3:203:ILE:HG13	2.40	0.41
4:3:262:THR:CA	4:3:265:LEU:HD12	2.50	0.41
3:A:146:LEU:HD13	3:A:203:TYR:CE1	2.56	0.41
3:A:242:LYS:HD3	1:B:312:HIS:CE1	2.53	0.41
3:A:386:MET:HG3	4:E:427:LYS:HD3	2.03	0.41
1:B:128:CYS:O	1:B:130:ILE:N	2.55	0.41
1:B:144:MET:HE2	1:B:211:LEU:HD21	1.99	0.41
1:B:231:ILE:CG2	1:B:259:LEU:HD21	2.51	0.41
1:B:241:LEU:HD12	1:B:245:ALA:HB3	2.03	0.41
2:C:154:ASN:HA	2:C:212:TYR:H	1.85	0.41
2:C:245:LEU:CD1	3:D:297:ASN:HD21	2.34	0.41
2:C:289:GLY:CA	2:C:293:MET:CE	2.99	0.41
3:D:76:LYS:HB3	3:D:76:LYS:HE2	1.58	0.41
3:D:234:TYR:CE1	3:D:410:LEU:HD12	2.56	0.41
4:E:59:TRP:CH2	4:E:115:MET:CB	3.04	0.41
4:E:103:TYR:HB3	4:E:104:TYR:CE1	2.56	0.41
4:E:117:TRP:CE2	4:E:119:PRO:HD3	2.55	0.41
4:E:159:LEU:CD2	4:E:208:ILE:HG23	2.50	0.41
3:F:85:VAL:CG1	3:F:86:TRP:N	2.84	0.41
3:F:92:LEU:CB	3:F:95:ASN:HB2	2.51	0.41
3:F:134:HIS:N	3:F:136:PRO:CD	2.85	0.41
1:G:75:ILE:O	1:G:77:ASP:N	2.54	0.41
1:G:93:MET:HB2	1:G:145:VAL:HG21	2.03	0.41

Continued on next page...

Continued from previous page...

Atom-1	Atom-2	Interatomic distance (Å)	Clash overlap (Å)
1:G:186:TRP:HB3	1:G:215:ARG:HB2	2.03	0.41
1:G:186:TRP:CB	1:G:215:ARG:HA	2.51	0.41
1:G:311:THR:OG1	1:G:430:TYR:CD2	2.69	0.41
2:H:45:LEU:HD12	2:H:190:TRP:CD2	2.51	0.41
2:H:269:VAL:HG13	2:H:270:PHE:CE1	2.56	0.41
2:H:480:ARG:N	2:H:481:PRO:CD	2.83	0.41
3:I:28:PHE:CD2	3:I:153:GLY:O	2.74	0.41
3:I:236:PRO:CB	3:I:299:HIS:HE2	2.21	0.41
3:I:264:ILE:HB	3:I:265:PRO:HD2	1.99	0.41
3:I:402:VAL:C	3:I:404:MET:H	2.24	0.41
4:J:145:PHE:O	4:J:208:ILE:CG1	2.69	0.41
4:J:276:SER:O	4:J:280:PRO:O	2.39	0.41
3:K:146:LEU:HD13	3:K:203:TYR:CE1	2.56	0.41
3:K:263:LEU:C	3:K:265:PRO:HD2	2.42	0.41
1:L:100:PHE:HD2	1:L:103:THR:HB	1.78	0.41
1:L:138:ASP:CA	1:L:464:PRO:O	2.69	0.41
1:L:138:ASP:N	1:L:464:PRO:O	2.54	0.41
1:L:218:LEU:C	1:L:219:PHE:CG	2.94	0.41
1:L:241:LEU:HD12	1:L:245:ALA:HB3	2.03	0.41
1:L:431:VAL:HG21	1:L:433:MET:HG2	2.02	0.41
2:M:42:LEU:HD13	2:M:190:TRP:CZ2	2.44	0.41
2:M:60:HIS:HE1	2:M:160:MET:SD	2.44	0.41
2:M:223:ARG:O	2:M:224:LYS:CB	2.68	0.41
2:M:245:LEU:HD13	3:N:297:ASN:HD21	1.86	0.41
3:N:92:LEU:HB2	3:N:96:ALA:H	1.83	0.41
3:N:166:ASP:CG	3:N:205:PHE:CD2	2.94	0.41
3:N:214:PHE:CZ	3:N:267:THR:HG21	2.56	0.41
3:N:259:VAL:HA	3:N:262:GLU:OE1	2.20	0.41
3:N:395:ALA:HB1	3:N:399:TRP:CZ2	2.56	0.41
4:O:28:ILE:CD1	4:O:60:ASN:O	2.51	0.41
4:O:59:TRP:CH2	4:O:115:MET:CB	3.04	0.41
4:O:289:VAL:O	4:O:293:SER:N	2.49	0.41
3:P:33:VAL:O	3:P:161:GLU:HB3	2.20	0.41
3:P:117:MET:SD	3:P:119:THR:HG21	2.61	0.41
3:P:419:ILE:HG23	3:P:420:ILE:H	1.80	0.41
1:Q:132:VAL:CA	1:Q:279:ILE:HA	2.51	0.41
1:Q:241:LEU:HD12	1:Q:245:ALA:HB3	2.03	0.41
1:Q:417:SER:HB2	1:Q:421:PHE:CZ	2.55	0.41
1:Q:431:VAL:HG21	1:Q:433:MET:HG2	2.02	0.41
2:R:84:PRO:HG2	2:R:85:GLU:N	2.36	0.41
2:R:106:TYR:O	2:R:107:PHE:C	2.59	0.41

Continued on next page...

Continued from previous page...

Atom-1	Atom-2	Interatomic distance (Å)	Clash overlap (Å)
2:R:106:TYR:C	2:R:106:TYR:CD1	2.94	0.41
2:R:154:ASN:HA	2:R:212:TYR:H	1.85	0.41
2:R:263:VAL:O	2:R:267:GLN:HG3	2.17	0.41
3:S:86:TRP:H	3:S:86:TRP:HE3	1.69	0.41
3:S:130:ILE:CG1	3:S:131:ILE:N	2.82	0.41
3:S:227:PHE:O	3:S:227:PHE:CD1	2.72	0.41
4:T:47:GLU:HB3	4:T:127:CYS:O	2.21	0.41
4:T:59:TRP:CH2	4:T:115:MET:CB	3.04	0.41
4:T:175:GLU:CG	4:T:176:ASP:N	2.84	0.41
4:T:262:THR:CA	4:T:265:LEU:HD12	2.50	0.41
4:T:266:PHE:CZ	4:T:270:GLN:HB3	2.56	0.41
4:T:462:THR:O	4:T:466:PHE:CB	2.68	0.41
3:U:35:LEU:HD21	3:U:37:LEU:CG	2.49	0.41
3:U:43:VAL:CG2	3:U:50:VAL:CG2	2.88	0.41
3:U:281:THR:O	3:U:285:VAL:CG1	2.59	0.41
3:U:377:GLU:HA	3:U:380:LYS:CE	2.50	0.41
3:U:382:ILE:O	3:U:386:MET:HE2	2.18	0.41
3:U:422:THR:HA	3:U:425:VAL:HG12	2.02	0.41
1:V:106:VAL:HG12	1:V:107:ASN:O	2.21	0.41
1:V:277:VAL:N	1:V:278:PRO:CD	2.84	0.41
1:V:279:ILE:CG2	1:V:280:ILE:CD1	2.89	0.41
1:V:286:PHE:CE1	1:V:457:ASP:OD1	2.74	0.41
2:W:12:LEU:HB2	2:W:16:LYS:CB	2.51	0.41
2:W:84:PRO:CD	2:W:85:GLU:OE1	2.69	0.41
2:W:194:HIS:HB3	2:W:220:ILE:HG12	2.03	0.41
2:W:232:PHE:O	2:W:235:PRO:HD2	2.21	0.41
3:X:37:LEU:N	3:X:164:ARG:HH22	2.11	0.41
3:X:135:PHE:O	3:X:136:PRO:O	2.39	0.41
3:X:227:PHE:O	3:X:227:PHE:CD1	2.72	0.41
3:X:264:ILE:HG13	3:X:264:ILE:H	1.73	0.41
4:Y:36:LEU:CD2	4:Y:51:THR:CG2	2.85	0.41
4:Y:262:THR:HG22	4:Y:262:THR:O	2.20	0.41
4:Y:444:LYS:O	4:Y:448:LYS:CG	2.60	0.41
3:Z:33:VAL:O	3:Z:161:GLU:HB3	2.20	0.41
3:Z:114:GLY:O	3:Z:115:LYS:C	2.60	0.41
3:Z:146:LEU:HD13	3:Z:203:TYR:CE1	2.56	0.41
3:Z:406:ILE:HA	3:Z:409:ILE:CG1	2.50	0.41
1:O:75:ILE:HG22	2:1:27:ASN:CB	2.50	0.40
1:O:90:ILE:HG23	1:O:147:LYS:CA	2.50	0.40
1:O:111:GLN:CD	1:O:115:ALA:HB3	2.42	0.40
2:1:26:HIS:ND1	2:1:26:HIS:N	2.69	0.40

Continued on next page...

Continued from previous page...

Atom-1	Atom-2	Interatomic distance (Å)	Clash overlap (Å)
2:1:30:VAL:HG23	2:1:156:ASN:HA	2.02	0.40
2:1:48:THR:HA	2:1:286:PRO:CG	2.51	0.40
2:1:52:LEU:HD21	2:1:130:CYS:H	1.86	0.40
2:1:106:TYR:C	2:1:106:TYR:CD1	2.94	0.40
2:1:137:PHE:C	2:1:138:PRO:O	2.59	0.40
3:2:3:HIS:HB3	3:2:7:LEU:CG	2.50	0.40
3:2:135:PHE:CZ	3:2:273:LEU:HB2	2.56	0.40
3:2:214:PHE:CZ	3:2:267:THR:HG21	2.56	0.40
3:2:234:TYR:CD1	3:2:410:LEU:HD13	2.57	0.40
3:2:411:LEU:O	3:2:415:MET:SD	2.79	0.40
4:3:1:ASN:O	4:3:3:GLU:N	2.54	0.40
4:3:107:VAL:HG12	4:3:108:LEU:N	2.27	0.40
4:3:144:VAL:CG1	4:3:209:ILE:HA	2.45	0.40
4:3:242:LEU:HD12	4:3:242:LEU:O	2.22	0.40
4:3:287:ILE:HG13	4:3:291:PHE:CD2	2.56	0.40
3:A:114:GLY:O	3:A:115:LYS:C	2.60	0.40
3:A:148:ILE:HD11	3:A:156:VAL:HG22	2.02	0.40
3:A:148:ILE:CG2	3:A:148:ILE:O	2.69	0.40
3:A:284:PHE:CZ	3:A:424:SER:CB	3.05	0.40
1:B:225:ILE:HG23	1:B:229:ILE:HD12	2.02	0.40
1:B:249:MET:CE	1:B:250:SER:CB	2.99	0.40
2:C:12:LEU:HB2	2:C:16:LYS:CB	2.51	0.40
2:C:42:LEU:HD13	2:C:190:TRP:CZ2	2.44	0.40
2:C:235:PRO:O	2:C:239:ILE:N	2.35	0.40
2:C:245:LEU:HD13	3:D:297:ASN:HD21	1.86	0.40
2:C:262:CYS:SG	3:D:247:ILE:CG2	3.09	0.40
3:D:86:TRP:H	3:D:86:TRP:HE3	1.69	0.40
3:D:382:ILE:HG13	3:D:382:ILE:H	1.80	0.40
3:D:395:ALA:HB1	3:D:399:TRP:CZ2	2.56	0.40
3:D:407:ASP:HA	3:D:410:LEU:CD2	2.51	0.40
4:E:47:GLU:HB3	4:E:127:CYS:O	2.21	0.40
4:E:59:TRP:O	4:E:60:ASN:ND2	2.50	0.40
4:E:145:PHE:O	4:E:208:ILE:CG1	2.69	0.40
4:E:262:THR:CA	4:E:265:LEU:HD12	2.50	0.40
4:E:276:SER:O	4:E:280:PRO:O	2.39	0.40
3:F:34:GLY:HA3	3:F:161:GLU:HG2	2.04	0.40
1:G:88:PRO:O	1:G:90:ILE:HG13	2.22	0.40
1:G:139:TRP:CD2	1:G:214:GLN:HA	2.56	0.40
1:G:197:TRP:HB3	1:G:204:TYR:CD1	2.56	0.40
2:H:26:HIS:ND1	2:H:26:HIS:N	2.69	0.40
2:H:149:THR:HA	2:H:160:MET:HE2	2.03	0.40

Continued on next page...

Continued from previous page...

Atom-1	Atom-2	Interatomic distance (Å)	Clash overlap (Å)
2:H:191:GLU:HG3	2:H:222:ARG:HB3	2.01	0.40
2:H:194:HIS:HB3	2:H:220:ILE:HG12	2.03	0.40
2:H:262:CYS:SG	3:I:247:ILE:CG2	3.09	0.40
3:I:49:ILE:HG21	3:I:125:LYS:HZ1	1.78	0.40
3:I:90:LEU:HA	3:I:90:LEU:HD23	1.90	0.40
3:I:234:TYR:CD1	3:I:410:LEU:HD13	2.57	0.40
3:I:411:LEU:O	3:I:415:MET:SD	2.79	0.40
4:J:51:THR:O	4:J:121:ALA:O	2.38	0.40
4:J:242:LEU:HD12	4:J:242:LEU:O	2.21	0.40
3:K:134:HIS:N	3:K:136:PRO:CD	2.84	0.40
1:L:128:CYS:O	1:L:130:ILE:N	2.54	0.40
1:L:186:TRP:HB3	1:L:215:ARG:HB2	2.03	0.40
1:L:277:VAL:N	1:L:278:PRO:CD	2.83	0.40
1:L:438:LEU:HD23	1:L:441:TYR:CG	2.56	0.40
2:M:137:PHE:C	2:M:138:PRO:O	2.59	0.40
2:M:147:LYS:HG2	2:M:214:ASP:OD2	2.21	0.40
2:M:264:LEU:HD11	2:M:306:CYS:C	2.41	0.40
3:N:181:TYR:CE1	3:N:203:TYR:HB3	2.49	0.40
3:N:402:VAL:HB	3:N:404:MET:HG2	2.03	0.40
3:N:407:ASP:HA	3:N:410:LEU:CD2	2.51	0.40
4:O:1:ASN:O	4:O:3:GLU:N	2.54	0.40
4:O:32:LEU:HD12	4:O:208:ILE:CD1	2.44	0.40
4:O:275:THR:O	4:O:279:VAL:CG2	2.65	0.40
3:P:380:LYS:CD	1:Q:408:ILE:HB	2.48	0.40
3:P:398:GLU:HA	3:P:401:TYR:CE1	2.56	0.40
1:Q:89:ASP:OD1	1:Q:89:ASP:N	2.52	0.40
1:Q:286:PHE:CE1	1:Q:457:ASP:OD1	2.74	0.40
1:Q:288:MET:O	1:Q:291:VAL:CG1	2.56	0.40
1:Q:438:LEU:HD23	1:Q:441:TYR:CG	2.56	0.40
2:R:13:ILE:HB	2:R:14:VAL:H	1.71	0.40
2:R:52:LEU:HD21	2:R:130:CYS:H	1.86	0.40
2:R:214:ASP:OD1	2:R:214:ASP:N	2.54	0.40
2:R:223:ARG:O	2:R:224:LYS:CB	2.68	0.40
2:R:455:ARG:HD2	2:R:455:ARG:N	2.34	0.40
3:S:244:THR:CG2	3:S:245:LEU:H	2.34	0.40
3:S:413:VAL:HG12	3:S:417:ILE:CG1	2.44	0.40
4:T:37:THR:HA	4:T:176:ASP:HB3	2.03	0.40
4:T:261:GLN:NE2	4:T:265:LEU:CG	2.81	0.40
4:T:287:ILE:HG13	4:T:291:PHE:CD2	2.56	0.40
4:T:423:ALA:C	4:T:425:SER:N	2.72	0.40
3:U:93:TYR:CD2	3:U:145:LYS:HD3	2.55	0.40

Continued on next page...

Continued from previous page...

Atom-1	Atom-2	Interatomic distance (Å)	Clash overlap (Å)
3:U:120:PRO:HA	3:U:121:PRO:HD3	1.66	0.40
3:U:148:ILE:N	3:U:158:ILE:HD12	2.36	0.40
3:U:242:LYS:HD3	1:V:312:HIS:CE1	2.53	0.40
3:U:305:THR:OG1	3:U:400:LYS:CB	2.69	0.40
1:V:100:PHE:CB	1:V:103:THR:HB	2.47	0.40
1:V:462:VAL:CB	1:V:463:PRO:HD3	2.46	0.40
2:W:17:TYR:CE2	2:W:19:LYS:HB2	2.57	0.40
2:W:245:LEU:CD1	3:X:297:ASN:HD21	2.34	0.40
2:W:277:ARG:NH2	3:X:262:GLU:OE2	2.53	0.40
3:X:160:PRO:HD3	3:X:185:LYS:HB2	1.99	0.40
3:X:166:ASP:CG	3:X:205:PHE:CD2	2.94	0.40
3:X:376:ILE:HG22	3:X:380:LYS:HZ1	1.85	0.40
3:X:398:GLU:HA	3:X:401:TYR:CE2	2.56	0.40
3:X:401:TYR:O	3:X:401:TYR:HD1	2.00	0.40
4:Y:103:TYR:HB3	4:Y:104:TYR:CE1	2.56	0.40
4:Y:138:TRP:CZ2	4:Y:215:GLN:NE2	2.88	0.40
3:Z:7:LEU:HB2	3:Z:8:VAL:H	1.67	0.40
3:Z:34:GLY:HA3	3:Z:161:GLU:HG2	2.03	0.40
3:Z:36:GLN:OE1	3:Z:37:LEU:O	2.39	0.40
3:Z:148:ILE:N	3:Z:158:ILE:HD12	2.36	0.40
3:Z:157:SER:HB2	3:Z:199:LEU:HD12	2.00	0.40
3:Z:243:MET:HE3	3:Z:244:THR:H	1.86	0.40
1:0:16:ASN:HA	1:0:17:PRO:HD2	1.73	0.40
1:0:248:LYS:O	1:0:249:MET:C	2.59	0.40
2:1:92:ILE:H	2:1:92:ILE:HG12	1.57	0.40
2:1:154:ASN:HA	2:1:212:TYR:H	1.85	0.40
3:2:35:LEU:CD2	3:2:164:ARG:NH1	2.64	0.40
3:2:227:PHE:O	3:2:227:PHE:CD1	2.72	0.40
3:2:234:TYR:CE1	3:2:410:LEU:HD12	2.56	0.40
3:2:248:SER:O	4:3:259:LEU:HD11	2.21	0.40
4:3:75:ASP:HA	4:3:111:ASN:HB3	2.03	0.40
4:3:76:LEU:HB3	3:Z:155:LYS:CE	2.49	0.40
4:3:235:LEU:O	4:3:238:LEU:CB	2.68	0.40
3:A:34:GLY:HA3	3:A:161:GLU:HG2	2.03	0.40
3:A:36:GLN:OE1	3:A:37:LEU:O	2.39	0.40
3:A:134:HIS:N	3:A:136:PRO:CD	2.84	0.40
3:A:146:LEU:N	3:A:201:ILE:O	2.48	0.40
3:A:148:ILE:N	3:A:158:ILE:HD12	2.37	0.40
1:B:135:PHE:HB2	1:B:279:ILE:CB	2.47	0.40
1:B:440:LEU:HA	1:B:443:PHE:HB2	2.03	0.40
1:B:459:SER:O	1:B:464:PRO:HD2	2.22	0.40

Continued on next page...

Continued from previous page...

Atom-1	Atom-2	Interatomic distance (Å)	Clash overlap (Å)
2:C:48:THR:HA	2:C:286:PRO:CG	2.51	0.40
2:C:194:HIS:HB3	2:C:220:ILE:HG12	2.03	0.40
2:C:279:PRO:HG2	2:C:280:GLU:H	1.85	0.40
3:D:106:THR:HG23	3:D:107:LYS:CE	2.51	0.40
3:D:132:VAL:HB	3:D:273:LEU:O	2.21	0.40
3:D:252:SER:CB	4:E:259:LEU:HD13	2.48	0.40
3:D:301:ARG:HH21	3:D:405:VAL:HB	1.84	0.40
3:D:431:ILE:O	3:D:434:SER:HB3	2.22	0.40
4:E:26:HIS:O	4:E:26:HIS:ND1	2.52	0.40
4:E:51:THR:O	4:E:121:ALA:O	2.38	0.40
4:E:75:ASP:HA	4:E:111:ASN:HB3	2.03	0.40
4:E:84:LEU:HD21	4:E:115:MET:CE	2.51	0.40
4:E:215:GLN:HG3	4:E:216:ARG:H	1.86	0.40
4:E:266:PHE:HA	4:E:269:ALA:CB	2.51	0.40
4:E:304:LEU:C	4:E:306:VAL:N	2.75	0.40
3:F:92:LEU:HD21	3:F:124:PHE:HE2	1.86	0.40
3:F:146:LEU:HD13	3:F:203:TYR:CE1	2.56	0.40
3:F:249:VAL:HA	1:G:257:LEU:HD21	2.04	0.40
1:G:57:ASN:HA	1:G:118:TRP:O	2.21	0.40
1:G:67:TRP:C	1:G:72:TYR:CB	2.89	0.40
1:G:160:HIS:HB2	1:G:195:LYS:NZ	2.35	0.40
1:G:223:TYR:C	1:G:226:VAL:HG22	2.38	0.40
1:G:466:ASN:N	1:G:467:PRO:CD	2.83	0.40
2:H:12:LEU:HB2	2:H:16:LYS:CB	2.51	0.40
2:H:80:LEU:HG	2:H:81:ARG:N	2.36	0.40
2:H:232:PHE:O	2:H:235:PRO:HD2	2.21	0.40
3:I:86:TRP:H	3:I:86:TRP:HE3	1.69	0.40
3:I:139:GLN:NE2	3:I:179:LYS:HG3	2.36	0.40
4:J:32:LEU:HD12	4:J:208:ILE:CD1	2.44	0.40
4:J:37:THR:HA	4:J:176:ASP:HB3	2.03	0.40
4:J:185:ILE:HG23	4:J:214:ILE:HG22	2.03	0.40
3:K:34:GLY:HA3	3:K:161:GLU:HG2	2.03	0.40
3:K:51:GLU:HG3	3:K:125:LYS:HD2	2.02	0.40
3:K:148:ILE:N	3:K:158:ILE:HD12	2.36	0.40
3:K:235:LEU:O	3:K:239:SER:O	2.39	0.40
1:L:128:CYS:SG	1:L:144:MET:CG	3.07	0.40
1:L:139:TRP:CD2	1:L:214:GLN:HA	2.57	0.40
1:L:144:MET:HE2	1:L:211:LEU:CD2	2.50	0.40
1:L:220:TYR:HB3	1:L:223:TYR:CZ	2.56	0.40
1:L:417:SER:HB2	1:L:421:PHE:CZ	2.55	0.40
1:L:460:HIS:O	1:L:464:PRO:CD	2.70	0.40

Continued on next page...

Continued from previous page...

Atom-1	Atom-2	Interatomic distance (Å)	Clash overlap (Å)
2:M:30:VAL:CG1	2:M:159:SER:HB3	2.50	0.40
2:M:77:ILE:O	2:M:79:ILE:N	2.54	0.40
2:M:84:PRO:CG	2:M:85:GLU:OE1	2.68	0.40
2:M:159:SER:C	2:M:213:GLN:HG3	2.40	0.40
2:M:232:PHE:O	2:M:235:PRO:HD2	2.21	0.40
2:M:309:VAL:O	2:M:313:HIS:N	2.47	0.40
3:N:132:VAL:HB	3:N:273:LEU:O	2.21	0.40
3:N:134:HIS:ND1	3:N:134:HIS:C	2.73	0.40
3:N:138:ASP:C	3:N:139:GLN:HG2	2.41	0.40
3:N:174:GLY:C	3:N:176:TRP:H	2.23	0.40
3:N:399:TRP:CE3	3:N:399:TRP:CA	3.05	0.40
3:N:402:VAL:O	3:N:404:MET:N	2.54	0.40
4:O:262:THR:CA	4:O:265:LEU:HD12	2.50	0.40
4:O:304:LEU:C	4:O:306:VAL:N	2.75	0.40
3:P:92:LEU:CB	3:P:95:ASN:HB2	2.51	0.40
3:P:102:ILE:HG21	1:Q:149:TYR:CD2	2.54	0.40
3:P:146:LEU:O	3:P:201:ILE:N	2.38	0.40
3:P:237:THR:HB	3:P:406:ILE:HG22	2.03	0.40
3:P:244:THR:HA	3:P:247:ILE:HB	2.04	0.40
1:Q:37:LEU:CD2	1:Q:179:ALA:O	2.68	0.40
1:Q:60:TRP:CZ3	1:Q:116:VAL:HB	2.57	0.40
1:Q:128:CYS:O	1:Q:130:ILE:N	2.54	0.40
1:Q:192:PRO:CD	1:Q:210:TYR:CB	2.95	0.40
1:Q:241:LEU:HB3	1:Q:248:LYS:CE	2.51	0.40
1:Q:247:GLU:CD	2:R:320:HIS:CE1	2.95	0.40
1:Q:248:LYS:O	1:Q:249:MET:C	2.59	0.40
2:R:56:VAL:HG23	2:R:124:ALA:HB3	2.04	0.40
2:R:113:ARG:HE	2:R:119:THR:HG23	1.87	0.40
2:R:135:LEU:O	2:R:138:PRO:HD2	2.22	0.40
2:R:446:TRP:HA	2:R:446:TRP:CE3	2.56	0.40
3:S:49:ILE:CD1	3:S:97:ASP:OD2	2.70	0.40
3:S:106:THR:HG23	3:S:107:LYS:CE	2.51	0.40
3:S:399:TRP:CE3	3:S:399:TRP:CA	3.05	0.40
4:T:84:LEU:HD21	4:T:115:MET:CE	2.51	0.40
4:T:233:SER:C	4:T:237:VAL:HG23	2.34	0.40
4:T:240:TYR:CD2	4:T:453:ILE:CB	3.04	0.40
4:T:313:THR:HB	4:T:441:LEU:HB3	2.02	0.40
3:U:117:MET:SD	3:U:119:THR:HG21	2.61	0.40
3:U:146:LEU:HD13	3:U:203:TYR:CE1	2.56	0.40
1:V:58:LEU:HD21	1:V:118:TRP:CE3	2.55	0.40
1:V:231:ILE:CG2	1:V:259:LEU:HD21	2.51	0.40

Continued on next page...

Continued from previous page...

Atom-1	Atom-2	Interatomic distance (Å)	Clash overlap (Å)
1:V:248:LYS:HB2	1:V:248:LYS:HE2	1.79	0.40
1:V:434:VAL:HG13	1:V:438:LEU:HD12	2.00	0.40
2:W:35:LEU:CD2	2:W:215:VAL:HG21	2.44	0.40
2:W:84:PRO:HG2	2:W:85:GLU:N	2.35	0.40
2:W:155:ALA:N	2:W:211:ASN:CA	2.79	0.40
3:X:132:VAL:HB	3:X:273:LEU:O	2.21	0.40
3:X:134:HIS:ND1	3:X:134:HIS:C	2.73	0.40
3:X:157:SER:HB2	3:X:199:LEU:HD11	2.03	0.40
3:X:212:LEU:O	3:X:216:VAL:HG22	2.17	0.40
3:X:234:TYR:CD1	3:X:410:LEU:HD13	2.57	0.40
3:X:395:ALA:HB1	3:X:399:TRP:CZ2	2.56	0.40
3:X:399:TRP:CE3	3:X:399:TRP:CA	3.05	0.40
3:X:431:ILE:O	3:X:434:SER:HB3	2.22	0.40
4:Y:22:LYS:NZ	4:Y:26:HIS:CD2	2.90	0.40
4:Y:172:ILE:HG23	4:Y:174:PRO:N	2.36	0.40
4:Y:215:GLN:HG3	4:Y:216:ARG:H	1.86	0.40
4:Y:255:ILE:HD11	4:Y:304:LEU:HD22	2.04	0.40
4:Y:299:ASN:CA	4:Y:302:ILE:HB	2.47	0.40
3:Z:244:THR:HA	3:Z:247:ILE:HB	2.04	0.40
3:Z:284:PHE:CZ	3:Z:424:SER:CB	3.05	0.40
1:0:197:TRP:HB3	1:0:204:TYR:CD1	2.56	0.40
1:0:241:LEU:HB3	1:0:248:LYS:CE	2.51	0.40
1:0:301:VAL:O	1:0:305:HIS:N	2.49	0.40
1:0:409:LYS:O	1:0:413:GLU:N	2.40	0.40
1:0:460:HIS:O	1:0:464:PRO:CD	2.70	0.40
2:1:8:ILE:CD1	2:1:69:TRP:CZ3	3.02	0.40
2:1:69:TRP:CB	2:1:73:GLU:CB	2.87	0.40
2:1:69:TRP:HB2	2:1:74:TYR:HB2	2.03	0.40
2:1:154:ASN:CB	2:1:211:ASN:HB2	2.52	0.40
2:1:245:LEU:CD1	3:2:297:ASN:HD21	2.34	0.40
2:1:289:GLY:CA	2:1:293:MET:CE	2.99	0.40
3:2:40:LEU:HD11	3:2:50:VAL:HG13	2.03	0.40
3:2:210:ILE:C	3:2:211:PRO:O	2.58	0.40
3:A:107:LYS:CE	1:B:150:THR:C	2.86	0.40
3:A:155:LYS:HD3	3:A:155:LYS:HA	1.66	0.40
3:A:237:THR:HB	3:A:406:ILE:HG22	2.03	0.40
3:A:291:VAL:CG1	3:A:295:VAL:HG21	2.40	0.40
1:B:92:LEU:N	1:B:92:LEU:HD23	2.37	0.40
1:B:160:HIS:HB2	1:B:195:LYS:NZ	2.35	0.40
1:B:247:GLU:CD	2:C:320:HIS:CE1	2.95	0.40
1:B:259:LEU:CD2	1:B:263:LEU:HD12	2.51	0.40

Continued on next page...

Continued from previous page...

Atom-1	Atom-2	Interatomic distance (Å)	Clash overlap (Å)
2:C:91:ASP:OD2	2:C:153:TYR:CE1	2.75	0.40
2:C:132:ILE:HG13	2:C:136:TYR:CE2	2.55	0.40
2:C:426:THR:HA	2:C:429:ILE:HG21	2.01	0.40
3:D:40:LEU:O	3:D:171:MET:HE2	2.22	0.40
3:D:138:ASP:C	3:D:139:GLN:CG	2.90	0.40
3:D:157:SER:CB	3:D:199:LEU:CD1	3.00	0.40
3:D:399:TRP:CE3	3:D:399:TRP:CA	3.05	0.40
3:D:402:VAL:HB	3:D:404:MET:HG2	2.03	0.40
4:E:172:ILE:HG23	4:E:174:PRO:N	2.36	0.40
4:E:264:PHE:O	4:E:268:ILE:HG22	2.22	0.40
3:F:56:LEU:HD12	3:F:90:LEU:CD1	2.51	0.40
3:F:148:ILE:O	3:F:148:ILE:HG23	2.21	0.40
3:F:187:TRP:HE1	3:F:196:THR:CG2	2.28	0.40
3:F:187:TRP:HD1	3:F:199:LEU:CD2	2.33	0.40
3:F:237:THR:HB	3:F:406:ILE:HG22	2.03	0.40
3:F:422:THR:HA	3:F:425:VAL:HG12	2.02	0.40
1:G:9:SER:O	1:G:10:VAL:C	2.60	0.40
1:G:60:TRP:CZ3	1:G:116:VAL:HB	2.57	0.40
1:G:90:ILE:HG23	1:G:147:LYS:CA	2.50	0.40
1:G:225:ILE:HG22	1:G:226:VAL:N	2.37	0.40
1:G:241:LEU:HD12	1:G:245:ALA:HB3	2.03	0.40
1:G:304:LEU:C	1:G:304:LEU:CD2	2.89	0.40
2:H:15:ASN:C	2:H:15:ASN:HD22	2.22	0.40
2:H:42:LEU:HD13	2:H:190:TRP:CZ2	2.44	0.40
2:H:75:SER:O	2:H:76:ASP:C	2.59	0.40
2:H:77:ILE:O	2:H:79:ILE:N	2.54	0.40
4:J:1:ASN:O	4:J:1:ASN:CG	2.58	0.40
4:J:75:ASP:HA	4:J:111:ASN:HB3	2.03	0.40
4:J:287:ILE:HG13	4:J:291:PHE:CD2	2.56	0.40
3:K:120:PRO:HA	3:K:121:PRO:HD3	1.67	0.40
3:K:207:MET:N	3:K:207:MET:SD	2.95	0.40
3:K:224:LEU:HG	3:K:225:PHE:H	1.81	0.40
3:K:251:LEU:HD11	4:O:256:SER:O	2.22	0.40
3:K:382:ILE:O	3:K:386:MET:HE3	2.20	0.40
3:K:432:GLU:O	3:K:436:GLU:CG	2.63	0.40
1:L:9:SER:O	1:L:10:VAL:C	2.60	0.40
1:L:75:ILE:HG22	2:M:27:ASN:CB	2.50	0.40
1:L:89:ASP:O	1:L:149:TYR:N	2.54	0.40
1:L:111:GLN:CD	1:L:115:ALA:HB3	2.42	0.40
1:L:226:VAL:C	1:L:230:LEU:HG	2.37	0.40
1:L:231:ILE:CG2	1:L:259:LEU:HD21	2.51	0.40

Continued on next page...

Continued from previous page...

Atom-1	Atom-2	Interatomic distance (Å)	Clash overlap (Å)
2:M:214:ASP:OD1	2:M:214:ASP:N	2.54	0.40
2:M:219:LEU:HG	2:M:221:ILE:CG2	2.52	0.40
2:M:269:VAL:HG13	2:M:270:PHE:CE1	2.56	0.40
2:M:296:MET:CE	2:M:296:MET:CA	2.88	0.40
3:N:15:TYR:OH	3:N:84:ASP:HB3	2.20	0.40
3:N:37:LEU:HA	3:N:54:VAL:HG13	2.02	0.40
3:N:234:TYR:CE1	3:N:410:LEU:HD12	2.56	0.40
3:N:234:TYR:CD1	3:N:410:LEU:HD13	2.57	0.40
4:O:22:LYS:NZ	4:O:26:HIS:CD2	2.90	0.40
4:O:39:LEU:CD2	4:O:183:TRP:HZ2	2.16	0.40
4:O:47:GLU:HB3	4:O:127:CYS:O	2.21	0.40
3:P:34:GLY:HA3	3:P:161:GLU:HG2	2.04	0.40
3:P:107:LYS:CE	1:Q:150:THR:C	2.86	0.40
3:P:298:THR:CA	3:P:301:ARG:HB3	2.36	0.40
3:P:305:THR:OG1	3:P:400:LYS:CB	2.69	0.40
3:P:410:LEU:HD13	3:P:414:PHE:CD2	2.46	0.40
1:Q:160:HIS:N	1:Q:195:LYS:NZ	2.48	0.40
1:Q:220:TYR:C	1:Q:222:VAL:N	2.72	0.40
1:Q:459:SER:O	1:Q:464:PRO:HD2	2.22	0.40
2:R:33:ILE:HD12	2:R:158:ILE:CG1	2.52	0.40
2:R:264:LEU:HD11	2:R:306:CYS:C	2.41	0.40
2:R:269:VAL:HG13	2:R:270:PHE:CE1	2.56	0.40
2:R:296:MET:HE2	2:R:299:VAL:HG21	2.01	0.40
3:S:132:VAL:HB	3:S:273:LEU:O	2.21	0.40
3:S:174:GLY:C	3:S:176:TRP:H	2.23	0.40
3:S:212:LEU:O	3:S:216:VAL:HG22	2.17	0.40
3:S:250:LEU:O	3:S:254:THR:CG2	2.63	0.40
3:S:254:THR:CG2	3:S:255:VAL:N	2.84	0.40
3:S:264:ILE:O	3:S:267:THR:CG2	2.70	0.40
3:S:431:ILE:O	3:S:434:SER:HB3	2.22	0.40
4:T:172:ILE:HG23	4:T:174:PRO:N	2.36	0.40
4:T:290:MET:O	4:T:294:LEU:N	2.49	0.40
4:T:418:ALA:O	4:T:421:PHE:HB2	2.22	0.40
3:U:114:GLY:O	3:U:115:LYS:C	2.60	0.40
3:U:148:ILE:O	3:U:148:ILE:HG23	2.21	0.40
3:U:242:LYS:HZ3	1:V:312:HIS:CE1	2.39	0.40
3:U:242:LYS:NZ	1:V:312:HIS:ND1	2.68	0.40
2:W:26:HIS:ND1	2:W:26:HIS:N	2.69	0.40
2:W:147:LYS:HG2	2:W:214:ASP:OD2	2.22	0.40
2:W:245:LEU:HD13	3:X:297:ASN:HD21	1.86	0.40
2:W:278:LEU:O	2:W:282:ALA:HB2	2.21	0.40

Continued on next page...

Continued from previous page...

Atom-1	Atom-2	Interatomic distance (Å)	Clash overlap (Å)
2:W:279:PRO:O	2:W:282:ALA:CB	2.62	0.40
2:W:310:LEU:HB3	2:W:314:PHE:HE2	1.87	0.40
3:X:174:GLY:C	3:X:176:TRP:H	2.23	0.40
3:X:250:LEU:HD23	3:X:253:LEU:HD11	2.04	0.40
3:X:254:THR:CG2	3:X:255:VAL:N	2.84	0.40
3:X:432:GLU:O	3:X:436:GLU:CD	2.60	0.40
4:Y:47:GLU:HB3	4:Y:127:CYS:O	2.21	0.40
4:Y:50:THR:HG23	4:Y:123:TYR:O	2.22	0.40
4:Y:59:TRP:CH2	4:Y:115:MET:CB	3.04	0.40
4:Y:145:PHE:O	4:Y:208:ILE:CG1	2.69	0.40
4:Y:266:PHE:HA	4:Y:269:ALA:CB	2.51	0.40
4:Y:287:ILE:HG13	4:Y:291:PHE:CD2	2.56	0.40
4:Y:313:THR:HB	4:Y:441:LEU:HB3	2.02	0.40
3:Z:21:PRO:HG3	3:Z:62:ASP:OD2	2.22	0.40
3:Z:207:MET:N	3:Z:207:MET:SD	2.95	0.40
3:Z:263:LEU:C	3:Z:265:PRO:HD2	2.41	0.40
3:Z:292:THR:O	3:Z:296:ILE:CG1	2.64	0.40
3:Z:385:HIS:ND1	3:Z:385:HIS:O	2.55	0.40
3:Z:416:LEU:HA	3:Z:419:ILE:CG2	2.51	0.40
1:0:89:ASP:O	1:0:149:TYR:N	2.54	0.40
1:0:128:CYS:O	1:0:130:ILE:N	2.55	0.40
1:0:459:SER:O	1:0:464:PRO:HD2	2.22	0.40
2:1:30:VAL:CG1	2:1:159:SER:HB3	2.50	0.40
2:1:33:ILE:HD12	2:1:158:ILE:CG1	2.52	0.40
2:1:180:ASP:CA	2:1:195:LYS:HG2	2.49	0.40
2:1:189:GLU:O	2:1:223:ARG:CG	2.35	0.40
2:1:193:ILE:HD11	2:1:222:ARG:HB2	2.03	0.40
2:1:278:LEU:O	2:1:282:ALA:HB2	2.21	0.40
3:2:419:ILE:CD1	3:2:420:ILE:CG2	2.92	0.40
4:3:103:TYR:HB3	4:3:104:TYR:CE1	2.56	0.40
3:A:128:CYS:SG	3:A:144:MET:HE2	2.61	0.40
3:A:244:THR:HA	3:A:247:ILE:HB	2.03	0.40
3:A:263:LEU:C	3:A:265:PRO:HD2	2.41	0.40
3:A:408:HIS:C	3:A:412:CYS:HG	2.25	0.40
1:B:186:TRP:CB	1:B:215:ARG:HA	2.51	0.40
1:B:297:LEU:HD23	1:B:297:LEU:C	2.41	0.40
1:B:438:LEU:HD23	1:B:441:TYR:CG	2.56	0.40
2:C:9:ASN:O	2:C:12:LEU:CG	2.55	0.40
2:C:193:ILE:CD1	2:C:222:ARG:HB2	2.52	0.40
2:C:286:PRO:O	2:C:286:PRO:HG2	2.21	0.40
2:C:310:LEU:HB3	2:C:314:PHE:HE2	1.87	0.40

Continued on next page...

Continued from previous page...

Atom-1	Atom-2	Interatomic distance (Å)	Clash overlap (Å)
3:D:15:TYR:OH	3:D:84:ASP:HB3	2.20	0.40
3:D:174:GLY:C	3:D:176:TRP:H	2.23	0.40
4:E:1:ASN:O	4:E:3:GLU:N	2.54	0.40
4:E:474:VAL:CB	4:E:475:PRO:CD	2.99	0.40
3:F:21:PRO:HG3	3:F:62:ASP:OD2	2.22	0.40
3:F:306:HIS:CB	4:J:250:LYS:HZ1	2.33	0.40
1:G:138:ASP:N	1:G:464:PRO:O	2.54	0.40
1:G:247:GLU:CD	2:H:320:HIS:CE1	2.95	0.40
1:G:286:PHE:CE1	1:G:457:ASP:OD1	2.74	0.40
2:H:6:ARG:O	2:H:9:ASN:HB3	2.22	0.40
2:H:13:ILE:HB	2:H:14:VAL:H	1.71	0.40
2:H:17:TYR:CE2	2:H:19:LYS:HB2	2.57	0.40
2:H:33:ILE:HD12	2:H:158:ILE:CG1	2.52	0.40
2:H:59:ASP:HA	2:H:121:LEU:HB3	2.03	0.40
2:H:110:VAL:HG22	2:H:120:TRP:CB	2.52	0.40
2:H:245:LEU:HD13	3:I:297:ASN:HD21	1.86	0.40
3:I:48:GLN:NE2	3:I:127:TYR:CZ	2.89	0.40
3:I:214:PHE:CZ	3:I:267:THR:HG21	2.56	0.40
3:I:395:ALA:HB1	3:I:399:TRP:CZ2	2.56	0.40
4:J:172:ILE:CG1	4:J:174:PRO:CG	2.99	0.40
4:J:255:ILE:HD11	4:J:304:LEU:HD22	2.04	0.40
3:K:131:ILE:HD11	3:K:140:GLN:NE2	2.37	0.40
3:K:233:PHE:CE2	3:K:413:VAL:HB	2.56	0.40
3:K:291:VAL:CG1	3:K:295:VAL:HG21	2.40	0.40
1:L:88:PRO:O	1:L:90:ILE:HG13	2.22	0.40
1:L:131:LYS:HE2	1:L:132:VAL:HG23	2.02	0.40
1:L:175:ILE:HG23	1:L:178:ASP:H	1.85	0.40
1:L:237:LEU:CD2	2:M:310:LEU:HG	2.51	0.40
1:L:286:PHE:CE1	1:L:457:ASP:OD1	2.74	0.40
2:M:17:TYR:CE2	2:M:19:LYS:HB2	2.57	0.40
2:M:256:LYS:O	2:M:260:ALA:HB2	2.21	0.40
2:M:267:GLN:HE21	2:M:267:GLN:HB2	1.50	0.40
3:N:49:ILE:CD1	3:N:97:ASP:OD2	2.70	0.40
3:N:138:ASP:C	3:N:139:GLN:CG	2.90	0.40
3:N:264:ILE:O	3:N:267:THR:CG2	2.70	0.40
3:N:431:ILE:O	3:N:434:SER:HB3	2.22	0.40
4:O:91:LEU:HA	4:O:145:PHE:HA	2.03	0.40
4:O:242:LEU:HD12	4:O:242:LEU:O	2.21	0.40
4:O:435:GLU:O	4:O:436:ASN:C	2.59	0.40
3:P:56:LEU:HD13	3:P:58:GLN:CG	2.52	0.40
3:P:146:LEU:HD13	3:P:203:TYR:CE1	2.56	0.40

Continued on next page...

Continued from previous page...

Atom-1	Atom-2	Interatomic distance (Å)	Clash overlap (Å)
3:P:148:ILE:CG2	3:P:148:ILE:O	2.69	0.40
3:P:385:HIS:ND1	3:P:385:HIS:O	2.55	0.40
3:P:387:LYS:HG2	3:P:387:LYS:H	1.44	0.40
1:Q:26:GLY:O	1:Q:28:LYS:CD	2.70	0.40
1:Q:88:PRO:O	1:Q:90:ILE:HG13	2.22	0.40
1:Q:92:LEU:N	1:Q:92:LEU:HD23	2.37	0.40
1:Q:236:ILE:O	1:Q:240:TYR:CB	2.61	0.40
1:Q:270:VAL:N	1:Q:271:PRO:HD2	2.36	0.40
1:Q:304:LEU:C	1:Q:304:LEU:CD2	2.89	0.40
2:R:48:THR:HA	2:R:286:PRO:CG	2.51	0.40
2:R:48:THR:OG1	2:R:286:PRO:HD3	2.22	0.40
2:R:219:LEU:HG	2:R:221:ILE:CG2	2.52	0.40
3:S:68:ASN:CB	3:S:69:PRO:HD2	2.49	0.40
4:T:213:ILE:O	4:T:213:ILE:CG2	2.70	0.40
3:U:237:THR:HB	3:U:406:ILE:HG22	2.03	0.40
3:U:247:ILE:HG22	3:U:248:SER:N	2.34	0.40
3:U:291:VAL:O	3:U:295:VAL:N	2.42	0.40
1:V:160:HIS:H	1:V:195:LYS:HZ1	1.54	0.40
1:V:297:LEU:HD23	1:V:297:LEU:C	2.41	0.40
1:V:406:GLU:CA	1:V:409:LYS:HD2	2.22	0.40
2:W:13:ILE:CB	2:W:86:LEU:HD22	2.45	0.40
2:W:48:THR:HA	2:W:286:PRO:CG	2.51	0.40
2:W:48:THR:OG1	2:W:286:PRO:HD3	2.22	0.40
2:W:91:ASP:OD2	2:W:153:TYR:CE1	2.75	0.40
3:X:40:LEU:O	3:X:171:MET:HE2	2.21	0.40
3:X:49:ILE:CD1	3:X:97:ASP:OD2	2.70	0.40
3:X:264:ILE:O	3:X:267:THR:CG2	2.70	0.40
3:X:402:VAL:HB	3:X:404:MET:HG2	2.03	0.40
4:Y:27:VAL:CG1	4:Y:154:GLU:CA	2.80	0.40
4:Y:126:THR:O	4:Y:126:THR:HG22	2.22	0.40
4:Y:172:ILE:CG1	4:Y:174:PRO:CG	2.99	0.40
4:Y:261:GLN:NE2	4:Y:265:LEU:CG	2.81	0.40
4:Y:418:ALA:O	4:Y:421:PHE:HB2	2.22	0.40
3:Z:153:GLY:HA2	3:Z:156:VAL:O	2.22	0.40
3:Z:157:SER:HB2	3:Z:199:LEU:HD11	2.02	0.40
1:0:26:GLY:O	1:0:28:LYS:CD	2.70	0.40
1:0:409:LYS:HE2	2:1:423:ILE:CG2	2.50	0.40
2:1:114:PRO:CG	2:1:115:ASN:N	2.85	0.40
2:1:262:CYS:SG	3:2:247:ILE:CG2	3.09	0.40
2:1:289:GLY:HA3	2:1:293:MET:HE1	2.04	0.40
3:2:135:PHE:O	3:2:136:PRO:O	2.39	0.40

Continued on next page...

Continued from previous page...

Atom-1	Atom-2	Interatomic distance (Å)	Clash overlap (Å)
3:2:402:VAL:HB	3:2:404:MET:HG2	2.03	0.40
4:3:133:TYR:HD1	4:3:139:GLN:H	1.69	0.40
4:3:172:ILE:HG23	4:3:174:PRO:N	2.36	0.40
4:3:276:SER:O	4:3:280:PRO:O	2.39	0.40
4:3:285:TYR:OH	4:3:471:LEU:HG	2.22	0.40
3:A:106:THR:HG23	1:B:150:THR:CG2	2.52	0.40
3:A:432:GLU:HG3	3:A:436:GLU:CG	2.50	0.40
1:B:9:SER:O	1:B:10:VAL:C	2.60	0.40
1:B:75:ILE:HG22	2:C:27:ASN:CB	2.50	0.40
1:B:139:TRP:CD2	1:B:214:GLN:HA	2.56	0.40
2:C:92:ILE:H	2:C:92:ILE:HG12	1.58	0.40
2:C:147:LYS:HG2	2:C:214:ASP:OD2	2.21	0.40
2:C:192:ILE:CD1	2:C:221:ILE:HG22	2.51	0.40
2:C:230:ILE:CD1	2:C:231:ASN:ND2	2.85	0.40
2:C:232:PHE:O	2:C:235:PRO:HD2	2.21	0.40
2:C:277:ARG:NH2	3:D:262:GLU:OE2	2.53	0.40
2:C:295:ILE:O	2:C:299:VAL:CG2	2.68	0.40
3:D:35:LEU:CD1	3:D:54:VAL:CB	3.00	0.40
3:D:135:PHE:O	3:D:136:PRO:O	2.39	0.40
3:D:167:LEU:HA	3:D:170:PHE:CB	2.49	0.40
3:D:416:LEU:O	3:D:420:ILE:HG12	2.22	0.40
4:E:91:LEU:HA	4:E:145:PHE:HA	2.03	0.40
4:E:255:ILE:HD11	4:E:304:LEU:HD22	2.04	0.40
4:E:266:PHE:CZ	4:E:270:GLN:HB3	2.56	0.40
4:E:313:THR:HB	4:E:441:LEU:HB3	2.02	0.40
3:F:48:GLN:O	3:F:48:GLN:HG3	2.22	0.40
3:F:114:GLY:O	3:F:115:LYS:C	2.60	0.40
3:F:207:MET:SD	3:F:207:MET:N	2.95	0.40
3:F:291:VAL:O	3:F:295:VAL:N	2.42	0.40
3:F:293:VAL:O	3:F:297:ASN:CB	2.64	0.40
3:F:410:LEU:HD13	3:F:410:LEU:C	2.42	0.40
1:G:26:GLY:O	1:G:28:LYS:CD	2.70	0.40
1:G:231:ILE:CG2	1:G:259:LEU:HD21	2.51	0.40
2:H:48:THR:OG1	2:H:286:PRO:HD3	2.22	0.40
2:H:60:HIS:HE1	2:H:160:MET:SD	2.44	0.40
2:H:87:ILE:HG23	2:H:118:VAL:HG11	2.02	0.40
2:H:113:ARG:HE	2:H:119:THR:HG23	1.87	0.40
2:H:192:ILE:CD1	2:H:221:ILE:HG22	2.50	0.40
2:H:273:LEU:HA	2:H:276:GLN:CB	2.51	0.40
2:H:274:THR:HA	2:H:277:ARG:NH1	2.37	0.40
2:H:310:LEU:HB3	2:H:314:PHE:HE2	1.87	0.40

Continued on next page...

Continued from previous page...

Atom-1	Atom-2	Interatomic distance (Å)	Clash overlap (Å)
3:I:35:LEU:CD1	3:I:54:VAL:CB	3.00	0.40
3:I:80:LEU:HB2	3:I:108:LEU:CD2	2.52	0.40
3:I:236:PRO:CB	3:I:299:HIS:NE2	2.82	0.40
3:I:252:SER:CB	4:J:259:LEU:HD13	2.48	0.40
3:I:398:GLU:HA	3:I:401:TYR:CE2	2.56	0.40
3:I:432:GLU:O	3:I:436:GLU:CD	2.60	0.40
4:J:262:THR:CA	4:J:265:LEU:HD12	2.50	0.40
3:K:18:VAL:HG12	3:K:18:VAL:O	2.21	0.40
3:K:79:ARG:HD3	3:K:107:LYS:CD	2.43	0.40
3:K:146:LEU:O	3:K:201:ILE:N	2.38	0.40
3:K:251:LEU:CG	4:O:260:ALA:CB	3.00	0.40
2:M:33:ILE:HD12	2:M:158:ILE:CG1	2.51	0.40
2:M:135:LEU:O	2:M:138:PRO:HD2	2.22	0.40
2:M:193:ILE:HD11	2:M:222:ARG:HB2	2.03	0.40
2:M:279:PRO:O	2:M:283:LEU:N	2.42	0.40
3:N:248:SER:O	4:O:259:LEU:HD11	2.21	0.40
3:N:432:GLU:O	3:N:436:GLU:CD	2.60	0.40
4:O:50:THR:HG23	4:O:123:TYR:O	2.22	0.40
4:O:172:ILE:HG23	4:O:174:PRO:N	2.36	0.40
4:O:222:ILE:CG2	4:O:223:ILE:N	2.85	0.40
4:O:264:PHE:O	4:O:268:ILE:HG22	2.22	0.40
4:O:418:ALA:O	4:O:421:PHE:HB2	2.22	0.40
3:P:242:LYS:NZ	1:Q:312:HIS:ND1	2.68	0.40
3:P:250:LEU:HD11	3:P:296:ILE:CG2	2.37	0.40
1:Q:139:TRP:CD2	1:Q:214:GLN:HA	2.56	0.40
1:Q:284:LEU:O	1:Q:288:MET:N	2.53	0.40
2:R:17:TYR:CE2	2:R:19:LYS:HB2	2.57	0.40
2:R:24:VAL:HG13	2:R:31:VAL:N	2.35	0.40
2:R:87:ILE:HG23	2:R:118:VAL:HG11	2.02	0.40
2:R:147:LYS:HG2	2:R:214:ASP:OD2	2.21	0.40
2:R:278:LEU:O	2:R:282:ALA:HB2	2.21	0.40
3:S:248:SER:O	4:T:259:LEU:HD11	2.21	0.40
3:S:402:VAL:C	3:S:404:MET:H	2.24	0.40
4:T:1:ASN:O	4:T:1:ASN:CG	2.58	0.40
4:T:50:THR:HG23	4:T:123:TYR:O	2.22	0.40
4:T:91:LEU:HA	4:T:145:PHE:HA	2.03	0.40
4:T:94:ASN:O	4:T:95:VAL:C	2.60	0.40
4:T:264:PHE:O	4:T:268:ILE:HG22	2.22	0.40
4:T:303:VAL:CG1	4:T:304:LEU:N	2.84	0.40
3:U:34:GLY:HA3	3:U:161:GLU:HG2	2.03	0.40
3:U:293:VAL:O	3:U:297:ASN:CB	2.63	0.40

Continued on next page...

Continued from previous page...

Atom-1	Atom-2	Interatomic distance (Å)	Clash overlap (Å)
1:V:88:PRO:O	1:V:90:ILE:HG13	2.22	0.40
2:W:69:TRP:HB2	2:W:74:TYR:HB2	2.03	0.40
3:X:35:LEU:CD1	3:X:54:VAL:CB	3.00	0.40
3:X:85:VAL:HG13	3:X:86:TRP:N	2.36	0.40
3:X:138:ASP:C	3:X:139:GLN:CG	2.90	0.40
3:X:263:LEU:CD1	4:Y:266:PHE:CZ	2.90	0.40
4:Y:74:ILE:C	4:Y:76:LEU:N	2.71	0.40
4:Y:94:ASN:O	4:Y:95:VAL:C	2.60	0.40
4:Y:129:ILE:N	4:Y:139:GLN:OE1	2.50	0.40
4:Y:145:PHE:O	4:Y:208:ILE:CD1	2.68	0.40
4:Y:191:LYS:NZ	4:Y:211:PHE:CZ	2.83	0.40
4:Y:264:PHE:O	4:Y:268:ILE:HG22	2.22	0.40
4:Y:303:VAL:CG1	4:Y:304:LEU:N	2.84	0.40
3:Z:92:LEU:HD21	3:Z:124:PHE:HE2	1.86	0.40
3:Z:92:LEU:CB	3:Z:95:ASN:HB2	2.51	0.40
3:Z:134:HIS:N	3:Z:136:PRO:CD	2.84	0.40
3:Z:146:LEU:O	3:Z:201:ILE:N	2.38	0.40
3:Z:287:SER:C	3:Z:289:ILE:N	2.71	0.40
3:Z:296:ILE:HD13	3:Z:296:ILE:H	1.87	0.40

There are no symmetry-related clashes.

5.3 Torsion angles [i](#)

5.3.1 Protein backbone [i](#)

In the following table, the Percentiles column shows the percent Ramachandran outliers of the chain as a percentile score with respect to all PDB entries followed by that with respect to all EM entries.

The Analysed column shows the number of residues for which the backbone conformation was analysed, and the total number of residues.

Mol	Chain	Analysed	Favoured	Allowed	Outliers	Percentiles
1	0	364/493 (74%)	274 (75%)	58 (16%)	32 (9%)	1 11
1	B	364/493 (74%)	274 (75%)	58 (16%)	32 (9%)	1 11
1	G	364/493 (74%)	273 (75%)	59 (16%)	32 (9%)	1 11
1	L	364/493 (74%)	273 (75%)	59 (16%)	32 (9%)	1 11
1	Q	364/493 (74%)	274 (75%)	58 (16%)	32 (9%)	1 11

Continued on next page...

Continued from previous page...

Mol	Chain	Analysed	Favoured	Allowed	Outliers	Percentiles	
1	V	364/493 (74%)	274 (75%)	58 (16%)	32 (9%)	1	11
2	1	364/522 (70%)	289 (79%)	57 (16%)	18 (5%)	2	20
2	C	364/522 (70%)	289 (79%)	57 (16%)	18 (5%)	2	20
2	H	364/522 (70%)	288 (79%)	58 (16%)	18 (5%)	2	20
2	M	364/522 (70%)	288 (79%)	58 (16%)	18 (5%)	2	20
2	R	364/522 (70%)	288 (79%)	58 (16%)	18 (5%)	2	20
2	W	364/522 (70%)	289 (79%)	57 (16%)	18 (5%)	2	20
3	2	366/461 (79%)	294 (80%)	41 (11%)	31 (8%)	1	12
3	A	366/461 (79%)	288 (79%)	50 (14%)	28 (8%)	1	13
3	D	366/461 (79%)	294 (80%)	41 (11%)	31 (8%)	1	12
3	F	366/461 (79%)	288 (79%)	50 (14%)	28 (8%)	1	13
3	I	366/461 (79%)	294 (80%)	41 (11%)	31 (8%)	1	12
3	K	366/461 (79%)	289 (79%)	48 (13%)	29 (8%)	1	13
3	N	366/461 (79%)	293 (80%)	42 (12%)	31 (8%)	1	12
3	P	366/461 (79%)	289 (79%)	49 (13%)	28 (8%)	1	13
3	S	366/461 (79%)	294 (80%)	41 (11%)	31 (8%)	1	12
3	U	366/461 (79%)	288 (79%)	50 (14%)	28 (8%)	1	13
3	X	366/461 (79%)	294 (80%)	41 (11%)	31 (8%)	1	12
3	Z	366/461 (79%)	289 (79%)	48 (13%)	29 (8%)	1	13
4	3	365/505 (72%)	281 (77%)	58 (16%)	26 (7%)	1	14
4	E	365/505 (72%)	281 (77%)	58 (16%)	26 (7%)	1	14
4	J	365/505 (72%)	281 (77%)	58 (16%)	26 (7%)	1	14
4	O	365/505 (72%)	281 (77%)	58 (16%)	26 (7%)	1	14
4	T	365/505 (72%)	281 (77%)	58 (16%)	26 (7%)	1	14
4	Y	365/505 (72%)	281 (77%)	58 (16%)	26 (7%)	1	14
All	All	10950/14652 (75%)	8553 (78%)	1585 (14%)	812 (7%)	2	14

All (812) Ramachandran outliers are listed below:

Mol	Chain	Res	Type
1	0	2	VAL
1	0	68	ASP
1	0	82	SER

Continued on next page...

Continued from previous page...

Mol	Chain	Res	Type
1	0	95	ASN
1	0	131	LYS
1	0	139	TRP
1	0	156	VAL
1	0	282	SER
1	0	307	ARG
1	0	432	ALA
2	1	2	ASN
2	1	13	ILE
2	1	131	PRO
2	1	212	TYR
2	1	224	LYS
2	1	253	SER
2	1	310	LEU
3	2	2	GLU
3	2	27	HIS
3	2	30	ASP
3	2	76	LYS
3	2	102	ILE
3	2	131	ILE
3	2	136	PRO
3	2	198	TYR
3	2	282	MET
3	2	301	ARG
4	3	27	VAL
4	3	82	GLU
4	3	110	TYR
4	3	128	PRO
4	3	133	TYR
4	3	152	ALA
4	3	217	LYS
3	A	2	GLU
3	A	27	HIS
3	A	76	LYS
3	A	83	ASP
3	A	102	ILE
3	A	131	ILE
3	A	139	GLN
3	A	282	MET
3	A	301	ARG
1	B	2	VAL
1	B	68	ASP

Continued on next page...

Continued from previous page...

Mol	Chain	Res	Type
1	B	82	SER
1	B	95	ASN
1	B	131	LYS
1	B	139	TRP
1	B	156	VAL
1	B	282	SER
1	B	307	ARG
1	B	432	ALA
2	C	2	ASN
2	C	13	ILE
2	C	131	PRO
2	C	212	TYR
2	C	224	LYS
2	C	253	SER
2	C	310	LEU
3	D	2	GLU
3	D	27	HIS
3	D	30	ASP
3	D	76	LYS
3	D	102	ILE
3	D	131	ILE
3	D	136	PRO
3	D	198	TYR
3	D	282	MET
3	D	301	ARG
4	E	27	VAL
4	E	82	GLU
4	E	110	TYR
4	E	128	PRO
4	E	133	TYR
4	E	152	ALA
4	E	217	LYS
3	F	2	GLU
3	F	27	HIS
3	F	76	LYS
3	F	83	ASP
3	F	102	ILE
3	F	131	ILE
3	F	139	GLN
3	F	282	MET
3	F	301	ARG
1	G	2	VAL

Continued on next page...

Continued from previous page...

Mol	Chain	Res	Type
1	G	68	ASP
1	G	82	SER
1	G	95	ASN
1	G	131	LYS
1	G	139	TRP
1	G	156	VAL
1	G	282	SER
1	G	307	ARG
1	G	432	ALA
2	H	2	ASN
2	H	13	ILE
2	H	131	PRO
2	H	212	TYR
2	H	224	LYS
2	H	253	SER
2	H	310	LEU
3	I	2	GLU
3	I	27	HIS
3	I	30	ASP
3	I	76	LYS
3	I	102	ILE
3	I	131	ILE
3	I	136	PRO
3	I	198	TYR
3	I	282	MET
3	I	301	ARG
4	J	27	VAL
4	J	82	GLU
4	J	110	TYR
4	J	128	PRO
4	J	133	TYR
4	J	152	ALA
4	J	217	LYS
3	K	2	GLU
3	K	27	HIS
3	K	76	LYS
3	K	83	ASP
3	K	102	ILE
3	K	131	ILE
3	K	139	GLN
3	K	282	MET
3	K	301	ARG

Continued on next page...

Continued from previous page...

Mol	Chain	Res	Type
1	L	2	VAL
1	L	68	ASP
1	L	82	SER
1	L	95	ASN
1	L	131	LYS
1	L	139	TRP
1	L	156	VAL
1	L	282	SER
1	L	307	ARG
1	L	432	ALA
2	M	2	ASN
2	M	13	ILE
2	M	131	PRO
2	M	212	TYR
2	M	224	LYS
2	M	253	SER
2	M	310	LEU
3	N	2	GLU
3	N	27	HIS
3	N	30	ASP
3	N	76	LYS
3	N	102	ILE
3	N	131	ILE
3	N	136	PRO
3	N	198	TYR
3	N	282	MET
3	N	301	ARG
4	O	27	VAL
4	O	82	GLU
4	O	110	TYR
4	O	128	PRO
4	O	133	TYR
4	O	152	ALA
4	O	217	LYS
3	P	2	GLU
3	P	27	HIS
3	P	76	LYS
3	P	83	ASP
3	P	102	ILE
3	P	131	ILE
3	P	139	GLN
3	P	282	MET

Continued on next page...

Continued from previous page...

Mol	Chain	Res	Type
3	P	301	ARG
1	Q	2	VAL
1	Q	68	ASP
1	Q	82	SER
1	Q	95	ASN
1	Q	131	LYS
1	Q	139	TRP
1	Q	156	VAL
1	Q	282	SER
1	Q	307	ARG
1	Q	432	ALA
2	R	2	ASN
2	R	13	ILE
2	R	131	PRO
2	R	212	TYR
2	R	224	LYS
2	R	253	SER
2	R	310	LEU
3	S	2	GLU
3	S	27	HIS
3	S	30	ASP
3	S	76	LYS
3	S	102	ILE
3	S	131	ILE
3	S	136	PRO
3	S	198	TYR
3	S	282	MET
3	S	301	ARG
4	T	27	VAL
4	T	82	GLU
4	T	110	TYR
4	T	128	PRO
4	T	133	TYR
4	T	152	ALA
4	T	217	LYS
3	U	2	GLU
3	U	27	HIS
3	U	76	LYS
3	U	83	ASP
3	U	102	ILE
3	U	131	ILE
3	U	139	GLN

Continued on next page...

Continued from previous page...

Mol	Chain	Res	Type
3	U	282	MET
3	U	301	ARG
1	V	2	VAL
1	V	68	ASP
1	V	82	SER
1	V	95	ASN
1	V	131	LYS
1	V	139	TRP
1	V	156	VAL
1	V	282	SER
1	V	307	ARG
1	V	432	ALA
2	W	2	ASN
2	W	13	ILE
2	W	131	PRO
2	W	212	TYR
2	W	224	LYS
2	W	253	SER
2	W	310	LEU
3	X	2	GLU
3	X	27	HIS
3	X	30	ASP
3	X	76	LYS
3	X	102	ILE
3	X	131	ILE
3	X	136	PRO
3	X	198	TYR
3	X	282	MET
3	X	301	ARG
4	Y	27	VAL
4	Y	82	GLU
4	Y	110	TYR
4	Y	128	PRO
4	Y	133	TYR
4	Y	152	ALA
4	Y	217	LYS
3	Z	2	GLU
3	Z	27	HIS
3	Z	76	LYS
3	Z	83	ASP
3	Z	102	ILE
3	Z	131	ILE

Continued on next page...

Continued from previous page...

Mol	Chain	Res	Type
3	Z	139	GLN
3	Z	198	TYR
3	Z	282	MET
3	Z	301	ARG
1	0	76	LYS
1	0	99	SER
1	0	249	MET
1	0	275	LEU
1	0	279	ILE
2	1	12	LEU
2	1	30	VAL
2	1	78	SER
2	1	434	LYS
3	2	75	ILE
3	2	139	GLN
3	2	241	GLU
3	2	276	LYS
3	2	426	PHE
4	3	81	SER
4	3	95	VAL
4	3	438	ASN
4	3	443	GLY
3	A	4	GLU
3	A	63	VAL
3	A	75	ILE
3	A	93	TYR
3	A	198	TYR
3	A	426	PHE
1	B	76	LYS
1	B	99	SER
1	B	249	MET
1	B	275	LEU
1	B	279	ILE
2	C	12	LEU
2	C	30	VAL
2	C	78	SER
2	C	434	LYS
3	D	75	ILE
3	D	139	GLN
3	D	241	GLU
3	D	276	LYS
3	D	426	PHE

Continued on next page...

Continued from previous page...

Mol	Chain	Res	Type
4	E	81	SER
4	E	95	VAL
4	E	438	ASN
4	E	443	GLY
3	F	4	GLU
3	F	63	VAL
3	F	75	ILE
3	F	93	TYR
3	F	198	TYR
3	F	426	PHE
1	G	76	LYS
1	G	99	SER
1	G	249	MET
1	G	275	LEU
1	G	279	ILE
2	H	12	LEU
2	H	30	VAL
2	H	78	SER
2	H	434	LYS
3	I	75	ILE
3	I	139	GLN
3	I	241	GLU
3	I	276	LYS
3	I	426	PHE
4	J	81	SER
4	J	95	VAL
4	J	438	ASN
4	J	443	GLY
3	K	4	GLU
3	K	63	VAL
3	K	75	ILE
3	K	93	TYR
3	K	198	TYR
3	K	426	PHE
1	L	76	LYS
1	L	99	SER
1	L	249	MET
1	L	275	LEU
1	L	279	ILE
2	M	12	LEU
2	M	30	VAL
2	M	78	SER

Continued on next page...

Continued from previous page...

Mol	Chain	Res	Type
2	M	434	LYS
3	N	75	ILE
3	N	139	GLN
3	N	241	GLU
3	N	276	LYS
3	N	426	PHE
4	O	81	SER
4	O	95	VAL
4	O	438	ASN
4	O	443	GLY
3	P	4	GLU
3	P	63	VAL
3	P	75	ILE
3	P	93	TYR
3	P	198	TYR
3	P	426	PHE
1	Q	76	LYS
1	Q	99	SER
1	Q	249	MET
1	Q	275	LEU
1	Q	279	ILE
2	R	12	LEU
2	R	30	VAL
2	R	78	SER
2	R	434	LYS
3	S	75	ILE
3	S	139	GLN
3	S	241	GLU
3	S	276	LYS
3	S	426	PHE
4	T	81	SER
4	T	95	VAL
4	T	438	ASN
4	T	443	GLY
3	U	4	GLU
3	U	63	VAL
3	U	75	ILE
3	U	93	TYR
3	U	198	TYR
3	U	426	PHE
1	V	76	LYS
1	V	99	SER

Continued on next page...

Continued from previous page...

Mol	Chain	Res	Type
1	V	249	MET
1	V	275	LEU
1	V	279	ILE
2	W	12	LEU
2	W	30	VAL
2	W	78	SER
2	W	434	LYS
3	X	75	ILE
3	X	139	GLN
3	X	241	GLU
3	X	276	LYS
3	X	426	PHE
4	Y	81	SER
4	Y	95	VAL
4	Y	438	ASN
4	Y	443	GLY
3	Z	4	GLU
3	Z	63	VAL
3	Z	75	ILE
3	Z	93	TYR
3	Z	426	PHE
1	0	107	ASN
2	1	107	PHE
2	1	142	GLN
2	1	257	MET
3	2	93	TYR
3	2	403	ALA
4	3	16	LYS
4	3	75	ASP
4	3	129	ILE
4	3	280	PRO
3	A	13	GLU
3	A	21	PRO
3	A	26	THR
3	A	82	SER
3	A	97	ASP
3	A	105	MET
3	A	292	THR
1	B	107	ASN
2	C	107	PHE
2	C	142	GLN
2	C	257	MET

Continued on next page...

Continued from previous page...

Mol	Chain	Res	Type
3	D	93	TYR
3	D	403	ALA
4	E	16	LYS
4	E	75	ASP
4	E	129	ILE
4	E	280	PRO
3	F	13	GLU
3	F	21	PRO
3	F	26	THR
3	F	82	SER
3	F	97	ASP
3	F	105	MET
3	F	292	THR
1	G	107	ASN
2	H	107	PHE
2	H	142	GLN
2	H	257	MET
3	I	93	TYR
3	I	403	ALA
4	J	16	LYS
4	J	75	ASP
4	J	129	ILE
4	J	280	PRO
3	K	13	GLU
3	K	21	PRO
3	K	26	THR
3	K	82	SER
3	K	97	ASP
3	K	105	MET
3	K	292	THR
1	L	107	ASN
2	M	107	PHE
2	M	142	GLN
2	M	257	MET
3	N	93	TYR
4	O	16	LYS
4	O	75	ASP
4	O	129	ILE
4	O	280	PRO
3	P	13	GLU
3	P	21	PRO
3	P	26	THR

Continued on next page...

Continued from previous page...

Mol	Chain	Res	Type
3	P	82	SER
3	P	97	ASP
3	P	105	MET
3	P	292	THR
1	Q	107	ASN
2	R	107	PHE
2	R	142	GLN
2	R	257	MET
3	S	93	TYR
3	S	403	ALA
4	T	16	LYS
4	T	75	ASP
4	T	129	ILE
4	T	280	PRO
3	U	13	GLU
3	U	21	PRO
3	U	26	THR
3	U	82	SER
3	U	97	ASP
3	U	105	MET
3	U	292	THR
1	V	107	ASN
2	W	107	PHE
2	W	142	GLN
2	W	257	MET
3	X	93	TYR
4	Y	16	LYS
4	Y	75	ASP
4	Y	129	ILE
4	Y	280	PRO
3	Z	13	GLU
3	Z	21	PRO
3	Z	26	THR
3	Z	82	SER
3	Z	97	ASP
3	Z	105	MET
3	Z	292	THR
1	0	89	ASP
1	0	102	ILE
1	0	147	LYS
1	0	153	THR
1	0	247	GLU

Continued on next page...

Continued from previous page...

Mol	Chain	Res	Type
3	2	4	GLU
3	2	24	HIS
3	2	64	ARG
3	2	436	GLU
4	3	101	VAL
4	3	135	PRO
4	3	265	LEU
4	3	454	ALA
1	B	89	ASP
1	B	102	ILE
1	B	147	LYS
1	B	153	THR
1	B	247	GLU
3	D	4	GLU
3	D	24	HIS
3	D	64	ARG
3	D	436	GLU
4	E	2	GLU
4	E	101	VAL
4	E	135	PRO
4	E	249	GLN
4	E	265	LEU
4	E	454	ALA
1	G	89	ASP
1	G	102	ILE
1	G	147	LYS
1	G	153	THR
1	G	247	GLU
3	I	4	GLU
3	I	24	HIS
3	I	64	ARG
3	I	436	GLU
4	J	2	GLU
4	J	101	VAL
4	J	135	PRO
4	J	249	GLN
4	J	265	LEU
4	J	454	ALA
1	L	89	ASP
1	L	102	ILE
1	L	147	LYS
1	L	153	THR

Continued on next page...

Continued from previous page...

Mol	Chain	Res	Type
1	L	247	GLU
3	N	4	GLU
3	N	24	HIS
3	N	64	ARG
3	N	403	ALA
3	N	436	GLU
4	O	101	VAL
4	O	135	PRO
4	O	249	GLN
4	O	265	LEU
4	O	454	ALA
1	Q	89	ASP
1	Q	102	ILE
1	Q	147	LYS
1	Q	153	THR
1	Q	247	GLU
3	S	4	GLU
3	S	24	HIS
3	S	64	ARG
3	S	436	GLU
4	T	101	VAL
4	T	135	PRO
4	T	249	GLN
4	T	265	LEU
4	T	454	ALA
1	V	89	ASP
1	V	102	ILE
1	V	147	LYS
1	V	153	THR
1	V	247	GLU
3	X	4	GLU
3	X	24	HIS
3	X	64	ARG
3	X	403	ALA
3	X	436	GLU
4	Y	2	GLU
4	Y	101	VAL
4	Y	135	PRO
4	Y	249	GLN
4	Y	265	LEU
4	Y	454	ALA
1	0	21	PRO

Continued on next page...

Continued from previous page...

Mol	Chain	Res	Type
1	0	150	THR
1	0	415	LEU
2	1	137	PHE
3	2	68	ASN
3	2	71	ASP
3	2	210	ILE
3	2	252	SER
4	3	2	GLU
4	3	132	THR
4	3	203	ILE
4	3	249	GLN
4	3	271	LYS
3	A	210	ILE
3	A	303	PRO
1	B	21	PRO
1	B	150	THR
1	B	415	LEU
2	C	137	PHE
3	D	68	ASN
3	D	71	ASP
3	D	210	ILE
3	D	252	SER
4	E	132	THR
4	E	203	ILE
4	E	271	LYS
3	F	210	ILE
3	F	303	PRO
1	G	21	PRO
1	G	150	THR
1	G	415	LEU
2	H	137	PHE
3	I	68	ASN
3	I	71	ASP
3	I	210	ILE
3	I	252	SER
4	J	132	THR
4	J	203	ILE
4	J	271	LYS
3	K	210	ILE
3	K	303	PRO
1	L	21	PRO
1	L	150	THR

Continued on next page...

Continued from previous page...

Mol	Chain	Res	Type
1	L	415	LEU
2	M	137	PHE
3	N	68	ASN
3	N	71	ASP
3	N	210	ILE
3	N	252	SER
4	O	2	GLU
4	O	132	THR
4	O	203	ILE
4	O	271	LYS
3	P	210	ILE
3	P	303	PRO
1	Q	21	PRO
1	Q	150	THR
1	Q	415	LEU
2	R	137	PHE
3	S	68	ASN
3	S	71	ASP
3	S	210	ILE
3	S	252	SER
4	T	2	GLU
4	T	132	THR
4	T	203	ILE
4	T	271	LYS
3	U	210	ILE
3	U	303	PRO
1	V	21	PRO
1	V	150	THR
1	V	415	LEU
2	W	137	PHE
3	X	68	ASN
3	X	71	ASP
3	X	210	ILE
3	X	239	SER
3	X	252	SER
4	Y	132	THR
4	Y	203	ILE
4	Y	271	LYS
3	Z	210	ILE
3	Z	303	PRO
1	0	88	PRO
1	0	135	PHE

Continued on next page...

Continued from previous page...

Mol	Chain	Res	Type
1	0	227	PRO
1	0	445	THR
3	2	239	SER
3	2	303	PRO
1	B	88	PRO
1	B	135	PHE
1	B	227	PRO
1	B	445	THR
3	D	239	SER
3	D	303	PRO
1	G	88	PRO
1	G	135	PHE
1	G	227	PRO
1	G	445	THR
3	I	239	SER
3	I	303	PRO
3	K	71	ASP
1	L	88	PRO
1	L	135	PHE
1	L	227	PRO
1	L	445	THR
3	N	239	SER
3	N	303	PRO
1	Q	88	PRO
1	Q	135	PHE
1	Q	227	PRO
1	Q	445	THR
3	S	239	SER
3	S	303	PRO
1	V	88	PRO
1	V	135	PHE
1	V	227	PRO
1	V	445	THR
3	X	303	PRO
3	Z	71	ASP
1	0	120	PRO
3	2	135	PHE
3	A	135	PHE
1	B	120	PRO
3	D	135	PHE
1	G	120	PRO
3	I	135	PHE

Continued on next page...

Continued from previous page...

Mol	Chain	Res	Type
1	L	120	PRO
3	N	135	PHE
1	Q	120	PRO
3	S	135	PHE
1	V	120	PRO
3	X	135	PHE
2	1	453	ILE
3	2	114	GLY
3	2	211	PRO
3	A	130	ILE
3	A	293	VAL
2	C	453	ILE
3	D	114	GLY
3	D	211	PRO
3	F	130	ILE
3	F	135	PHE
3	F	293	VAL
2	H	453	ILE
3	I	114	GLY
3	I	211	PRO
3	K	130	ILE
3	K	135	PHE
3	K	293	VAL
2	M	453	ILE
3	N	114	GLY
3	N	211	PRO
3	P	130	ILE
3	P	135	PHE
3	P	293	VAL
2	R	453	ILE
3	S	114	GLY
3	U	130	ILE
3	U	135	PHE
3	U	293	VAL
2	W	453	ILE
3	X	114	GLY
3	Z	130	ILE
3	Z	135	PHE
3	Z	293	VAL
1	0	75	ILE
2	1	83	ARG
2	1	449	VAL

Continued on next page...

Continued from previous page...

Mol	Chain	Res	Type
4	3	134	PHE
1	B	75	ILE
2	C	83	ARG
2	C	449	VAL
4	E	134	PHE
1	G	75	ILE
2	H	83	ARG
2	H	449	VAL
4	J	134	PHE
1	L	75	ILE
2	M	83	ARG
2	M	449	VAL
4	O	134	PHE
1	Q	75	ILE
2	R	83	ARG
2	R	449	VAL
3	S	211	PRO
4	T	134	PHE
1	V	75	ILE
2	W	83	ARG
2	W	449	VAL
3	X	211	PRO
4	Y	134	PHE
1	0	132	VAL
3	2	69	PRO
4	3	80	PRO
3	A	69	PRO
1	B	132	VAL
3	D	69	PRO
4	E	80	PRO
3	F	69	PRO
1	G	132	VAL
3	I	69	PRO
4	J	80	PRO
3	K	69	PRO
1	L	132	VAL
3	N	69	PRO
4	O	80	PRO
3	P	69	PRO
1	Q	132	VAL
3	S	69	PRO
4	T	80	PRO

Continued on next page...

Continued from previous page...

Mol	Chain	Res	Type
3	U	69	PRO
1	V	132	VAL
3	X	69	PRO
4	Y	80	PRO
3	Z	69	PRO
1	0	54	VAL
1	B	54	VAL
1	G	54	VAL
1	L	54	VAL
1	Q	54	VAL
1	V	54	VAL

5.3.2 Protein sidechains [i](#)

In the following table, the Percentiles column shows the percent sidechain outliers of the chain as a percentile score with respect to all PDB entries followed by that with respect to all EM entries.

The Analysed column shows the number of residues for which the sidechain conformation was analysed, and the total number of residues.

Mol	Chain	Analysed	Rotameric	Outliers	Percentiles	
1	0	340/449 (76%)	262 (77%)	78 (23%)	1	4
1	B	340/449 (76%)	262 (77%)	78 (23%)	1	4
1	G	340/449 (76%)	263 (77%)	77 (23%)	1	5
1	L	340/449 (76%)	262 (77%)	78 (23%)	1	4
1	Q	340/449 (76%)	262 (77%)	78 (23%)	1	4
1	V	340/449 (76%)	262 (77%)	78 (23%)	1	4
2	1	335/475 (70%)	244 (73%)	91 (27%)	0	3
2	C	335/475 (70%)	243 (72%)	92 (28%)	0	3
2	H	335/475 (70%)	244 (73%)	91 (27%)	0	3
2	M	335/475 (70%)	244 (73%)	91 (27%)	0	3
2	R	335/475 (70%)	243 (72%)	92 (28%)	0	3
2	W	335/475 (70%)	243 (72%)	92 (28%)	0	3
3	2	343/427 (80%)	258 (75%)	85 (25%)	0	3
3	A	343/427 (80%)	248 (72%)	95 (28%)	0	3
3	D	343/427 (80%)	258 (75%)	85 (25%)	0	3

Continued on next page...

Continued from previous page...

Mol	Chain	Analysed	Rotameric	Outliers	Percentiles	
3	F	343/427 (80%)	248 (72%)	95 (28%)	0	3
3	I	343/427 (80%)	258 (75%)	85 (25%)	0	3
3	K	343/427 (80%)	248 (72%)	95 (28%)	0	3
3	N	343/427 (80%)	258 (75%)	85 (25%)	0	3
3	P	343/427 (80%)	248 (72%)	95 (28%)	0	3
3	S	343/427 (80%)	258 (75%)	85 (25%)	0	3
3	U	343/427 (80%)	248 (72%)	95 (28%)	0	3
3	X	343/427 (80%)	258 (75%)	85 (25%)	0	3
3	Z	343/427 (80%)	248 (72%)	95 (28%)	0	3
4	3	337/463 (73%)	249 (74%)	88 (26%)	0	3
4	E	337/463 (73%)	249 (74%)	88 (26%)	0	3
4	J	337/463 (73%)	250 (74%)	87 (26%)	0	3
4	O	337/463 (73%)	249 (74%)	88 (26%)	0	3
4	T	337/463 (73%)	249 (74%)	88 (26%)	0	3
4	Y	337/463 (73%)	249 (74%)	88 (26%)	0	3
All	All	10188/13446 (76%)	7565 (74%)	2623 (26%)	2	3

All (2623) residues with a non-rotameric sidechain are listed below:

Mol	Chain	Res	Type
1	0	15	TYR
1	0	16	ASN
1	0	18	LYS
1	0	19	VAL
1	0	20	ARG
1	0	23	GLN
1	0	29	VAL
1	0	31	VAL
1	0	32	ARG
1	0	33	VAL
1	0	37	LEU
1	0	41	LEU
1	0	42	ILE
1	0	43	LEU
1	0	45	GLU
1	0	55	PHE
1	0	58	LEU

Continued on next page...

Continued from previous page...

Mol	Chain	Res	Type
1	0	63	TYR
1	0	64	ARG
1	0	68	ASP
1	0	73	GLU
1	0	79	SER
1	0	82	SER
1	0	95	ASN
1	0	97	ASP
1	0	107	ASN
1	0	117	SER
1	0	119	HIS
1	0	128	CYS
1	0	133	MET
1	0	134	TYR
1	0	135	PHE
1	0	138	ASP
1	0	145	VAL
1	0	149	TYR
1	0	158	LEU
1	0	159	GLN
1	0	160	HIS
1	0	181	THR
1	0	182	GLU
1	0	196	ASN
1	0	198	ARG
1	0	213	ILE
1	0	216	LYS
1	0	220	TYR
1	0	221	ILE
1	0	225	ILE
1	0	236	ILE
1	0	237	LEU
1	0	240	TYR
1	0	248	LYS
1	0	251	LEU
1	0	253	ILE
1	0	261	VAL
1	0	263	LEU
1	0	265	LEU
1	0	269	LYS
1	0	280	ILE
1	0	281	ILE

Continued on next page...

Continued from previous page...

Mol	Chain	Res	Type
1	0	283	TYR
1	0	284	LEU
1	0	288	MET
1	0	291	VAL
1	0	294	SER
1	0	307	ARG
1	0	311	THR
1	0	403	GLU
1	0	429	GLN
1	0	436	ASP
1	0	437	ARG
1	0	439	PHE
1	0	440	LEU
1	0	442	ILE
1	0	443	PHE
1	0	447	CYS
1	0	461	ASN
1	0	462	VAL
1	0	463	PRO
2	1	3	GLU
2	1	7	LEU
2	1	13	ILE
2	1	15	ASN
2	1	22	ARG
2	1	25	LYS
2	1	28	ASN
2	1	30	VAL
2	1	41	ASN
2	1	43	ILE
2	1	45	LEU
2	1	50	GLU
2	1	52	LEU
2	1	54	THR
2	1	55	ASN
2	1	60	HIS
2	1	63	TYR
2	1	65	HIS
2	1	66	ARG
2	1	69	TRP
2	1	91	ASP
2	1	92	ILE
2	1	96	ASN

Continued on next page...

Continued from previous page...

Mol	Chain	Res	Type
2	1	102	TYR
2	1	104	VAL
2	1	106	TYR
2	1	107	PHE
2	1	114	PRO
2	1	115	ASN
2	1	121	LEU
2	1	130	CYS
2	1	140	ASP
2	1	144	CYS
2	1	147	LYS
2	1	148	PHE
2	1	149	THR
2	1	158	ILE
2	1	160	MET
2	1	162	LEU
2	1	199	LYS
2	1	200	ASN
2	1	202	TYR
2	1	206	PHE
2	1	211	ASN
2	1	214	ASP
2	1	222	ARG
2	1	228	TYR
2	1	229	VAL
2	1	233	ILE
2	1	241	PHE
2	1	242	LEU
2	1	249	LEU
2	1	259	THR
2	1	264	LEU
2	1	267	GLN
2	1	271	LEU
2	1	272	LEU
2	1	274	THR
2	1	276	GLN
2	1	278	LEU
2	1	279	PRO
2	1	280	GLU
2	1	291	TYR
2	1	293	MET
2	1	296	MET

Continued on next page...

Continued from previous page...

Mol	Chain	Res	Type
2	1	297	SER
2	1	299	VAL
2	1	302	VAL
2	1	310	LEU
2	1	311	ASN
2	1	312	PHE
2	1	315	ARG
2	1	319	THR
2	1	423	ILE
2	1	428	TYR
2	1	429	ILE
2	1	430	VAL
2	1	432	GLN
2	1	442	GLU
2	1	446	TRP
2	1	451	GLN
2	1	455	ARG
2	1	458	MET
2	1	460	ILE
2	1	465	MET
2	1	467	LEU
2	1	471	PHE
2	1	475	MET
2	1	478	PHE
2	1	479	ASN
2	1	480	ARG
3	2	3	HIS
3	2	16	ASN
3	2	20	ARG
3	2	23	GLU
3	2	25	HIS
3	2	30	ASP
3	2	40	LEU
3	2	41	ILE
3	2	46	VAL
3	2	54	VAL
3	2	55	ARG
3	2	60	TRP
3	2	66	ARG
3	2	67	TRP
3	2	72	TYR
3	2	76	LYS

Continued on next page...

Continued from previous page...

Mol	Chain	Res	Type
3	2	80	LEU
3	2	85	VAL
3	2	86	TRP
3	2	91	VAL
3	2	92	LEU
3	2	94	ASN
3	2	105	MET
3	2	107	LYS
3	2	108	LEU
3	2	110	LEU
3	2	112	TYR
3	2	116	ILE
3	2	118	TRP
3	2	120	PRO
3	2	126	SER
3	2	130	ILE
3	2	135	PHE
3	2	142	CYS
3	2	143	THR
3	2	145	LYS
3	2	149	TRP
3	2	152	ASP
3	2	154	THR
3	2	156	VAL
3	2	164	ARG
3	2	170	PHE
3	2	177	VAL
3	2	180	ASP
3	2	185	LYS
3	2	188	VAL
3	2	193	CYS
3	2	198	TYR
3	2	200	ASP
3	2	202	THR
3	2	203	TYR
3	2	207	MET
3	2	216	VAL
3	2	219	ILE
3	2	225	PHE
3	2	226	SER
3	2	227	PHE
3	2	230	VAL

Continued on next page...

Continued from previous page...

Mol	Chain	Res	Type
3	2	237	THR
3	2	238	ASP
3	2	243	MET
3	2	244	THR
3	2	247	ILE
3	2	250	LEU
3	2	252	SER
3	2	253	LEU
3	2	265	PRO
3	2	273	LEU
3	2	278	MET
3	2	281	THR
3	2	285	VAL
3	2	303	PRO
3	2	377	GLU
3	2	387	LYS
3	2	394	ASN
3	2	399	TRP
3	2	400	LYS
3	2	406	ILE
3	2	407	ASP
3	2	409	ILE
3	2	414	PHE
3	2	418	CYS
3	2	422	THR
3	2	426	PHE
3	2	435	GLN
4	3	5	ARG
4	3	13	ASP
4	3	15	ASP
4	3	17	ARG
4	3	18	ILE
4	3	23	THR
4	3	29	ASP
4	3	31	THR
4	3	44	GLU
4	3	49	LEU
4	3	52	ASN
4	3	55	ILE
4	3	60	ASN
4	3	62	TYR
4	3	63	ARG

Continued on next page...

Continued from previous page...

Mol	Chain	Res	Type
4	3	66	TRP
4	3	67	ASN
4	3	70	GLU
4	3	71	TYR
4	3	74	ILE
4	3	75	ASP
4	3	80	PRO
4	3	82	GLU
4	3	84	LEU
4	3	89	VAL
4	3	104	TYR
4	3	106	ASN
4	3	116	TYR
4	3	118	LEU
4	3	122	ILE
4	3	123	TYR
4	3	124	ARG
4	3	125	SER
4	3	127	CYS
4	3	128	PRO
4	3	129	ILE
4	3	133	TYR
4	3	138	TRP
4	3	140	ASN
4	3	143	LEU
4	3	147	SER
4	3	148	GLN
4	3	151	ASN
4	3	156	ASN
4	3	158	GLN
4	3	162	GLU
4	3	163	GLU
4	3	177	PHE
4	3	179	GLU
4	3	184	THR
4	3	195	ASN
4	3	198	LEU
4	3	204	ASP
4	3	214	ILE
4	3	217	LYS
4	3	221	TYR
4	3	225	ILE

Continued on next page...

Continued from previous page...

Mol	Chain	Res	Type
4	3	231	LEU
4	3	232	ILE
4	3	235	LEU
4	3	239	VAL
4	3	242	LEU
4	3	252	THR
4	3	253	LEU
4	3	263	ILE
4	3	268	ILE
4	3	270	GLN
4	3	271	LYS
4	3	279	VAL
4	3	284	LYS
4	3	286	LEU
4	3	287	ILE
4	3	291	PHE
4	3	294	LEU
4	3	296	ILE
4	3	297	VAL
4	3	301	VAL
4	3	303	VAL
4	3	308	LEU
4	3	309	ARG
4	3	310	THR
4	3	439	TRP
4	3	444	LYS
4	3	452	TRP
4	3	456	LEU
4	3	465	ILE
4	3	472	ASN
4	3	473	GLN
3	A	6	ARG
3	A	12	LEU
3	A	20	ARG
3	A	24	HIS
3	A	25	HIS
3	A	29	VAL
3	A	30	ASP
3	A	36	GLN
3	A	46	VAL
3	A	56	LEU
3	A	61	ILE

Continued on next page...

Continued from previous page...

Mol	Chain	Res	Type
3	A	63	VAL
3	A	66	ARG
3	A	68	ASN
3	A	72	TYR
3	A	75	ILE
3	A	79	ARG
3	A	87	LEU
3	A	92	LEU
3	A	94	ASN
3	A	95	ASN
3	A	100	PHE
3	A	103	VAL
3	A	105	MET
3	A	107	LYS
3	A	108	LEU
3	A	111	ASP
3	A	112	TYR
3	A	116	ILE
3	A	124	PHE
3	A	125	LYS
3	A	126	SER
3	A	129	GLU
3	A	130	ILE
3	A	132	VAL
3	A	137	PHE
3	A	139	GLN
3	A	142	CYS
3	A	144	MET
3	A	145	LYS
3	A	149	TRP
3	A	161	GLU
3	A	164	ARG
3	A	180	ASP
3	A	181	TYR
3	A	185	LYS
3	A	193	CYS
3	A	195	ASP
3	A	198	TYR
3	A	200	ASP
3	A	207	MET
3	A	210	ILE
3	A	218	VAL

Continued on next page...

Continued from previous page...

Mol	Chain	Res	Type
3	A	224	LEU
3	A	225	PHE
3	A	238	ASP
3	A	243	MET
3	A	246	SER
3	A	247	ILE
3	A	254	THR
3	A	255	VAL
3	A	257	LEU
3	A	265	PRO
3	A	266	SER
3	A	268	SER
3	A	273	LEU
3	A	278	MET
3	A	279	LEU
3	A	282	MET
3	A	289	ILE
3	A	290	ILE
3	A	292	THR
3	A	293	VAL
3	A	296	ILE
3	A	297	ASN
3	A	298	THR
3	A	303	PRO
3	A	305	THR
3	A	306	HIS
3	A	376	ILE
3	A	382	ILE
3	A	387	LYS
3	A	389	ASP
3	A	399	TRP
3	A	401	TYR
3	A	402	VAL
3	A	409	ILE
3	A	410	LEU
3	A	414	PHE
3	A	415	MET
3	A	419	ILE
3	A	425	VAL
3	A	426	PHE
3	A	430	LEU
3	A	434	SER

Continued on next page...

Continued from previous page...

Mol	Chain	Res	Type
1	B	15	TYR
1	B	16	ASN
1	B	18	LYS
1	B	19	VAL
1	B	20	ARG
1	B	23	GLN
1	B	29	VAL
1	B	31	VAL
1	B	32	ARG
1	B	33	VAL
1	B	37	LEU
1	B	41	LEU
1	B	42	ILE
1	B	43	LEU
1	B	45	GLU
1	B	55	PHE
1	B	58	LEU
1	B	63	TYR
1	B	64	ARG
1	B	68	ASP
1	B	73	GLU
1	B	79	SER
1	B	82	SER
1	B	95	ASN
1	B	97	ASP
1	B	107	ASN
1	B	117	SER
1	B	119	HIS
1	B	128	CYS
1	B	133	MET
1	B	134	TYR
1	B	135	PHE
1	B	138	ASP
1	B	145	VAL
1	B	149	TYR
1	B	158	LEU
1	B	159	GLN
1	B	160	HIS
1	B	181	THR
1	B	182	GLU
1	B	196	ASN
1	B	198	ARG

Continued on next page...

Continued from previous page...

Mol	Chain	Res	Type
1	B	213	ILE
1	B	216	LYS
1	B	220	TYR
1	B	221	ILE
1	B	225	ILE
1	B	236	ILE
1	B	237	LEU
1	B	240	TYR
1	B	248	LYS
1	B	251	LEU
1	B	253	ILE
1	B	261	VAL
1	B	263	LEU
1	B	265	LEU
1	B	269	LYS
1	B	280	ILE
1	B	281	ILE
1	B	283	TYR
1	B	284	LEU
1	B	288	MET
1	B	291	VAL
1	B	294	SER
1	B	307	ARG
1	B	311	THR
1	B	403	GLU
1	B	429	GLN
1	B	436	ASP
1	B	437	ARG
1	B	439	PHE
1	B	440	LEU
1	B	442	ILE
1	B	443	PHE
1	B	447	CYS
1	B	461	ASN
1	B	462	VAL
1	B	463	PRO
2	C	3	GLU
2	C	7	LEU
2	C	13	ILE
2	C	15	ASN
2	C	22	ARG
2	C	25	LYS

Continued on next page...

Continued from previous page...

Mol	Chain	Res	Type
2	C	28	ASN
2	C	30	VAL
2	C	41	ASN
2	C	43	ILE
2	C	45	LEU
2	C	50	GLU
2	C	52	LEU
2	C	54	THR
2	C	55	ASN
2	C	60	HIS
2	C	63	TYR
2	C	65	HIS
2	C	66	ARG
2	C	69	TRP
2	C	91	ASP
2	C	92	ILE
2	C	96	ASN
2	C	102	TYR
2	C	104	VAL
2	C	106	TYR
2	C	107	PHE
2	C	114	PRO
2	C	115	ASN
2	C	121	LEU
2	C	130	CYS
2	C	140	ASP
2	C	144	CYS
2	C	147	LYS
2	C	148	PHE
2	C	149	THR
2	C	158	ILE
2	C	160	MET
2	C	162	LEU
2	C	199	LYS
2	C	200	ASN
2	C	202	TYR
2	C	206	PHE
2	C	211	ASN
2	C	214	ASP
2	C	222	ARG
2	C	228	TYR
2	C	229	VAL

Continued on next page...

Continued from previous page...

Mol	Chain	Res	Type
2	C	233	ILE
2	C	241	PHE
2	C	242	LEU
2	C	249	LEU
2	C	259	THR
2	C	264	LEU
2	C	267	GLN
2	C	270	PHE
2	C	271	LEU
2	C	272	LEU
2	C	274	THR
2	C	276	GLN
2	C	278	LEU
2	C	279	PRO
2	C	280	GLU
2	C	291	TYR
2	C	293	MET
2	C	296	MET
2	C	297	SER
2	C	299	VAL
2	C	302	VAL
2	C	310	LEU
2	C	311	ASN
2	C	312	PHE
2	C	315	ARG
2	C	319	THR
2	C	423	ILE
2	C	428	TYR
2	C	429	ILE
2	C	430	VAL
2	C	432	GLN
2	C	442	GLU
2	C	446	TRP
2	C	451	GLN
2	C	455	ARG
2	C	458	MET
2	C	460	ILE
2	C	465	MET
2	C	467	LEU
2	C	471	PHE
2	C	475	MET
2	C	478	PHE

Continued on next page...

Continued from previous page...

Mol	Chain	Res	Type
2	C	479	ASN
2	C	480	ARG
3	D	3	HIS
3	D	16	ASN
3	D	20	ARG
3	D	23	GLU
3	D	25	HIS
3	D	30	ASP
3	D	40	LEU
3	D	41	ILE
3	D	46	VAL
3	D	54	VAL
3	D	55	ARG
3	D	60	TRP
3	D	66	ARG
3	D	67	TRP
3	D	72	TYR
3	D	76	LYS
3	D	80	LEU
3	D	85	VAL
3	D	86	TRP
3	D	91	VAL
3	D	92	LEU
3	D	94	ASN
3	D	105	MET
3	D	107	LYS
3	D	108	LEU
3	D	110	LEU
3	D	112	TYR
3	D	116	ILE
3	D	118	TRP
3	D	120	PRO
3	D	126	SER
3	D	130	ILE
3	D	135	PHE
3	D	142	CYS
3	D	143	THR
3	D	145	LYS
3	D	149	TRP
3	D	152	ASP
3	D	154	THR
3	D	156	VAL

Continued on next page...

Continued from previous page...

Mol	Chain	Res	Type
3	D	164	ARG
3	D	170	PHE
3	D	177	VAL
3	D	180	ASP
3	D	185	LYS
3	D	188	VAL
3	D	193	CYS
3	D	198	TYR
3	D	200	ASP
3	D	202	THR
3	D	203	TYR
3	D	207	MET
3	D	216	VAL
3	D	219	ILE
3	D	225	PHE
3	D	226	SER
3	D	227	PHE
3	D	230	VAL
3	D	237	THR
3	D	238	ASP
3	D	243	MET
3	D	244	THR
3	D	247	ILE
3	D	250	LEU
3	D	252	SER
3	D	253	LEU
3	D	265	PRO
3	D	273	LEU
3	D	278	MET
3	D	281	THR
3	D	285	VAL
3	D	303	PRO
3	D	377	GLU
3	D	387	LYS
3	D	394	ASN
3	D	399	TRP
3	D	400	LYS
3	D	406	ILE
3	D	407	ASP
3	D	409	ILE
3	D	414	PHE
3	D	418	CYS

Continued on next page...

Continued from previous page...

Mol	Chain	Res	Type
3	D	422	THR
3	D	426	PHE
3	D	435	GLN
4	E	5	ARG
4	E	13	ASP
4	E	15	ASP
4	E	17	ARG
4	E	18	ILE
4	E	23	THR
4	E	29	ASP
4	E	31	THR
4	E	44	GLU
4	E	49	LEU
4	E	52	ASN
4	E	55	ILE
4	E	60	ASN
4	E	62	TYR
4	E	63	ARG
4	E	66	TRP
4	E	67	ASN
4	E	70	GLU
4	E	71	TYR
4	E	74	ILE
4	E	75	ASP
4	E	80	PRO
4	E	82	GLU
4	E	84	LEU
4	E	89	VAL
4	E	104	TYR
4	E	106	ASN
4	E	116	TYR
4	E	118	LEU
4	E	122	ILE
4	E	123	TYR
4	E	124	ARG
4	E	125	SER
4	E	127	CYS
4	E	128	PRO
4	E	129	ILE
4	E	133	TYR
4	E	138	TRP
4	E	140	ASN

Continued on next page...

Continued from previous page...

Mol	Chain	Res	Type
4	E	143	LEU
4	E	147	SER
4	E	148	GLN
4	E	151	ASN
4	E	156	ASN
4	E	158	GLN
4	E	162	GLU
4	E	163	GLU
4	E	177	PHE
4	E	179	GLU
4	E	184	THR
4	E	195	ASN
4	E	198	LEU
4	E	204	ASP
4	E	214	ILE
4	E	217	LYS
4	E	221	TYR
4	E	225	ILE
4	E	231	LEU
4	E	232	ILE
4	E	235	LEU
4	E	239	VAL
4	E	242	LEU
4	E	252	THR
4	E	253	LEU
4	E	263	ILE
4	E	268	ILE
4	E	270	GLN
4	E	271	LYS
4	E	279	VAL
4	E	284	LYS
4	E	286	LEU
4	E	287	ILE
4	E	291	PHE
4	E	294	LEU
4	E	296	ILE
4	E	297	VAL
4	E	301	VAL
4	E	303	VAL
4	E	308	LEU
4	E	309	ARG
4	E	310	THR

Continued on next page...

Continued from previous page...

Mol	Chain	Res	Type
4	E	439	TRP
4	E	444	LYS
4	E	452	TRP
4	E	456	LEU
4	E	465	ILE
4	E	472	ASN
4	E	473	GLN
3	F	6	ARG
3	F	12	LEU
3	F	20	ARG
3	F	24	HIS
3	F	25	HIS
3	F	29	VAL
3	F	30	ASP
3	F	36	GLN
3	F	46	VAL
3	F	56	LEU
3	F	61	ILE
3	F	63	VAL
3	F	66	ARG
3	F	68	ASN
3	F	72	TYR
3	F	75	ILE
3	F	79	ARG
3	F	87	LEU
3	F	92	LEU
3	F	94	ASN
3	F	95	ASN
3	F	100	PHE
3	F	103	VAL
3	F	105	MET
3	F	107	LYS
3	F	108	LEU
3	F	111	ASP
3	F	112	TYR
3	F	116	ILE
3	F	124	PHE
3	F	125	LYS
3	F	126	SER
3	F	129	GLU
3	F	130	ILE
3	F	132	VAL

Continued on next page...

Continued from previous page...

Mol	Chain	Res	Type
3	F	137	PHE
3	F	139	GLN
3	F	142	CYS
3	F	144	MET
3	F	145	LYS
3	F	149	TRP
3	F	161	GLU
3	F	164	ARG
3	F	180	ASP
3	F	181	TYR
3	F	185	LYS
3	F	193	CYS
3	F	195	ASP
3	F	198	TYR
3	F	200	ASP
3	F	207	MET
3	F	210	ILE
3	F	218	VAL
3	F	224	LEU
3	F	225	PHE
3	F	238	ASP
3	F	243	MET
3	F	246	SER
3	F	247	ILE
3	F	254	THR
3	F	255	VAL
3	F	257	LEU
3	F	265	PRO
3	F	266	SER
3	F	268	SER
3	F	273	LEU
3	F	278	MET
3	F	279	LEU
3	F	282	MET
3	F	289	ILE
3	F	290	ILE
3	F	292	THR
3	F	293	VAL
3	F	296	ILE
3	F	297	ASN
3	F	298	THR
3	F	303	PRO

Continued on next page...

Continued from previous page...

Mol	Chain	Res	Type
3	F	305	THR
3	F	306	HIS
3	F	376	ILE
3	F	382	ILE
3	F	387	LYS
3	F	389	ASP
3	F	399	TRP
3	F	401	TYR
3	F	402	VAL
3	F	409	ILE
3	F	410	LEU
3	F	414	PHE
3	F	415	MET
3	F	419	ILE
3	F	425	VAL
3	F	426	PHE
3	F	430	LEU
3	F	434	SER
1	G	15	TYR
1	G	16	ASN
1	G	18	LYS
1	G	19	VAL
1	G	20	ARG
1	G	23	GLN
1	G	29	VAL
1	G	31	VAL
1	G	32	ARG
1	G	33	VAL
1	G	37	LEU
1	G	41	LEU
1	G	42	ILE
1	G	43	LEU
1	G	45	GLU
1	G	55	PHE
1	G	58	LEU
1	G	64	ARG
1	G	68	ASP
1	G	73	GLU
1	G	79	SER
1	G	82	SER
1	G	95	ASN
1	G	97	ASP

Continued on next page...

Continued from previous page...

Mol	Chain	Res	Type
1	G	107	ASN
1	G	117	SER
1	G	119	HIS
1	G	128	CYS
1	G	133	MET
1	G	134	TYR
1	G	135	PHE
1	G	138	ASP
1	G	145	VAL
1	G	149	TYR
1	G	158	LEU
1	G	159	GLN
1	G	160	HIS
1	G	181	THR
1	G	182	GLU
1	G	196	ASN
1	G	198	ARG
1	G	213	ILE
1	G	216	LYS
1	G	220	TYR
1	G	221	ILE
1	G	225	ILE
1	G	236	ILE
1	G	237	LEU
1	G	240	TYR
1	G	248	LYS
1	G	251	LEU
1	G	253	ILE
1	G	261	VAL
1	G	263	LEU
1	G	265	LEU
1	G	269	LYS
1	G	280	ILE
1	G	281	ILE
1	G	283	TYR
1	G	284	LEU
1	G	288	MET
1	G	291	VAL
1	G	294	SER
1	G	307	ARG
1	G	311	THR
1	G	403	GLU

Continued on next page...

Continued from previous page...

Mol	Chain	Res	Type
1	G	429	GLN
1	G	436	ASP
1	G	437	ARG
1	G	439	PHE
1	G	440	LEU
1	G	442	ILE
1	G	443	PHE
1	G	447	CYS
1	G	461	ASN
1	G	462	VAL
1	G	463	PRO
2	H	3	GLU
2	H	7	LEU
2	H	13	ILE
2	H	15	ASN
2	H	22	ARG
2	H	25	LYS
2	H	28	ASN
2	H	30	VAL
2	H	41	ASN
2	H	43	ILE
2	H	45	LEU
2	H	50	GLU
2	H	52	LEU
2	H	54	THR
2	H	55	ASN
2	H	60	HIS
2	H	63	TYR
2	H	65	HIS
2	H	66	ARG
2	H	69	TRP
2	H	91	ASP
2	H	92	ILE
2	H	96	ASN
2	H	102	TYR
2	H	104	VAL
2	H	106	TYR
2	H	107	PHE
2	H	114	PRO
2	H	115	ASN
2	H	121	LEU
2	H	130	CYS

Continued on next page...

Continued from previous page...

Mol	Chain	Res	Type
2	H	140	ASP
2	H	144	CYS
2	H	147	LYS
2	H	148	PHE
2	H	149	THR
2	H	158	ILE
2	H	160	MET
2	H	162	LEU
2	H	199	LYS
2	H	200	ASN
2	H	202	TYR
2	H	206	PHE
2	H	211	ASN
2	H	214	ASP
2	H	222	ARG
2	H	228	TYR
2	H	229	VAL
2	H	233	ILE
2	H	241	PHE
2	H	242	LEU
2	H	249	LEU
2	H	259	THR
2	H	264	LEU
2	H	267	GLN
2	H	271	LEU
2	H	272	LEU
2	H	274	THR
2	H	276	GLN
2	H	278	LEU
2	H	279	PRO
2	H	280	GLU
2	H	291	TYR
2	H	293	MET
2	H	296	MET
2	H	297	SER
2	H	299	VAL
2	H	302	VAL
2	H	310	LEU
2	H	311	ASN
2	H	312	PHE
2	H	315	ARG
2	H	319	THR

Continued on next page...

Continued from previous page...

Mol	Chain	Res	Type
2	H	423	ILE
2	H	428	TYR
2	H	429	ILE
2	H	430	VAL
2	H	432	GLN
2	H	442	GLU
2	H	446	TRP
2	H	451	GLN
2	H	455	ARG
2	H	458	MET
2	H	460	ILE
2	H	465	MET
2	H	467	LEU
2	H	471	PHE
2	H	475	MET
2	H	478	PHE
2	H	479	ASN
2	H	480	ARG
3	I	3	HIS
3	I	16	ASN
3	I	20	ARG
3	I	23	GLU
3	I	25	HIS
3	I	30	ASP
3	I	40	LEU
3	I	41	ILE
3	I	46	VAL
3	I	54	VAL
3	I	55	ARG
3	I	60	TRP
3	I	66	ARG
3	I	67	TRP
3	I	72	TYR
3	I	76	LYS
3	I	80	LEU
3	I	85	VAL
3	I	86	TRP
3	I	91	VAL
3	I	92	LEU
3	I	94	ASN
3	I	105	MET
3	I	107	LYS

Continued on next page...

Continued from previous page...

Mol	Chain	Res	Type
3	I	108	LEU
3	I	110	LEU
3	I	112	TYR
3	I	116	ILE
3	I	118	TRP
3	I	120	PRO
3	I	126	SER
3	I	130	ILE
3	I	135	PHE
3	I	142	CYS
3	I	143	THR
3	I	145	LYS
3	I	149	TRP
3	I	152	ASP
3	I	154	THR
3	I	156	VAL
3	I	164	ARG
3	I	170	PHE
3	I	177	VAL
3	I	180	ASP
3	I	185	LYS
3	I	188	VAL
3	I	193	CYS
3	I	198	TYR
3	I	200	ASP
3	I	202	THR
3	I	203	TYR
3	I	207	MET
3	I	216	VAL
3	I	219	ILE
3	I	225	PHE
3	I	226	SER
3	I	227	PHE
3	I	230	VAL
3	I	237	THR
3	I	238	ASP
3	I	243	MET
3	I	244	THR
3	I	247	ILE
3	I	250	LEU
3	I	252	SER
3	I	253	LEU

Continued on next page...

Continued from previous page...

Mol	Chain	Res	Type
3	I	265	PRO
3	I	273	LEU
3	I	278	MET
3	I	281	THR
3	I	285	VAL
3	I	303	PRO
3	I	377	GLU
3	I	387	LYS
3	I	394	ASN
3	I	399	TRP
3	I	400	LYS
3	I	406	ILE
3	I	407	ASP
3	I	409	ILE
3	I	414	PHE
3	I	418	CYS
3	I	422	THR
3	I	426	PHE
3	I	435	GLN
4	J	5	ARG
4	J	13	ASP
4	J	15	ASP
4	J	17	ARG
4	J	18	ILE
4	J	23	THR
4	J	29	ASP
4	J	31	THR
4	J	44	GLU
4	J	49	LEU
4	J	52	ASN
4	J	55	ILE
4	J	60	ASN
4	J	62	TYR
4	J	63	ARG
4	J	66	TRP
4	J	67	ASN
4	J	70	GLU
4	J	71	TYR
4	J	74	ILE
4	J	75	ASP
4	J	80	PRO
4	J	82	GLU

Continued on next page...

Continued from previous page...

Mol	Chain	Res	Type
4	J	84	LEU
4	J	89	VAL
4	J	104	TYR
4	J	106	ASN
4	J	116	TYR
4	J	118	LEU
4	J	122	ILE
4	J	123	TYR
4	J	124	ARG
4	J	125	SER
4	J	127	CYS
4	J	128	PRO
4	J	129	ILE
4	J	133	TYR
4	J	138	TRP
4	J	140	ASN
4	J	143	LEU
4	J	147	SER
4	J	148	GLN
4	J	151	ASN
4	J	156	ASN
4	J	158	GLN
4	J	162	GLU
4	J	163	GLU
4	J	177	PHE
4	J	179	GLU
4	J	184	THR
4	J	195	ASN
4	J	198	LEU
4	J	204	ASP
4	J	217	LYS
4	J	221	TYR
4	J	225	ILE
4	J	231	LEU
4	J	232	ILE
4	J	235	LEU
4	J	239	VAL
4	J	242	LEU
4	J	252	THR
4	J	253	LEU
4	J	263	ILE
4	J	268	ILE

Continued on next page...

Continued from previous page...

Mol	Chain	Res	Type
4	J	270	GLN
4	J	271	LYS
4	J	279	VAL
4	J	284	LYS
4	J	286	LEU
4	J	287	ILE
4	J	291	PHE
4	J	294	LEU
4	J	296	ILE
4	J	297	VAL
4	J	301	VAL
4	J	303	VAL
4	J	308	LEU
4	J	309	ARG
4	J	310	THR
4	J	439	TRP
4	J	444	LYS
4	J	452	TRP
4	J	456	LEU
4	J	465	ILE
4	J	472	ASN
4	J	473	GLN
3	K	6	ARG
3	K	12	LEU
3	K	20	ARG
3	K	24	HIS
3	K	25	HIS
3	K	29	VAL
3	K	30	ASP
3	K	36	GLN
3	K	46	VAL
3	K	56	LEU
3	K	61	ILE
3	K	63	VAL
3	K	66	ARG
3	K	68	ASN
3	K	72	TYR
3	K	75	ILE
3	K	79	ARG
3	K	87	LEU
3	K	92	LEU
3	K	94	ASN

Continued on next page...

Continued from previous page...

Mol	Chain	Res	Type
3	K	95	ASN
3	K	100	PHE
3	K	103	VAL
3	K	105	MET
3	K	107	LYS
3	K	108	LEU
3	K	111	ASP
3	K	112	TYR
3	K	116	ILE
3	K	124	PHE
3	K	125	LYS
3	K	126	SER
3	K	129	GLU
3	K	130	ILE
3	K	132	VAL
3	K	137	PHE
3	K	139	GLN
3	K	142	CYS
3	K	144	MET
3	K	145	LYS
3	K	149	TRP
3	K	161	GLU
3	K	164	ARG
3	K	180	ASP
3	K	181	TYR
3	K	185	LYS
3	K	193	CYS
3	K	195	ASP
3	K	198	TYR
3	K	200	ASP
3	K	207	MET
3	K	210	ILE
3	K	218	VAL
3	K	224	LEU
3	K	225	PHE
3	K	238	ASP
3	K	243	MET
3	K	246	SER
3	K	247	ILE
3	K	254	THR
3	K	255	VAL
3	K	257	LEU

Continued on next page...

Continued from previous page...

Mol	Chain	Res	Type
3	K	265	PRO
3	K	266	SER
3	K	268	SER
3	K	273	LEU
3	K	278	MET
3	K	279	LEU
3	K	282	MET
3	K	289	ILE
3	K	290	ILE
3	K	292	THR
3	K	293	VAL
3	K	296	ILE
3	K	297	ASN
3	K	298	THR
3	K	303	PRO
3	K	305	THR
3	K	306	HIS
3	K	376	ILE
3	K	382	ILE
3	K	387	LYS
3	K	389	ASP
3	K	399	TRP
3	K	401	TYR
3	K	402	VAL
3	K	409	ILE
3	K	410	LEU
3	K	414	PHE
3	K	415	MET
3	K	419	ILE
3	K	425	VAL
3	K	426	PHE
3	K	430	LEU
3	K	434	SER
1	L	15	TYR
1	L	16	ASN
1	L	18	LYS
1	L	19	VAL
1	L	20	ARG
1	L	23	GLN
1	L	29	VAL
1	L	31	VAL
1	L	32	ARG

Continued on next page...

Continued from previous page...

Mol	Chain	Res	Type
1	L	33	VAL
1	L	37	LEU
1	L	41	LEU
1	L	42	ILE
1	L	43	LEU
1	L	45	GLU
1	L	55	PHE
1	L	58	LEU
1	L	63	TYR
1	L	64	ARG
1	L	68	ASP
1	L	73	GLU
1	L	79	SER
1	L	82	SER
1	L	95	ASN
1	L	97	ASP
1	L	107	ASN
1	L	117	SER
1	L	119	HIS
1	L	128	CYS
1	L	133	MET
1	L	134	TYR
1	L	135	PHE
1	L	138	ASP
1	L	145	VAL
1	L	149	TYR
1	L	158	LEU
1	L	159	GLN
1	L	160	HIS
1	L	181	THR
1	L	182	GLU
1	L	196	ASN
1	L	198	ARG
1	L	213	ILE
1	L	216	LYS
1	L	220	TYR
1	L	221	ILE
1	L	225	ILE
1	L	236	ILE
1	L	237	LEU
1	L	240	TYR
1	L	248	LYS

Continued on next page...

Continued from previous page...

Mol	Chain	Res	Type
1	L	251	LEU
1	L	253	ILE
1	L	261	VAL
1	L	263	LEU
1	L	265	LEU
1	L	269	LYS
1	L	280	ILE
1	L	281	ILE
1	L	283	TYR
1	L	284	LEU
1	L	288	MET
1	L	291	VAL
1	L	294	SER
1	L	307	ARG
1	L	311	THR
1	L	403	GLU
1	L	429	GLN
1	L	436	ASP
1	L	437	ARG
1	L	439	PHE
1	L	440	LEU
1	L	442	ILE
1	L	443	PHE
1	L	447	CYS
1	L	461	ASN
1	L	462	VAL
1	L	463	PRO
2	M	3	GLU
2	M	7	LEU
2	M	13	ILE
2	M	15	ASN
2	M	22	ARG
2	M	25	LYS
2	M	28	ASN
2	M	30	VAL
2	M	41	ASN
2	M	43	ILE
2	M	45	LEU
2	M	50	GLU
2	M	52	LEU
2	M	54	THR
2	M	55	ASN

Continued on next page...

Continued from previous page...

Mol	Chain	Res	Type
2	M	60	HIS
2	M	63	TYR
2	M	65	HIS
2	M	66	ARG
2	M	69	TRP
2	M	91	ASP
2	M	92	ILE
2	M	96	ASN
2	M	102	TYR
2	M	104	VAL
2	M	106	TYR
2	M	107	PHE
2	M	114	PRO
2	M	115	ASN
2	M	121	LEU
2	M	130	CYS
2	M	140	ASP
2	M	144	CYS
2	M	147	LYS
2	M	148	PHE
2	M	149	THR
2	M	158	ILE
2	M	160	MET
2	M	162	LEU
2	M	199	LYS
2	M	200	ASN
2	M	202	TYR
2	M	206	PHE
2	M	211	ASN
2	M	214	ASP
2	M	222	ARG
2	M	228	TYR
2	M	229	VAL
2	M	233	ILE
2	M	241	PHE
2	M	242	LEU
2	M	249	LEU
2	M	259	THR
2	M	264	LEU
2	M	267	GLN
2	M	271	LEU
2	M	272	LEU

Continued on next page...

Continued from previous page...

Mol	Chain	Res	Type
2	M	274	THR
2	M	276	GLN
2	M	278	LEU
2	M	279	PRO
2	M	280	GLU
2	M	291	TYR
2	M	293	MET
2	M	296	MET
2	M	297	SER
2	M	299	VAL
2	M	302	VAL
2	M	310	LEU
2	M	311	ASN
2	M	312	PHE
2	M	315	ARG
2	M	319	THR
2	M	423	ILE
2	M	428	TYR
2	M	429	ILE
2	M	430	VAL
2	M	432	GLN
2	M	442	GLU
2	M	446	TRP
2	M	451	GLN
2	M	455	ARG
2	M	458	MET
2	M	460	ILE
2	M	465	MET
2	M	467	LEU
2	M	471	PHE
2	M	475	MET
2	M	478	PHE
2	M	479	ASN
2	M	480	ARG
3	N	3	HIS
3	N	16	ASN
3	N	20	ARG
3	N	23	GLU
3	N	25	HIS
3	N	30	ASP
3	N	40	LEU
3	N	41	ILE

Continued on next page...

Continued from previous page...

Mol	Chain	Res	Type
3	N	46	VAL
3	N	54	VAL
3	N	55	ARG
3	N	60	TRP
3	N	66	ARG
3	N	67	TRP
3	N	72	TYR
3	N	76	LYS
3	N	80	LEU
3	N	85	VAL
3	N	86	TRP
3	N	91	VAL
3	N	92	LEU
3	N	94	ASN
3	N	105	MET
3	N	107	LYS
3	N	108	LEU
3	N	110	LEU
3	N	112	TYR
3	N	116	ILE
3	N	118	TRP
3	N	120	PRO
3	N	126	SER
3	N	130	ILE
3	N	135	PHE
3	N	142	CYS
3	N	143	THR
3	N	145	LYS
3	N	149	TRP
3	N	152	ASP
3	N	154	THR
3	N	156	VAL
3	N	164	ARG
3	N	170	PHE
3	N	177	VAL
3	N	180	ASP
3	N	185	LYS
3	N	188	VAL
3	N	193	CYS
3	N	198	TYR
3	N	200	ASP
3	N	202	THR

Continued on next page...

Continued from previous page...

Mol	Chain	Res	Type
3	N	203	TYR
3	N	207	MET
3	N	216	VAL
3	N	219	ILE
3	N	225	PHE
3	N	226	SER
3	N	227	PHE
3	N	230	VAL
3	N	237	THR
3	N	238	ASP
3	N	243	MET
3	N	244	THR
3	N	247	ILE
3	N	250	LEU
3	N	252	SER
3	N	253	LEU
3	N	265	PRO
3	N	273	LEU
3	N	278	MET
3	N	281	THR
3	N	285	VAL
3	N	303	PRO
3	N	377	GLU
3	N	387	LYS
3	N	394	ASN
3	N	399	TRP
3	N	400	LYS
3	N	406	ILE
3	N	407	ASP
3	N	409	ILE
3	N	414	PHE
3	N	418	CYS
3	N	422	THR
3	N	426	PHE
3	N	435	GLN
4	O	5	ARG
4	O	13	ASP
4	O	15	ASP
4	O	17	ARG
4	O	18	ILE
4	O	23	THR
4	O	29	ASP

Continued on next page...

Continued from previous page...

Mol	Chain	Res	Type
4	O	31	THR
4	O	44	GLU
4	O	49	LEU
4	O	52	ASN
4	O	55	ILE
4	O	60	ASN
4	O	62	TYR
4	O	63	ARG
4	O	66	TRP
4	O	67	ASN
4	O	70	GLU
4	O	71	TYR
4	O	74	ILE
4	O	75	ASP
4	O	80	PRO
4	O	82	GLU
4	O	84	LEU
4	O	89	VAL
4	O	104	TYR
4	O	106	ASN
4	O	116	TYR
4	O	118	LEU
4	O	122	ILE
4	O	123	TYR
4	O	124	ARG
4	O	125	SER
4	O	127	CYS
4	O	128	PRO
4	O	129	ILE
4	O	133	TYR
4	O	138	TRP
4	O	140	ASN
4	O	143	LEU
4	O	147	SER
4	O	148	GLN
4	O	151	ASN
4	O	156	ASN
4	O	158	GLN
4	O	162	GLU
4	O	163	GLU
4	O	177	PHE
4	O	179	GLU

Continued on next page...

Continued from previous page...

Mol	Chain	Res	Type
4	O	184	THR
4	O	195	ASN
4	O	198	LEU
4	O	204	ASP
4	O	214	ILE
4	O	217	LYS
4	O	221	TYR
4	O	225	ILE
4	O	231	LEU
4	O	232	ILE
4	O	235	LEU
4	O	239	VAL
4	O	242	LEU
4	O	252	THR
4	O	253	LEU
4	O	263	ILE
4	O	268	ILE
4	O	270	GLN
4	O	271	LYS
4	O	279	VAL
4	O	284	LYS
4	O	286	LEU
4	O	287	ILE
4	O	291	PHE
4	O	294	LEU
4	O	296	ILE
4	O	297	VAL
4	O	301	VAL
4	O	303	VAL
4	O	308	LEU
4	O	309	ARG
4	O	310	THR
4	O	439	TRP
4	O	444	LYS
4	O	452	TRP
4	O	456	LEU
4	O	465	ILE
4	O	472	ASN
4	O	473	GLN
3	P	6	ARG
3	P	12	LEU
3	P	20	ARG

Continued on next page...

Continued from previous page...

Mol	Chain	Res	Type
3	P	24	HIS
3	P	25	HIS
3	P	29	VAL
3	P	30	ASP
3	P	36	GLN
3	P	46	VAL
3	P	56	LEU
3	P	61	ILE
3	P	63	VAL
3	P	66	ARG
3	P	68	ASN
3	P	72	TYR
3	P	75	ILE
3	P	79	ARG
3	P	87	LEU
3	P	92	LEU
3	P	94	ASN
3	P	95	ASN
3	P	100	PHE
3	P	103	VAL
3	P	105	MET
3	P	107	LYS
3	P	108	LEU
3	P	111	ASP
3	P	112	TYR
3	P	116	ILE
3	P	124	PHE
3	P	125	LYS
3	P	126	SER
3	P	129	GLU
3	P	130	ILE
3	P	132	VAL
3	P	137	PHE
3	P	139	GLN
3	P	142	CYS
3	P	144	MET
3	P	145	LYS
3	P	149	TRP
3	P	161	GLU
3	P	164	ARG
3	P	180	ASP
3	P	181	TYR

Continued on next page...

Continued from previous page...

Mol	Chain	Res	Type
3	P	185	LYS
3	P	193	CYS
3	P	195	ASP
3	P	198	TYR
3	P	200	ASP
3	P	207	MET
3	P	210	ILE
3	P	218	VAL
3	P	224	LEU
3	P	225	PHE
3	P	238	ASP
3	P	243	MET
3	P	246	SER
3	P	247	ILE
3	P	254	THR
3	P	255	VAL
3	P	257	LEU
3	P	265	PRO
3	P	266	SER
3	P	268	SER
3	P	273	LEU
3	P	278	MET
3	P	279	LEU
3	P	282	MET
3	P	289	ILE
3	P	290	ILE
3	P	292	THR
3	P	293	VAL
3	P	296	ILE
3	P	297	ASN
3	P	298	THR
3	P	303	PRO
3	P	305	THR
3	P	306	HIS
3	P	376	ILE
3	P	382	ILE
3	P	387	LYS
3	P	389	ASP
3	P	399	TRP
3	P	401	TYR
3	P	402	VAL
3	P	409	ILE

Continued on next page...

Continued from previous page...

Mol	Chain	Res	Type
3	P	410	LEU
3	P	414	PHE
3	P	415	MET
3	P	419	ILE
3	P	425	VAL
3	P	426	PHE
3	P	430	LEU
3	P	434	SER
1	Q	15	TYR
1	Q	16	ASN
1	Q	18	LYS
1	Q	19	VAL
1	Q	20	ARG
1	Q	23	GLN
1	Q	29	VAL
1	Q	31	VAL
1	Q	32	ARG
1	Q	33	VAL
1	Q	37	LEU
1	Q	41	LEU
1	Q	42	ILE
1	Q	43	LEU
1	Q	45	GLU
1	Q	55	PHE
1	Q	58	LEU
1	Q	63	TYR
1	Q	64	ARG
1	Q	68	ASP
1	Q	73	GLU
1	Q	79	SER
1	Q	82	SER
1	Q	95	ASN
1	Q	97	ASP
1	Q	107	ASN
1	Q	117	SER
1	Q	119	HIS
1	Q	128	CYS
1	Q	133	MET
1	Q	134	TYR
1	Q	135	PHE
1	Q	138	ASP
1	Q	145	VAL

Continued on next page...

Continued from previous page...

Mol	Chain	Res	Type
1	Q	149	TYR
1	Q	158	LEU
1	Q	159	GLN
1	Q	160	HIS
1	Q	181	THR
1	Q	182	GLU
1	Q	196	ASN
1	Q	198	ARG
1	Q	213	ILE
1	Q	216	LYS
1	Q	220	TYR
1	Q	221	ILE
1	Q	225	ILE
1	Q	236	ILE
1	Q	237	LEU
1	Q	240	TYR
1	Q	248	LYS
1	Q	251	LEU
1	Q	253	ILE
1	Q	261	VAL
1	Q	263	LEU
1	Q	265	LEU
1	Q	269	LYS
1	Q	280	ILE
1	Q	281	ILE
1	Q	283	TYR
1	Q	284	LEU
1	Q	288	MET
1	Q	291	VAL
1	Q	294	SER
1	Q	307	ARG
1	Q	311	THR
1	Q	403	GLU
1	Q	429	GLN
1	Q	436	ASP
1	Q	437	ARG
1	Q	439	PHE
1	Q	440	LEU
1	Q	442	ILE
1	Q	443	PHE
1	Q	447	CYS
1	Q	461	ASN

Continued on next page...

Continued from previous page...

Mol	Chain	Res	Type
1	Q	462	VAL
1	Q	463	PRO
2	R	3	GLU
2	R	7	LEU
2	R	13	ILE
2	R	15	ASN
2	R	22	ARG
2	R	25	LYS
2	R	28	ASN
2	R	30	VAL
2	R	41	ASN
2	R	43	ILE
2	R	45	LEU
2	R	50	GLU
2	R	52	LEU
2	R	54	THR
2	R	55	ASN
2	R	60	HIS
2	R	63	TYR
2	R	65	HIS
2	R	66	ARG
2	R	69	TRP
2	R	91	ASP
2	R	92	ILE
2	R	96	ASN
2	R	102	TYR
2	R	104	VAL
2	R	106	TYR
2	R	107	PHE
2	R	114	PRO
2	R	115	ASN
2	R	121	LEU
2	R	130	CYS
2	R	140	ASP
2	R	144	CYS
2	R	147	LYS
2	R	148	PHE
2	R	149	THR
2	R	158	ILE
2	R	160	MET
2	R	162	LEU
2	R	199	LYS

Continued on next page...

Continued from previous page...

Mol	Chain	Res	Type
2	R	200	ASN
2	R	202	TYR
2	R	206	PHE
2	R	211	ASN
2	R	214	ASP
2	R	222	ARG
2	R	228	TYR
2	R	229	VAL
2	R	233	ILE
2	R	241	PHE
2	R	242	LEU
2	R	249	LEU
2	R	259	THR
2	R	264	LEU
2	R	267	GLN
2	R	270	PHE
2	R	271	LEU
2	R	272	LEU
2	R	274	THR
2	R	276	GLN
2	R	278	LEU
2	R	279	PRO
2	R	280	GLU
2	R	291	TYR
2	R	293	MET
2	R	296	MET
2	R	297	SER
2	R	299	VAL
2	R	302	VAL
2	R	310	LEU
2	R	311	ASN
2	R	312	PHE
2	R	315	ARG
2	R	319	THR
2	R	423	ILE
2	R	428	TYR
2	R	429	ILE
2	R	430	VAL
2	R	432	GLN
2	R	442	GLU
2	R	446	TRP
2	R	451	GLN

Continued on next page...

Continued from previous page...

Mol	Chain	Res	Type
2	R	455	ARG
2	R	458	MET
2	R	460	ILE
2	R	465	MET
2	R	467	LEU
2	R	471	PHE
2	R	475	MET
2	R	478	PHE
2	R	479	ASN
2	R	480	ARG
3	S	3	HIS
3	S	16	ASN
3	S	20	ARG
3	S	23	GLU
3	S	25	HIS
3	S	30	ASP
3	S	40	LEU
3	S	41	ILE
3	S	46	VAL
3	S	54	VAL
3	S	55	ARG
3	S	60	TRP
3	S	66	ARG
3	S	67	TRP
3	S	72	TYR
3	S	76	LYS
3	S	80	LEU
3	S	85	VAL
3	S	86	TRP
3	S	91	VAL
3	S	92	LEU
3	S	94	ASN
3	S	105	MET
3	S	107	LYS
3	S	108	LEU
3	S	110	LEU
3	S	112	TYR
3	S	116	ILE
3	S	118	TRP
3	S	120	PRO
3	S	126	SER
3	S	130	ILE

Continued on next page...

Continued from previous page...

Mol	Chain	Res	Type
3	S	135	PHE
3	S	142	CYS
3	S	143	THR
3	S	145	LYS
3	S	149	TRP
3	S	152	ASP
3	S	154	THR
3	S	156	VAL
3	S	164	ARG
3	S	170	PHE
3	S	177	VAL
3	S	180	ASP
3	S	185	LYS
3	S	188	VAL
3	S	193	CYS
3	S	198	TYR
3	S	200	ASP
3	S	202	THR
3	S	203	TYR
3	S	207	MET
3	S	216	VAL
3	S	219	ILE
3	S	225	PHE
3	S	226	SER
3	S	227	PHE
3	S	230	VAL
3	S	237	THR
3	S	238	ASP
3	S	243	MET
3	S	244	THR
3	S	247	ILE
3	S	250	LEU
3	S	252	SER
3	S	253	LEU
3	S	265	PRO
3	S	273	LEU
3	S	278	MET
3	S	281	THR
3	S	285	VAL
3	S	303	PRO
3	S	377	GLU
3	S	387	LYS

Continued on next page...

Continued from previous page...

Mol	Chain	Res	Type
3	S	394	ASN
3	S	399	TRP
3	S	400	LYS
3	S	406	ILE
3	S	407	ASP
3	S	409	ILE
3	S	414	PHE
3	S	418	CYS
3	S	422	THR
3	S	426	PHE
3	S	435	GLN
4	T	5	ARG
4	T	13	ASP
4	T	15	ASP
4	T	17	ARG
4	T	18	ILE
4	T	23	THR
4	T	29	ASP
4	T	31	THR
4	T	44	GLU
4	T	49	LEU
4	T	52	ASN
4	T	55	ILE
4	T	60	ASN
4	T	62	TYR
4	T	63	ARG
4	T	66	TRP
4	T	67	ASN
4	T	70	GLU
4	T	71	TYR
4	T	74	ILE
4	T	75	ASP
4	T	80	PRO
4	T	82	GLU
4	T	84	LEU
4	T	89	VAL
4	T	104	TYR
4	T	106	ASN
4	T	116	TYR
4	T	118	LEU
4	T	122	ILE
4	T	123	TYR

Continued on next page...

Continued from previous page...

Mol	Chain	Res	Type
4	T	124	ARG
4	T	125	SER
4	T	127	CYS
4	T	128	PRO
4	T	129	ILE
4	T	133	TYR
4	T	138	TRP
4	T	140	ASN
4	T	143	LEU
4	T	147	SER
4	T	148	GLN
4	T	151	ASN
4	T	156	ASN
4	T	158	GLN
4	T	162	GLU
4	T	163	GLU
4	T	177	PHE
4	T	179	GLU
4	T	184	THR
4	T	195	ASN
4	T	198	LEU
4	T	204	ASP
4	T	214	ILE
4	T	217	LYS
4	T	221	TYR
4	T	225	ILE
4	T	231	LEU
4	T	232	ILE
4	T	235	LEU
4	T	239	VAL
4	T	242	LEU
4	T	252	THR
4	T	253	LEU
4	T	263	ILE
4	T	268	ILE
4	T	270	GLN
4	T	271	LYS
4	T	279	VAL
4	T	284	LYS
4	T	286	LEU
4	T	287	ILE
4	T	291	PHE

Continued on next page...

Continued from previous page...

Mol	Chain	Res	Type
4	T	294	LEU
4	T	296	ILE
4	T	297	VAL
4	T	301	VAL
4	T	303	VAL
4	T	308	LEU
4	T	309	ARG
4	T	310	THR
4	T	439	TRP
4	T	444	LYS
4	T	452	TRP
4	T	456	LEU
4	T	465	ILE
4	T	472	ASN
4	T	473	GLN
3	U	6	ARG
3	U	12	LEU
3	U	20	ARG
3	U	24	HIS
3	U	25	HIS
3	U	29	VAL
3	U	30	ASP
3	U	36	GLN
3	U	46	VAL
3	U	56	LEU
3	U	61	ILE
3	U	63	VAL
3	U	66	ARG
3	U	68	ASN
3	U	72	TYR
3	U	75	ILE
3	U	79	ARG
3	U	87	LEU
3	U	92	LEU
3	U	94	ASN
3	U	95	ASN
3	U	100	PHE
3	U	103	VAL
3	U	105	MET
3	U	107	LYS
3	U	108	LEU
3	U	111	ASP

Continued on next page...

Continued from previous page...

Mol	Chain	Res	Type
3	U	112	TYR
3	U	116	ILE
3	U	124	PHE
3	U	125	LYS
3	U	126	SER
3	U	129	GLU
3	U	130	ILE
3	U	132	VAL
3	U	137	PHE
3	U	139	GLN
3	U	142	CYS
3	U	144	MET
3	U	145	LYS
3	U	149	TRP
3	U	161	GLU
3	U	164	ARG
3	U	180	ASP
3	U	181	TYR
3	U	185	LYS
3	U	193	CYS
3	U	195	ASP
3	U	198	TYR
3	U	200	ASP
3	U	207	MET
3	U	210	ILE
3	U	218	VAL
3	U	224	LEU
3	U	225	PHE
3	U	238	ASP
3	U	243	MET
3	U	246	SER
3	U	247	ILE
3	U	254	THR
3	U	255	VAL
3	U	257	LEU
3	U	265	PRO
3	U	266	SER
3	U	268	SER
3	U	273	LEU
3	U	278	MET
3	U	279	LEU
3	U	282	MET

Continued on next page...

Continued from previous page...

Mol	Chain	Res	Type
3	U	289	ILE
3	U	290	ILE
3	U	292	THR
3	U	293	VAL
3	U	296	ILE
3	U	297	ASN
3	U	298	THR
3	U	303	PRO
3	U	305	THR
3	U	306	HIS
3	U	376	ILE
3	U	382	ILE
3	U	387	LYS
3	U	389	ASP
3	U	399	TRP
3	U	401	TYR
3	U	402	VAL
3	U	409	ILE
3	U	410	LEU
3	U	414	PHE
3	U	415	MET
3	U	419	ILE
3	U	425	VAL
3	U	426	PHE
3	U	430	LEU
3	U	434	SER
1	V	15	TYR
1	V	16	ASN
1	V	18	LYS
1	V	19	VAL
1	V	20	ARG
1	V	23	GLN
1	V	29	VAL
1	V	31	VAL
1	V	32	ARG
1	V	33	VAL
1	V	37	LEU
1	V	41	LEU
1	V	42	ILE
1	V	43	LEU
1	V	45	GLU
1	V	55	PHE

Continued on next page...

Continued from previous page...

Mol	Chain	Res	Type
1	V	58	LEU
1	V	63	TYR
1	V	64	ARG
1	V	68	ASP
1	V	73	GLU
1	V	79	SER
1	V	82	SER
1	V	95	ASN
1	V	97	ASP
1	V	107	ASN
1	V	117	SER
1	V	119	HIS
1	V	128	CYS
1	V	133	MET
1	V	134	TYR
1	V	135	PHE
1	V	138	ASP
1	V	145	VAL
1	V	149	TYR
1	V	158	LEU
1	V	159	GLN
1	V	160	HIS
1	V	181	THR
1	V	182	GLU
1	V	196	ASN
1	V	198	ARG
1	V	213	ILE
1	V	216	LYS
1	V	220	TYR
1	V	221	ILE
1	V	225	ILE
1	V	236	ILE
1	V	237	LEU
1	V	240	TYR
1	V	248	LYS
1	V	251	LEU
1	V	253	ILE
1	V	261	VAL
1	V	263	LEU
1	V	265	LEU
1	V	269	LYS
1	V	280	ILE

Continued on next page...

Continued from previous page...

Mol	Chain	Res	Type
1	V	281	ILE
1	V	283	TYR
1	V	284	LEU
1	V	288	MET
1	V	291	VAL
1	V	294	SER
1	V	307	ARG
1	V	311	THR
1	V	403	GLU
1	V	429	GLN
1	V	436	ASP
1	V	437	ARG
1	V	439	PHE
1	V	440	LEU
1	V	442	ILE
1	V	443	PHE
1	V	447	CYS
1	V	461	ASN
1	V	462	VAL
1	V	463	PRO
2	W	3	GLU
2	W	7	LEU
2	W	13	ILE
2	W	15	ASN
2	W	22	ARG
2	W	25	LYS
2	W	28	ASN
2	W	30	VAL
2	W	41	ASN
2	W	43	ILE
2	W	45	LEU
2	W	50	GLU
2	W	52	LEU
2	W	54	THR
2	W	55	ASN
2	W	60	HIS
2	W	63	TYR
2	W	65	HIS
2	W	66	ARG
2	W	69	TRP
2	W	91	ASP
2	W	92	ILE

Continued on next page...

Continued from previous page...

Mol	Chain	Res	Type
2	W	96	ASN
2	W	102	TYR
2	W	104	VAL
2	W	106	TYR
2	W	107	PHE
2	W	114	PRO
2	W	115	ASN
2	W	121	LEU
2	W	130	CYS
2	W	140	ASP
2	W	144	CYS
2	W	147	LYS
2	W	148	PHE
2	W	149	THR
2	W	158	ILE
2	W	160	MET
2	W	162	LEU
2	W	199	LYS
2	W	200	ASN
2	W	202	TYR
2	W	206	PHE
2	W	211	ASN
2	W	214	ASP
2	W	222	ARG
2	W	228	TYR
2	W	229	VAL
2	W	233	ILE
2	W	241	PHE
2	W	242	LEU
2	W	249	LEU
2	W	259	THR
2	W	264	LEU
2	W	267	GLN
2	W	270	PHE
2	W	271	LEU
2	W	272	LEU
2	W	274	THR
2	W	276	GLN
2	W	278	LEU
2	W	279	PRO
2	W	280	GLU
2	W	291	TYR

Continued on next page...

Continued from previous page...

Mol	Chain	Res	Type
2	W	293	MET
2	W	296	MET
2	W	297	SER
2	W	299	VAL
2	W	302	VAL
2	W	310	LEU
2	W	311	ASN
2	W	312	PHE
2	W	315	ARG
2	W	319	THR
2	W	423	ILE
2	W	428	TYR
2	W	429	ILE
2	W	430	VAL
2	W	432	GLN
2	W	442	GLU
2	W	446	TRP
2	W	451	GLN
2	W	455	ARG
2	W	458	MET
2	W	460	ILE
2	W	465	MET
2	W	467	LEU
2	W	471	PHE
2	W	475	MET
2	W	478	PHE
2	W	479	ASN
2	W	480	ARG
3	X	3	HIS
3	X	16	ASN
3	X	20	ARG
3	X	23	GLU
3	X	25	HIS
3	X	30	ASP
3	X	40	LEU
3	X	41	ILE
3	X	46	VAL
3	X	54	VAL
3	X	55	ARG
3	X	60	TRP
3	X	66	ARG
3	X	67	TRP

Continued on next page...

Continued from previous page...

Mol	Chain	Res	Type
3	X	72	TYR
3	X	76	LYS
3	X	80	LEU
3	X	85	VAL
3	X	86	TRP
3	X	91	VAL
3	X	92	LEU
3	X	94	ASN
3	X	105	MET
3	X	107	LYS
3	X	108	LEU
3	X	110	LEU
3	X	112	TYR
3	X	116	ILE
3	X	118	TRP
3	X	120	PRO
3	X	126	SER
3	X	130	ILE
3	X	135	PHE
3	X	142	CYS
3	X	143	THR
3	X	145	LYS
3	X	149	TRP
3	X	152	ASP
3	X	154	THR
3	X	156	VAL
3	X	164	ARG
3	X	170	PHE
3	X	177	VAL
3	X	180	ASP
3	X	185	LYS
3	X	188	VAL
3	X	193	CYS
3	X	198	TYR
3	X	200	ASP
3	X	202	THR
3	X	203	TYR
3	X	207	MET
3	X	216	VAL
3	X	219	ILE
3	X	225	PHE
3	X	226	SER

Continued on next page...

Continued from previous page...

Mol	Chain	Res	Type
3	X	227	PHE
3	X	230	VAL
3	X	237	THR
3	X	238	ASP
3	X	243	MET
3	X	244	THR
3	X	247	ILE
3	X	250	LEU
3	X	252	SER
3	X	253	LEU
3	X	265	PRO
3	X	273	LEU
3	X	278	MET
3	X	281	THR
3	X	285	VAL
3	X	303	PRO
3	X	377	GLU
3	X	387	LYS
3	X	394	ASN
3	X	399	TRP
3	X	400	LYS
3	X	406	ILE
3	X	407	ASP
3	X	409	ILE
3	X	414	PHE
3	X	418	CYS
3	X	422	THR
3	X	426	PHE
3	X	435	GLN
4	Y	5	ARG
4	Y	13	ASP
4	Y	15	ASP
4	Y	17	ARG
4	Y	18	ILE
4	Y	23	THR
4	Y	29	ASP
4	Y	31	THR
4	Y	44	GLU
4	Y	49	LEU
4	Y	52	ASN
4	Y	55	ILE
4	Y	60	ASN

Continued on next page...

Continued from previous page...

Mol	Chain	Res	Type
4	Y	62	TYR
4	Y	63	ARG
4	Y	66	TRP
4	Y	67	ASN
4	Y	70	GLU
4	Y	71	TYR
4	Y	74	ILE
4	Y	75	ASP
4	Y	80	PRO
4	Y	82	GLU
4	Y	84	LEU
4	Y	89	VAL
4	Y	104	TYR
4	Y	106	ASN
4	Y	116	TYR
4	Y	118	LEU
4	Y	122	ILE
4	Y	123	TYR
4	Y	124	ARG
4	Y	125	SER
4	Y	127	CYS
4	Y	128	PRO
4	Y	129	ILE
4	Y	133	TYR
4	Y	138	TRP
4	Y	140	ASN
4	Y	143	LEU
4	Y	147	SER
4	Y	148	GLN
4	Y	151	ASN
4	Y	156	ASN
4	Y	158	GLN
4	Y	162	GLU
4	Y	163	GLU
4	Y	177	PHE
4	Y	179	GLU
4	Y	184	THR
4	Y	195	ASN
4	Y	198	LEU
4	Y	204	ASP
4	Y	214	ILE
4	Y	217	LYS

Continued on next page...

Continued from previous page...

Mol	Chain	Res	Type
4	Y	221	TYR
4	Y	225	ILE
4	Y	231	LEU
4	Y	232	ILE
4	Y	235	LEU
4	Y	239	VAL
4	Y	242	LEU
4	Y	252	THR
4	Y	253	LEU
4	Y	263	ILE
4	Y	268	ILE
4	Y	270	GLN
4	Y	271	LYS
4	Y	279	VAL
4	Y	284	LYS
4	Y	286	LEU
4	Y	287	ILE
4	Y	291	PHE
4	Y	294	LEU
4	Y	296	ILE
4	Y	297	VAL
4	Y	301	VAL
4	Y	303	VAL
4	Y	308	LEU
4	Y	309	ARG
4	Y	310	THR
4	Y	439	TRP
4	Y	444	LYS
4	Y	452	TRP
4	Y	456	LEU
4	Y	465	ILE
4	Y	472	ASN
4	Y	473	GLN
3	Z	6	ARG
3	Z	12	LEU
3	Z	20	ARG
3	Z	24	HIS
3	Z	25	HIS
3	Z	29	VAL
3	Z	30	ASP
3	Z	36	GLN
3	Z	46	VAL

Continued on next page...

Continued from previous page...

Mol	Chain	Res	Type
3	Z	56	LEU
3	Z	61	ILE
3	Z	63	VAL
3	Z	66	ARG
3	Z	68	ASN
3	Z	72	TYR
3	Z	75	ILE
3	Z	79	ARG
3	Z	87	LEU
3	Z	92	LEU
3	Z	94	ASN
3	Z	95	ASN
3	Z	100	PHE
3	Z	103	VAL
3	Z	105	MET
3	Z	107	LYS
3	Z	108	LEU
3	Z	111	ASP
3	Z	112	TYR
3	Z	116	ILE
3	Z	124	PHE
3	Z	125	LYS
3	Z	126	SER
3	Z	129	GLU
3	Z	130	ILE
3	Z	132	VAL
3	Z	137	PHE
3	Z	139	GLN
3	Z	142	CYS
3	Z	144	MET
3	Z	145	LYS
3	Z	149	TRP
3	Z	161	GLU
3	Z	164	ARG
3	Z	180	ASP
3	Z	181	TYR
3	Z	185	LYS
3	Z	193	CYS
3	Z	195	ASP
3	Z	198	TYR
3	Z	200	ASP
3	Z	207	MET

Continued on next page...

Continued from previous page...

Mol	Chain	Res	Type
3	Z	210	ILE
3	Z	218	VAL
3	Z	224	LEU
3	Z	225	PHE
3	Z	238	ASP
3	Z	243	MET
3	Z	246	SER
3	Z	247	ILE
3	Z	254	THR
3	Z	255	VAL
3	Z	257	LEU
3	Z	265	PRO
3	Z	266	SER
3	Z	268	SER
3	Z	273	LEU
3	Z	278	MET
3	Z	279	LEU
3	Z	282	MET
3	Z	289	ILE
3	Z	290	ILE
3	Z	292	THR
3	Z	293	VAL
3	Z	296	ILE
3	Z	297	ASN
3	Z	298	THR
3	Z	303	PRO
3	Z	305	THR
3	Z	306	HIS
3	Z	376	ILE
3	Z	382	ILE
3	Z	387	LYS
3	Z	389	ASP
3	Z	399	TRP
3	Z	401	TYR
3	Z	402	VAL
3	Z	409	ILE
3	Z	410	LEU
3	Z	414	PHE
3	Z	415	MET
3	Z	419	ILE
3	Z	425	VAL
3	Z	426	PHE

Continued on next page...

Continued from previous page...

Mol	Chain	Res	Type
3	Z	430	LEU
3	Z	434	SER

Sometimes sidechains can be flipped to improve hydrogen bonding and reduce clashes. All (379) such sidechains are listed below:

Mol	Chain	Res	Type
1	0	23	GLN
1	0	96	ASN
1	0	107	ASN
1	0	111	GLN
1	0	140	GLN
1	0	190	HIS
1	0	305	HIS
1	0	429	GLN
1	0	460	HIS
1	0	461	ASN
2	1	2	ASN
2	1	15	ASN
2	1	20	HIS
2	1	41	ASN
2	1	55	ASN
2	1	65	HIS
2	1	70	ASN
2	1	97	ASN
2	1	103	ASN
2	1	115	ASN
2	1	152	ASN
2	1	200	ASN
2	1	231	ASN
2	1	267	GLN
2	1	447	ASN
2	1	479	ASN
3	2	16	ASN
3	2	36	GLN
3	2	42	ASN
3	2	53	ASN
3	2	59	GLN
3	2	94	ASN
3	2	95	ASN
3	2	134	HIS
3	2	300	HIS
3	2	408	HIS

Continued on next page...

Continued from previous page...

Mol	Chain	Res	Type
3	2	435	GLN
4	3	1	ASN
4	3	26	HIS
4	3	52	ASN
4	3	60	ASN
4	3	67	ASN
4	3	93	ASN
4	3	94	ASN
4	3	98	GLN
4	3	140	ASN
4	3	148	GLN
4	3	153	HIS
4	3	156	ASN
4	3	193	ASN
4	3	197	GLN
4	3	206	GLN
4	3	215	GLN
4	3	261	GLN
4	3	472	ASN
3	A	24	HIS
3	A	27	HIS
3	A	58	GLN
3	A	59	GLN
3	A	94	ASN
3	A	299	HIS
3	A	435	GLN
1	B	23	GLN
1	B	96	ASN
1	B	107	ASN
1	B	111	GLN
1	B	140	GLN
1	B	190	HIS
1	B	305	HIS
1	B	429	GLN
1	B	460	HIS
1	B	461	ASN
2	C	2	ASN
2	C	15	ASN
2	C	20	HIS
2	C	41	ASN
2	C	55	ASN
2	C	65	HIS

Continued on next page...

Continued from previous page...

Mol	Chain	Res	Type
2	C	70	ASN
2	C	97	ASN
2	C	103	ASN
2	C	115	ASN
2	C	152	ASN
2	C	200	ASN
2	C	231	ASN
2	C	267	GLN
2	C	447	ASN
2	C	479	ASN
3	D	16	ASN
3	D	36	GLN
3	D	42	ASN
3	D	53	ASN
3	D	59	GLN
3	D	94	ASN
3	D	95	ASN
3	D	134	HIS
3	D	300	HIS
3	D	408	HIS
3	D	435	GLN
4	E	1	ASN
4	E	26	HIS
4	E	52	ASN
4	E	60	ASN
4	E	67	ASN
4	E	93	ASN
4	E	94	ASN
4	E	98	GLN
4	E	140	ASN
4	E	148	GLN
4	E	153	HIS
4	E	156	ASN
4	E	158	GLN
4	E	193	ASN
4	E	197	GLN
4	E	206	GLN
4	E	215	GLN
4	E	261	GLN
4	E	472	ASN
3	F	24	HIS
3	F	27	HIS

Continued on next page...

Continued from previous page...

Mol	Chain	Res	Type
3	F	58	GLN
3	F	59	GLN
3	F	94	ASN
3	F	299	HIS
3	F	435	GLN
1	G	23	GLN
1	G	96	ASN
1	G	107	ASN
1	G	111	GLN
1	G	140	GLN
1	G	190	HIS
1	G	305	HIS
1	G	429	GLN
1	G	460	HIS
1	G	461	ASN
2	H	2	ASN
2	H	15	ASN
2	H	20	HIS
2	H	41	ASN
2	H	55	ASN
2	H	65	HIS
2	H	70	ASN
2	H	97	ASN
2	H	103	ASN
2	H	115	ASN
2	H	152	ASN
2	H	200	ASN
2	H	231	ASN
2	H	267	GLN
2	H	447	ASN
2	H	479	ASN
3	I	16	ASN
3	I	36	GLN
3	I	42	ASN
3	I	53	ASN
3	I	59	GLN
3	I	94	ASN
3	I	95	ASN
3	I	134	HIS
3	I	300	HIS
3	I	408	HIS
3	I	435	GLN

Continued on next page...

Continued from previous page...

Mol	Chain	Res	Type
4	J	1	ASN
4	J	26	HIS
4	J	52	ASN
4	J	60	ASN
4	J	67	ASN
4	J	93	ASN
4	J	94	ASN
4	J	98	GLN
4	J	140	ASN
4	J	148	GLN
4	J	153	HIS
4	J	156	ASN
4	J	158	GLN
4	J	193	ASN
4	J	197	GLN
4	J	206	GLN
4	J	215	GLN
4	J	261	GLN
4	J	472	ASN
3	K	24	HIS
3	K	27	HIS
3	K	58	GLN
3	K	59	GLN
3	K	94	ASN
3	K	299	HIS
3	K	435	GLN
1	L	23	GLN
1	L	96	ASN
1	L	107	ASN
1	L	111	GLN
1	L	140	GLN
1	L	190	HIS
1	L	305	HIS
1	L	429	GLN
1	L	460	HIS
1	L	461	ASN
2	M	2	ASN
2	M	15	ASN
2	M	20	HIS
2	M	41	ASN
2	M	55	ASN
2	M	65	HIS

Continued on next page...

Continued from previous page...

Mol	Chain	Res	Type
2	M	70	ASN
2	M	97	ASN
2	M	103	ASN
2	M	115	ASN
2	M	152	ASN
2	M	200	ASN
2	M	231	ASN
2	M	267	GLN
2	M	447	ASN
2	M	479	ASN
3	N	16	ASN
3	N	36	GLN
3	N	42	ASN
3	N	47	ASN
3	N	53	ASN
3	N	59	GLN
3	N	94	ASN
3	N	95	ASN
3	N	134	HIS
3	N	300	HIS
3	N	408	HIS
3	N	435	GLN
4	O	1	ASN
4	O	26	HIS
4	O	52	ASN
4	O	60	ASN
4	O	67	ASN
4	O	93	ASN
4	O	94	ASN
4	O	98	GLN
4	O	140	ASN
4	O	148	GLN
4	O	153	HIS
4	O	156	ASN
4	O	158	GLN
4	O	193	ASN
4	O	197	GLN
4	O	206	GLN
4	O	215	GLN
4	O	261	GLN
4	O	472	ASN
3	P	24	HIS

Continued on next page...

Continued from previous page...

Mol	Chain	Res	Type
3	P	27	HIS
3	P	58	GLN
3	P	59	GLN
3	P	94	ASN
3	P	299	HIS
3	P	435	GLN
1	Q	23	GLN
1	Q	96	ASN
1	Q	107	ASN
1	Q	111	GLN
1	Q	140	GLN
1	Q	190	HIS
1	Q	305	HIS
1	Q	429	GLN
1	Q	460	HIS
1	Q	461	ASN
2	R	2	ASN
2	R	15	ASN
2	R	20	HIS
2	R	41	ASN
2	R	55	ASN
2	R	65	HIS
2	R	70	ASN
2	R	97	ASN
2	R	103	ASN
2	R	115	ASN
2	R	152	ASN
2	R	200	ASN
2	R	231	ASN
2	R	267	GLN
2	R	447	ASN
2	R	479	ASN
3	S	16	ASN
3	S	36	GLN
3	S	42	ASN
3	S	47	ASN
3	S	53	ASN
3	S	59	GLN
3	S	94	ASN
3	S	95	ASN
3	S	134	HIS
3	S	300	HIS

Continued on next page...

Continued from previous page...

Mol	Chain	Res	Type
3	S	408	HIS
3	S	435	GLN
4	T	1	ASN
4	T	26	HIS
4	T	52	ASN
4	T	60	ASN
4	T	67	ASN
4	T	93	ASN
4	T	94	ASN
4	T	98	GLN
4	T	140	ASN
4	T	148	GLN
4	T	153	HIS
4	T	156	ASN
4	T	158	GLN
4	T	193	ASN
4	T	197	GLN
4	T	206	GLN
4	T	215	GLN
4	T	261	GLN
4	T	472	ASN
3	U	24	HIS
3	U	27	HIS
3	U	58	GLN
3	U	59	GLN
3	U	94	ASN
3	U	299	HIS
3	U	435	GLN
1	V	23	GLN
1	V	96	ASN
1	V	107	ASN
1	V	111	GLN
1	V	140	GLN
1	V	190	HIS
1	V	305	HIS
1	V	429	GLN
1	V	460	HIS
1	V	461	ASN
2	W	2	ASN
2	W	15	ASN
2	W	20	HIS
2	W	41	ASN

Continued on next page...

Continued from previous page...

Mol	Chain	Res	Type
2	W	55	ASN
2	W	65	HIS
2	W	70	ASN
2	W	97	ASN
2	W	103	ASN
2	W	115	ASN
2	W	152	ASN
2	W	200	ASN
2	W	231	ASN
2	W	267	GLN
2	W	447	ASN
2	W	479	ASN
3	X	16	ASN
3	X	36	GLN
3	X	42	ASN
3	X	53	ASN
3	X	59	GLN
3	X	94	ASN
3	X	95	ASN
3	X	134	HIS
3	X	300	HIS
3	X	408	HIS
3	X	435	GLN
4	Y	1	ASN
4	Y	26	HIS
4	Y	52	ASN
4	Y	60	ASN
4	Y	67	ASN
4	Y	93	ASN
4	Y	94	ASN
4	Y	98	GLN
4	Y	140	ASN
4	Y	148	GLN
4	Y	153	HIS
4	Y	156	ASN
4	Y	158	GLN
4	Y	193	ASN
4	Y	197	GLN
4	Y	206	GLN
4	Y	215	GLN
4	Y	261	GLN
4	Y	472	ASN

Continued on next page...

Continued from previous page...

Mol	Chain	Res	Type
3	Z	24	HIS
3	Z	27	HIS
3	Z	58	GLN
3	Z	59	GLN
3	Z	94	ASN
3	Z	299	HIS
3	Z	435	GLN

5.3.3 RNA [i](#)

There are no RNA molecules in this entry.

5.4 Non-standard residues in protein, DNA, RNA chains [i](#)

There are no non-standard protein/DNA/RNA residues in this entry.

5.5 Carbohydrates [i](#)

There are no monosaccharides in this entry.

5.6 Ligand geometry [i](#)

There are no ligands in this entry.

5.7 Other polymers [i](#)

There are no such residues in this entry.

5.8 Polymer linkage issues [i](#)

The following chains have linkage breaks:

Mol	Chain	Number of breaks
1	0	1
1	B	1
1	G	1
1	L	1
1	Q	1

Continued on next page...

Continued from previous page...

Mol	Chain	Number of breaks
1	V	1

All chain breaks are listed below:

Model	Chain	Residue-1	Atom-1	Residue-2	Atom-2	Distance (Å)
1	O	129:THR	C	130:ILE	N	1.14
1	B	129:THR	C	130:ILE	N	1.14
1	G	129:THR	C	130:ILE	N	1.14
1	L	129:THR	C	130:ILE	N	1.14
1	Q	129:THR	C	130:ILE	N	1.14
1	V	129:THR	C	130:ILE	N	1.14

6 Tomogram visualisation

This section contains visualisations of the EMDB entry EMD-2376. These allow visual inspection of the internal detail of the tomogram and identification of artifacts.

6.1 Orthogonal projections

This section was not generated.

6.2 Central slices

This section was not generated.

6.3 Largest variance slices

This section was not generated.

6.4 Mask visualisation

This section was not generated. No masks/segmentation were deposited.

7 Tomogram analysis

This section contains the results of statistical analysis of the tomogram.

7.1 Map-value distribution

This section was not generated.

8 Map-model fit

This section was not generated.