



Full wwPDB X-ray Structure Validation Report ⓘ

Oct 31, 2021 – 01:40 AM EDT

PDB ID : 3A2W
Title : Peroxiredoxin (C50S) from *Aeropytum pernix* K1 (peroxide-bound form)
Authors : Nakamura, T.; Kado, Y.; Yamaguchi, F.; Matsumura, H.; Ishikawa, K.; Inoue, T.
Deposited on : 2009-06-04
Resolution : 2.30 Å(reported)

This is a Full wwPDB X-ray Structure Validation Report for a publicly released PDB entry.

We welcome your comments at validation@mail.wwpdb.org

A user guide is available at

<https://www.wwpdb.org/validation/2017/XrayValidationReportHelp>

with specific help available everywhere you see the ⓘ symbol.

The following versions of software and data (see [references ⓘ](#)) were used in the production of this report:

MolProbity : 4.02b-467
Mogul : 1.8.5 (274361), CSD as541be (2020)
Xtriage (Phenix) : 1.13
EDS : 2.23.2
Percentile statistics : 20191225.v01 (using entries in the PDB archive December 25th 2019)
Refmac : 5.8.0158
CCP4 : 7.0.044 (Gargrove)
Ideal geometry (proteins) : Engh & Huber (2001)
Ideal geometry (DNA, RNA) : Parkinson et al. (1996)
Validation Pipeline (wwPDB-VP) : 2.23.2

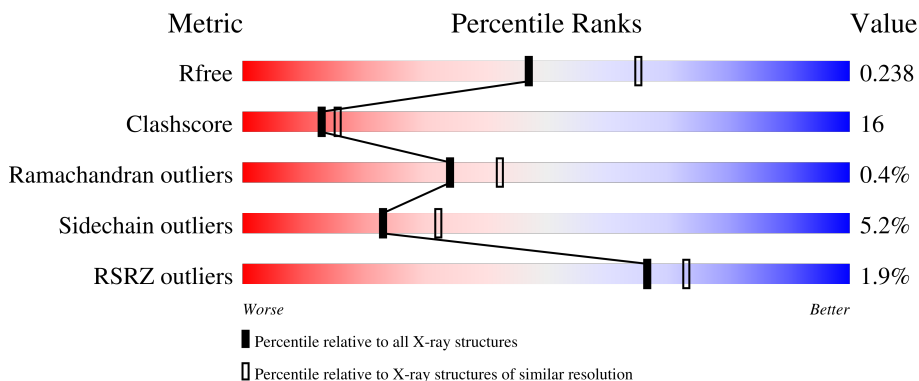
1 Overall quality at a glance i

The following experimental techniques were used to determine the structure:

X-RAY DIFFRACTION

The reported resolution of this entry is 2.30 Å.

Percentile scores (ranging between 0-100) for global validation metrics of the entry are shown in the following graphic. The table shows the number of entries on which the scores are based.



Metric	Whole archive (#Entries)	Similar resolution (#Entries, resolution range(Å))
R_{free}	130704	5042 (2.30-2.30)
Clashscore	141614	5643 (2.30-2.30)
Ramachandran outliers	138981	5575 (2.30-2.30)
Sidechain outliers	138945	5575 (2.30-2.30)
RSRZ outliers	127900	4938 (2.30-2.30)

The table below summarises the geometric issues observed across the polymeric chains and their fit to the electron density. The red, orange, yellow and green segments of the lower bar indicate the fraction of residues that contain outliers for ≥ 3 , 2, 1 and 0 types of geometric quality criteria respectively. A grey segment represents the fraction of residues that are not modelled. The numeric value for each fraction is indicated below the corresponding segment, with a dot representing fractions $\leq 5\%$. The upper red bar (where present) indicates the fraction of residues that have poor fit to the electron density. The numeric value is given above the bar.

Mol	Chain	Length	Quality of chain
1	A	249	<div style="display: flex; align-items: center;"> <div style="width: 2%; height: 10px; background-color: red; margin-right: 2px;"></div> <div style="width: 70%; height: 10px; background-color: green; margin-right: 2px;"></div> <div style="width: 27%; height: 10px; background-color: yellow; margin-right: 2px;"></div> <div style="width: 1%; height: 10px; background-color: orange; margin-right: 2px;"></div> <div style="width: 1%; height: 10px; background-color: grey;"></div> </div> <p style="text-align: center;">2% 70% 27% ..</p>
1	B	249	<div style="display: flex; align-items: center;"> <div style="width: 2%; height: 10px; background-color: red; margin-right: 2px;"></div> <div style="width: 66%; height: 10px; background-color: green; margin-right: 2px;"></div> <div style="width: 28%; height: 10px; background-color: yellow; margin-right: 2px;"></div> <div style="width: 1%; height: 10px; background-color: orange; margin-right: 2px;"></div> <div style="width: 1%; height: 10px; background-color: grey;"></div> </div> <p style="text-align: center;">2% 66% 28% ..</p>
1	C	249	<div style="display: flex; align-items: center;"> <div style="width: 2%; height: 10px; background-color: red; margin-right: 2px;"></div> <div style="width: 68%; height: 10px; background-color: green; margin-right: 2px;"></div> <div style="width: 27%; height: 10px; background-color: yellow; margin-right: 2px;"></div> <div style="width: 1%; height: 10px; background-color: orange; margin-right: 2px;"></div> <div style="width: 1%; height: 10px; background-color: grey;"></div> </div> <p style="text-align: center;">2% 68% 27% ..</p>
1	D	249	<div style="display: flex; align-items: center;"> <div style="width: 2%; height: 10px; background-color: red; margin-right: 2px;"></div> <div style="width: 69%; height: 10px; background-color: green; margin-right: 2px;"></div> <div style="width: 27%; height: 10px; background-color: yellow; margin-right: 2px;"></div> <div style="width: 1%; height: 10px; background-color: orange; margin-right: 2px;"></div> <div style="width: 1%; height: 10px; background-color: grey;"></div> </div> <p style="text-align: center;">2% 69% 27% ..</p>
1	E	249	<div style="display: flex; align-items: center;"> <div style="width: 2%; height: 10px; background-color: red; margin-right: 2px;"></div> <div style="width: 67%; height: 10px; background-color: green; margin-right: 2px;"></div> <div style="width: 27%; height: 10px; background-color: yellow; margin-right: 2px;"></div> <div style="width: 1%; height: 10px; background-color: orange; margin-right: 2px;"></div> <div style="width: 1%; height: 10px; background-color: grey;"></div> </div> <p style="text-align: center;">2% 67% 27% ..</p>

Continued on next page...

Continued from previous page...

Mol	Chain	Length	Quality of chain
1	F	249	 2% 65% 30% ..
1	G	249	 3% 65% 30% ..
1	H	249	 2% 69% 28% ..
1	I	249	 % 64% 33% ..
1	J	249	 2% 63% 33% ..

The following table lists non-polymeric compounds, carbohydrate monomers and non-standard residues in protein, DNA, RNA chains that are outliers for geometric or electron-density-fit criteria:

Mol	Type	Chain	Res	Chirality	Geometry	Clashes	Electron density
2	GOL	A	251	-	-	X	-
2	GOL	C	251	-	-	X	-
2	GOL	D	251	-	X	-	-
2	GOL	E	251	-	-	X	-
2	GOL	G	251	-	X	X	-

2 Entry composition

There are 4 unique types of molecules in this entry. The entry contains 19948 atoms, of which 0 are hydrogens and 0 are deuteriums.

In the tables below, the ZeroOcc column contains the number of atoms modelled with zero occupancy, the AltConf column contains the number of residues with at least one atom in alternate conformation and the Trace column contains the number of residues modelled with at most 2 atoms.

- Molecule 1 is a protein called Probable peroxiredoxin.

Mol	Chain	Residues	Atoms					ZeroOcc	AltConf	Trace
			Total	C	N	O	S			
1	A	244	1973	1268	347	352	6	0	0	0
1	B	244	1973	1268	347	352	6	0	0	0
1	C	243	1968	1265	346	351	6	0	0	0
1	D	244	1973	1268	347	352	6	0	0	0
1	E	243	1968	1265	346	351	6	0	0	0
1	F	244	1973	1268	347	352	6	0	0	0
1	G	243	1968	1265	346	351	6	0	0	0
1	H	244	1973	1268	347	352	6	0	0	0
1	I	244	1973	1268	347	352	6	0	0	0
1	J	244	1973	1268	347	352	6	0	0	0

There are 10 discrepancies between the modelled and reference sequences:

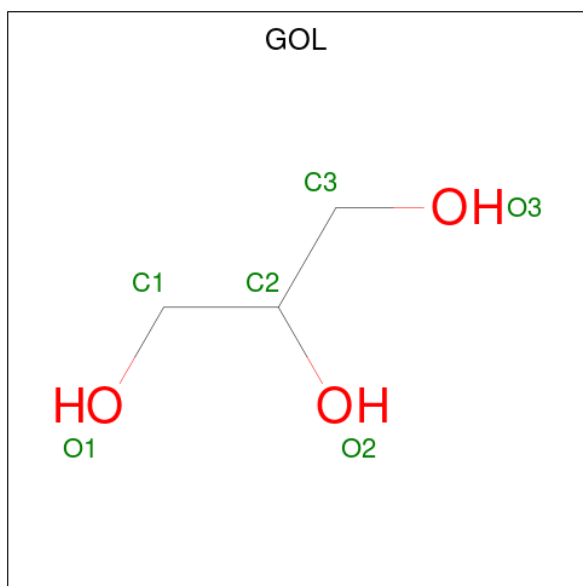
Chain	Residue	Modelled	Actual	Comment	Reference
A	50	SER	CYS	engineered mutation	UNP Q9Y9L0
B	50	SER	CYS	engineered mutation	UNP Q9Y9L0
C	50	SER	CYS	engineered mutation	UNP Q9Y9L0
D	50	SER	CYS	engineered mutation	UNP Q9Y9L0
E	50	SER	CYS	engineered mutation	UNP Q9Y9L0
F	50	SER	CYS	engineered mutation	UNP Q9Y9L0
G	50	SER	CYS	engineered mutation	UNP Q9Y9L0
H	50	SER	CYS	engineered mutation	UNP Q9Y9L0
I	50	SER	CYS	engineered mutation	UNP Q9Y9L0

Continued on next page...

Continued from previous page...

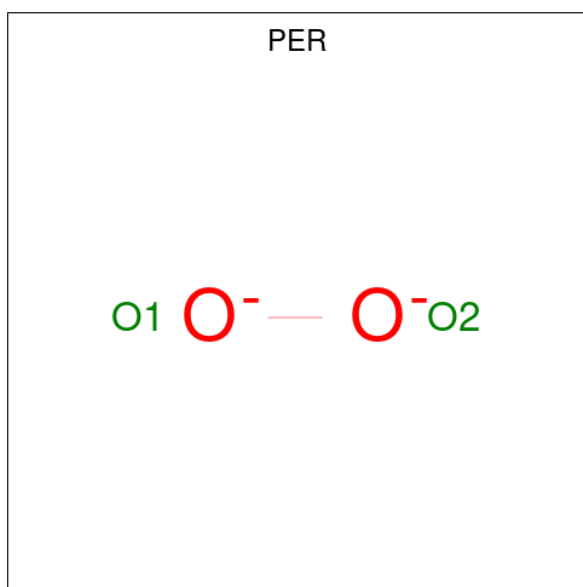
Chain	Residue	Modelled	Actual	Comment	Reference
J	50	SER	CYS	engineered mutation	UNP Q9Y9L0

- Molecule 2 is GLYCEROL (three-letter code: GOL) (formula: $C_3H_8O_3$).



Mol	Chain	Residues	Atoms			ZeroOcc	AltConf
			Total	C	O		
2	A	1	6	3	3	0	0
2	C	1	6	3	3	0	0
2	D	1	6	3	3	0	0
2	E	1	6	3	3	0	0
2	G	1	6	3	3	0	0
2	H	1	6	3	3	0	0
2	J	1	6	3	3	0	0

- Molecule 3 is PEROXIDE ION (three-letter code: PER) (formula: O_2).



Mol	Chain	Residues	Atoms	ZeroOcc	AltConf
3	B	1	Total O 2 2	0	0
3	F	1	Total O 2 2	0	0
3	I	1	Total O 2 2	0	0

- Molecule 4 is water.

Mol	Chain	Residues	Atoms	ZeroOcc	AltConf
4	A	23	Total O 23 23	0	0
4	B	20	Total O 20 20	0	0
4	C	27	Total O 27 27	0	0
4	D	19	Total O 19 19	0	0
4	E	16	Total O 16 16	0	0
4	F	19	Total O 19 19	0	0
4	G	14	Total O 14 14	0	0
4	H	20	Total O 20 20	0	0
4	I	14	Total O 14 14	0	0

Continued on next page...

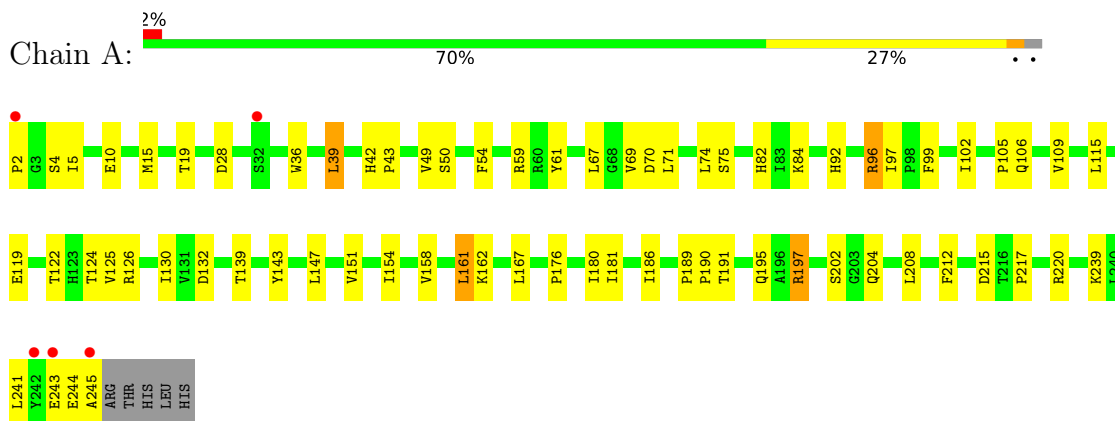
Continued from previous page...

Mol	Chain	Residues	Atoms		ZeroOcc	AltConf
4	J	13	Total	O	0	0
			13	13		

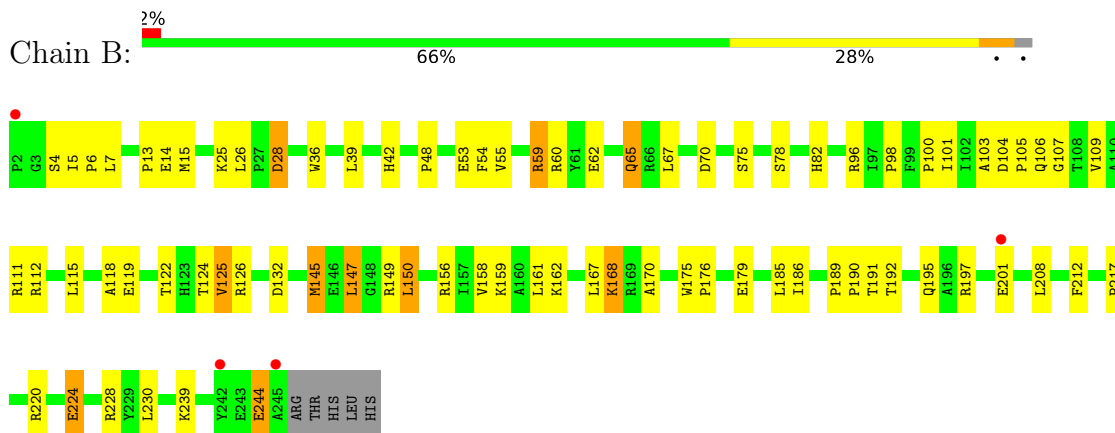
3 Residue-property plots [i](#)

These plots are drawn for all protein, RNA, DNA and oligosaccharide chains in the entry. The first graphic for a chain summarises the proportions of the various outlier classes displayed in the second graphic. The second graphic shows the sequence view annotated by issues in geometry and electron density. Residues are color-coded according to the number of geometric quality criteria for which they contain at least one outlier: green = 0, yellow = 1, orange = 2 and red = 3 or more. A red dot above a residue indicates a poor fit to the electron density ($RSRZ > 2$). Stretches of 2 or more consecutive residues without any outlier are shown as a green connector. Residues present in the sample, but not in the model, are shown in grey.

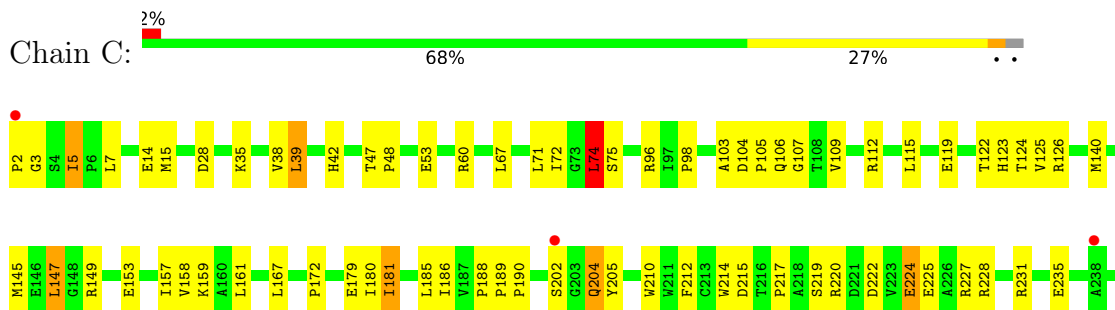
- Molecule 1: Probable peroxiredoxin




- Molecule 1: Probable peroxiredoxin



- Molecule 1: Probable peroxiredoxin

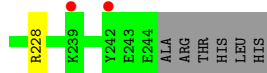




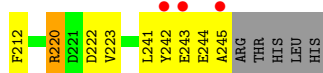
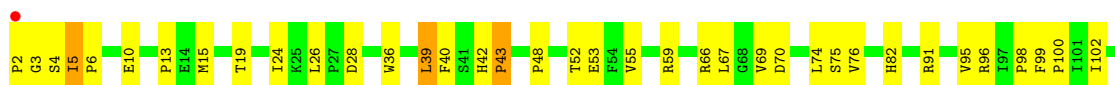
- Molecule 1: Probable peroxiredoxin



- Molecule 1: Probable peroxiredoxin

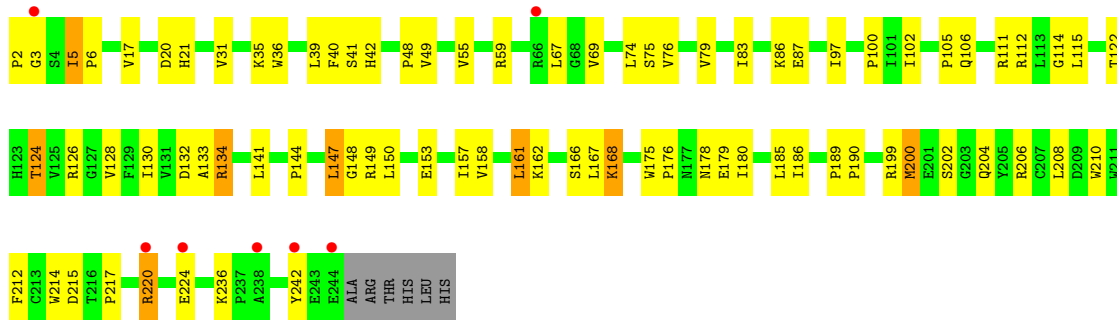


- Molecule 1: Probable peroxiredoxin



- Molecule 1: Probable peroxiredoxin

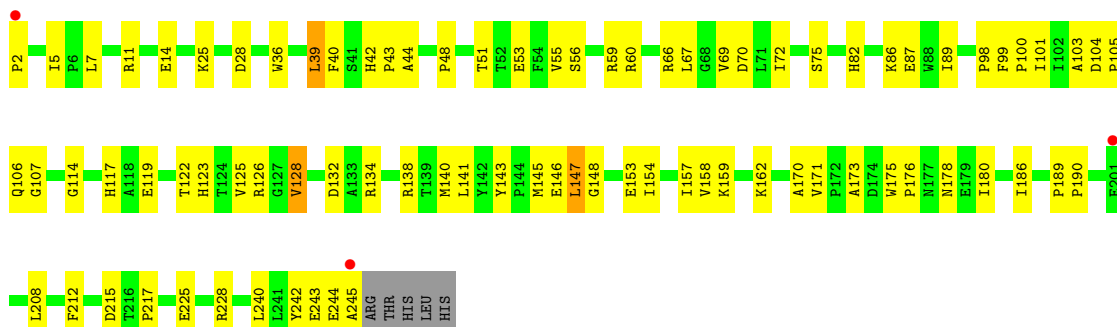




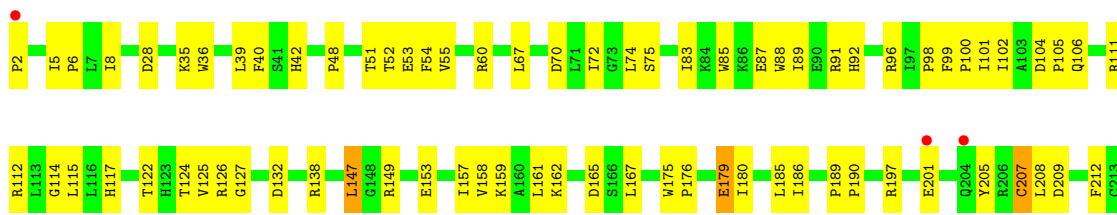
● Molecule 1: Probable peroxiredoxin



● Molecule 1: Probable peroxiredoxin



● Molecule 1: Probable peroxiredoxin





4 Data and refinement statistics

Property	Value	Source
Space group	P 1	Depositor
Cell constants a, b, c, α , β , γ	76.26Å 103.33Å 104.55Å 105.72° 105.08° 92.63°	Depositor
Resolution (Å)	49.45 – 2.30 49.45 – 2.30	Depositor EDS
% Data completeness (in resolution range)	94.1 (49.45-2.30) 94.2 (49.45-2.30)	Depositor EDS
R_{merge}	0.09	Depositor
R_{sym}	(Not available)	Depositor
$\langle I/\sigma(I) \rangle$ ¹	2.27 (at 2.32Å)	Xtrriage
Refinement program	CNS 1.2	Depositor
R, R_{free}	0.202 , 0.249 0.194 , 0.238	Depositor DCC
R_{free} test set	6193 reflections (5.06%)	wwPDB-VP
Wilson B-factor (Å ²)	25.5	Xtrriage
Anisotropy	0.323	Xtrriage
Bulk solvent k_{sol} (e/Å ³), B_{sol} (Å ²)	0.38 , 55.6	EDS
L-test for twinning ²	$\langle L \rangle = 0.50$, $\langle L^2 \rangle = 0.33$	Xtrriage
Estimated twinning fraction	No twinning to report.	Xtrriage
F_o, F_c correlation	0.94	EDS
Total number of atoms	19948	wwPDB-VP
Average B, all atoms (Å ²)	29.0	wwPDB-VP

Xtrriage's analysis on translational NCS is as follows: *The largest off-origin peak in the Patterson function is 13.16% of the height of the origin peak. No significant pseudotranslation is detected.*

¹Intensities estimated from amplitudes.

²Theoretical values of $\langle |L| \rangle$, $\langle L^2 \rangle$ for acentric reflections are 0.5, 0.333 respectively for untwinned datasets, and 0.375, 0.2 for perfectly twinned datasets.

5 Model quality

5.1 Standard geometry

Bond lengths and bond angles in the following residue types are not validated in this section: GOL, PER

The Z score for a bond length (or angle) is the number of standard deviations the observed value is removed from the expected value. A bond length (or angle) with $|Z| > 5$ is considered an outlier worth inspection. RMSZ is the root-mean-square of all Z scores of the bond lengths (or angles).

Mol	Chain	Bond lengths		Bond angles	
		RMSZ	# Z >5	RMSZ	# Z >5
1	A	0.37	0/2028	0.62	1/2757 (0.0%)
1	B	0.34	0/2028	0.63	0/2757
1	C	0.37	0/2023	0.63	1/2750 (0.0%)
1	D	0.37	0/2028	0.63	0/2757
1	E	0.37	0/2023	0.62	0/2750
1	F	0.35	0/2028	0.61	0/2757
1	G	0.35	0/2023	0.60	0/2750
1	H	0.35	0/2028	0.60	0/2757
1	I	0.36	0/2028	0.64	0/2757
1	J	0.36	0/2028	0.62	0/2757
All	All	0.36	0/20265	0.62	2/27549 (0.0%)

There are no bond length outliers.

All (2) bond angle outliers are listed below:

Mol	Chain	Res	Type	Atoms	Z	Observed(°)	Ideal(°)
1	A	39	LEU	CA-CB-CG	5.20	127.26	115.30
1	C	74	LEU	CA-CB-CG	5.03	126.87	115.30

There are no chirality outliers.

There are no planarity outliers.

5.2 Too-close contacts

In the following table, the Non-H and H(model) columns list the number of non-hydrogen atoms and hydrogen atoms in the chain respectively. The H(added) column lists the number of hydrogen atoms added and optimized by MolProbity. The Clashes column lists the number of clashes within the asymmetric unit, whereas Symm-Clashes lists symmetry-related clashes.

Mol	Chain	Non-H	H(model)	H(added)	Clashes	Symm-Clashes
1	A	1973	0	1957	75	0
1	B	1973	0	1957	79	0
1	C	1968	0	1952	74	0
1	D	1973	0	1957	65	0
1	E	1968	0	1952	88	0
1	F	1973	0	1957	79	0
1	G	1968	0	1952	89	0
1	H	1973	0	1957	65	0
1	I	1973	0	1957	80	0
1	J	1973	0	1957	82	0
2	A	6	0	8	14	0
2	C	6	0	8	5	0
2	D	6	0	6	3	0
2	E	6	0	5	6	0
2	G	6	0	5	8	0
2	H	6	0	8	2	0
2	J	6	0	6	2	0
3	B	2	0	0	0	0
3	F	2	0	0	0	0
3	I	2	0	0	0	0
4	A	23	0	0	2	0
4	B	20	0	0	1	0
4	C	27	0	0	1	0
4	D	19	0	0	0	0
4	E	16	0	0	0	0
4	F	19	0	0	2	0
4	G	14	0	0	2	0
4	H	20	0	0	2	0
4	I	14	0	0	0	0
4	J	13	0	0	0	0
All	All	19948	0	19601	645	0

The all-atom clashscore is defined as the number of clashes found per 1000 atoms (including hydrogen atoms). The all-atom clashscore for this structure is 16.

All (645) close contacts within the same asymmetric unit are listed below, sorted by their clash magnitude.

Atom-1	Atom-2	Interatomic distance (Å)	Clash overlap (Å)
1:C:47:THR:CB	2:C:251:GOL:H12	1.76	1.12
1:A:49:VAL:HB	2:A:251:GOL:H31	1.15	1.09
1:A:49:VAL:HB	2:A:251:GOL:C3	1.84	1.07
1:C:47:THR:HB	2:C:251:GOL:C1	1.87	1.03

Continued on next page...

Continued from previous page...

Atom-1	Atom-2	Interatomic distance (Å)	Clash overlap (Å)
1:G:206:ARG:HH21	1:G:214:TRP:HE1	1.12	0.92
1:I:128:VAL:HG13	1:I:141:LEU:HB2	1.51	0.92
1:E:47:THR:HB	2:E:251:GOL:H32	1.51	0.92
1:B:106:GLN:HE22	1:C:107:GLY:HA3	1.36	0.91
1:A:5:ILE:HG12	1:B:5:ILE:HD13	1.52	0.90
1:G:55:VAL:O	1:G:59:ARG:HG2	1.71	0.89
1:D:69:VAL:HG21	1:D:158:VAL:HG11	1.59	0.84
1:B:59:ARG:HH11	1:B:59:ARG:HB3	1.42	0.83
1:G:49:VAL:H	2:G:251:GOL:H31	1.42	0.83
1:G:206:ARG:NH2	1:G:214:TRP:HE1	1.75	0.83
1:C:47:THR:HB	2:C:251:GOL:H12	0.90	0.83
1:H:106:GLN:NE2	1:I:107:GLY:HA3	1.93	0.83
1:I:59:ARG:HH21	1:I:59:ARG:HG3	1.42	0.82
1:E:8:ILE:H	1:F:117:HIS:HD2	1.23	0.81
1:I:55:VAL:O	1:I:59:ARG:HG2	1.80	0.81
1:A:126:ARG:HH22	2:A:251:GOL:C3	1.93	0.81
1:G:161:LEU:HD13	1:H:147:LEU:HD12	1.64	0.80
1:E:72:ILE:HD11	1:E:102:ILE:HG13	1.62	0.80
1:F:5:ILE:HG22	1:F:114:GLY:HA3	1.64	0.79
1:E:49:VAL:H	2:E:251:GOL:H31	1.47	0.79
1:A:69:VAL:HG21	1:A:158:VAL:HG11	1.61	0.79
1:A:220:ARG:NH1	1:A:220:ARG:HB2	1.97	0.78
1:D:183:GLU:O	1:D:183:GLU:HG2	1.81	0.78
1:I:69:VAL:HG21	1:I:158:VAL:HG11	1.66	0.78
1:B:111:ARG:HH21	1:C:106:GLN:HE21	1.30	0.77
1:A:220:ARG:HB2	1:A:220:ARG:HH11	1.51	0.76
1:J:197:ARG:O	1:J:201:GLU:HG2	1.84	0.76
1:A:125:VAL:HG22	1:A:143:TYR:O	1.85	0.76
1:I:5:ILE:HD13	1:J:5:ILE:HD13	1.66	0.76
1:I:2:PRO:HB2	1:J:5:ILE:O	1.85	0.76
1:I:125:VAL:HG22	1:I:143:TYR:O	1.86	0.75
1:I:39:LEU:HD22	1:I:72:ILE:HG23	1.69	0.75
1:I:128:VAL:CG1	1:I:141:LEU:HB2	2.15	0.75
1:F:69:VAL:HG21	1:F:158:VAL:HG21	1.68	0.75
1:E:48:PRO:HG3	1:F:211:TRP:O	1.86	0.74
1:B:112:ARG:HG2	1:B:112:ARG:HH11	1.53	0.74
1:E:7:LEU:HD21	1:F:3:GLY:HA3	1.70	0.74
1:A:49:VAL:CB	2:A:251:GOL:H31	2.09	0.73
1:E:72:ILE:HG12	1:E:100:PRO:HG2	1.69	0.73
1:A:191:THR:H	1:A:195:GLN:NE2	1.87	0.73
1:A:49:VAL:N	2:A:251:GOL:H32	2.03	0.73

Continued on next page...

Continued from previous page...

Atom-1	Atom-2	Interatomic distance (Å)	Clash overlap (Å)
1:J:42:HIS:CE1	1:J:75:SER:HB3	2.23	0.73
1:C:15:MET:HE3	1:C:109:VAL:HG22	1.70	0.73
1:B:125:VAL:HA	1:B:145:MET:HE1	1.70	0.72
1:I:2:PRO:HB3	1:J:6:PRO:HA	1.70	0.72
1:F:220:ARG:HH11	1:F:220:ARG:HB2	1.53	0.72
1:A:15:MET:HE1	1:A:109:VAL:HG13	1.71	0.72
1:G:220:ARG:H	1:G:220:ARG:HD2	1.52	0.71
1:I:55:VAL:HG11	1:J:180:ILE:HD11	1.72	0.71
1:B:191:THR:H	1:B:195:GLN:NE2	1.86	0.71
1:G:17:VAL:HG11	1:G:102:ILE:HG12	1.70	0.71
1:A:126:ARG:NH2	2:A:251:GOL:H31	2.04	0.71
1:G:69:VAL:HG21	1:G:158:VAL:HG11	1.73	0.70
1:C:186:ILE:HD13	1:D:48:PRO:HB2	1.74	0.70
1:E:42:HIS:CE1	1:E:75:SER:HB3	2.27	0.69
1:F:42:HIS:CE1	1:F:75:SER:HB3	2.28	0.69
1:F:67:LEU:O	1:F:162:LYS:HE3	1.92	0.69
1:A:119:GLU:HB2	4:A:260:HOH:O	1.92	0.69
1:G:236:LYS:HD3	1:H:227:ARG:NH1	2.07	0.69
1:C:5:ILE:HD12	1:D:5:ILE:CG1	2.23	0.69
1:C:5:ILE:HD12	1:D:5:ILE:HG13	1.74	0.68
1:C:48:PRO:HG2	2:C:251:GOL:O2	1.93	0.68
1:G:74:LEU:HD23	1:G:75:SER:N	2.08	0.68
1:C:180:ILE:HD11	1:D:55:VAL:HG21	1.76	0.68
1:I:153:GLU:O	1:I:157:ILE:HG12	1.93	0.67
1:C:179:GLU:HB3	1:D:59:ARG:NH2	2.10	0.67
1:J:197:ARG:HB2	1:J:197:ARG:NH1	2.09	0.67
1:J:105:PRO:O	1:J:106:GLN:HB2	1.95	0.66
1:H:105:PRO:O	1:H:106:GLN:HB2	1.93	0.66
1:D:107:GLY:HA3	1:E:106:GLN:HE22	1.60	0.66
1:H:15:MET:HE2	1:H:26:LEU:HD12	1.76	0.66
1:E:39:LEU:HD12	1:E:40:PHE:N	2.10	0.66
1:D:122:THR:OG1	1:E:105:PRO:HG2	1.96	0.66
1:E:51:THR:HG23	1:E:89:ILE:CD1	2.25	0.66
1:J:67:LEU:O	1:J:162:LYS:HE3	1.96	0.65
1:I:5:ILE:HG22	1:I:114:GLY:HA3	1.77	0.65
1:I:59:ARG:HG3	1:I:59:ARG:NH2	2.12	0.65
1:A:49:VAL:CB	2:A:251:GOL:C3	2.71	0.65
1:A:96:ARG:HG3	1:A:96:ARG:HH11	1.62	0.65
1:E:5:ILE:HG22	1:E:114:GLY:HA3	1.79	0.65
1:G:186:ILE:HD13	1:H:48:PRO:HB2	1.79	0.65
1:E:49:VAL:N	2:E:251:GOL:H31	2.11	0.65

Continued on next page...

Continued from previous page...

Atom-1	Atom-2	Interatomic distance (Å)	Clash overlap (Å)
1:B:60:ARG:HH11	1:B:60:ARG:HG3	1.62	0.64
1:G:20:ASP:HB2	1:G:83:ILE:HD11	1.79	0.64
1:I:119:GLU:OE1	1:I:145:MET:HG2	1.97	0.64
1:D:191:THR:H	1:D:195:GLN:NE2	1.96	0.64
1:E:4:SER:HA	1:F:4:SER:HA	1.79	0.64
1:G:220:ARG:HD2	1:G:220:ARG:N	2.12	0.64
1:A:151:VAL:HA	1:A:154:ILE:HD13	1.79	0.64
1:B:119:GLU:OE2	1:B:145:MET:HG2	1.97	0.64
1:G:48:PRO:HB2	1:H:186:ILE:HG21	1.80	0.64
1:J:74:LEU:HD23	1:J:102:ILE:CG2	2.28	0.64
1:F:105:PRO:HG2	1:G:122:THR:HB	1.80	0.64
1:J:185:LEU:HD12	1:J:217:PRO:HG2	1.79	0.64
1:E:85:TRP:O	1:E:89:ILE:HG12	1.97	0.64
1:C:103:ALA:C	1:C:105:PRO:HD3	2.18	0.63
1:G:17:VAL:HG13	1:G:102:ILE:HG23	1.78	0.63
1:G:49:VAL:H	2:G:251:GOL:C3	2.09	0.63
1:E:3:GLY:O	1:F:5:ILE:HD13	1.99	0.63
1:G:48:PRO:HB2	1:H:186:ILE:HD13	1.81	0.63
1:B:15:MET:HE2	1:B:26:LEU:HD12	1.81	0.63
1:E:2:PRO:CD	1:F:6:PRO:HA	2.29	0.63
1:I:51:THR:HG23	1:I:89:ILE:HD12	1.79	0.63
1:E:193:GLU:HG2	1:G:83:ILE:HD12	1.81	0.62
1:G:5:ILE:HG22	1:G:114:GLY:HA3	1.80	0.62
1:I:51:THR:HG23	1:I:89:ILE:CD1	2.30	0.62
1:B:170:ALA:HB3	1:B:186:ILE:HB	1.82	0.62
1:E:72:ILE:CD1	1:E:102:ILE:HG13	2.28	0.62
1:B:111:ARG:HH21	1:C:106:GLN:NE2	1.96	0.62
1:E:48:PRO:HD2	2:E:251:GOL:H32	1.80	0.62
1:G:41:SER:HB2	1:G:124:THR:HG21	1.79	0.62
1:A:105:PRO:O	1:A:106:GLN:HB2	1.99	0.62
1:C:39:LEU:HD22	1:C:72:ILE:HG23	1.82	0.62
1:E:51:THR:HG23	1:E:89:ILE:HD12	1.81	0.62
1:G:49:VAL:N	2:G:251:GOL:H31	2.14	0.62
1:C:119:GLU:OE2	1:C:145:MET:HG2	2.00	0.61
1:A:49:VAL:H	2:A:251:GOL:H32	1.63	0.61
1:E:10:GLU:CD	1:F:2:PRO:HD2	2.20	0.61
1:E:8:ILE:H	1:F:117:HIS:CD2	2.12	0.61
1:H:185:LEU:O	1:H:214:TRP:HB2	2.00	0.61
1:B:125:VAL:HA	1:B:145:MET:CE	2.30	0.61
1:C:5:ILE:HD13	1:C:5:ILE:H	1.64	0.61
1:E:185:LEU:O	1:E:214:TRP:HB2	2.01	0.61

Continued on next page...

Continued from previous page...

Atom-1	Atom-2	Interatomic distance (Å)	Clash overlap (Å)
1:D:112:ARG:HG3	1:D:112:ARG:HH11	1.65	0.61
1:E:10:GLU:OE1	1:F:2:PRO:HD2	2.01	0.61
1:E:74:LEU:HD12	1:E:75:SER:N	2.16	0.61
1:F:119:GLU:OE2	1:F:145:MET:HG2	2.01	0.61
1:G:179:GLU:HB3	1:H:59:ARG:HH12	1.66	0.61
1:B:107:GLY:HA3	1:C:106:GLN:HE22	1.65	0.61
1:G:59:ARG:HH12	1:H:179:GLU:HB3	1.65	0.61
1:E:2:PRO:HD2	1:F:6:PRO:HA	1.83	0.61
1:E:111:ARG:HB2	1:E:111:ARG:NH1	2.16	0.61
1:I:86:LYS:HE3	1:I:101:ILE:HD13	1.82	0.60
1:A:59:ARG:HH21	1:A:241:LEU:HD11	1.66	0.60
1:A:106:GLN:HG3	1:J:122:THR:HA	1.83	0.60
1:H:239:LYS:HE2	1:H:244:GLU:OE2	2.02	0.60
1:G:208:LEU:HD13	1:G:214:TRP:HZ3	1.67	0.60
1:B:54:PHE:HE2	1:B:101:ILE:CD1	2.14	0.60
1:A:59:ARG:HH21	1:A:241:LEU:HD21	1.66	0.60
1:E:225:GLU:HG3	1:E:228:ARG:HH21	1.67	0.59
1:H:106:GLN:HE21	1:I:107:GLY:HA3	1.67	0.59
1:A:215:ASP:OD1	1:A:217:PRO:HD3	2.02	0.59
1:A:126:ARG:NH2	2:A:251:GOL:C3	2.60	0.59
1:E:194:ASP:N	1:E:194:ASP:OD2	2.34	0.59
1:G:59:ARG:HH12	1:H:179:GLU:CB	2.14	0.59
1:I:42:HIS:CE1	1:I:75:SER:HB3	2.37	0.59
1:E:59:ARG:HD3	1:F:179:GLU:OE2	2.03	0.59
1:F:241:LEU:O	1:F:245:ALA:HB2	2.02	0.59
1:I:66:ARG:HH22	1:I:228:ARG:HH12	1.51	0.59
1:I:186:ILE:HG21	1:J:48:PRO:HB2	1.85	0.59
1:A:125:VAL:HG22	1:A:126:ARG:H	1.68	0.58
1:A:15:MET:HE3	1:A:109:VAL:HG22	1.84	0.58
1:C:227:ARG:NH2	1:D:236:LYS:HG2	2.18	0.58
1:E:7:LEU:O	1:E:10:GLU:HB2	2.04	0.58
1:E:208:LEU:HD22	1:E:214:TRP:HZ3	1.69	0.58
1:B:54:PHE:HE2	1:B:101:ILE:HD12	1.69	0.58
1:G:134:ARG:HH11	1:G:134:ARG:HG2	1.69	0.58
1:C:179:GLU:HB3	1:D:59:ARG:HH21	1.68	0.58
1:G:59:ARG:HG3	1:G:59:ARG:HH11	1.68	0.58
1:G:42:HIS:CE1	1:G:75:SER:HB3	2.39	0.57
1:H:119:GLU:OE2	1:H:145:MET:HG2	2.04	0.57
1:G:67:LEU:O	1:G:162:LYS:HE3	2.04	0.57
1:G:115:LEU:HB3	1:G:124:THR:OG1	2.03	0.57
1:E:99:PHE:HB2	1:E:100:PRO:HD2	1.84	0.57

Continued on next page...

Continued from previous page...

Atom-1	Atom-2	Interatomic distance (Å)	Clash overlap (Å)
1:A:67:LEU:O	1:A:162:LYS:HE3	2.03	0.57
1:C:15:MET:HE1	1:C:109:VAL:HG13	1.85	0.57
1:D:78:SER:OG	1:E:123:HIS:HE1	1.88	0.57
1:E:2:PRO:HD2	1:F:10:GLU:OE1	2.03	0.57
1:A:106:GLN:HE22	1:J:111:ARG:HH12	1.53	0.57
1:B:67:LEU:O	1:B:162:LYS:HE3	2.05	0.57
1:I:5:ILE:HD11	1:J:5:ILE:HG21	1.87	0.57
1:H:69:VAL:HG21	1:H:158:VAL:HG11	1.86	0.57
1:I:86:LYS:CE	1:I:101:ILE:HD13	2.34	0.57
1:C:42:HIS:CE1	1:C:75:SER:HB3	2.40	0.57
1:F:19:THR:HG22	1:F:102:ILE:HG12	1.86	0.57
1:F:91:ARG:HH11	1:F:91:ARG:HG2	1.70	0.57
1:G:215:ASP:OD1	1:G:217:PRO:HD3	2.05	0.57
1:F:96:ARG:O	1:F:98:PRO:HD3	2.05	0.57
1:F:163:LEU:HD11	1:F:222:ASP:HB3	1.87	0.56
1:G:166:SER:O	1:G:168:LYS:HE2	2.05	0.56
1:D:126:ARG:HB3	1:D:149:ARG:CZ	2.35	0.56
1:A:220:ARG:HH11	1:A:220:ARG:CB	2.17	0.56
1:B:75:SER:OG	1:B:82:HIS:HE1	1.89	0.56
1:F:39:LEU:HD12	1:F:40:PHE:N	2.21	0.56
1:H:122:THR:HG23	1:H:123:HIS:CD2	2.41	0.56
1:A:180:ILE:HD11	1:B:55:VAL:HG21	1.86	0.56
1:F:24:ILE:HD11	1:F:26:LEU:HD21	1.88	0.56
1:J:99:PHE:HB2	1:J:100:PRO:HD2	1.88	0.56
1:D:130:ILE:HG13	1:D:139:THR:HB	1.88	0.56
1:I:48:PRO:HB2	1:J:186:ILE:HD13	1.88	0.56
1:B:103:ALA:C	1:B:105:PRO:HD3	2.26	0.56
1:F:197:ARG:O	1:F:201:GLU:HG3	2.06	0.56
1:B:96:ARG:NH1	1:B:96:ARG:HB3	2.21	0.55
1:G:210:TRP:NE1	1:I:87:GLU:OE2	2.39	0.55
1:B:122:THR:HA	1:C:106:GLN:HG2	1.88	0.55
1:B:220:ARG:O	1:B:224:GLU:HB2	2.06	0.55
1:E:105:PRO:O	1:E:106:GLN:HB2	2.05	0.55
1:E:191:THR:HG22	1:E:191:THR:O	2.06	0.55
1:H:75:SER:OG	1:H:82:HIS:HE1	1.89	0.55
1:G:3:GLY:O	1:H:4:SER:HA	2.07	0.55
1:A:74:LEU:HD13	1:A:102:ILE:HB	1.89	0.55
1:A:191:THR:H	1:A:195:GLN:HE22	1.54	0.55
1:J:85:TRP:O	1:J:89:ILE:HG12	2.06	0.55
1:J:227:ARG:HH11	1:J:227:ARG:HG3	1.72	0.55
1:C:185:LEU:O	1:C:214:TRP:HB2	2.07	0.55

Continued on next page...

Continued from previous page...

Atom-1	Atom-2	Interatomic distance (Å)	Clash overlap (Å)
1:D:104:ASP:N	1:D:105:PRO:HD3	2.21	0.55
1:B:14:GLU:HG3	1:B:25:LYS:HZ3	1.72	0.55
1:H:199:ARG:NH1	4:H:254:HOH:O	2.40	0.55
1:E:215:ASP:OD2	1:E:217:PRO:HD3	2.06	0.55
1:F:106:GLN:NE2	1:G:76:VAL:HG11	2.21	0.55
1:H:42:HIS:CE1	1:H:75:SER:HB3	2.42	0.55
1:G:39:LEU:C	1:G:39:LEU:HD23	2.28	0.54
1:G:17:VAL:HG11	1:G:102:ILE:CG1	2.37	0.54
1:C:126:ARG:HB3	1:C:149:ARG:CZ	2.37	0.54
1:D:92:HIS:O	1:D:245:ALA:HB1	2.07	0.54
1:G:105:PRO:O	1:G:106:GLN:HB2	2.06	0.54
1:J:207:CYS:SG	1:J:209:ASP:O	2.66	0.54
1:A:244:GLU:OE2	1:A:244:GLU:N	2.40	0.54
1:H:126:ARG:HB3	1:H:149:ARG:CZ	2.37	0.54
1:A:105:PRO:O	1:A:106:GLN:CB	2.56	0.54
1:B:105:PRO:O	1:B:106:GLN:HB2	2.08	0.54
1:E:150:LEU:HD22	1:F:153:GLU:OE1	2.08	0.54
1:E:173:ALA:HB2	1:F:53:GLU:HG2	1.89	0.54
1:F:76:VAL:HG22	1:F:76:VAL:O	2.07	0.54
1:I:243:GLU:HB2	1:I:244:GLU:OE2	2.08	0.54
1:A:122:THR:HB	1:J:105:PRO:HG2	1.90	0.54
1:C:15:MET:CE	1:C:109:VAL:HG13	2.36	0.54
1:C:172:PRO:HG3	1:C:181:ILE:HD11	1.89	0.54
1:G:202:SER:OG	1:G:204:GLN:HG2	2.07	0.54
1:J:74:LEU:HD23	1:J:102:ILE:HB	1.90	0.54
1:J:215:ASP:OD2	1:J:217:PRO:HD3	2.07	0.54
1:E:52:THR:HB	1:F:178:ASN:HD21	1.73	0.53
1:F:107:GLY:HA3	1:G:106:GLN:HE22	1.73	0.53
1:G:59:ARG:HG3	1:G:59:ARG:NH1	2.23	0.53
1:C:15:MET:HE3	1:C:109:VAL:CG2	2.38	0.53
1:D:103:ALA:C	1:D:105:PRO:HD3	2.29	0.53
1:E:193:GLU:CG	1:G:83:ILE:HD12	2.38	0.53
1:D:163:LEU:HD11	1:D:222:ASP:HB3	1.89	0.53
1:H:132:ASP:OD2	1:H:138:ARG:HD3	2.08	0.53
1:F:43:PRO:HG3	1:F:145:MET:SD	2.48	0.53
1:A:59:ARG:HG2	1:A:59:ARG:HH11	1.74	0.53
1:E:48:PRO:HD2	2:E:251:GOL:C3	2.37	0.53
1:H:47:THR:HB	2:H:251:GOL:H31	1.89	0.53
1:A:59:ARG:HG2	1:A:59:ARG:NH1	2.22	0.53
1:D:49:VAL:H	2:D:251:GOL:H31	1.73	0.53
1:F:244:GLU:HG2	1:F:244:GLU:O	2.08	0.53

Continued on next page...

Continued from previous page...

Atom-1	Atom-2	Interatomic distance (Å)	Clash overlap (Å)
1:A:2:PRO:HB3	1:B:5:ILE:O	2.08	0.53
1:B:112:ARG:HG2	1:B:112:ARG:NH1	2.23	0.53
1:D:74:LEU:HD13	1:D:74:LEU:C	2.29	0.53
1:I:43:PRO:HG3	1:I:145:MET:SD	2.49	0.53
1:I:86:LYS:NZ	1:I:101:ILE:HD13	2.24	0.53
1:B:13:PRO:HB3	1:B:112:ARG:NH1	2.24	0.53
1:G:17:VAL:CG1	1:G:102:ILE:HG23	2.39	0.53
1:B:111:ARG:NH2	1:C:106:GLN:HE21	2.01	0.52
1:G:5:ILE:HD13	1:G:5:ILE:H	1.73	0.52
1:H:106:GLN:HE22	1:I:107:GLY:HA3	1.71	0.52
1:I:132:ASP:OD2	1:I:138:ARG:HD3	2.08	0.52
1:B:60:ARG:HG3	1:B:60:ARG:NH1	2.24	0.52
1:I:178:ASN:HD21	1:J:52:THR:HB	1.74	0.52
1:J:126:ARG:HB3	1:J:149:ARG:CZ	2.38	0.52
1:F:36:TRP:CD2	1:F:132:ASP:HA	2.44	0.52
1:B:53:GLU:OE1	1:B:126:ARG:NH1	2.43	0.52
1:C:112:ARG:HH11	1:C:112:ARG:HG2	1.73	0.52
1:A:5:ILE:HG12	1:B:5:ILE:CD1	2.31	0.52
1:B:185:LEU:HD12	1:B:217:PRO:HG2	1.90	0.52
1:G:236:LYS:HD3	1:H:227:ARG:CZ	2.40	0.52
1:G:242:TYR:CD1	1:H:214:TRP:HH2	2.27	0.52
1:E:147:LEU:HD23	1:F:171:VAL:HB	1.91	0.52
1:D:42:HIS:CE1	1:D:75:SER:HB3	2.45	0.52
1:C:202:SER:OG	1:C:204:GLN:HG2	2.10	0.52
1:D:36:TRP:CD2	1:D:132:ASP:HA	2.45	0.52
1:B:25:LYS:HZ2	1:B:28:ASP:CG	2.12	0.51
1:B:100:PRO:O	1:B:101:ILE:HD13	2.09	0.51
1:D:74:LEU:HD23	1:D:102:ILE:HB	1.92	0.51
1:I:7:LEU:HD13	1:J:117:HIS:HA	1.92	0.51
1:J:197:ARG:HB2	1:J:197:ARG:HH11	1.73	0.51
1:H:74:LEU:HD12	1:H:75:SER:N	2.25	0.51
1:C:60:ARG:HG3	1:C:60:ARG:HH11	1.75	0.51
1:J:167:LEU:HD23	1:J:217:PRO:HG2	1.93	0.51
1:J:220:ARG:O	1:J:224:GLU:HG3	2.08	0.51
1:I:99:PHE:HB2	1:I:100:PRO:HD2	1.91	0.51
1:G:48:PRO:HD3	1:H:211:TRP:O	2.11	0.51
1:I:105:PRO:O	1:I:106:GLN:HB2	2.10	0.51
1:E:207:CYS:SG	1:E:209:ASP:O	2.68	0.51
1:G:220:ARG:HG2	1:G:220:ARG:HH11	1.75	0.51
1:B:65:GLN:HE21	1:B:65:GLN:CA	2.24	0.51
1:E:214:TRP:HH2	1:F:242:TYR:CD1	2.29	0.51

Continued on next page...

Continued from previous page...

Atom-1	Atom-2	Interatomic distance (Å)	Clash overlap (Å)
1:C:74:LEU:C	1:C:74:LEU:HD13	2.31	0.51
1:B:122:THR:HA	1:C:106:GLN:CG	2.41	0.51
1:C:215:ASP:OD2	1:C:217:PRO:HD3	2.11	0.51
1:I:44:ALA:HB2	1:I:123:HIS:HD2	1.76	0.50
1:G:36:TRP:CD2	1:G:132:ASP:HA	2.47	0.50
1:I:100:PRO:C	1:I:101:ILE:HD12	2.32	0.50
1:B:59:ARG:HH11	1:B:59:ARG:CB	2.21	0.50
1:B:96:ARG:O	1:B:98:PRO:HD3	2.12	0.50
1:F:55:VAL:O	1:F:59:ARG:HG3	2.11	0.50
1:H:86:LYS:HE3	1:H:101:ILE:CD1	2.42	0.50
1:I:154:ILE:HD12	1:I:154:ILE:N	2.27	0.50
1:D:27:PRO:O	1:D:31:VAL:HG23	2.11	0.50
1:D:39:LEU:HD22	1:D:72:ILE:HG23	1.92	0.50
1:D:67:LEU:O	1:D:162:LYS:HE3	2.11	0.50
1:I:170:ALA:HB3	1:I:186:ILE:HB	1.94	0.50
1:A:239:LYS:HD3	1:A:243:GLU:OE1	2.12	0.50
1:G:49:VAL:CB	2:G:251:GOL:H31	2.41	0.50
1:G:5:ILE:HG12	1:G:6:PRO:O	2.12	0.50
1:G:200:MET:HA	1:G:200:MET:CE	2.41	0.50
1:J:105:PRO:O	1:J:106:GLN:CB	2.60	0.50
1:I:125:VAL:HG22	1:I:126:ARG:H	1.77	0.49
1:J:227:ARG:HG3	1:J:227:ARG:NH1	2.27	0.49
1:C:224:GLU:OE1	1:C:231:ARG:NH2	2.46	0.49
1:I:48:PRO:HB2	1:J:186:ILE:HG21	1.94	0.49
1:H:176:PRO:HG2	1:H:227:ARG:HG3	1.93	0.49
1:I:14:GLU:HG2	1:I:25:LYS:HE2	1.94	0.49
1:J:91:ARG:HG2	1:J:91:ARG:HH11	1.77	0.49
1:J:240:LEU:O	1:J:243:GLU:HB2	2.11	0.49
1:C:67:LEU:HD13	1:C:158:VAL:HG23	1.94	0.49
1:E:86:LYS:HE3	1:E:101:ILE:CD1	2.42	0.49
1:E:115:LEU:HB3	1:E:124:THR:HB	1.93	0.49
1:E:126:ARG:HB3	1:E:149:ARG:CZ	2.43	0.49
1:J:96:ARG:O	1:J:98:PRO:HD3	2.13	0.49
1:D:208:LEU:N	1:D:208:LEU:HD12	2.27	0.49
1:H:190:PRO:HB3	1:H:195:GLN:HB3	1.95	0.49
1:G:126:ARG:HB3	1:G:149:ARG:CZ	2.43	0.49
1:A:106:GLN:NE2	1:J:111:ARG:HH12	2.10	0.49
1:C:219:SER:HB3	1:C:222:ASP:OD2	2.13	0.49
1:J:111:ARG:HG3	1:J:111:ARG:HH11	1.78	0.49
1:E:36:TRP:HB2	1:E:69:VAL:HG22	1.95	0.49
1:F:183:GLU:OE1	1:F:223:VAL:HG21	2.12	0.49

Continued on next page...

Continued from previous page...

Atom-1	Atom-2	Interatomic distance (Å)	Clash overlap (Å)
1:G:199:ARG:NH1	4:G:254:HOH:O	2.45	0.49
1:H:36:TRP:HB2	1:H:69:VAL:HG22	1.95	0.49
1:E:5:ILE:HB	1:E:6:PRO:HD2	1.94	0.49
1:D:197:ARG:HH11	1:D:197:ARG:HB2	1.78	0.48
1:E:208:LEU:HD22	1:E:214:TRP:CZ3	2.48	0.48
1:I:14:GLU:CG	1:I:25:LYS:HE2	2.43	0.48
1:I:104:ASP:OD2	1:I:107:GLY:HA2	2.13	0.48
1:A:42:HIS:CE1	1:A:75:SER:HB3	2.48	0.48
1:B:244:GLU:CD	1:B:244:GLU:H	2.15	0.48
1:D:183:GLU:HG3	1:D:223:VAL:CG2	2.43	0.48
1:H:175:TRP:CG	1:H:176:PRO:HA	2.48	0.48
1:J:208:LEU:HD13	1:J:214:TRP:HZ3	1.79	0.48
1:A:154:ILE:O	1:A:158:VAL:HG23	2.14	0.48
1:F:5:ILE:HB	1:F:6:PRO:HD2	1.95	0.48
1:J:51:THR:HG23	1:J:89:ILE:CD1	2.43	0.48
1:B:126:ARG:HB3	1:B:149:ARG:CZ	2.44	0.48
1:E:197:ARG:O	1:E:201:GLU:HB2	2.13	0.48
1:J:83:ILE:O	1:J:87:GLU:HG3	2.14	0.48
1:A:59:ARG:NH2	1:A:241:LEU:HD21	2.28	0.48
1:D:96:ARG:O	1:D:98:PRO:HD3	2.14	0.48
1:C:48:PRO:HG2	2:C:251:GOL:HO2	1.79	0.48
1:D:72:ILE:CD1	1:D:100:PRO:HG2	2.44	0.48
1:G:179:GLU:CB	1:H:59:ARG:HH12	2.27	0.48
1:A:49:VAL:HB	2:A:251:GOL:H32	1.85	0.48
1:B:55:VAL:O	1:B:59:ARG:HG3	2.13	0.48
1:B:6:PRO:O	1:B:7:LEU:HD23	2.14	0.48
1:B:192:THR:OG1	1:B:195:GLN:HG3	2.13	0.48
1:F:105:PRO:O	1:F:106:GLN:HB2	2.13	0.48
1:J:244:GLU:OE2	1:J:244:GLU:HA	2.14	0.48
1:F:55:VAL:HG22	1:F:95:VAL:HG21	1.95	0.48
1:H:76:VAL:HG11	1:I:106:GLN:NE2	2.28	0.48
1:J:74:LEU:HD21	1:J:104:ASP:HB2	1.95	0.48
1:J:138:ARG:NH2	1:J:165:ASP:OD2	2.46	0.48
1:D:72:ILE:HD13	1:D:100:PRO:HG2	1.96	0.47
1:E:147:LEU:HG	1:F:161:LEU:HD13	1.95	0.47
1:F:59:ARG:HG2	1:F:59:ARG:HH11	1.79	0.47
1:F:175:TRP:CG	1:F:176:PRO:HA	2.49	0.47
1:B:103:ALA:O	1:B:105:PRO:HD3	2.15	0.47
1:J:74:LEU:C	1:J:74:LEU:HD13	2.35	0.47
1:B:15:MET:CE	1:B:109:VAL:HG13	2.45	0.47
1:C:153:GLU:OE1	1:D:150:LEU:HD22	2.15	0.47

Continued on next page...

Continued from previous page...

Atom-1	Atom-2	Interatomic distance (Å)	Clash overlap (Å)
1:G:208:LEU:HD13	1:G:214:TRP:CZ3	2.48	0.47
1:B:14:GLU:HG3	1:B:25:LYS:NZ	2.29	0.47
1:B:100:PRO:C	1:B:101:ILE:HD13	2.34	0.47
1:C:181:ILE:HG12	1:C:181:ILE:O	2.13	0.47
1:F:99:PHE:HB2	1:F:100:PRO:HD2	1.96	0.47
1:I:215:ASP:OD2	1:I:217:PRO:HD3	2.14	0.47
1:F:76:VAL:HB	4:F:257:HOH:O	2.14	0.47
1:I:147:LEU:HD22	1:I:148:GLY:N	2.28	0.47
1:B:115:LEU:HB3	1:B:124:THR:HB	1.97	0.47
1:F:122:THR:OG1	1:F:123:HIS:CD2	2.67	0.47
1:H:103:ALA:C	1:H:105:PRO:HD3	2.35	0.47
1:J:54:PHE:HE2	1:J:101:ILE:CD1	2.26	0.47
1:A:4:SER:HA	1:B:4:SER:HA	1.96	0.47
1:B:168:LYS:N	1:B:168:LYS:HD2	2.30	0.47
1:B:228:ARG:HB3	1:B:228:ARG:NH1	2.29	0.47
1:C:5:ILE:H	1:C:5:ILE:CD1	2.27	0.47
1:C:96:ARG:O	1:C:98:PRO:HD3	2.14	0.47
1:D:19:THR:HG22	1:D:102:ILE:HG12	1.97	0.47
1:G:2:PRO:HB3	1:H:5:ILE:O	2.15	0.47
1:I:60:ARG:HH11	1:I:60:ARG:HG3	1.79	0.47
1:J:208:LEU:HD13	1:J:214:TRP:CZ3	2.50	0.47
1:A:106:GLN:HE21	1:J:111:ARG:HH22	1.63	0.47
1:C:147:LEU:HD12	1:D:161:LEU:HD13	1.96	0.47
1:D:105:PRO:HB2	1:E:122:THR:OG1	2.15	0.47
1:E:105:PRO:O	1:E:106:GLN:CB	2.62	0.47
1:I:122:THR:HG23	1:I:123:HIS:ND1	2.29	0.47
1:D:183:GLU:HG3	1:D:223:VAL:HG21	1.97	0.47
1:G:220:ARG:H	1:G:220:ARG:CD	2.25	0.47
1:H:192:THR:HG23	1:H:195:GLN:NE2	2.30	0.47
1:G:144:PRO:HD3	1:H:139:THR:OG1	2.15	0.46
1:B:42:HIS:CE1	1:B:75:SER:HB3	2.49	0.46
1:F:5:ILE:HD13	1:F:5:ILE:H	1.80	0.46
1:H:166:SER:OG	1:H:167:LEU:HD22	2.14	0.46
1:B:54:PHE:CE2	1:B:101:ILE:HD12	2.50	0.46
1:B:150:LEU:HD22	4:B:255:HOH:O	2.16	0.46
1:D:49:VAL:HB	2:D:251:GOL:H31	1.97	0.46
1:I:103:ALA:C	1:I:105:PRO:HD3	2.36	0.46
1:B:106:GLN:HG3	1:C:122:THR:HA	1.98	0.46
1:J:112:ARG:HG2	1:J:112:ARG:HH11	1.80	0.46
1:A:10:GLU:HG3	1:B:118:ALA:HB2	1.97	0.46
1:D:86:LYS:HE2	1:D:97:ILE:CG2	2.46	0.46

Continued on next page...

Continued from previous page...

Atom-1	Atom-2	Interatomic distance (Å)	Clash overlap (Å)
1:D:190:PRO:HA	1:D:195:GLN:NE2	2.31	0.46
1:A:180:ILE:HG22	1:A:181:ILE:HG23	1.97	0.46
1:C:190:PRO:HG2	1:C:210:TRP:CE3	2.51	0.46
1:B:175:TRP:CG	1:B:176:PRO:HA	2.51	0.46
1:C:3:GLY:O	1:D:4:SER:HA	2.16	0.46
1:G:49:VAL:HG23	2:G:251:GOL:H31	1.98	0.46
1:I:39:LEU:HD13	1:I:40:PHE:N	2.31	0.46
1:I:82:HIS:NE2	1:I:101:ILE:HG22	2.31	0.46
1:B:179:GLU:CD	1:B:179:GLU:H	2.18	0.46
1:A:92:HIS:O	1:A:245:ALA:HB1	2.16	0.46
1:C:35:LYS:HG2	4:C:274:HOH:O	2.15	0.46
1:E:225:GLU:HG3	1:E:228:ARG:NH2	2.30	0.46
1:G:31:VAL:HG13	1:G:133:ALA:O	2.16	0.46
1:G:147:LEU:HD22	1:G:148:GLY:O	2.16	0.46
1:I:240:LEU:HD12	1:I:242:TYR:HE2	1.81	0.46
1:E:48:PRO:HB2	1:F:186:ILE:HG21	1.98	0.45
1:B:39:LEU:C	1:B:39:LEU:HD13	2.37	0.45
1:G:55:VAL:HG21	1:H:180:ILE:HD11	1.98	0.45
1:H:128:VAL:HB	1:H:141:LEU:HB2	1.98	0.45
1:I:175:TRP:CG	1:I:176:PRO:HA	2.51	0.45
1:C:225:GLU:HG3	1:C:228:ARG:NH1	2.31	0.45
1:G:49:VAL:HB	2:G:251:GOL:H31	1.98	0.45
1:J:51:THR:HG23	1:J:89:ILE:HD12	1.98	0.45
1:B:124:THR:O	1:B:145:MET:HE1	2.16	0.45
1:E:183:GLU:OE1	1:E:223:VAL:HG21	2.16	0.45
1:H:55:VAL:O	1:H:59:ARG:HG2	2.16	0.45
1:E:197:ARG:HB2	1:E:197:ARG:NH1	2.32	0.45
1:J:39:LEU:HD13	1:J:72:ILE:HG23	1.99	0.45
1:D:86:LYS:HE3	1:D:101:ILE:CD1	2.47	0.45
1:E:10:GLU:OE2	1:F:2:PRO:HD2	2.17	0.45
1:F:48:PRO:O	1:F:52:THR:HG23	2.16	0.45
1:G:48:PRO:CB	1:H:186:ILE:HG21	2.46	0.45
1:J:239:LYS:HD3	1:J:243:GLU:OE1	2.17	0.45
1:E:179:GLU:OE1	1:F:59:ARG:HD3	2.16	0.45
1:F:36:TRP:HB2	1:F:69:VAL:HG22	1.98	0.45
1:F:66:ARG:HG3	1:F:66:ARG:HH11	1.80	0.45
1:F:199:ARG:NH1	4:F:254:HOH:O	2.50	0.45
1:H:27:PRO:O	1:H:31:VAL:HG23	2.17	0.45
1:B:15:MET:HE3	1:B:109:VAL:HG13	1.99	0.45
1:A:2:PRO:HB3	1:B:6:PRO:HA	1.99	0.45
1:A:99:PHE:HA	4:A:265:HOH:O	2.16	0.45

Continued on next page...

Continued from previous page...

Atom-1	Atom-2	Interatomic distance (Å)	Clash overlap (Å)
1:G:105:PRO:O	1:G:106:GLN:CB	2.64	0.45
1:A:130:ILE:HG13	1:A:139:THR:HB	1.98	0.44
1:A:186:ILE:HD13	1:B:48:PRO:HB2	1.99	0.44
1:G:79:VAL:O	1:G:83:ILE:HG12	2.17	0.44
1:I:53:GLU:OE1	1:I:126:ARG:NH1	2.49	0.44
1:I:180:ILE:HD11	1:J:55:VAL:HG21	1.99	0.44
1:A:36:TRP:CD2	1:A:132:ASP:HA	2.53	0.44
1:G:21:HIS:CG	1:G:100:PRO:HB3	2.51	0.44
1:G:83:ILE:O	1:G:87:GLU:HG3	2.17	0.44
1:I:186:ILE:HG21	1:J:48:PRO:CB	2.47	0.44
1:C:5:ILE:HD12	1:D:5:ILE:HG12	1.98	0.44
1:G:86:LYS:HE2	1:G:97:ILE:CG2	2.47	0.44
1:E:48:PRO:CB	1:F:186:ILE:HD13	2.48	0.44
1:I:36:TRP:CD2	1:I:132:ASP:HA	2.51	0.44
1:C:241:LEU:HB2	1:D:180:ILE:HA	1.99	0.44
1:I:132:ASP:OD1	1:I:134:ARG:HB2	2.16	0.44
1:A:54:PHE:HD2	1:A:97:ILE:HD13	1.83	0.44
1:A:122:THR:HA	1:J:106:GLN:HG3	1.99	0.44
1:E:55:VAL:O	1:E:59:ARG:HG3	2.18	0.44
1:I:59:ARG:NH2	1:I:59:ARG:CG	2.79	0.44
1:I:146:GLU:OE2	1:I:146:GLU:N	2.36	0.44
1:A:19:THR:HG22	1:A:102:ILE:HG12	1.99	0.44
1:A:50:SER:H	2:A:251:GOL:C3	2.31	0.44
1:A:197:ARG:HD3	1:A:197:ARG:HA	1.75	0.44
1:G:35:LYS:HD3	4:G:258:HOH:O	2.18	0.44
1:E:10:GLU:HG3	1:F:118:ALA:HB2	2.00	0.44
1:E:39:LEU:HD12	1:E:39:LEU:C	2.38	0.44
1:G:49:VAL:N	2:G:251:GOL:C3	2.75	0.44
1:H:197:ARG:NH1	1:H:197:ARG:HB3	2.33	0.44
1:B:111:ARG:NH2	1:C:106:GLN:NE2	2.63	0.44
1:C:38:VAL:HB	1:C:71:LEU:HD23	1.99	0.44
1:C:158:VAL:HG23	1:C:159:LYS:N	2.32	0.44
1:A:59:ARG:NH2	1:A:241:LEU:HD11	2.31	0.43
1:C:60:ARG:HG3	1:C:60:ARG:NH1	2.32	0.43
1:D:21:HIS:CG	1:D:100:PRO:HB3	2.52	0.43
1:H:187:VAL:HG23	1:H:214:TRP:HA	2.00	0.43
1:I:5:ILE:O	1:J:2:PRO:HB3	2.17	0.43
1:I:44:ALA:HB2	1:I:123:HIS:CD2	2.52	0.43
1:J:175:TRP:CG	1:J:176:PRO:HA	2.53	0.43
1:A:49:VAL:CA	2:A:251:GOL:H32	2.48	0.43
1:A:50:SER:H	2:A:251:GOL:H32	1.84	0.43

Continued on next page...

Continued from previous page...

Atom-1	Atom-2	Interatomic distance (Å)	Clash overlap (Å)
1:I:101:ILE:HD12	1:I:101:ILE:N	2.33	0.43
1:J:115:LEU:HB3	1:J:124:THR:HB	1.99	0.43
1:C:188:PRO:HA	1:C:189:PRO:HD3	1.70	0.43
1:D:5:ILE:HG22	1:D:114:GLY:HA3	1.99	0.43
1:F:75:SER:OG	1:F:82:HIS:HE1	2.01	0.43
1:G:220:ARG:O	1:G:224:GLU:HG3	2.18	0.43
1:J:48:PRO:HD2	2:J:1:GOL:H32	1.99	0.43
1:B:106:GLN:HA	1:B:106:GLN:NE2	2.34	0.43
1:B:67:LEU:HD13	1:B:158:VAL:HG23	1.99	0.43
1:C:242:TYR:CD1	1:C:242:TYR:C	2.91	0.43
1:G:128:VAL:HB	1:G:141:LEU:HB2	2.00	0.43
1:C:189:PRO:HG3	1:D:48:PRO:HG3	2.01	0.43
1:F:132:ASP:OD2	1:F:138:ARG:HD3	2.18	0.43
1:F:175:TRP:CD1	1:F:176:PRO:HA	2.54	0.43
1:H:63:ASP:CG	1:H:228:ARG:HH22	2.21	0.43
1:I:189:PRO:HA	1:I:190:PRO:HD3	1.82	0.43
1:C:74:LEU:HD13	1:C:75:SER:N	2.34	0.43
1:C:186:ILE:HG21	1:D:48:PRO:HB2	1.99	0.43
1:G:175:TRP:CG	1:G:176:PRO:HA	2.53	0.43
1:A:161:LEU:HD13	1:B:147:LEU:HD12	2.01	0.43
1:C:3:GLY:HA3	1:D:7:LEU:HD21	2.00	0.43
1:I:56:SER:HA	1:J:179:GLU:OE1	2.19	0.43
1:A:122:THR:HA	1:J:106:GLN:CG	2.48	0.43
1:B:190:PRO:HA	1:B:195:GLN:HE21	1.83	0.43
1:E:48:PRO:HB3	1:F:186:ILE:HD13	2.01	0.43
1:E:155:LEU:O	1:E:159:LYS:HB2	2.18	0.43
1:E:178:ASN:HD21	1:F:52:THR:HB	1.83	0.43
1:H:105:PRO:O	1:H:106:GLN:CB	2.63	0.43
1:J:36:TRP:CD2	1:J:132:ASP:HA	2.54	0.43
1:D:147:LEU:HD22	1:D:148:GLY:O	2.18	0.42
1:E:171:VAL:HB	1:F:147:LEU:HD12	2.00	0.42
1:J:5:ILE:HG22	1:J:114:GLY:HA3	2.00	0.42
1:A:186:ILE:HG21	1:B:48:PRO:HB2	2.00	0.42
1:B:78:SER:OG	1:C:123:HIS:HE1	2.02	0.42
1:F:126:ARG:HB3	1:F:149:ARG:CZ	2.48	0.42
1:G:49:VAL:HG23	2:G:251:GOL:H11	2.01	0.42
1:G:161:LEU:HD13	1:H:147:LEU:CD1	2.41	0.42
1:H:242:TYR:CD1	1:H:242:TYR:C	2.93	0.42
1:J:74:LEU:HD23	1:J:102:ILE:CB	2.48	0.42
1:J:74:LEU:HD23	1:J:102:ILE:HG22	2.00	0.42
1:A:61:TYR:HD1	1:A:71:LEU:HD12	1.83	0.42

Continued on next page...

Continued from previous page...

Atom-1	Atom-2	Interatomic distance (Å)	Clash overlap (Å)
1:B:197:ARG:O	1:B:201:GLU:HG2	2.19	0.42
1:C:204:GLN:HG3	1:C:205:TYR:CD1	2.54	0.42
1:D:163:LEU:HD23	1:D:163:LEU:HA	1.84	0.42
1:D:190:PRO:HA	1:D:195:GLN:HE21	1.85	0.42
1:F:59:ARG:HG2	1:F:59:ARG:NH1	2.34	0.42
1:G:39:LEU:HD23	1:G:40:PHE:N	2.35	0.42
1:G:185:LEU:O	1:G:214:TRP:HB2	2.19	0.42
1:I:159:LYS:NZ	1:I:225:GLU:OE2	2.49	0.42
1:J:54:PHE:HE2	1:J:101:ILE:HD12	1.84	0.42
1:J:91:ARG:HG2	1:J:91:ARG:NH1	2.33	0.42
1:J:242:TYR:CD1	1:J:242:TYR:C	2.93	0.42
1:C:7:LEU:HA	1:C:140:MET:HE1	2.01	0.42
1:E:47:THR:HB	2:E:251:GOL:C3	2.36	0.42
1:G:178:ASN:HD21	1:H:52:THR:HB	1.84	0.42
1:G:189:PRO:HA	1:G:190:PRO:HD3	1.90	0.42
1:H:105:PRO:HB2	1:I:122:THR:OG1	2.19	0.42
1:A:49:VAL:CB	2:A:251:GOL:H32	2.47	0.42
1:B:158:VAL:HG23	1:B:159:LYS:N	2.34	0.42
1:C:48:PRO:HD3	1:D:211:TRP:O	2.18	0.42
1:C:112:ARG:HG2	1:C:112:ARG:NH1	2.35	0.42
1:E:119:GLU:OE2	1:E:145:MET:HG2	2.19	0.42
1:I:75:SER:OG	1:I:82:HIS:HE1	2.03	0.42
1:I:171:VAL:HB	1:J:147:LEU:HD23	2.02	0.42
1:A:42:HIS:HB2	1:A:43:PRO:HD2	2.00	0.42
1:D:132:ASP:OD2	1:D:138:ARG:HD3	2.20	0.42
1:E:188:PRO:HA	1:E:189:PRO:HD3	1.75	0.42
1:F:106:GLN:HG3	1:G:122:THR:HA	2.01	0.42
1:J:48:PRO:HG2	2:J:1:GOL:H32	2.00	0.42
1:J:74:LEU:HD22	1:J:75:SER:N	2.34	0.42
1:J:189:PRO:HA	1:J:190:PRO:HD3	1.86	0.42
1:C:153:GLU:O	1:C:157:ILE:HG13	2.19	0.42
1:G:153:GLU:OE1	1:H:150:LEU:HD22	2.19	0.42
1:I:67:LEU:O	1:I:162:LYS:HE2	2.20	0.42
1:I:154:ILE:N	1:I:154:ILE:CD1	2.83	0.42
1:I:242:TYR:HA	1:I:245:ALA:HB3	2.01	0.42
1:J:112:ARG:HG2	1:J:112:ARG:NH1	2.34	0.42
1:C:179:GLU:H	1:C:179:GLU:CD	2.23	0.42
1:D:36:TRP:HB2	1:D:69:VAL:HG22	2.02	0.42
1:A:202:SER:C	1:A:204:GLN:N	2.72	0.42
1:B:239:LYS:HE2	1:B:239:LYS:HB3	1.82	0.42
1:E:212:PHE:C	1:E:212:PHE:CD2	2.93	0.42

Continued on next page...

Continued from previous page...

Atom-1	Atom-2	Interatomic distance (Å)	Clash overlap (Å)
1:D:169:ARG:HB3	1:D:185:LEU:HB3	2.02	0.41
1:E:111:ARG:HB2	1:E:111:ARG:CZ	2.50	0.41
1:F:74:LEU:HD12	1:F:75:SER:N	2.35	0.41
1:F:105:PRO:O	1:F:106:GLN:CB	2.68	0.41
1:J:111:ARG:HG3	1:J:111:ARG:NH1	2.35	0.41
1:A:84:LYS:HB3	1:A:84:LYS:HE3	1.90	0.41
1:B:106:GLN:CG	1:C:122:THR:HA	2.51	0.41
1:C:53:GLU:HG2	1:D:173:ALA:HB2	2.01	0.41
1:E:36:TRP:CD2	1:E:132:ASP:HA	2.55	0.41
1:F:112:ARG:NH1	1:F:112:ARG:HG3	2.36	0.41
1:H:216:THR:HA	4:H:257:HOH:O	2.20	0.41
1:E:189:PRO:HA	1:E:190:PRO:HD3	1.91	0.41
1:G:59:ARG:HH12	1:H:179:GLU:HG2	1.86	0.41
1:A:189:PRO:HA	1:A:190:PRO:HD3	1.87	0.41
1:D:236:LYS:HD2	1:D:236:LYS:C	2.40	0.41
1:E:153:GLU:OE1	1:E:153:GLU:HA	2.20	0.41
1:F:112:ARG:HG3	1:F:112:ARG:HH11	1.85	0.41
1:I:86:LYS:HZ2	1:I:101:ILE:HD13	1.84	0.41
1:B:189:PRO:HA	1:B:190:PRO:HD3	1.84	0.41
1:C:104:ASP:N	1:C:105:PRO:HD3	2.36	0.41
1:J:40:PHE:HA	1:J:127:GLY:O	2.20	0.41
1:J:153:GLU:OE1	1:J:153:GLU:HA	2.20	0.41
1:A:96:ARG:HH11	1:A:96:ARG:CG	2.31	0.41
1:J:158:VAL:HG23	1:J:159:LYS:N	2.35	0.41
1:J:179:GLU:H	1:J:179:GLU:HG2	1.57	0.41
1:B:156:ARG:HD3	1:B:230:LEU:HD21	2.03	0.41
1:C:103:ALA:O	1:C:105:PRO:HD3	2.20	0.41
1:D:49:VAL:CB	2:D:251:GOL:H31	2.50	0.41
1:E:60:ARG:HG3	1:E:60:ARG:HH11	1.86	0.41
1:F:220:ARG:HH11	1:F:220:ARG:CB	2.28	0.41
1:G:180:ILE:HD11	1:H:55:VAL:HG21	2.02	0.41
1:G:130:ILE:CD1	1:G:157:ILE:HG21	2.51	0.41
1:H:5:ILE:HD12	1:H:140:MET:HE1	2.03	0.41
1:I:5:ILE:HD12	1:I:140:MET:HE1	2.02	0.41
1:J:88:TRP:O	1:J:92:HIS:HD2	2.03	0.41
1:A:115:LEU:HB3	1:A:124:THR:HB	2.03	0.41
1:E:212:PHE:C	1:E:212:PHE:HD2	2.24	0.41
1:F:13:PRO:HG2	1:F:15:MET:CE	2.51	0.41
1:H:39:LEU:HD13	1:H:72:ILE:HG23	2.01	0.41
1:H:47:THR:HB	2:H:251:GOL:C3	2.49	0.41
1:H:161:LEU:HD12	1:H:161:LEU:HA	1.86	0.41

Continued on next page...

Continued from previous page...

Atom-1	Atom-2	Interatomic distance (Å)	Clash overlap (Å)
1:H:189:PRO:HA	1:H:190:PRO:HD3	1.90	0.41
1:H:219:SER:O	1:H:223:VAL:HG23	2.20	0.41
1:I:11:ARG:NH1	1:I:11:ARG:HG2	2.35	0.41
1:I:86:LYS:HE3	1:I:101:ILE:CD1	2.47	0.41
1:I:117:HIS:ND1	1:J:8:ILE:HG12	2.36	0.41
1:J:60:ARG:HG3	1:J:60:ARG:HH11	1.86	0.41
1:A:75:SER:OG	1:A:82:HIS:HE1	2.04	0.41
1:D:215:ASP:OD2	1:D:217:PRO:HD3	2.22	0.41
1:F:91:ARG:HG2	1:F:91:ARG:NH1	2.35	0.41
1:G:111:ARG:HH11	1:G:111:ARG:HG3	1.86	0.41
1:G:130:ILE:HD12	1:G:157:ILE:HG21	2.02	0.41
1:H:21:HIS:CG	1:H:100:PRO:HB3	2.55	0.41
1:E:186:ILE:HG21	1:F:48:PRO:CG	2.51	0.40
1:F:130:ILE:N	1:F:130:ILE:HD12	2.36	0.40
1:I:173:ALA:HB2	1:J:53:GLU:HG2	2.03	0.40
1:C:2:PRO:N	1:D:10:GLU:OE2	2.54	0.40
1:E:88:TRP:CE3	1:E:89:ILE:HD13	2.57	0.40
1:B:54:PHE:HE2	1:B:101:ILE:HD11	1.86	0.40
1:C:115:LEU:HB3	1:C:124:THR:HB	2.04	0.40
1:D:72:ILE:HD12	1:D:100:PRO:O	2.21	0.40
1:E:5:ILE:HD13	1:F:5:ILE:HD12	2.03	0.40
1:E:7:LEU:CD2	1:F:3:GLY:HA3	2.47	0.40
1:B:36:TRP:CD2	1:B:132:ASP:HA	2.56	0.40
1:E:185:LEU:HD12	1:E:217:PRO:HG2	2.02	0.40
1:D:106:GLN:HE22	1:E:107:GLY:HA3	1.86	0.40
1:J:153:GLU:O	1:J:157:ILE:HG13	2.22	0.40

There are no symmetry-related clashes.

5.3 Torsion angles [\(i\)](#)

5.3.1 Protein backbone [\(i\)](#)

In the following table, the Percentiles column shows the percent Ramachandran outliers of the chain as a percentile score with respect to all X-ray entries followed by that with respect to entries of similar resolution.

The Analysed column shows the number of residues for which the backbone conformation was analysed, and the total number of residues.

Mol	Chain	Analysed	Favoured	Allowed	Outliers	Percentiles	
1	A	242/249 (97%)	236 (98%)	6 (2%)	0	100	100
1	B	242/249 (97%)	232 (96%)	8 (3%)	2 (1%)	19	23
1	C	241/249 (97%)	229 (95%)	11 (5%)	1 (0%)	34	42
1	D	242/249 (97%)	231 (96%)	10 (4%)	1 (0%)	34	42
1	E	241/249 (97%)	233 (97%)	7 (3%)	1 (0%)	34	42
1	F	242/249 (97%)	231 (96%)	9 (4%)	2 (1%)	19	23
1	G	241/249 (97%)	229 (95%)	12 (5%)	0	100	100
1	H	242/249 (97%)	230 (95%)	11 (4%)	1 (0%)	34	42
1	I	242/249 (97%)	231 (96%)	11 (4%)	0	100	100
1	J	242/249 (97%)	231 (96%)	10 (4%)	1 (0%)	34	42
All	All	2417/2490 (97%)	2313 (96%)	95 (4%)	9 (0%)	34	42

All (9) Ramachandran outliers are listed below:

Mol	Chain	Res	Type
1	D	120	SER
1	F	243	GLU
1	H	119	GLU
1	E	48	PRO
1	J	125	VAL
1	F	43	PRO
1	B	104	ASP
1	B	125	VAL
1	C	125	VAL

5.3.2 Protein sidechains [i](#)

In the following table, the Percentiles column shows the percent sidechain outliers of the chain as a percentile score with respect to all X-ray entries followed by that with respect to entries of similar resolution.

The Analysed column shows the number of residues for which the sidechain conformation was analysed, and the total number of residues.

Mol	Chain	Analysed	Rotameric	Outliers	Percentiles	
1	A	210/215 (98%)	199 (95%)	11 (5%)	23	32
1	B	210/215 (98%)	195 (93%)	15 (7%)	14	19
1	C	210/215 (98%)	196 (93%)	14 (7%)	16	21

Continued on next page...

Continued from previous page...

Mol	Chain	Analysed	Rotameric	Outliers	Percentiles	
1	D	210/215 (98%)	201 (96%)	9 (4%)	29	40
1	E	210/215 (98%)	199 (95%)	11 (5%)	23	32
1	F	210/215 (98%)	200 (95%)	10 (5%)	25	36
1	G	210/215 (98%)	198 (94%)	12 (6%)	20	28
1	H	210/215 (98%)	204 (97%)	6 (3%)	42	58
1	I	210/215 (98%)	202 (96%)	8 (4%)	33	47
1	J	210/215 (98%)	197 (94%)	13 (6%)	18	25
All	All	2100/2150 (98%)	1991 (95%)	109 (5%)	23	32

All (109) residues with a non-rotameric sidechain are listed below:

Mol	Chain	Res	Type
1	A	28	ASP
1	A	39	LEU
1	A	70	ASP
1	A	96	ARG
1	A	147	LEU
1	A	161	LEU
1	A	167	LEU
1	A	176	PRO
1	A	197	ARG
1	A	208	LEU
1	A	212	PHE
1	B	28	ASP
1	B	59	ARG
1	B	62	GLU
1	B	65	GLN
1	B	70	ASP
1	B	145	MET
1	B	147	LEU
1	B	150	LEU
1	B	161	LEU
1	B	167	LEU
1	B	168	LYS
1	B	208	LEU
1	B	212	PHE
1	B	224	GLU
1	B	244	GLU
1	C	5	ILE
1	C	14	GLU

Continued on next page...

Continued from previous page...

Mol	Chain	Res	Type
1	C	28	ASP
1	C	39	LEU
1	C	74	LEU
1	C	147	LEU
1	C	161	LEU
1	C	167	LEU
1	C	181	ILE
1	C	204	GLN
1	C	212	PHE
1	C	220	ARG
1	C	224	GLU
1	C	235	GLU
1	D	39	LEU
1	D	70	ASP
1	D	112	ARG
1	D	147	LEU
1	D	161	LEU
1	D	167	LEU
1	D	183	GLU
1	D	212	PHE
1	D	244	GLU
1	E	28	ASP
1	E	39	LEU
1	E	72	ILE
1	E	74	LEU
1	E	122	THR
1	E	147	LEU
1	E	179	GLU
1	E	194	ASP
1	E	207	CYS
1	E	208	LEU
1	E	212	PHE
1	F	5	ILE
1	F	28	ASP
1	F	39	LEU
1	F	70	ASP
1	F	112	ARG
1	F	161	LEU
1	F	168	LYS
1	F	204	GLN
1	F	212	PHE
1	F	220	ARG

Continued on next page...

Continued from previous page...

Mol	Chain	Res	Type
1	G	5	ILE
1	G	112	ARG
1	G	124	THR
1	G	134	ARG
1	G	147	LEU
1	G	150	LEU
1	G	161	LEU
1	G	167	LEU
1	G	168	LYS
1	G	200	MET
1	G	212	PHE
1	G	220	ARG
1	H	70	ASP
1	H	112	ARG
1	H	147	LEU
1	H	161	LEU
1	H	201	GLU
1	H	212	PHE
1	I	28	ASP
1	I	39	LEU
1	I	70	ASP
1	I	98	PRO
1	I	128	VAL
1	I	147	LEU
1	I	208	LEU
1	I	212	PHE
1	J	28	ASP
1	J	35	LYS
1	J	70	ASP
1	J	147	LEU
1	J	161	LEU
1	J	179	GLU
1	J	205	TYR
1	J	207	CYS
1	J	212	PHE
1	J	221	ASP
1	J	227	ARG
1	J	242	TYR
1	J	243	GLU

Sometimes sidechains can be flipped to improve hydrogen bonding and reduce clashes. All (35) such sidechains are listed below:

Mol	Chain	Res	Type
1	A	92	HIS
1	A	106	GLN
1	A	123	HIS
1	A	195	GLN
1	A	204	GLN
1	B	65	GLN
1	B	92	HIS
1	B	106	GLN
1	B	123	HIS
1	B	195	GLN
1	C	106	GLN
1	C	123	HIS
1	C	204	GLN
1	D	106	GLN
1	D	123	HIS
1	D	195	GLN
1	D	204	GLN
1	E	92	HIS
1	E	106	GLN
1	E	123	HIS
1	F	92	HIS
1	F	117	HIS
1	F	123	HIS
1	F	204	GLN
1	G	92	HIS
1	G	106	GLN
1	G	123	HIS
1	G	195	GLN
1	H	92	HIS
1	H	106	GLN
1	H	123	HIS
1	I	92	HIS
1	I	195	GLN
1	J	92	HIS
1	J	123	HIS

5.3.3 RNA [i](#)

There are no RNA molecules in this entry.

5.4 Non-standard residues in protein, DNA, RNA chains [i](#)

There are no non-standard protein/DNA/RNA residues in this entry.

5.5 Carbohydrates [i](#)

There are no monosaccharides in this entry.

5.6 Ligand geometry [i](#)

10 ligands are modelled in this entry.

In the following table, the Counts columns list the number of bonds (or angles) for which Mogul statistics could be retrieved, the number of bonds (or angles) that are observed in the model and the number of bonds (or angles) that are defined in the Chemical Component Dictionary. The Link column lists molecule types, if any, to which the group is linked. The Z score for a bond length (or angle) is the number of standard deviations the observed value is removed from the expected value. A bond length (or angle) with $|Z| > 2$ is considered an outlier worth inspection. RMSZ is the root-mean-square of all Z scores of the bond lengths (or angles).

Mol	Type	Chain	Res	Link	Bond lengths			Bond angles		
					Counts	RMSZ	# Z > 2	Counts	RMSZ	# Z > 2
2	GOL	D	251	-	5,5,5	1.99	1 (20%)	5,5,5	2.47	3 (60%)
2	GOL	H	251	-	5,5,5	0.68	0	5,5,5	1.11	0
2	GOL	C	251	-	5,5,5	0.36	0	5,5,5	0.27	0
3	PER	B	1	-	0,1,1	-	-	-	-	-
3	PER	I	251	-	0,1,1	-	-	-	-	-
2	GOL	E	251	-	5,5,5	2.52	1 (20%)	5,5,5	2.79	2 (40%)
2	GOL	G	251	-	5,5,5	2.09	2 (40%)	5,5,5	1.60	2 (40%)
3	PER	F	251	-	0,1,1	-	-	-	-	-
2	GOL	J	1	-	5,5,5	1.63	1 (20%)	5,5,5	1.01	0
2	GOL	A	251	-	5,5,5	0.38	0	5,5,5	0.28	0

In the following table, the Chirals column lists the number of chiral outliers, the number of chiral centers analysed, the number of these observed in the model and the number defined in the Chemical Component Dictionary. Similar counts are reported in the Torsion and Rings columns. '-' means no outliers of that kind were identified.

Mol	Type	Chain	Res	Link	Chirals	Torsions	Rings
2	GOL	D	251	-	-	2/4/4/4	-
2	GOL	H	251	-	-	4/4/4/4	-
2	GOL	C	251	-	-	2/4/4/4	-

Continued on next page...

Continued from previous page...

Mol	Type	Chain	Res	Link	Chirals	Torsions	Rings
2	GOL	E	251	-	-	2/4/4/4	-
2	GOL	G	251	-	-	4/4/4/4	-
2	GOL	J	1	-	-	4/4/4/4	-
2	GOL	A	251	-	-	4/4/4/4	-

All (5) bond length outliers are listed below:

Mol	Chain	Res	Type	Atoms	Z	Observed(Å)	Ideal(Å)
2	E	251	GOL	O2-C2	-4.91	1.28	1.43
2	D	251	GOL	O2-C2	-3.83	1.32	1.43
2	G	251	GOL	C3-C2	-3.66	1.36	1.51
2	J	1	GOL	O2-C2	-2.76	1.35	1.43
2	G	251	GOL	O3-C3	-2.18	1.33	1.42

All (7) bond angle outliers are listed below:

Mol	Chain	Res	Type	Atoms	Z	Observed(°)	Ideal(°)
2	E	251	GOL	O2-C2-C3	-5.30	85.79	109.12
2	D	251	GOL	O1-C1-C2	3.72	128.02	110.20
2	D	251	GOL	O2-C2-C3	-3.25	94.82	109.12
2	E	251	GOL	C3-C2-C1	3.16	124.00	111.70
2	G	251	GOL	O2-C2-C3	2.30	119.27	109.12
2	G	251	GOL	O3-C3-C2	-2.25	99.40	110.20
2	D	251	GOL	O3-C3-C2	2.03	119.93	110.20

There are no chirality outliers.

All (22) torsion outliers are listed below:

Mol	Chain	Res	Type	Atoms
2	A	251	GOL	O1-C1-C2-C3
2	A	251	GOL	C1-C2-C3-O3
2	C	251	GOL	C1-C2-C3-O3
2	E	251	GOL	O2-C2-C3-O3
2	G	251	GOL	O1-C1-C2-C3
2	G	251	GOL	C1-C2-C3-O3
2	H	251	GOL	O1-C1-C2-C3
2	J	1	GOL	O1-C1-C2-O2
2	J	1	GOL	O1-C1-C2-C3
2	J	1	GOL	C1-C2-C3-O3
2	A	251	GOL	O1-C1-C2-O2

Continued on next page...

Continued from previous page...

Mol	Chain	Res	Type	Atoms
2	J	1	GOL	O2-C2-C3-O3
2	E	251	GOL	C1-C2-C3-O3
2	C	251	GOL	O2-C2-C3-O3
2	D	251	GOL	O1-C1-C2-O2
2	G	251	GOL	O1-C1-C2-O2
2	H	251	GOL	O1-C1-C2-O2
2	A	251	GOL	O2-C2-C3-O3
2	G	251	GOL	O2-C2-C3-O3
2	H	251	GOL	O2-C2-C3-O3
2	H	251	GOL	C1-C2-C3-O3
2	D	251	GOL	O1-C1-C2-C3

There are no ring outliers.

7 monomers are involved in 40 short contacts:

Mol	Chain	Res	Type	Clashes	Symm-Clashes
2	D	251	GOL	3	0
2	H	251	GOL	2	0
2	C	251	GOL	5	0
2	E	251	GOL	6	0
2	G	251	GOL	8	0
2	J	1	GOL	2	0
2	A	251	GOL	14	0

5.7 Other polymers [i](#)

There are no such residues in this entry.

5.8 Polymer linkage issues [i](#)

There are no chain breaks in this entry.

6 Fit of model and data [i](#)

6.1 Protein, DNA and RNA chains [i](#)

In the following table, the column labelled ‘#RSRZ > 2’ contains the number (and percentage) of RSRZ outliers, followed by percent RSRZ outliers for the chain as percentile scores relative to all X-ray entries and entries of similar resolution. The OWAB column contains the minimum, median, 95th percentile and maximum values of the occupancy-weighted average B-factor per residue. The column labelled ‘Q < 0.9’ lists the number of (and percentage) of residues with an average occupancy less than 0.9.

Mol	Chain	Analysed	<RSRZ>	#RSRZ>2	OWAB(Å ²)	Q<0.9
1	A	244/249 (97%)	-0.13	5 (2%) 65 71	15, 26, 46, 65	0
1	B	244/249 (97%)	-0.17	4 (1%) 72 77	15, 27, 51, 78	0
1	C	243/249 (97%)	-0.33	4 (1%) 72 77	14, 24, 48, 76	0
1	D	244/249 (97%)	-0.17	5 (2%) 65 71	14, 25, 47, 73	0
1	E	243/249 (97%)	-0.19	6 (2%) 57 64	16, 26, 49, 78	1 (0%)
1	F	244/249 (97%)	-0.10	5 (2%) 65 71	17, 28, 48, 77	0
1	G	243/249 (97%)	-0.13	7 (2%) 51 58	16, 29, 50, 84	0
1	H	244/249 (97%)	-0.24	4 (1%) 72 77	17, 28, 51, 82	0
1	I	244/249 (97%)	-0.23	3 (1%) 79 83	16, 25, 47, 76	0
1	J	244/249 (97%)	-0.15	4 (1%) 72 77	14, 27, 52, 82	0
All	All	2437/2490 (97%)	-0.18	47 (1%) 66 73	14, 26, 51, 84	1 (0%)

All (47) RSRZ outliers are listed below:

Mol	Chain	Res	Type	RSRZ
1	I	245	ALA	8.8
1	F	245	ALA	5.2
1	F	242	TYR	4.9
1	H	245	ALA	4.8
1	D	238	ALA	3.4
1	B	2	PRO	3.2
1	J	245	ALA	3.2
1	G	242	TYR	3.2
1	D	242	TYR	3.1
1	E	201	GLU	2.9
1	F	243	GLU	2.9
1	J	204	GLN	2.8
1	C	2	PRO	2.8

Continued on next page...

Continued from previous page...

Mol	Chain	Res	Type	RSRZ
1	A	32	SER	2.8
1	H	244	GLU	2.8
1	B	201	GLU	2.8
1	E	200	MET	2.7
1	A	242	TYR	2.7
1	I	201	GLU	2.6
1	E	242	TYR	2.6
1	D	245	ALA	2.6
1	A	2	PRO	2.5
1	F	2	PRO	2.5
1	J	2	PRO	2.5
1	D	201	GLU	2.5
1	B	245	ALA	2.4
1	I	2	PRO	2.4
1	G	244	GLU	2.4
1	C	238	ALA	2.4
1	A	245	ALA	2.4
1	J	201	GLU	2.3
1	H	242	TYR	2.3
1	B	242	TYR	2.3
1	D	243	GLU	2.3
1	F	201	GLU	2.3
1	G	66	ARG	2.2
1	G	238	ALA	2.2
1	E	239	LYS	2.1
1	G	224	GLU	2.1
1	E	197	ARG	2.1
1	H	203	GLY	2.1
1	C	242	TYR	2.1
1	G	220	ARG	2.1
1	C	202	SER	2.1
1	G	3	GLY	2.1
1	A	243	GLU	2.0
1	E	207	CYS	2.0

6.2 Non-standard residues in protein, DNA, RNA chains [\(i\)](#)

There are no non-standard protein/DNA/RNA residues in this entry.

6.3 Carbohydrates [i](#)

There are no monosaccharides in this entry.

6.4 Ligands [i](#)

In the following table, the Atoms column lists the number of modelled atoms in the group and the number defined in the chemical component dictionary. The B-factors column lists the minimum, median, 95th percentile and maximum values of B factors of atoms in the group. The column labelled 'Q< 0.9' lists the number of atoms with occupancy less than 0.9.

Mol	Type	Chain	Res	Atoms	RSCC	RSR	B-factors(Å ²)	Q<0.9
2	GOL	E	251	6/6	0.79	0.25	46,56,60,63	0
2	GOL	A	251	6/6	0.84	0.29	51,56,62,63	0
2	GOL	J	1	6/6	0.84	0.23	37,49,54,54	0
2	GOL	H	251	6/6	0.86	0.16	42,52,56,59	0
2	GOL	G	251	6/6	0.87	0.17	36,49,53,53	0
2	GOL	C	251	6/6	0.88	0.21	39,44,49,57	0
2	GOL	D	251	6/6	0.92	0.11	32,40,46,48	0
3	PER	I	251	2/2	0.92	0.12	20,20,20,26	0
3	PER	F	251	2/2	0.93	0.15	19,19,19,31	0
3	PER	B	1	2/2	0.94	0.21	25,25,25,28	0

6.5 Other polymers [i](#)

There are no such residues in this entry.