



Full wwPDB EM Validation Report ⓘ

Nov 20, 2022 – 04:39 pm GMT

PDB ID : 4A13
EMDB ID : EMD-1963
Title : model refined against symmetry-free cryo-EM map of TRiC-ADP
Authors : Cong, Y.; Schroder, G.F.; Meyer, A.S.; Jakana, J.; Ma, B.; Dougherty, M.T.; Schmid, M.F.; Reissmann, S.; Levitt, M.; Ludtke, S.L.; Frydman, J.; Chiu, W.
Deposited on : 2011-09-13
Resolution : 11.30 Å(reported)

This is a Full wwPDB EM Validation Report for a publicly released PDB entry.

We welcome your comments at validation@mail.wwpdb.org

A user guide is available at

<https://www.wwpdb.org/validation/2017/EMValidationReportHelp>

with specific help available everywhere you see the ⓘ symbol.

The types of validation reports are described at

<http://www.wwpdb.org/validation/2017/FAQs#types>.

The following versions of software and data (see [references ⓘ](#)) were used in the production of this report:

EMDB validation analysis : 0.0.1.dev43
MolProbity : 4.02b-467
Percentile statistics : 20191225.v01 (using entries in the PDB archive December 25th 2019)
MapQ : 1.9.9
Ideal geometry (proteins) : Engh & Huber (2001)
Ideal geometry (DNA, RNA) : Parkinson et al. (1996)
Validation Pipeline (wwPDB-VP) : 2.31.2

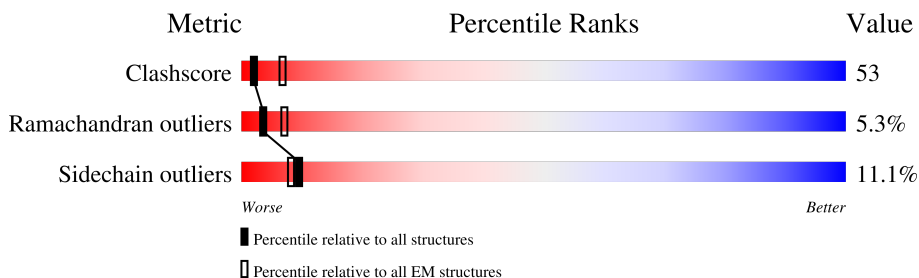
1 Overall quality at a glance i

The following experimental techniques were used to determine the structure:

ELECTRON MICROSCOPY

The reported resolution of this entry is 11.30 Å.

Percentile scores (ranging between 0-100) for global validation metrics of the entry are shown in the following graphic. The table shows the number of entries on which the scores are based.



Metric	Whole archive (#Entries)	EM structures (#Entries)
Clashscore	158937	4297
Ramachandran outliers	154571	4023
Sidechain outliers	154315	3826

The table below summarises the geometric issues observed across the polymeric chains and their fit to the map. The red, orange, yellow and green segments of the bar indicate the fraction of residues that contain outliers for ≥ 3 , 2, 1 and 0 types of geometric quality criteria respectively. A grey segment represents the fraction of residues that are not modelled. The numeric value for each fraction is indicated below the corresponding segment, with a dot representing fractions $\leq 5\%$. The upper red bar (where present) indicates the fraction of residues that have poor fit to the EM map (all-atom inclusion $< 40\%$). The numeric value is given above the bar.

Mol	Chain	Length	Quality of chain
1	A	513	20% 41% 48% 10%
1	B	513	24% 40% 47% 7% • 5%
1	C	513	22% 35% 53% 12% •
1	D	513	15% 36% 48% 11% • 5%
1	E	513	21% 39% 51% 8% •
1	F	513	18% 43% 48% 9% •
1	G	513	27% 32% 52% 10% • 5%
1	H	513	18% 34% 50% 10% • 5%

Continued on next page...

Continued from previous page...

Mol	Chain	Length	Quality of chain
1	I	513	
1	J	513	
1	K	513	
1	L	513	
1	M	513	
1	N	513	
1	O	513	
1	P	513	

2 Entry composition

There is only 1 type of molecule in this entry. The entry contains 60012 atoms, of which 0 are hydrogens and 0 are deuteriums.

In the tables below, the AltConf column contains the number of residues with at least one atom in alternate conformation and the Trace column contains the number of residues modelled with at most 2 atoms.


- Molecule 1 is a protein called T-COMPLEX PROTEIN 1 SUBUNIT BETA.

Mol	Chain	Residues	Atoms					AltConf	Trace
			Total	C	N	O	S		
1	A	513	3855	2409	679	748	19	0	0
1	B	488	3666	2293	645	710	18	0	0
1	C	513	3855	2409	679	748	19	0	0
1	D	489	3675	2298	646	713	18	0	0
1	E	513	3855	2409	679	748	19	0	0
1	F	513	3855	2409	679	748	19	0	0
1	G	487	3658	2289	643	708	18	0	0
1	H	489	3675	2298	646	713	18	0	0
1	I	513	3855	2409	679	748	19	0	0
1	J	485	3634	2272	639	704	19	0	0
1	K	490	3673	2295	645	714	19	0	0
1	L	494	3707	2318	652	719	18	0	0
1	M	513	3855	2409	679	748	19	0	0
1	N	488	3666	2293	645	710	18	0	0
1	O	513	3855	2409	679	748	19	0	0
1	P	489	3673	2297	646	712	18	0	0

3 Residue-property plots

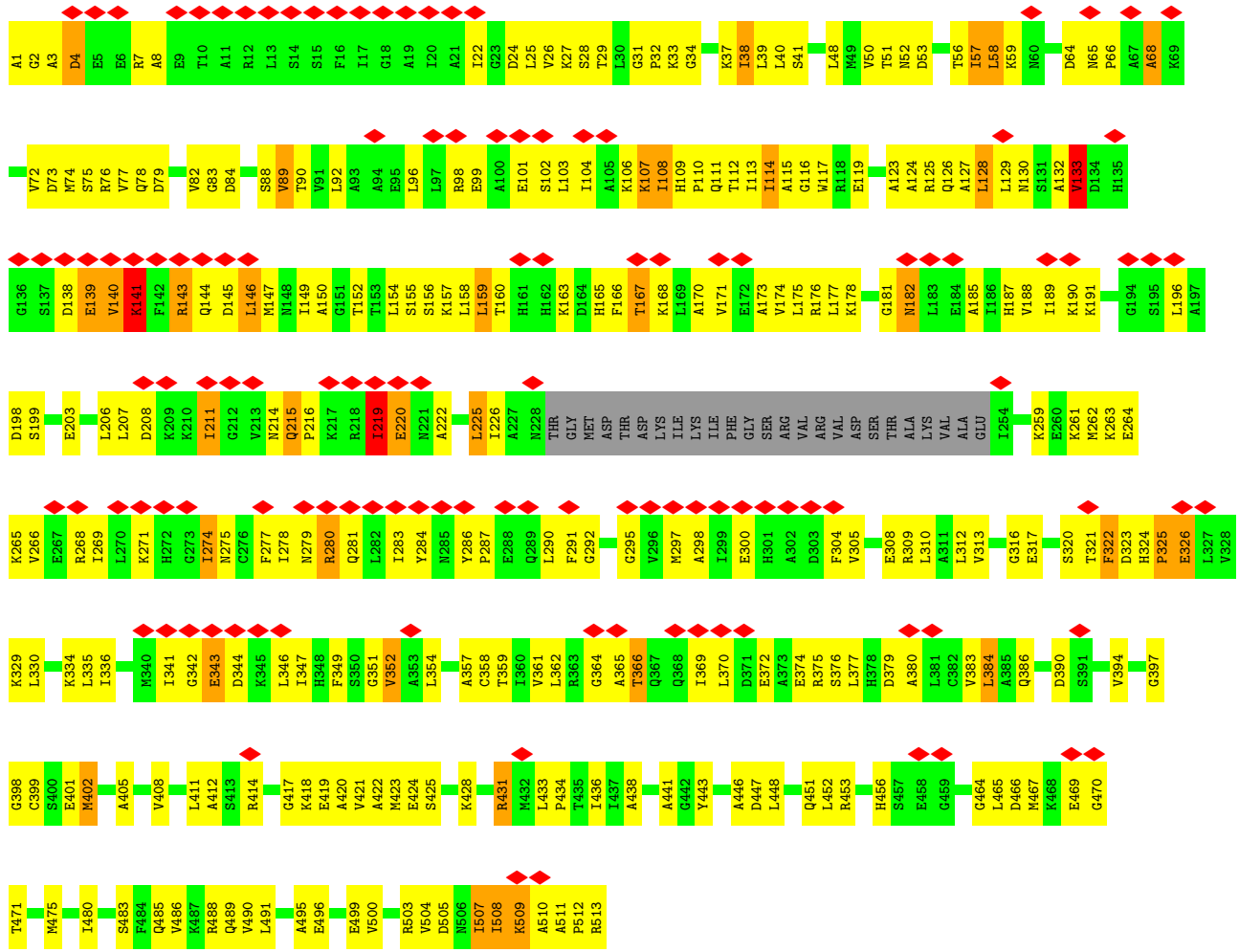
These plots are drawn for all protein, RNA, DNA and oligosaccharide chains in the entry. The first graphic for a chain summarises the proportions of the various outlier classes displayed in the second graphic. The second graphic shows the sequence view annotated by issues in geometry and atom inclusion in map density. Residues are color-coded according to the number of geometric quality criteria for which they contain at least one outlier: green = 0, yellow = 1, orange = 2 and red = 3 or more. A red diamond above a residue indicates a poor fit to the EM map for this residue (all-atom inclusion < 40%). Stretches of 2 or more consecutive residues without any outlier are shown as a green connector. Residues present in the sample, but not in the model, are shown in grey.

- Molecule 1: T-COMPLEX PROTEIN 1 SUBUNIT BETA

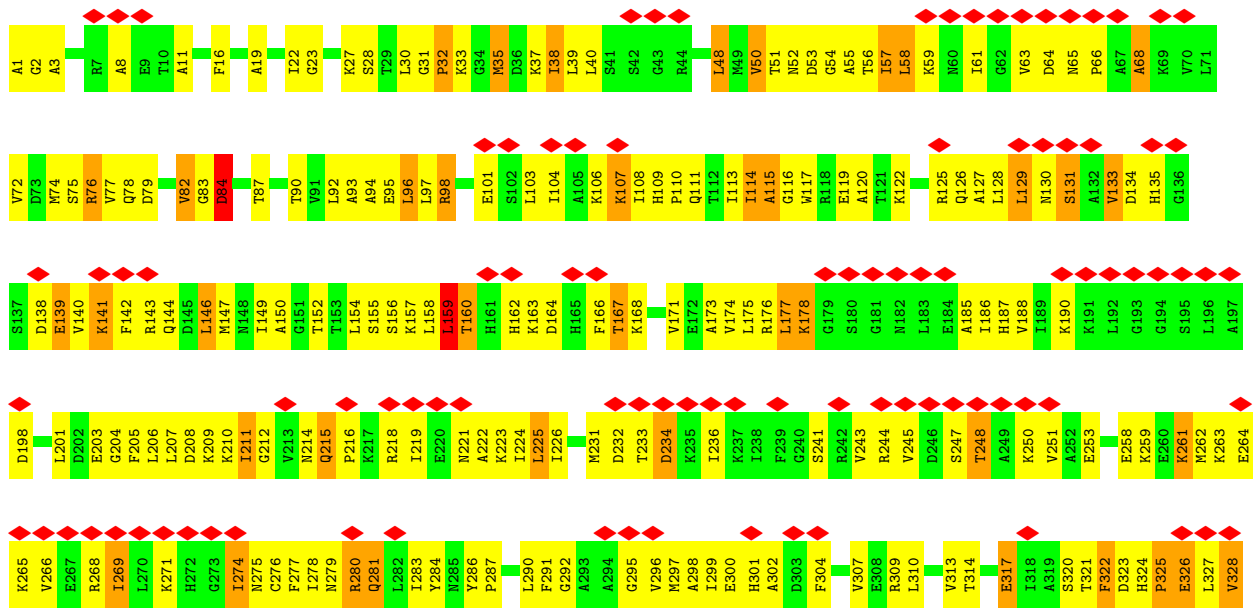


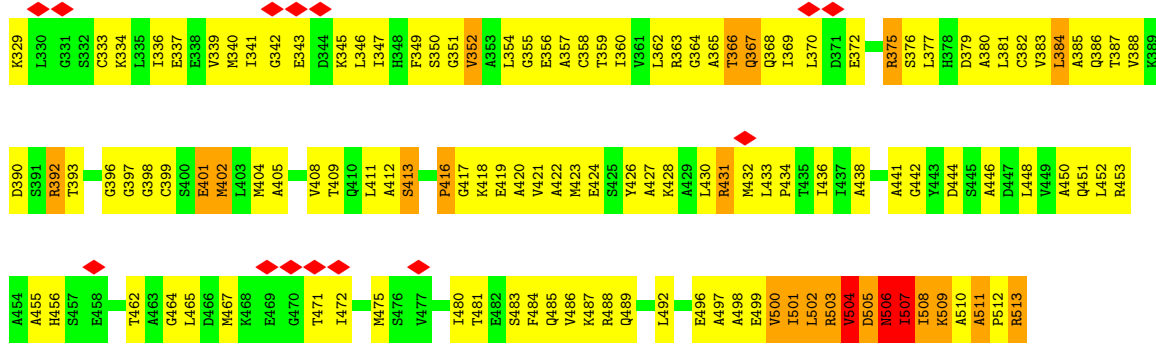
- Molecule 1: T-COMPLEX PROTEIN 1 SUBUNIT BETA



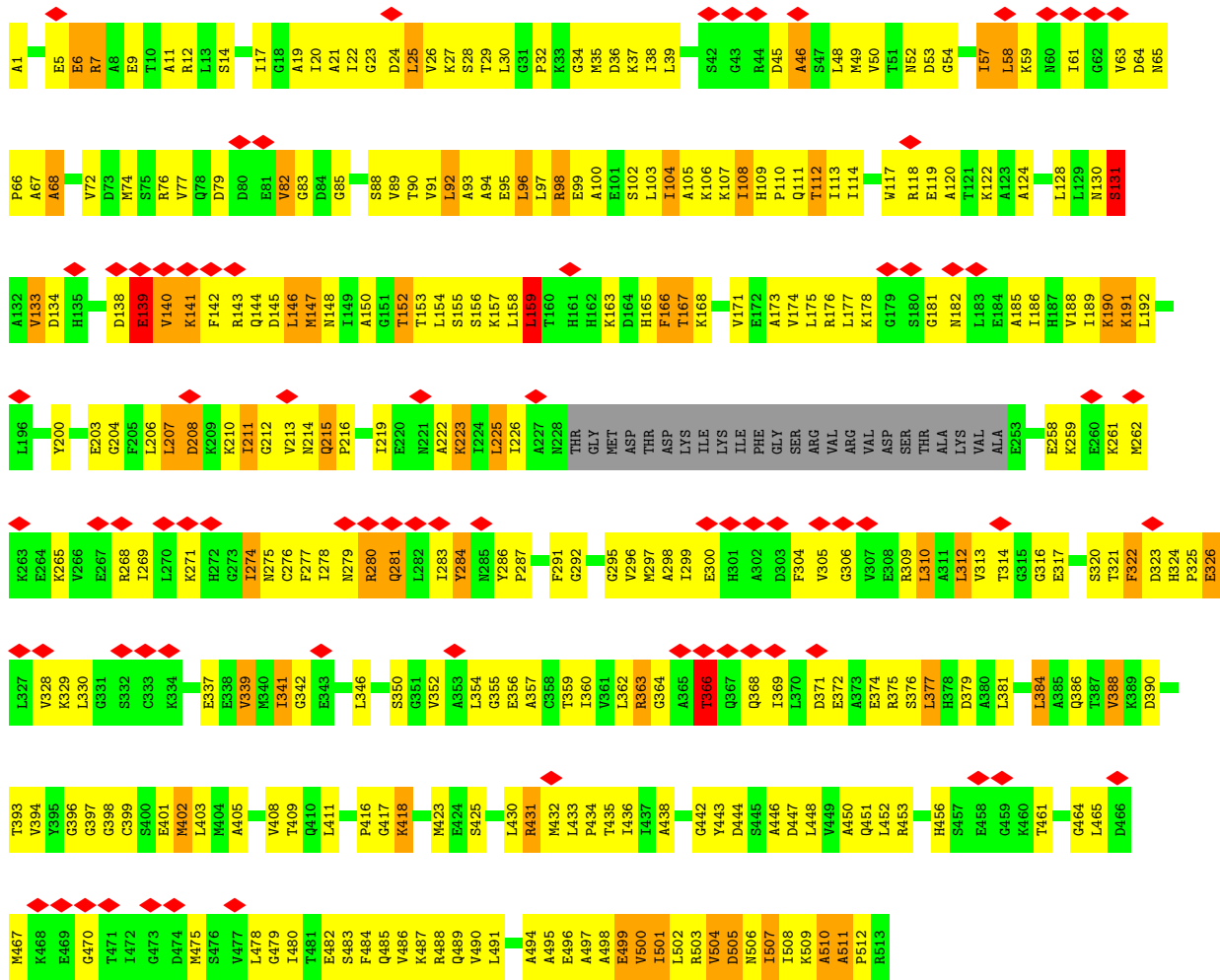


● Molecule 1: T-COMPLEX PROTEIN 1 SUBUNIT BETA

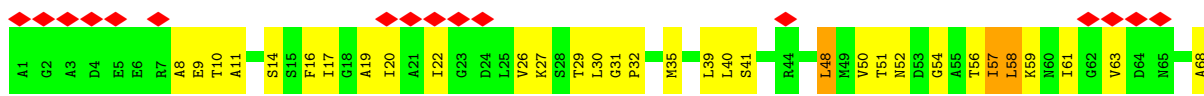


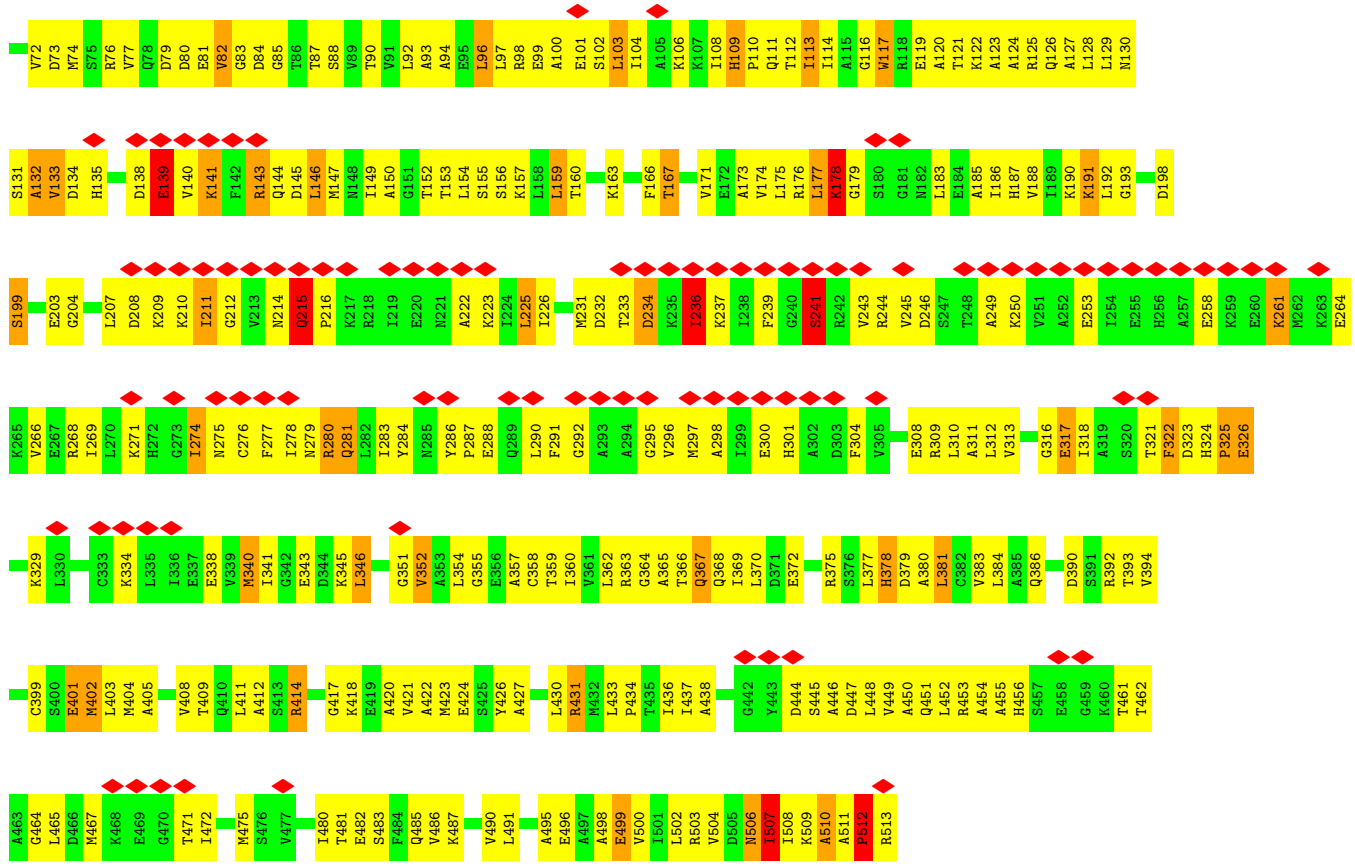


• Molecule 1: T-COMPLEX PROTEIN 1 SUBUNIT BETA

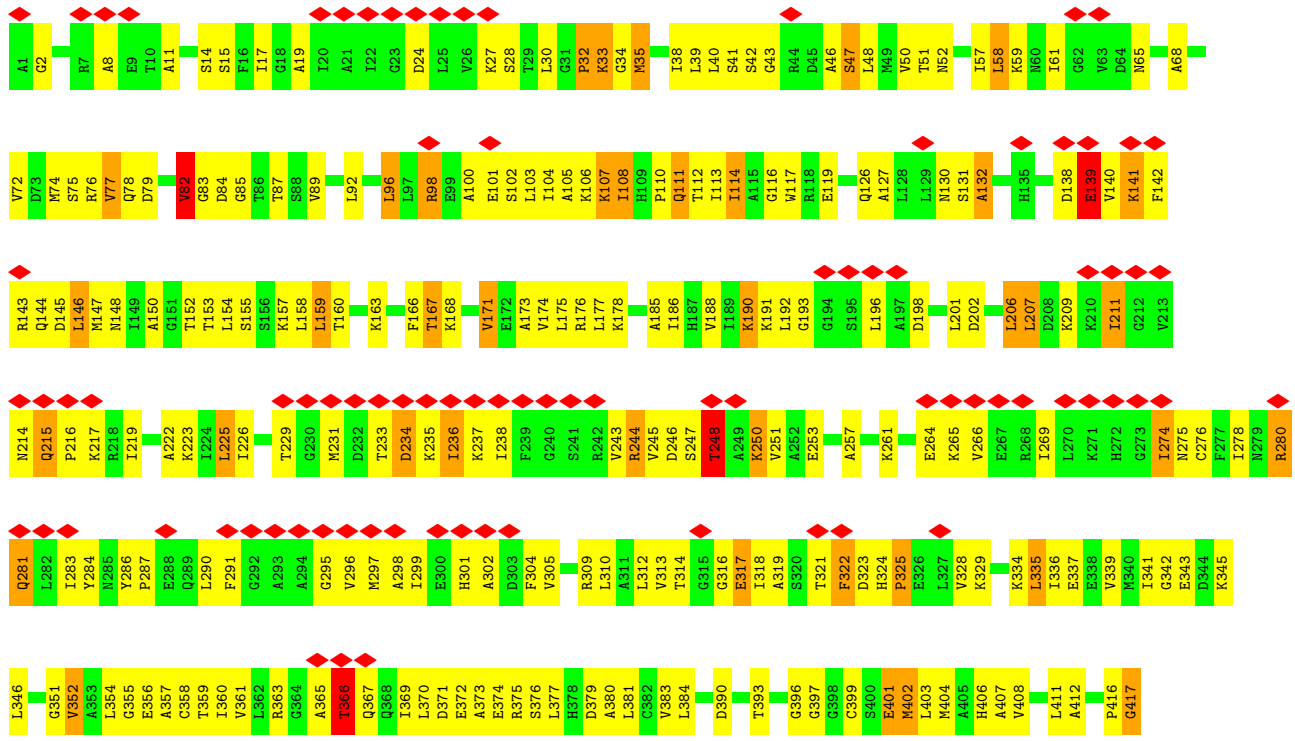


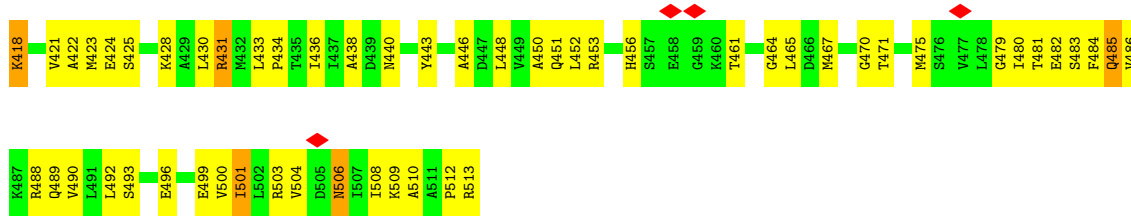
• Molecule 1: T-COMPLEX PROTEIN 1 SUBUNIT BETA



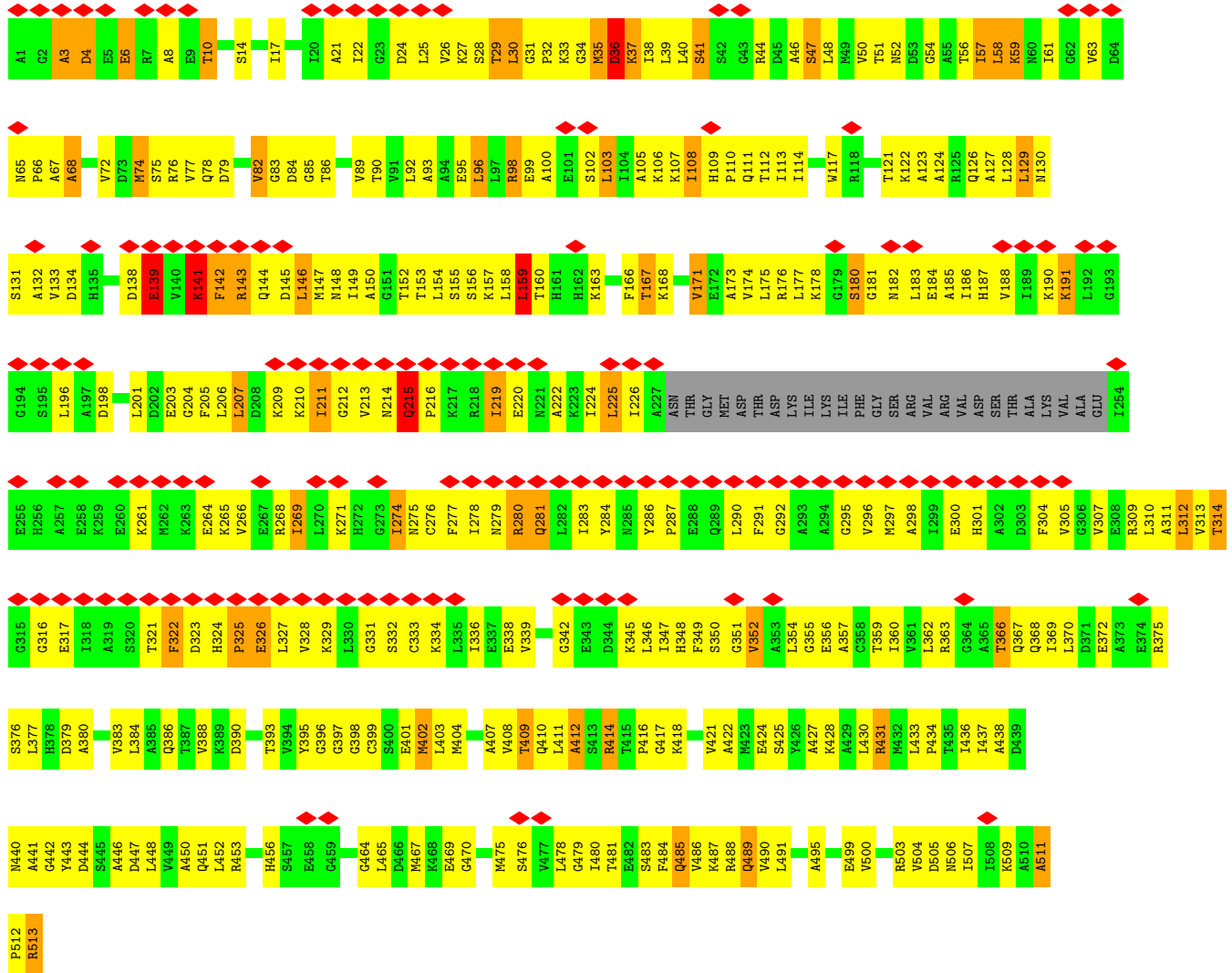


● Molecule 1: T-COMPLEX PROTEIN 1 SUBUNIT BETA

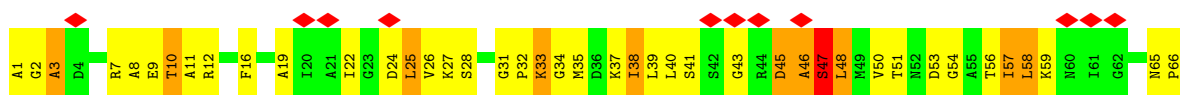


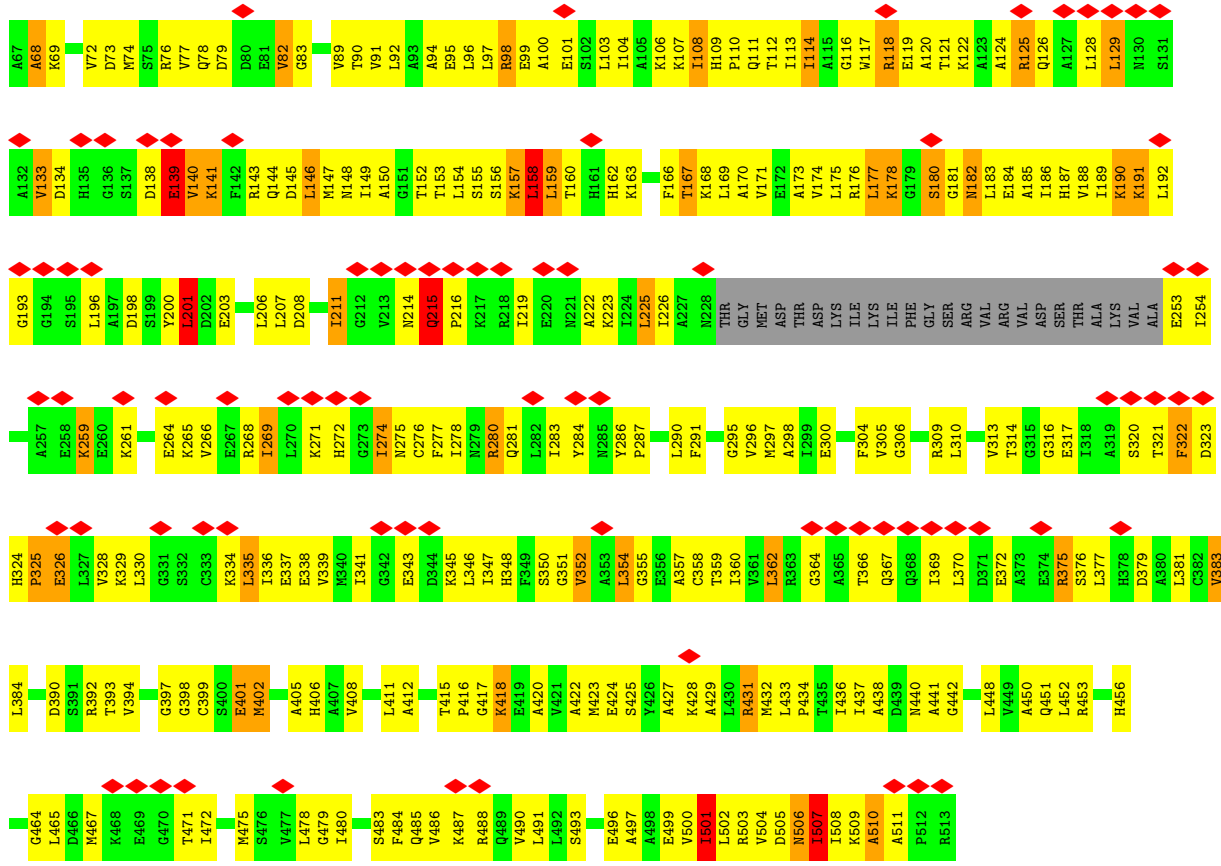


• Molecule 1: T-COMPLEX PROTEIN 1 SUBUNIT BETA

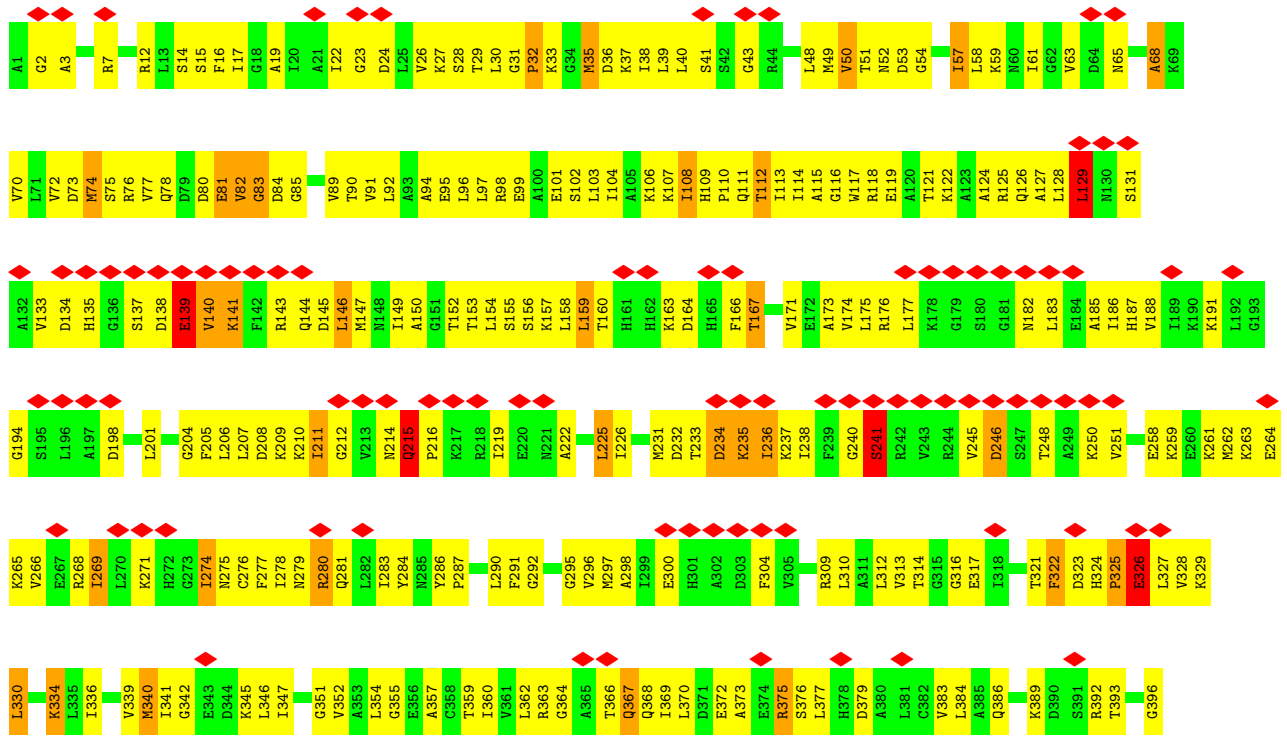


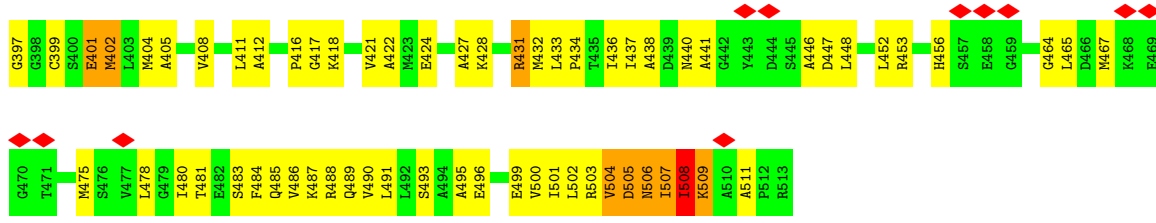
• Molecule 1: T-COMPLEX PROTEIN 1 SUBUNIT BETA



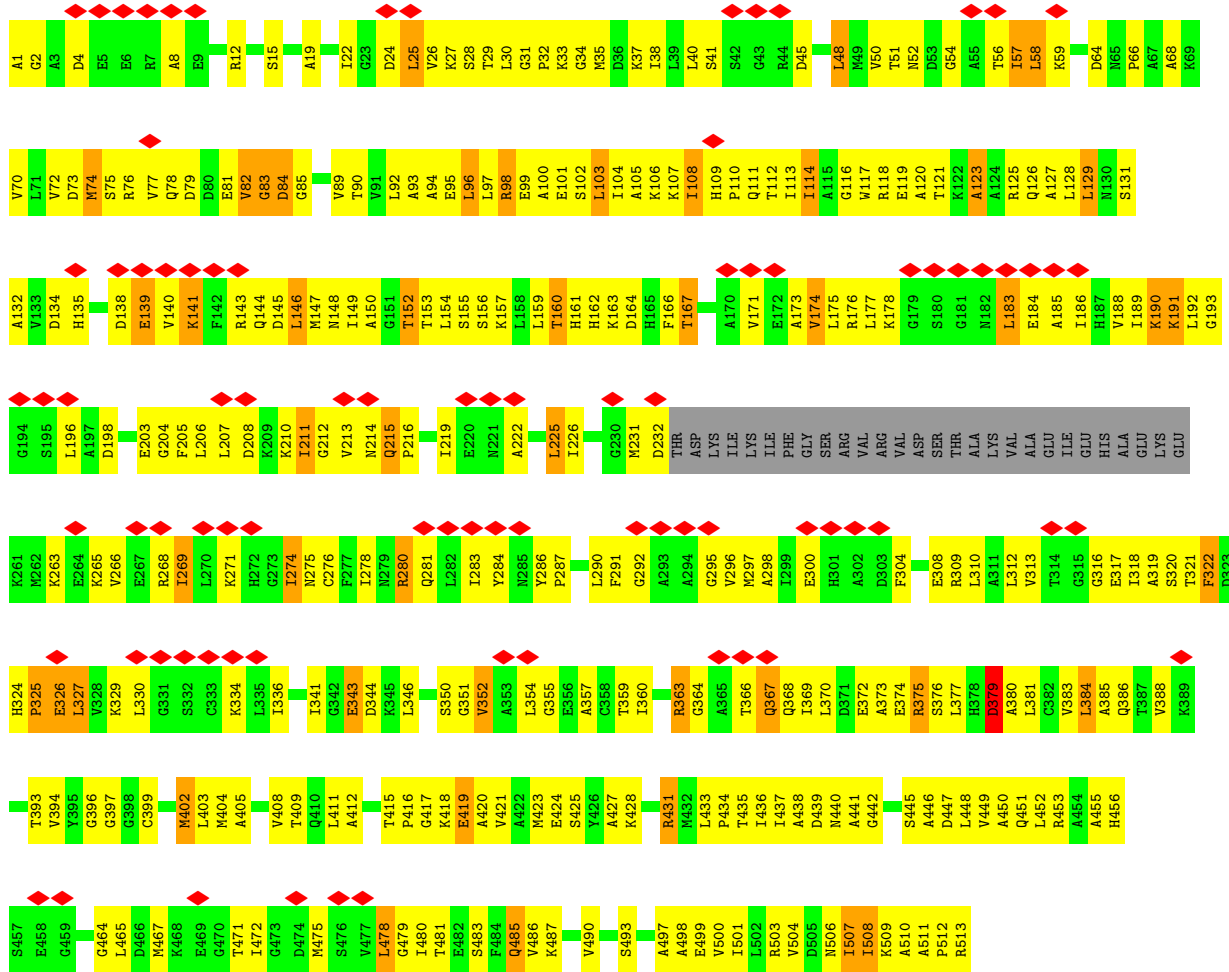


● Molecule 1: T-COMPLEX PROTEIN 1 SUBUNIT BETA

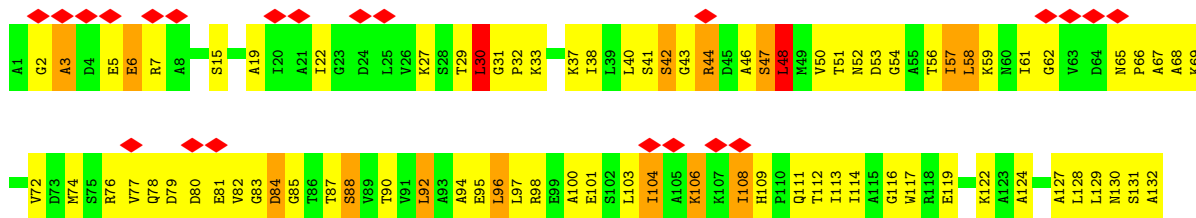


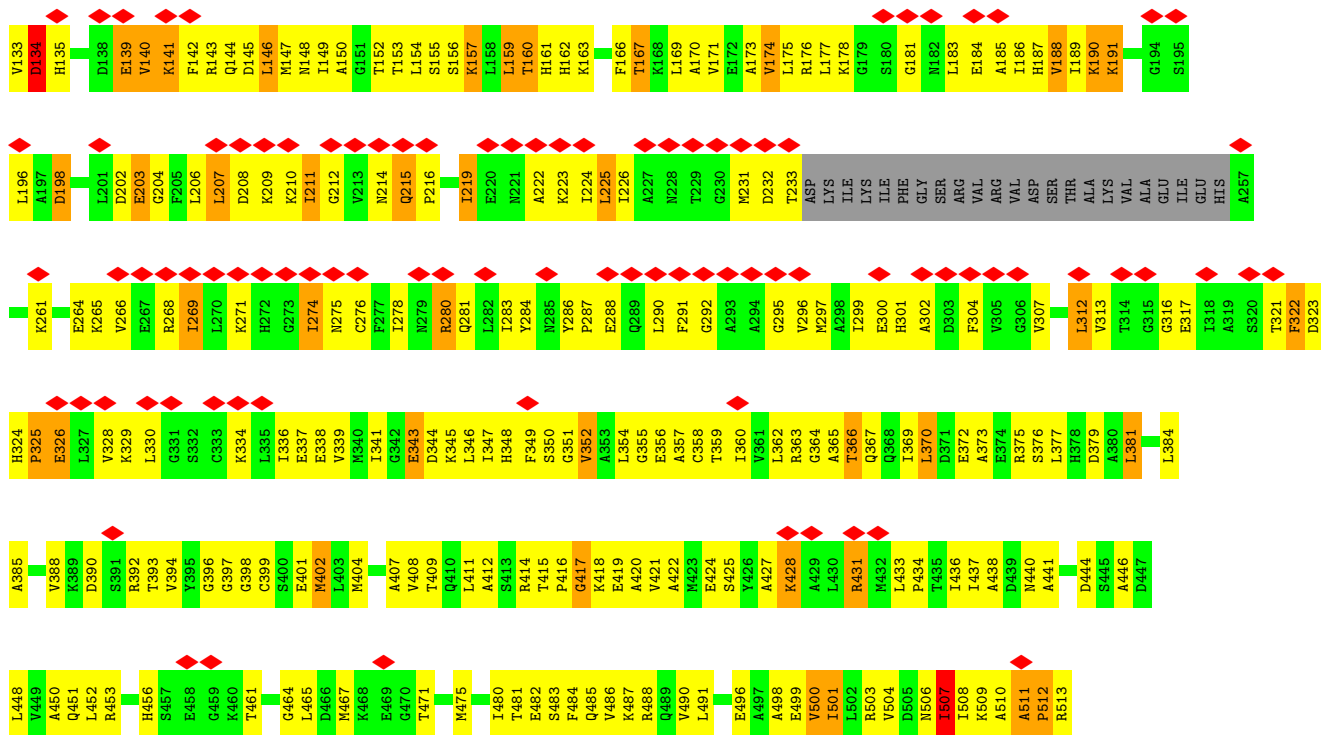


• Molecule 1: T-COMPLEX PROTEIN 1 SUBUNIT BETA

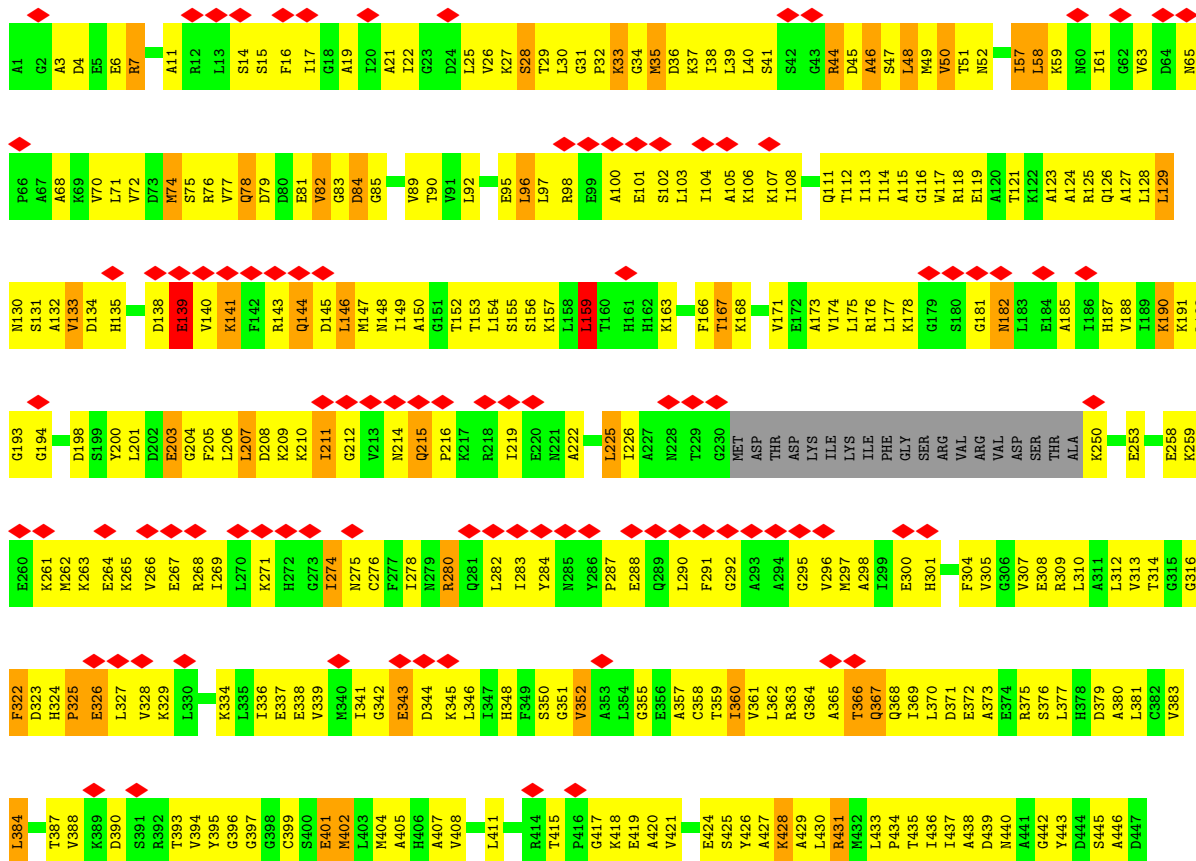


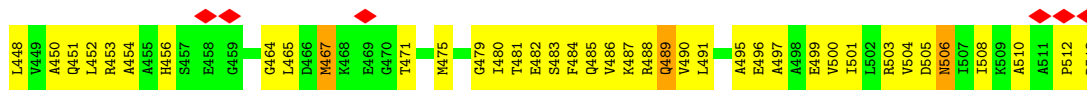
• Molecule 1: T-COMPLEX PROTEIN 1 SUBUNIT BETA






• Molecule 1: T-COMPLEX PROTEIN 1 SUBUNIT BETA





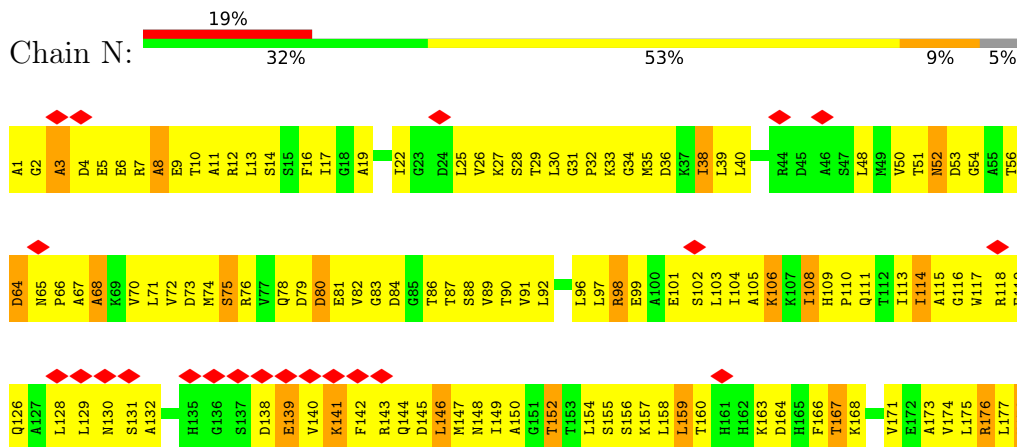
• Molecule 1: T-COMPLEX PROTEIN 1 SUBUNIT BETA

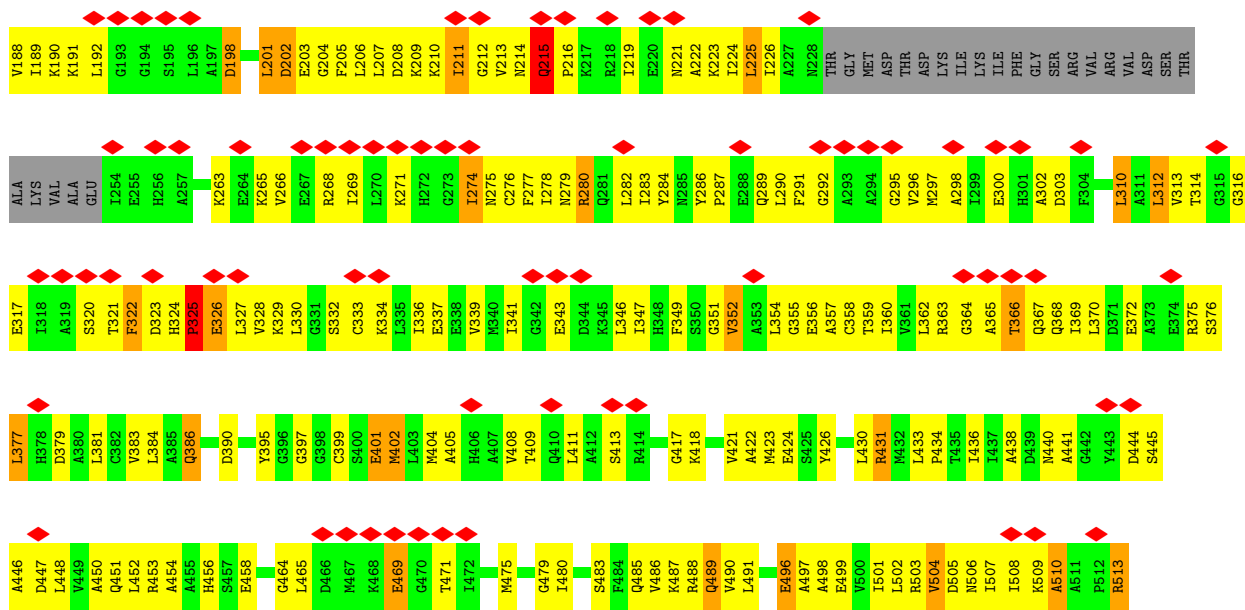
Chain M:



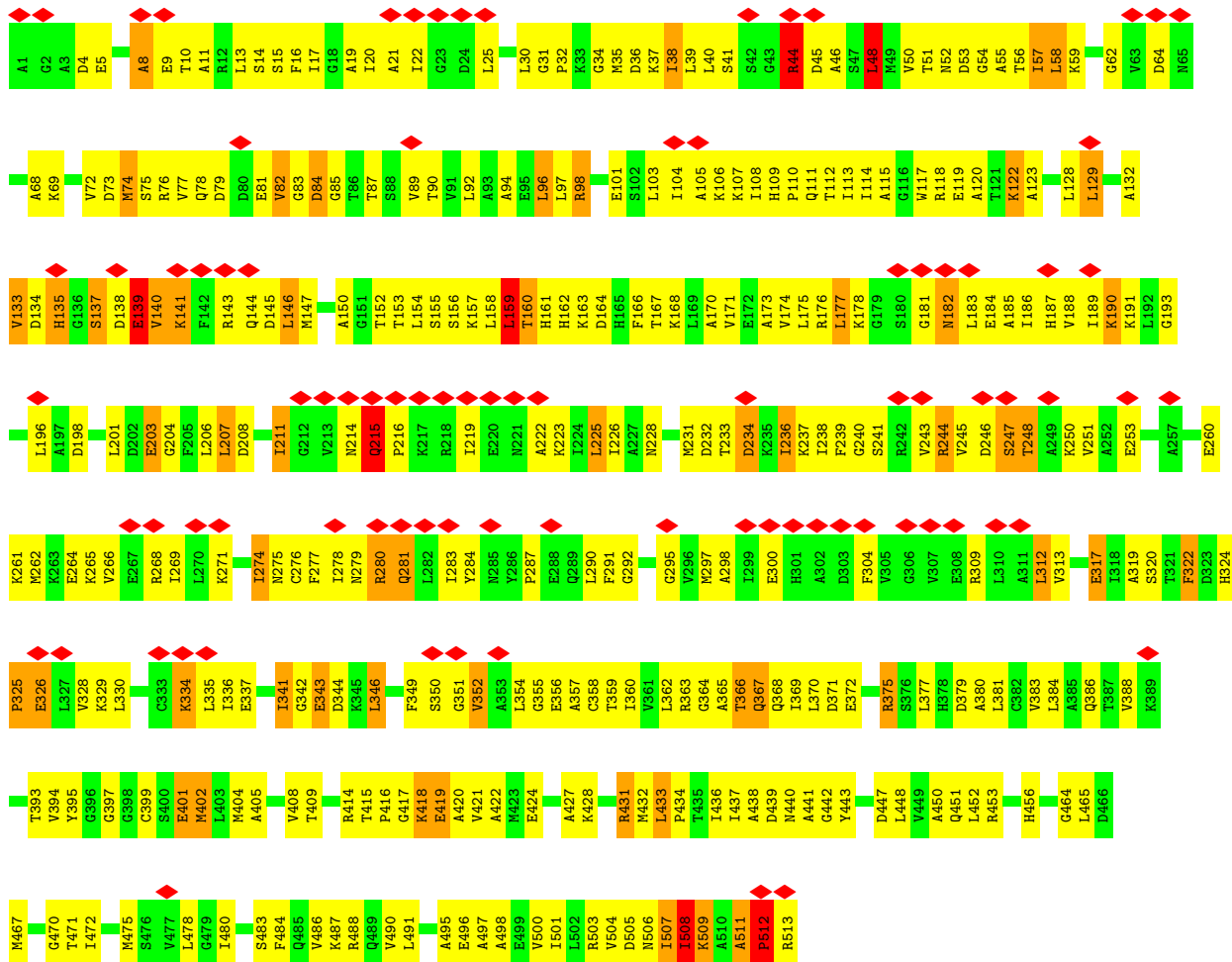
• Molecule 1: T-COMPLEX PROTEIN 1 SUBUNIT BETA

Chain N:






• Molecule 1: T-COMPLEX PROTEIN 1 SUBUNIT BETA



● Molecule 1: T-COMPLEX PROTEIN 1 SUBUNIT BETA



4 Experimental information

Property	Value	Source
EM reconstruction method	SINGLE PARTICLE	Depositor
Imposed symmetry	POINT, C1	Depositor
Number of particles used	23523	Depositor
Resolution determination method	Not provided	
CTF correction method	EACH MICROGRAPH	Depositor
Microscope	JEOL 3200FSC	Depositor
Voltage (kV)	300	Depositor
Electron dose ($e^-/\text{\AA}^2$)	18	Depositor
Minimum defocus (nm)	1200	Depositor
Maximum defocus (nm)	3000	Depositor
Magnification	50000	Depositor
Image detector	KODAK SO-163 FILM	Depositor
Maximum map value	1.974	Depositor
Minimum map value	-0.302	Depositor
Average map value	0.068	Depositor
Map value standard deviation	0.257	Depositor
Recommended contour level	1.08	Depositor
Map size (\AA)	345.6, 345.6, 345.6	wwPDB
Map dimensions	144, 144, 144	wwPDB
Map angles ($^\circ$)	90.0, 90.0, 90.0	wwPDB
Pixel spacing (\AA)	2.4, 2.4, 2.4	Depositor

5 Model quality i

5.1 Standard geometry i

The Z score for a bond length (or angle) is the number of standard deviations the observed value is removed from the expected value. A bond length (or angle) with $|Z| > 5$ is considered an outlier worth inspection. RMSZ is the root-mean-square of all Z scores of the bond lengths (or angles).

Mol	Chain	Bond lengths		Bond angles	
		RMSZ	# Z >5	RMSZ	# Z >5
1	A	0.47	0/3896	0.80	1/5249 (0.0%)
1	B	0.47	0/3705	0.74	0/4992
1	C	0.52	1/3896 (0.0%)	0.84	5/5249 (0.1%)
1	D	0.45	0/3714	0.75	0/5004
1	E	0.47	0/3896	0.80	2/5249 (0.0%)
1	F	0.44	0/3896	0.75	0/5249
1	G	0.47	0/3697	0.78	1/4981 (0.0%)
1	H	0.46	0/3714	0.80	5/5004 (0.1%)
1	I	0.47	0/3896	0.80	0/5249
1	J	0.46	0/3672	0.76	1/4948 (0.0%)
1	K	0.48	0/3711	0.81	2/5000 (0.0%)
1	L	0.47	0/3746	0.80	1/5047 (0.0%)
1	M	0.46	0/3896	0.78	0/5249
1	N	0.46	0/3705	0.79	0/4992
1	O	0.47	0/3896	0.80	3/5249 (0.1%)
1	P	0.47	0/3712	0.80	2/5002 (0.0%)
All	All	0.47	1/60648 (0.0%)	0.79	23/81713 (0.0%)

All (1) bond length outliers are listed below:

Mol	Chain	Res	Type	Atoms	Z	Observed(Å)	Ideal(Å)
1	C	505	ASP	N-CA	5.51	1.57	1.46

All (23) bond angle outliers are listed below:

Mol	Chain	Res	Type	Atoms	Z	Observed(°)	Ideal(°)
1	E	512	PRO	N-CA-CB	-7.26	94.59	103.30
1	H	508	ILE	N-CA-C	7.21	130.46	111.00
1	O	509	LYS	N-CA-CB	-6.72	98.51	110.60
1	C	504	VAL	CB-CA-C	6.53	123.81	111.40
1	K	157	LYS	N-CA-CB	-6.51	98.88	110.60
1	C	507	ILE	CA-C-N	-6.43	103.06	117.20
1	C	507	ILE	CB-CA-C	-6.21	99.18	111.60

Continued on next page...

Continued from previous page...

Mol	Chain	Res	Type	Atoms	Z	Observed(°)	Ideal(°)
1	L	467	MET	N-CA-CB	-6.12	99.58	110.60
1	C	504	VAL	CA-CB-CG1	6.12	120.07	110.90
1	O	44	ARG	NE-CZ-NH1	5.94	123.27	120.30
1	G	36	ASP	N-CA-CB	5.89	121.20	110.60
1	E	507	ILE	N-CA-CB	-5.83	97.39	110.80
1	P	49	MET	N-CA-CB	5.75	120.96	110.60
1	K	507	ILE	CB-CA-C	-5.64	100.33	111.60
1	H	509	LYS	N-CA-C	5.35	125.44	111.00
1	H	418	LYS	N-CA-CB	-5.33	101.00	110.60
1	J	485	GLN	N-CA-CB	-5.33	101.00	110.60
1	P	500	VAL	CA-C-N	-5.20	105.76	117.20
1	H	507	ILE	CA-C-N	-5.19	105.77	117.20
1	O	512	PRO	CA-N-CD	-5.17	104.26	111.50
1	H	507	ILE	C-N-CA	5.15	134.58	121.70
1	A	513	ARG	N-CA-CB	5.13	119.84	110.60
1	C	76	ARG	NE-CZ-NH1	5.08	122.84	120.30

There are no chirality outliers.

There are no planarity outliers.

5.2 Too-close contacts [i](#)

In the following table, the Non-H and H(model) columns list the number of non-hydrogen atoms and hydrogen atoms in the chain respectively. The H(added) column lists the number of hydrogen atoms added and optimized by MolProbity. The Clashes column lists the number of clashes within the asymmetric unit, whereas Symm-Clashes lists symmetry-related clashes.

Mol	Chain	Non-H	H(model)	H(added)	Clashes	Symm-Clashes
1	A	3855	0	3970	432	0
1	B	3666	0	3772	369	0
1	C	3855	0	3970	524	0
1	D	3675	0	3778	422	0
1	E	3855	0	3970	456	0
1	F	3855	0	3970	339	0
1	G	3658	0	3766	429	0
1	H	3675	0	3778	425	0
1	I	3855	0	3970	453	0
1	J	3634	0	3741	434	0
1	K	3673	0	3778	440	0
1	L	3707	0	3815	479	0
1	M	3855	0	3970	432	0

Continued on next page...

Continued from previous page...

Mol	Chain	Non-H	H(model)	H(added)	Clashes	Symm-Clashes
1	N	3666	0	3772	486	0
1	O	3855	0	3970	451	0
1	P	3673	0	3779	414	0
All	All	60012	0	61769	6493	0

The all-atom clashscore is defined as the number of clashes found per 1000 atoms (including hydrogen atoms). The all-atom clashscore for this structure is 53.

All (6493) close contacts within the same asymmetric unit are listed below, sorted by their clash magnitude.

Atom-1	Atom-2	Interatomic distance (Å)	Clash overlap (Å)
1:C:117:TRP:CE3	1:C:505:ASP:HA	1.82	1.15
1:K:146:LEU:HD12	1:K:171:VAL:HG13	1.14	1.13
1:N:146:LEU:HD12	1:N:171:VAL:HG13	1.26	1.12
1:P:146:LEU:HD12	1:P:171:VAL:HG13	1.31	1.12
1:E:146:LEU:HD12	1:E:171:VAL:HG13	1.24	1.11
1:F:446:ALA:HB2	1:O:108:ILE:HG23	1.31	1.10
1:J:146:LEU:HD12	1:J:171:VAL:HG13	1.30	1.10
1:L:146:LEU:HD21	1:L:150:ALA:HB3	1.34	1.10
1:C:503:ARG:O	1:C:504:VAL:HB	1.54	1.08
1:J:128:LEU:HD13	1:J:394:VAL:HG11	1.35	1.08
1:E:266:VAL:HB	1:E:290:LEU:HD21	1.36	1.07
1:M:146:LEU:HD12	1:M:171:VAL:HG13	1.26	1.07
1:O:146:LEU:HD12	1:O:171:VAL:HG13	1.35	1.07
1:C:266:VAL:HB	1:C:290:LEU:HD21	1.36	1.07
1:F:146:LEU:HD12	1:F:171:VAL:HG13	1.38	1.06
1:M:146:LEU:HD21	1:M:150:ALA:HB3	1.37	1.06
1:I:146:LEU:HD12	1:I:171:VAL:HG13	1.36	1.06
1:F:146:LEU:HD21	1:F:150:ALA:HB3	1.38	1.05
1:M:67:ALA:HA	1:M:507:ILE:HG21	1.35	1.05
1:G:266:VAL:HB	1:G:290:LEU:HD21	1.38	1.04
1:C:133:VAL:HG23	1:C:134:ASP:H	1.23	1.04
1:C:158:LEU:HD21	1:H:503:ARG:HE	1.22	1.03
1:F:38:ILE:HG22	1:F:50:VAL:HB	1.41	1.03
1:I:206:LEU:HD11	1:I:346:LEU:HD23	1.41	1.03
1:N:146:LEU:HD21	1:N:150:ALA:HB3	1.40	1.02
1:I:159:LEU:HD12	1:I:372:GLU:HG2	1.40	1.02
1:L:112:THR:HG23	1:P:442:GLY:HA2	1.42	1.02
1:D:188:VAL:HG11	1:D:377:LEU:HD21	1.40	1.01
1:D:450:ALA:HB2	1:K:420:ALA:HB3	1.39	1.00
1:G:185:ALA:HB3	1:G:357:ALA:HB1	1.43	1.00

Continued on next page...

Continued from previous page...

Atom-1	Atom-2	Interatomic distance (Å)	Clash overlap (Å)
1:A:453:ARG:HH21	1:M:420:ALA:HB1	1.26	1.00
1:G:32:PRO:HD2	1:G:467:MET:SD	2.02	1.00
1:P:149:ILE:HD13	1:P:482:GLU:HA	1.41	0.99
1:D:38:ILE:O	1:E:507:ILE:HG23	1.61	0.99
1:O:92:LEU:HD21	1:O:433:LEU:HD11	1.45	0.99
1:J:266:VAL:HB	1:J:290:LEU:HD21	1.42	0.98
1:B:503:ARG:HH22	1:G:158:LEU:HD22	1.28	0.98
1:C:117:TRP:CZ3	1:C:507:ILE:HG23	1.97	0.98
1:I:124:ALA:HA	1:I:491:LEU:HD13	1.45	0.98
1:H:32:PRO:HD2	1:H:467:MET:SD	2.02	0.98
1:O:150:ALA:HB2	1:O:384:LEU:HD21	1.45	0.97
1:C:146:LEU:HD21	1:C:150:ALA:HB3	1.46	0.97
1:O:369:ILE:O	1:O:372:GLU:HB3	1.63	0.96
1:A:146:LEU:HD12	1:A:171:VAL:HG13	1.48	0.96
1:D:146:LEU:HD21	1:D:150:ALA:HB3	1.45	0.96
1:J:146:LEU:HD21	1:J:150:ALA:HB3	1.43	0.96
1:K:475:MET:SD	1:K:480:ILE:HB	2.05	0.96
1:H:16:PHE:HA	1:H:97:LEU:HD23	1.48	0.96
1:D:211:ILE:HD11	1:D:297:MET:HG3	1.48	0.96
1:E:108:ILE:HB	1:J:446:ALA:HB3	1.48	0.96
1:G:446:ALA:HB3	1:N:108:ILE:HB	1.47	0.96
1:M:266:VAL:HB	1:M:290:LEU:HD21	1.45	0.96
1:K:124:ALA:HB1	1:K:491:LEU:HD13	1.47	0.96
1:K:511:ALA:HB1	1:K:512:PRO:HD2	1.48	0.95
1:H:364:GLY:HA3	1:H:370:LEU:HD13	1.45	0.95
1:I:146:LEU:HD21	1:I:150:ALA:HB3	1.46	0.95
1:O:32:PRO:HD2	1:O:467:MET:SD	2.06	0.95
1:A:146:LEU:HD21	1:A:150:ALA:HB3	1.49	0.95
1:B:500:VAL:HG22	1:G:369:ILE:HD11	1.49	0.94
1:D:39:LEU:HB2	1:E:510:ALA:HB3	1.49	0.94
1:G:67:ALA:HB3	1:G:507:ILE:HD12	1.49	0.94
1:A:106:LYS:HE2	1:A:113:ILE:HD11	1.47	0.94
1:O:122:LYS:HE2	1:O:408:VAL:HG12	1.50	0.94
1:I:32:PRO:HD2	1:I:467:MET:HE3	1.49	0.94
1:E:269:ILE:HG23	1:E:274:ILE:HG21	1.51	0.93
1:G:146:LEU:HD22	1:G:168:LYS:HA	1.50	0.93
1:D:508:ILE:HG22	1:D:509:LYS:HG2	1.51	0.93
1:N:211:ILE:HD11	1:N:297:MET:HG3	1.49	0.93
1:B:146:LEU:HD21	1:B:167:THR:HG23	1.49	0.93
1:N:92:LEU:HD21	1:N:433:LEU:HD11	1.51	0.92
1:F:448:LEU:HD21	1:F:465:LEU:HD12	1.52	0.92

Continued on next page...

Continued from previous page...

Atom-1	Atom-2	Interatomic distance (Å)	Clash overlap (Å)
1:J:188:VAL:HG21	1:J:377:LEU:HD13	1.50	0.92
1:A:140:VAL:HA	1:A:175:LEU:HD22	1.49	0.92
1:G:108:ILE:HD11	1:N:445:SER:HB2	1.52	0.92
1:D:133:VAL:HG23	1:D:134:ASP:H	1.35	0.91
1:I:28:SER:HB2	1:I:35:MET:SD	2.10	0.91
1:K:188:VAL:HG13	1:K:377:LEU:HD21	1.51	0.91
1:M:158:LEU:HD21	1:O:500:VAL:HG12	1.50	0.91
1:H:32:PRO:HA	1:H:155:SER:O	1.70	0.91
1:K:149:ILE:HD12	1:K:482:GLU:HA	1.52	0.91
1:H:146:LEU:HD22	1:H:168:LYS:HA	1.52	0.91
1:L:475:MET:SD	1:L:480:ILE:HB	2.09	0.90
1:A:79:ASP:HA	1:A:83:GLY:CA	2.01	0.90
1:G:417:GLY:HA2	1:N:450:ALA:HB1	1.53	0.90
1:N:266:VAL:HB	1:N:290:LEU:HD21	1.52	0.90
1:C:27:LYS:HA	1:C:436:ILE:HD11	1.50	0.90
1:J:188:VAL:HG11	1:J:377:LEU:HD22	1.53	0.90
1:N:206:LEU:HD11	1:N:346:LEU:HD21	1.52	0.90
1:C:117:TRP:CE3	1:C:498:ALA:HB1	2.06	0.90
1:I:266:VAL:HB	1:I:290:LEU:HD21	1.50	0.90
1:G:211:ILE:HD11	1:G:297:MET:HG3	1.54	0.90
1:P:500:VAL:HG13	1:P:502:LEU:H	1.32	0.90
1:N:188:VAL:HG11	1:N:377:LEU:HD21	1.53	0.89
1:B:191:LYS:HE2	1:B:346:LEU:HD11	1.53	0.89
1:L:283:ILE:HG22	1:L:300:GLU:HG3	1.54	0.89
1:P:127:ALA:HB2	1:P:404:MET:SD	2.12	0.89
1:D:111:GLN:HA	1:D:114:ILE:HD12	1.54	0.89
1:G:51:THR:HG21	1:G:57:ILE:HB	1.52	0.89
1:J:140:VAL:HA	1:J:175:LEU:HD22	1.51	0.89
1:H:27:LYS:HA	1:H:436:ILE:HD11	1.52	0.89
1:K:211:ILE:HD11	1:K:297:MET:HG3	1.54	0.89
1:A:114:ILE:HG23	1:A:499:GLU:HG3	1.55	0.89
1:G:113:ILE:HA	1:G:422:ALA:HB2	1.54	0.89
1:G:146:LEU:HD21	1:G:167:THR:HG23	1.55	0.89
1:K:266:VAL:HB	1:K:290:LEU:HD21	1.54	0.89
1:J:159:LEU:HD11	1:J:372:GLU:HG2	1.54	0.89
1:P:146:LEU:HD21	1:P:150:ALA:HB3	1.55	0.89
1:C:154:LEU:HD22	1:C:167:THR:HB	1.55	0.88
1:P:146:LEU:HD23	1:P:147:MET:H	1.36	0.88
1:L:163:LYS:HA	1:L:166:PHE:CD1	2.08	0.88
1:O:417:GLY:HA2	1:O:420:ALA:HB3	1.55	0.88
1:N:82:VAL:HG23	1:N:485:GLN:HB2	1.55	0.88

Continued on next page...

Continued from previous page...

Atom-1	Atom-2	Interatomic distance (Å)	Clash overlap (Å)
1:D:501:ILE:HA	1:D:504:VAL:HG23	1.54	0.88
1:I:31:GLY:O	1:I:156:SER:HA	1.74	0.88
1:B:325:PRO:O	1:B:326:GLU:HG3	1.73	0.88
1:M:112:THR:HG23	1:M:418:LYS:HD2	1.53	0.88
1:E:146:LEU:HD12	1:E:171:VAL:CG1	2.04	0.88
1:L:39:LEU:HD22	1:M:3:ALA:HB1	1.54	0.88
1:A:508:ILE:HG22	1:A:509:LYS:H	1.38	0.88
1:O:269:ILE:HG23	1:O:274:ILE:CG2	2.03	0.88
1:P:500:VAL:O	1:P:503:ARG:HG2	1.73	0.88
1:H:166:PHE:CZ	1:H:198:ASP:HB3	2.08	0.88
1:K:149:ILE:HB	1:K:481:THR:O	1.73	0.88
1:N:117:TRP:CZ2	1:N:498:ALA:HB1	2.09	0.88
1:G:148:ASN:HA	1:G:479:GLY:O	1.73	0.88
1:M:174:VAL:HG21	1:M:384:LEU:HB3	1.55	0.88
1:C:117:TRP:N	1:C:505:ASP:HB2	1.89	0.87
1:F:269:ILE:HG23	1:F:274:ILE:CG2	2.04	0.87
1:H:206:LEU:HD11	1:H:346:LEU:HD23	1.55	0.87
1:I:109:HIS:ND1	1:O:442:GLY:HA2	1.87	0.87
1:J:211:ILE:HD11	1:J:297:MET:HG3	1.54	0.87
1:G:438:ALA:HB2	1:G:448:LEU:HG	1.56	0.87
1:C:114:ILE:HG22	1:C:504:VAL:HG13	1.57	0.87
1:D:146:LEU:HD12	1:D:171:VAL:HG13	1.55	0.87
1:N:10:THR:HA	1:N:510:ALA:HB2	1.55	0.87
1:O:508:ILE:HG23	1:O:509:LYS:H	1.39	0.87
1:J:163:LYS:HA	1:J:166:PHE:CD1	2.09	0.87
1:A:508:ILE:HG21	1:F:40:LEU:HG	1.54	0.87
1:E:417:GLY:HA2	1:E:420:ALA:HB3	1.55	0.87
1:D:114:ILE:HD13	1:D:503:ARG:HH21	1.38	0.87
1:I:109:HIS:CE1	1:I:111:GLN:HB2	2.09	0.87
1:M:369:ILE:HD11	1:O:500:VAL:HG11	1.57	0.87
1:N:269:ILE:HG23	1:N:274:ILE:CG2	2.05	0.87
1:A:411:LEU:HB3	1:A:423:MET:SD	2.15	0.87
1:P:266:VAL:HB	1:P:290:LEU:HD21	1.57	0.87
1:L:146:LEU:HD12	1:L:171:VAL:HG13	1.55	0.87
1:B:372:GLU:HG3	1:B:375:ARG:NH2	1.88	0.86
1:G:372:GLU:HA	1:G:375:ARG:NH2	1.89	0.86
1:H:185:ALA:H	1:H:309:ARG:HG2	1.39	0.86
1:J:50:VAL:HG22	1:J:375:ARG:NH2	1.88	0.86
1:N:110:PRO:HB2	1:N:502:LEU:HD22	1.58	0.86
1:I:58:LEU:HD22	1:N:1:ALA:HA	1.56	0.86
1:J:369:ILE:O	1:J:372:GLU:HB3	1.75	0.86

Continued on next page...

Continued from previous page...

Atom-1	Atom-2	Interatomic distance (Å)	Clash overlap (Å)
1:D:504:VAL:HG13	1:D:507:ILE:HG13	1.58	0.86
1:E:133:VAL:HB	1:E:393:THR:O	1.74	0.86
1:F:112:THR:HG21	1:F:418:LYS:HE3	1.58	0.86
1:J:399:CYS:SG	1:J:464:GLY:HA3	2.16	0.86
1:E:454:ALA:HB2	1:J:416:PRO:HA	1.57	0.86
1:N:163:LYS:HA	1:N:166:PHE:CD1	2.11	0.86
1:E:269:ILE:HG23	1:E:274:ILE:CG2	2.06	0.86
1:G:448:LEU:HD21	1:G:465:LEU:HD12	1.55	0.86
1:K:146:LEU:HD23	1:K:147:MET:H	1.41	0.86
1:B:185:ALA:HB1	1:B:357:ALA:HB2	1.55	0.85
1:J:92:LEU:HD11	1:J:433:LEU:HD21	1.56	0.85
1:I:448:LEU:HD21	1:I:465:LEU:HD12	1.59	0.85
1:N:448:LEU:HD21	1:N:465:LEU:HD12	1.57	0.85
1:K:146:LEU:HD12	1:K:171:VAL:CG1	2.04	0.85
1:A:364:GLY:HA3	1:A:370:LEU:HD13	1.56	0.85
1:H:92:LEU:HD11	1:H:433:LEU:HD21	1.59	0.85
1:P:126:GLN:NE2	1:P:408:VAL:HA	1.91	0.85
1:P:154:LEU:HD22	1:P:167:THR:HB	1.58	0.85
1:I:133:VAL:HB	1:I:393:THR:O	1.77	0.85
1:O:146:LEU:HD23	1:O:147:MET:H	1.41	0.85
1:A:163:LYS:HA	1:A:166:PHE:CD1	2.11	0.85
1:A:369:ILE:O	1:A:372:GLU:HB3	1.75	0.85
1:B:50:VAL:O	1:B:375:ARG:HD3	1.77	0.85
1:B:211:ILE:HD11	1:B:297:MET:HG3	1.57	0.84
1:P:15:SER:CB	1:P:501:ILE:HG23	2.07	0.84
1:F:140:VAL:HA	1:F:175:LEU:HD22	1.60	0.84
1:G:146:LEU:HD12	1:G:171:VAL:HG13	1.59	0.84
1:I:211:ILE:HD11	1:I:297:MET:HG3	1.58	0.84
1:D:442:GLY:HA3	1:E:109:HIS:CD2	2.11	0.84
1:F:79:ASP:HA	1:F:83:GLY:CA	2.07	0.84
1:K:40:LEU:HG	1:P:508:ILE:HG21	1.59	0.84
1:O:266:VAL:HB	1:O:290:LEU:HD21	1.59	0.84
1:P:52:ASN:H	1:P:375:ARG:HD3	1.41	0.84
1:C:188:VAL:HG21	1:C:377:LEU:HD21	1.59	0.84
1:P:369:ILE:O	1:P:372:GLU:HB3	1.76	0.84
1:A:171:VAL:HG12	1:A:384:LEU:HG	1.60	0.84
1:M:166:PHE:CZ	1:M:198:ASP:HB3	2.13	0.84
1:K:448:LEU:HD21	1:K:465:LEU:HD12	1.60	0.84
1:N:140:VAL:HA	1:N:175:LEU:HD22	1.59	0.84
1:L:369:ILE:HD11	1:M:504:VAL:HG22	1.57	0.84
1:P:211:ILE:HD11	1:P:297:MET:HG3	1.56	0.84

Continued on next page...

Continued from previous page...

Atom-1	Atom-2	Interatomic distance (Å)	Clash overlap (Å)
1:H:146:LEU:HD21	1:H:167:THR:HG23	1.60	0.84
1:P:500:VAL:HG22	1:P:501:ILE:H	1.40	0.84
1:C:31:GLY:O	1:C:156:SER:HA	1.76	0.84
1:C:116:GLY:H	1:C:422:ALA:HB3	1.42	0.84
1:J:191:LYS:HE3	1:J:346:LEU:HD21	1.59	0.84
1:L:496:GLU:O	1:L:499:GLU:HG2	1.78	0.84
1:O:140:VAL:HA	1:O:175:LEU:HD22	1.60	0.84
1:C:127:ALA:HB2	1:C:404:MET:SD	2.17	0.83
1:D:171:VAL:HG12	1:D:384:LEU:HG	1.59	0.83
1:I:372:GLU:HA	1:I:375:ARG:CZ	2.08	0.83
1:M:233:THR:HG21	1:M:261:LYS:HE3	1.60	0.83
1:B:369:ILE:O	1:B:372:GLU:HB3	1.78	0.83
1:L:27:LYS:O	1:L:436:ILE:HD11	1.78	0.83
1:B:364:GLY:HA3	1:B:370:LEU:HD13	1.59	0.83
1:K:283:ILE:HG22	1:K:300:GLU:HG3	1.60	0.83
1:A:266:VAL:HB	1:A:290:LEU:HD21	1.59	0.83
1:D:190:LYS:HA	1:D:362:LEU:O	1.78	0.83
1:D:269:ILE:HG23	1:D:274:ILE:CG2	2.08	0.83
1:H:211:ILE:HD11	1:H:297:MET:HG3	1.59	0.83
1:L:31:GLY:O	1:L:156:SER:HA	1.77	0.83
1:P:265:LYS:O	1:P:269:ILE:HB	1.78	0.83
1:B:433:LEU:O	1:B:436:ILE:HG22	1.78	0.83
1:I:364:GLY:HA3	1:I:370:LEU:HD13	1.61	0.83
1:K:204:GLY:HA3	1:K:349:PHE:O	1.79	0.83
1:C:115:ALA:HA	1:C:504:VAL:HG21	1.59	0.83
1:L:176:ARG:HH21	1:L:360:ILE:HD12	1.41	0.83
1:C:245:VAL:HG11	1:C:250:LYS:HB3	1.60	0.83
1:I:188:VAL:HG21	1:I:377:LEU:HD11	1.61	0.82
1:J:48:LEU:HD23	1:K:510:ALA:HB3	1.59	0.82
1:P:148:ASN:HB2	1:P:481:THR:HG22	1.59	0.82
1:F:211:ILE:HD11	1:F:297:MET:HG3	1.57	0.82
1:L:146:LEU:HD23	1:L:147:MET:H	1.42	0.82
1:C:265:LYS:O	1:C:269:ILE:HB	1.77	0.82
1:L:79:ASP:HA	1:L:83:GLY:CA	2.09	0.82
1:M:116:GLY:HA2	1:M:422:ALA:HB1	1.61	0.82
1:O:211:ILE:HD11	1:O:297:MET:HG3	1.60	0.82
1:K:145:ASP:O	1:K:171:VAL:HG11	1.79	0.82
1:H:152:THR:HB	1:H:480:ILE:HG23	1.62	0.82
1:K:127:ALA:HB1	1:K:404:MET:HG3	1.62	0.82
1:B:399:CYS:SG	1:B:464:GLY:HA3	2.20	0.82
1:D:57:ILE:HD12	1:E:509:LYS:HB3	1.60	0.82

Continued on next page...

Continued from previous page...

Atom-1	Atom-2	Interatomic distance (Å)	Clash overlap (Å)
1:D:117:TRP:CD1	1:D:495:ALA:HB1	2.15	0.82
1:P:31:GLY:O	1:P:156:SER:HA	1.79	0.82
1:A:132:ALA:HB3	1:A:461:THR:HG21	1.59	0.82
1:K:504:VAL:HG12	1:K:507:ILE:HD13	1.62	0.82
1:L:390:ASP:HB3	1:L:485:GLN:OE1	1.79	0.82
1:N:402:MET:SD	1:N:456:HIS:HB2	2.20	0.82
1:M:206:LEU:HD11	1:M:346:LEU:HD23	1.60	0.81
1:B:25:LEU:HD13	1:F:508:ILE:HD11	1.60	0.81
1:F:38:ILE:HD12	1:F:48:LEU:HD23	1.62	0.81
1:H:324:HIS:O	1:H:329:LYS:HG2	1.80	0.81
1:I:503:ARG:NH2	1:O:158:LEU:HD23	1.95	0.81
1:J:154:LEU:HD23	1:J:163:LYS:HG3	1.62	0.81
1:P:269:ILE:HG23	1:P:274:ILE:HG21	1.60	0.81
1:D:450:ALA:HB3	1:K:417:GLY:CA	2.10	0.81
1:E:177:LEU:HD23	1:E:186:ILE:HD11	1.62	0.81
1:G:27:LYS:HA	1:G:436:ILE:HD11	1.63	0.81
1:L:38:ILE:HD13	1:M:508:ILE:H	1.43	0.81
1:L:146:LEU:CD2	1:L:167:THR:HG23	2.08	0.81
1:N:92:LEU:HD11	1:N:433:LEU:HG	1.62	0.81
1:O:79:ASP:HA	1:O:83:GLY:CA	2.09	0.81
1:O:133:VAL:HA	1:O:393:THR:O	1.78	0.81
1:O:163:LYS:HA	1:O:166:PHE:CD1	2.16	0.81
1:F:131:SER:H	1:F:403:LEU:HD23	1.45	0.81
1:J:166:PHE:CZ	1:J:198:ASP:HB3	2.15	0.81
1:D:399:CYS:SG	1:D:464:GLY:HA3	2.19	0.81
1:I:146:LEU:HD23	1:I:147:MET:H	1.44	0.81
1:I:324:HIS:O	1:I:329:LYS:HG2	1.80	0.81
1:L:40:LEU:HD12	1:M:509:LYS:HD2	1.61	0.81
1:A:79:ASP:HA	1:A:83:GLY:HA3	1.62	0.81
1:E:11:ALA:HB1	1:E:506:ASN:HB2	1.63	0.81
1:I:372:GLU:HA	1:I:375:ARG:NH2	1.95	0.81
1:E:39:LEU:HD22	1:G:512:PRO:HG2	1.60	0.81
1:E:109:HIS:NE2	1:E:111:GLN:HB2	1.95	0.81
1:F:79:ASP:HA	1:F:83:GLY:HA3	1.63	0.81
1:M:30:LEU:HD13	1:M:436:ILE:HG12	1.62	0.81
1:F:402:MET:SD	1:F:456:HIS:HB2	2.21	0.81
1:H:148:ASN:HA	1:H:479:GLY:O	1.81	0.81
1:O:269:ILE:HG23	1:O:274:ILE:HG21	1.62	0.81
1:C:158:LEU:HD21	1:H:503:ARG:NE	1.96	0.81
1:E:245:VAL:HG21	1:E:250:LYS:HB3	1.61	0.81
1:A:92:LEU:HD11	1:A:433:LEU:HD21	1.63	0.80

Continued on next page...

Continued from previous page...

Atom-1	Atom-2	Interatomic distance (Å)	Clash overlap (Å)
1:A:211:ILE:HD11	1:A:297:MET:HG3	1.61	0.80
1:H:107:LYS:HB3	1:L:108:ILE:HG23	1.63	0.80
1:K:343:GLU:CG	1:K:344:ASP:H	1.94	0.80
1:O:364:GLY:HA2	1:O:370:LEU:HD13	1.61	0.80
1:A:283:ILE:HG22	1:A:300:GLU:HG3	1.63	0.80
1:I:116:GLY:O	1:I:119:GLU:HB2	1.80	0.80
1:J:219:ILE:HD11	1:J:336:ILE:HB	1.61	0.80
1:K:452:LEU:HD13	1:K:465:LEU:HD13	1.63	0.80
1:M:67:ALA:HA	1:M:507:ILE:CG2	2.10	0.80
1:D:402:MET:SD	1:D:453:ARG:HA	2.20	0.80
1:H:146:LEU:HD12	1:H:171:VAL:HG13	1.62	0.80
1:E:417:GLY:HA3	1:J:450:ALA:O	1.80	0.80
1:G:416:PRO:HB3	1:N:454:ALA:HB2	1.63	0.80
1:G:446:ALA:HB3	1:N:108:ILE:CB	2.12	0.80
1:M:364:GLY:HA3	1:M:370:LEU:HD13	1.63	0.80
1:N:154:LEU:HD21	1:N:163:LYS:HG3	1.64	0.80
1:K:31:GLY:HA3	1:K:440:ASN:OD1	1.80	0.80
1:I:37:LYS:HB3	1:N:6:GLU:N	1.97	0.80
1:M:79:ASP:HA	1:M:83:GLY:CA	2.12	0.80
1:C:114:ILE:HG22	1:C:504:VAL:CG1	2.11	0.80
1:C:375:ARG:HG2	1:C:376:SER:N	1.95	0.80
1:D:269:ILE:HG23	1:D:274:ILE:HG21	1.63	0.79
1:H:399:CYS:SG	1:H:464:GLY:HA3	2.22	0.79
1:H:416:PRO:HA	1:P:450:ALA:HB1	1.64	0.79
1:A:32:PRO:HD2	1:A:467:MET:SD	2.21	0.79
1:I:52:ASN:H	1:I:375:ARG:HD3	1.46	0.79
1:J:448:LEU:HD21	1:J:465:LEU:HD12	1.64	0.79
1:M:233:THR:O	1:M:234:ASP:HB3	1.82	0.79
1:M:448:LEU:HD21	1:M:465:LEU:HD12	1.63	0.79
1:P:163:LYS:HA	1:P:166:PHE:CE1	2.18	0.79
1:P:402:MET:SD	1:P:456:HIS:HB2	2.22	0.79
1:H:266:VAL:HB	1:H:290:LEU:HD21	1.64	0.79
1:L:70:VAL:HG21	1:P:38:ILE:HD13	1.64	0.79
1:P:163:LYS:HG3	1:P:166:PHE:CD2	2.17	0.79
1:A:453:ARG:NH2	1:M:420:ALA:HB1	1.98	0.79
1:B:500:VAL:HG22	1:G:369:ILE:CD1	2.12	0.79
1:E:146:LEU:HD23	1:E:147:MET:H	1.47	0.79
1:E:421:VAL:HA	1:J:453:ARG:NH2	1.97	0.79
1:G:96:LEU:HD11	1:G:117:TRP:HZ2	1.47	0.79
1:I:163:LYS:HA	1:I:166:PHE:CD1	2.16	0.79
1:L:82:VAL:HG22	1:L:486:VAL:HG12	1.63	0.79

Continued on next page...

Continued from previous page...

Atom-1	Atom-2	Interatomic distance (Å)	Clash overlap (Å)
1:B:111:GLN:HG3	1:G:35:MET:SD	2.23	0.79
1:E:126:GLN:O	1:E:130:ASN:HB2	1.82	0.79
1:J:372:GLU:HG3	1:J:375:ARG:NH1	1.98	0.79
1:E:313:VAL:HG22	1:E:357:ALA:HB3	1.65	0.79
1:O:185:ALA:HB3	1:O:357:ALA:HB1	1.62	0.79
1:I:369:ILE:O	1:I:372:GLU:HB3	1.82	0.79
1:J:174:VAL:CG1	1:J:384:LEU:HB3	2.13	0.79
1:O:82:VAL:HG11	1:O:486:VAL:HA	1.65	0.79
1:C:433:LEU:O	1:C:436:ILE:HG22	1.82	0.79
1:E:109:HIS:CD2	1:E:111:GLN:HB2	2.18	0.79
1:L:269:ILE:HG23	1:L:274:ILE:CG2	2.13	0.79
1:P:145:ASP:O	1:P:171:VAL:HG11	1.83	0.79
1:I:146:LEU:HD12	1:I:171:VAL:CG1	2.13	0.79
1:C:115:ALA:HB1	1:C:419:GLU:HA	1.64	0.78
1:K:84:ASP:CG	1:K:379:ASP:HB2	2.03	0.78
1:K:399:CYS:SG	1:K:464:GLY:HA3	2.23	0.78
1:M:269:ILE:HG23	1:M:274:ILE:CG2	2.14	0.78
1:O:153:THR:HG21	1:O:379:ASP:HB3	1.65	0.78
1:A:128:LEU:O	1:A:129:LEU:HD22	1.83	0.78
1:D:448:LEU:HD11	1:D:465:LEU:HD11	1.66	0.78
1:N:146:LEU:HD23	1:N:147:MET:H	1.47	0.78
1:D:35:MET:CE	1:E:111:GLN:HG2	2.14	0.78
1:I:265:LYS:O	1:I:269:ILE:HB	1.83	0.78
1:A:159:LEU:HD12	1:A:372:GLU:HG2	1.64	0.78
1:B:51:THR:HG21	1:B:56:THR:HB	1.64	0.78
1:J:475:MET:SD	1:J:480:ILE:HB	2.23	0.78
1:P:402:MET:SD	1:P:453:ARG:HA	2.23	0.78
1:G:100:ALA:HA	1:G:103:LEU:HD22	1.64	0.78
1:I:92:LEU:HG	1:I:433:LEU:HD11	1.64	0.78
1:C:115:ALA:HA	1:C:504:VAL:CG2	2.13	0.78
1:E:446:ALA:HB3	1:J:108:ILE:HD12	1.64	0.78
1:L:124:ALA:O	1:L:128:LEU:HG	1.84	0.78
1:M:173:ALA:HB2	1:M:360:ILE:HD11	1.64	0.78
1:A:475:MET:SD	1:A:480:ILE:HB	2.23	0.78
1:C:114:ILE:HA	1:C:505:ASP:O	1.82	0.78
1:J:146:LEU:HD12	1:J:171:VAL:CG1	2.11	0.78
1:N:149:ILE:HD13	1:N:383:VAL:HG11	1.65	0.78
1:A:158:LEU:HD12	1:C:501:ILE:HG12	1.65	0.78
1:A:324:HIS:O	1:A:329:LYS:HG2	1.84	0.78
1:C:146:LEU:HD13	1:C:168:LYS:HA	1.65	0.78
1:C:411:LEU:HB3	1:C:423:MET:SD	2.23	0.78

Continued on next page...

Continued from previous page...

Atom-1	Atom-2	Interatomic distance (Å)	Clash overlap (Å)
1:I:317:GLU:OE1	1:I:329:LYS:HD2	1.84	0.78
1:M:499:GLU:O	1:M:503:ARG:HG2	1.83	0.78
1:O:438:ALA:HB2	1:O:448:LEU:HG	1.66	0.78
1:E:448:LEU:HD21	1:E:465:LEU:HD12	1.63	0.78
1:J:51:THR:HG21	1:J:56:THR:HB	1.66	0.78
1:K:206:LEU:HD21	1:K:346:LEU:HD23	1.66	0.78
1:G:31:GLY:O	1:G:156:SER:HA	1.84	0.77
1:G:129:LEU:HD23	1:G:491:LEU:HD11	1.65	0.77
1:G:79:ASP:HA	1:G:83:GLY:HA3	1.67	0.77
1:N:214:ASN:O	1:N:215:GLN:HB2	1.85	0.77
1:I:233:THR:HG21	1:I:261:LYS:HE2	1.67	0.77
1:I:475:MET:SD	1:I:480:ILE:HB	2.24	0.77
1:N:7:ARG:HA	1:N:11:ALA:HB2	1.66	0.77
1:B:269:ILE:HG23	1:B:274:ILE:CG2	2.14	0.77
1:G:166:PHE:HD2	1:G:362:LEU:HD22	1.49	0.77
1:P:503:ARG:HG3	1:P:504:VAL:H	1.50	0.77
1:H:163:LYS:HA	1:H:166:PHE:CD1	2.19	0.77
1:H:185:ALA:HB1	1:H:357:ALA:HB1	1.67	0.77
1:J:31:GLY:O	1:J:156:SER:HA	1.85	0.77
1:M:116:GLY:CA	1:M:422:ALA:HB1	2.15	0.77
1:O:204:GLY:HA3	1:O:349:PHE:O	1.85	0.77
1:P:500:VAL:HG22	1:P:501:ILE:HB	1.65	0.77
1:C:475:MET:SD	1:C:480:ILE:HB	2.24	0.77
1:E:508:ILE:HG13	1:E:509:LYS:N	2.00	0.77
1:I:324:HIS:HB2	1:I:329:LYS:NZ	1.99	0.77
1:J:174:VAL:HG11	1:J:384:LEU:HB3	1.64	0.77
1:K:393:THR:HG22	1:K:483:SER:HA	1.65	0.77
1:O:448:LEU:HD21	1:O:465:LEU:HD12	1.65	0.77
1:A:39:LEU:HD11	1:A:57:ILE:HG13	1.67	0.77
1:G:79:ASP:HA	1:G:83:GLY:CA	2.15	0.77
1:P:52:ASN:N	1:P:375:ARG:HD3	2.00	0.77
1:A:116:GLY:CA	1:A:422:ALA:HB1	2.15	0.77
1:C:51:THR:HG21	1:C:56:THR:HB	1.66	0.77
1:C:159:LEU:HD13	1:C:372:GLU:HG2	1.67	0.77
1:J:313:VAL:HG22	1:J:357:ALA:HB3	1.65	0.77
1:A:417:GLY:O	1:M:450:ALA:HB1	1.85	0.77
1:B:313:VAL:HG13	1:B:352:VAL:HB	1.65	0.77
1:F:372:GLU:O	1:F:375:ARG:HB3	1.84	0.76
1:O:32:PRO:HA	1:O:155:SER:O	1.85	0.76
1:O:79:ASP:HA	1:O:83:GLY:HA3	1.67	0.76
1:B:159:LEU:HD12	1:B:372:GLU:HG2	1.67	0.76

Continued on next page...

Continued from previous page...

Atom-1	Atom-2	Interatomic distance (Å)	Clash overlap (Å)
1:I:269:ILE:HG23	1:I:274:ILE:HG21	1.66	0.76
1:J:408:VAL:HA	1:J:411:LEU:HD12	1.67	0.76
1:M:171:VAL:HG12	1:M:384:LEU:HG	1.67	0.76
1:D:39:LEU:HD23	1:E:507:ILE:HG22	1.64	0.76
1:E:146:LEU:HD23	1:E:147:MET:N	2.01	0.76
1:A:159:LEU:HG	1:A:163:LYS:HG2	1.68	0.76
1:A:372:GLU:HG3	1:A:375:ARG:NH2	2.01	0.76
1:C:48:LEU:HB3	1:H:507:ILE:HD11	1.65	0.76
1:G:106:LYS:O	1:G:107:LYS:HG2	1.84	0.76
1:C:313:VAL:HG22	1:C:357:ALA:HB3	1.67	0.76
1:C:501:ILE:HG23	1:C:502:LEU:HD23	1.68	0.76
1:D:280:ARG:O	1:D:280:ARG:HG3	1.85	0.76
1:L:207:LEU:HD12	1:L:208:ASP:H	1.48	0.76
1:N:154:LEU:HD22	1:N:167:THR:HB	1.68	0.76
1:O:134:ASP:HB2	1:O:393:THR:OG1	1.85	0.76
1:C:211:ILE:HD11	1:C:297:MET:HG3	1.67	0.76
1:I:283:ILE:HG22	1:I:300:GLU:HG3	1.66	0.76
1:L:396:GLY:HA3	1:L:480:ILE:HG22	1.67	0.76
1:B:112:THR:HB	1:B:418:LYS:CE	2.15	0.76
1:D:446:ALA:HB2	1:K:106:LYS:HZ1	1.50	0.76
1:E:79:ASP:HA	1:E:83:GLY:HA3	1.67	0.76
1:M:32:PRO:HA	1:M:155:SER:HB3	1.67	0.76
1:N:31:GLY:HA3	1:N:440:ASN:CG	2.06	0.76
1:H:185:ALA:N	1:H:309:ARG:HG2	1.99	0.76
1:I:507:ILE:HD13	1:O:368:GLN:NE2	2.01	0.76
1:K:146:LEU:CD1	1:K:171:VAL:HG13	2.06	0.76
1:L:138:ASP:O	1:L:139:GLU:HB2	1.85	0.76
1:P:191:LYS:HE3	1:P:346:LEU:HD13	1.67	0.76
1:B:140:VAL:HA	1:B:175:LEU:HD22	1.68	0.76
1:E:402:MET:SD	1:E:456:HIS:HB2	2.26	0.76
1:M:149:ILE:HB	1:M:481:THR:O	1.86	0.76
1:E:324:HIS:HB2	1:E:329:LYS:NZ	2.01	0.76
1:F:369:ILE:O	1:F:372:GLU:HB3	1.86	0.76
1:G:92:LEU:HD11	1:G:433:LEU:HD21	1.67	0.76
1:G:145:ASP:O	1:G:171:VAL:HG11	1.86	0.76
1:J:183:LEU:HD11	1:J:385:ALA:HB1	1.66	0.76
1:L:146:LEU:HD23	1:L:147:MET:N	2.01	0.76
1:L:146:LEU:CD1	1:L:171:VAL:HG13	2.16	0.76
1:G:265:LYS:O	1:G:269:ILE:HB	1.86	0.75
1:K:265:LYS:O	1:K:269:ILE:HB	1.85	0.75
1:L:114:ILE:HA	1:L:117:TRP:CE3	2.21	0.75

Continued on next page...

Continued from previous page...

Atom-1	Atom-2	Interatomic distance (Å)	Clash overlap (Å)
1:M:48:LEU:CD1	1:O:508:ILE:HG22	2.17	0.75
1:N:111:GLN:O	1:N:114:ILE:HB	1.86	0.75
1:N:283:ILE:HG22	1:N:300:GLU:HG3	1.67	0.75
1:G:38:ILE:HG21	1:G:368:GLN:NE2	1.99	0.75
1:G:138:ASP:O	1:G:139:GLU:HB2	1.84	0.75
1:H:159:LEU:HG	1:H:163:LYS:HG2	1.67	0.75
1:I:128:LEU:CD2	1:I:488:ARG:HG2	2.16	0.75
1:K:154:LEU:CD2	1:K:167:THR:HB	2.16	0.75
1:D:38:ILE:HG22	1:D:50:VAL:HB	1.67	0.75
1:E:173:ALA:HB1	1:E:360:ILE:HD11	1.68	0.75
1:H:369:ILE:O	1:H:372:GLU:HB3	1.86	0.75
1:K:343:GLU:HG2	1:K:344:ASP:H	1.49	0.75
1:K:396:GLY:HA3	1:K:480:ILE:HG22	1.66	0.75
1:N:146:LEU:CD2	1:N:147:MET:H	2.00	0.75
1:O:31:GLY:O	1:O:156:SER:HA	1.86	0.75
1:P:79:ASP:HA	1:P:83:GLY:HA3	1.68	0.75
1:P:448:LEU:HD21	1:P:465:LEU:HD12	1.68	0.75
1:A:163:LYS:HD2	1:A:166:PHE:CG	2.21	0.75
1:C:163:LYS:HA	1:C:166:PHE:CD1	2.21	0.75
1:G:402:MET:SD	1:G:456:HIS:HB2	2.26	0.75
1:K:163:LYS:HA	1:K:166:PHE:CD1	2.21	0.75
1:K:188:VAL:HB	1:K:360:ILE:O	1.87	0.75
1:A:30:LEU:HG	1:A:87:THR:O	1.87	0.75
1:B:269:ILE:HG23	1:B:274:ILE:HG21	1.69	0.75
1:I:114:ILE:HD11	1:I:502:LEU:HD23	1.66	0.75
1:I:146:LEU:HD23	1:I:147:MET:N	2.01	0.75
1:J:214:ASN:O	1:J:215:GLN:HB2	1.85	0.75
1:L:226:ILE:HG12	1:L:278:ILE:HG23	1.68	0.75
1:P:15:SER:HB3	1:P:501:ILE:HG23	1.68	0.75
1:E:506:ASN:O	1:E:507:ILE:HB	1.86	0.75
1:G:103:LEU:HG	1:G:113:ILE:HD13	1.68	0.75
1:I:32:PRO:HD2	1:I:467:MET:CE	2.16	0.75
1:J:52:ASN:HB2	1:J:375:ARG:NH1	2.01	0.75
1:C:450:ALA:CB	1:L:417:GLY:HA2	2.17	0.75
1:G:128:LEU:HD13	1:G:404:MET:HA	1.67	0.75
1:D:402:MET:SD	1:D:456:HIS:HB2	2.26	0.75
1:F:214:ASN:O	1:F:215:GLN:HB2	1.87	0.75
1:L:38:ILE:O	1:L:38:ILE:HG13	1.86	0.75
1:M:133:VAL:HB	1:M:393:THR:O	1.87	0.75
1:M:145:ASP:O	1:M:171:VAL:HG11	1.87	0.75
1:C:155:SER:HA	1:C:160:THR:HG21	1.67	0.75

Continued on next page...

Continued from previous page...

Atom-1	Atom-2	Interatomic distance (Å)	Clash overlap (Å)
1:E:32:PRO:HA	1:E:155:SER:HB3	1.69	0.75
1:K:166:PHE:CZ	1:K:198:ASP:HB3	2.22	0.74
1:L:433:LEU:O	1:L:436:ILE:HG22	1.86	0.74
1:A:399:CYS:SG	1:A:464:GLY:HA3	2.27	0.74
1:E:114:ILE:HG23	1:E:499:GLU:OE2	1.87	0.74
1:E:444:ASP:HB3	1:J:108:ILE:HD13	1.69	0.74
1:I:152:THR:OG1	1:I:480:ILE:HG23	1.87	0.74
1:L:39:LEU:HD12	1:L:57:ILE:HG13	1.68	0.74
1:M:140:VAL:HA	1:M:175:LEU:HD22	1.68	0.74
1:K:324:HIS:O	1:K:329:LYS:HG2	1.86	0.74
1:L:63:VAL:CB	1:M:2:GLY:HA3	2.17	0.74
1:L:71:LEU:HD13	1:L:501:ILE:HD12	1.69	0.74
1:N:101:GLU:O	1:N:104:ILE:HG22	1.86	0.74
1:N:399:CYS:SG	1:N:464:GLY:HA3	2.28	0.74
1:P:283:ILE:HG22	1:P:300:GLU:HG3	1.68	0.74
1:B:503:ARG:NH2	1:G:158:LEU:HD22	2.01	0.74
1:H:186:ILE:HG21	1:H:377:LEU:HD21	1.69	0.74
1:N:208:ASP:O	1:N:209:LYS:HG3	1.87	0.74
1:A:166:PHE:CZ	1:A:198:ASP:HB3	2.22	0.74
1:D:39:LEU:HB2	1:E:510:ALA:CB	2.17	0.74
1:D:450:ALA:HB3	1:K:417:GLY:HA2	1.69	0.74
1:F:250:LYS:O	1:F:253:GLU:HG2	1.87	0.74
1:J:128:LEU:CD1	1:J:394:VAL:HG11	2.15	0.74
1:L:178:LYS:HE2	1:L:388:VAL:HG22	1.69	0.74
1:N:209:LYS:NZ	1:N:303:ASP:H	1.85	0.74
1:C:324:HIS:HB2	1:C:329:LYS:NZ	2.01	0.74
1:G:408:VAL:HA	1:G:411:LEU:HD12	1.69	0.74
1:I:146:LEU:CD2	1:I:147:MET:H	2.00	0.74
1:J:29:THR:O	1:J:156:SER:HB2	1.88	0.74
1:J:438:ALA:HB2	1:J:448:LEU:HG	1.69	0.74
1:K:79:ASP:O	1:K:83:GLY:HA2	1.87	0.74
1:L:178:LYS:CB	1:L:388:VAL:HG11	2.18	0.74
1:L:205:PHE:HA	1:L:359:THR:OG1	1.88	0.74
1:P:159:LEU:HD12	1:P:372:GLU:OE2	1.87	0.74
1:P:188:VAL:HG13	1:P:377:LEU:HD21	1.69	0.74
1:E:27:LYS:HA	1:E:436:ILE:HD11	1.70	0.74
1:H:324:HIS:ND1	1:H:325:PRO:HD3	2.03	0.74
1:I:114:ILE:HG23	1:I:499:GLU:OE1	1.86	0.74
1:J:171:VAL:O	1:J:174:VAL:HG13	1.87	0.74
1:K:325:PRO:O	1:K:326:GLU:HG3	1.88	0.74
1:D:475:MET:SD	1:D:480:ILE:HB	2.28	0.74

Continued on next page...

Continued from previous page...

Atom-1	Atom-2	Interatomic distance (Å)	Clash overlap (Å)
1:I:150:ALA:HB2	1:I:384:LEU:HD11	1.69	0.74
1:I:159:LEU:HD13	1:I:159:LEU:H	1.52	0.74
1:K:146:LEU:HD23	1:K:147:MET:N	2.02	0.74
1:L:114:ILE:HA	1:L:117:TRP:CZ3	2.23	0.74
1:N:209:LYS:HZ3	1:N:303:ASP:H	1.34	0.74
1:E:79:ASP:HA	1:E:83:GLY:CA	2.18	0.74
1:F:269:ILE:HG23	1:F:274:ILE:HG22	1.70	0.74
1:H:92:LEU:HG	1:H:433:LEU:HD11	1.70	0.74
1:H:109:HIS:CE1	1:H:111:GLN:HB2	2.22	0.74
1:C:116:GLY:N	1:C:422:ALA:HB3	2.03	0.74
1:N:146:LEU:HD23	1:N:147:MET:N	2.02	0.74
1:B:146:LEU:HD23	1:B:147:MET:H	1.53	0.73
1:G:283:ILE:HG22	1:G:300:GLU:HG3	1.70	0.73
1:L:214:ASN:O	1:L:215:GLN:HB2	1.88	0.73
1:B:146:LEU:HD22	1:B:168:LYS:HA	1.70	0.73
1:H:113:ILE:HG23	1:H:422:ALA:HB2	1.68	0.73
1:H:146:LEU:HD23	1:H:147:MET:H	1.52	0.73
1:K:154:LEU:HD22	1:K:167:THR:HB	1.69	0.73
1:L:25:LEU:HD11	1:M:5:GLU:HA	1.68	0.73
1:O:317:GLU:HB2	1:O:329:LYS:HG2	1.69	0.73
1:P:119:GLU:CD	1:P:419:GLU:HG2	2.08	0.73
1:A:51:THR:HA	1:A:375:ARG:CD	2.17	0.73
1:B:438:ALA:HB2	1:B:448:LEU:HG	1.71	0.73
1:M:32:PRO:CA	1:M:155:SER:HB3	2.18	0.73
1:B:499:GLU:O	1:B:503:ARG:HB2	1.89	0.73
1:L:206:LEU:HD21	1:L:346:LEU:HG	1.68	0.73
1:A:324:HIS:O	1:A:328:VAL:HG23	1.89	0.73
1:E:211:ILE:HD11	1:E:297:MET:HG3	1.70	0.73
1:L:207:LEU:HD12	1:L:208:ASP:N	2.02	0.73
1:L:368:GLN:HG3	1:L:371:ASP:OD2	1.89	0.73
1:P:146:LEU:CD2	1:P:147:MET:H	2.01	0.73
1:B:125:ARG:O	1:B:128:LEU:HD22	1.87	0.73
1:B:441:ALA:HB2	1:B:467:MET:HG2	1.70	0.73
1:C:214:ASN:O	1:C:215:GLN:HB2	1.86	0.73
1:D:58:LEU:HB3	1:D:72:VAL:HG11	1.69	0.73
1:D:206:LEU:HD11	1:D:346:LEU:HD23	1.71	0.73
1:G:438:ALA:CB	1:G:448:LEU:HG	2.19	0.73
1:O:214:ASN:O	1:O:215:GLN:HB2	1.88	0.73
1:F:159:LEU:HD13	1:F:372:GLU:HG2	1.71	0.73
1:H:140:VAL:HA	1:H:175:LEU:HD22	1.70	0.73
1:I:110:PRO:HA	1:I:113:ILE:HD12	1.71	0.73

Continued on next page...

Continued from previous page...

Atom-1	Atom-2	Interatomic distance (Å)	Clash overlap (Å)
1:I:188:VAL:HG22	1:I:377:LEU:HD21	1.70	0.73
1:O:283:ILE:HG22	1:O:300:GLU:HG3	1.68	0.73
1:B:24:ASP:O	1:B:27:LYS:HG2	1.89	0.73
1:D:185:ALA:HB3	1:D:357:ALA:HB1	1.70	0.73
1:D:324:HIS:O	1:D:328:VAL:HG13	1.87	0.73
1:H:19:ALA:HB1	1:H:94:ALA:HA	1.71	0.73
1:L:166:PHE:CZ	1:L:198:ASP:HB3	2.24	0.73
1:L:178:LYS:HB3	1:L:388:VAL:HG11	1.70	0.73
1:E:140:VAL:HA	1:E:175:LEU:HD22	1.71	0.73
1:G:225:LEU:HD13	1:G:329:LYS:HE2	1.71	0.73
1:G:475:MET:SD	1:G:480:ILE:HB	2.29	0.73
1:L:25:LEU:HD21	1:M:5:GLU:HG3	1.69	0.73
1:N:142:PHE:O	1:N:143:ARG:HG3	1.89	0.73
1:P:15:SER:HB2	1:P:501:ILE:HG23	1.70	0.73
1:P:59:LYS:HE2	1:P:76:ARG:HB2	1.69	0.73
1:A:313:VAL:HG22	1:A:357:ALA:HB3	1.69	0.73
1:D:140:VAL:HA	1:D:175:LEU:HD22	1.71	0.73
1:G:188:VAL:HG11	1:G:377:LEU:HD22	1.69	0.73
1:P:114:ILE:HA	1:P:117:TRP:CE3	2.24	0.73
1:B:146:LEU:CD2	1:B:167:THR:HG23	2.19	0.72
1:B:475:MET:SD	1:B:480:ILE:HB	2.29	0.72
1:I:433:LEU:O	1:I:436:ILE:HG22	1.89	0.72
1:B:115:ALA:HB3	1:B:419:GLU:HG2	1.70	0.72
1:C:152:THR:OG1	1:C:480:ILE:HG23	1.89	0.72
1:F:399:CYS:SG	1:F:464:GLY:HA3	2.28	0.72
1:H:38:ILE:HG22	1:H:50:VAL:HB	1.69	0.72
1:J:497:ALA:O	1:J:500:VAL:HG12	1.88	0.72
1:K:188:VAL:HG11	1:K:377:LEU:HD11	1.70	0.72
1:O:438:ALA:CB	1:O:448:LEU:HG	2.18	0.72
1:A:508:ILE:HG22	1:A:509:LYS:N	2.03	0.72
1:B:111:GLN:O	1:B:114:ILE:HB	1.89	0.72
1:D:325:PRO:O	1:D:326:GLU:HG3	1.89	0.72
1:G:163:LYS:HA	1:G:166:PHE:CD1	2.25	0.72
1:G:324:HIS:O	1:G:329:LYS:HG2	1.90	0.72
1:I:27:LYS:HA	1:I:436:ILE:HD11	1.72	0.72
1:L:84:ASP:CG	1:L:379:ASP:HB3	2.08	0.72
1:M:324:HIS:O	1:M:329:LYS:HG2	1.89	0.72
1:N:124:ALA:HA	1:N:491:LEU:HD13	1.71	0.72
1:B:82:VAL:HG11	1:B:486:VAL:HA	1.70	0.72
1:B:117:TRP:CD1	1:B:495:ALA:HB1	2.24	0.72
1:B:324:HIS:O	1:B:329:LYS:HG2	1.89	0.72

Continued on next page...

Continued from previous page...

Atom-1	Atom-2	Interatomic distance (Å)	Clash overlap (Å)
1:D:324:HIS:O	1:D:329:LYS:HG2	1.89	0.72
1:H:146:LEU:HD12	1:H:171:VAL:CG1	2.19	0.72
1:H:159:LEU:HD13	1:H:372:GLU:CG	2.19	0.72
1:I:39:LEU:HD11	1:I:57:ILE:HG13	1.70	0.72
1:L:269:ILE:HG23	1:L:274:ILE:HG22	1.70	0.72
1:M:339:VAL:O	1:M:340:MET:HG3	1.87	0.72
1:B:176:ARG:CZ	1:B:358:CYS:HB2	2.19	0.72
1:E:417:GLY:HA3	1:J:450:ALA:C	2.09	0.72
1:M:79:ASP:HA	1:M:83:GLY:HA3	1.69	0.72
1:O:62:GLY:HA2	1:O:509:LYS:NZ	2.03	0.72
1:O:399:CYS:SG	1:O:464:GLY:HA3	2.30	0.72
1:B:411:LEU:HB3	1:B:423:MET:SD	2.30	0.72
1:J:283:ILE:HG22	1:J:300:GLU:HG3	1.70	0.72
1:K:214:ASN:O	1:K:215:GLN:HB2	1.88	0.72
1:L:63:VAL:HB	1:M:2:GLY:HA3	1.72	0.72
1:C:508:ILE:HG23	1:C:509:LYS:H	1.55	0.72
1:F:324:HIS:HB2	1:F:329:LYS:NZ	2.05	0.72
1:A:448:LEU:HD21	1:A:465:LEU:HD12	1.71	0.72
1:C:11:ALA:HB1	1:C:510:ALA:HB2	1.69	0.72
1:F:28:SER:HB2	1:F:35:MET:SD	2.30	0.72
1:G:433:LEU:O	1:G:436:ILE:HG22	1.90	0.72
1:I:154:LEU:HD22	1:I:167:THR:HB	1.70	0.72
1:I:448:LEU:HD21	1:I:465:LEU:CD1	2.20	0.72
1:B:512:PRO:O	1:B:513:ARG:HG2	1.89	0.72
1:E:232:ASP:HA	1:E:284:TYR:CD1	2.25	0.72
1:F:475:MET:SD	1:F:480:ILE:HB	2.30	0.72
1:H:200:TYR:O	1:H:201:LEU:HB2	1.90	0.72
1:I:496:GLU:O	1:I:500:VAL:HG23	1.89	0.72
1:M:393:THR:HG22	1:M:483:SER:HA	1.71	0.72
1:O:497:ALA:O	1:O:500:VAL:HG22	1.90	0.72
1:D:103:LEU:O	1:D:106:LYS:HB3	1.90	0.71
1:D:133:VAL:CG1	1:D:394:VAL:HA	2.19	0.71
1:G:214:ASN:O	1:G:215:GLN:HB2	1.89	0.71
1:H:154:LEU:HD22	1:H:167:THR:HB	1.70	0.71
1:H:448:LEU:HD21	1:H:465:LEU:HD12	1.71	0.71
1:I:50:VAL:HG22	1:I:375:ARG:NH2	2.05	0.71
1:J:103:LEU:HG	1:J:113:ILE:HD13	1.71	0.71
1:C:133:VAL:HB	1:C:393:THR:H	1.55	0.71
1:F:269:ILE:HG23	1:F:274:ILE:HG21	1.71	0.71
1:G:154:LEU:HD23	1:G:163:LYS:HG3	1.72	0.71
1:K:402:MET:SD	1:K:456:HIS:HB2	2.29	0.71

Continued on next page...

Continued from previous page...

Atom-1	Atom-2	Interatomic distance (Å)	Clash overlap (Å)
1:O:106:LYS:HZ1	1:O:421:VAL:HG11	1.56	0.71
1:D:433:LEU:O	1:D:436:ILE:HG22	1.90	0.71
1:J:145:ASP:O	1:J:171:VAL:HG11	1.89	0.71
1:J:442:GLY:O	1:K:112:THR:HA	1.90	0.71
1:M:159:LEU:HD22	1:M:163:LYS:HB2	1.72	0.71
1:N:174:VAL:HG21	1:N:384:LEU:HD22	1.71	0.71
1:O:51:THR:HA	1:O:375:ARG:HD2	1.72	0.71
1:P:146:LEU:HD12	1:P:171:VAL:CG1	2.17	0.71
1:P:214:ASN:O	1:P:215:GLN:HB2	1.88	0.71
1:C:117:TRP:HE3	1:C:504:VAL:O	1.73	0.71
1:E:475:MET:SD	1:E:480:ILE:HB	2.30	0.71
1:H:438:ALA:CB	1:H:448:LEU:HG	2.21	0.71
1:J:32:PRO:HD2	1:J:467:MET:SD	2.30	0.71
1:N:84:ASP:OD2	1:N:379:ASP:HB3	1.90	0.71
1:N:109:HIS:CE1	1:N:111:GLN:HB2	2.25	0.71
1:I:37:LYS:HD2	1:N:5:GLU:HG2	1.72	0.71
1:I:109:HIS:CG	1:O:442:GLY:HA2	2.25	0.71
1:J:59:LYS:HE2	1:J:76:ARG:HB2	1.71	0.71
1:J:324:HIS:HB2	1:J:329:LYS:NZ	2.04	0.71
1:M:269:ILE:HG23	1:M:274:ILE:HG21	1.72	0.71
1:P:114:ILE:HA	1:P:117:TRP:CZ3	2.25	0.71
1:A:51:THR:HA	1:A:375:ARG:HD3	1.72	0.71
1:B:158:LEU:HB3	1:B:372:GLU:OE2	1.89	0.71
1:F:243:VAL:HG12	1:F:245:VAL:HG23	1.72	0.71
1:M:214:ASN:O	1:M:215:GLN:HB2	1.90	0.71
1:A:25:LEU:HD12	1:C:511:ALA:O	1.91	0.71
1:B:214:ASN:O	1:B:215:GLN:HB2	1.89	0.71
1:D:501:ILE:HA	1:D:504:VAL:CG2	2.20	0.71
1:E:204:GLY:O	1:E:359:THR:HB	1.90	0.71
1:K:146:LEU:CD2	1:K:147:MET:H	2.04	0.71
1:O:146:LEU:HD12	1:O:171:VAL:CG1	2.15	0.71
1:B:101:GLU:O	1:B:104:ILE:HG12	1.91	0.71
1:B:365:ALA:O	1:B:366:THR:HG22	1.91	0.71
1:G:108:ILE:HD12	1:N:444:ASP:OD1	1.90	0.71
1:G:399:CYS:SG	1:G:464:GLY:HA3	2.31	0.71
1:M:174:VAL:HG11	1:M:384:LEU:HB2	1.72	0.71
1:N:117:TRP:HZ2	1:N:498:ALA:HB1	1.55	0.71
1:C:110:PRO:O	1:C:114:ILE:HG13	1.90	0.71
1:D:39:LEU:HA	1:E:507:ILE:CG2	2.20	0.71
1:E:399:CYS:SG	1:E:464:GLY:HA3	2.31	0.71
1:H:110:PRO:HA	1:H:113:ILE:HD12	1.72	0.71

Continued on next page...

Continued from previous page...

Atom-1	Atom-2	Interatomic distance (Å)	Clash overlap (Å)
1:K:109:HIS:CE1	1:K:111:GLN:HB2	2.26	0.71
1:L:112:THR:HG23	1:P:442:GLY:CA	2.20	0.71
1:N:369:ILE:O	1:N:372:GLU:HB3	1.91	0.71
1:D:173:ALA:HB2	1:D:360:ILE:HD11	1.72	0.71
1:J:386:GLN:HB3	1:J:485:GLN:OE1	1.91	0.71
1:A:111:GLN:O	1:A:114:ILE:HB	1.91	0.70
1:D:214:ASN:O	1:D:215:GLN:HB2	1.89	0.70
1:H:214:ASN:O	1:H:215:GLN:HB2	1.88	0.70
1:H:283:ILE:HG22	1:H:300:GLU:HG3	1.72	0.70
1:J:157:LYS:HB3	1:J:159:LEU:HD12	1.73	0.70
1:O:171:VAL:CG1	1:O:384:LEU:HG	2.21	0.70
1:C:114:ILE:C	1:C:504:VAL:HG13	2.11	0.70
1:E:19:ALA:HB1	1:E:94:ALA:HA	1.73	0.70
1:E:124:ALA:HB1	1:E:491:LEU:HD13	1.73	0.70
1:F:107:LYS:O	1:F:108:ILE:HG13	1.91	0.70
1:I:127:ALA:HB3	1:I:491:LEU:HD11	1.72	0.70
1:I:240:GLY:O	1:I:241:SER:HB3	1.91	0.70
1:J:38:ILE:HD12	1:K:509:LYS:HD3	1.73	0.70
1:J:509:LYS:O	1:N:48:LEU:HD11	1.90	0.70
1:K:219:ILE:HD13	1:K:219:ILE:H	1.56	0.70
1:L:188:VAL:CG1	1:L:377:LEU:HD21	2.21	0.70
1:A:214:ASN:O	1:A:215:GLN:HB2	1.90	0.70
1:B:39:LEU:HD22	1:F:508:ILE:HB	1.73	0.70
1:E:508:ILE:HG13	1:E:509:LYS:H	1.54	0.70
1:F:106:LYS:HE3	1:F:421:VAL:HG11	1.73	0.70
1:H:109:HIS:NE2	1:H:111:GLN:HB2	2.06	0.70
1:H:417:GLY:H	1:P:450:ALA:HB3	1.56	0.70
1:I:372:GLU:HG3	1:I:375:ARG:NH1	2.05	0.70
1:J:40:LEU:HB2	1:K:510:ALA:N	2.06	0.70
1:L:367:GLN:HG3	1:L:369:ILE:HD12	1.72	0.70
1:M:324:HIS:ND1	1:M:325:PRO:HD3	2.06	0.70
1:N:79:ASP:HA	1:N:83:GLY:HA3	1.73	0.70
1:P:188:VAL:CG1	1:P:377:LEU:HD21	2.21	0.70
1:E:214:ASN:O	1:E:215:GLN:HB2	1.90	0.70
1:F:317:GLU:HB3	1:F:329:LYS:HG2	1.73	0.70
1:O:154:LEU:HD22	1:O:167:THR:HB	1.74	0.70
1:D:103:LEU:HG	1:D:113:ILE:HD13	1.73	0.70
1:L:154:LEU:HD21	1:L:163:LYS:HG2	1.74	0.70
1:F:145:ASP:O	1:F:171:VAL:HG11	1.92	0.70
1:H:390:ASP:HB3	1:H:485:GLN:NE2	2.07	0.70
1:K:324:HIS:ND1	1:K:325:PRO:HD3	2.07	0.70

Continued on next page...

Continued from previous page...

Atom-1	Atom-2	Interatomic distance (Å)	Clash overlap (Å)
1:L:364:GLY:HA3	1:L:370:LEU:CD1	2.21	0.70
1:N:33:LYS:HB2	1:N:440:ASN:O	1.91	0.70
1:D:185:ALA:HA	1:D:309:ARG:HD2	1.73	0.70
1:E:132:ALA:O	1:E:133:VAL:HG22	1.92	0.70
1:G:108:ILE:HG22	1:G:109:HIS:H	1.57	0.70
1:O:146:LEU:HD21	1:O:150:ALA:HB3	1.74	0.70
1:P:122:LYS:O	1:P:125:ARG:HG2	1.92	0.70
1:O:402:MET:SD	1:O:456:HIS:HB2	2.32	0.70
1:A:58:LEU:HB3	1:A:72:VAL:CG1	2.21	0.70
1:D:37:LYS:CB	1:E:508:ILE:HG12	2.21	0.70
1:D:138:ASP:O	1:D:139:GLU:HB2	1.91	0.70
1:F:219:ILE:HD11	1:F:336:ILE:HB	1.72	0.70
1:B:417:GLY:CA	1:I:447:ASP:HA	2.22	0.70
1:G:372:GLU:HA	1:G:375:ARG:HH22	1.57	0.70
1:P:372:GLU:HG3	1:P:375:ARG:CZ	2.21	0.70
1:D:22:ILE:HD12	1:D:90:THR:HG22	1.74	0.69
1:D:442:GLY:HA3	1:E:109:HIS:NE2	2.06	0.69
1:E:84:ASP:OD2	1:E:379:ASP:HB3	1.91	0.69
1:E:283:ILE:HG22	1:E:300:GLU:HG3	1.73	0.69
1:A:57:ILE:HG23	1:A:58:LEU:HD23	1.74	0.69
1:G:29:THR:O	1:G:156:SER:HB2	1.91	0.69
1:G:123:ALA:O	1:G:128:LEU:HD12	1.92	0.69
1:K:150:ALA:HB1	1:K:167:THR:OG1	1.91	0.69
1:N:146:LEU:CD1	1:N:171:VAL:HG13	2.15	0.69
1:P:70:VAL:HG21	1:P:507:ILE:HG21	1.74	0.69
1:A:503:ARG:HH12	1:F:158:LEU:HD22	1.56	0.69
1:D:88:SER:O	1:D:92:LEU:HD13	1.92	0.69
1:E:154:LEU:HD23	1:E:163:LYS:HG3	1.74	0.69
1:E:163:LYS:HA	1:E:166:PHE:CD1	2.27	0.69
1:G:483:SER:O	1:G:486:VAL:HG22	1.92	0.69
1:H:269:ILE:HG23	1:H:274:ILE:CG2	2.23	0.69
1:I:324:HIS:O	1:I:328:VAL:HG23	1.92	0.69
1:K:146:LEU:HD11	1:K:150:ALA:HB3	1.74	0.69
1:L:39:LEU:HD13	1:M:3:ALA:HB3	1.73	0.69
1:L:324:HIS:HB2	1:L:329:LYS:NZ	2.06	0.69
1:M:67:ALA:CA	1:M:507:ILE:HG21	2.17	0.69
1:A:145:ASP:O	1:A:171:VAL:HG11	1.92	0.69
1:C:226:ILE:HG12	1:C:278:ILE:HG23	1.72	0.69
1:E:39:LEU:HD13	1:G:512:PRO:HG2	1.74	0.69
1:G:146:LEU:HD23	1:G:147:MET:H	1.56	0.69
1:G:188:VAL:HG21	1:G:377:LEU:HD13	1.74	0.69

Continued on next page...

Continued from previous page...

Atom-1	Atom-2	Interatomic distance (Å)	Clash overlap (Å)
1:G:414:ARG:O	1:G:414:ARG:HD3	1.92	0.69
1:K:33:LYS:HD3	1:K:441:ALA:O	1.92	0.69
1:K:146:LEU:HD21	1:K:150:ALA:HB3	1.73	0.69
1:N:269:ILE:HG23	1:N:274:ILE:HG21	1.73	0.69
1:P:146:LEU:HD22	1:P:168:LYS:HA	1.74	0.69
1:C:27:LYS:HA	1:C:436:ILE:CD1	2.22	0.69
1:C:163:LYS:HG3	1:C:166:PHE:CG	2.28	0.69
1:C:206:LEU:HD21	1:C:346:LEU:HB3	1.74	0.69
1:E:124:ALA:HB1	1:E:491:LEU:HD22	1.75	0.69
1:E:146:LEU:CD2	1:E:147:MET:H	2.05	0.69
1:F:163:LYS:HA	1:F:166:PHE:CD1	2.26	0.69
1:J:79:ASP:HA	1:J:83:GLY:HA3	1.74	0.69
1:D:154:LEU:HD23	1:D:163:LYS:HG3	1.74	0.69
1:E:325:PRO:O	1:E:326:GLU:HG3	1.91	0.69
1:I:37:LYS:HB2	1:N:5:GLU:HG3	1.73	0.69
1:N:115:ALA:O	1:N:119:GLU:HG2	1.92	0.69
1:A:402:MET:SD	1:A:456:HIS:HB2	2.33	0.69
1:D:39:LEU:CB	1:E:510:ALA:HB3	2.22	0.69
1:D:82:VAL:HG11	1:D:486:VAL:HG12	1.74	0.69
1:D:483:SER:O	1:D:486:VAL:HG22	1.93	0.69
1:F:265:LYS:HE2	1:F:322:PHE:CE1	2.28	0.69
1:G:185:ALA:HB3	1:G:357:ALA:CB	2.21	0.69
1:H:11:ALA:HB1	1:H:505:ASP:CB	2.22	0.69
1:K:269:ILE:HG12	1:K:274:ILE:HG21	1.73	0.69
1:K:324:HIS:HB2	1:K:329:LYS:NZ	2.08	0.69
1:O:138:ASP:O	1:O:139:GLU:HB2	1.90	0.69
1:P:70:VAL:HG21	1:P:507:ILE:CG2	2.23	0.69
1:P:190:LYS:O	1:P:190:LYS:HD3	1.92	0.69
1:A:154:LEU:HD22	1:A:167:THR:HB	1.75	0.69
1:B:448:LEU:HD21	1:B:465:LEU:HD12	1.75	0.69
1:E:51:THR:HG21	1:E:56:THR:HB	1.75	0.69
1:H:100:ALA:HA	1:H:103:LEU:HD13	1.75	0.69
1:H:106:LYS:HZ3	1:H:113:ILE:HG12	1.58	0.69
1:H:152:THR:CB	1:H:480:ILE:HG23	2.22	0.69
1:J:316:GLY:O	1:J:330:LEU:HB2	1.93	0.69
1:K:483:SER:O	1:K:486:VAL:HG22	1.92	0.69
1:M:316:GLY:O	1:M:330:LEU:HB2	1.93	0.69
1:N:82:VAL:CG2	1:N:485:GLN:HB2	2.22	0.69
1:O:159:LEU:HG	1:O:163:LYS:HG2	1.74	0.69
1:C:117:TRP:CD2	1:C:498:ALA:HB1	2.28	0.69
1:C:188:VAL:HG21	1:C:377:LEU:CD2	2.23	0.69

Continued on next page...

Continued from previous page...

Atom-1	Atom-2	Interatomic distance (Å)	Clash overlap (Å)
1:D:35:MET:HE1	1:E:111:GLN:HG2	1.73	0.69
1:H:146:LEU:HD22	1:H:168:LYS:CA	2.22	0.69
1:I:128:LEU:HD22	1:I:488:ARG:HG2	1.73	0.69
1:L:166:PHE:CE1	1:L:198:ASP:HB3	2.28	0.69
1:M:399:CYS:SG	1:M:464:GLY:HA3	2.33	0.69
1:P:173:ALA:HB2	1:P:360:ILE:HD11	1.74	0.69
1:C:74:MET:O	1:C:77:VAL:HG12	1.93	0.69
1:G:128:LEU:CD1	1:G:404:MET:HA	2.23	0.69
1:I:362:LEU:HD11	1:I:377:LEU:HD13	1.75	0.69
1:K:394:VAL:HG21	1:K:487:LYS:HG3	1.75	0.69
1:L:334:LYS:CB	1:L:351:GLY:HA3	2.23	0.69
1:M:127:ALA:HB2	1:M:404:MET:SD	2.33	0.69
1:N:58:LEU:HB3	1:N:72:VAL:HG13	1.73	0.69
1:N:64:ASP:CB	1:N:66:PRO:HD2	2.23	0.69
1:O:146:LEU:HD23	1:O:147:MET:N	2.08	0.69
1:H:48:LEU:HD12	1:H:48:LEU:H	1.57	0.68
1:K:499:GLU:HG2	1:K:503:ARG:HE	1.56	0.68
1:D:417:GLY:O	1:K:450:ALA:HB1	1.93	0.68
1:L:174:VAL:HG11	1:L:384:LEU:HB2	1.74	0.68
1:L:176:ARG:HH22	1:L:201:LEU:HD21	1.58	0.68
1:O:146:LEU:CD2	1:O:147:MET:H	2.06	0.68
1:O:401:GLU:HG2	1:O:433:LEU:HD13	1.74	0.68
1:P:146:LEU:HD23	1:P:147:MET:N	2.07	0.68
1:P:399:CYS:SG	1:P:464:GLY:HA3	2.34	0.68
1:B:112:THR:HB	1:B:418:LYS:HE2	1.73	0.68
1:D:108:ILE:HG23	1:D:109:HIS:H	1.58	0.68
1:I:80:ASP:O	1:I:81:GLU:HG3	1.94	0.68
1:I:483:SER:O	1:I:486:VAL:HG22	1.92	0.68
1:L:117:TRP:CD1	1:L:499:GLU:HB3	2.28	0.68
1:M:324:HIS:O	1:M:328:VAL:HG13	1.93	0.68
1:O:145:ASP:OD1	1:O:171:VAL:HB	1.93	0.68
1:P:190:LYS:HA	1:P:362:LEU:HD13	1.75	0.68
1:P:216:PRO:CG	1:P:295:GLY:HA2	2.23	0.68
1:A:216:PRO:HG2	1:A:295:GLY:HA2	1.74	0.68
1:B:79:ASP:HA	1:B:83:GLY:HA2	1.76	0.68
1:D:96:LEU:HD11	1:D:498:ALA:HB1	1.75	0.68
1:E:103:LEU:O	1:E:106:LYS:HB3	1.94	0.68
1:E:452:LEU:HD13	1:E:465:LEU:HD13	1.75	0.68
1:I:38:ILE:HA	1:I:50:VAL:HB	1.75	0.68
1:K:171:VAL:HA	1:K:174:VAL:CG1	2.22	0.68
1:O:265:LYS:HE2	1:O:322:PHE:CE1	2.28	0.68

Continued on next page...

Continued from previous page...

Atom-1	Atom-2	Interatomic distance (Å)	Clash overlap (Å)
1:P:74:MET:O	1:P:77:VAL:HG12	1.93	0.68
1:A:191:LYS:HE3	1:A:346:LEU:HD11	1.75	0.68
1:C:119:GLU:O	1:C:122:LYS:HB3	1.93	0.68
1:D:25:LEU:HD12	1:E:508:ILE:HG22	1.75	0.68
1:E:438:ALA:HB2	1:E:448:LEU:HG	1.75	0.68
1:F:452:LEU:HD13	1:F:465:LEU:HD13	1.76	0.68
1:G:446:ALA:CB	1:N:108:ILE:HB	2.22	0.68
1:H:157:LYS:O	1:H:159:LEU:HD22	1.93	0.68
1:H:452:LEU:HD13	1:H:465:LEU:HD13	1.74	0.68
1:I:54:GLY:O	1:I:58:LEU:HG	1.94	0.68
1:I:106:LYS:CE	1:I:421:VAL:HG11	2.24	0.68
1:K:372:GLU:HA	1:K:375:ARG:NE	2.08	0.68
1:L:38:ILE:CG1	1:M:506:ASN:HB3	2.23	0.68
1:B:146:LEU:HD12	1:B:171:VAL:CG1	2.24	0.68
1:B:163:LYS:HA	1:B:166:PHE:CD1	2.28	0.68
1:D:82:VAL:CG1	1:D:486:VAL:HG12	2.24	0.68
1:I:216:PRO:HG2	1:I:295:GLY:HA2	1.76	0.68
1:O:313:VAL:HG22	1:O:357:ALA:HB3	1.74	0.68
1:A:59:LYS:HE2	1:A:76:ARG:HB2	1.75	0.68
1:A:216:PRO:CG	1:A:295:GLY:HA2	2.23	0.68
1:B:27:LYS:CA	1:B:436:ILE:HD11	2.24	0.68
1:D:324:HIS:HB2	1:D:329:LYS:NZ	2.09	0.68
1:D:496:GLU:O	1:D:500:VAL:HG12	1.93	0.68
1:E:100:ALA:HA	1:E:103:LEU:HD23	1.76	0.68
1:I:204:GLY:O	1:I:359:THR:HB	1.94	0.68
1:J:50:VAL:HG22	1:J:375:ARG:HH22	1.55	0.68
1:L:39:LEU:HD22	1:M:3:ALA:CB	2.23	0.68
1:L:178:LYS:HE2	1:L:388:VAL:CG2	2.23	0.68
1:C:52:ASN:H	1:C:375:ARG:HG3	1.58	0.68
1:D:32:PRO:HD2	1:D:467:MET:HE3	1.75	0.68
1:G:141:LYS:HG2	1:G:144:GLN:HB2	1.75	0.68
1:G:499:GLU:O	1:G:503:ARG:HG2	1.94	0.68
1:K:338:GLU:OE1	1:K:345:LYS:HD3	1.94	0.68
1:C:11:ALA:HB1	1:C:510:ALA:CB	2.23	0.68
1:C:79:ASP:HA	1:C:83:GLY:HA3	1.76	0.68
1:D:12:ARG:HD2	1:D:100:ALA:HB1	1.76	0.68
1:H:185:ALA:HA	1:H:309:ARG:HG2	1.75	0.68
1:J:138:ASP:O	1:J:139:GLU:HB2	1.94	0.68
1:J:171:VAL:HG12	1:J:384:LEU:HG	1.74	0.68
1:K:146:LEU:CD2	1:K:167:THR:HG23	2.24	0.68
1:N:316:GLY:O	1:N:330:LEU:HB2	1.94	0.68

Continued on next page...

Continued from previous page...

Atom-1	Atom-2	Interatomic distance (Å)	Clash overlap (Å)
1:A:92:LEU:O	1:A:95:GLU:HG2	1.94	0.68
1:A:133:VAL:HB	1:A:393:THR:O	1.93	0.68
1:A:265:LYS:O	1:A:269:ILE:HB	1.93	0.68
1:B:96:LEU:HD11	1:B:117:TRP:HZ2	1.57	0.68
1:C:79:ASP:HA	1:C:83:GLY:CA	2.24	0.68
1:C:317:GLU:HB2	1:C:329:LYS:HG2	1.75	0.68
1:I:37:LYS:HB2	1:N:5:GLU:CG	2.24	0.68
1:A:443:TYR:CG	1:A:470:GLY:HA3	2.28	0.67
1:A:452:LEU:HD13	1:A:465:LEU:HD13	1.75	0.67
1:C:442:GLY:HA3	1:H:109:HIS:H	1.59	0.67
1:C:499:GLU:O	1:C:500:VAL:HG22	1.95	0.67
1:E:92:LEU:HD11	1:E:433:LEU:HD21	1.75	0.67
1:H:103:LEU:HD23	1:H:113:ILE:HD13	1.76	0.67
1:H:433:LEU:O	1:H:436:ILE:HG22	1.94	0.67
1:I:226:ILE:HD12	1:I:317:GLU:HG3	1.75	0.67
1:O:244:ARG:HG3	1:O:245:VAL:H	1.59	0.67
1:P:206:LEU:HD21	1:P:346:LEU:HD23	1.75	0.67
1:A:219:ILE:HD11	1:A:336:ILE:HB	1.75	0.67
1:C:231:MET:HB2	1:C:284:TYR:H	1.59	0.67
1:D:130:ASN:O	1:D:131:SER:HB3	1.94	0.67
1:E:111:GLN:O	1:E:114:ILE:HB	1.94	0.67
1:F:402:MET:SD	1:F:453:ARG:HA	2.34	0.67
1:H:114:ILE:HG13	1:H:503:ARG:NH2	2.09	0.67
1:H:269:ILE:HG23	1:H:274:ILE:HG21	1.76	0.67
1:J:101:GLU:O	1:J:104:ILE:HG22	1.93	0.67
1:P:85:GLY:O	1:P:153:THR:HA	1.95	0.67
1:B:111:GLN:CD	1:B:503:ARG:HD3	2.14	0.67
1:C:133:VAL:HG23	1:C:134:ASP:N	2.05	0.67
1:J:380:ALA:O	1:J:384:LEU:HD22	1.93	0.67
1:L:171:VAL:O	1:L:174:VAL:HG22	1.94	0.67
1:M:240:GLY:O	1:M:241:SER:HB2	1.94	0.67
1:O:145:ASP:O	1:O:171:VAL:HG11	1.95	0.67
1:O:441:ALA:HB2	1:O:467:MET:HG2	1.76	0.67
1:B:483:SER:O	1:B:486:VAL:HG22	1.95	0.67
1:C:114:ILE:HG23	1:C:505:ASP:C	2.15	0.67
1:H:171:VAL:O	1:H:174:VAL:HG22	1.94	0.67
1:I:35:MET:CG	1:N:504:VAL:HG21	2.24	0.67
1:I:59:LYS:HE2	1:I:76:ARG:HB2	1.77	0.67
1:K:114:ILE:HA	1:K:117:TRP:CE3	2.29	0.67
1:K:114:ILE:HG23	1:K:499:GLU:HG3	1.74	0.67
1:K:219:ILE:HD11	1:K:336:ILE:HB	1.75	0.67

Continued on next page...

Continued from previous page...

Atom-1	Atom-2	Interatomic distance (Å)	Clash overlap (Å)
1:L:364:GLY:HA3	1:L:370:LEU:HD13	1.74	0.67
1:E:188:VAL:HG11	1:E:377:LEU:HB3	1.76	0.67
1:H:192:LEU:HG	1:H:366:THR:HG22	1.76	0.67
1:J:38:ILE:HG22	1:J:50:VAL:HB	1.77	0.67
1:M:163:LYS:HA	1:M:166:PHE:CD1	2.29	0.67
1:P:50:VAL:HG22	1:P:375:ARG:NH2	2.09	0.67
1:A:96:LEU:HD13	1:A:97:LEU:N	2.09	0.67
1:C:159:LEU:HG	1:C:163:LYS:CD	2.25	0.67
1:D:96:LEU:HD11	1:D:498:ALA:CB	2.25	0.67
1:E:446:ALA:CB	1:J:108:ILE:HD12	2.25	0.67
1:H:219:ILE:HD11	1:H:336:ILE:HB	1.75	0.67
1:I:438:ALA:HB2	1:I:448:LEU:HG	1.76	0.67
1:K:187:HIS:O	1:K:359:THR:HG23	1.95	0.67
1:P:154:LEU:HD21	1:P:163:LYS:NZ	2.10	0.67
1:P:316:GLY:O	1:P:330:LEU:HD23	1.94	0.67
1:C:28:SER:HB2	1:C:35:MET:SD	2.35	0.67
1:C:58:LEU:HB3	1:C:72:VAL:CG1	2.25	0.67
1:C:116:GLY:O	1:C:119:GLU:HB2	1.95	0.67
1:E:146:LEU:HD11	1:E:150:ALA:HB3	1.77	0.67
1:G:145:ASP:OD1	1:G:171:VAL:HB	1.93	0.67
1:J:29:THR:HG21	1:J:52:ASN:O	1.93	0.67
1:L:216:PRO:HG2	1:L:295:GLY:HA2	1.77	0.67
1:N:110:PRO:HB2	1:N:502:LEU:CD2	2.25	0.67
1:N:166:PHE:CZ	1:N:198:ASP:HB2	2.30	0.67
1:N:190:LYS:HA	1:N:362:LEU:O	1.93	0.67
1:P:52:ASN:ND2	1:P:157:LYS:HG2	2.10	0.67
1:P:123:ALA:O	1:P:126:GLN:HB3	1.95	0.67
1:B:117:TRP:HD1	1:B:495:ALA:HB1	1.60	0.67
1:G:166:PHE:CD2	1:G:362:LEU:HD22	2.29	0.67
1:H:112:THR:HG23	1:H:418:LYS:HE3	1.75	0.67
1:I:32:PRO:C	1:I:33:LYS:HD2	2.14	0.67
1:K:183:LEU:O	1:K:184:GLU:HG3	1.95	0.67
1:L:79:ASP:HA	1:L:83:GLY:HA3	1.75	0.67
1:O:128:LEU:HD21	1:O:488:ARG:HA	1.75	0.67
1:O:504:VAL:HG11	1:O:507:ILE:HD11	1.76	0.67
1:P:145:ASP:OD1	1:P:171:VAL:HB	1.95	0.67
1:A:114:ILE:CG2	1:A:499:GLU:HG3	2.24	0.67
1:C:204:GLY:O	1:C:359:THR:HB	1.94	0.67
1:C:269:ILE:HG23	1:C:274:ILE:HG21	1.75	0.67
1:D:37:LYS:HB3	1:E:508:ILE:HG12	1.77	0.67
1:E:129:LEU:HD21	1:E:392:ARG:HH21	1.60	0.67

Continued on next page...

Continued from previous page...

Atom-1	Atom-2	Interatomic distance (Å)	Clash overlap (Å)
1:I:27:LYS:HB2	1:I:436:ILE:HG13	1.77	0.67
1:L:367:GLN:CG	1:L:369:ILE:HB	2.25	0.67
1:M:119:GLU:OE2	1:M:419:GLU:HG2	1.95	0.67
1:M:152:THR:HA	1:M:155:SER:OG	1.95	0.67
1:O:114:ILE:HA	1:O:117:TRP:CE3	2.30	0.67
1:B:143:ARG:HA	1:B:143:ARG:HE	1.59	0.67
1:C:421:VAL:HA	1:L:453:ARG:HH22	1.60	0.67
1:C:511:ALA:HB3	1:C:512:PRO:HD3	1.76	0.67
1:E:29:THR:O	1:E:156:SER:HB2	1.94	0.67
1:G:51:THR:HA	1:G:375:ARG:NE	2.10	0.67
1:K:146:LEU:HD11	1:K:150:ALA:CB	2.24	0.67
1:B:154:LEU:HD22	1:B:167:THR:HB	1.77	0.66
1:B:163:LYS:O	1:B:166:PHE:HB2	1.95	0.66
1:B:324:HIS:ND1	1:B:325:PRO:HD3	2.11	0.66
1:H:114:ILE:HG13	1:H:503:ARG:HH22	1.59	0.66
1:H:219:ILE:HD12	1:H:275:ASN:HB3	1.77	0.66
1:N:509:LYS:HG2	1:N:510:ALA:N	2.10	0.66
1:P:84:ASP:OD2	1:P:383:VAL:HG12	1.95	0.66
1:P:452:LEU:HD13	1:P:465:LEU:HD13	1.77	0.66
1:B:114:ILE:HA	1:B:117:TRP:CE3	2.30	0.66
1:B:146:LEU:HD12	1:B:171:VAL:HG13	1.76	0.66
1:C:114:ILE:O	1:C:505:ASP:N	2.26	0.66
1:E:106:LYS:HD3	1:E:421:VAL:HG11	1.77	0.66
1:H:186:ILE:CG2	1:H:377:LEU:HD21	2.25	0.66
1:H:324:HIS:O	1:H:328:VAL:HG23	1.94	0.66
1:K:203:GLU:HG2	1:K:350:SER:HB2	1.76	0.66
1:M:84:ASP:OD2	1:M:379:ASP:HB2	1.94	0.66
1:N:324:HIS:ND1	1:N:325:PRO:HD3	2.09	0.66
1:O:50:VAL:HG22	1:O:375:ARG:NH1	2.11	0.66
1:B:99:GLU:CG	1:B:425:SER:HB2	2.25	0.66
1:C:434:PRO:HB3	1:C:452:LEU:CD2	2.25	0.66
1:C:442:GLY:O	1:H:108:ILE:HB	1.96	0.66
1:D:74:MET:O	1:D:77:VAL:HG12	1.95	0.66
1:D:325:PRO:C	1:D:326:GLU:HG3	2.15	0.66
1:D:478:LEU:HB3	1:D:480:ILE:HD13	1.76	0.66
1:L:146:LEU:CD2	1:L:147:MET:H	2.08	0.66
1:L:188:VAL:CG2	1:L:377:LEU:HD21	2.25	0.66
1:A:159:LEU:CD1	1:A:372:GLU:HG2	2.26	0.66
1:A:417:GLY:C	1:M:450:ALA:HB1	2.16	0.66
1:C:92:LEU:HG	1:C:433:LEU:HD11	1.77	0.66
1:C:176:ARG:HD2	1:C:358:CYS:SG	2.36	0.66

Continued on next page...

Continued from previous page...

Atom-1	Atom-2	Interatomic distance (Å)	Clash overlap (Å)
1:H:116:GLY:O	1:H:119:GLU:HB2	1.95	0.66
1:K:188:VAL:CG1	1:K:377:LEU:HD11	2.25	0.66
1:M:31:GLY:O	1:M:156:SER:HA	1.95	0.66
1:M:452:LEU:HD13	1:M:465:LEU:HD13	1.77	0.66
1:C:324:HIS:ND1	1:C:325:PRO:HD3	2.09	0.66
1:E:381:LEU:O	1:E:381:LEU:HD22	1.95	0.66
1:E:418:LYS:N	1:J:450:ALA:HB1	2.10	0.66
1:E:444:ASP:HB3	1:J:108:ILE:CD1	2.25	0.66
1:J:451:GLN:NE2	1:J:471:THR:HA	2.10	0.66
1:K:140:VAL:HA	1:K:175:LEU:HD22	1.78	0.66
1:K:507:ILE:HB	1:K:513:ARG:NH1	2.10	0.66
1:A:511:ALA:H	1:A:512:PRO:CD	2.08	0.66
1:B:324:HIS:HB2	1:B:329:LYS:NZ	2.11	0.66
1:F:59:LYS:HZ1	1:F:76:ARG:HD3	1.59	0.66
1:I:16:PHE:HA	1:I:97:LEU:HD23	1.77	0.66
1:I:97:LEU:HD21	1:I:501:ILE:HG21	1.78	0.66
1:I:106:LYS:NZ	1:I:421:VAL:HG11	2.11	0.66
1:K:146:LEU:HD13	1:K:167:THR:O	1.95	0.66
1:K:372:GLU:HA	1:K:375:ARG:CZ	2.24	0.66
1:M:132:ALA:HB3	1:M:461:THR:HG21	1.76	0.66
1:N:224:ILE:HD11	1:N:349:PHE:CE2	2.31	0.66
1:N:438:ALA:HB2	1:N:448:LEU:HG	1.78	0.66
1:O:163:LYS:HD2	1:O:166:PHE:CG	2.31	0.66
1:P:498:ALA:O	1:P:500:VAL:HB	1.95	0.66
1:B:185:ALA:HB2	1:B:312:LEU:HD12	1.75	0.66
1:C:402:MET:SD	1:C:456:HIS:HB2	2.35	0.66
1:I:219:ILE:HD12	1:I:275:ASN:HB3	1.78	0.66
1:M:401:GLU:HG2	1:M:433:LEU:HD22	1.78	0.66
1:O:132:ALA:HB2	1:O:395:TYR:CD2	2.31	0.66
1:O:157:LYS:HB3	1:O:159:LEU:CD1	2.26	0.66
1:P:206:LEU:HD13	1:P:361:VAL:HG21	1.76	0.66
1:B:59:LYS:HE2	1:B:76:ARG:HB2	1.78	0.66
1:B:508:ILE:O	1:B:509:LYS:HG3	1.95	0.66
1:E:32:PRO:CA	1:E:155:SER:HB3	2.26	0.66
1:G:163:LYS:O	1:G:166:PHE:HB2	1.96	0.66
1:K:482:GLU:OE1	1:K:487:LYS:HE3	1.96	0.66
1:M:74:MET:O	1:M:77:VAL:HG12	1.95	0.66
1:N:103:LEU:O	1:N:106:LYS:HG2	1.96	0.66
1:P:155:SER:HA	1:P:160:THR:HG21	1.76	0.66
1:F:185:ALA:HA	1:F:309:ARG:HD2	1.77	0.66
1:I:81:GLU:O	1:I:82:VAL:HB	1.94	0.66

Continued on next page...

Continued from previous page...

Atom-1	Atom-2	Interatomic distance (Å)	Clash overlap (Å)
1:I:111:GLN:O	1:I:114:ILE:HB	1.94	0.66
1:I:364:GLY:HA3	1:I:370:LEU:CD1	2.26	0.66
1:L:38:ILE:O	1:L:39:LEU:HD23	1.96	0.66
1:L:149:ILE:HB	1:L:481:THR:O	1.95	0.66
1:M:159:LEU:HB3	1:M:369:ILE:HG23	1.78	0.66
1:C:117:TRP:CH2	1:C:507:ILE:HG23	2.30	0.66
1:F:171:VAL:CG1	1:F:384:LEU:HG	2.26	0.66
1:H:159:LEU:HD13	1:H:372:GLU:HG3	1.76	0.66
1:K:32:PRO:N	1:K:155:SER:HB3	2.11	0.66
1:K:127:ALA:CB	1:K:404:MET:HG3	2.26	0.66
1:K:145:ASP:OD1	1:K:171:VAL:HB	1.96	0.66
1:L:438:ALA:CB	1:L:448:LEU:HG	2.26	0.66
1:M:119:GLU:CD	1:M:419:GLU:HG2	2.16	0.66
1:O:324:HIS:HB2	1:O:329:LYS:NZ	2.10	0.66
1:P:79:ASP:HA	1:P:83:GLY:CA	2.25	0.66
1:A:37:LYS:HD2	1:C:512:PRO:HD3	1.78	0.65
1:B:52:ASN:N	1:B:375:ARG:HD2	2.11	0.65
1:M:475:MET:SD	1:M:480:ILE:HB	2.37	0.65
1:N:483:SER:O	1:N:486:VAL:HG22	1.96	0.65
1:O:245:VAL:HG11	1:O:250:LYS:HB3	1.76	0.65
1:P:52:ASN:CB	1:P:375:ARG:HD3	2.26	0.65
1:B:418:LYS:O	1:B:421:VAL:HG12	1.95	0.65
1:I:434:PRO:HB3	1:I:452:LEU:CD2	2.26	0.65
1:J:30:LEU:HB2	1:J:440:ASN:OD1	1.96	0.65
1:J:52:ASN:H	1:J:375:ARG:NE	1.94	0.65
1:L:32:PRO:CG	1:L:467:MET:SD	2.84	0.65
1:M:32:PRO:HD2	1:M:467:MET:SD	2.37	0.65
1:M:38:ILE:HD13	1:O:507:ILE:HA	1.77	0.65
1:M:123:ALA:O	1:M:126:GLN:HB2	1.97	0.65
1:B:486:VAL:O	1:B:490:VAL:HG13	1.96	0.65
1:E:154:LEU:CD2	1:E:163:LYS:HG3	2.26	0.65
1:H:74:MET:O	1:H:77:VAL:HG12	1.97	0.65
1:H:451:GLN:NE2	1:H:471:THR:HA	2.12	0.65
1:H:484:PHE:CE2	1:H:488:ARG:HD3	2.30	0.65
1:J:163:LYS:HD2	1:J:166:PHE:CG	2.31	0.65
1:K:85:GLY:O	1:K:153:THR:HA	1.97	0.65
1:L:89:VAL:HG12	1:L:490:VAL:HG23	1.77	0.65
1:L:148:ASN:HA	1:L:480:ILE:HA	1.78	0.65
1:L:399:CYS:SG	1:L:464:GLY:HA3	2.36	0.65
1:N:64:ASP:HB3	1:N:66:PRO:HD2	1.77	0.65
1:O:128:LEU:O	1:O:129:LEU:HD22	1.97	0.65

Continued on next page...

Continued from previous page...

Atom-1	Atom-2	Interatomic distance (Å)	Clash overlap (Å)
1:C:149:ILE:O	1:C:152:THR:HG22	1.96	0.65
1:E:111:GLN:HA	1:E:114:ILE:CG1	2.25	0.65
1:G:74:MET:O	1:G:77:VAL:HG12	1.95	0.65
1:K:96:LEU:HD13	1:K:97:LEU:N	2.12	0.65
1:L:118:ARG:HH12	1:P:33:LYS:HZ2	1.44	0.65
1:L:448:LEU:HD11	1:L:465:LEU:HD11	1.77	0.65
1:N:216:PRO:CG	1:N:295:GLY:HA2	2.26	0.65
1:N:313:VAL:HG13	1:N:352:VAL:HG11	1.79	0.65
1:O:173:ALA:HB2	1:O:360:ILE:HD11	1.78	0.65
1:A:145:ASP:OD1	1:A:171:VAL:HB	1.96	0.65
1:B:27:LYS:HA	1:B:436:ILE:HD11	1.79	0.65
1:C:362:LEU:HD11	1:C:377:LEU:HD22	1.77	0.65
1:E:138:ASP:O	1:E:139:GLU:HB2	1.94	0.65
1:F:438:ALA:HB2	1:F:448:LEU:HG	1.78	0.65
1:I:101:GLU:O	1:I:104:ILE:HG22	1.97	0.65
1:J:114:ILE:HA	1:J:117:TRP:CE3	2.31	0.65
1:L:37:LYS:HE3	1:M:7:ARG:CZ	2.25	0.65
1:N:108:ILE:HG23	1:N:109:HIS:N	2.11	0.65
1:N:132:ALA:HB3	1:N:395:TYR:HE2	1.59	0.65
1:C:122:LYS:HE3	1:C:125:ARG:NH1	2.11	0.65
1:D:374:GLU:O	1:D:377:LEU:HD23	1.96	0.65
1:D:394:VAL:HG21	1:D:487:LYS:HG3	1.78	0.65
1:K:183:LEU:HD13	1:K:385:ALA:HB2	1.76	0.65
1:N:81:GLU:HA	1:N:386:GLN:NE2	2.12	0.65
1:P:28:SER:O	1:P:34:GLY:HA2	1.96	0.65
1:D:61:ILE:HD11	1:D:63:VAL:HG13	1.78	0.65
1:D:501:ILE:CA	1:D:504:VAL:HG23	2.26	0.65
1:G:146:LEU:HD12	1:G:171:VAL:CG1	2.27	0.65
1:I:484:PHE:CE2	1:I:488:ARG:HD3	2.32	0.65
1:I:504:VAL:HG12	1:I:505:ASP:H	1.61	0.65
1:J:145:ASP:OD1	1:J:171:VAL:HB	1.96	0.65
1:K:78:GLN:HE21	1:K:82:VAL:HG21	1.61	0.65
1:L:37:LYS:HD3	1:M:505:ASP:OD2	1.97	0.65
1:L:154:LEU:CD2	1:L:163:LYS:HG2	2.27	0.65
1:L:341:ILE:HG23	1:L:363:ARG:HH21	1.61	0.65
1:B:408:VAL:HA	1:B:411:LEU:HD12	1.78	0.65
1:G:141:LYS:CG	1:G:144:GLN:HB2	2.26	0.65
1:I:122:LYS:O	1:I:125:ARG:HG2	1.96	0.65
1:I:188:VAL:CG2	1:I:377:LEU:HD21	2.26	0.65
1:J:324:HIS:O	1:J:329:LYS:HG2	1.97	0.65
1:J:503:ARG:HD2	1:N:369:ILE:HD11	1.78	0.65

Continued on next page...

Continued from previous page...

Atom-1	Atom-2	Interatomic distance (Å)	Clash overlap (Å)
1:M:313:VAL:HG22	1:M:357:ALA:HB3	1.77	0.65
1:P:209:LYS:NZ	1:P:302:ALA:HA	2.11	0.65
1:A:341:ILE:HG23	1:A:363:ARG:NH2	2.12	0.65
1:D:95:GLU:OE1	1:D:432:MET:HB3	1.97	0.65
1:D:504:VAL:HG12	1:D:505:ASP:N	2.10	0.65
1:E:324:HIS:ND1	1:E:325:PRO:HD3	2.11	0.65
1:E:380:ALA:O	1:E:384:LEU:HD23	1.96	0.65
1:F:417:GLY:O	1:O:450:ALA:HB1	1.97	0.65
1:F:433:LEU:O	1:F:436:ILE:HG22	1.97	0.65
1:F:483:SER:O	1:F:486:VAL:HG22	1.95	0.65
1:H:16:PHE:HA	1:H:97:LEU:CD2	2.26	0.65
1:H:159:LEU:HG	1:H:163:LYS:CG	2.26	0.65
1:K:174:VAL:CG1	1:K:384:LEU:HB3	2.27	0.65
1:A:146:LEU:CD1	1:A:171:VAL:HG13	2.25	0.65
1:C:106:LYS:C	1:C:107:LYS:HG3	2.16	0.65
1:C:269:ILE:HG23	1:C:274:ILE:CG2	2.27	0.65
1:D:177:LEU:HD11	1:D:186:ILE:HD11	1.78	0.65
1:H:401:GLU:HG2	1:H:433:LEU:HD22	1.79	0.65
1:H:475:MET:SD	1:H:480:ILE:HB	2.37	0.65
1:I:50:VAL:HG13	1:I:375:ARG:NH2	2.12	0.65
1:L:185:ALA:HA	1:L:309:ARG:HD2	1.78	0.65
1:O:177:LEU:HD11	1:O:186:ILE:HD11	1.78	0.65
1:A:438:ALA:HB2	1:A:448:LEU:HG	1.79	0.64
1:C:95:GLU:OE1	1:C:432:MET:HB3	1.97	0.64
1:C:421:VAL:HA	1:L:453:ARG:NH2	2.11	0.64
1:E:110:PRO:O	1:E:113:ILE:HB	1.97	0.64
1:E:450:ALA:HA	1:J:417:GLY:HA3	1.78	0.64
1:G:112:THR:HG23	1:G:418:LYS:HE2	1.80	0.64
1:G:173:ALA:HB2	1:G:360:ILE:HD11	1.79	0.64
1:H:177:LEU:HD21	1:H:184:GLU:O	1.97	0.64
1:H:402:MET:SD	1:H:456:HIS:HB2	2.37	0.64
1:L:140:VAL:HA	1:L:175:LEU:HD22	1.79	0.64
1:L:508:ILE:HB	1:P:39:LEU:HD22	1.79	0.64
1:M:40:LEU:HD12	1:M:41:SER:N	2.12	0.64
1:N:198:ASP:O	1:N:363:ARG:HB2	1.97	0.64
1:N:411:LEU:HB3	1:N:423:MET:SD	2.38	0.64
1:O:231:MET:HG3	1:O:283:ILE:HG13	1.79	0.64
1:P:58:LEU:HB3	1:P:72:VAL:CG1	2.27	0.64
1:B:32:PRO:HD2	1:B:467:MET:CE	2.27	0.64
1:B:325:PRO:C	1:B:326:GLU:HG3	2.17	0.64
1:E:145:ASP:OD1	1:E:171:VAL:HB	1.97	0.64

Continued on next page...

Continued from previous page...

Atom-1	Atom-2	Interatomic distance (Å)	Clash overlap (Å)
1:E:334:LYS:CD	1:E:351:GLY:HA3	2.27	0.64
1:G:143:ARG:HA	1:G:143:ARG:HE	1.61	0.64
1:I:85:GLY:O	1:I:153:THR:HG23	1.97	0.64
1:J:99:GLU:HG2	1:J:425:SER:HB2	1.79	0.64
1:K:154:LEU:CD2	1:K:163:LYS:HG3	2.27	0.64
1:L:216:PRO:CG	1:L:295:GLY:HA2	2.27	0.64
1:M:402:MET:SD	1:M:456:HIS:HB2	2.37	0.64
1:N:138:ASP:O	1:N:139:GLU:HB2	1.96	0.64
1:N:206:LEU:HB2	1:N:359:THR:HG21	1.79	0.64
1:O:58:LEU:HB3	1:O:72:VAL:HG11	1.79	0.64
1:O:141:LYS:HG2	1:O:144:GLN:HB2	1.79	0.64
1:A:82:VAL:HG21	1:A:486:VAL:HG12	1.79	0.64
1:A:106:LYS:CE	1:A:113:ILE:HD11	2.22	0.64
1:B:58:LEU:HB3	1:B:72:VAL:HG11	1.79	0.64
1:D:446:ALA:HB2	1:K:106:LYS:NZ	2.13	0.64
1:E:163:LYS:O	1:E:166:PHE:HB2	1.97	0.64
1:G:390:ASP:HB3	1:G:485:GLN:HE22	1.63	0.64
1:H:483:SER:O	1:H:486:VAL:HG12	1.97	0.64
1:I:235:LYS:O	1:I:236:ILE:HG22	1.97	0.64
1:I:399:CYS:SG	1:I:464:GLY:HA3	2.38	0.64
1:L:58:LEU:HB3	1:L:72:VAL:CG1	2.28	0.64
1:M:438:ALA:HB2	1:M:448:LEU:HG	1.80	0.64
1:N:486:VAL:O	1:N:490:VAL:HG12	1.97	0.64
1:O:341:ILE:HG12	1:O:346:LEU:HD21	1.79	0.64
1:C:51:THR:HG22	1:C:53:ASP:H	1.61	0.64
1:E:119:GLU:O	1:E:122:LYS:HB3	1.97	0.64
1:G:166:PHE:CZ	1:G:198:ASP:HB3	2.31	0.64
1:H:27:LYS:HA	1:H:436:ILE:CD1	2.24	0.64
1:H:33:LYS:HB2	1:H:441:ALA:HA	1.79	0.64
1:I:74:MET:O	1:I:77:VAL:HG12	1.98	0.64
1:I:158:LEU:CD1	1:N:503:ARG:HD2	2.28	0.64
1:I:324:HIS:HB2	1:I:329:LYS:HZ3	1.59	0.64
1:J:160:THR:HG23	1:J:164:ASP:HB3	1.80	0.64
1:J:415:THR:HG23	1:J:420:ALA:HB2	1.79	0.64
1:L:84:ASP:OD2	1:L:379:ASP:HB3	1.97	0.64
1:L:148:ASN:HA	1:L:479:GLY:O	1.97	0.64
1:L:407:ALA:O	1:L:411:LEU:HG	1.97	0.64
1:P:58:LEU:HB3	1:P:72:VAL:HG11	1.79	0.64
1:P:325:PRO:O	1:P:326:GLU:HG3	1.98	0.64
1:P:372:GLU:HA	1:P:375:ARG:HE	1.62	0.64
1:B:106:LYS:CE	1:B:418:LYS:HD3	2.28	0.64

Continued on next page...

Continued from previous page...

Atom-1	Atom-2	Interatomic distance (Å)	Clash overlap (Å)
1:D:119:GLU:O	1:D:122:LYS:HB3	1.97	0.64
1:E:141:LYS:HG2	1:E:144:GLN:HB2	1.78	0.64
1:G:324:HIS:ND1	1:G:325:PRO:HD3	2.12	0.64
1:J:106:LYS:HD2	1:J:113:ILE:HD11	1.78	0.64
1:J:185:ALA:HB1	1:J:357:ALA:HB2	1.79	0.64
1:K:190:LYS:HA	1:K:362:LEU:O	1.98	0.64
1:L:150:ALA:HB1	1:L:167:THR:OG1	1.98	0.64
1:L:313:VAL:HG22	1:L:357:ALA:HB3	1.78	0.64
1:M:160:THR:HA	1:M:163:LYS:HB3	1.78	0.64
1:M:310:LEU:O	1:M:314:THR:HG22	1.97	0.64
1:O:248:THR:O	1:O:251:VAL:HG12	1.97	0.64
1:O:365:ALA:H	1:O:370:LEU:CD1	2.10	0.64
1:A:408:VAL:HA	1:A:411:LEU:HD12	1.79	0.64
1:C:58:LEU:HB3	1:C:72:VAL:HG11	1.79	0.64
1:F:114:ILE:HA	1:F:117:TRP:CZ3	2.31	0.64
1:H:92:LEU:CG	1:H:433:LEU:HD11	2.28	0.64
1:H:159:LEU:HG	1:H:163:LYS:CB	2.27	0.64
1:H:416:PRO:HA	1:P:450:ALA:CB	2.28	0.64
1:L:163:LYS:O	1:L:166:PHE:HB2	1.97	0.64
1:P:59:LYS:HE3	1:P:73:ASP:HA	1.79	0.64
1:A:37:LYS:CG	1:A:52:ASN:HA	2.27	0.64
1:A:116:GLY:HA3	1:A:422:ALA:HB1	1.77	0.64
1:B:82:VAL:CG2	1:B:485:GLN:HB2	2.27	0.64
1:D:324:HIS:ND1	1:D:325:PRO:HD3	2.13	0.64
1:E:146:LEU:HD11	1:E:150:ALA:CB	2.28	0.64
1:G:52:ASN:ND2	1:G:157:LYS:HG2	2.12	0.64
1:G:219:ILE:HD13	1:G:219:ILE:H	1.61	0.64
1:I:7:ARG:NH2	1:O:25:LEU:HD12	2.13	0.64
1:J:48:LEU:CD2	1:K:510:ALA:HB3	2.27	0.64
1:K:114:ILE:HA	1:K:117:TRP:CZ3	2.33	0.64
1:K:116:GLY:HA3	1:K:422:ALA:CB	2.28	0.64
1:K:188:VAL:CG2	1:K:362:LEU:HG	2.28	0.64
1:P:32:PRO:HA	1:P:155:SER:C	2.18	0.64
1:A:50:VAL:HG22	1:A:375:ARG:NH1	2.13	0.64
1:A:58:LEU:HB3	1:A:72:VAL:HG13	1.79	0.64
1:B:402:MET:SD	1:B:453:ARG:HA	2.37	0.64
1:D:434:PRO:HB3	1:D:452:LEU:CD2	2.28	0.64
1:D:488:ARG:HG3	1:D:489:GLN:OE1	1.97	0.64
1:K:437:ILE:HG22	1:K:467:MET:SD	2.38	0.64
1:L:6:GLU:O	1:L:7:ARG:HD2	1.97	0.64
1:L:128:LEU:CD2	1:L:488:ARG:HA	2.28	0.64

Continued on next page...

Continued from previous page...

Atom-1	Atom-2	Interatomic distance (Å)	Clash overlap (Å)
1:A:174:VAL:HG11	1:A:384:LEU:HB2	1.80	0.64
1:D:443:TYR:CD1	1:D:470:GLY:HA2	2.33	0.64
1:F:324:HIS:ND1	1:F:325:PRO:HD3	2.13	0.64
1:O:159:LEU:HD12	1:O:372:GLU:HG2	1.80	0.64
1:P:324:HIS:O	1:P:329:LYS:HG2	1.98	0.64
1:A:316:GLY:O	1:A:330:LEU:HB2	1.98	0.64
1:A:324:HIS:ND1	1:A:325:PRO:HD3	2.12	0.64
1:E:9:GLU:HG2	1:E:10:THR:N	2.12	0.64
1:E:32:PRO:HA	1:E:155:SER:CB	2.28	0.64
1:E:190:LYS:HD2	1:E:370:LEU:HG	1.80	0.64
1:E:231:MET:HB2	1:E:284:TYR:H	1.62	0.64
1:F:159:LEU:HG	1:F:163:LYS:CB	2.28	0.64
1:L:175:LEU:HA	1:L:178:LYS:HE3	1.79	0.64
1:P:269:ILE:HG23	1:P:274:ILE:CG2	2.28	0.64
1:C:114:ILE:CG2	1:C:504:VAL:HG13	2.27	0.63
1:E:146:LEU:HD13	1:E:167:THR:O	1.97	0.63
1:M:59:LYS:HE2	1:M:76:ARG:HB2	1.80	0.63
1:M:163:LYS:HD2	1:M:166:PHE:CG	2.32	0.63
1:M:211:ILE:HD11	1:M:297:MET:HG3	1.79	0.63
1:N:88:SER:O	1:N:92:LEU:HD13	1.98	0.63
1:A:248:THR:O	1:A:251:VAL:HG12	1.98	0.63
1:B:188:VAL:CG1	1:B:377:LEU:HD21	2.27	0.63
1:B:504:VAL:HG12	1:B:505:ASP:O	1.98	0.63
1:D:482:GLU:OE1	1:D:487:LYS:HE3	1.98	0.63
1:E:146:LEU:CD2	1:E:167:THR:HG23	2.28	0.63
1:E:421:VAL:HA	1:J:453:ARG:HH22	1.61	0.63
1:K:116:GLY:O	1:K:119:GLU:HB2	1.98	0.63
1:K:146:LEU:HB2	1:K:171:VAL:CG2	2.28	0.63
1:L:146:LEU:HD21	1:L:167:THR:HG23	1.77	0.63
1:N:7:ARG:HA	1:N:11:ALA:CB	2.27	0.63
1:P:216:PRO:HG2	1:P:295:GLY:HA2	1.78	0.63
1:A:57:ILE:HD11	1:C:513:ARG:HH12	1.62	0.63
1:E:173:ALA:HA	1:E:176:ARG:NH1	2.13	0.63
1:F:216:PRO:CG	1:F:295:GLY:HA2	2.28	0.63
1:H:149:ILE:O	1:H:152:THR:HG22	1.99	0.63
1:H:159:LEU:HD23	1:H:160:THR:N	2.13	0.63
1:J:269:ILE:HG23	1:J:274:ILE:HG21	1.79	0.63
1:J:451:GLN:HE22	1:J:471:THR:HA	1.64	0.63
1:L:82:VAL:HG21	1:L:486:VAL:N	2.13	0.63
1:L:145:ASP:O	1:L:171:VAL:HG11	1.98	0.63
1:M:58:LEU:HB3	1:M:72:VAL:HG13	1.80	0.63

Continued on next page...

Continued from previous page...

Atom-1	Atom-2	Interatomic distance (Å)	Clash overlap (Å)
1:N:81:GLU:HA	1:N:386:GLN:HE21	1.64	0.63
1:N:324:HIS:HB2	1:N:329:LYS:NZ	2.14	0.63
1:O:204:GLY:O	1:O:359:THR:HB	1.99	0.63
1:P:146:LEU:HD21	1:P:167:THR:HG23	1.79	0.63
1:A:82:VAL:HG21	1:A:486:VAL:CG1	2.28	0.63
1:A:433:LEU:O	1:A:436:ILE:HG22	1.98	0.63
1:C:325:PRO:O	1:C:328:VAL:HG23	1.98	0.63
1:C:372:GLU:HA	1:C:375:ARG:HD2	1.81	0.63
1:E:114:ILE:HG21	1:E:503:ARG:HH11	1.64	0.63
1:E:417:GLY:C	1:J:450:ALA:HB1	2.19	0.63
1:H:51:THR:HG21	1:H:56:THR:HB	1.81	0.63
1:J:452:LEU:HD13	1:J:465:LEU:HD13	1.80	0.63
1:K:30:LEU:HD13	1:K:436:ILE:CD1	2.29	0.63
1:K:51:THR:HG23	1:K:375:ARG:HD3	1.79	0.63
1:M:140:VAL:H	1:M:178:LYS:HZ2	1.45	0.63
1:N:146:LEU:CD2	1:N:167:THR:HG23	2.28	0.63
1:D:402:MET:HG2	1:D:431:ARG:NH2	2.14	0.63
1:E:74:MET:O	1:E:77:VAL:HG12	1.99	0.63
1:I:141:LYS:HG2	1:I:144:GLN:HB2	1.80	0.63
1:K:139:GLU:O	1:K:140:VAL:HB	1.99	0.63
1:K:483:SER:HB2	1:K:486:VAL:HG13	1.78	0.63
1:L:125:ARG:HA	1:L:128:LEU:HD12	1.80	0.63
1:M:109:HIS:HB2	1:M:112:THR:OG1	1.97	0.63
1:N:31:GLY:C	1:N:156:SER:HA	2.19	0.63
1:N:123:ALA:HB1	1:N:404:MET:SD	2.39	0.63
1:N:148:ASN:OD1	1:N:479:GLY:HA3	1.98	0.63
1:N:160:THR:HA	1:N:163:LYS:HB3	1.78	0.63
1:O:117:TRP:HE1	1:O:498:ALA:HB3	1.63	0.63
1:O:206:LEU:HD21	1:O:346:LEU:HG	1.80	0.63
1:A:483:SER:O	1:A:486:VAL:HG22	1.98	0.63
1:C:133:VAL:CG2	1:C:134:ASP:H	2.05	0.63
1:D:145:ASP:OD1	1:D:171:VAL:HB	1.99	0.63
1:F:11:ALA:HB1	1:F:506:ASN:HA	1.80	0.63
1:J:324:HIS:ND1	1:J:325:PRO:HD3	2.13	0.63
1:K:407:ALA:O	1:K:411:LEU:HG	1.98	0.63
1:L:426:TYR:OH	1:L:491:LEU:HD22	1.98	0.63
1:O:191:LYS:HE3	1:O:346:LEU:HD12	1.81	0.63
1:P:154:LEU:HD22	1:P:167:THR:CB	2.26	0.63
1:A:32:PRO:HD2	1:A:467:MET:CE	2.29	0.63
1:A:158:LEU:HD21	1:C:497:ALA:HB1	1.80	0.63
1:E:96:LEU:O	1:E:96:LEU:HD22	1.99	0.63

Continued on next page...

Continued from previous page...

Atom-1	Atom-2	Interatomic distance (Å)	Clash overlap (Å)
1:E:404:MET:HE2	1:E:430:LEU:HG	1.81	0.63
1:I:402:MET:SD	1:I:456:HIS:HB2	2.39	0.63
1:J:146:LEU:HB2	1:J:171:VAL:HG21	1.79	0.63
1:N:78:GLN:HG3	1:N:83:GLY:HA2	1.81	0.63
1:N:187:HIS:O	1:N:359:THR:HG23	1.99	0.63
1:N:372:GLU:HG3	1:N:375:ARG:NH1	2.13	0.63
1:P:52:ASN:H	1:P:375:ARG:CD	2.11	0.63
1:P:176:ARG:NE	1:P:358:CYS:HB2	2.12	0.63
1:B:27:LYS:HB2	1:B:436:ILE:CD1	2.29	0.63
1:B:53:ASP:HB2	1:B:379:ASP:OD1	1.99	0.63
1:C:380:ALA:O	1:C:384:LEU:HD22	1.99	0.63
1:F:438:ALA:CB	1:F:448:LEU:HG	2.29	0.63
1:G:108:ILE:HG22	1:G:109:HIS:N	2.14	0.63
1:J:74:MET:O	1:J:77:VAL:HG12	1.98	0.63
1:K:401:GLU:HG2	1:K:433:LEU:HD22	1.80	0.63
1:L:317:GLU:HB2	1:L:329:LYS:HG2	1.80	0.63
1:M:152:THR:O	1:M:155:SER:HB2	1.99	0.63
1:P:112:THR:HG23	1:P:418:LYS:HE3	1.80	0.63
1:A:124:ALA:O	1:A:128:LEU:HG	1.99	0.63
1:B:28:SER:O	1:B:34:GLY:HA2	1.98	0.63
1:D:485:GLN:HE21	1:D:488:ARG:HH21	1.45	0.63
1:D:506:ASN:HB2	1:H:38:ILE:O	1.99	0.63
1:E:146:LEU:HD21	1:E:150:ALA:HB3	1.81	0.63
1:G:107:LYS:O	1:G:108:ILE:HD13	1.99	0.63
1:H:95:GLU:OE2	1:H:432:MET:HB3	1.99	0.63
1:H:147:MET:O	1:H:479:GLY:HA3	1.99	0.63
1:K:211:ILE:CD1	1:K:297:MET:HG3	2.29	0.63
1:L:15:SER:HB3	1:L:501:ILE:HG23	1.80	0.63
1:M:122:LYS:O	1:M:125:ARG:HG2	1.98	0.63
1:O:166:PHE:CZ	1:O:198:ASP:HB3	2.33	0.63
1:A:1:ALA:H1	1:F:61:ILE:HB	1.64	0.62
1:B:32:PRO:HD2	1:B:467:MET:HE1	1.79	0.62
1:C:48:LEU:HB3	1:H:507:ILE:CD1	2.29	0.62
1:G:450:ALA:CA	1:N:417:GLY:HA2	2.29	0.62
1:J:27:LYS:HA	1:J:436:ILE:HD11	1.80	0.62
1:L:119:GLU:CG	1:L:419:GLU:HG2	2.29	0.62
1:N:499:GLU:O	1:N:503:ARG:HG2	1.99	0.62
1:O:342:GLY:O	1:O:343:GLU:HG3	1.99	0.62
1:P:15:SER:HB3	1:P:501:ILE:CG2	2.29	0.62
1:P:209:LYS:NZ	1:P:303:ASP:H	1.96	0.62
1:C:113:ILE:HG13	1:L:446:ALA:HB2	1.81	0.62

Continued on next page...

Continued from previous page...

Atom-1	Atom-2	Interatomic distance (Å)	Clash overlap (Å)
1:C:141:LYS:HG2	1:C:144:GLN:HB2	1.80	0.62
1:D:7:ARG:HG3	1:D:7:ARG:O	1.99	0.62
1:E:450:ALA:O	1:J:417:GLY:HA3	1.99	0.62
1:G:52:ASN:H	1:G:375:ARG:HE	1.46	0.62
1:G:146:LEU:HD22	1:G:168:LYS:CA	2.26	0.62
1:J:372:GLU:HG3	1:J:375:ARG:HH11	1.65	0.62
1:L:128:LEU:HD22	1:L:488:ARG:HA	1.81	0.62
1:L:203:GLU:HG2	1:L:350:SER:HB2	1.79	0.62
1:N:145:ASP:OD1	1:N:171:VAL:HB	1.99	0.62
1:N:434:PRO:HB3	1:N:452:LEU:CD2	2.29	0.62
1:O:52:ASN:H	1:O:375:ARG:HD2	1.64	0.62
1:P:111:GLN:HA	1:P:114:ILE:HG12	1.81	0.62
1:P:146:LEU:HB2	1:P:171:VAL:HG21	1.81	0.62
1:P:163:LYS:HA	1:P:166:PHE:CD1	2.33	0.62
1:B:452:LEU:HD13	1:B:465:LEU:HD13	1.81	0.62
1:E:58:LEU:HB3	1:E:72:VAL:HG11	1.81	0.62
1:G:269:ILE:HG23	1:G:274:ILE:HG21	1.81	0.62
1:H:128:LEU:O	1:H:129:LEU:HG	1.98	0.62
1:K:210:LYS:HE2	1:K:212:GLY:O	1.98	0.62
1:K:313:VAL:HG22	1:K:357:ALA:HB3	1.81	0.62
1:L:37:LYS:HB2	1:L:51:THR:O	1.99	0.62
1:L:59:LYS:HE2	1:L:76:ARG:HB2	1.80	0.62
1:L:89:VAL:HG12	1:L:490:VAL:CG2	2.28	0.62
1:M:146:LEU:CD1	1:M:171:VAL:HG13	2.16	0.62
1:P:96:LEU:HG	1:P:498:ALA:HB1	1.81	0.62
1:P:268:ARG:O	1:P:271:LYS:HG2	1.99	0.62
1:A:51:THR:CA	1:A:375:ARG:HH11	2.13	0.62
1:C:452:LEU:HD13	1:C:465:LEU:HD13	1.80	0.62
1:E:483:SER:O	1:E:486:VAL:HG22	2.00	0.62
1:N:116:GLY:O	1:N:119:GLU:HB2	1.99	0.62
1:O:128:LEU:HD22	1:O:484:PHE:CZ	2.35	0.62
1:O:236:ILE:HG12	1:O:237:LYS:H	1.63	0.62
1:C:146:LEU:HD21	1:C:150:ALA:CB	2.24	0.62
1:D:141:LYS:HG2	1:D:144:GLN:HB2	1.80	0.62
1:D:191:LYS:HZ2	1:D:346:LEU:HD11	1.64	0.62
1:D:371:ASP:O	1:D:374:GLU:HB3	2.00	0.62
1:E:146:LEU:HB2	1:E:171:VAL:HG21	1.80	0.62
1:K:191:LYS:NZ	1:K:346:LEU:HD21	2.13	0.62
1:L:274:ILE:O	1:L:296:VAL:HG22	1.99	0.62
1:L:433:LEU:O	1:L:437:ILE:HG12	1.99	0.62
1:O:342:GLY:C	1:O:343:GLU:HG3	2.20	0.62

Continued on next page...

Continued from previous page...

Atom-1	Atom-2	Interatomic distance (Å)	Clash overlap (Å)
1:O:365:ALA:O	1:O:366:THR:HB	1.99	0.62
1:O:434:PRO:HB3	1:O:452:LEU:CD2	2.29	0.62
1:O:483:SER:O	1:O:486:VAL:HG22	1.99	0.62
1:A:34:GLY:C	1:A:35:MET:HG3	2.19	0.62
1:A:452:LEU:HA	1:A:472:ILE:HG21	1.81	0.62
1:B:216:PRO:HG2	1:B:295:GLY:HA2	1.81	0.62
1:C:75:SER:O	1:C:78:GLN:HB3	2.00	0.62
1:C:82:VAL:HA	1:C:386:GLN:HG3	1.81	0.62
1:C:146:LEU:CD2	1:C:150:ALA:HB3	2.27	0.62
1:C:209:LYS:HE2	1:C:301:HIS:O	1.99	0.62
1:F:313:VAL:HG22	1:F:357:ALA:HB3	1.81	0.62
1:K:143:ARG:NE	1:K:143:ARG:HA	2.15	0.62
1:M:242:ARG:HB3	1:O:241:SER:HA	1.80	0.62
1:N:269:ILE:HG23	1:N:274:ILE:HG22	1.82	0.62
1:N:513:ARG:HG2	1:N:513:ARG:OXT	1.99	0.62
1:A:37:LYS:CD	1:C:511:ALA:HB1	2.30	0.62
1:A:324:HIS:HB2	1:A:329:LYS:NZ	2.15	0.62
1:C:216:PRO:HG2	1:C:295:GLY:HA2	1.81	0.62
1:D:128:LEU:HD13	1:D:484:PHE:CZ	2.33	0.62
1:D:265:LYS:HE2	1:D:322:PHE:CE1	2.34	0.62
1:F:154:LEU:HD22	1:F:167:THR:HB	1.81	0.62
1:F:185:ALA:HA	1:F:309:ARG:CD	2.30	0.62
1:H:185:ALA:CA	1:H:309:ARG:HG2	2.29	0.62
1:M:146:LEU:HD12	1:M:171:VAL:CG1	2.18	0.62
1:N:157:LYS:HE2	1:N:376:SER:HB2	1.80	0.62
1:N:171:VAL:HA	1:N:174:VAL:HG22	1.81	0.62
1:P:324:HIS:HB2	1:P:329:LYS:NZ	2.14	0.62
1:E:59:LYS:HE2	1:E:76:ARG:HB2	1.82	0.62
1:G:150:ALA:HB2	1:G:384:LEU:HD21	1.82	0.62
1:H:9:GLU:HG2	1:H:10:THR:N	2.14	0.62
1:H:146:LEU:CD2	1:H:167:THR:HG23	2.29	0.62
1:H:191:LYS:HG2	1:H:341:ILE:HG22	1.80	0.62
1:J:58:LEU:HB3	1:J:72:VAL:HG11	1.82	0.62
1:J:149:ILE:HD13	1:J:383:VAL:HG11	1.81	0.62
1:K:103:LEU:HG	1:K:113:ILE:CD1	2.30	0.62
1:L:31:GLY:HA3	1:L:440:ASN:HD21	1.63	0.62
1:N:63:VAL:HG12	1:N:64:ASP:OD1	2.00	0.62
1:P:96:LEU:HD13	1:P:96:LEU:C	2.20	0.62
1:C:78:GLN:NE2	1:C:486:VAL:HA	2.14	0.62
1:C:108:ILE:HD13	1:M:109:HIS:CD2	2.35	0.62
1:C:150:ALA:HB2	1:C:384:LEU:HD11	1.82	0.62

Continued on next page...

Continued from previous page...

Atom-1	Atom-2	Interatomic distance (Å)	Clash overlap (Å)
1:D:39:LEU:HD23	1:E:507:ILE:CG2	2.30	0.62
1:E:236:ILE:HG23	1:E:237:LYS:N	2.15	0.62
1:F:141:LYS:HG2	1:F:144:GLN:HB2	1.82	0.62
1:G:85:GLY:O	1:G:153:THR:HA	2.00	0.62
1:G:266:VAL:HB	1:G:290:LEU:CD2	2.24	0.62
1:I:22:ILE:HG22	1:N:1:ALA:N	2.14	0.62
1:K:504:VAL:HG11	1:K:507:ILE:HG23	1.82	0.62
1:L:37:LYS:HE3	1:M:7:ARG:NH2	2.14	0.62
1:L:308:GLU:OE2	1:P:213:VAL:HG21	2.00	0.62
1:M:145:ASP:OD1	1:M:171:VAL:HB	1.99	0.62
1:M:324:HIS:HB2	1:M:329:LYS:NZ	2.14	0.62
1:M:369:ILE:O	1:M:372:GLU:HB3	2.00	0.62
1:N:372:GLU:HG3	1:N:375:ARG:HH12	1.65	0.62
1:A:82:VAL:HG13	1:A:83:GLY:H	1.63	0.62
1:A:126:GLN:HE22	1:A:411:LEU:HD11	1.64	0.62
1:B:145:ASP:OD1	1:B:171:VAL:HB	1.99	0.62
1:C:27:LYS:HG3	1:C:436:ILE:HG13	1.81	0.62
1:C:313:VAL:HG22	1:C:357:ALA:CB	2.30	0.62
1:D:446:ALA:CB	1:K:106:LYS:HZ1	2.12	0.62
1:D:450:ALA:CB	1:K:420:ALA:HB3	2.23	0.62
1:E:451:GLN:NE2	1:E:471:THR:HA	2.15	0.62
1:H:141:LYS:HG2	1:H:144:GLN:HB2	1.79	0.62
1:H:420:ALA:HB1	1:P:453:ARG:NH2	2.15	0.62
1:I:149:ILE:O	1:I:152:THR:HG22	2.00	0.62
1:N:58:LEU:HB3	1:N:72:VAL:CG1	2.29	0.62
1:O:52:ASN:H	1:O:375:ARG:HG2	1.65	0.62
1:A:174:VAL:O	1:A:177:LEU:HD12	2.00	0.61
1:A:450:ALA:HB1	1:M:416:PRO:HA	1.80	0.61
1:A:483:SER:HB2	1:A:486:VAL:HG13	1.81	0.61
1:B:79:ASP:HA	1:B:83:GLY:CA	2.30	0.61
1:E:108:ILE:HB	1:J:446:ALA:CB	2.27	0.61
1:E:250:LYS:O	1:E:253:GLU:HG2	1.99	0.61
1:I:507:ILE:HG13	1:O:38:ILE:HG12	1.82	0.61
1:J:81:GLU:O	1:J:386:GLN:HG3	2.00	0.61
1:L:258:GLU:OE2	1:L:284:TYR:HE2	1.83	0.61
1:N:139:GLU:O	1:N:140:VAL:HB	1.99	0.61
1:O:44:ARG:HG2	1:O:44:ARG:HH11	1.64	0.61
1:P:130:ASN:O	1:P:403:LEU:HG	2.00	0.61
1:C:76:ARG:HG2	1:C:76:ARG:HH11	1.65	0.61
1:C:492:LEU:O	1:C:496:GLU:HB2	1.99	0.61
1:D:27:LYS:HA	1:D:436:ILE:HD11	1.82	0.61

Continued on next page...

Continued from previous page...

Atom-1	Atom-2	Interatomic distance (Å)	Clash overlap (Å)
1:D:191:LYS:HA	1:D:191:LYS:CE	2.30	0.61
1:F:312:LEU:HD12	1:F:357:ALA:HB2	1.80	0.61
1:L:174:VAL:CG1	1:L:384:LEU:HD23	2.31	0.61
1:M:114:ILE:HA	1:M:117:TRP:CZ3	2.35	0.61
1:N:496:GLU:HG3	1:N:497:ALA:N	2.14	0.61
1:C:268:ARG:O	1:C:271:LYS:HG2	2.00	0.61
1:D:274:ILE:O	1:D:296:VAL:HG22	1.99	0.61
1:F:354:LEU:HD23	1:F:356:GLU:H	1.63	0.61
1:I:269:ILE:HG23	1:I:274:ILE:CG2	2.30	0.61
1:I:500:VAL:O	1:I:504:VAL:HG22	2.01	0.61
1:J:92:LEU:HG	1:J:433:LEU:HD11	1.82	0.61
1:K:116:GLY:HA3	1:K:422:ALA:HB1	1.82	0.61
1:N:9:GLU:HB3	1:N:507:ILE:HG23	1.79	0.61
1:N:78:GLN:OE1	1:N:489:GLN:HB2	2.01	0.61
1:O:511:ALA:O	1:O:513:ARG:N	2.30	0.61
1:E:154:LEU:HD22	1:E:167:THR:HB	1.81	0.61
1:E:417:GLY:HA3	1:J:450:ALA:CA	2.30	0.61
1:F:46:ALA:O	1:F:47:SER:HB2	2.00	0.61
1:G:30:LEU:HB2	1:G:86:THR:HB	1.83	0.61
1:G:108:ILE:HG13	1:N:446:ALA:HB2	1.82	0.61
1:I:126:GLN:HB3	1:I:404:MET:HG3	1.82	0.61
1:I:421:VAL:O	1:I:424:GLU:HG2	2.01	0.61
1:J:58:LEU:HB3	1:J:72:VAL:CG1	2.30	0.61
1:K:59:LYS:HE3	1:K:72:VAL:O	2.00	0.61
1:L:210:LYS:HE2	1:L:212:GLY:O	2.01	0.61
1:L:352:VAL:HG22	1:L:355:GLY:H	1.64	0.61
1:L:483:SER:HB2	1:L:486:VAL:HG13	1.81	0.61
1:M:185:ALA:HB1	1:M:357:ALA:HA	1.82	0.61
1:M:506:ASN:O	1:M:507:ILE:HB	1.99	0.61
1:P:33:LYS:HG3	1:P:441:ALA:HA	1.83	0.61
1:A:313:VAL:HG13	1:A:352:VAL:HB	1.80	0.61
1:B:146:LEU:HD21	1:B:150:ALA:HB3	1.81	0.61
1:D:146:LEU:CD2	1:D:147:MET:H	2.13	0.61
1:D:188:VAL:HG11	1:D:377:LEU:CD2	2.25	0.61
1:E:393:THR:HB	1:E:482:GLU:O	2.00	0.61
1:F:171:VAL:O	1:F:174:VAL:HG22	1.99	0.61
1:H:154:LEU:CD2	1:H:167:THR:HB	2.31	0.61
1:I:128:LEU:O	1:I:129:LEU:HD22	2.01	0.61
1:J:433:LEU:O	1:J:436:ILE:HG22	2.01	0.61
1:M:146:LEU:CD2	1:M:147:MET:H	2.14	0.61
1:O:132:ALA:O	1:O:133:VAL:HG22	2.01	0.61

Continued on next page...

Continued from previous page...

Atom-1	Atom-2	Interatomic distance (Å)	Clash overlap (Å)
1:P:32:PRO:HG2	1:P:467:MET:CE	2.30	0.61
1:A:52:ASN:HD22	1:A:375:ARG:NH2	1.98	0.61
1:A:82:VAL:HG11	1:A:486:VAL:HG12	1.82	0.61
1:A:108:ILE:HG22	1:A:109:HIS:N	2.15	0.61
1:B:418:LYS:HA	1:I:446:ALA:HB1	1.81	0.61
1:D:96:LEU:HD13	1:D:97:LEU:HD12	1.82	0.61
1:I:154:LEU:HD21	1:I:163:LYS:HG2	1.83	0.61
1:J:439:ASP:HA	1:K:109:HIS:HE2	1.64	0.61
1:L:32:PRO:HG2	1:L:467:MET:SD	2.41	0.61
1:N:210:LYS:HE2	1:N:212:GLY:O	2.00	0.61
1:P:15:SER:O	1:P:501:ILE:HG13	2.00	0.61
1:P:50:VAL:HG22	1:P:375:ARG:HH22	1.64	0.61
1:A:143:ARG:HG3	1:A:143:ARG:O	2.00	0.61
1:A:161:HIS:CG	1:A:162:HIS:H	2.19	0.61
1:C:483:SER:O	1:C:486:VAL:HG22	2.01	0.61
1:E:334:LYS:HD3	1:E:351:GLY:HA3	1.81	0.61
1:E:451:GLN:HE22	1:E:471:THR:HA	1.65	0.61
1:F:65:ASN:HD21	1:F:509:LYS:HE2	1.66	0.61
1:J:52:ASN:HB2	1:J:375:ARG:HH11	1.63	0.61
1:J:100:ALA:HA	1:J:103:LEU:HD22	1.83	0.61
1:J:503:ARG:HB2	1:N:35:MET:HG2	1.82	0.61
1:L:146:LEU:HD12	1:L:171:VAL:CG1	2.28	0.61
1:L:176:ARG:HD2	1:L:358:CYS:SG	2.39	0.61
1:N:176:ARG:HG3	1:N:176:ARG:HH11	1.63	0.61
1:N:274:ILE:O	1:N:296:VAL:HG22	2.01	0.61
1:N:367:GLN:CG	1:N:369:ILE:HB	2.30	0.61
1:O:475:MET:SD	1:O:480:ILE:HB	2.41	0.61
1:P:404:MET:O	1:P:408:VAL:HG13	2.01	0.61
1:B:82:VAL:HB	1:B:485:GLN:HB3	1.81	0.61
1:B:128:LEU:O	1:B:129:LEU:HB3	2.00	0.61
1:C:54:GLY:O	1:C:58:LEU:HD23	2.01	0.61
1:D:114:ILE:HA	1:D:117:TRP:CE3	2.36	0.61
1:J:161:HIS:CD2	1:J:162:HIS:H	2.18	0.61
1:J:269:ILE:HG23	1:J:274:ILE:CG2	2.30	0.61
1:J:372:GLU:O	1:J:375:ARG:HD2	2.00	0.61
1:K:504:VAL:CG1	1:K:507:ILE:HD13	2.30	0.61
1:N:145:ASP:OD2	1:N:175:LEU:HD11	2.01	0.61
1:N:146:LEU:HD13	1:N:167:THR:O	2.00	0.61
1:N:313:VAL:HG22	1:N:357:ALA:HB3	1.83	0.61
1:O:44:ARG:HH11	1:O:44:ARG:CG	2.14	0.61
1:O:109:HIS:CD2	1:O:112:THR:H	2.18	0.61

Continued on next page...

Continued from previous page...

Atom-1	Atom-2	Interatomic distance (Å)	Clash overlap (Å)
1:C:159:LEU:HG	1:C:163:LYS:CB	2.30	0.61
1:D:27:LYS:HG3	1:D:436:ILE:HG13	1.82	0.61
1:E:171:VAL:O	1:E:174:VAL:HG22	2.01	0.61
1:H:324:HIS:HB2	1:H:329:LYS:NZ	2.16	0.61
1:I:117:TRP:HD1	1:I:495:ALA:O	1.83	0.61
1:I:138:ASP:O	1:I:139:GLU:HB2	2.00	0.61
1:J:74:MET:SD	1:J:493:SER:HB2	2.40	0.61
1:M:58:LEU:HD12	1:M:72:VAL:HG22	1.83	0.61
1:P:259:LYS:HA	1:P:259:LYS:HE3	1.83	0.61
1:B:447:ASP:HA	1:I:417:GLY:HA2	1.83	0.61
1:C:188:VAL:HG11	1:C:377:LEU:HD21	1.82	0.61
1:C:317:GLU:CB	1:C:329:LYS:HG2	2.30	0.61
1:D:32:PRO:HA	1:D:155:SER:OG	2.00	0.61
1:E:401:GLU:HG2	1:E:433:LEU:HD22	1.82	0.61
1:F:163:LYS:O	1:F:166:PHE:HB2	2.00	0.61
1:F:225:LEU:HD11	1:F:324:HIS:CE1	2.36	0.61
1:I:145:ASP:O	1:I:171:VAL:HG11	2.01	0.61
1:I:226:ILE:HG12	1:I:278:ILE:HG23	1.83	0.61
1:K:74:MET:O	1:K:77:VAL:HG12	2.01	0.61
1:K:438:ALA:CB	1:K:448:LEU:HG	2.31	0.61
1:L:38:ILE:CD1	1:M:508:ILE:H	2.12	0.61
1:L:58:LEU:HB3	1:L:72:VAL:HG13	1.83	0.61
1:N:334:LYS:HB3	1:N:351:GLY:HA3	1.82	0.61
1:O:52:ASN:N	1:O:375:ARG:HD2	2.16	0.61
1:A:39:LEU:O	1:A:48:LEU:HG	2.01	0.60
1:A:274:ILE:O	1:A:296:VAL:HG22	2.01	0.60
1:E:191:LYS:HG2	1:E:363:ARG:HG2	1.83	0.60
1:G:99:GLU:O	1:G:103:LEU:HD13	2.00	0.60
1:G:190:LYS:HD2	1:G:370:LEU:HG	1.82	0.60
1:J:32:PRO:CA	1:J:155:SER:HB3	2.31	0.60
1:K:433:LEU:O	1:K:436:ILE:HG22	2.01	0.60
1:M:88:SER:O	1:M:92:LEU:HD13	2.01	0.60
1:M:438:ALA:CB	1:M:448:LEU:HG	2.31	0.60
1:N:31:GLY:HA3	1:N:440:ASN:OD1	2.01	0.60
1:N:265:LYS:HE2	1:N:322:PHE:CE1	2.36	0.60
1:A:222:ALA:HA	1:A:275:ASN:OD1	2.01	0.60
1:B:59:LYS:HE2	1:B:76:ARG:CB	2.30	0.60
1:E:85:GLY:O	1:E:153:THR:HA	1.99	0.60
1:H:99:GLU:OE2	1:H:428:LYS:HD3	2.01	0.60
1:H:216:PRO:CG	1:H:295:GLY:HA2	2.31	0.60
1:J:1:ALA:HB3	1:N:39:LEU:HB3	1.83	0.60

Continued on next page...

Continued from previous page...

Atom-1	Atom-2	Interatomic distance (Å)	Clash overlap (Å)
1:J:141:LYS:HG2	1:J:144:GLN:HB2	1.83	0.60
1:J:265:LYS:HE2	1:J:322:PHE:CE1	2.36	0.60
1:K:171:VAL:O	1:K:174:VAL:HG13	2.01	0.60
1:L:141:LYS:HG2	1:L:144:GLN:HB2	1.81	0.60
1:L:499:GLU:O	1:L:503:ARG:HG2	2.00	0.60
1:P:39:LEU:HD11	1:P:57:ILE:HD11	1.83	0.60
1:A:402:MET:SD	1:A:453:ARG:HA	2.41	0.60
1:B:154:LEU:CD2	1:B:163:LYS:HG3	2.31	0.60
1:E:166:PHE:CZ	1:E:198:ASP:HB3	2.36	0.60
1:I:15:SER:HB3	1:I:501:ILE:O	2.02	0.60
1:J:32:PRO:HA	1:J:155:SER:O	2.01	0.60
1:N:110:PRO:O	1:N:113:ILE:HB	2.01	0.60
1:N:206:LEU:CB	1:N:359:THR:HG21	2.31	0.60
1:N:216:PRO:HG3	1:N:295:GLY:HA2	1.82	0.60
1:O:82:VAL:HG11	1:O:486:VAL:CA	2.30	0.60
1:B:313:VAL:HG13	1:B:352:VAL:CB	2.31	0.60
1:F:396:GLY:HA3	1:F:480:ILE:HG22	1.83	0.60
1:H:108:ILE:HG12	1:H:109:HIS:N	2.16	0.60
1:H:305:VAL:HG22	1:H:309:ARG:CZ	2.31	0.60
1:I:500:VAL:HG13	1:O:368:GLN:HE22	1.66	0.60
1:K:219:ILE:HG13	1:K:275:ASN:HB3	1.82	0.60
1:K:231:MET:HG3	1:K:283:ILE:HG13	1.82	0.60
1:K:352:VAL:HG22	1:K:355:GLY:H	1.66	0.60
1:L:222:ALA:HA	1:L:275:ASN:OD1	2.01	0.60
1:N:145:ASP:O	1:N:171:VAL:HG11	2.01	0.60
1:N:324:HIS:O	1:N:328:VAL:HG22	2.00	0.60
1:N:411:LEU:HB3	1:N:423:MET:HE1	1.83	0.60
1:P:390:ASP:CB	1:P:485:GLN:HE22	2.15	0.60
1:A:36:ASP:HB3	1:A:158:LEU:HB2	1.82	0.60
1:F:117:TRP:CD1	1:F:499:GLU:HB2	2.37	0.60
1:G:452:LEU:HD13	1:G:465:LEU:HD13	1.83	0.60
1:K:157:LYS:HD3	1:K:376:SER:CB	2.31	0.60
1:L:280:ARG:HD2	1:L:304:PHE:HB2	1.84	0.60
1:M:52:ASN:HB2	1:M:375:ARG:NH1	2.16	0.60
1:N:203:GLU:HB2	1:N:351:GLY:H	1.67	0.60
1:O:372:GLU:HA	1:O:375:ARG:HE	1.65	0.60
1:O:452:LEU:HA	1:O:472:ILE:HG21	1.83	0.60
1:A:149:ILE:O	1:A:152:THR:HG22	2.01	0.60
1:B:99:GLU:HG2	1:B:425:SER:HB2	1.83	0.60
1:B:496:GLU:HB3	1:G:367:GLN:NE2	2.16	0.60
1:C:364:GLY:HA3	1:C:370:LEU:CD1	2.32	0.60

Continued on next page...

Continued from previous page...

Atom-1	Atom-2	Interatomic distance (Å)	Clash overlap (Å)
1:C:450:ALA:HB2	1:L:420:ALA:HB3	1.82	0.60
1:D:486:VAL:O	1:D:490:VAL:HG12	2.02	0.60
1:E:117:TRP:CD1	1:E:495:ALA:HA	2.36	0.60
1:H:163:LYS:HD2	1:H:166:PHE:CG	2.37	0.60
1:H:280:ARG:HD2	1:H:304:PHE:HB2	1.83	0.60
1:L:146:LEU:HD22	1:L:167:THR:O	2.01	0.60
1:M:111:GLN:O	1:M:114:ILE:HB	2.00	0.60
1:A:396:GLY:HA3	1:A:480:ILE:HG22	1.84	0.60
1:D:213:VAL:HG11	1:E:318:ILE:HG23	1.84	0.60
1:E:111:GLN:HA	1:E:114:ILE:HG12	1.82	0.60
1:F:174:VAL:HG12	1:F:381:LEU:HD22	1.83	0.60
1:H:19:ALA:HB3	1:H:97:LEU:HD22	1.83	0.60
1:I:219:ILE:HD11	1:I:336:ILE:HB	1.84	0.60
1:J:146:LEU:HD13	1:J:167:THR:O	2.01	0.60
1:K:88:SER:O	1:K:92:LEU:HD13	2.01	0.60
1:L:219:ILE:HB	1:L:275:ASN:HB3	1.82	0.60
1:N:408:VAL:HA	1:N:411:LEU:HD12	1.84	0.60
1:O:452:LEU:HD13	1:O:465:LEU:HD13	1.82	0.60
1:P:369:ILE:HG23	1:P:372:GLU:OE2	2.02	0.60
1:C:103:LEU:HG	1:C:113:ILE:HD13	1.84	0.60
1:C:207:LEU:O	1:C:347:ILE:HG22	2.00	0.60
1:D:96:LEU:HA	1:D:99:GLU:OE1	2.01	0.60
1:F:451:GLN:HE22	1:F:471:THR:HA	1.66	0.60
1:G:146:LEU:CD2	1:G:167:THR:HG23	2.30	0.60
1:G:185:ALA:HB2	1:G:309:ARG:O	2.02	0.60
1:J:59:LYS:HE3	1:J:73:ASP:HA	1.83	0.60
1:J:100:ALA:HA	1:J:103:LEU:CD2	2.32	0.60
1:K:265:LYS:HE2	1:K:322:PHE:CE1	2.36	0.60
1:L:44:ARG:HG3	1:L:44:ARG:O	2.01	0.60
1:L:397:GLY:O	1:L:465:LEU:HD23	2.02	0.60
1:L:404:MET:O	1:L:408:VAL:HG22	2.01	0.60
1:N:411:LEU:HB3	1:N:423:MET:CE	2.31	0.60
1:O:269:ILE:HG23	1:O:274:ILE:HG22	1.82	0.60
1:B:191:LYS:CE	1:B:346:LEU:HD11	2.29	0.60
1:C:325:PRO:C	1:C:326:GLU:HG3	2.22	0.60
1:D:22:ILE:O	1:D:26:VAL:HG22	2.02	0.60
1:D:32:PRO:HA	1:D:155:SER:CB	2.32	0.60
1:D:99:GLU:O	1:D:103:LEU:HD13	2.02	0.60
1:E:226:ILE:HG12	1:E:278:ILE:HG23	1.83	0.60
1:G:450:ALA:HB1	1:N:417:GLY:HA2	1.84	0.60
1:H:134:ASP:OD1	1:H:392:ARG:HA	2.02	0.60

Continued on next page...

Continued from previous page...

Atom-1	Atom-2	Interatomic distance (Å)	Clash overlap (Å)
1:K:48:LEU:HD22	1:K:48:LEU:O	2.02	0.60
1:L:148:ASN:HB3	1:L:481:THR:H	1.66	0.60
1:M:398:GLY:HA2	1:M:401:GLU:OE1	2.02	0.60
1:O:101:GLU:O	1:O:104:ILE:HG12	2.02	0.60
1:O:312:LEU:O	1:O:354:LEU:HD22	2.02	0.60
1:A:390:ASP:HB3	1:A:485:GLN:HE22	1.65	0.60
1:B:112:THR:HG21	1:G:442:GLY:HA3	1.83	0.60
1:B:446:ALA:HB2	1:I:108:ILE:CD1	2.32	0.60
1:C:341:ILE:HG23	1:C:363:ARG:NH2	2.17	0.60
1:C:372:GLU:O	1:C:375:ARG:HD2	2.02	0.60
1:C:505:ASP:O	1:C:506:ASN:HB2	2.02	0.60
1:D:68:ALA:O	1:D:72:VAL:HG23	2.01	0.60
1:D:310:LEU:O	1:D:314:THR:HG22	2.02	0.60
1:F:59:LYS:NZ	1:F:76:ARG:HD3	2.17	0.60
1:G:27:LYS:CA	1:G:436:ILE:HD11	2.30	0.60
1:H:119:GLU:HB3	1:H:423:MET:HE1	1.84	0.60
1:H:145:ASP:O	1:H:171:VAL:HG11	2.02	0.60
1:J:171:VAL:HA	1:J:174:VAL:CG1	2.32	0.60
1:J:206:LEU:HD11	1:J:346:LEU:HD23	1.83	0.60
1:L:51:THR:HG21	1:L:57:ILE:HB	1.83	0.60
1:L:143:ARG:HA	1:L:143:ARG:HE	1.67	0.60
1:L:402:MET:CE	1:L:453:ARG:HG2	2.31	0.60
1:N:205:PHE:O	1:N:349:PHE:HB3	2.02	0.60
1:O:443:TYR:CD1	1:O:470:GLY:HA2	2.37	0.60
1:P:503:ARG:CG	1:P:504:VAL:H	2.13	0.60
1:C:171:VAL:O	1:C:174:VAL:HG22	2.02	0.59
1:D:159:LEU:HD12	1:D:372:GLU:HG2	1.83	0.59
1:D:280:ARG:CD	1:D:304:PHE:HB2	2.32	0.59
1:H:394:VAL:HG21	1:H:487:LYS:HG3	1.84	0.59
1:K:190:LYS:HE2	1:K:370:LEU:HB3	1.82	0.59
1:M:149:ILE:HD12	1:M:482:GLU:HA	1.82	0.59
1:N:159:LEU:HD21	1:N:163:LYS:HG2	1.84	0.59
1:O:74:MET:O	1:O:77:VAL:HG12	2.01	0.59
1:P:59:LYS:HE2	1:P:76:ARG:CB	2.32	0.59
1:P:367:GLN:HG3	1:P:369:ILE:H	1.66	0.59
1:A:51:THR:HA	1:A:375:ARG:HH11	1.67	0.59
1:C:159:LEU:CD1	1:C:372:GLU:HG2	2.32	0.59
1:D:57:ILE:CD1	1:E:509:LYS:HB3	2.32	0.59
1:E:177:LEU:HD23	1:E:186:ILE:CD1	2.31	0.59
1:H:150:ALA:O	1:H:154:LEU:HD13	2.02	0.59
1:H:367:GLN:HE21	1:H:369:ILE:HD12	1.67	0.59

Continued on next page...

Continued from previous page...

Atom-1	Atom-2	Interatomic distance (Å)	Clash overlap (Å)
1:I:448:LEU:HD11	1:I:465:LEU:HD11	1.84	0.59
1:J:35:MET:SD	1:K:503:ARG:NH1	2.76	0.59
1:K:226:ILE:HB	1:K:317:GLU:OE2	2.03	0.59
1:K:421:VAL:O	1:K:424:GLU:HG2	2.02	0.59
1:N:59:LYS:HE2	1:N:76:ARG:HB2	1.84	0.59
1:P:109:HIS:HB3	1:P:112:THR:OG1	2.02	0.59
1:B:269:ILE:HG23	1:B:274:ILE:HG22	1.84	0.59
1:C:117:TRP:CZ3	1:C:505:ASP:HA	2.36	0.59
1:D:146:LEU:HD12	1:D:171:VAL:CG1	2.31	0.59
1:E:450:ALA:HB2	1:J:418:LYS:HD2	1.84	0.59
1:E:452:LEU:HD13	1:E:465:LEU:CD1	2.32	0.59
1:F:166:PHE:CZ	1:F:198:ASP:HB3	2.37	0.59
1:F:206:LEU:HG	1:F:361:VAL:HG22	1.84	0.59
1:G:184:GLU:OE1	1:G:312:LEU:HG	2.01	0.59
1:I:219:ILE:HB	1:I:275:ASN:HB3	1.84	0.59
1:I:504:VAL:HG12	1:I:505:ASP:N	2.17	0.59
1:J:146:LEU:CD2	1:J:147:MET:H	2.16	0.59
1:K:51:THR:HG21	1:K:56:THR:HB	1.85	0.59
1:K:96:LEU:O	1:K:96:LEU:HD22	2.02	0.59
1:L:33:LYS:HB2	1:L:440:ASN:O	2.02	0.59
1:L:188:VAL:HG13	1:L:377:LEU:HD21	1.82	0.59
1:L:341:ILE:HG23	1:L:363:ARG:NH2	2.18	0.59
1:M:222:ALA:O	1:M:333:CYS:HB3	2.01	0.59
1:O:5:GLU:HG3	1:O:5:GLU:O	2.02	0.59
1:A:231:MET:HG3	1:A:283:ILE:HG13	1.83	0.59
1:B:50:VAL:C	1:B:375:ARG:HD3	2.22	0.59
1:C:258:GLU:OE2	1:C:284:TYR:HE2	1.84	0.59
1:C:367:GLN:O	1:C:370:LEU:HB3	2.02	0.59
1:E:106:LYS:HG3	1:E:108:ILE:HG22	1.85	0.59
1:G:269:ILE:HG23	1:G:274:ILE:CG2	2.32	0.59
1:G:334:LYS:HE3	1:G:351:GLY:HA3	1.85	0.59
1:H:106:LYS:HE2	1:H:108:ILE:HD12	1.83	0.59
1:H:265:LYS:HE2	1:H:322:PHE:CE1	2.37	0.59
1:I:82:VAL:HA	1:I:386:GLN:HG3	1.84	0.59
1:L:111:GLN:O	1:L:114:ILE:HG13	2.03	0.59
1:N:86:THR:HG22	1:N:156:SER:HB2	1.85	0.59
1:O:31:GLY:C	1:O:156:SER:HA	2.23	0.59
1:O:52:ASN:ND2	1:O:157:LYS:HG2	2.17	0.59
1:O:176:ARG:HH12	1:O:201:LEU:HD11	1.65	0.59
1:A:81:GLU:OE2	1:A:489:GLN:HG2	2.01	0.59
1:C:115:ALA:CB	1:C:419:GLU:HA	2.33	0.59

Continued on next page...

Continued from previous page...

Atom-1	Atom-2	Interatomic distance (Å)	Clash overlap (Å)
1:G:163:LYS:HD2	1:G:166:PHE:CG	2.38	0.59
1:G:216:PRO:HG2	1:G:295:GLY:HA2	1.84	0.59
1:G:222:ALA:HA	1:G:275:ASN:HB2	1.85	0.59
1:H:431:ARG:HH21	1:H:434:PRO:HG2	1.68	0.59
1:I:146:LEU:HB2	1:I:171:VAL:HG21	1.84	0.59
1:M:59:LYS:HE2	1:M:76:ARG:CB	2.33	0.59
1:O:85:GLY:O	1:O:153:THR:HG23	2.02	0.59
1:O:154:LEU:CD2	1:O:167:THR:HB	2.32	0.59
1:A:171:VAL:O	1:A:174:VAL:HG22	2.02	0.59
1:A:401:GLU:HG2	1:A:433:LEU:HD22	1.85	0.59
1:B:82:VAL:HA	1:B:386:GLN:HG3	1.84	0.59
1:C:52:ASN:HB2	1:C:375:ARG:HD3	1.84	0.59
1:C:354:LEU:HD23	1:C:356:GLU:H	1.68	0.59
1:C:511:ALA:CB	1:C:512:PRO:HD3	2.32	0.59
1:D:133:VAL:HG23	1:D:134:ASP:N	2.13	0.59
1:D:511:ALA:CB	1:D:512:PRO:HD3	2.32	0.59
1:E:92:LEU:HG	1:E:433:LEU:HD11	1.84	0.59
1:E:154:LEU:HD22	1:E:167:THR:CB	2.33	0.59
1:G:110:PRO:O	1:G:113:ILE:HB	2.01	0.59
1:I:216:PRO:CG	1:I:295:GLY:HA2	2.32	0.59
1:K:124:ALA:HB1	1:K:491:LEU:CD1	2.29	0.59
1:L:48:LEU:HA	1:M:509:LYS:HE3	1.85	0.59
1:M:154:LEU:HD21	1:M:376:SER:OG	2.03	0.59
1:O:58:LEU:HB3	1:O:72:VAL:CG1	2.33	0.59
1:P:330:LEU:N	1:P:330:LEU:HD22	2.18	0.59
1:A:101:GLU:O	1:A:104:ILE:HG12	2.03	0.59
1:B:366:THR:HG23	1:B:366:THR:O	2.03	0.59
1:G:54:GLY:O	1:G:58:LEU:HD23	2.03	0.59
1:G:123:ALA:HB2	1:G:408:VAL:HG12	1.85	0.59
1:I:59:LYS:HE3	1:I:73:ASP:HA	1.83	0.59
1:J:40:LEU:HG	1:K:510:ALA:HA	1.83	0.59
1:L:159:LEU:HG	1:L:163:LYS:CD	2.32	0.59
1:L:434:PRO:HB3	1:L:452:LEU:CD2	2.32	0.59
1:M:204:GLY:O	1:M:359:THR:HB	2.02	0.59
1:N:173:ALA:CB	1:N:360:ILE:HD11	2.31	0.59
1:A:37:LYS:HG3	1:A:52:ASN:HA	1.85	0.59
1:D:114:ILE:HD13	1:D:503:ARG:NH2	2.13	0.59
1:D:283:ILE:HG22	1:D:300:GLU:HG3	1.84	0.59
1:F:111:GLN:O	1:F:114:ILE:HB	2.03	0.59
1:F:236:ILE:HG12	1:F:237:LYS:H	1.67	0.59
1:H:28:SER:O	1:H:34:GLY:HA2	2.03	0.59

Continued on next page...

Continued from previous page...

Atom-1	Atom-2	Interatomic distance (Å)	Clash overlap (Å)
1:H:334:LYS:HD3	1:H:351:GLY:HA3	1.85	0.59
1:H:433:LEU:HA	1:H:436:ILE:HG22	1.85	0.59
1:I:82:VAL:HG11	1:I:485:GLN:HB2	1.84	0.59
1:I:231:MET:HG3	1:I:283:ILE:HG13	1.85	0.59
1:L:159:LEU:HG	1:L:163:LYS:HD3	1.84	0.59
1:M:146:LEU:HD23	1:M:147:MET:N	2.18	0.59
1:N:188:VAL:HG11	1:N:377:LEU:CD2	2.27	0.59
1:N:310:LEU:O	1:N:314:THR:HG22	2.02	0.59
1:O:69:LYS:CB	1:O:509:LYS:HE2	2.33	0.59
1:O:188:VAL:HG11	1:O:377:LEU:HD22	1.84	0.59
1:P:108:ILE:HG22	1:P:109:HIS:H	1.68	0.59
1:B:59:LYS:HE3	1:B:73:ASP:HA	1.83	0.59
1:C:82:VAL:HG22	1:C:486:VAL:HG13	1.85	0.59
1:D:39:LEU:HG	1:E:509:LYS:CA	2.32	0.59
1:E:210:LYS:HE2	1:E:212:GLY:O	2.02	0.59
1:F:112:THR:HG21	1:F:418:LYS:CE	2.32	0.59
1:F:114:ILE:HA	1:F:117:TRP:CE3	2.37	0.59
1:I:78:GLN:HG3	1:I:83:GLY:HA3	1.84	0.59
1:J:93:ALA:O	1:J:96:LEU:HD12	2.03	0.59
1:K:33:LYS:HB2	1:K:440:ASN:O	2.03	0.59
1:K:46:ALA:O	1:K:47:SER:HB3	2.03	0.59
1:L:401:GLU:HG2	1:L:433:LEU:HD22	1.85	0.59
1:M:114:ILE:HA	1:M:117:TRP:CE3	2.38	0.59
1:N:78:GLN:HE22	1:N:486:VAL:HA	1.68	0.59
1:B:417:GLY:HA3	1:I:447:ASP:HA	1.83	0.59
1:C:452:LEU:HD13	1:C:465:LEU:CD1	2.33	0.59
1:D:316:GLY:O	1:D:330:LEU:HB2	2.02	0.59
1:E:117:TRP:CE2	1:E:499:GLU:HG3	2.38	0.59
1:G:417:GLY:CA	1:N:450:ALA:HB1	2.28	0.59
1:H:11:ALA:HB1	1:H:505:ASP:HB2	1.83	0.59
1:H:284:TYR:O	1:H:287:PRO:HD2	2.02	0.59
1:I:92:LEU:HD11	1:I:433:LEU:HD21	1.85	0.59
1:J:78:GLN:HG3	1:J:83:GLY:HA2	1.83	0.59
1:J:128:LEU:HD13	1:J:394:VAL:CG1	2.22	0.59
1:K:269:ILE:HG23	1:K:274:ILE:CG2	2.33	0.59
1:K:486:VAL:O	1:K:490:VAL:HG13	2.03	0.59
1:L:74:MET:O	1:L:77:VAL:HG12	2.03	0.59
1:N:40:LEU:HB2	1:N:48:LEU:HG	1.84	0.59
1:N:159:LEU:HD11	1:N:163:LYS:HD3	1.84	0.59
1:O:119:GLU:O	1:O:122:LYS:HB3	2.03	0.59
1:O:177:LEU:CD1	1:O:186:ILE:HD11	2.32	0.59

Continued on next page...

Continued from previous page...

Atom-1	Atom-2	Interatomic distance (Å)	Clash overlap (Å)
1:O:380:ALA:O	1:O:384:LEU:HD23	2.02	0.59
1:A:59:LYS:HE3	1:A:73:ASP:HA	1.84	0.58
1:A:448:LEU:HD11	1:A:465:LEU:HD11	1.85	0.58
1:B:173:ALA:O	1:B:176:ARG:HG2	2.02	0.58
1:B:485:GLN:HG2	1:B:488:ARG:HH21	1.69	0.58
1:D:109:HIS:HB3	1:H:442:GLY:HA2	1.84	0.58
1:E:32:PRO:HD3	1:E:467:MET:CE	2.33	0.58
1:I:37:LYS:HG2	1:N:7:ARG:CB	2.33	0.58
1:I:115:ALA:O	1:I:118:ARG:HG2	2.03	0.58
1:L:15:SER:HB3	1:L:501:ILE:CG2	2.33	0.58
1:L:187:HIS:O	1:L:359:THR:HG23	2.03	0.58
1:M:206:LEU:HD21	1:M:346:LEU:HD23	1.84	0.58
1:O:64:ASP:O	1:O:508:ILE:HD13	2.03	0.58
1:O:246:ASP:O	1:O:247:SER:HB3	2.02	0.58
1:P:187:HIS:O	1:P:359:THR:HG23	2.03	0.58
1:A:128:LEU:CD2	1:A:488:ARG:HG2	2.32	0.58
1:A:146:LEU:HD21	1:A:150:ALA:CB	2.30	0.58
1:A:412:ALA:HB1	1:A:424:GLU:HB2	1.84	0.58
1:C:411:LEU:HB3	1:C:423:MET:CE	2.33	0.58
1:H:12:ARG:HD3	1:H:502:LEU:HD12	1.84	0.58
1:K:283:ILE:HG22	1:K:300:GLU:CG	2.32	0.58
1:L:146:LEU:HB2	1:L:171:VAL:CG2	2.33	0.58
1:C:146:LEU:HD12	1:C:171:VAL:HG22	1.85	0.58
1:C:501:ILE:C	1:C:502:LEU:HD23	2.24	0.58
1:D:5:GLU:O	1:D:505:ASP:HA	2.03	0.58
1:D:191:LYS:NZ	1:D:346:LEU:HD11	2.18	0.58
1:G:268:ARG:O	1:G:271:LYS:HG2	2.04	0.58
1:H:122:LYS:O	1:H:126:GLN:HG3	2.03	0.58
1:H:149:ILE:HD13	1:H:383:VAL:CG1	2.33	0.58
1:I:39:LEU:HD11	1:I:57:ILE:CG1	2.32	0.58
1:J:146:LEU:HD23	1:J:147:MET:N	2.17	0.58
1:K:32:PRO:CA	1:K:155:SER:HB3	2.32	0.58
1:K:209:LYS:HE2	1:K:301:HIS:O	2.03	0.58
1:K:452:LEU:HD11	1:K:456:HIS:HE1	1.67	0.58
1:N:163:LYS:HD2	1:N:166:PHE:CG	2.38	0.58
1:P:154:LEU:HD21	1:P:163:LYS:HZ3	1.67	0.58
1:A:36:ASP:OD1	1:A:158:LEU:HD13	2.03	0.58
1:B:111:GLN:OE1	1:B:503:ARG:HA	2.01	0.58
1:B:402:MET:SD	1:B:456:HIS:HB2	2.44	0.58
1:C:38:ILE:HB	1:H:507:ILE:HD13	1.84	0.58
1:E:32:PRO:N	1:E:155:SER:HB3	2.18	0.58

Continued on next page...

Continued from previous page...

Atom-1	Atom-2	Interatomic distance (Å)	Clash overlap (Å)
1:E:512:PRO:O	1:E:513:ARG:HB2	2.04	0.58
1:F:52:ASN:HB3	1:F:375:ARG:HD3	1.86	0.58
1:F:146:LEU:HD13	1:F:167:THR:O	2.04	0.58
1:F:512:PRO:O	1:F:513:ARG:HG2	2.04	0.58
1:I:2:GLY:HA3	1:O:40:LEU:O	2.02	0.58
1:I:31:GLY:HA3	1:I:467:MET:SD	2.43	0.58
1:I:412:ALA:CB	1:I:424:GLU:HB3	2.33	0.58
1:J:40:LEU:HD22	1:J:41:SER:H	1.67	0.58
1:L:32:PRO:HA	1:L:155:SER:HB3	1.84	0.58
1:L:367:GLN:HG3	1:L:369:ILE:HB	1.85	0.58
1:M:58:LEU:HB3	1:M:72:VAL:CG1	2.34	0.58
1:O:171:VAL:HG12	1:O:384:LEU:HG	1.85	0.58
1:A:52:ASN:H	1:A:375:ARG:HD2	1.68	0.58
1:A:152:THR:OG1	1:A:480:ILE:HG12	2.04	0.58
1:C:38:ILE:HG22	1:C:50:VAL:HG12	1.83	0.58
1:C:166:PHE:CZ	1:C:198:ASP:HB3	2.38	0.58
1:C:225:LEU:HD13	1:C:329:LYS:CE	2.33	0.58
1:F:106:LYS:CE	1:F:421:VAL:HG11	2.33	0.58
1:F:163:LYS:HD2	1:F:166:PHE:CG	2.39	0.58
1:F:401:GLU:HG2	1:F:433:LEU:HD22	1.84	0.58
1:G:325:PRO:C	1:G:326:GLU:HG3	2.24	0.58
1:H:499:GLU:O	1:H:503:ARG:HD2	2.03	0.58
1:I:97:LEU:HD21	1:I:501:ILE:CG2	2.33	0.58
1:J:163:LYS:O	1:J:166:PHE:HB2	2.03	0.58
1:J:203:GLU:HG2	1:J:350:SER:HB2	1.85	0.58
1:K:276:CYS:HA	1:K:297:MET:O	2.02	0.58
1:L:28:SER:O	1:L:34:GLY:HA2	2.02	0.58
1:L:508:ILE:HB	1:P:39:LEU:CD2	2.34	0.58
1:M:59:LYS:HE3	1:M:73:ASP:HA	1.85	0.58
1:M:325:PRO:C	1:M:326:GLU:HG3	2.23	0.58
1:N:75:SER:O	1:N:78:GLN:HB3	2.04	0.58
1:P:52:ASN:HB2	1:P:375:ARG:HH11	1.67	0.58
1:P:317:GLU:HB2	1:P:329:LYS:HD3	1.84	0.58
1:B:110:PRO:HA	1:B:113:ILE:HD12	1.85	0.58
1:B:322:PHE:HA	1:B:324:HIS:CD2	2.38	0.58
1:C:115:ALA:C	1:C:504:VAL:HG22	2.23	0.58
1:D:67:ALA:HB2	1:D:509:LYS:O	2.01	0.58
1:D:145:ASP:O	1:D:171:VAL:HG11	2.04	0.58
1:E:117:TRP:CD1	1:E:499:GLU:HG3	2.39	0.58
1:E:324:HIS:HB2	1:E:329:LYS:CE	2.33	0.58
1:F:412:ALA:CB	1:F:424:GLU:HB3	2.34	0.58

Continued on next page...

Continued from previous page...

Atom-1	Atom-2	Interatomic distance (Å)	Clash overlap (Å)
1:G:485:GLN:HB2	1:G:489:GLN:HE22	1.69	0.58
1:I:19:ALA:HB1	1:I:94:ALA:HA	1.85	0.58
1:I:109:HIS:HD1	1:O:442:GLY:HA2	1.68	0.58
1:J:146:LEU:HD23	1:J:147:MET:H	1.68	0.58
1:K:80:ASP:OD1	1:K:81:GLU:HG3	2.04	0.58
1:M:38:ILE:CD1	1:O:507:ILE:HA	2.34	0.58
1:P:16:PHE:HA	1:P:97:LEU:HD23	1.85	0.58
1:A:51:THR:HA	1:A:375:ARG:HD2	1.85	0.58
1:A:236:ILE:HG12	1:A:237:LYS:H	1.68	0.58
1:E:146:LEU:HD21	1:E:167:THR:HG23	1.86	0.58
1:E:511:ALA:N	1:E:512:PRO:HD3	2.17	0.58
1:F:216:PRO:HG2	1:F:295:GLY:HA2	1.84	0.58
1:G:226:ILE:HG12	1:G:278:ILE:HG23	1.86	0.58
1:I:52:ASN:CG	1:I:157:LYS:HG2	2.23	0.58
1:J:185:ALA:HB1	1:J:357:ALA:CB	2.33	0.58
1:K:148:ASN:HA	1:K:480:ILE:HA	1.86	0.58
1:L:173:ALA:HA	1:L:176:ARG:CZ	2.34	0.58
1:M:64:ASP:CG	1:M:66:PRO:HD2	2.24	0.58
1:N:173:ALA:HA	1:N:176:ARG:CZ	2.34	0.58
1:N:433:LEU:HB2	1:N:434:PRO:HD3	1.85	0.58
1:O:62:GLY:HA2	1:O:509:LYS:HZ3	1.67	0.58
1:O:226:ILE:HG12	1:O:278:ILE:HG23	1.86	0.58
1:O:402:MET:SD	1:O:453:ARG:HA	2.43	0.58
1:P:159:LEU:HG	1:P:163:LYS:CD	2.33	0.58
1:P:206:LEU:CD2	1:P:346:LEU:HD23	2.32	0.58
1:A:69:LYS:HD3	1:A:509:LYS:HZ1	1.69	0.58
1:C:110:PRO:HA	1:C:113:ILE:HD12	1.86	0.58
1:C:171:VAL:HG12	1:C:384:LEU:HG	1.84	0.58
1:C:417:GLY:O	1:C:418:LYS:HB3	2.04	0.58
1:E:174:VAL:HG11	1:E:384:LEU:CB	2.34	0.58
1:E:317:GLU:OE1	1:E:329:LYS:HB3	2.04	0.58
1:E:487:LYS:O	1:E:491:LEU:HG	2.03	0.58
1:G:448:LEU:HD21	1:G:465:LEU:CD1	2.32	0.58
1:J:226:ILE:HG12	1:J:278:ILE:HG23	1.86	0.58
1:K:402:MET:CE	1:K:453:ARG:HG2	2.33	0.58
1:M:126:GLN:OE1	1:M:408:VAL:HG12	2.04	0.58
1:M:248:THR:O	1:M:251:VAL:HG12	2.03	0.58
1:P:401:GLU:HG2	1:P:433:LEU:HD22	1.84	0.58
1:B:116:GLY:O	1:B:119:GLU:HB2	2.03	0.58
1:D:32:PRO:HD2	1:D:467:MET:CE	2.34	0.58
1:F:126:GLN:NE2	1:F:411:LEU:HD11	2.19	0.58

Continued on next page...

Continued from previous page...

Atom-1	Atom-2	Interatomic distance (Å)	Clash overlap (Å)
1:J:108:ILE:HG22	1:J:109:HIS:N	2.19	0.58
1:K:222:ALA:HA	1:K:275:ASN:OD1	2.04	0.58
1:L:59:LYS:CE	1:L:76:ARG:HB2	2.34	0.58
1:M:334:LYS:HB3	1:M:350:SER:O	2.03	0.58
1:M:341:ILE:HG23	1:M:363:ARG:NH2	2.19	0.58
1:O:193:GLY:HA3	1:O:343:GLU:OE2	2.04	0.58
1:P:223:LYS:HB2	1:P:274:ILE:HA	1.86	0.58
1:B:96:LEU:HD11	1:B:117:TRP:CZ2	2.39	0.58
1:D:154:LEU:HD23	1:D:163:LYS:CG	2.34	0.58
1:H:40:LEU:HD22	1:H:41:SER:N	2.19	0.58
1:H:91:VAL:HG21	1:H:436:ILE:CD1	2.34	0.58
1:H:159:LEU:HA	1:H:369:ILE:CG2	2.34	0.58
1:H:334:LYS:CD	1:H:351:GLY:HA3	2.34	0.58
1:J:154:LEU:CD2	1:J:163:LYS:HG3	2.31	0.58
1:J:452:LEU:HD13	1:J:465:LEU:CD1	2.34	0.58
1:M:67:ALA:CB	1:M:507:ILE:HG13	2.34	0.58
1:M:250:LYS:O	1:M:253:GLU:HG2	2.04	0.58
1:N:32:PRO:HG2	1:N:441:ALA:HA	1.86	0.58
1:N:119:GLU:OE1	1:N:119:GLU:HA	2.04	0.58
1:O:451:GLN:NE2	1:O:471:THR:HA	2.19	0.58
1:A:163:LYS:O	1:A:166:PHE:HB2	2.04	0.57
1:A:325:PRO:C	1:A:326:GLU:HG3	2.24	0.57
1:B:317:GLU:HB2	1:B:329:LYS:HD3	1.86	0.57
1:C:225:LEU:HD11	1:C:324:HIS:CE1	2.39	0.57
1:C:397:GLY:O	1:C:465:LEU:HD23	2.04	0.57
1:D:141:LYS:CG	1:D:144:GLN:HB2	2.34	0.57
1:D:444:ASP:HA	1:K:108:ILE:CD1	2.34	0.57
1:E:160:THR:HA	1:E:163:LYS:HB3	1.84	0.57
1:H:412:ALA:CB	1:H:424:GLU:HB3	2.34	0.57
1:I:36:ASP:H	1:N:7:ARG:CZ	2.16	0.57
1:K:40:LEU:HG	1:P:508:ILE:CG2	2.30	0.57
1:O:175:LEU:O	1:O:178:LYS:HG2	2.03	0.57
1:O:232:ASP:HA	1:O:284:TYR:CD1	2.39	0.57
1:C:276:CYS:HA	1:C:297:MET:O	2.04	0.57
1:C:324:HIS:HB2	1:C:329:LYS:CE	2.34	0.57
1:C:385:ALA:O	1:C:388:VAL:HG12	2.04	0.57
1:D:185:ALA:H	1:D:309:ARG:HD2	1.68	0.57
1:E:365:ALA:HB1	1:E:367:GLN:NE2	2.18	0.57
1:F:141:LYS:CG	1:F:144:GLN:HB2	2.33	0.57
1:F:146:LEU:CD1	1:F:171:VAL:HG13	2.25	0.57
1:G:324:HIS:O	1:G:328:VAL:HG23	2.04	0.57

Continued on next page...

Continued from previous page...

Atom-1	Atom-2	Interatomic distance (Å)	Clash overlap (Å)
1:I:158:LEU:HD13	1:N:503:ARG:HD2	1.85	0.57
1:I:280:ARG:HD2	1:I:304:PHE:HB2	1.85	0.57
1:J:325:PRO:C	1:J:326:GLU:HG3	2.25	0.57
1:N:36:ASP:OD2	1:N:369:ILE:HA	2.04	0.57
1:O:173:ALA:CB	1:O:360:ILE:HD11	2.34	0.57
1:O:325:PRO:C	1:O:326:GLU:HG3	2.24	0.57
1:P:108:ILE:HG22	1:P:109:HIS:N	2.19	0.57
1:A:269:ILE:HG12	1:A:274:ILE:HG21	1.87	0.57
1:A:312:LEU:O	1:A:354:LEU:HD22	2.04	0.57
1:C:48:LEU:HB3	1:H:507:ILE:CG1	2.34	0.57
1:C:416:PRO:HA	1:L:454:ALA:HB2	1.86	0.57
1:E:438:ALA:CB	1:E:448:LEU:HG	2.34	0.57
1:F:452:LEU:HD22	1:F:465:LEU:HD11	1.86	0.57
1:G:210:LYS:HE2	1:G:212:GLY:O	2.04	0.57
1:G:412:ALA:CB	1:G:424:GLU:HB3	2.34	0.57
1:H:173:ALA:HB2	1:H:360:ILE:HD11	1.85	0.57
1:K:146:LEU:HD21	1:K:167:THR:HG23	1.86	0.57
1:K:157:LYS:CE	1:K:376:SER:HA	2.34	0.57
1:K:198:ASP:O	1:K:363:ARG:HB2	2.04	0.57
1:M:433:LEU:O	1:M:436:ILE:HG22	2.03	0.57
1:N:78:GLN:NE2	1:N:486:VAL:HA	2.20	0.57
1:N:206:LEU:HD21	1:N:346:LEU:CD2	2.34	0.57
1:N:286:TYR:HA	1:N:289:GLN:HE21	1.69	0.57
1:O:36:ASP:OD2	1:O:372:GLU:HG3	2.03	0.57
1:A:39:LEU:CD1	1:A:57:ILE:HG13	2.34	0.57
1:A:191:LYS:HE2	1:A:191:LYS:HA	1.85	0.57
1:D:82:VAL:HG21	1:D:485:GLN:HB2	1.87	0.57
1:D:390:ASP:HB2	1:D:485:GLN:HE22	1.69	0.57
1:D:444:ASP:HA	1:K:108:ILE:HD13	1.86	0.57
1:E:446:ALA:HB1	1:J:418:LYS:NZ	2.19	0.57
1:G:404:MET:CE	1:G:430:LEU:HD11	2.34	0.57
1:J:204:GLY:HA3	1:J:350:SER:HA	1.86	0.57
1:K:37:LYS:O	1:K:50:VAL:HG23	2.03	0.57
1:K:334:LYS:CB	1:K:351:GLY:HA3	2.35	0.57
1:K:390:ASP:CB	1:K:485:GLN:HE22	2.17	0.57
1:L:101:GLU:O	1:L:104:ILE:HG12	2.04	0.57
1:L:127:ALA:HB1	1:L:404:MET:SD	2.44	0.57
1:M:146:LEU:HD13	1:M:167:THR:O	2.04	0.57
1:N:438:ALA:CB	1:N:448:LEU:HG	2.33	0.57
1:B:181:GLY:O	1:B:182:ASN:HB2	2.03	0.57
1:D:507:ILE:CG2	1:H:38:ILE:HD12	2.33	0.57

Continued on next page...

Continued from previous page...

Atom-1	Atom-2	Interatomic distance (Å)	Clash overlap (Å)
1:F:206:LEU:HD13	1:F:206:LEU:C	2.25	0.57
1:H:27:LYS:HB2	1:H:436:ILE:HG13	1.87	0.57
1:H:438:ALA:HB3	1:H:448:LEU:HG	1.86	0.57
1:J:152:THR:CB	1:J:480:ILE:HG12	2.35	0.57
1:K:171:VAL:HA	1:K:174:VAL:HG13	1.86	0.57
1:K:496:GLU:O	1:K:500:VAL:HG22	2.05	0.57
1:L:145:ASP:OD1	1:L:171:VAL:HB	2.04	0.57
1:L:377:LEU:HA	1:L:380:ALA:HB3	1.87	0.57
1:M:372:GLU:HG3	1:M:375:ARG:NH2	2.19	0.57
1:M:390:ASP:HB2	1:M:485:GLN:HE22	1.69	0.57
1:N:28:SER:O	1:N:34:GLY:HA2	2.05	0.57
1:A:158:LEU:HA	1:C:501:ILE:HD13	1.87	0.57
1:A:166:PHE:CD2	1:A:362:LEU:HD22	2.40	0.57
1:A:269:ILE:HG23	1:A:274:ILE:CG2	2.35	0.57
1:D:124:ALA:O	1:D:128:LEU:HG	2.04	0.57
1:E:146:LEU:CD1	1:E:171:VAL:HG13	2.17	0.57
1:H:146:LEU:CD1	1:H:171:VAL:HG13	2.34	0.57
1:J:154:LEU:HD22	1:J:167:THR:OG1	2.05	0.57
1:K:32:PRO:HA	1:K:155:SER:CA	2.35	0.57
1:K:312:LEU:O	1:K:354:LEU:HD22	2.05	0.57
1:L:119:GLU:HB3	1:L:419:GLU:HG2	1.86	0.57
1:L:128:LEU:HD13	1:L:488:ARG:HG2	1.86	0.57
1:M:236:ILE:HG12	1:M:237:LYS:H	1.69	0.57
1:N:26:VAL:O	1:N:29:THR:HB	2.05	0.57
1:N:191:LYS:HD2	1:N:341:ILE:HB	1.85	0.57
1:N:287:PRO:O	1:N:291:PHE:HD2	1.88	0.57
1:A:1:ALA:HB1	1:F:39:LEU:HB2	1.85	0.57
1:A:116:GLY:O	1:A:119:GLU:HB2	2.04	0.57
1:A:352:VAL:HG22	1:A:355:GLY:H	1.70	0.57
1:B:284:TYR:O	1:B:287:PRO:HD2	2.04	0.57
1:E:58:LEU:HB3	1:E:72:VAL:CG1	2.34	0.57
1:E:124:ALA:CB	1:E:491:LEU:HD22	2.35	0.57
1:G:404:MET:HE3	1:G:430:LEU:HD11	1.86	0.57
1:G:446:ALA:HB3	1:N:108:ILE:CG2	2.34	0.57
1:G:452:LEU:HD13	1:G:465:LEU:CD1	2.35	0.57
1:H:97:LEU:HG	1:H:501:ILE:HG21	1.85	0.57
1:H:187:HIS:O	1:H:359:THR:HG23	2.04	0.57
1:H:433:LEU:HB2	1:H:434:PRO:HD3	1.87	0.57
1:J:96:LEU:HD13	1:J:96:LEU:C	2.25	0.57
1:J:118:ARG:O	1:J:121:THR:HB	2.04	0.57
1:M:219:ILE:HD11	1:M:336:ILE:HB	1.85	0.57

Continued on next page...

Continued from previous page...

Atom-1	Atom-2	Interatomic distance (Å)	Clash overlap (Å)
1:N:146:LEU:HD22	1:N:167:THR:HG23	1.87	0.57
1:N:208:ASP:C	1:N:209:LYS:HG3	2.25	0.57
1:N:324:HIS:O	1:N:329:LYS:HG2	2.05	0.57
1:O:113:ILE:HA	1:O:422:ALA:HB2	1.87	0.57
1:O:367:GLN:CD	1:O:369:ILE:HB	2.24	0.57
1:O:504:VAL:HG11	1:O:507:ILE:CD1	2.34	0.57
1:O:511:ALA:HB3	1:O:512:PRO:HD2	1.87	0.57
1:P:14:SER:O	1:P:17:ILE:HG22	2.05	0.57
1:P:57:ILE:HG23	1:P:58:LEU:HD22	1.85	0.57
1:A:203:GLU:HG3	1:A:350:SER:HB2	1.86	0.57
1:A:453:ARG:CZ	1:M:413:SER:HA	2.34	0.57
1:B:280:ARG:HD2	1:B:304:PHE:HB2	1.85	0.57
1:G:96:LEU:HD11	1:G:117:TRP:CZ2	2.36	0.57
1:G:99:GLU:HG2	1:G:425:SER:HB2	1.86	0.57
1:G:206:LEU:HD22	1:G:207:LEU:N	2.20	0.57
1:H:59:LYS:CE	1:H:76:ARG:HB2	2.35	0.57
1:H:452:LEU:HD22	1:H:465:LEU:HD21	1.86	0.57
1:I:63:VAL:HG21	1:N:3:ALA:H	1.68	0.57
1:J:372:GLU:HG3	1:J:375:ARG:CD	2.35	0.57
1:J:439:ASP:HA	1:K:109:HIS:NE2	2.20	0.57
1:K:109:HIS:HB3	1:K:112:THR:OG1	2.05	0.57
1:K:127:ALA:HA	1:K:130:ASN:ND2	2.19	0.57
1:K:343:GLU:CG	1:K:344:ASP:N	2.65	0.57
1:L:50:VAL:HG11	1:L:368:GLN:O	2.04	0.57
1:L:96:LEU:O	1:L:96:LEU:HD22	2.05	0.57
1:N:334:LYS:CB	1:N:351:GLY:HA3	2.35	0.57
1:O:153:THR:CG2	1:O:379:ASP:HB3	2.35	0.57
1:O:164:ASP:O	1:O:167:THR:HG22	2.03	0.57
1:O:190:LYS:HE2	1:O:371:ASP:OD1	2.04	0.57
1:P:345:LYS:C	1:P:346:LEU:HD12	2.24	0.57
1:A:269:ILE:HG23	1:A:274:ILE:HG21	1.86	0.57
1:B:40:LEU:HD22	1:B:41:SER:N	2.20	0.57
1:C:222:ALA:HA	1:C:275:ASN:OD1	2.04	0.57
1:D:438:ALA:HB2	1:D:448:LEU:HG	1.87	0.57
1:E:313:VAL:HG13	1:E:352:VAL:HB	1.87	0.57
1:E:408:VAL:HA	1:E:411:LEU:HD12	1.87	0.57
1:F:160:THR:HA	1:F:163:LYS:HB3	1.87	0.57
1:F:174:VAL:HG11	1:F:384:LEU:HB2	1.86	0.57
1:F:188:VAL:HG21	1:F:377:LEU:HD23	1.87	0.57
1:F:367:GLN:HE21	1:F:369:ILE:HB	1.68	0.57
1:G:398:GLY:HA2	1:G:401:GLU:OE1	2.04	0.57

Continued on next page...

Continued from previous page...

Atom-1	Atom-2	Interatomic distance (Å)	Clash overlap (Å)
1:H:32:PRO:HD2	1:H:467:MET:CE	2.33	0.57
1:I:50:VAL:HG22	1:I:375:ARG:CZ	2.35	0.57
1:I:125:ARG:HG3	1:I:126:GLN:N	2.18	0.57
1:I:431:ARG:HH21	1:I:434:PRO:HG2	1.70	0.57
1:J:150:ALA:HB1	1:J:167:THR:OG1	2.05	0.57
1:K:30:LEU:HD13	1:K:436:ILE:HD11	1.85	0.57
1:K:499:GLU:HG2	1:K:503:ARG:NE	2.20	0.57
1:M:68:ALA:O	1:M:72:VAL:HG23	2.05	0.57
1:M:154:LEU:HD12	1:M:167:THR:OG1	2.04	0.57
1:M:508:ILE:HG23	1:M:509:LYS:HG2	1.86	0.57
1:N:8:ALA:HB1	1:N:506:ASN:O	2.05	0.57
1:O:50:VAL:O	1:O:375:ARG:HD3	2.03	0.57
1:O:244:ARG:HG3	1:O:245:VAL:N	2.19	0.57
1:P:274:ILE:HG23	1:P:296:VAL:HG21	1.87	0.57
1:P:324:HIS:ND1	1:P:325:PRO:HD3	2.19	0.57
1:P:475:MET:SD	1:P:480:ILE:HB	2.45	0.57
1:C:226:ILE:HD13	1:C:307:VAL:HG13	1.87	0.57
1:D:38:ILE:CG2	1:D:50:VAL:HB	2.33	0.57
1:G:34:GLY:HA3	1:G:156:SER:O	2.05	0.57
1:G:108:ILE:HG21	1:N:446:ALA:HB3	1.86	0.57
1:K:191:LYS:HE3	1:K:191:LYS:HA	1.86	0.57
1:K:266:VAL:HB	1:K:290:LEU:CD2	2.33	0.57
1:M:149:ILE:HA	1:M:152:THR:HG23	1.86	0.57
1:N:485:GLN:HB3	1:N:489:GLN:HE22	1.69	0.57
1:B:78:GLN:OE1	1:B:489:GLN:HB2	2.05	0.56
1:B:431:ARG:HA	1:B:431:ARG:CZ	2.34	0.56
1:D:185:ALA:HB3	1:D:357:ALA:CB	2.35	0.56
1:D:305:VAL:O	1:D:309:ARG:HG2	2.04	0.56
1:F:51:THR:HA	1:F:375:ARG:HH12	1.70	0.56
1:G:84:ASP:OD2	1:G:379:ASP:HA	2.04	0.56
1:G:324:HIS:HB2	1:G:329:LYS:NZ	2.20	0.56
1:H:149:ILE:HD13	1:H:383:VAL:HG11	1.86	0.56
1:H:345:LYS:C	1:H:346:LEU:HD12	2.25	0.56
1:I:133:VAL:HG23	1:I:134:ASP:H	1.68	0.56
1:J:191:LYS:HD3	1:J:192:LEU:H	1.70	0.56
1:K:43:GLY:O	1:K:44:ARG:HB2	2.05	0.56
1:O:51:THR:HA	1:O:375:ARG:CD	2.34	0.56
1:P:164:ASP:O	1:P:167:THR:HG22	2.05	0.56
1:P:269:ILE:CG2	1:P:274:ILE:HG21	2.35	0.56
1:C:438:ALA:HB2	1:C:448:LEU:HG	1.87	0.56
1:E:39:LEU:CD2	1:G:512:PRO:HG2	2.32	0.56

Continued on next page...

Continued from previous page...

Atom-1	Atom-2	Interatomic distance (Å)	Clash overlap (Å)
1:F:280:ARG:HD2	1:F:304:PHE:HB2	1.86	0.56
1:H:114:ILE:HA	1:H:117:TRP:CE3	2.39	0.56
1:K:163:LYS:HD2	1:K:166:PHE:CG	2.40	0.56
1:L:141:LYS:O	1:L:145:ASP:HB2	2.04	0.56
1:L:206:LEU:HB2	1:L:359:THR:HG21	1.87	0.56
1:L:387:THR:HA	1:L:390:ASP:OD2	2.05	0.56
1:M:317:GLU:HB2	1:M:329:LYS:HD3	1.86	0.56
1:O:193:GLY:HA3	1:O:343:GLU:CD	2.26	0.56
1:O:408:VAL:HG23	1:O:427:ALA:HB1	1.86	0.56
1:P:157:LYS:HB3	1:P:159:LEU:CD1	2.36	0.56
1:P:226:ILE:HG12	1:P:278:ILE:HG23	1.87	0.56
1:P:448:LEU:HD11	1:P:465:LEU:HD11	1.86	0.56
1:B:106:LYS:NZ	1:B:418:LYS:HD3	2.20	0.56
1:B:124:ALA:HB1	1:B:491:LEU:HB3	1.86	0.56
1:B:128:LEU:HG	1:B:488:ARG:HG2	1.87	0.56
1:C:61:ILE:CG2	1:C:63:VAL:HG23	2.36	0.56
1:C:444:ASP:OD2	1:L:112:THR:HG21	2.05	0.56
1:D:143:ARG:NE	1:D:143:ARG:HA	2.21	0.56
1:D:452:LEU:HD13	1:D:465:LEU:HD13	1.87	0.56
1:D:485:GLN:HE21	1:D:488:ARG:NH2	2.03	0.56
1:E:63:VAL:HG21	1:G:511:ALA:O	2.05	0.56
1:E:191:LYS:NZ	1:E:346:LEU:HD21	2.21	0.56
1:E:276:CYS:HA	1:E:297:MET:O	2.05	0.56
1:E:369:ILE:O	1:E:372:GLU:HB3	2.06	0.56
1:F:65:ASN:ND2	1:F:509:LYS:HE2	2.20	0.56
1:G:274:ILE:HG23	1:G:296:VAL:HG21	1.87	0.56
1:H:101:GLU:O	1:H:104:ILE:HG12	2.05	0.56
1:H:181:GLY:O	1:H:182:ASN:HB2	2.04	0.56
1:H:265:LYS:O	1:H:269:ILE:HB	2.04	0.56
1:H:345:LYS:O	1:H:346:LEU:HD12	2.05	0.56
1:H:452:LEU:HD11	1:H:456:HIS:HE1	1.71	0.56
1:I:324:HIS:ND1	1:I:325:PRO:HD3	2.20	0.56
1:J:146:LEU:HB2	1:J:171:VAL:CG2	2.35	0.56
1:J:146:LEU:HD23	1:J:148:ASN:H	1.71	0.56
1:J:154:LEU:HD22	1:J:167:THR:CB	2.34	0.56
1:K:204:GLY:O	1:K:359:THR:HB	2.05	0.56
1:K:297:MET:CE	1:K:347:ILE:HD11	2.34	0.56
1:L:22:ILE:HD12	1:L:90:THR:CG2	2.36	0.56
1:L:38:ILE:HG22	1:L:50:VAL:CG2	2.35	0.56
1:L:125:ARG:HA	1:L:128:LEU:CD1	2.35	0.56
1:M:71:LEU:HD12	1:M:501:ILE:HG13	1.86	0.56

Continued on next page...

Continued from previous page...

Atom-1	Atom-2	Interatomic distance (Å)	Clash overlap (Å)
1:M:117:TRP:HE1	1:M:498:ALA:HB1	1.69	0.56
1:M:366:THR:HG22	1:M:367:GLN:N	2.21	0.56
1:N:36:ASP:OD2	1:N:369:ILE:HD13	2.05	0.56
1:N:171:VAL:O	1:N:175:LEU:HG	2.05	0.56
1:N:284:TYR:CE2	1:N:286:TYR:HD2	2.24	0.56
1:O:159:LEU:HD23	1:O:163:LYS:HB3	1.88	0.56
1:O:161:HIS:CD2	1:O:162:HIS:H	2.22	0.56
1:P:157:LYS:HB3	1:P:159:LEU:HD11	1.88	0.56
1:P:310:LEU:O	1:P:314:THR:HG22	2.04	0.56
1:P:500:VAL:CG2	1:P:501:ILE:H	2.07	0.56
1:C:287:PRO:O	1:C:291:PHE:HD1	1.89	0.56
1:E:433:LEU:HB2	1:E:434:PRO:HD3	1.88	0.56
1:F:138:ASP:O	1:F:139:GLU:HB2	2.05	0.56
1:H:434:PRO:HB3	1:H:452:LEU:CD2	2.35	0.56
1:J:433:LEU:HA	1:J:436:ILE:HG22	1.87	0.56
1:M:173:ALA:CB	1:M:360:ILE:HD11	2.31	0.56
1:N:182:ASN:ND2	1:N:184:GLU:HB2	2.20	0.56
1:O:10:THR:O	1:O:13:LEU:HB3	2.06	0.56
1:O:223:LYS:HB2	1:O:274:ILE:HA	1.86	0.56
1:P:448:LEU:HD13	1:P:448:LEU:C	2.26	0.56
1:A:163:LYS:HE3	1:A:376:SER:HB3	1.86	0.56
1:B:159:LEU:CD1	1:B:372:GLU:HG2	2.35	0.56
1:B:159:LEU:CD1	1:B:376:SER:HB2	2.36	0.56
1:B:503:ARG:HH22	1:G:158:LEU:CD2	2.11	0.56
1:C:31:GLY:HA3	1:C:467:MET:HE1	1.88	0.56
1:C:372:GLU:CA	1:C:375:ARG:HD2	2.36	0.56
1:C:379:ASP:O	1:C:383:VAL:HG23	2.04	0.56
1:F:19:ALA:HB3	1:F:98:ARG:HH22	1.70	0.56
1:F:58:LEU:HB3	1:F:72:VAL:CG1	2.35	0.56
1:G:108:ILE:HG13	1:N:446:ALA:N	2.21	0.56
1:G:453:ARG:HH22	1:N:421:VAL:HG23	1.70	0.56
1:I:433:LEU:HB2	1:I:434:PRO:HD3	1.87	0.56
1:J:22:ILE:HD12	1:J:90:THR:CG2	2.36	0.56
1:K:173:ALA:O	1:K:176:ARG:HG2	2.04	0.56
1:N:503:ARG:O	1:N:504:VAL:HG13	2.05	0.56
1:O:19:ALA:HB1	1:O:94:ALA:HA	1.86	0.56
1:A:59:LYS:HE2	1:A:76:ARG:CB	2.36	0.56
1:A:158:LEU:HD11	1:C:501:ILE:HG21	1.87	0.56
1:B:366:THR:CG2	1:F:77:VAL:HG21	2.35	0.56
1:C:59:LYS:HE2	1:C:76:ARG:HB2	1.87	0.56
1:D:25:LEU:HG	1:E:508:ILE:HB	1.86	0.56

Continued on next page...

Continued from previous page...

Atom-1	Atom-2	Interatomic distance (Å)	Clash overlap (Å)
1:H:159:LEU:HD13	1:H:372:GLU:HG2	1.88	0.56
1:I:37:LYS:O	1:I:50:VAL:HG23	2.06	0.56
1:I:146:LEU:HD21	1:I:167:THR:HG23	1.88	0.56
1:I:452:LEU:HD13	1:I:465:LEU:HD13	1.87	0.56
1:J:59:LYS:HE2	1:J:76:ARG:CB	2.34	0.56
1:L:442:GLY:HA2	1:M:111:GLN:HB2	1.86	0.56
1:O:171:VAL:O	1:O:174:VAL:HG22	2.05	0.56
1:O:211:ILE:HB	1:O:215:GLN:OE1	2.05	0.56
1:A:69:LYS:HB3	1:A:509:LYS:HZ1	1.71	0.56
1:A:225:LEU:HD11	1:A:324:HIS:ND1	2.21	0.56
1:B:37:LYS:O	1:B:50:VAL:HG23	2.06	0.56
1:C:175:LEU:O	1:C:178:LYS:HG2	2.06	0.56
1:C:372:GLU:HG3	1:C:375:ARG:CD	2.36	0.56
1:D:501:ILE:O	1:D:504:VAL:HG23	2.05	0.56
1:H:119:GLU:HB3	1:H:423:MET:SD	2.45	0.56
1:H:139:GLU:O	1:H:140:VAL:HB	2.06	0.56
1:H:392:ARG:O	1:H:484:PHE:HB2	2.05	0.56
1:I:163:LYS:O	1:I:166:PHE:HB2	2.05	0.56
1:J:52:ASN:CB	1:J:375:ARG:HD3	2.36	0.56
1:K:177:LEU:HD11	1:K:186:ILE:CD1	2.36	0.56
1:K:190:LYS:HG2	1:K:190:LYS:O	2.04	0.56
1:M:32:PRO:HA	1:M:155:SER:C	2.25	0.56
1:P:154:LEU:HD13	1:P:167:THR:OG1	2.05	0.56
1:A:57:ILE:HG23	1:A:58:LEU:CD2	2.36	0.56
1:A:96:LEU:HA	1:A:99:GLU:OE2	2.06	0.56
1:B:108:ILE:HG22	1:B:109:HIS:N	2.21	0.56
1:C:154:LEU:HD13	1:C:167:THR:OG1	2.06	0.56
1:C:369:ILE:HD12	1:H:503:ARG:HD3	1.86	0.56
1:D:178:LYS:NZ	1:D:388:VAL:HG11	2.21	0.56
1:E:124:ALA:CB	1:E:491:LEU:HD13	2.35	0.56
1:E:171:VAL:O	1:E:175:LEU:HG	2.06	0.56
1:E:404:MET:O	1:E:408:VAL:HG22	2.06	0.56
1:H:317:GLU:HB3	1:H:329:LYS:HD3	1.87	0.56
1:J:386:GLN:HB3	1:J:485:GLN:CD	2.26	0.56
1:K:337:GLU:HG3	1:K:339:VAL:HG23	1.88	0.56
1:L:206:LEU:CB	1:L:359:THR:HG21	2.36	0.56
1:L:226:ILE:HD13	1:L:307:VAL:HG13	1.87	0.56
1:L:384:LEU:HD22	1:L:384:LEU:H	1.70	0.56
1:P:15:SER:HB3	1:P:501:ILE:CG1	2.36	0.56
1:A:67:ALA:CB	1:A:507:ILE:HB	2.36	0.56
1:B:2:GLY:N	1:G:39:LEU:HD22	2.19	0.56

Continued on next page...

Continued from previous page...

Atom-1	Atom-2	Interatomic distance (Å)	Clash overlap (Å)
1:C:366:THR:O	1:C:366:THR:HG22	2.06	0.56
1:D:207:LEU:HD22	1:D:208:ASP:H	1.71	0.56
1:E:152:THR:HA	1:E:155:SER:OG	2.05	0.56
1:F:171:VAL:HG12	1:F:384:LEU:HG	1.87	0.56
1:F:276:CYS:HA	1:F:297:MET:O	2.05	0.56
1:I:24:ASP:O	1:I:27:LYS:HG2	2.06	0.56
1:I:52:ASN:OD1	1:I:157:LYS:HG2	2.06	0.56
1:I:402:MET:SD	1:I:453:ARG:HA	2.46	0.56
1:I:418:LYS:HG3	1:O:443:TYR:CZ	2.41	0.56
1:J:483:SER:O	1:J:486:VAL:HG22	2.05	0.56
1:K:32:PRO:HA	1:K:155:SER:HB3	1.88	0.56
1:K:106:LYS:O	1:K:108:ILE:HG13	2.06	0.56
1:L:29:THR:O	1:L:156:SER:HB2	2.06	0.56
1:L:82:VAL:CG2	1:L:486:VAL:HG12	2.32	0.56
1:L:188:VAL:HG22	1:L:377:LEU:HD21	1.86	0.56
1:L:369:ILE:HD11	1:M:504:VAL:CG2	2.31	0.56
1:N:191:LYS:CE	1:N:346:LEU:HD22	2.35	0.56
1:O:146:LEU:CD1	1:O:171:VAL:HG13	2.24	0.56
1:O:206:LEU:HD21	1:O:346:LEU:CG	2.36	0.56
1:O:262:MET:SD	1:O:290:LEU:HB2	2.46	0.56
1:P:146:LEU:HB2	1:P:171:VAL:CG2	2.36	0.56
1:P:148:ASN:ND2	1:P:149:ILE:H	2.04	0.56
1:P:345:LYS:O	1:P:346:LEU:HD12	2.06	0.56
1:A:37:LYS:O	1:A:50:VAL:HG23	2.06	0.56
1:B:59:LYS:CE	1:B:76:ARG:HB2	2.35	0.56
1:C:114:ILE:HG22	1:C:504:VAL:C	2.27	0.56
1:C:188:VAL:HG11	1:C:377:LEU:CD2	2.36	0.56
1:D:96:LEU:O	1:D:96:LEU:HD22	2.06	0.56
1:D:185:ALA:CB	1:D:357:ALA:HB1	2.36	0.56
1:D:225:LEU:HD12	1:D:226:ILE:N	2.20	0.56
1:E:146:LEU:HB2	1:E:171:VAL:CG2	2.36	0.56
1:G:128:LEU:HD13	1:G:404:MET:HG3	1.86	0.56
1:G:280:ARG:HD2	1:G:304:PHE:HB2	1.88	0.56
1:H:191:LYS:NZ	1:H:346:LEU:HD22	2.21	0.56
1:I:7:ARG:NH1	1:O:37:LYS:HE3	2.21	0.56
1:I:171:VAL:HA	1:I:174:VAL:HG22	1.87	0.56
1:I:187:HIS:O	1:I:359:THR:HG23	2.06	0.56
1:J:96:LEU:HD12	1:J:97:LEU:HD12	1.87	0.56
1:L:119:GLU:CD	1:L:419:GLU:HG2	2.25	0.56
1:L:206:LEU:HD21	1:L:346:LEU:CG	2.35	0.56
1:M:67:ALA:HA	1:M:507:ILE:CB	2.35	0.56

Continued on next page...

Continued from previous page...

Atom-1	Atom-2	Interatomic distance (Å)	Clash overlap (Å)
1:M:203:GLU:HB2	1:M:350:SER:HB2	1.88	0.56
1:M:402:MET:SD	1:M:453:ARG:HA	2.46	0.56
1:M:500:VAL:O	1:M:504:VAL:HG23	2.06	0.56
1:N:173:ALA:HB2	1:N:360:ILE:HD11	1.87	0.56
1:N:451:GLN:HE22	1:N:471:THR:HA	1.71	0.56
1:O:433:LEU:HB2	1:O:434:PRO:HD3	1.88	0.56
1:O:452:LEU:HD13	1:O:465:LEU:CD1	2.35	0.56
1:P:284:TYR:O	1:P:287:PRO:HD2	2.04	0.56
1:P:433:LEU:O	1:P:436:ILE:HG22	2.06	0.56
1:B:103:LEU:HG	1:B:113:ILE:HD13	1.87	0.55
1:C:143:ARG:HA	1:C:143:ARG:HE	1.71	0.55
1:C:203:GLU:HB2	1:C:350:SER:HB2	1.87	0.55
1:C:248:THR:O	1:C:251:VAL:HG12	2.05	0.55
1:C:309:ARG:O	1:C:313:VAL:HG23	2.06	0.55
1:C:412:ALA:O	1:C:413:SER:HB2	2.06	0.55
1:D:67:ALA:HB2	1:D:509:LYS:C	2.26	0.55
1:G:149:ILE:O	1:G:152:THR:HG22	2.06	0.55
1:H:106:LYS:CE	1:H:418:LYS:HA	2.36	0.55
1:K:96:LEU:HD23	1:K:117:TRP:HZ2	1.70	0.55
1:K:191:LYS:HG3	1:K:343:GLU:OE1	2.06	0.55
1:O:225:LEU:HD13	1:O:329:LYS:CE	2.36	0.55
1:A:128:LEU:C	1:A:129:LEU:HD13	2.27	0.55
1:A:425:SER:O	1:A:428:LYS:HG2	2.07	0.55
1:C:310:LEU:O	1:C:313:VAL:HB	2.05	0.55
1:C:404:MET:O	1:C:408:VAL:HG22	2.06	0.55
1:D:19:ALA:HB3	1:D:98:ARG:NH2	2.21	0.55
1:E:188:VAL:CG2	1:E:362:LEU:HG	2.36	0.55
1:G:3:ALA:O	1:G:4:ASP:HB2	2.06	0.55
1:G:129:LEU:HB3	1:G:487:LYS:HB3	1.88	0.55
1:J:186:ILE:HG21	1:J:381:LEU:HD21	1.87	0.55
1:K:226:ILE:HG12	1:K:278:ILE:HG23	1.87	0.55
1:L:74:MET:HG2	1:P:367:GLN:HA	1.87	0.55
1:M:171:VAL:HG12	1:M:384:LEU:CG	2.37	0.55
1:M:269:ILE:HG23	1:M:274:ILE:HG22	1.88	0.55
1:O:352:VAL:HG22	1:O:355:GLY:H	1.70	0.55
1:P:274:ILE:HG23	1:P:296:VAL:CG2	2.36	0.55
1:B:32:PRO:HA	1:B:155:SER:CB	2.37	0.55
1:D:219:ILE:HB	1:D:275:ASN:HB3	1.88	0.55
1:E:183:LEU:HD12	1:E:381:LEU:HD13	1.87	0.55
1:F:341:ILE:HG23	1:F:363:ARG:NH2	2.21	0.55
1:G:103:LEU:CG	1:G:113:ILE:HD13	2.35	0.55

Continued on next page...

Continued from previous page...

Atom-1	Atom-2	Interatomic distance (Å)	Clash overlap (Å)
1:G:431:ARG:HA	1:G:431:ARG:CZ	2.36	0.55
1:H:402:MET:SD	1:H:453:ARG:HA	2.46	0.55
1:I:33:LYS:HD2	1:I:33:LYS:N	2.20	0.55
1:I:334:LYS:CD	1:I:351:GLY:HA3	2.35	0.55
1:J:32:PRO:N	1:J:155:SER:HB3	2.21	0.55
1:L:178:LYS:HB2	1:L:388:VAL:HG11	1.86	0.55
1:M:39:LEU:CD1	1:M:57:ILE:HD11	2.36	0.55
1:N:191:LYS:CD	1:N:341:ILE:HB	2.36	0.55
1:O:111:GLN:O	1:O:114:ILE:HB	2.05	0.55
1:O:128:LEU:HD22	1:O:484:PHE:CE2	2.41	0.55
1:O:451:GLN:HE22	1:O:471:THR:HA	1.70	0.55
1:P:222:ALA:HA	1:P:275:ASN:HB2	1.89	0.55
1:B:1:ALA:N	1:G:57:ILE:HD11	2.22	0.55
1:B:82:VAL:HG21	1:B:486:VAL:N	2.21	0.55
1:C:32:PRO:CD	1:C:467:MET:HE3	2.36	0.55
1:C:122:LYS:O	1:C:125:ARG:HB3	2.06	0.55
1:E:106:LYS:O	1:J:446:ALA:HB2	2.06	0.55
1:E:222:ALA:HA	1:E:275:ASN:OD1	2.06	0.55
1:F:150:ALA:O	1:F:154:LEU:HD13	2.06	0.55
1:F:274:ILE:O	1:F:296:VAL:HG22	2.06	0.55
1:G:495:ALA:O	1:G:499:GLU:HG3	2.06	0.55
1:H:325:PRO:C	1:H:326:GLU:HG3	2.27	0.55
1:I:106:LYS:NZ	1:I:108:ILE:HD11	2.21	0.55
1:I:116:GLY:HA3	1:I:422:ALA:HB1	1.86	0.55
1:I:154:LEU:HD13	1:I:167:THR:OG1	2.07	0.55
1:I:163:LYS:HG3	1:I:166:PHE:CG	2.41	0.55
1:K:67:ALA:HB3	1:K:513:ARG:CZ	2.36	0.55
1:L:408:VAL:HA	1:L:411:LEU:HD12	1.88	0.55
1:M:140:VAL:H	1:M:178:LYS:NZ	2.04	0.55
1:P:103:LEU:O	1:P:106:LYS:HB3	2.07	0.55
1:P:154:LEU:O	1:P:157:LYS:HB2	2.06	0.55
1:P:448:LEU:HD11	1:P:465:LEU:CD1	2.35	0.55
1:A:204:GLY:HA3	1:A:350:SER:HA	1.89	0.55
1:A:231:MET:HB2	1:A:284:TYR:H	1.71	0.55
1:D:185:ALA:CA	1:D:309:ARG:HD2	2.36	0.55
1:E:324:HIS:HB2	1:E:329:LYS:HE2	1.87	0.55
1:F:324:HIS:HB2	1:F:329:LYS:CE	2.36	0.55
1:G:205:PHE:HA	1:G:359:THR:OG1	2.07	0.55
1:I:284:TYR:O	1:I:287:PRO:HD2	2.07	0.55
1:K:364:GLY:HA3	1:K:370:LEU:HD11	1.88	0.55
1:M:123:ALA:HA	1:M:126:GLN:CD	2.27	0.55

Continued on next page...

Continued from previous page...

Atom-1	Atom-2	Interatomic distance (Å)	Clash overlap (Å)
1:M:226:ILE:HG12	1:M:278:ILE:HG23	1.88	0.55
1:N:325:PRO:C	1:N:326:GLU:HG3	2.26	0.55
1:A:114:ILE:HG21	1:A:503:ARG:NH2	2.22	0.55
1:A:334:LYS:CG	1:A:351:GLY:HA3	2.37	0.55
1:B:188:VAL:HG11	1:B:377:LEU:HD21	1.89	0.55
1:C:114:ILE:O	1:C:116:GLY:N	2.39	0.55
1:D:109:HIS:CB	1:H:442:GLY:HA2	2.36	0.55
1:D:173:ALA:CB	1:D:360:ILE:HD11	2.36	0.55
1:F:131:SER:H	1:F:403:LEU:CD2	2.16	0.55
1:F:148:ASN:HB3	1:F:481:THR:HG22	1.89	0.55
1:I:146:LEU:HD13	1:I:167:THR:O	2.06	0.55
1:I:166:PHE:CE2	1:I:362:LEU:HD22	2.42	0.55
1:J:52:ASN:HB3	1:J:375:ARG:HD3	1.88	0.55
1:K:54:GLY:O	1:K:58:LEU:HD23	2.06	0.55
1:K:146:LEU:HD22	1:K:167:THR:HG23	1.89	0.55
1:L:74:MET:SD	1:L:497:ALA:HB2	2.47	0.55
1:L:176:ARG:HH21	1:L:360:ILE:CD1	2.17	0.55
1:L:204:GLY:O	1:L:359:THR:HB	2.07	0.55
1:M:173:ALA:HA	1:M:176:ARG:CZ	2.37	0.55
1:O:443:TYR:CD1	1:O:470:GLY:CA	2.90	0.55
1:O:508:ILE:CG2	1:O:509:LYS:H	2.14	0.55
1:A:58:LEU:HB3	1:A:72:VAL:HG11	1.87	0.55
1:A:68:ALA:O	1:A:72:VAL:HG23	2.06	0.55
1:B:82:VAL:HB	1:B:485:GLN:CB	2.35	0.55
1:B:316:GLY:O	1:B:330:LEU:HB2	2.07	0.55
1:C:82:VAL:HB	1:C:485:GLN:HB2	1.88	0.55
1:D:442:GLY:HA3	1:E:109:HIS:CE1	2.42	0.55
1:F:317:GLU:CB	1:F:329:LYS:HG2	2.37	0.55
1:F:380:ALA:O	1:F:384:LEU:HD23	2.07	0.55
1:F:446:ALA:N	1:O:108:ILE:HG12	2.22	0.55
1:F:448:LEU:HA	1:F:451:GLN:HE21	1.71	0.55
1:F:484:PHE:HE2	1:F:488:ARG:NE	2.04	0.55
1:G:59:LYS:CE	1:G:76:ARG:HD3	2.37	0.55
1:G:216:PRO:CG	1:G:295:GLY:HA2	2.37	0.55
1:I:173:ALA:O	1:I:176:ARG:HG2	2.06	0.55
1:L:38:ILE:HG22	1:L:50:VAL:HG23	1.89	0.55
1:A:372:GLU:O	1:A:375:ARG:HB3	2.07	0.55
1:B:402:MET:CE	1:B:453:ARG:HG2	2.37	0.55
1:C:52:ASN:HB2	1:C:375:ARG:NH1	2.22	0.55
1:C:57:ILE:HD12	1:H:1:ALA:HA	1.89	0.55
1:C:280:ARG:O	1:C:281:GLN:HB3	2.07	0.55

Continued on next page...

Continued from previous page...

Atom-1	Atom-2	Interatomic distance (Å)	Clash overlap (Å)
1:D:28:SER:O	1:D:34:GLY:HA2	2.07	0.55
1:D:146:LEU:HB2	1:D:171:VAL:HG21	1.87	0.55
1:D:191:LYS:HB3	1:D:363:ARG:HD2	1.89	0.55
1:F:145:ASP:OD1	1:F:171:VAL:HB	2.06	0.55
1:F:434:PRO:HB3	1:F:452:LEU:CD2	2.37	0.55
1:H:33:LYS:HA	1:H:158:LEU:HD12	1.89	0.55
1:I:126:GLN:HE21	1:I:411:LEU:HD11	1.72	0.55
1:K:269:ILE:HG23	1:K:274:ILE:HG21	1.89	0.55
1:K:316:GLY:O	1:K:330:LEU:HB2	2.07	0.55
1:L:36:ASP:OD2	1:L:369:ILE:HG23	2.07	0.55
1:L:334:LYS:HG2	1:L:351:GLY:HA3	1.89	0.55
1:M:168:LYS:O	1:M:171:VAL:HG22	2.07	0.55
1:M:191:LYS:HG3	1:M:193:GLY:H	1.71	0.55
1:M:354:LEU:HD23	1:M:356:GLU:H	1.72	0.55
1:M:452:LEU:HD13	1:M:465:LEU:CD1	2.37	0.55
1:O:51:THR:CA	1:O:375:ARG:HD2	2.35	0.55
1:O:51:THR:HG21	1:O:56:THR:HB	1.89	0.55
1:O:276:CYS:HA	1:O:297:MET:O	2.06	0.55
1:P:52:ASN:HB2	1:P:375:ARG:HD3	1.89	0.55
1:P:78:GLN:OE1	1:P:489:GLN:HB2	2.07	0.55
1:P:141:LYS:HE2	1:P:144:GLN:HE21	1.71	0.55
1:A:162:HIS:HB3	1:A:198:ASP:OD2	2.06	0.55
1:A:166:PHE:CE1	1:A:198:ASP:HB3	2.40	0.55
1:C:82:VAL:HG13	1:C:83:GLY:N	2.22	0.55
1:D:284:TYR:O	1:D:287:PRO:HD2	2.07	0.55
1:D:352:VAL:HG22	1:D:355:GLY:H	1.72	0.55
1:E:231:MET:HG3	1:E:283:ILE:HG13	1.88	0.55
1:E:450:ALA:HB1	1:J:418:LYS:N	2.22	0.55
1:G:219:ILE:HB	1:G:275:ASN:HB3	1.89	0.55
1:H:334:LYS:O	1:H:335:LEU:HB2	2.07	0.55
1:H:381:LEU:HD13	1:H:381:LEU:C	2.26	0.55
1:I:232:ASP:HA	1:I:284:TYR:CD1	2.42	0.55
1:J:111:GLN:O	1:J:114:ILE:HB	2.06	0.55
1:K:161:HIS:CD2	1:K:162:HIS:H	2.25	0.55
1:L:77:VAL:HG21	1:P:366:THR:CB	2.37	0.55
1:L:506:ASN:OD1	1:P:25:LEU:HD21	2.07	0.55
1:O:32:PRO:HA	1:O:155:SER:C	2.26	0.55
1:A:29:THR:O	1:A:156:SER:HB2	2.06	0.55
1:B:143:ARG:HA	1:B:143:ARG:NE	2.22	0.55
1:C:78:GLN:HE22	1:C:489:GLN:HB2	1.72	0.55
1:C:216:PRO:CG	1:C:295:GLY:HA2	2.37	0.55

Continued on next page...

Continued from previous page...

Atom-1	Atom-2	Interatomic distance (Å)	Clash overlap (Å)
1:D:185:ALA:H	1:D:309:ARG:CD	2.19	0.55
1:F:27:LYS:O	1:F:436:ILE:HD11	2.06	0.55
1:H:219:ILE:HB	1:H:275:ASN:HB3	1.88	0.55
1:H:225:LEU:HD11	1:H:324:HIS:ND1	2.22	0.55
1:I:22:ILE:HG22	1:N:1:ALA:H3	1.71	0.55
1:I:78:GLN:OE1	1:I:489:GLN:HB2	2.07	0.55
1:J:41:SER:HB3	1:J:45:ASP:OD2	2.07	0.55
1:K:29:THR:O	1:K:156:SER:HA	2.07	0.55
1:K:166:PHE:CE1	1:K:198:ASP:HB3	2.42	0.55
1:K:366:THR:O	1:K:366:THR:HG22	2.07	0.55
1:M:75:SER:O	1:M:78:GLN:HB3	2.07	0.55
1:M:166:PHE:HD2	1:M:362:LEU:HD22	1.71	0.55
1:M:171:VAL:CG1	1:M:384:LEU:HG	2.37	0.55
1:M:231:MET:HG3	1:M:283:ILE:HG13	1.89	0.55
1:M:235:LYS:O	1:M:236:ILE:HG22	2.07	0.55
1:O:222:ALA:HA	1:O:275:ASN:OD1	2.07	0.55
1:B:185:ALA:HB1	1:B:357:ALA:CB	2.34	0.54
1:C:280:ARG:HD2	1:C:304:PHE:HB2	1.88	0.54
1:C:399:CYS:HA	1:C:456:HIS:NE2	2.22	0.54
1:C:421:VAL:HG23	1:L:450:ALA:HB2	1.89	0.54
1:C:431:ARG:CZ	1:C:431:ARG:HA	2.36	0.54
1:E:32:PRO:HD2	1:E:467:MET:SD	2.47	0.54
1:E:106:LYS:HE2	1:J:446:ALA:HB1	1.89	0.54
1:E:188:VAL:HB	1:E:377:LEU:HD22	1.89	0.54
1:E:450:ALA:CA	1:J:417:GLY:HA3	2.36	0.54
1:I:12:ARG:HG2	1:I:502:LEU:HD12	1.89	0.54
1:L:176:ARG:NH2	1:L:360:ILE:HD12	2.16	0.54
1:M:57:ILE:HG23	1:M:58:LEU:HD23	1.88	0.54
1:M:141:LYS:HG2	1:M:144:GLN:HB2	1.89	0.54
1:M:176:ARG:HE	1:M:358:CYS:HB2	1.72	0.54
1:N:226:ILE:HG12	1:N:278:ILE:CG2	2.36	0.54
1:O:157:LYS:HB3	1:O:159:LEU:HD11	1.87	0.54
1:O:185:ALA:HB3	1:O:357:ALA:CB	2.35	0.54
1:P:148:ASN:CB	1:P:481:THR:HG22	2.35	0.54
1:C:38:ILE:HD13	1:H:505:ASP:O	2.07	0.54
1:C:399:CYS:SG	1:C:464:GLY:HA3	2.47	0.54
1:D:448:LEU:C	1:D:448:LEU:HD13	2.27	0.54
1:F:38:ILE:HD12	1:F:48:LEU:CD2	2.34	0.54
1:I:95:GLU:OE2	1:I:432:MET:HB3	2.07	0.54
1:I:95:GLU:CD	1:I:432:MET:HB3	2.28	0.54
1:I:106:LYS:HE2	1:I:421:VAL:HG11	1.88	0.54

Continued on next page...

Continued from previous page...

Atom-1	Atom-2	Interatomic distance (Å)	Clash overlap (Å)
1:I:287:PRO:O	1:I:291:PHE:HD1	1.90	0.54
1:J:367:GLN:CG	1:J:369:ILE:HB	2.36	0.54
1:L:154:LEU:HD22	1:L:167:THR:OG1	2.07	0.54
1:O:137:SER:OG	1:O:388:VAL:HG12	2.07	0.54
1:P:219:ILE:HB	1:P:275:ASN:HB3	1.89	0.54
1:A:27:LYS:HG3	1:A:436:ILE:HG13	1.88	0.54
1:A:250:LYS:O	1:A:253:GLU:HG2	2.07	0.54
1:B:139:GLU:O	1:B:140:VAL:HB	2.07	0.54
1:C:211:ILE:HG13	1:C:298:ALA:O	2.06	0.54
1:C:283:ILE:HG22	1:C:300:GLU:HG3	1.88	0.54
1:D:114:ILE:HA	1:D:117:TRP:CZ3	2.42	0.54
1:E:284:TYR:O	1:E:287:PRO:HD2	2.06	0.54
1:F:131:SER:N	1:F:403:LEU:HD23	2.17	0.54
1:F:417:GLY:C	1:O:450:ALA:HB1	2.27	0.54
1:H:112:THR:CG2	1:H:418:LYS:HE3	2.38	0.54
1:I:89:VAL:HB	1:I:490:VAL:HG23	1.89	0.54
1:J:154:LEU:HD22	1:J:167:THR:HB	1.89	0.54
1:K:183:LEU:HD13	1:K:385:ALA:CB	2.38	0.54
1:L:211:ILE:HG13	1:L:298:ALA:O	2.06	0.54
1:M:171:VAL:O	1:M:174:VAL:HG22	2.08	0.54
1:N:433:LEU:O	1:N:436:ILE:HG22	2.08	0.54
1:O:433:LEU:O	1:O:437:ILE:HG12	2.06	0.54
1:P:75:SER:O	1:P:78:GLN:HB3	2.08	0.54
1:P:82:VAL:HG13	1:P:83:GLY:N	2.22	0.54
1:P:208:ASP:O	1:P:209:LYS:HG3	2.08	0.54
1:P:274:ILE:O	1:P:296:VAL:HG22	2.07	0.54
1:P:369:ILE:HG23	1:P:372:GLU:CD	2.28	0.54
1:A:37:LYS:HB3	1:C:512:PRO:CG	2.37	0.54
1:A:280:ARG:O	1:A:281:GLN:HB3	2.06	0.54
1:B:32:PRO:HA	1:B:155:SER:HB3	1.90	0.54
1:C:39:LEU:HD22	1:H:2:GLY:C	2.28	0.54
1:C:133:VAL:HG12	1:C:393:THR:O	2.08	0.54
1:C:324:HIS:HB2	1:C:329:LYS:HE2	1.90	0.54
1:D:280:ARG:HD3	1:D:304:PHE:HB2	1.88	0.54
1:E:185:ALA:HB1	1:E:357:ALA:HB1	1.87	0.54
1:E:390:ASP:HB3	1:E:485:GLN:HE22	1.71	0.54
1:E:462:THR:O	1:E:475:MET:HB3	2.08	0.54
1:F:168:LYS:O	1:F:171:VAL:HG22	2.08	0.54
1:G:102:SER:O	1:G:105:ALA:HB3	2.07	0.54
1:G:334:LYS:CE	1:G:351:GLY:HA3	2.36	0.54
1:I:158:LEU:HB3	1:I:372:GLU:OE2	2.07	0.54

Continued on next page...

Continued from previous page...

Atom-1	Atom-2	Interatomic distance (Å)	Clash overlap (Å)
1:I:231:MET:HB2	1:I:284:TYR:H	1.72	0.54
1:J:274:ILE:O	1:J:296:VAL:HG22	2.06	0.54
1:M:29:THR:O	1:M:156:SER:HB2	2.08	0.54
1:M:309:ARG:O	1:M:313:VAL:HG23	2.08	0.54
1:P:280:ARG:HD2	1:P:304:PHE:HB2	1.89	0.54
1:E:27:LYS:HE3	1:J:107:LYS:NZ	2.23	0.54
1:F:171:VAL:O	1:F:175:LEU:HG	2.07	0.54
1:G:111:GLN:HE21	1:G:503:ARG:HB2	1.72	0.54
1:G:178:LYS:HD3	1:G:388:VAL:HG21	1.90	0.54
1:H:190:LYS:O	1:H:190:LYS:HD2	2.08	0.54
1:I:99:GLU:O	1:I:103:LEU:HD13	2.08	0.54
1:K:176:ARG:HE	1:K:358:CYS:HB2	1.72	0.54
1:K:448:LEU:HD13	1:K:448:LEU:C	2.28	0.54
1:M:67:ALA:HA	1:M:507:ILE:HG13	1.88	0.54
1:P:188:VAL:HA	1:P:360:ILE:O	2.08	0.54
1:A:159:LEU:HG	1:A:163:LYS:CG	2.36	0.54
1:B:99:GLU:OE2	1:B:428:LYS:HE3	2.08	0.54
1:B:124:ALA:HB1	1:B:491:LEU:HD13	1.89	0.54
1:C:82:VAL:CB	1:C:485:GLN:HB2	2.37	0.54
1:C:116:GLY:H	1:C:422:ALA:CB	2.19	0.54
1:C:369:ILE:O	1:C:372:GLU:HB3	2.08	0.54
1:D:82:VAL:HA	1:D:386:GLN:HG3	1.90	0.54
1:D:211:ILE:CD1	1:D:297:MET:HG3	2.28	0.54
1:H:24:ASP:O	1:H:27:LYS:HG2	2.07	0.54
1:H:276:CYS:HA	1:H:297:MET:O	2.08	0.54
1:H:450:ALA:HB2	1:P:420:ALA:HB3	1.88	0.54
1:J:109:HIS:O	1:J:112:THR:HG22	2.07	0.54
1:J:334:LYS:CG	1:J:351:GLY:HA3	2.38	0.54
1:J:372:GLU:HG3	1:J:375:ARG:CZ	2.37	0.54
1:K:268:ARG:O	1:K:271:LYS:HB3	2.07	0.54
1:L:250:LYS:O	1:L:253:GLU:HG2	2.06	0.54
1:M:211:ILE:HG13	1:M:298:ALA:O	2.08	0.54
1:O:57:ILE:HG23	1:O:58:LEU:CD2	2.37	0.54
1:P:173:ALA:HA	1:P:176:ARG:CZ	2.37	0.54
1:B:274:ILE:HG23	1:B:274:ILE:O	2.08	0.54
1:C:408:VAL:HA	1:C:411:LEU:HD12	1.90	0.54
1:D:57:ILE:HG13	1:E:510:ALA:N	2.22	0.54
1:D:163:LYS:HA	1:D:166:PHE:CE1	2.43	0.54
1:D:191:LYS:HA	1:D:191:LYS:HE2	1.89	0.54
1:E:183:LEU:HD12	1:E:381:LEU:CD1	2.38	0.54
1:E:321:THR:O	1:E:323:ASP:N	2.40	0.54

Continued on next page...

Continued from previous page...

Atom-1	Atom-2	Interatomic distance (Å)	Clash overlap (Å)
1:G:22:ILE:HD12	1:G:90:THR:CG2	2.38	0.54
1:H:39:LEU:HD11	1:H:57:ILE:HD11	1.89	0.54
1:H:111:GLN:O	1:H:114:ILE:HB	2.08	0.54
1:H:174:VAL:HG12	1:H:381:LEU:HA	1.89	0.54
1:I:7:ARG:CZ	1:O:25:LEU:HD12	2.37	0.54
1:J:386:GLN:HB3	1:J:485:GLN:NE2	2.23	0.54
1:K:425:SER:O	1:K:428:LYS:HG2	2.08	0.54
1:K:448:LEU:HA	1:K:451:GLN:HE21	1.73	0.54
1:M:16:PHE:HA	1:M:97:LEU:HD23	1.89	0.54
1:O:106:LYS:NZ	1:O:421:VAL:HG21	2.23	0.54
1:O:207:LEU:HD22	1:O:208:ASP:H	1.71	0.54
1:O:219:ILE:HD11	1:O:336:ILE:HB	1.89	0.54
1:P:178:LYS:HG2	1:P:178:LYS:O	2.07	0.54
1:B:29:THR:O	1:B:156:SER:HB2	2.08	0.54
1:C:210:LYS:HE2	1:C:212:GLY:O	2.08	0.54
1:C:265:LYS:HE2	1:C:322:PHE:CE1	2.43	0.54
1:C:364:GLY:HA3	1:C:370:LEU:HD11	1.88	0.54
1:D:185:ALA:N	1:D:309:ARG:HD2	2.23	0.54
1:G:313:VAL:HG22	1:G:357:ALA:HB3	1.88	0.54
1:H:38:ILE:CG2	1:H:50:VAL:HB	2.37	0.54
1:H:82:VAL:HG11	1:H:486:VAL:CA	2.38	0.54
1:H:185:ALA:HA	1:H:309:ARG:CG	2.38	0.54
1:I:133:VAL:HG21	1:I:392:ARG:HE	1.72	0.54
1:K:111:GLN:O	1:K:114:ILE:HB	2.07	0.54
1:L:63:VAL:CG1	1:M:2:GLY:HA3	2.37	0.54
1:L:204:GLY:HA3	1:L:350:SER:HA	1.90	0.54
1:N:219:ILE:HB	1:N:275:ASN:HB3	1.89	0.54
1:O:231:MET:HB2	1:O:284:TYR:H	1.71	0.54
1:O:324:HIS:O	1:O:328:VAL:HG22	2.08	0.54
1:A:146:LEU:HD23	1:A:148:ASN:H	1.73	0.54
1:B:160:THR:HA	1:B:163:LYS:HB3	1.90	0.54
1:C:324:HIS:HB2	1:C:329:LYS:HZ3	1.72	0.54
1:D:58:LEU:HB3	1:D:72:VAL:CG1	2.36	0.54
1:G:65:ASN:CG	1:G:66:PRO:HD3	2.28	0.54
1:J:309:ARG:O	1:J:313:VAL:HG23	2.08	0.54
1:J:417:GLY:HA2	1:J:420:ALA:HB3	1.89	0.54
1:K:146:LEU:HB2	1:K:171:VAL:HG21	1.89	0.54
1:K:191:LYS:HZ3	1:K:346:LEU:HD21	1.71	0.54
1:M:173:ALA:HA	1:M:176:ARG:NH1	2.23	0.54
1:N:159:LEU:HG	1:N:163:LYS:HB2	1.88	0.54
1:O:115:ALA:O	1:O:118:ARG:HB3	2.08	0.54

Continued on next page...

Continued from previous page...

Atom-1	Atom-2	Interatomic distance (Å)	Clash overlap (Å)
1:O:317:GLU:CB	1:O:329:LYS:HG2	2.36	0.54
1:P:334:LYS:CG	1:P:351:GLY:HA3	2.37	0.54
1:C:503:ARG:O	1:C:503:ARG:HG2	2.06	0.54
1:D:22:ILE:HD12	1:D:90:THR:CG2	2.38	0.54
1:E:110:PRO:O	1:E:114:ILE:HG12	2.09	0.54
1:F:233:THR:HG21	1:F:261:LYS:HE2	1.89	0.54
1:F:324:HIS:HB2	1:F:329:LYS:HE2	1.89	0.54
1:G:408:VAL:HG21	1:G:427:ALA:HA	1.90	0.54
1:I:150:ALA:HB1	1:I:167:THR:OG1	2.08	0.54
1:I:265:LYS:HE2	1:I:322:PHE:CE1	2.43	0.54
1:J:38:ILE:HD12	1:K:509:LYS:CD	2.38	0.54
1:L:175:LEU:O	1:L:178:LYS:HG2	2.07	0.54
1:L:211:ILE:HD13	1:L:215:GLN:OE1	2.07	0.54
1:P:185:ALA:HB1	1:P:357:ALA:HB1	1.90	0.54
1:A:106:LYS:HE3	1:M:446:ALA:HB2	1.90	0.53
1:A:124:ALA:HA	1:A:491:LEU:HD13	1.89	0.53
1:A:335:LEU:HD21	1:A:337:GLU:OE2	2.08	0.53
1:B:75:SER:O	1:B:78:GLN:HB3	2.08	0.53
1:B:401:GLU:HG2	1:B:433:LEU:HD22	1.90	0.53
1:C:113:ILE:O	1:C:422:ALA:HB2	2.07	0.53
1:C:405:ALA:HB2	1:C:430:LEU:HB2	1.90	0.53
1:G:412:ALA:HB1	1:G:424:GLU:HB3	1.89	0.53
1:H:369:ILE:HA	1:H:372:GLU:HB2	1.89	0.53
1:I:50:VAL:HG22	1:I:375:ARG:HH22	1.70	0.53
1:I:52:ASN:N	1:I:375:ARG:HD3	2.17	0.53
1:I:226:ILE:O	1:I:329:LYS:HE3	2.08	0.53
1:J:411:LEU:HB3	1:J:423:MET:SD	2.48	0.53
1:J:452:LEU:HD11	1:J:456:HIS:CE1	2.43	0.53
1:K:78:GLN:NE2	1:K:82:VAL:HG21	2.23	0.53
1:K:402:MET:SD	1:K:453:ARG:HA	2.48	0.53
1:L:51:THR:HA	1:L:375:ARG:HD2	1.89	0.53
1:L:150:ALA:O	1:L:154:LEU:HB2	2.07	0.53
1:M:207:LEU:HD22	1:M:208:ASP:H	1.73	0.53
1:M:345:LYS:C	1:M:346:LEU:HD12	2.29	0.53
1:P:126:GLN:OE1	1:P:408:VAL:HG12	2.07	0.53
1:P:173:ALA:CB	1:P:360:ILE:HD11	2.37	0.53
1:B:369:ILE:HD11	1:F:496:GLU:OE1	2.08	0.53
1:D:433:LEU:HB2	1:D:434:PRO:HD3	1.90	0.53
1:E:225:LEU:HD11	1:E:324:HIS:CE1	2.44	0.53
1:E:446:ALA:H	1:J:108:ILE:CD1	2.20	0.53
1:F:206:LEU:HG	1:F:361:VAL:CG2	2.38	0.53

Continued on next page...

Continued from previous page...

Atom-1	Atom-2	Interatomic distance (Å)	Clash overlap (Å)
1:G:226:ILE:HD13	1:G:307:VAL:HG13	1.91	0.53
1:G:431:ARG:HH21	1:G:434:PRO:HG2	1.73	0.53
1:I:35:MET:CE	1:N:504:VAL:HG11	2.37	0.53
1:J:280:ARG:HD2	1:J:304:PHE:HB2	1.89	0.53
1:K:32:PRO:HA	1:K:155:SER:CB	2.39	0.53
1:M:334:LYS:CG	1:M:351:GLY:HA3	2.37	0.53
1:M:390:ASP:CB	1:M:485:GLN:HE22	2.20	0.53
1:N:50:VAL:HG21	1:N:368:GLN:HG3	1.89	0.53
1:N:223:LYS:HB2	1:N:274:ILE:HA	1.90	0.53
1:P:367:GLN:CG	1:P:369:ILE:HB	2.39	0.53
1:A:485:GLN:HB2	1:A:489:GLN:HE22	1.73	0.53
1:B:443:TYR:CD2	1:B:470:GLY:HA2	2.44	0.53
1:B:496:GLU:HB3	1:G:367:GLN:HE22	1.74	0.53
1:D:19:ALA:HB3	1:D:98:ARG:HH22	1.73	0.53
1:D:106:LYS:HD2	1:K:446:ALA:HA	1.91	0.53
1:E:166:PHE:HD2	1:E:362:LEU:HD22	1.74	0.53
1:F:148:ASN:HA	1:F:479:GLY:O	2.09	0.53
1:H:108:ILE:HG12	1:H:109:HIS:H	1.73	0.53
1:I:112:THR:HB	1:I:418:LYS:NZ	2.24	0.53
1:I:245:VAL:HG11	1:I:250:LYS:CG	2.38	0.53
1:L:266:VAL:HB	1:L:290:LEU:HD21	1.90	0.53
1:M:99:GLU:O	1:M:103:LEU:HD13	2.08	0.53
1:N:402:MET:SD	1:N:453:ARG:HA	2.49	0.53
1:P:146:LEU:CD2	1:P:167:THR:HG23	2.38	0.53
1:P:159:LEU:HG	1:P:163:LYS:HD2	1.89	0.53
1:A:106:LYS:HE2	1:A:113:ILE:CD1	2.29	0.53
1:A:372:GLU:HG3	1:A:375:ARG:CZ	2.38	0.53
1:A:485:GLN:HB3	1:A:488:ARG:HH21	1.74	0.53
1:B:149:ILE:HD12	1:B:483:SER:N	2.24	0.53
1:B:500:VAL:O	1:B:503:ARG:HB3	2.09	0.53
1:D:438:ALA:CB	1:D:448:LEU:HG	2.38	0.53
1:F:116:GLY:HA3	1:F:422:ALA:HB1	1.91	0.53
1:H:106:LYS:HE3	1:H:418:LYS:HA	1.91	0.53
1:H:502:LEU:C	1:H:502:LEU:HD23	2.28	0.53
1:J:402:MET:SD	1:J:456:HIS:HB2	2.48	0.53
1:J:431:ARG:HH21	1:J:434:PRO:HG2	1.73	0.53
1:K:203:GLU:CG	1:K:350:SER:HB2	2.39	0.53
1:K:280:ARG:HD2	1:K:304:PHE:HB2	1.90	0.53
1:M:188:VAL:HG11	1:M:377:LEU:HD23	1.90	0.53
1:N:141:LYS:HG2	1:N:144:GLN:HB2	1.90	0.53
1:N:323:ASP:C	1:N:325:PRO:HD2	2.29	0.53

Continued on next page...

Continued from previous page...

Atom-1	Atom-2	Interatomic distance (Å)	Clash overlap (Å)
1:N:452:LEU:HD13	1:N:465:LEU:CD1	2.39	0.53
1:P:498:ALA:C	1:P:500:VAL:HB	2.28	0.53
1:A:61:ILE:HG12	1:C:1:ALA:HA	1.90	0.53
1:A:153:THR:HG21	1:A:379:ASP:HB3	1.90	0.53
1:A:451:GLN:NE2	1:A:471:THR:HA	2.23	0.53
1:A:511:ALA:H	1:A:512:PRO:HD3	1.71	0.53
1:B:113:ILE:CG2	1:B:422:ALA:HB2	2.39	0.53
1:B:113:ILE:HG13	1:B:418:LYS:HD2	1.90	0.53
1:B:154:LEU:CD2	1:B:167:THR:HB	2.38	0.53
1:C:95:GLU:HA	1:C:98:ARG:HD2	1.90	0.53
1:D:177:LEU:CD1	1:D:186:ILE:HD11	2.38	0.53
1:D:396:GLY:HA3	1:D:480:ILE:HG22	1.90	0.53
1:D:507:ILE:HG23	1:H:38:ILE:CG1	2.38	0.53
1:E:191:LYS:HZ3	1:E:346:LEU:HD21	1.72	0.53
1:E:280:ARG:HD2	1:E:304:PHE:HB2	1.91	0.53
1:E:417:GLY:HA2	1:E:420:ALA:CB	2.32	0.53
1:F:171:VAL:HG13	1:F:384:LEU:HG	1.89	0.53
1:G:269:ILE:HG12	1:G:274:ILE:HG21	1.90	0.53
1:G:402:MET:CE	1:G:453:ARG:HG2	2.39	0.53
1:H:405:ALA:HA	1:H:408:VAL:HG22	1.90	0.53
1:I:15:SER:HB3	1:I:501:ILE:HG22	1.89	0.53
1:J:116:GLY:O	1:J:119:GLU:HB2	2.09	0.53
1:J:317:GLU:HB2	1:J:329:LYS:HD3	1.90	0.53
1:K:177:LEU:HD11	1:K:186:ILE:HD12	1.91	0.53
1:L:367:GLN:HG2	1:L:369:ILE:HB	1.90	0.53
1:M:322:PHE:HA	1:M:324:HIS:CD2	2.43	0.53
1:N:125:ARG:HA	1:N:128:LEU:HD12	1.89	0.53
1:N:284:TYR:O	1:N:287:PRO:HD2	2.09	0.53
1:C:32:PRO:HD2	1:C:467:MET:CE	2.39	0.53
1:C:187:HIS:O	1:C:359:THR:HG23	2.09	0.53
1:D:54:GLY:O	1:D:58:LEU:HD23	2.09	0.53
1:D:171:VAL:HA	1:D:174:VAL:HG22	1.90	0.53
1:E:124:ALA:HB1	1:E:491:LEU:CD1	2.38	0.53
1:I:35:MET:HA	1:N:7:ARG:HH21	1.72	0.53
1:I:82:VAL:HG11	1:I:485:GLN:CB	2.38	0.53
1:J:126:GLN:NE2	1:J:411:LEU:HD11	2.23	0.53
1:J:438:ALA:CB	1:J:448:LEU:HG	2.37	0.53
1:L:32:PRO:HA	1:L:155:SER:O	2.09	0.53
1:L:284:TYR:O	1:L:287:PRO:HD2	2.09	0.53
1:L:368:GLN:HE22	1:M:508:ILE:HG21	1.73	0.53
1:M:280:ARG:HD2	1:M:304:PHE:HB2	1.89	0.53

Continued on next page...

Continued from previous page...

Atom-1	Atom-2	Interatomic distance (Å)	Clash overlap (Å)
1:N:52:ASN:ND2	1:N:375:ARG:HH22	2.06	0.53
1:N:168:LYS:O	1:N:171:VAL:HG22	2.09	0.53
1:O:69:LYS:HB2	1:O:509:LYS:HE2	1.90	0.53
1:P:89:VAL:HG12	1:P:490:VAL:HG23	1.90	0.53
1:P:103:LEU:HG	1:P:113:ILE:CD1	2.38	0.53
1:A:3:ALA:HB3	1:F:40:LEU:O	2.09	0.53
1:A:37:LYS:HG2	1:A:52:ASN:HA	1.90	0.53
1:A:175:LEU:O	1:A:178:LYS:HG2	2.09	0.53
1:A:274:ILE:HG23	1:A:296:VAL:CG2	2.39	0.53
1:B:39:LEU:CD2	1:F:508:ILE:HB	2.37	0.53
1:C:114:ILE:CB	1:C:504:VAL:HG13	2.38	0.53
1:D:502:LEU:O	1:D:502:LEU:HD13	2.09	0.53
1:H:109:HIS:O	1:H:112:THR:HB	2.08	0.53
1:H:146:LEU:CD2	1:H:147:MET:H	2.18	0.53
1:I:51:THR:HG21	1:I:57:ILE:HB	1.91	0.53
1:I:274:ILE:HG23	1:I:296:VAL:CG2	2.39	0.53
1:I:431:ARG:O	1:I:434:PRO:HD2	2.09	0.53
1:J:99:GLU:O	1:J:102:SER:HB2	2.08	0.53
1:L:25:LEU:HD11	1:M:5:GLU:CA	2.39	0.53
1:L:324:HIS:O	1:L:329:LYS:HG3	2.07	0.53
1:N:431:ARG:CZ	1:N:431:ARG:HA	2.39	0.53
1:O:96:LEU:O	1:O:96:LEU:HD22	2.09	0.53
1:A:32:PRO:HA	1:A:155:SER:CB	2.39	0.53
1:A:119:GLU:O	1:A:122:LYS:HB3	2.08	0.53
1:C:19:ALA:HB1	1:C:94:ALA:HA	1.91	0.53
1:C:125:ARG:O	1:C:129:LEU:HB2	2.08	0.53
1:C:158:LEU:HD13	1:H:111:GLN:HG2	1.91	0.53
1:C:366:THR:H	1:C:370:LEU:HD22	1.74	0.53
1:D:174:VAL:HA	1:D:177:LEU:HD12	1.90	0.53
1:D:258:GLU:OE2	1:D:284:TYR:HE2	1.92	0.53
1:D:287:PRO:O	1:D:291:PHE:HD1	1.92	0.53
1:G:50:VAL:O	1:G:375:ARG:CZ	2.57	0.53
1:H:11:ALA:HB1	1:H:505:ASP:HB3	1.90	0.53
1:I:32:PRO:HA	1:I:155:SER:HB3	1.90	0.53
1:I:222:ALA:HA	1:I:275:ASN:OD1	2.09	0.53
1:I:283:ILE:HG22	1:I:300:GLU:CG	2.39	0.53
1:J:52:ASN:H	1:J:375:ARG:CZ	2.22	0.53
1:J:92:LEU:HD11	1:J:433:LEU:CD2	2.35	0.53
1:L:176:ARG:NH2	1:L:201:LEU:HD21	2.23	0.53
1:L:198:ASP:O	1:L:363:ARG:HB2	2.09	0.53
1:L:265:LYS:HE2	1:L:322:PHE:CZ	2.44	0.53

Continued on next page...

Continued from previous page...

Atom-1	Atom-2	Interatomic distance (Å)	Clash overlap (Å)
1:L:417:GLY:O	1:L:418:LYS:HB3	2.09	0.53
1:M:206:LEU:HD11	1:M:346:LEU:CD2	2.36	0.53
1:P:15:SER:HB3	1:P:501:ILE:HD12	1.89	0.53
1:P:78:GLN:HG3	1:P:83:GLY:HA2	1.91	0.53
1:P:171:VAL:HA	1:P:174:VAL:HG22	1.90	0.53
1:A:503:ARG:NH1	1:F:158:LEU:HD22	2.23	0.53
1:C:334:LYS:CD	1:C:351:GLY:HA3	2.38	0.53
1:D:66:PRO:HA	1:D:510:ALA:C	2.29	0.53
1:D:85:GLY:HA2	1:D:153:THR:OG1	2.09	0.53
1:E:446:ALA:HB2	1:J:106:LYS:CG	2.38	0.53
1:F:352:VAL:HG22	1:F:355:GLY:H	1.74	0.53
1:F:390:ASP:HB3	1:F:485:GLN:HE22	1.74	0.53
1:G:369:ILE:O	1:G:372:GLU:HB3	2.09	0.53
1:H:32:PRO:CA	1:H:155:SER:O	2.50	0.53
1:H:118:ARG:O	1:H:121:THR:HB	2.09	0.53
1:I:128:LEU:HD21	1:I:488:ARG:HG2	1.90	0.53
1:J:105:ALA:O	1:J:107:LYS:HG3	2.09	0.53
1:J:148:ASN:HA	1:J:479:GLY:C	2.29	0.53
1:J:396:GLY:HA3	1:J:480:ILE:HG22	1.90	0.53
1:K:32:PRO:CD	1:K:467:MET:SD	2.97	0.53
1:K:68:ALA:O	1:K:72:VAL:HG23	2.08	0.53
1:K:148:ASN:CA	1:K:480:ILE:HA	2.38	0.53
1:K:219:ILE:HB	1:K:275:ASN:HB3	1.91	0.53
1:K:451:GLN:HE22	1:K:471:THR:HA	1.72	0.53
1:L:154:LEU:HD22	1:L:167:THR:CB	2.39	0.53
1:M:30:LEU:HD23	1:M:86:THR:HB	1.90	0.53
1:M:367:GLN:HG2	1:M:369:ILE:H	1.73	0.53
1:M:507:ILE:CG2	1:M:507:ILE:O	2.56	0.53
1:N:64:ASP:CG	1:N:513:ARG:HH12	2.12	0.53
1:O:203:GLU:HG2	1:O:350:SER:HB2	1.91	0.53
1:P:434:PRO:HB3	1:P:452:LEU:CD2	2.39	0.53
1:A:52:ASN:OD1	1:A:157:LYS:HG2	2.09	0.53
1:B:1:ALA:H3	1:G:57:ILE:HD11	1.74	0.53
1:B:107:LYS:HD3	1:N:506:ASN:HD21	1.74	0.53
1:B:163:LYS:HD2	1:B:166:PHE:CG	2.44	0.53
1:C:55:ALA:O	1:C:59:LYS:HG3	2.09	0.53
1:C:154:LEU:HD21	1:C:163:LYS:NZ	2.23	0.53
1:C:159:LEU:HD11	1:C:376:SER:HB2	1.89	0.53
1:D:38:ILE:HA	1:D:49:MET:O	2.07	0.53
1:D:104:ILE:HG13	1:D:105:ALA:N	2.22	0.53
1:E:54:GLY:O	1:E:58:LEU:HD23	2.09	0.53

Continued on next page...

Continued from previous page...

Atom-1	Atom-2	Interatomic distance (Å)	Clash overlap (Å)
1:F:231:MET:HG3	1:F:283:ILE:HG13	1.89	0.53
1:G:173:ALA:HA	1:G:176:ARG:CZ	2.39	0.53
1:I:36:ASP:OD1	1:I:52:ASN:HB2	2.09	0.53
1:J:40:LEU:HD22	1:J:41:SER:N	2.23	0.53
1:J:159:LEU:CD1	1:J:372:GLU:HG2	2.34	0.53
1:J:219:ILE:HB	1:J:275:ASN:HB3	1.89	0.53
1:K:52:ASN:ND2	1:K:157:LYS:HG2	2.24	0.53
1:L:96:LEU:HD21	1:L:117:TRP:CZ2	2.44	0.53
1:L:190:LYS:HD2	1:L:190:LYS:C	2.29	0.53
1:L:390:ASP:HB3	1:L:485:GLN:CD	2.29	0.53
1:L:448:LEU:HD21	1:L:465:LEU:CD1	2.38	0.53
1:M:82:VAL:HG11	1:M:486:VAL:HA	1.90	0.53
1:N:9:GLU:HB3	1:N:507:ILE:CD1	2.38	0.53
1:N:176:ARG:HH21	1:N:201:LEU:HD21	1.73	0.53
1:O:187:HIS:O	1:O:359:THR:HG23	2.08	0.53
1:P:408:VAL:HB	1:P:427:ALA:CB	2.39	0.53
1:A:225:LEU:HD12	1:A:329:LYS:HE2	1.92	0.52
1:A:324:HIS:HB2	1:A:329:LYS:HZ3	1.73	0.52
1:A:431:ARG:NH1	1:A:453:ARG:HD3	2.24	0.52
1:D:109:HIS:CE1	1:D:111:GLN:HB2	2.45	0.52
1:D:277:PHE:CE2	1:D:279:ASN:HB2	2.44	0.52
1:E:310:LEU:O	1:E:313:VAL:HB	2.09	0.52
1:F:159:LEU:HG	1:F:163:LYS:HG2	1.89	0.52
1:F:192:LEU:H	1:F:192:LEU:HD12	1.74	0.52
1:G:219:ILE:O	1:G:220:GLU:HG2	2.09	0.52
1:H:352:VAL:HG22	1:H:355:GLY:H	1.74	0.52
1:H:367:GLN:HE21	1:H:369:ILE:HB	1.74	0.52
1:J:162:HIS:HB3	1:J:198:ASP:OD2	2.09	0.52
1:J:215:GLN:HG3	1:J:292:GLY:HA2	1.90	0.52
1:J:500:VAL:HG22	1:J:504:VAL:HG21	1.91	0.52
1:J:508:ILE:HG13	1:N:48:LEU:HD13	1.90	0.52
1:L:89:VAL:CG1	1:L:490:VAL:HG23	2.39	0.52
1:L:206:LEU:HD11	1:L:346:LEU:HD11	1.89	0.52
1:L:341:ILE:O	1:L:343:GLU:N	2.42	0.52
1:M:50:VAL:O	1:M:375:ARG:HD3	2.10	0.52
1:N:9:GLU:HB3	1:N:507:ILE:HD12	1.91	0.52
1:N:154:LEU:HD11	1:N:163:LYS:NZ	2.24	0.52
1:O:157:LYS:HB3	1:O:159:LEU:HD13	1.90	0.52
1:A:284:TYR:O	1:A:287:PRO:HD2	2.09	0.52
1:B:51:THR:HA	1:B:375:ARG:HD3	1.91	0.52
1:B:324:HIS:CG	1:B:325:PRO:HD3	2.45	0.52

Continued on next page...

Continued from previous page...

Atom-1	Atom-2	Interatomic distance (Å)	Clash overlap (Å)
1:B:431:ARG:O	1:B:434:PRO:HD2	2.09	0.52
1:C:434:PRO:HB3	1:C:452:LEU:HD23	1.90	0.52
1:D:337:GLU:HG3	1:D:339:VAL:HG22	1.91	0.52
1:G:191:LYS:HB3	1:G:363:ARG:HG2	1.91	0.52
1:I:57:ILE:HG23	1:I:58:LEU:HD23	1.91	0.52
1:I:160:THR:HG23	1:I:164:ASP:HB3	1.91	0.52
1:I:401:GLU:HG2	1:I:433:LEU:CD2	2.40	0.52
1:I:500:VAL:HG13	1:O:368:GLN:NE2	2.24	0.52
1:J:268:ARG:O	1:J:271:LYS:HG2	2.10	0.52
1:J:455:ALA:HB2	1:J:472:ILE:HD12	1.90	0.52
1:M:259:LYS:O	1:M:262:MET:HB3	2.10	0.52
1:N:469:GLU:O	1:N:469:GLU:HG3	2.09	0.52
1:A:274:ILE:HG23	1:A:296:VAL:HG21	1.90	0.52
1:A:317:GLU:HB3	1:A:330:LEU:H	1.75	0.52
1:A:452:LEU:HD13	1:A:465:LEU:CD1	2.40	0.52
1:B:216:PRO:CG	1:B:295:GLY:HA2	2.39	0.52
1:B:405:ALA:HA	1:B:408:VAL:HG22	1.92	0.52
1:C:78:GLN:NE2	1:C:489:GLN:HB2	2.24	0.52
1:E:129:LEU:CD2	1:E:392:ARG:HH21	2.21	0.52
1:E:145:ASP:O	1:E:171:VAL:HG11	2.08	0.52
1:G:82:VAL:HG13	1:G:486:VAL:HG12	1.91	0.52
1:G:130:ASN:HD21	1:G:488:ARG:CG	2.22	0.52
1:H:287:PRO:O	1:H:291:PHE:HD2	1.91	0.52
1:I:171:VAL:O	1:I:174:VAL:HG22	2.09	0.52
1:K:334:LYS:HB3	1:K:351:GLY:HA3	1.90	0.52
1:L:63:VAL:HG11	1:M:2:GLY:HA3	1.92	0.52
1:L:149:ILE:HD12	1:L:482:GLU:HA	1.91	0.52
1:L:269:ILE:HG23	1:L:274:ILE:HG21	1.89	0.52
1:M:274:ILE:O	1:M:296:VAL:HG22	2.09	0.52
1:N:31:GLY:HA3	1:N:440:ASN:ND2	2.24	0.52
1:N:32:PRO:HD2	1:N:440:ASN:OD1	2.09	0.52
1:N:152:THR:OG1	1:N:480:ILE:HG21	2.08	0.52
1:N:222:ALA:HA	1:N:275:ASN:OD1	2.08	0.52
1:O:4:ASP:O	1:O:5:GLU:HG2	2.09	0.52
1:O:123:ALA:O	1:O:491:LEU:HD13	2.10	0.52
1:P:188:VAL:HG22	1:P:377:LEU:HD21	1.92	0.52
1:A:317:GLU:HB2	1:A:329:LYS:HA	1.92	0.52
1:B:263:LYS:HA	1:B:266:VAL:HG12	1.92	0.52
1:C:128:LEU:HD21	1:C:487:LYS:HB3	1.90	0.52
1:C:274:ILE:O	1:C:296:VAL:HG22	2.08	0.52
1:C:411:LEU:HB3	1:C:423:MET:HE1	1.90	0.52

Continued on next page...

Continued from previous page...

Atom-1	Atom-2	Interatomic distance (Å)	Clash overlap (Å)
1:D:85:GLY:O	1:D:153:THR:HA	2.09	0.52
1:D:114:ILE:HG23	1:D:499:GLU:HG2	1.91	0.52
1:E:446:ALA:H	1:J:108:ILE:HD12	1.74	0.52
1:F:310:LEU:O	1:F:313:VAL:HB	2.09	0.52
1:G:50:VAL:HG13	1:G:375:ARG:HH22	1.75	0.52
1:G:108:ILE:HG13	1:N:446:ALA:H	1.74	0.52
1:I:22:ILE:HD12	1:I:90:THR:CG2	2.39	0.52
1:I:35:MET:HG2	1:N:504:VAL:HG21	1.90	0.52
1:I:396:GLY:HA3	1:I:480:ILE:HG22	1.91	0.52
1:J:12:ARG:HD2	1:J:100:ALA:HB1	1.92	0.52
1:J:412:ALA:HB1	1:J:424:GLU:HB3	1.92	0.52
1:J:452:LEU:HA	1:J:472:ILE:HG21	1.91	0.52
1:L:32:PRO:HA	1:L:155:SER:C	2.29	0.52
1:L:52:ASN:OD1	1:L:157:LYS:HG2	2.09	0.52
1:L:159:LEU:CD2	1:L:163:LYS:HD3	2.38	0.52
1:L:226:ILE:HD11	1:L:310:LEU:HD12	1.91	0.52
1:N:475:MET:SD	1:N:480:ILE:HB	2.50	0.52
1:O:244:ARG:HH21	1:O:251:VAL:HG21	1.73	0.52
1:P:185:ALA:HA	1:P:309:ARG:HG2	1.91	0.52
1:A:478:LEU:HB3	1:A:480:ILE:HD12	1.90	0.52
1:B:154:LEU:HD21	1:B:163:LYS:HG3	1.89	0.52
1:D:431:ARG:O	1:D:434:PRO:HD2	2.09	0.52
1:E:92:LEU:HD11	1:E:433:LEU:CD2	2.39	0.52
1:E:193:GLY:HA3	1:E:343:GLU:CD	2.30	0.52
1:E:225:LEU:HD11	1:E:324:HIS:ND1	2.24	0.52
1:F:112:THR:HG22	1:F:418:LYS:HB3	1.90	0.52
1:F:379:ASP:O	1:F:383:VAL:HG23	2.10	0.52
1:F:397:GLY:HA3	1:F:475:MET:CE	2.40	0.52
1:G:122:LYS:O	1:G:126:GLN:HB2	2.09	0.52
1:G:183:LEU:O	1:G:184:GLU:HG3	2.08	0.52
1:I:16:PHE:HA	1:I:97:LEU:CD2	2.40	0.52
1:L:188:VAL:HB	1:L:360:ILE:HB	1.92	0.52
1:N:30:LEU:HD11	1:N:87:THR:O	2.09	0.52
1:N:117:TRP:HE1	1:N:498:ALA:HB3	1.74	0.52
1:N:367:GLN:HG3	1:N:369:ILE:HB	1.90	0.52
1:N:386:GLN:HG2	1:N:485:GLN:NE2	2.25	0.52
1:O:159:LEU:HD12	1:O:372:GLU:CD	2.29	0.52
1:A:109:HIS:CE1	1:A:111:GLN:HB2	2.45	0.52
1:A:191:LYS:CE	1:A:346:LEU:HD11	2.40	0.52
1:B:7:ARG:NH2	1:B:509:LYS:HD3	2.24	0.52
1:B:123:ALA:O	1:B:126:GLN:HG2	2.10	0.52

Continued on next page...

Continued from previous page...

Atom-1	Atom-2	Interatomic distance (Å)	Clash overlap (Å)
1:C:408:VAL:HG21	1:C:427:ALA:HA	1.91	0.52
1:D:146:LEU:HD23	1:D:147:MET:N	2.25	0.52
1:D:369:ILE:O	1:D:372:GLU:HB3	2.10	0.52
1:F:154:LEU:CD2	1:F:163:LYS:HG3	2.40	0.52
1:G:173:ALA:CB	1:G:360:ILE:HD11	2.39	0.52
1:I:35:MET:HA	1:N:7:ARG:NH2	2.25	0.52
1:J:147:MET:O	1:J:479:GLY:HA3	2.09	0.52
1:L:16:PHE:HA	1:L:97:LEU:HD23	1.92	0.52
1:L:408:VAL:HG23	1:L:427:ALA:HB1	1.90	0.52
1:M:143:ARG:HA	1:M:143:ARG:NE	2.24	0.52
1:M:394:VAL:CG2	1:M:482:GLU:HB2	2.40	0.52
1:M:425:SER:O	1:M:428:LYS:HG2	2.10	0.52
1:O:231:MET:HE1	1:O:265:LYS:HD3	1.92	0.52
1:O:405:ALA:HA	1:O:408:VAL:HG22	1.91	0.52
1:P:92:LEU:O	1:P:95:GLU:HG2	2.09	0.52
1:P:188:VAL:CG2	1:P:377:LEU:HD21	2.39	0.52
1:P:334:LYS:HB3	1:P:350:SER:O	2.09	0.52
1:A:265:LYS:HE2	1:A:322:PHE:CE1	2.45	0.52
1:D:411:LEU:HB3	1:D:423:MET:SD	2.50	0.52
1:E:408:VAL:HG23	1:E:427:ALA:HB1	1.91	0.52
1:F:30:LEU:HD22	1:F:436:ILE:HD13	1.92	0.52
1:F:30:LEU:HG	1:F:87:THR:O	2.10	0.52
1:G:314:THR:O	1:G:332:SER:HB3	2.09	0.52
1:H:154:LEU:HD11	1:H:376:SER:HB2	1.91	0.52
1:H:325:PRO:O	1:H:326:GLU:HG3	2.10	0.52
1:H:367:GLN:NE2	1:H:369:ILE:HB	2.24	0.52
1:H:408:VAL:HA	1:H:411:LEU:HD12	1.92	0.52
1:J:283:ILE:CG2	1:J:300:GLU:HG3	2.38	0.52
1:K:219:ILE:CB	1:K:275:ASN:HB3	2.40	0.52
1:M:39:LEU:HD12	1:M:57:ILE:HD11	1.92	0.52
1:M:231:MET:HB2	1:M:284:TYR:H	1.73	0.52
1:M:394:VAL:HG23	1:M:482:GLU:HB2	1.92	0.52
1:P:438:ALA:CB	1:P:448:LEU:HG	2.40	0.52
1:A:111:GLN:HE21	1:A:503:ARG:HG2	1.75	0.52
1:A:159:LEU:HD13	1:A:372:GLU:OE2	2.10	0.52
1:A:177:LEU:HD13	1:A:177:LEU:C	2.29	0.52
1:A:364:GLY:HA3	1:A:370:LEU:CD1	2.36	0.52
1:B:64:ASP:OD2	1:B:66:PRO:HD2	2.10	0.52
1:B:107:LYS:HD3	1:N:506:ASN:ND2	2.24	0.52
1:C:38:ILE:HG22	1:C:50:VAL:CG1	2.39	0.52
1:C:82:VAL:HG21	1:C:485:GLN:HB2	1.91	0.52

Continued on next page...

Continued from previous page...

Atom-1	Atom-2	Interatomic distance (Å)	Clash overlap (Å)
1:C:95:GLU:HA	1:C:98:ARG:CD	2.40	0.52
1:D:139:GLU:O	1:D:140:VAL:HB	2.09	0.52
1:E:117:TRP:N	1:E:117:TRP:HE3	2.08	0.52
1:E:187:HIS:O	1:E:359:THR:HG23	2.09	0.52
1:E:280:ARG:O	1:E:281:GLN:HB3	2.10	0.52
1:G:114:ILE:HG13	1:G:503:ARG:HB3	1.92	0.52
1:G:126:GLN:NE2	1:G:407:ALA:HB1	2.24	0.52
1:G:284:TYR:O	1:G:287:PRO:HD2	2.10	0.52
1:H:171:VAL:O	1:H:175:LEU:HG	2.08	0.52
1:I:82:VAL:HG21	1:I:483:SER:HB3	1.89	0.52
1:I:146:LEU:CD2	1:I:167:THR:HG23	2.39	0.52
1:I:149:ILE:HG13	1:I:481:THR:O	2.10	0.52
1:L:191:LYS:HE3	1:L:344:ASP:OD2	2.10	0.52
1:L:225:LEU:HD11	1:L:324:HIS:CE1	2.44	0.52
1:M:242:ARG:HG3	1:O:239:PHE:CD1	2.45	0.52
1:M:372:GLU:HG3	1:M:375:ARG:CZ	2.40	0.52
1:M:448:LEU:HD13	1:M:448:LEU:C	2.30	0.52
1:N:390:ASP:HB3	1:N:485:GLN:OE1	2.09	0.52
1:O:159:LEU:HD12	1:O:372:GLU:CG	2.39	0.52
1:O:191:LYS:HE3	1:O:346:LEU:CD1	2.40	0.52
1:P:206:LEU:HD23	1:P:207:LEU:N	2.24	0.52
1:P:266:VAL:HB	1:P:290:LEU:CD2	2.37	0.52
1:B:52:ASN:H	1:B:375:ARG:HD2	1.75	0.52
1:B:222:ALA:HA	1:B:275:ASN:HB2	1.92	0.52
1:C:442:GLY:CA	1:H:109:HIS:HB2	2.40	0.52
1:E:39:LEU:HD13	1:G:512:PRO:CG	2.39	0.52
1:E:124:ALA:HA	1:E:404:MET:SD	2.50	0.52
1:E:211:ILE:HG22	1:E:288:GLU:OE1	2.10	0.52
1:E:451:GLN:O	1:E:472:ILE:HD13	2.10	0.52
1:F:318:ILE:HG12	1:F:328:VAL:O	2.09	0.52
1:G:171:VAL:HA	1:G:174:VAL:HG22	1.91	0.52
1:G:219:ILE:CB	1:G:275:ASN:HB3	2.39	0.52
1:K:157:LYS:HD3	1:K:376:SER:OG	2.10	0.52
1:K:174:VAL:HG12	1:K:384:LEU:HB3	1.92	0.52
1:K:287:PRO:O	1:K:291:PHE:HD2	1.93	0.52
1:L:58:LEU:HD11	1:M:1:ALA:HB2	1.92	0.52
1:N:209:LYS:HZ3	1:N:303:ASP:N	2.04	0.52
1:O:128:LEU:C	1:O:129:LEU:HD13	2.29	0.52
1:A:108:ILE:CD1	1:M:446:ALA:H	2.23	0.52
1:A:173:ALA:HA	1:A:176:ARG:CZ	2.40	0.52
1:B:170:ALA:O	1:B:173:ALA:HB3	2.10	0.52

Continued on next page...

Continued from previous page...

Atom-1	Atom-2	Interatomic distance (Å)	Clash overlap (Å)
1:D:286:TYR:HB2	1:D:287:PRO:HD3	1.92	0.52
1:E:57:ILE:HD11	1:G:512:PRO:HB3	1.92	0.52
1:F:154:LEU:HD23	1:F:163:LYS:HG3	1.92	0.52
1:F:191:LYS:HA	1:F:191:LYS:HE3	1.90	0.52
1:F:219:ILE:HB	1:F:275:ASN:HB3	1.92	0.52
1:F:233:THR:O	1:F:234:ASP:HB3	2.10	0.52
1:G:130:ASN:HD21	1:G:488:ARG:HG2	1.74	0.52
1:G:375:ARG:HH11	1:G:375:ARG:HG3	1.74	0.52
1:G:478:LEU:HB3	1:G:480:ILE:HD12	1.91	0.52
1:H:106:LYS:HZ3	1:H:113:ILE:CG1	2.21	0.52
1:H:185:ALA:HB1	1:H:357:ALA:CB	2.40	0.52
1:H:431:ARG:NH2	1:H:434:PRO:HG2	2.25	0.52
1:I:35:MET:HE2	1:N:504:VAL:HG11	1.90	0.52
1:I:194:GLY:HA3	1:I:363:ARG:HB3	1.92	0.52
1:I:238:ILE:HB	1:O:244:ARG:HH11	1.75	0.52
1:K:69:LYS:HD3	1:K:511:ALA:CB	2.40	0.52
1:M:443:TYR:CE2	1:M:470:GLY:HA2	2.45	0.52
1:M:511:ALA:HB1	1:M:512:PRO:HD2	1.91	0.52
1:N:65:ASN:ND2	1:N:66:PRO:HD3	2.25	0.52
1:O:117:TRP:HA	1:O:120:ALA:HB2	1.92	0.52
1:O:225:LEU:HD11	1:O:324:HIS:CE1	2.46	0.52
1:O:240:GLY:O	1:O:241:SER:HB2	2.09	0.52
1:O:324:HIS:HB2	1:O:329:LYS:CE	2.40	0.52
1:P:26:VAL:HG23	1:P:91:VAL:HG22	1.92	0.52
1:P:111:GLN:O	1:P:114:ILE:HB	2.10	0.52
1:A:325:PRO:O	1:A:326:GLU:HG3	2.10	0.51
1:B:58:LEU:HB3	1:B:72:VAL:CG1	2.40	0.51
1:B:187:HIS:O	1:B:359:THR:HA	2.10	0.51
1:C:177:LEU:HG	1:C:186:ILE:HD11	1.91	0.51
1:D:390:ASP:CB	1:D:485:GLN:HE22	2.22	0.51
1:E:11:ALA:CB	1:E:506:ASN:HB2	2.39	0.51
1:E:437:ILE:HG23	1:E:467:MET:SD	2.50	0.51
1:F:146:LEU:CD2	1:F:147:MET:H	2.23	0.51
1:H:216:PRO:HG2	1:H:295:GLY:HA2	1.92	0.51
1:H:367:GLN:NE2	1:H:369:ILE:HD12	2.25	0.51
1:J:324:HIS:CG	1:J:325:PRO:HD3	2.45	0.51
1:J:498:ALA:O	1:J:501:ILE:HB	2.11	0.51
1:K:225:LEU:HD11	1:K:324:HIS:ND1	2.25	0.51
1:M:101:GLU:O	1:M:104:ILE:HG22	2.11	0.51
1:M:146:LEU:HD23	1:M:148:ASN:H	1.74	0.51
1:M:166:PHE:CD2	1:M:362:LEU:HD22	2.46	0.51

Continued on next page...

Continued from previous page...

Atom-1	Atom-2	Interatomic distance (Å)	Clash overlap (Å)
1:N:211:ILE:CD1	1:N:297:MET:HG3	2.31	0.51
1:N:485:GLN:HG3	1:N:488:ARG:NH2	2.26	0.51
1:O:168:LYS:O	1:O:171:VAL:HG22	2.10	0.51
1:O:372:GLU:HB2	1:O:375:ARG:HH21	1.75	0.51
1:A:173:ALA:O	1:A:176:ARG:HG2	2.09	0.51
1:B:22:ILE:HD12	1:B:90:THR:CG2	2.40	0.51
1:B:226:ILE:HB	1:B:317:GLU:OE2	2.11	0.51
1:E:117:TRP:HD1	1:E:495:ALA:O	1.93	0.51
1:E:448:LEU:HD13	1:E:448:LEU:C	2.30	0.51
1:H:69:LYS:HD3	1:H:510:ALA:HB3	1.92	0.51
1:I:53:ASP:HB2	1:I:379:ASP:OD1	2.09	0.51
1:I:345:LYS:C	1:I:346:LEU:HD12	2.30	0.51
1:I:402:MET:CE	1:I:453:ARG:HG2	2.40	0.51
1:K:57:ILE:HG23	1:K:58:LEU:CD2	2.41	0.51
1:K:146:LEU:O	1:K:147:MET:HB2	2.10	0.51
1:N:57:ILE:HG23	1:N:58:LEU:CD2	2.40	0.51
1:N:110:PRO:HD3	1:N:505:ASP:OD1	2.10	0.51
1:O:114:ILE:HA	1:O:117:TRP:CZ3	2.45	0.51
1:O:448:LEU:C	1:O:448:LEU:HD13	2.30	0.51
1:P:132:ALA:H	1:P:461:THR:HG21	1.76	0.51
1:A:27:LYS:HG3	1:A:436:ILE:CD1	2.40	0.51
1:A:37:LYS:HD2	1:C:512:PRO:CD	2.41	0.51
1:A:171:VAL:O	1:A:175:LEU:HG	2.11	0.51
1:A:310:LEU:O	1:A:313:VAL:HB	2.10	0.51
1:C:133:VAL:HG21	1:C:392:ARG:HD2	1.93	0.51
1:E:133:VAL:HG12	1:E:394:VAL:HG12	1.91	0.51
1:G:434:PRO:HB3	1:G:452:LEU:CD2	2.41	0.51
1:H:124:ALA:HA	1:H:491:LEU:HD13	1.92	0.51
1:I:402:MET:HE3	1:I:453:ARG:HG2	1.92	0.51
1:J:152:THR:OG1	1:J:480:ILE:HG12	2.11	0.51
1:K:284:TYR:O	1:K:287:PRO:HD2	2.11	0.51
1:K:324:HIS:HB2	1:K:329:LYS:HZ3	1.75	0.51
1:L:363:ARG:O	1:L:370:LEU:HD11	2.11	0.51
1:L:425:SER:O	1:L:428:LYS:HG2	2.11	0.51
1:M:159:LEU:O	1:M:163:LYS:HB2	2.10	0.51
1:M:324:HIS:HB2	1:M:329:LYS:CE	2.41	0.51
1:N:222:ALA:HB1	1:N:336:ILE:HD12	1.93	0.51
1:O:341:ILE:HG23	1:O:363:ARG:NH2	2.26	0.51
1:P:140:VAL:HA	1:P:175:LEU:HD22	1.92	0.51
1:A:431:ARG:HH21	1:A:434:PRO:HG2	1.75	0.51
1:B:113:ILE:CG1	1:B:418:LYS:HD2	2.41	0.51

Continued on next page...

Continued from previous page...

Atom-1	Atom-2	Interatomic distance (Å)	Clash overlap (Å)
1:B:141:LYS:HA	1:B:141:LYS:HE3	1.93	0.51
1:B:431:ARG:HH21	1:B:434:PRO:HG2	1.76	0.51
1:C:32:PRO:HA	1:C:155:SER:HB3	1.91	0.51
1:C:334:LYS:CB	1:C:351:GLY:HA3	2.40	0.51
1:D:38:ILE:C	1:E:507:ILE:HG23	2.30	0.51
1:D:57:ILE:HG23	1:D:58:LEU:CD2	2.41	0.51
1:D:283:ILE:HG22	1:D:300:GLU:CG	2.41	0.51
1:E:93:ALA:O	1:E:96:LEU:HB3	2.10	0.51
1:E:149:ILE:HB	1:E:481:THR:O	2.09	0.51
1:G:410:GLN:O	1:G:414:ARG:HB2	2.10	0.51
1:G:452:LEU:HD11	1:G:456:HIS:CE1	2.45	0.51
1:I:37:LYS:HG2	1:N:7:ARG:N	2.26	0.51
1:I:139:GLU:C	1:I:141:LYS:H	2.13	0.51
1:I:412:ALA:HB1	1:I:424:GLU:HB3	1.91	0.51
1:L:37:LYS:NZ	1:M:7:ARG:HG2	2.25	0.51
1:L:192:LEU:HA	1:L:370:LEU:HD23	1.91	0.51
1:L:276:CYS:HA	1:L:297:MET:O	2.10	0.51
1:M:117:TRP:HE1	1:M:498:ALA:CB	2.23	0.51
1:M:127:ALA:CB	1:M:404:MET:SD	2.99	0.51
1:M:280:ARG:O	1:M:281:GLN:HB3	2.10	0.51
1:M:451:GLN:HE22	1:M:471:THR:HA	1.75	0.51
1:O:62:GLY:HA2	1:O:509:LYS:HZ2	1.72	0.51
1:P:37:LYS:O	1:P:50:VAL:HG23	2.10	0.51
1:P:99:GLU:O	1:P:103:LEU:HD13	2.10	0.51
1:P:178:LYS:NZ	1:P:388:VAL:HB	2.24	0.51
1:P:330:LEU:N	1:P:330:LEU:CD2	2.73	0.51
1:P:405:ALA:HA	1:P:408:VAL:HG22	1.92	0.51
1:P:483:SER:O	1:P:486:VAL:HG22	2.11	0.51
1:A:37:LYS:HD3	1:C:511:ALA:HB1	1.93	0.51
1:B:1:ALA:H3	1:G:39:LEU:HD11	1.75	0.51
1:B:146:LEU:CD2	1:B:147:MET:H	2.21	0.51
1:D:39:LEU:HG	1:E:509:LYS:HA	1.92	0.51
1:D:52:ASN:OD1	1:D:157:LYS:HD3	2.09	0.51
1:D:61:ILE:CD1	1:D:63:VAL:HG13	2.40	0.51
1:D:211:ILE:HB	1:D:215:GLN:OE1	2.09	0.51
1:E:312:LEU:O	1:E:354:LEU:HD22	2.11	0.51
1:F:488:ARG:HB2	1:F:489:GLN:OE1	2.10	0.51
1:H:166:PHE:HD2	1:H:362:LEU:HD22	1.75	0.51
1:I:126:GLN:CB	1:I:404:MET:HG3	2.39	0.51
1:I:372:GLU:HA	1:I:375:ARG:NE	2.25	0.51
1:J:265:LYS:O	1:J:269:ILE:HB	2.10	0.51

Continued on next page...

Continued from previous page...

Atom-1	Atom-2	Interatomic distance (Å)	Clash overlap (Å)
1:K:203:GLU:H	1:K:203:GLU:CD	2.13	0.51
1:M:190:LYS:HD3	1:M:370:LEU:CD2	2.41	0.51
1:N:38:ILE:HD12	1:N:48:LEU:HD22	1.93	0.51
1:N:115:ALA:O	1:N:118:ARG:HB3	2.11	0.51
1:O:32:PRO:CD	1:O:467:MET:SD	2.92	0.51
1:O:146:LEU:HD13	1:O:167:THR:O	2.11	0.51
1:P:117:TRP:HE1	1:P:498:ALA:CB	2.24	0.51
1:B:34:GLY:H	1:B:156:SER:HA	1.76	0.51
1:B:40:LEU:HD12	1:F:509:LYS:HE3	1.92	0.51
1:B:207:LEU:HD13	1:B:208:ASP:N	2.26	0.51
1:B:433:LEU:HA	1:B:436:ILE:HG22	1.93	0.51
1:D:152:THR:OG1	1:D:480:ILE:HG13	2.10	0.51
1:D:483:SER:HB2	1:D:486:VAL:HG13	1.92	0.51
1:F:82:VAL:CG2	1:F:485:GLN:HG2	2.40	0.51
1:G:146:LEU:CD2	1:G:147:MET:H	2.23	0.51
1:J:1:ALA:N	1:N:61:ILE:HG21	2.26	0.51
1:K:157:LYS:HE2	1:K:376:SER:HA	1.93	0.51
1:L:81:GLU:CD	1:L:489:GLN:HG2	2.31	0.51
1:L:431:ARG:NH2	1:L:434:PRO:HG2	2.25	0.51
1:M:106:LYS:HE3	1:M:108:ILE:HD12	1.92	0.51
1:N:154:LEU:CD2	1:N:164:ASP:HA	2.41	0.51
1:N:313:VAL:HG13	1:N:352:VAL:CG1	2.40	0.51
1:O:75:SER:O	1:O:78:GLN:HB3	2.10	0.51
1:P:211:ILE:CD1	1:P:297:MET:HG3	2.37	0.51
1:P:462:THR:O	1:P:475:MET:HB3	2.10	0.51
1:A:150:ALA:O	1:A:154:LEU:HD13	2.11	0.51
1:D:171:VAL:O	1:D:174:VAL:HG22	2.10	0.51
1:G:443:TYR:CD2	1:G:470:GLY:HA2	2.46	0.51
1:H:259:LYS:HA	1:H:259:LYS:HE3	1.93	0.51
1:H:274:ILE:O	1:H:274:ILE:HG23	2.10	0.51
1:H:392:ARG:C	1:H:484:PHE:HB2	2.30	0.51
1:H:402:MET:CE	1:H:453:ARG:HG2	2.41	0.51
1:I:269:ILE:CG2	1:I:274:ILE:HG21	2.40	0.51
1:J:226:ILE:HA	1:J:278:ILE:O	2.11	0.51
1:J:276:CYS:HA	1:J:297:MET:O	2.11	0.51
1:K:96:LEU:CD2	1:K:117:TRP:HZ2	2.23	0.51
1:K:211:ILE:HB	1:K:215:GLN:OE1	2.11	0.51
1:L:178:LYS:CE	1:L:388:VAL:HG22	2.38	0.51
1:N:8:ALA:HA	1:N:504:VAL:O	2.10	0.51
1:N:32:PRO:HA	1:N:155:SER:O	2.10	0.51
1:N:68:ALA:O	1:N:72:VAL:HG23	2.11	0.51

Continued on next page...

Continued from previous page...

Atom-1	Atom-2	Interatomic distance (Å)	Clash overlap (Å)
1:N:104:ILE:CD1	1:N:507:ILE:HG13	2.41	0.51
1:N:216:PRO:HG2	1:N:295:GLY:HA2	1.92	0.51
1:C:101:GLU:O	1:C:104:ILE:HG12	2.10	0.51
1:E:334:LYS:HD2	1:E:351:GLY:HA3	1.93	0.51
1:F:51:THR:HA	1:F:375:ARG:NH1	2.26	0.51
1:G:437:ILE:HG23	1:G:467:MET:SD	2.51	0.51
1:H:171:VAL:HG12	1:H:384:LEU:HD21	1.91	0.51
1:H:173:ALA:HA	1:H:176:ARG:CZ	2.41	0.51
1:I:117:TRP:CD1	1:I:495:ALA:O	2.64	0.51
1:J:175:LEU:HD23	1:J:178:LYS:HE3	1.93	0.51
1:J:352:VAL:HG22	1:J:355:GLY:H	1.75	0.51
1:K:207:LEU:O	1:K:347:ILE:HG22	2.10	0.51
1:L:33:LYS:HB2	1:L:440:ASN:HB2	1.92	0.51
1:L:38:ILE:HA	1:L:50:VAL:HA	1.92	0.51
1:L:448:LEU:HD21	1:L:465:LEU:HD13	1.92	0.51
1:M:70:VAL:HG22	1:M:507:ILE:CD1	2.40	0.51
1:M:173:ALA:O	1:M:176:ARG:HG2	2.11	0.51
1:M:226:ILE:HB	1:M:317:GLU:OE2	2.10	0.51
1:M:232:ASP:HA	1:M:284:TYR:HB2	1.93	0.51
1:M:324:HIS:HB2	1:M:329:LYS:HE2	1.93	0.51
1:M:483:SER:O	1:M:486:VAL:HG22	2.11	0.51
1:O:15:SER:HB3	1:O:501:ILE:HG23	1.91	0.51
1:O:190:LYS:HA	1:O:362:LEU:O	2.11	0.51
1:P:176:ARG:HH12	1:P:201:LEU:HD21	1.74	0.51
1:P:408:VAL:CG2	1:P:427:ALA:HB1	2.40	0.51
1:A:309:ARG:O	1:A:313:VAL:HG23	2.10	0.51
1:B:119:GLU:HB3	1:B:423:MET:CE	2.40	0.51
1:B:499:GLU:HB3	1:B:503:ARG:HH21	1.74	0.51
1:C:157:LYS:HE3	1:C:379:ASP:OD2	2.10	0.51
1:C:211:ILE:HG12	1:C:298:ALA:H	1.75	0.51
1:C:392:ARG:HG2	1:C:484:PHE:CG	2.46	0.51
1:C:433:LEU:HA	1:C:436:ILE:HG22	1.93	0.51
1:D:89:VAL:HA	1:D:490:VAL:HG21	1.93	0.51
1:D:507:ILE:HG23	1:H:38:ILE:HD12	1.93	0.51
1:H:138:ASP:O	1:H:139:GLU:HB2	2.11	0.51
1:H:437:ILE:HG23	1:H:467:MET:SD	2.51	0.51
1:I:53:ASP:HB2	1:I:379:ASP:CG	2.31	0.51
1:J:57:ILE:HG23	1:J:58:LEU:HD23	1.92	0.51
1:J:82:VAL:HG13	1:J:83:GLY:N	2.25	0.51
1:K:19:ALA:CB	1:K:97:LEU:HD12	2.41	0.51
1:K:52:ASN:H	1:K:375:ARG:HD2	1.76	0.51

Continued on next page...

Continued from previous page...

Atom-1	Atom-2	Interatomic distance (Å)	Clash overlap (Å)
1:K:178:LYS:NZ	1:K:388:VAL:HG23	2.26	0.51
1:K:219:ILE:HD13	1:K:219:ILE:N	2.23	0.51
1:M:57:ILE:HG23	1:M:58:LEU:CD2	2.41	0.51
1:M:146:LEU:HD23	1:M:147:MET:H	1.76	0.51
1:M:274:ILE:O	1:M:274:ILE:HG23	2.11	0.51
1:N:9:GLU:HG3	1:N:10:THR:N	2.25	0.51
1:N:31:GLY:CA	1:N:156:SER:HA	2.41	0.51
1:A:163:LYS:HD2	1:A:166:PHE:CD1	2.45	0.51
1:B:99:GLU:HG2	1:B:425:SER:CB	2.39	0.51
1:B:166:PHE:CZ	1:B:198:ASP:HB3	2.46	0.51
1:B:287:PRO:O	1:B:291:PHE:HD1	1.94	0.51
1:B:390:ASP:HB3	1:B:485:GLN:CD	2.30	0.51
1:C:141:LYS:CG	1:C:144:GLN:HB2	2.41	0.51
1:C:420:ALA:HB3	1:L:450:ALA:HB1	1.93	0.51
1:E:226:ILE:HD12	1:E:317:GLU:HG3	1.93	0.51
1:F:107:LYS:O	1:F:108:ILE:CG1	2.59	0.51
1:G:113:ILE:HA	1:G:422:ALA:CB	2.35	0.51
1:G:146:LEU:HD21	1:G:150:ALA:HB3	1.93	0.51
1:G:190:LYS:HA	1:G:362:LEU:O	2.11	0.51
1:H:268:ARG:O	1:H:271:LYS:HG2	2.11	0.51
1:H:448:LEU:HD13	1:H:448:LEU:C	2.31	0.51
1:H:506:ASN:O	1:H:507:ILE:HG22	2.11	0.51
1:I:39:LEU:HD23	1:N:4:ASP:O	2.10	0.51
1:J:120:ALA:O	1:J:123:ALA:HB3	2.10	0.51
1:J:128:LEU:HD22	1:J:394:VAL:HG11	1.92	0.51
1:J:364:GLY:HA3	1:J:370:LEU:HD13	1.93	0.51
1:J:402:MET:HG2	1:J:431:ARG:HH22	1.76	0.51
1:K:510:ALA:O	1:K:511:ALA:HB3	2.11	0.51
1:L:40:LEU:HD23	1:L:41:SER:N	2.25	0.51
1:L:133:VAL:HG22	1:L:134:ASP:H	1.76	0.51
1:M:226:ILE:HA	1:M:278:ILE:O	2.11	0.51
1:M:284:TYR:O	1:M:287:PRO:HD2	2.11	0.51
1:M:318:ILE:HB	1:M:328:VAL:CG2	2.40	0.51
1:B:128:LEU:HD13	1:B:128:LEU:N	2.26	0.50
1:D:32:PRO:HA	1:D:155:SER:HB2	1.94	0.50
1:D:36:ASP:OD1	1:D:158:LEU:HB2	2.10	0.50
1:D:57:ILE:O	1:D:57:ILE:HD13	2.11	0.50
1:D:99:GLU:HG2	1:D:425:SER:HB2	1.93	0.50
1:D:166:PHE:HD1	1:D:166:PHE:H	1.59	0.50
1:E:124:ALA:HB1	1:E:491:LEU:CD2	2.39	0.50
1:G:89:VAL:HG12	1:G:490:VAL:HG23	1.91	0.50

Continued on next page...

Continued from previous page...

Atom-1	Atom-2	Interatomic distance (Å)	Clash overlap (Å)
1:G:322:PHE:HA	1:G:324:HIS:CD2	2.46	0.50
1:H:106:LYS:NZ	1:H:113:ILE:HG12	2.24	0.50
1:I:58:LEU:HB3	1:I:72:VAL:CG1	2.41	0.50
1:I:274:ILE:HG23	1:I:296:VAL:HG21	1.93	0.50
1:J:96:LEU:HD11	1:J:498:ALA:HB1	1.94	0.50
1:J:157:LYS:HE2	1:J:376:SER:HA	1.92	0.50
1:J:334:LYS:HG3	1:J:351:GLY:HA3	1.93	0.50
1:K:499:GLU:O	1:K:503:ARG:HG2	2.11	0.50
1:L:504:VAL:HA	1:P:37:LYS:NZ	2.26	0.50
1:M:38:ILE:HG22	1:M:50:VAL:HB	1.92	0.50
1:N:397:GLY:O	1:N:465:LEU:HD23	2.10	0.50
1:O:54:GLY:O	1:O:58:LEU:HD23	2.11	0.50
1:O:159:LEU:O	1:O:161:HIS:N	2.45	0.50
1:O:283:ILE:HG22	1:O:300:GLU:CG	2.39	0.50
1:A:280:ARG:HD2	1:A:304:PHE:HB2	1.92	0.50
1:A:431:ARG:O	1:A:434:PRO:HD2	2.11	0.50
1:C:57:ILE:HG23	1:C:58:LEU:CD2	2.40	0.50
1:C:159:LEU:HG	1:C:163:LYS:HB3	1.94	0.50
1:D:6:GLU:C	1:D:11:ALA:HB2	2.32	0.50
1:D:108:ILE:HG23	1:D:109:HIS:N	2.23	0.50
1:D:431:ARG:HH21	1:D:434:PRO:HG2	1.76	0.50
1:F:193:GLY:HA2	1:F:343:GLU:OE1	2.10	0.50
1:F:408:VAL:HA	1:F:411:LEU:HD12	1.93	0.50
1:G:111:GLN:HA	1:G:114:ILE:CG1	2.41	0.50
1:G:274:ILE:HG23	1:G:296:VAL:CG2	2.41	0.50
1:J:57:ILE:HG23	1:J:58:LEU:CD2	2.41	0.50
1:J:102:SER:O	1:J:105:ALA:HB3	2.12	0.50
1:K:207:LEU:HD22	1:K:208:ASP:N	2.26	0.50
1:L:32:PRO:CA	1:L:155:SER:HB3	2.42	0.50
1:L:149:ILE:HB	1:L:482:GLU:HA	1.93	0.50
1:L:313:VAL:CG2	1:L:357:ALA:HB3	2.42	0.50
1:M:154:LEU:CD2	1:M:163:LYS:HG2	2.41	0.50
1:M:171:VAL:O	1:M:175:LEU:HG	2.11	0.50
1:N:157:LYS:HG2	1:N:372:GLU:CD	2.31	0.50
1:N:263:LYS:HA	1:N:266:VAL:HG12	1.92	0.50
1:N:280:ARG:HA	1:N:302:ALA:O	2.11	0.50
1:O:334:LYS:CB	1:O:351:GLY:HA3	2.41	0.50
1:P:96:LEU:O	1:P:96:LEU:HD22	2.11	0.50
1:P:115:ALA:O	1:P:119:GLU:HG2	2.11	0.50
1:P:367:GLN:HG3	1:P:369:ILE:HB	1.93	0.50
1:A:224:ILE:HD11	1:A:349:PHE:CE2	2.46	0.50

Continued on next page...

Continued from previous page...

Atom-1	Atom-2	Interatomic distance (Å)	Clash overlap (Å)
1:B:106:LYS:HE3	1:B:418:LYS:HD3	1.92	0.50
1:C:173:ALA:O	1:C:176:ARG:HG2	2.11	0.50
1:C:431:ARG:NH2	1:C:434:PRO:HG2	2.27	0.50
1:D:372:GLU:HG3	1:D:375:ARG:NH1	2.26	0.50
1:E:133:VAL:HG23	1:E:134:ASP:N	2.26	0.50
1:F:446:ALA:CB	1:O:108:ILE:HG23	2.21	0.50
1:G:181:GLY:HA3	1:G:356:GLU:CD	2.32	0.50
1:H:119:GLU:OE2	1:H:415:THR:HG21	2.12	0.50
1:I:146:LEU:HD11	1:I:150:ALA:CB	2.40	0.50
1:J:438:ALA:HB2	1:J:448:LEU:CG	2.37	0.50
1:K:341:ILE:HD11	1:K:348:HIS:CE1	2.46	0.50
1:M:159:LEU:CB	1:M:369:ILE:HG23	2.41	0.50
1:N:146:LEU:O	1:N:147:MET:HB2	2.12	0.50
1:N:402:MET:CE	1:N:453:ARG:HG2	2.41	0.50
1:O:161:HIS:CG	1:O:162:HIS:H	2.30	0.50
1:P:15:SER:HB3	1:P:501:ILE:CB	2.42	0.50
1:P:51:THR:HA	1:P:375:ARG:HG3	1.92	0.50
1:P:451:GLN:HE22	1:P:471:THR:HA	1.77	0.50
1:A:52:ASN:ND2	1:A:375:ARG:NH2	2.60	0.50
1:A:96:LEU:HD23	1:A:117:TRP:HZ2	1.75	0.50
1:A:154:LEU:HD23	1:A:163:LYS:HG3	1.93	0.50
1:B:112:THR:CB	1:G:442:GLY:HA3	2.42	0.50
1:B:452:LEU:HD13	1:B:465:LEU:CD1	2.41	0.50
1:C:150:ALA:HB1	1:C:167:THR:OG1	2.11	0.50
1:C:159:LEU:HD13	1:C:372:GLU:CG	2.39	0.50
1:C:404:MET:HE3	1:C:430:LEU:HD11	1.93	0.50
1:D:146:LEU:HD13	1:D:168:LYS:HA	1.92	0.50
1:E:173:ALA:CB	1:E:360:ILE:HD11	2.39	0.50
1:E:258:GLU:CD	1:E:284:TYR:HE2	2.14	0.50
1:E:313:VAL:HG13	1:E:352:VAL:CB	2.40	0.50
1:E:500:VAL:O	1:E:504:VAL:HG23	2.10	0.50
1:F:231:MET:HB2	1:F:284:TYR:H	1.76	0.50
1:G:211:ILE:HG12	1:G:298:ALA:H	1.77	0.50
1:G:222:ALA:O	1:G:333:CYS:HB3	2.10	0.50
1:J:232:ASP:HA	1:J:284:TYR:HB2	1.93	0.50
1:K:159:LEU:HB3	1:K:163:LYS:HB2	1.92	0.50
1:K:216:PRO:CG	1:K:295:GLY:HA2	2.41	0.50
1:K:274:ILE:HG23	1:K:296:VAL:HG21	1.93	0.50
1:L:206:LEU:HD21	1:L:346:LEU:CD2	2.41	0.50
1:L:216:PRO:HG2	1:L:295:GLY:CA	2.42	0.50
1:M:112:THR:HG23	1:M:418:LYS:CD	2.35	0.50

Continued on next page...

Continued from previous page...

Atom-1	Atom-2	Interatomic distance (Å)	Clash overlap (Å)
1:M:158:LEU:CD2	1:O:500:VAL:HG12	2.33	0.50
1:N:431:ARG:HH21	1:N:434:PRO:HG2	1.76	0.50
1:O:313:VAL:HG13	1:O:352:VAL:HG21	1.93	0.50
1:O:402:MET:CE	1:O:453:ARG:HG2	2.40	0.50
1:P:109:HIS:CE1	1:P:111:GLN:HG2	2.47	0.50
1:B:126:GLN:O	1:B:130:ASN:HB2	2.12	0.50
1:B:132:ALA:O	1:B:133:VAL:HG12	2.11	0.50
1:C:16:PHE:HA	1:C:97:LEU:HD23	1.94	0.50
1:C:52:ASN:ND2	1:C:157:LYS:HA	2.27	0.50
1:C:117:TRP:CD2	1:C:505:ASP:HA	2.40	0.50
1:C:117:TRP:HD1	1:C:120:ALA:HB3	1.77	0.50
1:C:450:ALA:HB3	1:L:417:GLY:HA2	1.92	0.50
1:C:451:GLN:NE2	1:C:471:THR:HA	2.27	0.50
1:D:204:GLY:O	1:D:359:THR:HB	2.10	0.50
1:D:448:LEU:HA	1:D:451:GLN:HE21	1.77	0.50
1:F:132:ALA:HB2	1:F:461:THR:HG21	1.94	0.50
1:G:96:LEU:O	1:G:96:LEU:HD22	2.11	0.50
1:G:310:LEU:O	1:G:313:VAL:HB	2.12	0.50
1:G:433:LEU:O	1:G:437:ILE:HG12	2.11	0.50
1:H:31:GLY:O	1:H:156:SER:HA	2.12	0.50
1:H:31:GLY:C	1:H:156:SER:HA	2.32	0.50
1:I:12:ARG:O	1:I:15:SER:HB2	2.12	0.50
1:J:139:GLU:O	1:J:140:VAL:HB	2.10	0.50
1:K:65:ASN:CG	1:K:66:PRO:HD3	2.32	0.50
1:K:101:GLU:O	1:K:104:ILE:HG23	2.12	0.50
1:K:231:MET:HB2	1:K:284:TYR:H	1.77	0.50
1:K:394:VAL:CG2	1:K:482:GLU:HB2	2.41	0.50
1:K:415:THR:HB	1:K:416:PRO:HD2	1.93	0.50
1:L:81:GLU:O	1:L:82:VAL:HB	2.12	0.50
1:L:497:ALA:O	1:L:500:VAL:HG22	2.11	0.50
1:M:222:ALA:HA	1:M:275:ASN:OD1	2.11	0.50
1:M:452:LEU:HD22	1:M:465:LEU:HD21	1.93	0.50
1:N:452:LEU:HD11	1:N:456:HIS:CE1	2.46	0.50
1:A:96:LEU:HD23	1:A:117:TRP:CZ2	2.46	0.50
1:A:224:ILE:HD11	1:A:349:PHE:HE2	1.75	0.50
1:B:503:ARG:HD2	1:G:35:MET:HA	1.93	0.50
1:C:442:GLY:N	1:H:109:HIS:HB2	2.27	0.50
1:D:21:ALA:O	1:D:25:LEU:HD22	2.12	0.50
1:D:37:LYS:HZ3	1:E:504:VAL:HG22	1.77	0.50
1:D:106:LYS:O	1:K:446:ALA:HB2	2.12	0.50
1:D:117:TRP:HA	1:D:120:ALA:CB	2.42	0.50

Continued on next page...

Continued from previous page...

Atom-1	Atom-2	Interatomic distance (Å)	Clash overlap (Å)
1:E:52:ASN:CG	1:E:157:LYS:HG2	2.32	0.50
1:E:149:ILE:HD13	1:E:383:VAL:HG11	1.94	0.50
1:E:159:LEU:H	1:E:159:LEU:HD22	1.77	0.50
1:E:159:LEU:HG	1:E:163:LYS:CG	2.42	0.50
1:E:269:ILE:HG23	1:E:274:ILE:HG22	1.90	0.50
1:F:337:GLU:HG3	1:F:339:VAL:HG23	1.94	0.50
1:G:51:THR:CG2	1:G:57:ILE:HB	2.35	0.50
1:H:157:LYS:HD3	1:H:375:ARG:HH11	1.77	0.50
1:H:280:ARG:HG3	1:H:304:PHE:HA	1.92	0.50
1:I:310:LEU:O	1:I:314:THR:HG22	2.11	0.50
1:K:188:VAL:HG13	1:K:377:LEU:CD2	2.34	0.50
1:O:222:ALA:HA	1:O:275:ASN:HB2	1.93	0.50
1:P:205:PHE:HA	1:P:359:THR:OG1	2.11	0.50
1:P:372:GLU:HG3	1:P:375:ARG:NE	2.27	0.50
1:P:405:ALA:O	1:P:408:VAL:HG22	2.11	0.50
1:A:226:ILE:O	1:A:329:LYS:HE3	2.12	0.50
1:B:171:VAL:O	1:B:174:VAL:HG22	2.12	0.50
1:C:122:LYS:HE2	1:C:126:GLN:NE2	2.26	0.50
1:C:232:ASP:HA	1:C:284:TYR:CD1	2.46	0.50
1:D:216:PRO:CG	1:D:295:GLY:HA2	2.41	0.50
1:D:397:GLY:O	1:D:465:LEU:HB2	2.12	0.50
1:E:22:ILE:HD12	1:E:90:THR:CG2	2.41	0.50
1:E:378:HIS:HD2	1:E:379:ASP:N	2.10	0.50
1:E:434:PRO:HB3	1:E:452:LEU:CD2	2.42	0.50
1:E:438:ALA:HB2	1:E:448:LEU:CD1	2.42	0.50
1:F:209:LYS:HE2	1:F:301:HIS:O	2.12	0.50
1:F:222:ALA:HA	1:F:275:ASN:OD1	2.10	0.50
1:H:133:VAL:HG11	1:H:393:THR:O	2.12	0.50
1:H:310:LEU:O	1:H:314:THR:HG22	2.12	0.50
1:J:32:PRO:HA	1:J:155:SER:HB3	1.93	0.50
1:K:225:LEU:HD11	1:K:324:HIS:CE1	2.47	0.50
1:L:148:ASN:CG	1:L:481:THR:HG22	2.32	0.50
1:L:503:ARG:HH22	1:P:158:LEU:HD22	1.77	0.50
1:M:70:VAL:HG22	1:M:507:ILE:HD13	1.94	0.50
1:M:341:ILE:HG23	1:M:363:ARG:CZ	2.42	0.50
1:N:146:LEU:HB2	1:N:171:VAL:CG2	2.41	0.50
1:N:367:GLN:HG2	1:N:370:LEU:H	1.76	0.50
1:O:34:GLY:HA3	1:O:156:SER:O	2.11	0.50
1:O:132:ALA:O	1:O:133:VAL:HG13	2.12	0.50
1:O:211:ILE:HG12	1:O:298:ALA:H	1.76	0.50
1:P:32:PRO:HG2	1:P:467:MET:HE3	1.92	0.50

Continued on next page...

Continued from previous page...

Atom-1	Atom-2	Interatomic distance (Å)	Clash overlap (Å)
1:P:219:ILE:CD1	1:P:276:CYS:HB2	2.41	0.50
1:A:178:LYS:HB3	1:A:178:LYS:NZ	2.26	0.50
1:A:334:LYS:HD3	1:A:335:LEU:N	2.27	0.50
1:B:78:GLN:HE21	1:B:490:VAL:HG13	1.77	0.50
1:B:226:ILE:HG12	1:B:278:ILE:HG23	1.93	0.50
1:B:283:ILE:HG22	1:B:300:GLU:HG3	1.94	0.50
1:D:1:ALA:HB1	1:H:39:LEU:HD22	1.94	0.50
1:D:191:LYS:HB3	1:D:363:ARG:HG3	1.94	0.50
1:E:209:LYS:HE2	1:E:301:HIS:O	2.11	0.50
1:G:152:THR:HB	1:G:480:ILE:HG23	1.93	0.50
1:H:57:ILE:HG23	1:H:58:LEU:HD23	1.92	0.50
1:H:188:VAL:CG2	1:H:362:LEU:HD11	2.42	0.50
1:H:496:GLU:O	1:H:499:GLU:HB3	2.11	0.50
1:J:40:LEU:HG	1:K:510:ALA:CB	2.42	0.50
1:J:177:LEU:HD22	1:J:186:ILE:HD11	1.93	0.50
1:J:216:PRO:HG2	1:J:295:GLY:HA2	1.94	0.50
1:J:431:ARG:O	1:J:434:PRO:HD2	2.11	0.50
1:J:431:ARG:NH2	1:J:434:PRO:HG2	2.26	0.50
1:J:433:LEU:HB2	1:J:434:PRO:HD3	1.94	0.50
1:L:146:LEU:HD22	1:L:167:THR:C	2.32	0.50
1:M:48:LEU:HD11	1:O:508:ILE:HG22	1.92	0.50
1:O:280:ARG:HD2	1:O:304:PHE:HB2	1.92	0.50
1:O:324:HIS:HB2	1:O:329:LYS:HE2	1.92	0.50
1:P:191:LYS:HE2	1:P:341:ILE:HB	1.94	0.50
1:A:232:ASP:HA	1:A:284:TYR:CD1	2.47	0.50
1:A:506:ASN:O	1:F:38:ILE:HD11	2.11	0.50
1:C:274:ILE:HG23	1:C:296:VAL:HG21	1.94	0.50
1:C:431:ARG:HH21	1:C:434:PRO:HG2	1.76	0.50
1:D:108:ILE:HG13	1:K:444:ASP:OD2	2.12	0.50
1:E:96:LEU:HD22	1:E:96:LEU:C	2.32	0.50
1:E:116:GLY:O	1:E:120:ALA:N	2.44	0.50
1:E:121:THR:O	1:E:125:ARG:HB2	2.11	0.50
1:E:146:LEU:HD22	1:E:167:THR:HG23	1.93	0.50
1:E:438:ALA:HB2	1:E:448:LEU:CG	2.42	0.50
1:F:40:LEU:HD23	1:F:48:LEU:HD12	1.93	0.50
1:F:202:ASP:HB2	1:F:359:THR:O	2.12	0.50
1:F:431:ARG:HH21	1:F:434:PRO:HG2	1.77	0.50
1:G:32:PRO:HA	1:G:155:SER:O	2.11	0.50
1:G:185:ALA:HA	1:G:309:ARG:HB3	1.93	0.50
1:G:414:ARG:O	1:G:416:PRO:HD3	2.12	0.50
1:G:431:ARG:NH2	1:G:434:PRO:HG2	2.26	0.50

Continued on next page...

Continued from previous page...

Atom-1	Atom-2	Interatomic distance (Å)	Clash overlap (Å)
1:H:166:PHE:CE1	1:H:198:ASP:HB3	2.47	0.50
1:H:226:ILE:HG12	1:H:278:ILE:CG2	2.42	0.50
1:H:451:GLN:HE22	1:H:471:THR:HA	1.76	0.50
1:I:74:MET:CE	1:O:366:THR:HG21	2.41	0.50
1:I:99:GLU:HG2	1:I:428:LYS:HD2	1.93	0.50
1:J:266:VAL:CB	1:J:290:LEU:HD21	2.29	0.50
1:M:112:THR:CG2	1:M:418:LYS:HB3	2.42	0.50
1:M:338:GLU:HG3	1:M:346:LEU:O	2.12	0.50
1:O:128:LEU:CD1	1:O:488:ARG:HG3	2.42	0.50
1:O:146:LEU:CD2	1:O:167:THR:HG23	2.42	0.50
1:O:190:LYS:HD2	1:O:190:LYS:C	2.32	0.50
1:P:27:LYS:HA	1:P:30:LEU:HD13	1.94	0.50
1:A:25:LEU:HG	1:C:512:PRO:HA	1.93	0.49
1:A:82:VAL:HG13	1:A:83:GLY:N	2.26	0.49
1:B:269:ILE:CG2	1:B:274:ILE:HG21	2.40	0.49
1:B:312:LEU:O	1:B:354:LEU:HD22	2.12	0.49
1:C:313:VAL:HG13	1:C:352:VAL:HG11	1.93	0.49
1:C:352:VAL:HG23	1:C:355:GLY:H	1.77	0.49
1:D:7:ARG:NH2	1:H:25:LEU:HD13	2.27	0.49
1:D:108:ILE:CG2	1:D:109:HIS:N	2.74	0.49
1:D:146:LEU:HD23	1:D:148:ASN:H	1.77	0.49
1:D:171:VAL:HG12	1:D:384:LEU:CG	2.37	0.49
1:G:133:VAL:HG23	1:G:393:THR:O	2.12	0.49
1:G:134:ASP:CG	1:G:393:THR:H	2.15	0.49
1:H:154:LEU:HD23	1:H:163:LYS:CG	2.41	0.49
1:I:185:ALA:HB3	1:I:357:ALA:HB2	1.94	0.49
1:J:110:PRO:HA	1:J:113:ILE:HD12	1.94	0.49
1:K:431:ARG:HH21	1:K:434:PRO:HG2	1.77	0.49
1:L:226:ILE:HA	1:L:278:ILE:O	2.12	0.49
1:M:35:MET:HG3	1:O:503:ARG:HB3	1.94	0.49
1:M:143:ARG:HA	1:M:143:ARG:HE	1.77	0.49
1:N:148:ASN:O	1:N:480:ILE:HG12	2.11	0.49
1:N:431:ARG:NH1	1:N:453:ARG:HD3	2.27	0.49
1:O:32:PRO:CA	1:O:155:SER:O	2.58	0.49
1:O:284:TYR:O	1:O:287:PRO:HD2	2.12	0.49
1:P:117:TRP:HE1	1:P:498:ALA:C	2.15	0.49
1:A:438:ALA:CB	1:A:448:LEU:HG	2.40	0.49
1:B:146:LEU:HD22	1:B:168:LYS:CA	2.40	0.49
1:B:222:ALA:HA	1:B:275:ASN:OD1	2.12	0.49
1:C:28:SER:OG	1:C:37:LYS:HE2	2.12	0.49
1:C:61:ILE:HG22	1:C:63:VAL:HG23	1.93	0.49

Continued on next page...

Continued from previous page...

Atom-1	Atom-2	Interatomic distance (Å)	Clash overlap (Å)
1:C:115:ALA:CA	1:C:504:VAL:HG22	2.43	0.49
1:D:222:ALA:HA	1:D:275:ASN:HB2	1.94	0.49
1:D:447:ASP:HB2	1:K:418:LYS:HE2	1.93	0.49
1:D:502:LEU:HD13	1:D:502:LEU:C	2.31	0.49
1:E:232:ASP:OD1	1:E:284:TYR:HD1	1.96	0.49
1:F:185:ALA:HB1	1:F:357:ALA:HB1	1.94	0.49
1:F:334:LYS:CG	1:F:351:GLY:HA3	2.42	0.49
1:G:184:GLU:CD	1:G:312:LEU:HG	2.31	0.49
1:G:448:LEU:C	1:G:448:LEU:HD13	2.31	0.49
1:G:452:LEU:HD11	1:G:456:HIS:HE1	1.77	0.49
1:H:89:VAL:HB	1:H:490:VAL:HG23	1.94	0.49
1:H:112:THR:HG23	1:H:418:LYS:CE	2.42	0.49
1:I:36:ASP:HB2	1:N:7:ARG:NH1	2.26	0.49
1:I:211:ILE:HB	1:I:215:GLN:OE1	2.12	0.49
1:I:397:GLY:O	1:I:465:LEU:HD23	2.11	0.49
1:J:341:ILE:HG23	1:J:363:ARG:NH2	2.27	0.49
1:K:30:LEU:HD11	1:K:87:THR:O	2.12	0.49
1:K:216:PRO:HG2	1:K:295:GLY:HA2	1.94	0.49
1:M:392:ARG:C	1:M:484:PHE:HB2	2.33	0.49
1:M:394:VAL:HG11	1:M:487:LYS:HG3	1.93	0.49
1:P:452:LEU:HA	1:P:472:ILE:HG21	1.93	0.49
1:A:36:ASP:HB2	1:A:375:ARG:HH22	1.77	0.49
1:B:141:LYS:HA	1:B:141:LYS:CE	2.42	0.49
1:B:485:GLN:HG2	1:B:488:ARG:NH2	2.27	0.49
1:C:82:VAL:CG2	1:C:485:GLN:HB2	2.42	0.49
1:D:117:TRP:HA	1:D:120:ALA:HB3	1.94	0.49
1:E:117:TRP:NE1	1:E:499:GLU:HG3	2.27	0.49
1:E:338:GLU:OE2	1:E:345:LYS:HE2	2.12	0.49
1:F:146:LEU:HD23	1:F:148:ASN:H	1.77	0.49
1:F:286:TYR:HB2	1:F:287:PRO:HD3	1.94	0.49
1:F:397:GLY:HA3	1:F:475:MET:HE1	1.94	0.49
1:F:431:ARG:O	1:F:434:PRO:HD2	2.12	0.49
1:G:154:LEU:HD23	1:G:163:LYS:CG	2.39	0.49
1:G:338:GLU:HA	1:G:347:ILE:HA	1.94	0.49
1:H:225:LEU:HD11	1:H:324:HIS:CE1	2.47	0.49
1:J:205:PHE:HA	1:J:359:THR:OG1	2.13	0.49
1:K:163:LYS:O	1:K:166:PHE:HB2	2.12	0.49
1:L:219:ILE:HD11	1:L:336:ILE:HB	1.94	0.49
1:L:263:LYS:O	1:L:267:GLU:HG2	2.13	0.49
1:N:488:ARG:HG3	1:N:489:GLN:OE1	2.12	0.49
1:O:225:LEU:HG	1:O:277:PHE:CD1	2.47	0.49

Continued on next page...

Continued from previous page...

Atom-1	Atom-2	Interatomic distance (Å)	Clash overlap (Å)
1:A:1:ALA:O	1:F:39:LEU:HD13	2.13	0.49
1:A:161:HIS:CD2	1:A:162:HIS:H	2.29	0.49
1:B:110:PRO:O	1:B:113:ILE:HB	2.13	0.49
1:B:112:THR:OG1	1:G:442:GLY:HA3	2.13	0.49
1:D:143:ARG:HA	1:D:143:ARG:HE	1.77	0.49
1:D:276:CYS:HA	1:D:297:MET:O	2.12	0.49
1:E:211:ILE:HD13	1:E:215:GLN:OE1	2.12	0.49
1:F:366:THR:HG23	1:F:366:THR:O	2.12	0.49
1:F:451:GLN:NE2	1:F:471:THR:HA	2.27	0.49
1:F:452:LEU:HD13	1:F:465:LEU:CD1	2.42	0.49
1:G:215:GLN:HG3	1:G:292:GLY:HA2	1.93	0.49
1:G:311:ALA:HA	1:G:314:THR:CG2	2.42	0.49
1:G:450:ALA:CB	1:N:417:GLY:HA2	2.41	0.49
1:I:210:LYS:HE2	1:I:212:GLY:O	2.11	0.49
1:I:233:THR:O	1:I:234:ASP:HB3	2.12	0.49
1:I:268:ARG:O	1:I:271:LYS:HG2	2.12	0.49
1:J:15:SER:HB3	1:J:501:ILE:CG2	2.43	0.49
1:K:154:LEU:HD23	1:K:163:LYS:HG3	1.94	0.49
1:K:334:LYS:CD	1:K:351:GLY:HA3	2.43	0.49
1:L:334:LYS:HB3	1:L:350:SER:O	2.12	0.49
1:L:483:SER:O	1:L:486:VAL:HG22	2.13	0.49
1:N:364:GLY:HA3	1:N:370:LEU:HD13	1.93	0.49
1:P:190:LYS:HD3	1:P:190:LYS:C	2.32	0.49
1:P:321:THR:O	1:P:323:ASP:N	2.46	0.49
1:A:5:GLU:HG2	1:A:5:GLU:O	2.12	0.49
1:A:22:ILE:HD12	1:A:90:THR:CG2	2.43	0.49
1:A:225:LEU:CD1	1:A:329:LYS:HE2	2.43	0.49
1:A:261:LYS:O	1:A:264:GLU:HG2	2.13	0.49
1:A:442:GLY:HA2	1:C:111:GLN:CB	2.43	0.49
1:B:38:ILE:O	1:B:39:LEU:HD23	2.13	0.49
1:C:48:LEU:CB	1:H:507:ILE:HD11	2.37	0.49
1:C:219:ILE:HD12	1:C:275:ASN:HB3	1.94	0.49
1:C:284:TYR:O	1:C:287:PRO:HD2	2.13	0.49
1:D:163:LYS:HD2	1:D:166:PHE:CD2	2.47	0.49
1:F:28:SER:O	1:F:34:GLY:HA2	2.13	0.49
1:F:236:ILE:HG12	1:F:237:LYS:N	2.28	0.49
1:F:265:LYS:HZ3	1:F:287:PRO:HG3	1.76	0.49
1:G:266:VAL:CB	1:G:290:LEU:HD21	2.27	0.49
1:H:51:THR:CG2	1:H:56:THR:HB	2.41	0.49
1:H:274:ILE:HG23	1:H:296:VAL:CG2	2.42	0.49
1:I:159:LEU:HD12	1:I:372:GLU:CG	2.27	0.49

Continued on next page...

Continued from previous page...

Atom-1	Atom-2	Interatomic distance (Å)	Clash overlap (Å)
1:J:50:VAL:HG11	1:J:368:GLN:HB2	1.94	0.49
1:J:75:SER:O	1:J:78:GLN:HB3	2.12	0.49
1:J:198:ASP:HA	1:J:363:ARG:HG2	1.95	0.49
1:J:419:GLU:O	1:J:423:MET:HB2	2.12	0.49
1:L:21:ALA:O	1:L:25:LEU:HD23	2.12	0.49
1:L:71:LEU:HD13	1:L:501:ILE:CD1	2.42	0.49
1:L:119:GLU:OE1	1:L:119:GLU:HA	2.13	0.49
1:M:67:ALA:CA	1:M:507:ILE:HG13	2.42	0.49
1:O:8:ALA:O	1:O:11:ALA:HB3	2.12	0.49
1:P:150:ALA:HB2	1:P:384:LEU:HD11	1.94	0.49
1:P:163:LYS:HG3	1:P:166:PHE:CE2	2.47	0.49
1:P:402:MET:CE	1:P:453:ARG:HG2	2.42	0.49
1:B:146:LEU:CD1	1:B:171:VAL:HG13	2.42	0.49
1:B:411:LEU:O	1:B:414:ARG:HB3	2.12	0.49
1:C:431:ARG:O	1:C:434:PRO:HD2	2.12	0.49
1:D:324:HIS:HB2	1:D:329:LYS:CE	2.43	0.49
1:D:401:GLU:OE1	1:D:433:LEU:HD23	2.13	0.49
1:D:511:ALA:CB	1:D:512:PRO:CD	2.90	0.49
1:E:152:THR:O	1:E:155:SER:HB2	2.12	0.49
1:E:451:GLN:HG3	1:E:472:ILE:HG23	1.95	0.49
1:F:130:ASN:ND2	1:F:407:ALA:HB2	2.27	0.49
1:G:24:ASP:O	1:G:27:LYS:HG2	2.12	0.49
1:I:274:ILE:O	1:I:296:VAL:HG22	2.12	0.49
1:J:109:HIS:CE1	1:J:111:GLN:HB2	2.48	0.49
1:J:231:MET:HB2	1:J:284:TYR:H	1.77	0.49
1:J:448:LEU:CD2	1:J:465:LEU:HD12	2.40	0.49
1:L:166:PHE:CE2	1:L:363:ARG:O	2.66	0.49
1:M:314:THR:OG1	1:M:331:GLY:HA2	2.13	0.49
1:M:495:ALA:O	1:M:499:GLU:HG3	2.13	0.49
1:O:128:LEU:HD21	1:O:488:ARG:CA	2.41	0.49
1:P:431:ARG:HH21	1:P:434:PRO:HG2	1.78	0.49
1:A:226:ILE:HG12	1:A:278:ILE:HG23	1.93	0.49
1:A:287:PRO:O	1:A:291:PHE:HD2	1.95	0.49
1:A:313:VAL:HG13	1:A:352:VAL:CB	2.42	0.49
1:C:58:LEU:HB3	1:C:72:VAL:HG13	1.95	0.49
1:C:92:LEU:HD11	1:C:433:LEU:HD21	1.94	0.49
1:C:502:LEU:HD23	1:C:502:LEU:N	2.27	0.49
1:D:312:LEU:O	1:D:354:LEU:HD22	2.12	0.49
1:E:411:LEU:HB3	1:E:423:MET:SD	2.52	0.49
1:G:82:VAL:HA	1:G:386:GLN:HG3	1.94	0.49
1:G:414:ARG:HD3	1:G:414:ARG:C	2.32	0.49

Continued on next page...

Continued from previous page...

Atom-1	Atom-2	Interatomic distance (Å)	Clash overlap (Å)
1:H:110:PRO:O	1:H:113:ILE:HB	2.12	0.49
1:H:207:LEU:O	1:H:347:ILE:HG22	2.13	0.49
1:I:191:LYS:HZ1	1:I:346:LEU:HD21	1.78	0.49
1:I:206:LEU:HD11	1:I:346:LEU:CD2	2.28	0.49
1:K:499:GLU:CG	1:K:503:ARG:HE	2.24	0.49
1:L:30:LEU:HB2	1:L:436:ILE:HD13	1.93	0.49
1:L:96:LEU:HD13	1:L:97:LEU:N	2.28	0.49
1:L:405:ALA:HA	1:L:408:VAL:HG22	1.94	0.49
1:L:431:ARG:HH21	1:L:434:PRO:HG2	1.77	0.49
1:M:32:PRO:HA	1:M:155:SER:CB	2.39	0.49
1:O:92:LEU:CD2	1:O:433:LEU:HD11	2.30	0.49
1:O:188:VAL:HG21	1:O:377:LEU:HD22	1.95	0.49
1:P:89:VAL:HG12	1:P:490:VAL:CG2	2.43	0.49
1:A:95:GLU:O	1:A:98:ARG:HG2	2.13	0.49
1:A:448:LEU:C	1:A:448:LEU:HD13	2.33	0.49
1:B:452:LEU:HD22	1:B:465:LEU:HD11	1.94	0.49
1:D:322:PHE:HA	1:D:324:HIS:CD2	2.47	0.49
1:E:274:ILE:O	1:E:274:ILE:HG23	2.12	0.49
1:F:371:ASP:O	1:F:374:GLU:HB3	2.12	0.49
1:G:146:LEU:HD13	1:G:171:VAL:HG22	1.94	0.49
1:G:431:ARG:CZ	1:G:453:ARG:HD3	2.43	0.49
1:H:54:GLY:O	1:H:58:LEU:HD23	2.12	0.49
1:H:191:LYS:HZ3	1:H:346:LEU:HD22	1.75	0.49
1:H:222:ALA:HA	1:H:275:ASN:CB	2.43	0.49
1:H:367:GLN:HG3	1:H:369:ILE:HB	1.95	0.49
1:I:37:LYS:HB3	1:N:6:GLU:H	1.77	0.49
1:I:368:GLN:OE1	1:N:67:ALA:HB2	2.13	0.49
1:J:431:ARG:HA	1:J:431:ARG:CZ	2.43	0.49
1:K:160:THR:HA	1:K:163:LYS:HB3	1.95	0.49
1:L:130:ASN:O	1:L:131:SER:HB2	2.13	0.49
1:M:219:ILE:HB	1:M:275:ASN:HB3	1.95	0.49
1:M:431:ARG:HH21	1:M:434:PRO:HG2	1.76	0.49
1:N:19:ALA:HB3	1:N:98:ARG:HH22	1.77	0.49
1:O:324:HIS:O	1:O:329:LYS:HG3	2.13	0.49
1:O:365:ALA:H	1:O:370:LEU:HD12	1.77	0.49
1:P:334:LYS:HG3	1:P:351:GLY:HA3	1.94	0.49
1:A:108:ILE:HD13	1:M:444:ASP:OD1	2.13	0.49
1:A:226:ILE:HG12	1:A:278:ILE:CG2	2.42	0.49
1:A:448:LEU:HD11	1:A:465:LEU:CD1	2.43	0.49
1:C:117:TRP:H	1:C:505:ASP:N	2.11	0.49
1:C:143:ARG:HA	1:C:143:ARG:NE	2.27	0.49

Continued on next page...

Continued from previous page...

Atom-1	Atom-2	Interatomic distance (Å)	Clash overlap (Å)
1:C:446:ALA:CA	1:L:421:VAL:HG21	2.43	0.49
1:D:505:ASP:OD2	1:H:37:LYS:HD2	2.13	0.49
1:E:106:LYS:CE	1:J:446:ALA:HB1	2.43	0.49
1:E:154:LEU:HD22	1:E:167:THR:OG1	2.13	0.49
1:F:15:SER:HB3	1:F:501:ILE:CG2	2.42	0.49
1:F:143:ARG:HA	1:F:143:ARG:HE	1.78	0.49
1:F:280:ARG:O	1:F:281:GLN:HB3	2.12	0.49
1:H:399:CYS:SG	1:H:464:GLY:CA	3.00	0.49
1:I:15:SER:CB	1:I:501:ILE:O	2.60	0.49
1:I:82:VAL:HG11	1:I:486:VAL:N	2.27	0.49
1:I:418:LYS:NZ	1:I:418:LYS:HB3	2.28	0.49
1:J:128:LEU:HD22	1:J:394:VAL:CG1	2.43	0.49
1:J:231:MET:HE1	1:J:265:LYS:HD3	1.94	0.49
1:K:139:GLU:OE1	1:K:178:LYS:HD3	2.13	0.49
1:L:159:LEU:N	1:L:159:LEU:HD22	2.28	0.49
1:L:324:HIS:HB2	1:L:329:LYS:CE	2.41	0.49
1:L:368:GLN:NE2	1:M:508:ILE:HG21	2.27	0.49
1:L:508:ILE:O	1:P:39:LEU:HD22	2.12	0.49
1:M:48:LEU:HD13	1:O:508:ILE:HG22	1.95	0.49
1:O:384:LEU:HD22	1:O:384:LEU:N	2.28	0.49
1:A:114:ILE:HD12	1:A:499:GLU:HA	1.93	0.49
1:B:1:ALA:O	1:G:61:ILE:HG21	2.13	0.49
1:B:163:LYS:HE3	1:B:376:SER:HB3	1.95	0.49
1:C:368:GLN:NE2	1:H:504:VAL:HG11	2.28	0.49
1:D:506:ASN:HD22	1:H:39:LEU:CD2	2.25	0.49
1:E:322:PHE:HA	1:E:324:HIS:CD2	2.48	0.49
1:G:152:THR:CB	1:G:480:ILE:HG23	2.43	0.49
1:I:166:PHE:CE1	1:I:198:ASP:HB2	2.47	0.49
1:I:408:VAL:HG23	1:I:427:ALA:HB1	1.94	0.49
1:K:176:ARG:HH22	1:K:360:ILE:CG1	2.26	0.49
1:K:404:MET:O	1:K:408:VAL:HG22	2.13	0.49
1:L:119:GLU:CB	1:L:419:GLU:HG2	2.43	0.49
1:M:171:VAL:HG12	1:M:384:LEU:CD1	2.43	0.49
1:M:187:HIS:O	1:M:359:THR:HG23	2.13	0.49
1:M:241:SER:O	1:M:243:VAL:HG23	2.13	0.49
1:M:277:PHE:O	1:M:298:ALA:HA	2.13	0.49
1:N:117:TRP:CE2	1:N:498:ALA:HB1	2.48	0.49
1:N:452:LEU:HD13	1:N:465:LEU:HD13	1.95	0.49
1:O:233:THR:HG21	1:O:261:LYS:HE2	1.94	0.49
1:O:433:LEU:HA	1:O:436:ILE:HG22	1.94	0.49
1:P:32:PRO:O	1:P:33:LYS:HD3	2.13	0.49

Continued on next page...

Continued from previous page...

Atom-1	Atom-2	Interatomic distance (Å)	Clash overlap (Å)
1:P:126:GLN:HE21	1:P:411:LEU:HD13	1.78	0.49
1:P:276:CYS:HA	1:P:297:MET:O	2.13	0.49
1:A:506:ASN:OD1	1:F:38:ILE:HG13	2.13	0.48
1:B:31:GLY:O	1:B:156:SER:HB3	2.13	0.48
1:B:40:LEU:HB2	1:B:48:LEU:HG	1.95	0.48
1:B:412:ALA:CB	1:B:424:GLU:HB3	2.43	0.48
1:C:226:ILE:HD11	1:C:310:LEU:HD12	1.94	0.48
1:C:448:LEU:C	1:C:448:LEU:HD13	2.34	0.48
1:D:133:VAL:HG11	1:D:394:VAL:HA	1.93	0.48
1:F:32:PRO:HA	1:F:155:SER:C	2.33	0.48
1:F:211:ILE:HG12	1:F:298:ALA:H	1.79	0.48
1:F:236:ILE:CG1	1:F:237:LYS:H	2.27	0.48
1:G:95:GLU:HA	1:G:98:ARG:HD2	1.94	0.48
1:H:402:MET:HG2	1:H:431:ARG:HH22	1.79	0.48
1:I:40:LEU:HD11	1:I:48:LEU:HG	1.94	0.48
1:J:503:ARG:CZ	1:N:158:LEU:HD22	2.43	0.48
1:L:305:VAL:O	1:L:309:ARG:HG2	2.13	0.48
1:N:9:GLU:CB	1:N:507:ILE:HG23	2.43	0.48
1:O:211:ILE:HG13	1:O:298:ALA:O	2.13	0.48
1:A:185:ALA:HB1	1:A:357:ALA:HB1	1.95	0.48
1:A:233:THR:O	1:A:234:ASP:HB3	2.13	0.48
1:A:393:THR:HB	1:A:482:GLU:O	2.13	0.48
1:B:372:GLU:HG3	1:B:375:ARG:CZ	2.43	0.48
1:C:188:VAL:CG2	1:C:377:LEU:HD21	2.38	0.48
1:C:401:GLU:HG2	1:C:433:LEU:HD22	1.95	0.48
1:D:39:LEU:HB2	1:E:510:ALA:N	2.28	0.48
1:D:79:ASP:HA	1:D:83:GLY:CA	2.43	0.48
1:D:118:ARG:NH1	1:D:118:ARG:HB2	2.28	0.48
1:D:399:CYS:SG	1:D:475:MET:HB2	2.53	0.48
1:D:487:LYS:O	1:D:491:LEU:HG	2.12	0.48
1:E:188:VAL:HA	1:E:360:ILE:O	2.13	0.48
1:E:211:ILE:HG13	1:E:298:ALA:O	2.13	0.48
1:F:266:VAL:HB	1:F:290:LEU:HD21	1.94	0.48
1:G:111:GLN:HA	1:G:114:ILE:HG12	1.95	0.48
1:H:154:LEU:HD22	1:H:167:THR:CB	2.40	0.48
1:I:82:VAL:HG13	1:I:486:VAL:HG12	1.96	0.48
1:I:159:LEU:CD2	1:I:163:LYS:HD3	2.42	0.48
1:I:433:LEU:H	1:I:433:LEU:HD12	1.78	0.48
1:J:183:LEU:HD21	1:J:385:ALA:HB3	1.95	0.48
1:K:59:LYS:NZ	1:K:76:ARG:HB2	2.28	0.48
1:K:132:ALA:HB3	1:K:461:THR:OG1	2.13	0.48

Continued on next page...

Continued from previous page...

Atom-1	Atom-2	Interatomic distance (Å)	Clash overlap (Å)
1:K:171:VAL:HG12	1:K:384:LEU:HD12	1.95	0.48
1:K:297:MET:HE3	1:K:347:ILE:HD11	1.94	0.48
1:L:58:LEU:HB3	1:L:72:VAL:HG11	1.95	0.48
1:L:70:VAL:HG21	1:P:38:ILE:CD1	2.40	0.48
1:L:152:THR:O	1:L:155:SER:HB2	2.13	0.48
1:L:154:LEU:HD22	1:L:167:THR:HB	1.95	0.48
1:M:152:THR:HG21	1:M:480:ILE:HG23	1.95	0.48
1:M:160:THR:O	1:M:160:THR:HG22	2.13	0.48
1:M:191:LYS:HB3	1:M:363:ARG:HG2	1.95	0.48
1:M:421:VAL:O	1:M:424:GLU:HG2	2.14	0.48
1:N:36:ASP:CG	1:N:52:ASN:HD22	2.16	0.48
1:N:176:ARG:NH1	1:N:358:CYS:HB2	2.28	0.48
1:N:177:LEU:CD2	1:N:186:ILE:HD11	2.42	0.48
1:O:145:ASP:OD2	1:O:175:LEU:HD11	2.13	0.48
1:O:250:LYS:O	1:O:253:GLU:HG2	2.13	0.48
1:O:261:LYS:O	1:O:264:GLU:HG2	2.13	0.48
1:O:287:PRO:O	1:O:291:PHE:HD1	1.96	0.48
1:O:341:ILE:HG23	1:O:363:ARG:CZ	2.43	0.48
1:P:287:PRO:O	1:P:291:PHE:HD1	1.96	0.48
1:P:441:ALA:HB2	1:P:467:MET:HG2	1.95	0.48
1:A:37:LYS:HB3	1:C:512:PRO:CD	2.44	0.48
1:A:41:SER:OG	1:C:1:ALA:HB3	2.13	0.48
1:A:50:VAL:HG22	1:A:375:ARG:HH12	1.78	0.48
1:A:133:VAL:CB	1:A:393:THR:O	2.62	0.48
1:B:99:GLU:O	1:B:103:LEU:HD13	2.13	0.48
1:F:412:ALA:HB2	1:F:424:GLU:HB3	1.93	0.48
1:G:176:ARG:HH22	1:G:201:LEU:HD21	1.78	0.48
1:H:174:VAL:CG1	1:H:381:LEU:HA	2.44	0.48
1:I:219:ILE:CD1	1:I:276:CYS:HB2	2.43	0.48
1:I:478:LEU:HB3	1:I:480:ILE:HG12	1.94	0.48
1:J:211:ILE:HG12	1:J:298:ALA:H	1.78	0.48
1:K:82:VAL:HG23	1:K:486:VAL:HG12	1.94	0.48
1:K:261:LYS:O	1:K:264:GLU:HG2	2.14	0.48
1:K:433:LEU:O	1:K:437:ILE:HG12	2.12	0.48
1:K:484:PHE:O	1:K:488:ARG:HG3	2.13	0.48
1:M:96:LEU:HD21	1:M:117:TRP:CZ2	2.48	0.48
1:M:441:ALA:O	1:O:111:GLN:HB2	2.13	0.48
1:N:6:GLU:O	1:N:11:ALA:HB2	2.12	0.48
1:N:176:ARG:HH11	1:N:176:ARG:CG	2.25	0.48
1:N:431:ARG:O	1:N:434:PRO:HD2	2.13	0.48
1:N:513:ARG:OXT	1:N:513:ARG:CG	2.61	0.48

Continued on next page...

Continued from previous page...

Atom-1	Atom-2	Interatomic distance (Å)	Clash overlap (Å)
1:O:139:GLU:O	1:O:140:VAL:HB	2.12	0.48
1:P:59:LYS:CE	1:P:76:ARG:HB2	2.40	0.48
1:P:451:GLN:HG3	1:P:472:ILE:HG23	1.95	0.48
1:P:503:ARG:HG3	1:P:504:VAL:N	2.24	0.48
1:A:109:HIS:CE1	1:F:440:ASN:HA	2.49	0.48
1:A:146:LEU:HD13	1:A:167:THR:O	2.13	0.48
1:C:140:VAL:HA	1:C:175:LEU:HD22	1.95	0.48
1:D:14:SER:HB3	1:D:510:ALA:O	2.14	0.48
1:D:222:ALA:HA	1:D:275:ASN:OD1	2.12	0.48
1:E:431:ARG:HH21	1:E:434:PRO:HG2	1.78	0.48
1:E:433:LEU:O	1:E:436:ILE:HG22	2.13	0.48
1:F:33:LYS:O	1:F:440:ASN:HB2	2.12	0.48
1:F:159:LEU:HG	1:F:163:LYS:CG	2.43	0.48
1:F:219:ILE:HD12	1:F:275:ASN:HB3	1.96	0.48
1:F:244:ARG:HH21	1:F:246:ASP:HA	1.78	0.48
1:G:159:LEU:HD22	1:G:159:LEU:N	2.28	0.48
1:G:310:LEU:O	1:G:314:THR:HG22	2.12	0.48
1:H:74:MET:SD	1:H:493:SER:HB3	2.54	0.48
1:I:75:SER:O	1:I:78:GLN:HB3	2.13	0.48
1:I:225:LEU:HD13	1:I:329:LYS:HE2	1.94	0.48
1:I:274:ILE:HG23	1:I:274:ILE:O	2.13	0.48
1:K:58:LEU:HB3	1:K:72:VAL:CG1	2.42	0.48
1:K:96:LEU:HG	1:K:498:ALA:HB1	1.94	0.48
1:L:435:THR:O	1:L:439:ASP:HB2	2.13	0.48
1:M:402:MET:CE	1:M:453:ARG:HG2	2.43	0.48
1:N:154:LEU:HD22	1:N:167:THR:CB	2.40	0.48
1:O:236:ILE:CG1	1:O:237:LYS:H	2.26	0.48
1:O:498:ALA:O	1:O:501:ILE:HB	2.13	0.48
1:A:146:LEU:CD2	1:A:150:ALA:HB3	2.33	0.48
1:A:313:VAL:CG1	1:A:352:VAL:HB	2.42	0.48
1:C:163:LYS:HG2	1:C:166:PHE:HB2	1.95	0.48
1:C:501:ILE:C	1:C:503:ARG:N	2.67	0.48
1:E:99:GLU:O	1:E:102:SER:HB2	2.13	0.48
1:E:116:GLY:O	1:E:119:GLU:HB2	2.13	0.48
1:E:139:GLU:O	1:E:140:VAL:HB	2.13	0.48
1:E:173:ALA:O	1:E:176:ARG:HG2	2.13	0.48
1:F:110:PRO:O	1:F:114:ILE:HG12	2.13	0.48
1:G:402:MET:HG2	1:G:431:ARG:HH22	1.77	0.48
1:H:65:ASN:CG	1:H:66:PRO:HD3	2.33	0.48
1:H:95:GLU:CD	1:H:429:ALA:HA	2.34	0.48
1:H:163:LYS:O	1:H:166:PHE:HB2	2.12	0.48

Continued on next page...

Continued from previous page...

Atom-1	Atom-2	Interatomic distance (Å)	Clash overlap (Å)
1:H:452:LEU:HD11	1:H:456:HIS:CE1	2.48	0.48
1:I:103:LEU:HA	1:I:106:LYS:HD3	1.94	0.48
1:I:372:GLU:CA	1:I:375:ARG:NH2	2.73	0.48
1:J:32:PRO:HA	1:J:155:SER:C	2.34	0.48
1:J:38:ILE:CD1	1:K:509:LYS:HD3	2.43	0.48
1:J:225:LEU:HD11	1:J:324:HIS:ND1	2.28	0.48
1:K:52:ASN:N	1:K:375:ARG:HD2	2.28	0.48
1:K:412:ALA:O	1:K:420:ALA:HB1	2.12	0.48
1:L:51:THR:HG23	1:L:375:ARG:HD3	1.96	0.48
1:L:128:LEU:HB2	1:L:129:LEU:HD13	1.94	0.48
1:L:174:VAL:HG11	1:L:384:LEU:CB	2.43	0.48
1:L:390:ASP:HB3	1:L:485:GLN:NE2	2.29	0.48
1:M:242:ARG:HG3	1:O:239:PHE:HB2	1.96	0.48
1:N:64:ASP:HB2	1:N:66:PRO:HD2	1.95	0.48
1:N:192:LEU:CD1	1:N:343:GLU:HG2	2.43	0.48
1:N:265:LYS:O	1:N:269:ILE:HG13	2.13	0.48
1:P:166:PHE:CE1	1:P:198:ASP:HB2	2.49	0.48
1:P:171:VAL:O	1:P:175:LEU:HG	2.14	0.48
1:A:37:LYS:HD2	1:C:511:ALA:HB1	1.95	0.48
1:A:37:LYS:HD3	1:C:511:ALA:CB	2.44	0.48
1:C:149:ILE:HD13	1:C:387:THR:OG1	2.13	0.48
1:C:163:LYS:CG	1:C:166:PHE:HB2	2.43	0.48
1:D:39:LEU:HD12	1:E:510:ALA:H	1.78	0.48
1:D:207:LEU:HD12	1:D:299:ILE:HD13	1.93	0.48
1:E:50:VAL:HG12	1:E:368:GLN:HE21	1.79	0.48
1:E:268:ARG:O	1:E:271:LYS:HG2	2.14	0.48
1:F:163:LYS:HE3	1:F:376:SER:HB3	1.94	0.48
1:F:191:LYS:HD3	1:F:346:LEU:HD11	1.95	0.48
1:F:261:LYS:O	1:F:264:GLU:HG2	2.14	0.48
1:G:177:LEU:HD11	1:G:183:LEU:HD12	1.95	0.48
1:G:312:LEU:O	1:G:354:LEU:HD22	2.14	0.48
1:H:226:ILE:HD12	1:H:317:GLU:HG3	1.95	0.48
1:H:274:ILE:O	1:H:296:VAL:HG22	2.13	0.48
1:H:448:LEU:HD22	1:H:451:GLN:HE21	1.79	0.48
1:I:51:THR:CG2	1:I:57:ILE:HB	2.44	0.48
1:I:205:PHE:HA	1:I:359:THR:OG1	2.14	0.48
1:K:111:GLN:HA	1:K:114:ILE:HG12	1.94	0.48
1:L:404:MET:CE	1:L:430:LEU:HD11	2.43	0.48
1:P:215:GLN:HG3	1:P:292:GLY:HA2	1.95	0.48
1:A:32:PRO:HA	1:A:155:SER:HB3	1.95	0.48
1:A:247:SER:O	1:A:248:THR:HB	2.13	0.48

Continued on next page...

Continued from previous page...

Atom-1	Atom-2	Interatomic distance (Å)	Clash overlap (Å)
1:B:28:SER:OG	1:B:37:LYS:HE2	2.13	0.48
1:B:128:LEU:HD13	1:B:128:LEU:H	1.78	0.48
1:C:110:PRO:O	1:C:113:ILE:HB	2.14	0.48
1:C:475:MET:SD	1:C:480:ILE:CB	2.97	0.48
1:D:25:LEU:HB3	1:E:508:ILE:HB	1.95	0.48
1:D:110:PRO:O	1:D:114:ILE:HG13	2.14	0.48
1:D:452:LEU:HD11	1:D:456:HIS:HE1	1.77	0.48
1:D:511:ALA:HB3	1:D:512:PRO:HD3	1.95	0.48
1:E:19:ALA:HB1	1:E:94:ALA:CA	2.43	0.48
1:E:243:VAL:HG12	1:E:244:ARG:O	2.13	0.48
1:G:428:LYS:O	1:G:431:ARG:HB3	2.13	0.48
1:H:112:THR:HG22	1:H:418:LYS:HG2	1.95	0.48
1:I:29:THR:HA	1:I:35:MET:H	1.78	0.48
1:I:158:LEU:HD22	1:N:7:ARG:NH1	2.28	0.48
1:J:510:ALA:C	1:J:512:PRO:HD3	2.34	0.48
1:K:206:LEU:HD23	1:K:348:HIS:CD2	2.49	0.48
1:K:408:VAL:HG23	1:K:427:ALA:HB1	1.96	0.48
1:L:100:ALA:HA	1:L:103:LEU:HD13	1.95	0.48
1:M:154:LEU:HD21	1:M:163:LYS:HG2	1.94	0.48
1:M:317:GLU:OE2	1:M:329:LYS:HE3	2.14	0.48
1:M:433:LEU:HB2	1:M:434:PRO:HD3	1.96	0.48
1:N:139:GLU:OE2	1:N:178:LYS:HD2	2.13	0.48
1:N:192:LEU:HB2	1:N:343:GLU:HB3	1.96	0.48
1:N:509:LYS:HG2	1:N:510:ALA:H	1.78	0.48
1:O:96:LEU:C	1:O:96:LEU:HD13	2.34	0.48
1:P:99:GLU:O	1:P:102:SER:HB2	2.13	0.48
1:A:25:LEU:CG	1:C:512:PRO:HA	2.44	0.48
1:B:150:ALA:O	1:B:154:LEU:HD13	2.14	0.48
1:B:380:ALA:O	1:B:384:LEU:HD22	2.13	0.48
1:D:274:ILE:O	1:D:274:ILE:HG23	2.14	0.48
1:D:397:GLY:HA3	1:D:475:MET:CE	2.44	0.48
1:E:31:GLY:C	1:E:155:SER:HB3	2.34	0.48
1:E:41:SER:HB2	1:G:513:ARG:HA	1.95	0.48
1:E:57:ILE:HD11	1:G:512:PRO:CB	2.44	0.48
1:E:143:ARG:HA	1:E:143:ARG:HE	1.78	0.48
1:E:364:GLY:O	1:E:370:LEU:HD13	2.14	0.48
1:G:149:ILE:HD12	1:G:483:SER:N	2.29	0.48
1:G:511:ALA:H	1:G:512:PRO:HD3	1.77	0.48
1:H:398:GLY:HA2	1:H:401:GLU:OE1	2.13	0.48
1:H:434:PRO:HB3	1:H:452:LEU:HD23	1.95	0.48
1:I:35:MET:SD	1:N:504:VAL:HG21	2.53	0.48

Continued on next page...

Continued from previous page...

Atom-1	Atom-2	Interatomic distance (Å)	Clash overlap (Å)
1:J:146:LEU:O	1:J:147:MET:HB2	2.13	0.48
1:J:161:HIS:CG	1:J:162:HIS:H	2.32	0.48
1:J:448:LEU:HD13	1:J:448:LEU:C	2.33	0.48
1:K:22:ILE:HD12	1:K:90:THR:CG2	2.44	0.48
1:K:431:ARG:NH1	1:K:453:ARG:HD3	2.29	0.48
1:L:57:ILE:O	1:L:57:ILE:HD13	2.13	0.48
1:L:82:VAL:HG11	1:L:486:VAL:HA	1.94	0.48
1:M:67:ALA:HA	1:M:507:ILE:CG1	2.43	0.48
1:N:163:LYS:O	1:N:166:PHE:HB2	2.13	0.48
1:O:443:TYR:CE1	1:O:470:GLY:HA3	2.48	0.48
1:B:39:LEU:HD22	1:F:509:LYS:H	1.78	0.48
1:B:305:VAL:HG23	1:B:309:ARG:HH12	1.79	0.48
1:C:392:ARG:HB3	1:C:484:PHE:HB3	1.95	0.48
1:D:185:ALA:HA	1:D:309:ARG:HB3	1.95	0.48
1:D:226:ILE:HG12	1:D:278:ILE:HG23	1.96	0.48
1:H:222:ALA:HA	1:H:275:ASN:HB2	1.95	0.48
1:H:408:VAL:HG23	1:H:427:ALA:HB1	1.96	0.48
1:H:431:ARG:O	1:H:434:PRO:HD2	2.14	0.48
1:I:50:VAL:CG2	1:I:375:ARG:HH22	2.27	0.48
1:I:166:PHE:CZ	1:I:198:ASP:HB3	2.49	0.48
1:J:40:LEU:HG	1:K:510:ALA:CA	2.44	0.48
1:J:399:CYS:SG	1:J:464:GLY:CA	2.97	0.48
1:M:159:LEU:CD2	1:M:163:LYS:HD3	2.44	0.48
1:M:251:VAL:O	1:M:254:ILE:HB	2.14	0.48
1:M:448:LEU:HA	1:M:451:GLN:HE21	1.79	0.48
1:N:426:TYR:OH	1:N:491:LEU:HD22	2.14	0.48
1:O:274:ILE:HG23	1:O:274:ILE:O	2.13	0.48
1:P:211:ILE:HG12	1:P:298:ALA:H	1.79	0.48
1:A:52:ASN:N	1:A:375:ARG:HD2	2.29	0.48
1:A:139:GLU:O	1:A:140:VAL:HB	2.13	0.48
1:B:84:ASP:OD1	1:B:84:ASP:N	2.47	0.48
1:B:199:SER:HA	1:B:361:VAL:O	2.13	0.48
1:B:448:LEU:HD13	1:B:448:LEU:C	2.34	0.48
1:C:341:ILE:O	1:C:343:GLU:N	2.44	0.48
1:C:396:GLY:HA3	1:C:480:ILE:HG22	1.96	0.48
1:D:59:LYS:HE2	1:D:76:ARG:HB2	1.96	0.48
1:D:211:ILE:HG12	1:D:298:ALA:H	1.78	0.48
1:D:405:ALA:HA	1:D:408:VAL:HG22	1.96	0.48
1:F:58:LEU:HB3	1:F:72:VAL:HG11	1.95	0.48
1:G:35:MET:O	1:G:36:ASP:CG	2.52	0.48
1:G:38:ILE:HG21	1:G:368:GLN:CD	2.34	0.48

Continued on next page...

Continued from previous page...

Atom-1	Atom-2	Interatomic distance (Å)	Clash overlap (Å)
1:G:110:PRO:O	1:G:114:ILE:HG12	2.14	0.48
1:G:171:VAL:O	1:G:174:VAL:HG22	2.14	0.48
1:H:191:LYS:HG2	1:H:341:ILE:CG2	2.44	0.48
1:I:313:VAL:HG13	1:I:352:VAL:HG21	1.96	0.48
1:J:37:LYS:O	1:J:50:VAL:HG23	2.14	0.48
1:J:114:ILE:HA	1:J:117:TRP:CZ3	2.49	0.48
1:J:308:GLU:OE2	1:N:213:VAL:HG22	2.14	0.48
1:J:312:LEU:O	1:J:354:LEU:HD22	2.14	0.48
1:K:148:ASN:HA	1:K:480:ILE:HG12	1.95	0.48
1:K:280:ARG:HA	1:K:302:ALA:O	2.14	0.48
1:K:341:ILE:HD11	1:K:348:HIS:HE1	1.79	0.48
1:L:35:MET:SD	1:L:35:MET:N	2.87	0.48
1:M:22:ILE:HD12	1:M:90:THR:CG2	2.44	0.48
1:M:138:ASP:O	1:M:139:GLU:HB2	2.12	0.48
1:M:191:LYS:HG2	1:M:341:ILE:HG22	1.95	0.48
1:N:29:THR:HG23	1:N:52:ASN:O	2.14	0.48
1:N:152:THR:O	1:N:155:SER:HB2	2.14	0.48
1:N:297:MET:CE	1:N:347:ILE:HD11	2.43	0.48
1:N:313:VAL:CG2	1:N:357:ALA:HB3	2.43	0.48
1:O:154:LEU:CD2	1:O:163:LYS:HG3	2.44	0.48
1:O:225:LEU:HD13	1:O:329:LYS:HE3	1.95	0.48
1:P:277:PHE:O	1:P:298:ALA:HA	2.14	0.48
1:A:59:LYS:CE	1:A:76:ARG:HB2	2.43	0.47
1:A:65:ASN:ND2	1:A:66:PRO:HD3	2.29	0.47
1:A:372:GLU:HG3	1:A:375:ARG:HH21	1.79	0.47
1:A:402:MET:CE	1:A:453:ARG:HG2	2.45	0.47
1:B:211:ILE:CD1	1:B:297:MET:HG3	2.35	0.47
1:C:11:ALA:CB	1:C:510:ALA:HB3	2.43	0.47
1:C:39:LEU:HD12	1:C:57:ILE:HG13	1.96	0.47
1:D:111:GLN:O	1:D:114:ILE:HB	2.14	0.47
1:D:154:LEU:HD22	1:D:167:THR:OG1	2.14	0.47
1:D:431:ARG:HA	1:D:431:ARG:CZ	2.44	0.47
1:D:501:ILE:C	1:D:504:VAL:HG23	2.34	0.47
1:E:114:ILE:CG2	1:E:503:ARG:HH11	2.25	0.47
1:E:117:TRP:HD1	1:E:495:ALA:HA	1.79	0.47
1:E:145:ASP:OD2	1:E:175:LEU:HD11	2.14	0.47
1:F:188:VAL:HG21	1:F:377:LEU:CD2	2.43	0.47
1:G:57:ILE:HG23	1:G:58:LEU:CD2	2.44	0.47
1:G:59:LYS:NZ	1:G:76:ARG:HB2	2.28	0.47
1:G:154:LEU:HD22	1:G:167:THR:HB	1.95	0.47
1:G:203:GLU:HB2	1:G:350:SER:HB2	1.96	0.47

Continued on next page...

Continued from previous page...

Atom-1	Atom-2	Interatomic distance (Å)	Clash overlap (Å)
1:I:276:CYS:HA	1:I:297:MET:O	2.14	0.47
1:I:433:LEU:HA	1:I:436:ILE:HG22	1.96	0.47
1:M:40:LEU:HD22	1:M:48:LEU:HD21	1.96	0.47
1:N:225:LEU:HD11	1:N:324:HIS:CE1	2.48	0.47
1:O:166:PHE:CZ	1:O:198:ASP:CB	2.97	0.47
1:P:372:GLU:O	1:P:375:ARG:HB3	2.13	0.47
1:A:67:ALA:HB3	1:A:507:ILE:HB	1.94	0.47
1:A:146:LEU:HD12	1:A:171:VAL:CG1	2.34	0.47
1:A:166:PHE:HD2	1:A:362:LEU:HD22	1.77	0.47
1:A:372:GLU:CG	1:A:375:ARG:NH2	2.76	0.47
1:B:113:ILE:HG23	1:B:422:ALA:HB2	1.96	0.47
1:B:225:LEU:HD11	1:B:324:HIS:ND1	2.29	0.47
1:B:265:LYS:O	1:B:269:ILE:HB	2.14	0.47
1:B:334:LYS:CG	1:B:351:GLY:HA3	2.44	0.47
1:C:119:GLU:OE1	1:C:119:GLU:HA	2.14	0.47
1:E:447:ASP:HA	1:J:418:LYS:HD3	1.95	0.47
1:G:261:LYS:O	1:G:264:GLU:HG2	2.15	0.47
1:G:504:VAL:HG12	1:G:506:ASN:O	2.14	0.47
1:H:261:LYS:O	1:H:264:GLU:HG2	2.14	0.47
1:I:103:LEU:HA	1:I:106:LYS:CD	2.44	0.47
1:I:448:LEU:C	1:I:448:LEU:HD13	2.34	0.47
1:K:284:TYR:CE2	1:K:286:TYR:CD1	3.02	0.47
1:L:11:ALA:HB1	1:L:506:ASN:HA	1.96	0.47
1:L:75:SER:O	1:L:78:GLN:HB3	2.13	0.47
1:L:117:TRP:HD1	1:L:495:ALA:O	1.97	0.47
1:M:219:ILE:HD12	1:M:275:ASN:HB3	1.97	0.47
1:M:313:VAL:HG22	1:M:357:ALA:CB	2.44	0.47
1:N:192:LEU:HD13	1:N:343:GLU:HG2	1.96	0.47
1:N:448:LEU:C	1:N:448:LEU:HD13	2.34	0.47
1:O:31:GLY:HA3	1:O:440:ASN:OD1	2.14	0.47
1:O:146:LEU:HD21	1:O:167:THR:HG23	1.95	0.47
1:P:22:ILE:HD12	1:P:90:THR:CG2	2.44	0.47
1:P:32:PRO:HG2	1:P:467:MET:HE1	1.96	0.47
1:A:204:GLY:HA3	1:A:349:PHE:O	2.14	0.47
1:A:310:LEU:O	1:A:314:THR:HG22	2.13	0.47
1:B:124:ALA:O	1:B:127:ALA:HB3	2.15	0.47
1:B:158:LEU:HD22	1:F:503:ARG:HH12	1.80	0.47
1:C:218:ARG:HG3	1:C:337:GLU:HB3	1.96	0.47
1:C:392:ARG:HG2	1:C:484:PHE:CD1	2.49	0.47
1:D:57:ILE:HD13	1:D:57:ILE:C	2.35	0.47
1:D:280:ARG:HD2	1:D:304:PHE:HB2	1.95	0.47

Continued on next page...

Continued from previous page...

Atom-1	Atom-2	Interatomic distance (Å)	Clash overlap (Å)
1:D:394:VAL:CG2	1:D:482:GLU:HB2	2.44	0.47
1:E:132:ALA:H	1:E:461:THR:HG21	1.79	0.47
1:E:431:ARG:O	1:E:434:PRO:HD2	2.14	0.47
1:F:108:ILE:HD11	1:I:107:LYS:O	2.15	0.47
1:F:402:MET:HG2	1:F:431:ARG:HH22	1.78	0.47
1:G:190:LYS:HD2	1:G:370:LEU:CD2	2.45	0.47
1:G:209:LYS:HE2	1:G:301:HIS:O	2.15	0.47
1:H:11:ALA:CB	1:H:505:ASP:HB2	2.44	0.47
1:I:222:ALA:HA	1:I:275:ASN:CG	2.34	0.47
1:K:191:LYS:NZ	1:K:191:LYS:HB2	2.29	0.47
1:L:38:ILE:CD1	1:M:508:ILE:N	2.77	0.47
1:M:106:LYS:HG2	1:M:108:ILE:CD1	2.43	0.47
1:O:112:THR:HG23	1:O:418:LYS:HD3	1.96	0.47
1:O:431:ARG:O	1:O:434:PRO:HD2	2.15	0.47
1:B:265:LYS:HE2	1:B:322:PHE:CE1	2.50	0.47
1:B:417:GLY:O	1:B:420:ALA:HB3	2.15	0.47
1:C:345:LYS:C	1:C:346:LEU:HD12	2.34	0.47
1:C:392:ARG:HB3	1:C:484:PHE:CB	2.45	0.47
1:C:416:PRO:HA	1:L:454:ALA:CB	2.44	0.47
1:D:324:HIS:HB2	1:D:329:LYS:HE2	1.97	0.47
1:D:434:PRO:HB3	1:D:452:LEU:HD23	1.95	0.47
1:D:511:ALA:HB3	1:D:512:PRO:CD	2.45	0.47
1:E:88:SER:O	1:E:92:LEU:HD13	2.14	0.47
1:F:75:SER:O	1:F:78:GLN:HB3	2.14	0.47
1:F:176:ARG:HH12	1:F:201:LEU:HD21	1.78	0.47
1:G:89:VAL:HG12	1:G:490:VAL:CG2	2.44	0.47
1:G:219:ILE:HG21	1:G:275:ASN:O	2.13	0.47
1:G:431:ARG:O	1:G:434:PRO:HD2	2.15	0.47
1:H:7:ARG:H	1:H:10:THR:HG23	1.79	0.47
1:H:184:GLU:O	1:H:185:ALA:HB3	2.14	0.47
1:I:111:GLN:HG2	1:O:35:MET:CE	2.44	0.47
1:I:280:ARG:HG3	1:I:304:PHE:CA	2.44	0.47
1:K:69:LYS:HD3	1:K:511:ALA:HB1	1.96	0.47
1:K:119:GLU:CD	1:K:419:GLU:HB3	2.34	0.47
1:L:40:LEU:CD1	1:M:509:LYS:HD2	2.39	0.47
1:L:373:ALA:O	1:L:377:LEU:HB2	2.14	0.47
1:M:82:VAL:HG11	1:M:486:VAL:CA	2.44	0.47
1:N:65:ASN:N	1:N:66:PRO:CD	2.77	0.47
1:N:146:LEU:HB2	1:N:171:VAL:CG1	2.44	0.47
1:N:206:LEU:HD21	1:N:346:LEU:HD21	1.96	0.47
1:O:341:ILE:O	1:O:341:ILE:HG22	2.14	0.47

Continued on next page...

Continued from previous page...

Atom-1	Atom-2	Interatomic distance (Å)	Clash overlap (Å)
1:P:393:THR:HG22	1:P:483:SER:HA	1.96	0.47
1:A:219:ILE:HB	1:A:275:ASN:HB3	1.97	0.47
1:C:393:THR:HB	1:C:481:THR:OG1	2.15	0.47
1:D:37:LYS:O	1:D:50:VAL:HA	2.14	0.47
1:D:226:ILE:HA	1:D:278:ILE:O	2.15	0.47
1:E:27:LYS:HE3	1:J:107:LYS:HZ1	1.80	0.47
1:F:108:ILE:CD1	1:I:107:LYS:HB3	2.44	0.47
1:F:226:ILE:HG12	1:F:278:ILE:CG2	2.44	0.47
1:F:287:PRO:O	1:F:291:PHE:HD2	1.98	0.47
1:G:108:ILE:HG23	1:N:444:ASP:OD1	2.14	0.47
1:G:211:ILE:CD1	1:G:297:MET:HG3	2.35	0.47
1:H:121:THR:O	1:H:125:ARG:HG2	2.14	0.47
1:H:206:LEU:HD11	1:H:346:LEU:CD2	2.38	0.47
1:I:78:GLN:CD	1:I:489:GLN:HB2	2.35	0.47
1:J:106:LYS:O	1:J:107:LYS:HB2	2.15	0.47
1:J:183:LEU:HD21	1:J:385:ALA:CB	2.45	0.47
1:K:511:ALA:HB1	1:K:512:PRO:CD	2.33	0.47
1:L:100:ALA:O	1:L:103:LEU:HB2	2.14	0.47
1:L:334:LYS:CG	1:L:351:GLY:HA3	2.43	0.47
1:N:89:VAL:HB	1:N:490:VAL:HG23	1.97	0.47
1:N:108:ILE:CG2	1:N:109:HIS:N	2.78	0.47
1:N:206:LEU:CD1	1:N:346:LEU:HD21	2.36	0.47
1:A:27:LYS:HG3	1:A:436:ILE:HD11	1.96	0.47
1:A:216:PRO:HG2	1:A:295:GLY:CA	2.42	0.47
1:B:82:VAL:CA	1:B:386:GLN:HG3	2.44	0.47
1:B:324:HIS:HB2	1:B:329:LYS:CE	2.45	0.47
1:C:57:ILE:HD13	1:C:57:ILE:O	2.15	0.47
1:C:96:LEU:HD11	1:C:507:ILE:HG12	1.95	0.47
1:C:122:LYS:HD2	1:C:125:ARG:HD3	1.97	0.47
1:C:176:ARG:HH12	1:C:201:LEU:HD21	1.80	0.47
1:C:452:LEU:HD11	1:C:456:HIS:CE1	2.50	0.47
1:C:501:ILE:HG23	1:C:502:LEU:CD2	2.41	0.47
1:D:39:LEU:HA	1:E:507:ILE:HG21	1.95	0.47
1:E:176:ARG:HE	1:E:358:CYS:HB2	1.79	0.47
1:E:188:VAL:CB	1:E:377:LEU:HD22	2.45	0.47
1:G:417:GLY:HA2	1:N:450:ALA:CB	2.35	0.47
1:H:59:LYS:HE2	1:H:76:ARG:HB2	1.96	0.47
1:H:99:GLU:HG2	1:H:425:SER:HA	1.97	0.47
1:H:112:THR:CG2	1:H:418:LYS:HG2	2.45	0.47
1:I:38:ILE:HG22	1:I:50:VAL:HB	1.95	0.47
1:I:103:LEU:HD21	1:I:113:ILE:HG21	1.96	0.47

Continued on next page...

Continued from previous page...

Atom-1	Atom-2	Interatomic distance (Å)	Clash overlap (Å)
1:I:114:ILE:CD1	1:I:502:LEU:HD23	2.39	0.47
1:I:245:VAL:HG11	1:I:250:LYS:HG2	1.97	0.47
1:I:393:THR:HB	1:I:481:THR:OG1	2.15	0.47
1:I:438:ALA:CB	1:I:448:LEU:HG	2.44	0.47
1:K:19:ALA:HB1	1:K:94:ALA:HA	1.97	0.47
1:K:390:ASP:HB2	1:K:485:GLN:HE22	1.78	0.47
1:K:452:LEU:HD22	1:K:465:LEU:HD11	1.96	0.47
1:M:397:GLY:HA3	1:M:475:MET:HE1	1.97	0.47
1:M:484:PHE:CE2	1:M:488:ARG:HD3	2.49	0.47
1:N:325:PRO:O	1:N:326:GLU:HG3	2.15	0.47
1:O:52:ASN:H	1:O:375:ARG:CG	2.27	0.47
1:O:188:VAL:HG11	1:O:377:LEU:CD2	2.45	0.47
1:O:443:TYR:CE1	1:O:470:GLY:CA	2.97	0.47
1:P:283:ILE:HG22	1:P:300:GLU:CG	2.41	0.47
1:A:57:ILE:HD11	1:C:513:ARG:NH1	2.29	0.47
1:A:323:ASP:C	1:A:325:PRO:HD2	2.35	0.47
1:A:367:GLN:OE1	1:A:369:ILE:HD12	2.14	0.47
1:B:138:ASP:O	1:B:139:GLU:CB	2.63	0.47
1:B:206:LEU:HB3	1:B:359:THR:HG21	1.97	0.47
1:B:297:MET:CE	1:B:347:ILE:HD11	2.44	0.47
1:B:379:ASP:O	1:B:383:VAL:HG23	2.14	0.47
1:C:52:ASN:H	1:C:375:ARG:CG	2.25	0.47
1:C:297:MET:CE	1:C:347:ILE:HD11	2.44	0.47
1:C:372:GLU:HG3	1:C:375:ARG:HD3	1.96	0.47
1:D:59:LYS:CE	1:D:76:ARG:HB2	2.45	0.47
1:D:223:LYS:HB2	1:D:274:ILE:HA	1.96	0.47
1:D:417:GLY:O	1:K:450:ALA:CB	2.61	0.47
1:D:485:GLN:HB3	1:D:489:GLN:HE22	1.80	0.47
1:E:39:LEU:HD22	1:G:512:PRO:CG	2.37	0.47
1:E:417:GLY:HA3	1:J:450:ALA:HA	1.96	0.47
1:F:222:ALA:HA	1:F:275:ASN:HB2	1.97	0.47
1:F:390:ASP:CB	1:F:485:GLN:HE22	2.27	0.47
1:G:21:ALA:O	1:G:25:LEU:HD23	2.15	0.47
1:G:52:ASN:CG	1:G:157:LYS:HG2	2.35	0.47
1:G:148:ASN:HB3	1:G:481:THR:HG22	1.97	0.47
1:G:396:GLY:HA3	1:G:480:ILE:HG22	1.96	0.47
1:H:82:VAL:HG11	1:H:486:VAL:HA	1.97	0.47
1:H:153:THR:O	1:H:157:LYS:HE2	2.14	0.47
1:H:411:LEU:HB3	1:H:423:MET:CE	2.45	0.47
1:H:417:GLY:H	1:P:450:ALA:CB	2.27	0.47
1:H:431:ARG:CZ	1:H:431:ARG:HA	2.45	0.47

Continued on next page...

Continued from previous page...

Atom-1	Atom-2	Interatomic distance (Å)	Clash overlap (Å)
1:H:452:LEU:HD13	1:H:465:LEU:CD1	2.42	0.47
1:I:59:LYS:HE2	1:I:76:ARG:CB	2.43	0.47
1:I:59:LYS:CE	1:I:76:ARG:HB2	2.45	0.47
1:I:103:LEU:O	1:I:106:LYS:HB2	2.15	0.47
1:I:418:LYS:HB3	1:I:418:LYS:HZ2	1.78	0.47
1:J:274:ILE:O	1:J:274:ILE:HG23	2.13	0.47
1:K:398:GLY:HA2	1:K:401:GLU:OE1	2.14	0.47
1:L:103:LEU:HG	1:L:113:ILE:CD1	2.44	0.47
1:L:215:GLN:HG3	1:L:292:GLY:HA2	1.96	0.47
1:L:268:ARG:O	1:L:271:LYS:HG2	2.15	0.47
1:L:435:THR:HG23	1:L:445:SER:HB3	1.97	0.47
1:M:209:LYS:CE	1:M:302:ALA:HA	2.45	0.47
1:M:225:LEU:HD13	1:M:329:LYS:HE2	1.96	0.47
1:N:154:LEU:HD12	1:N:376:SER:OG	2.14	0.47
1:N:166:PHE:CZ	1:N:198:ASP:CB	2.97	0.47
1:O:228:ASN:OD1	1:O:319:ALA:HB3	2.15	0.47
1:O:431:ARG:HH21	1:O:434:PRO:HG2	1.80	0.47
1:P:106:LYS:O	1:P:107:LYS:HG2	2.14	0.47
1:P:159:LEU:HG	1:P:163:LYS:HD3	1.96	0.47
1:A:433:LEU:O	1:A:437:ILE:HG12	2.15	0.47
1:B:166:PHE:CE2	1:B:362:LEU:HD22	2.50	0.47
1:C:32:PRO:HA	1:C:155:SER:CB	2.45	0.47
1:C:57:ILE:CD1	1:H:1:ALA:HA	2.45	0.47
1:C:117:TRP:HH2	1:C:507:ILE:HG12	1.78	0.47
1:C:448:LEU:HD11	1:C:465:LEU:HD11	1.96	0.47
1:D:433:LEU:H	1:D:433:LEU:HD12	1.80	0.47
1:D:448:LEU:HD21	1:D:465:LEU:CD1	2.45	0.47
1:G:57:ILE:C	1:G:57:ILE:HD13	2.35	0.47
1:G:274:ILE:O	1:G:296:VAL:HG22	2.13	0.47
1:G:438:ALA:O	1:G:441:ALA:HB3	2.14	0.47
1:H:40:LEU:HD23	1:H:47:SER:HA	1.95	0.47
1:H:110:PRO:HB2	1:H:502:LEU:HD22	1.96	0.47
1:H:119:GLU:HB3	1:H:423:MET:CE	2.45	0.47
1:I:22:ILE:O	1:I:26:VAL:HG22	2.14	0.47
1:I:29:THR:O	1:I:156:SER:HB2	2.15	0.47
1:K:15:SER:HB3	1:K:501:ILE:CG2	2.45	0.47
1:L:188:VAL:HG23	1:L:360:ILE:O	2.15	0.47
1:M:115:ALA:O	1:M:119:GLU:HG2	2.15	0.47
1:M:442:GLY:HA3	1:O:109:HIS:CD2	2.50	0.47
1:O:181:GLY:HA3	1:O:356:GLU:CD	2.35	0.47
1:P:15:SER:C	1:P:501:ILE:HG13	2.35	0.47

Continued on next page...

Continued from previous page...

Atom-1	Atom-2	Interatomic distance (Å)	Clash overlap (Å)
1:P:107:LYS:HG3	1:P:107:LYS:O	2.15	0.47
1:P:265:LYS:HE2	1:P:322:PHE:CE1	2.50	0.47
1:A:1:ALA:CB	1:F:39:LEU:HB2	2.45	0.47
1:A:122:LYS:O	1:A:126:GLN:HG2	2.14	0.47
1:A:178:LYS:NZ	1:A:388:VAL:HG21	2.30	0.47
1:A:266:VAL:HB	1:A:290:LEU:CD2	2.37	0.47
1:A:276:CYS:HA	1:A:297:MET:O	2.14	0.47
1:A:334:LYS:HD2	1:A:351:GLY:HA3	1.96	0.47
1:A:508:ILE:CG2	1:A:509:LYS:N	2.76	0.47
1:C:222:ALA:HA	1:C:275:ASN:HB2	1.97	0.47
1:D:93:ALA:HB2	1:D:494:ALA:HB1	1.97	0.47
1:F:101:GLU:O	1:F:104:ILE:HG12	2.15	0.47
1:F:225:LEU:HD11	1:F:324:HIS:ND1	2.30	0.47
1:F:418:LYS:CD	1:O:447:ASP:HA	2.44	0.47
1:G:276:CYS:HA	1:G:297:MET:O	2.15	0.47
1:H:57:ILE:HG23	1:H:58:LEU:CD2	2.44	0.47
1:H:265:LYS:NZ	1:H:287:PRO:HG3	2.30	0.47
1:I:37:LYS:CD	1:N:5:GLU:HG2	2.42	0.47
1:I:139:GLU:O	1:I:140:VAL:HB	2.15	0.47
1:J:322:PHE:HA	1:J:324:HIS:CD2	2.50	0.47
1:K:269:ILE:CG1	1:K:274:ILE:HG21	2.43	0.47
1:K:390:ASP:HB3	1:K:485:GLN:HE22	1.79	0.47
1:K:431:ARG:CZ	1:K:431:ARG:HA	2.44	0.47
1:L:48:LEU:HD22	1:L:48:LEU:N	2.30	0.47
1:L:341:ILE:CG2	1:L:363:ARG:HE	2.28	0.47
1:M:371:ASP:O	1:M:374:GLU:HB3	2.14	0.47
1:N:207:LEU:HD13	1:N:208:ASP:N	2.30	0.47
1:O:104:ILE:HG13	1:O:105:ALA:N	2.28	0.47
1:O:135:HIS:C	1:O:135:HIS:HD1	2.19	0.47
1:O:140:VAL:HA	1:O:175:LEU:CD2	2.38	0.47
1:O:236:ILE:HG23	1:O:238:ILE:O	2.15	0.47
1:O:417:GLY:HA2	1:O:420:ALA:CB	2.38	0.47
1:P:313:VAL:HG13	1:P:352:VAL:HB	1.96	0.47
1:A:28:SER:O	1:A:34:GLY:HA2	2.14	0.47
1:A:397:GLY:HA3	1:A:475:MET:HE1	1.97	0.47
1:B:154:LEU:HD22	1:B:167:THR:CB	2.45	0.47
1:C:68:ALA:O	1:C:72:VAL:HG23	2.15	0.47
1:C:206:LEU:HD11	1:C:346:LEU:HD23	1.97	0.47
1:C:408:VAL:HG23	1:C:427:ALA:HB1	1.97	0.47
1:D:39:LEU:HA	1:E:507:ILE:HG23	1.97	0.47
1:E:123:ALA:HB1	1:E:408:VAL:HG12	1.96	0.47

Continued on next page...

Continued from previous page...

Atom-1	Atom-2	Interatomic distance (Å)	Clash overlap (Å)
1:E:317:GLU:HB3	1:E:329:LYS:HG2	1.96	0.47
1:F:448:LEU:C	1:F:448:LEU:HD13	2.35	0.47
1:G:30:LEU:HD22	1:G:30:LEU:O	2.15	0.47
1:G:67:ALA:HB3	1:G:507:ILE:CD1	2.33	0.47
1:G:106:LYS:C	1:G:107:LYS:HG2	2.35	0.47
1:H:95:GLU:HG3	1:H:429:ALA:HA	1.96	0.47
1:H:106:LYS:NZ	1:H:418:LYS:HA	2.30	0.47
1:H:203:GLU:OE2	1:H:350:SER:HB2	2.15	0.47
1:I:82:VAL:HG21	1:I:483:SER:CB	2.45	0.47
1:I:145:ASP:OD1	1:I:171:VAL:HB	2.14	0.47
1:J:28:SER:O	1:J:34:GLY:HA2	2.14	0.47
1:J:152:THR:HB	1:J:480:ILE:HG12	1.96	0.47
1:J:174:VAL:CB	1:J:384:LEU:HB3	2.45	0.47
1:K:166:PHE:O	1:K:169:LEU:HB3	2.15	0.47
1:K:438:ALA:HB1	1:K:448:LEU:HG	1.96	0.47
1:L:149:ILE:HD13	1:L:383:VAL:HG11	1.95	0.47
1:M:234:ASP:OD1	1:M:235:LYS:HG3	2.14	0.47
1:O:106:LYS:C	1:O:108:ILE:H	2.18	0.47
1:O:365:ALA:O	1:O:366:THR:CB	2.63	0.47
1:P:37:LYS:O	1:P:50:VAL:HA	2.14	0.47
1:P:207:LEU:HB3	1:P:347:ILE:CG2	2.44	0.47
1:A:149:ILE:HD13	1:A:383:VAL:CG1	2.44	0.46
1:A:154:LEU:CD2	1:A:163:LYS:HG3	2.45	0.46
1:C:82:VAL:HG22	1:C:486:VAL:CG1	2.44	0.46
1:C:106:LYS:HE2	1:C:113:ILE:HG12	1.97	0.46
1:C:116:GLY:HA3	1:C:505:ASP:HB3	1.97	0.46
1:C:250:LYS:O	1:C:253:GLU:HG2	2.15	0.46
1:D:154:LEU:O	1:D:157:LYS:HB2	2.15	0.46
1:E:159:LEU:HG	1:E:163:LYS:HB2	1.96	0.46
1:G:103:LEU:O	1:G:106:LYS:HB3	2.15	0.46
1:G:182:ASN:CG	1:G:183:LEU:H	2.19	0.46
1:G:511:ALA:H	1:G:512:PRO:CD	2.28	0.46
1:H:173:ALA:O	1:H:176:ARG:HG2	2.15	0.46
1:H:335:LEU:HD21	1:H:337:GLU:OE1	2.15	0.46
1:J:50:VAL:HG22	1:J:375:ARG:HH21	1.75	0.46
1:J:150:ALA:HB3	1:J:167:THR:HG23	1.97	0.46
1:L:193:GLY:HA3	1:L:364:GLY:O	2.16	0.46
1:M:431:ARG:O	1:M:434:PRO:HD2	2.15	0.46
1:N:117:TRP:CZ3	1:N:502:LEU:HD12	2.50	0.46
1:N:159:LEU:HG	1:N:163:LYS:CB	2.45	0.46
1:O:128:LEU:HD11	1:O:488:ARG:HG3	1.97	0.46

Continued on next page...

Continued from previous page...

Atom-1	Atom-2	Interatomic distance (Å)	Clash overlap (Å)
1:O:196:LEU:C	1:O:196:LEU:HD13	2.34	0.46
1:O:226:ILE:HA	1:O:278:ILE:O	2.15	0.46
1:P:33:LYS:HB2	1:P:440:ASN:HB2	1.97	0.46
1:P:65:ASN:CG	1:P:66:PRO:HD3	2.35	0.46
1:P:82:VAL:HG22	1:P:486:VAL:HG12	1.97	0.46
1:P:188:VAL:HG23	1:P:360:ILE:O	2.15	0.46
1:P:210:LYS:HE2	1:P:212:GLY:O	2.15	0.46
1:A:52:ASN:HD21	1:A:157:LYS:HG2	1.80	0.46
1:C:185:ALA:HB1	1:C:357:ALA:HB1	1.98	0.46
1:C:225:LEU:HG	1:C:277:PHE:CD1	2.50	0.46
1:C:231:MET:HG3	1:C:283:ILE:HG13	1.98	0.46
1:D:146:LEU:CD2	1:D:147:MET:N	2.79	0.46
1:E:287:PRO:O	1:E:291:PHE:HD1	1.98	0.46
1:E:324:HIS:CG	1:E:325:PRO:HD3	2.51	0.46
1:E:352:VAL:HG22	1:E:355:GLY:H	1.80	0.46
1:E:433:LEU:HA	1:E:436:ILE:HG22	1.96	0.46
1:E:434:PRO:HB3	1:E:452:LEU:HD22	1.97	0.46
1:F:58:LEU:C	1:F:72:VAL:HG11	2.35	0.46
1:F:103:LEU:HG	1:F:113:ILE:HD13	1.97	0.46
1:F:319:ALA:HA	1:F:329:LYS:HZ1	1.79	0.46
1:F:452:LEU:HD11	1:F:456:HIS:CE1	2.50	0.46
1:H:149:ILE:HG21	1:H:383:VAL:HG11	1.97	0.46
1:J:375:ARG:HG2	1:J:376:SER:N	2.27	0.46
1:K:219:ILE:CG1	1:K:275:ASN:HB3	2.44	0.46
1:K:274:ILE:O	1:K:296:VAL:HG22	2.15	0.46
1:L:129:LEU:HD13	1:L:129:LEU:H	1.80	0.46
1:L:287:PRO:O	1:L:291:PHE:HD1	1.98	0.46
1:L:421:VAL:O	1:L:424:GLU:HG2	2.15	0.46
1:L:451:GLN:HE22	1:L:471:THR:HA	1.80	0.46
1:M:114:ILE:O	1:M:117:TRP:HE3	1.98	0.46
1:M:225:LEU:HD11	1:M:324:HIS:ND1	2.31	0.46
1:N:71:LEU:HB2	1:N:496:GLU:OE2	2.15	0.46
1:N:189:ILE:HD12	1:N:206:LEU:HD12	1.98	0.46
1:N:284:TYR:CE2	1:N:286:TYR:CD2	3.03	0.46
1:N:475:MET:CG	1:N:480:ILE:HB	2.45	0.46
1:O:52:ASN:H	1:O:375:ARG:CD	2.27	0.46
1:O:59:LYS:HE2	1:O:76:ARG:HB2	1.96	0.46
1:A:34:GLY:O	1:A:35:MET:HG3	2.15	0.46
1:A:57:ILE:O	1:A:57:ILE:HD13	2.15	0.46
1:A:82:VAL:CG2	1:A:486:VAL:HG12	2.45	0.46
1:A:149:ILE:HD12	1:A:481:THR:O	2.15	0.46

Continued on next page...

Continued from previous page...

Atom-1	Atom-2	Interatomic distance (Å)	Clash overlap (Å)
1:B:40:LEU:HD22	1:B:41:SER:H	1.78	0.46
1:B:446:ALA:HB2	1:I:108:ILE:HD11	1.96	0.46
1:C:96:LEU:O	1:C:96:LEU:HD22	2.15	0.46
1:C:122:LYS:HE3	1:C:125:ARG:HH11	1.81	0.46
1:C:154:LEU:HG	1:C:376:SER:OG	2.15	0.46
1:C:173:ALA:HB2	1:C:360:ILE:HD11	1.96	0.46
1:E:30:LEU:HD11	1:E:87:THR:O	2.15	0.46
1:E:39:LEU:CD1	1:G:512:PRO:HG2	2.42	0.46
1:E:106:LYS:CD	1:E:421:VAL:HG11	2.44	0.46
1:E:367:GLN:OE1	1:E:369:ILE:HB	2.15	0.46
1:E:414:ARG:O	1:E:414:ARG:HD3	2.16	0.46
1:F:102:SER:O	1:F:105:ALA:HB3	2.15	0.46
1:F:206:LEU:C	1:F:206:LEU:CD1	2.84	0.46
1:F:393:THR:HB	1:F:482:GLU:O	2.15	0.46
1:F:433:LEU:HB2	1:F:434:PRO:HD3	1.97	0.46
1:G:188:VAL:CG2	1:G:377:LEU:HD13	2.42	0.46
1:G:222:ALA:HB1	1:G:336:ILE:HD12	1.97	0.46
1:G:511:ALA:HB3	1:G:512:PRO:HD3	1.98	0.46
1:H:222:ALA:HA	1:H:275:ASN:CG	2.36	0.46
1:H:497:ALA:O	1:H:500:VAL:HG22	2.15	0.46
1:I:27:LYS:CA	1:I:436:ILE:HD11	2.43	0.46
1:J:19:ALA:HB1	1:J:94:ALA:HA	1.98	0.46
1:J:402:MET:CE	1:J:453:ARG:HG2	2.45	0.46
1:K:183:LEU:HB2	1:K:385:ALA:HB1	1.97	0.46
1:L:22:ILE:O	1:L:26:VAL:HG22	2.16	0.46
1:L:324:HIS:O	1:L:328:VAL:HG23	2.14	0.46
1:L:369:ILE:O	1:L:372:GLU:HG3	2.15	0.46
1:L:375:ARG:HG2	1:L:375:ARG:HH11	1.80	0.46
1:M:397:GLY:HA3	1:M:475:MET:CE	2.45	0.46
1:M:404:MET:HE3	1:M:430:LEU:HD11	1.97	0.46
1:N:171:VAL:O	1:N:174:VAL:HG22	2.15	0.46
1:O:117:TRP:NE1	1:O:498:ALA:HB3	2.30	0.46
1:O:508:ILE:HG23	1:O:509:LYS:N	2.20	0.46
1:P:102:SER:O	1:P:105:ALA:HB3	2.15	0.46
1:P:373:ALA:O	1:P:377:LEU:HB2	2.16	0.46
1:A:341:ILE:HG23	1:A:363:ARG:HH21	1.77	0.46
1:B:77:VAL:HG11	1:G:366:THR:HG21	1.97	0.46
1:B:112:THR:CG2	1:G:442:GLY:HA3	2.44	0.46
1:B:124:ALA:HB1	1:B:491:LEU:CB	2.45	0.46
1:C:159:LEU:HD22	1:C:159:LEU:N	2.31	0.46
1:C:269:ILE:CG2	1:C:274:ILE:HG21	2.45	0.46

Continued on next page...

Continued from previous page...

Atom-1	Atom-2	Interatomic distance (Å)	Clash overlap (Å)
1:D:7:ARG:HH21	1:H:25:LEU:HD13	1.81	0.46
1:D:402:MET:CE	1:D:453:ARG:HG2	2.45	0.46
1:F:32:PRO:HA	1:F:155:SER:CB	2.46	0.46
1:F:245:VAL:HG11	1:F:250:LYS:HD2	1.97	0.46
1:H:95:GLU:OE1	1:H:429:ALA:HA	2.16	0.46
1:H:277:PHE:O	1:H:298:ALA:HA	2.16	0.46
1:H:337:GLU:HG3	1:H:339:VAL:CG2	2.45	0.46
1:J:178:LYS:HE2	1:J:388:VAL:HB	1.98	0.46
1:K:96:LEU:HD13	1:K:96:LEU:C	2.35	0.46
1:K:203:GLU:HG2	1:K:350:SER:CB	2.43	0.46
1:K:431:ARG:O	1:K:434:PRO:HD2	2.15	0.46
1:L:503:ARG:HH12	1:P:158:LEU:CD2	2.27	0.46
1:L:505:ASP:O	1:L:506:ASN:HB3	2.16	0.46
1:M:67:ALA:O	1:M:68:ALA:HB2	2.16	0.46
1:N:431:ARG:NH2	1:N:434:PRO:HG2	2.31	0.46
1:O:173:ALA:HA	1:O:176:ARG:CZ	2.45	0.46
1:O:397:GLY:HA3	1:O:475:MET:CE	2.45	0.46
1:O:433:LEU:O	1:O:436:ILE:HG22	2.16	0.46
1:A:96:LEU:HD22	1:A:96:LEU:O	2.15	0.46
1:A:127:ALA:HB3	1:A:491:LEU:HD13	1.97	0.46
1:B:84:ASP:OD1	1:B:383:VAL:HG22	2.15	0.46
1:D:168:LYS:O	1:D:171:VAL:HG22	2.15	0.46
1:D:178:LYS:NZ	1:D:388:VAL:HG21	2.31	0.46
1:D:317:GLU:HB3	1:D:330:LEU:H	1.81	0.46
1:E:32:PRO:HD3	1:E:467:MET:HE3	1.96	0.46
1:E:113:ILE:N	1:E:113:ILE:CD1	2.79	0.46
1:E:313:VAL:CG1	1:E:352:VAL:HB	2.45	0.46
1:E:447:ASP:O	1:E:451:GLN:HG2	2.15	0.46
1:F:146:LEU:HD23	1:F:147:MET:N	2.31	0.46
1:F:365:ALA:O	1:F:366:THR:HG22	2.15	0.46
1:F:370:LEU:O	1:F:373:ALA:HB3	2.15	0.46
1:G:401:GLU:HG2	1:G:433:LEU:HD22	1.98	0.46
1:H:153:THR:HG21	1:H:379:ASP:HB3	1.98	0.46
1:I:234:ASP:CG	1:I:235:LYS:H	2.19	0.46
1:I:238:ILE:HB	1:O:244:ARG:NH1	2.31	0.46
1:I:341:ILE:HG23	1:I:363:ARG:NH2	2.31	0.46
1:J:149:ILE:HB	1:J:481:THR:O	2.16	0.46
1:K:38:ILE:HG13	1:K:50:VAL:HB	1.98	0.46
1:L:30:LEU:HB2	1:L:436:ILE:CD1	2.46	0.46
1:L:141:LYS:CG	1:L:144:GLN:HB2	2.46	0.46
1:M:163:LYS:HD2	1:M:166:PHE:CD1	2.50	0.46

Continued on next page...

Continued from previous page...

Atom-1	Atom-2	Interatomic distance (Å)	Clash overlap (Å)
1:M:176:ARG:HD2	1:M:358:CYS:SG	2.56	0.46
1:M:209:LYS:HE2	1:M:301:HIS:O	2.16	0.46
1:N:146:LEU:HD12	1:N:171:VAL:CG1	2.20	0.46
1:P:166:PHE:CD1	1:P:166:PHE:N	2.84	0.46
1:P:438:ALA:HB1	1:P:448:LEU:HG	1.97	0.46
1:A:27:LYS:HG3	1:A:436:ILE:CG1	2.45	0.46
1:A:416:PRO:HD2	1:A:419:GLU:OE1	2.15	0.46
1:A:433:LEU:HB2	1:A:434:PRO:HD3	1.97	0.46
1:A:504:VAL:CG1	1:F:38:ILE:HG12	2.46	0.46
1:B:343:GLU:HG3	1:B:344:ASP:H	1.80	0.46
1:C:166:PHE:CE1	1:C:198:ASP:CB	2.99	0.46
1:C:446:ALA:HA	1:L:421:VAL:HG21	1.97	0.46
1:C:452:LEU:HA	1:C:472:ILE:HG21	1.97	0.46
1:D:402:MET:HG2	1:D:431:ARG:HH22	1.80	0.46
1:G:128:LEU:HD21	1:G:403:LEU:HG	1.96	0.46
1:G:287:PRO:O	1:G:291:PHE:HD2	1.98	0.46
1:G:339:VAL:HB	1:G:348:HIS:ND1	2.30	0.46
1:G:390:ASP:HB3	1:G:485:GLN:NE2	2.28	0.46
1:I:78:GLN:HG3	1:I:83:GLY:CA	2.44	0.46
1:I:159:LEU:HD23	1:I:163:LYS:HD3	1.97	0.46
1:K:27:LYS:HA	1:K:436:ILE:HD11	1.96	0.46
1:K:188:VAL:HG21	1:K:362:LEU:HG	1.96	0.46
1:K:206:LEU:HD22	1:K:207:LEU:N	2.30	0.46
1:K:219:ILE:HD12	1:K:297:MET:HE2	1.98	0.46
1:K:226:ILE:HG12	1:K:278:ILE:CG2	2.45	0.46
1:K:433:LEU:HB2	1:K:434:PRO:HD3	1.97	0.46
1:L:85:GLY:O	1:L:153:THR:HA	2.15	0.46
1:L:192:LEU:HB3	1:L:366:THR:CG2	2.45	0.46
1:M:431:ARG:CZ	1:M:431:ARG:HA	2.45	0.46
1:N:54:GLY:O	1:N:58:LEU:HD23	2.15	0.46
1:N:116:GLY:N	1:N:422:ALA:HB1	2.30	0.46
1:N:201:LEU:HD22	1:N:202:ASP:N	2.31	0.46
1:N:404:MET:HE3	1:N:408:VAL:HG11	1.97	0.46
1:O:84:ASP:OD2	1:O:383:VAL:HG23	2.16	0.46
1:O:268:ARG:O	1:O:271:LYS:HG2	2.16	0.46
1:P:116:GLY:HA3	1:P:422:ALA:HB1	1.98	0.46
1:P:154:LEU:CD2	1:P:163:LYS:HG2	2.46	0.46
1:A:205:PHE:HA	1:A:359:THR:OG1	2.16	0.46
1:A:397:GLY:O	1:A:465:LEU:HB2	2.16	0.46
1:A:451:GLN:HE22	1:A:471:THR:HA	1.79	0.46
1:B:431:ARG:NH2	1:B:434:PRO:HG2	2.30	0.46

Continued on next page...

Continued from previous page...

Atom-1	Atom-2	Interatomic distance (Å)	Clash overlap (Å)
1:C:30:LEU:HD11	1:C:87:THR:O	2.16	0.46
1:D:442:GLY:HA3	1:E:109:HIS:CG	2.49	0.46
1:E:92:LEU:CG	1:E:433:LEU:HD11	2.45	0.46
1:F:59:LYS:HB3	1:F:59:LYS:HZ3	1.81	0.46
1:F:500:VAL:O	1:F:504:VAL:HG23	2.15	0.46
1:G:352:VAL:CG2	1:G:355:GLY:H	2.29	0.46
1:H:379:ASP:O	1:H:383:VAL:HG22	2.16	0.46
1:I:14:SER:O	1:I:17:ILE:HG22	2.16	0.46
1:I:112:THR:HG23	1:O:441:ALA:O	2.16	0.46
1:I:434:PRO:HB3	1:I:452:LEU:HD23	1.97	0.46
1:J:59:LYS:CE	1:J:76:ARG:HB2	2.42	0.46
1:J:85:GLY:O	1:J:153:THR:HA	2.15	0.46
1:J:159:LEU:HB3	1:J:163:LYS:HB2	1.96	0.46
1:J:287:PRO:O	1:J:291:PHE:HD1	1.98	0.46
1:K:79:ASP:HA	1:K:83:GLY:O	2.16	0.46
1:L:157:LYS:HE2	1:L:376:SER:HA	1.96	0.46
1:L:209:LYS:HE2	1:L:301:HIS:O	2.16	0.46
1:L:402:MET:SD	1:L:453:ARG:HA	2.55	0.46
1:L:402:MET:SD	1:L:456:HIS:HB2	2.56	0.46
1:M:103:LEU:HD21	1:M:113:ILE:HG21	1.96	0.46
1:N:59:LYS:HE3	1:N:73:ASP:HA	1.96	0.46
1:N:99:GLU:O	1:N:102:SER:HB2	2.15	0.46
1:N:157:LYS:HG2	1:N:372:GLU:HG2	1.98	0.46
1:O:324:HIS:ND1	1:O:325:PRO:HD3	2.31	0.46
1:P:32:PRO:HG3	1:P:155:SER:OG	2.16	0.46
1:P:390:ASP:HB3	1:P:485:GLN:HE22	1.80	0.46
1:A:82:VAL:HA	1:A:386:GLN:HG3	1.96	0.46
1:B:27:LYS:O	1:B:436:ILE:HD11	2.16	0.46
1:B:111:GLN:HA	1:B:114:ILE:HG12	1.97	0.46
1:C:57:ILE:HD13	1:C:57:ILE:C	2.36	0.46
1:C:159:LEU:HG	1:C:163:LYS:HD3	1.95	0.46
1:C:164:ASP:O	1:C:167:THR:HG22	2.16	0.46
1:C:286:TYR:HB2	1:C:287:PRO:HD3	1.97	0.46
1:D:6:GLU:HB3	1:D:11:ALA:HB2	1.98	0.46
1:E:120:ALA:HB1	1:E:426:TYR:CE1	2.51	0.46
1:E:226:ILE:HA	1:E:278:ILE:O	2.16	0.46
1:E:324:HIS:HB2	1:E:329:LYS:HZ1	1.80	0.46
1:F:159:LEU:HD22	1:F:372:GLU:OE2	2.16	0.46
1:G:325:PRO:O	1:G:326:GLU:HG3	2.16	0.46
1:G:431:ARG:NH1	1:G:453:ARG:HD3	2.30	0.46
1:H:166:PHE:O	1:H:169:LEU:HB3	2.16	0.46

Continued on next page...

Continued from previous page...

Atom-1	Atom-2	Interatomic distance (Å)	Clash overlap (Å)
1:H:390:ASP:HB3	1:H:485:GLN:HE22	1.81	0.46
1:I:158:LEU:HB2	1:N:7:ARG:HH22	1.81	0.46
1:I:177:LEU:HD13	1:I:177:LEU:C	2.36	0.46
1:I:313:VAL:HG22	1:I:357:ALA:HB3	1.98	0.46
1:I:505:ASP:HB3	1:O:38:ILE:HD12	1.98	0.46
1:J:132:ALA:HB2	1:J:403:LEU:HD23	1.97	0.46
1:J:140:VAL:HA	1:J:175:LEU:CD2	2.36	0.46
1:J:178:LYS:HB3	1:J:388:VAL:HG11	1.96	0.46
1:K:15:SER:HB3	1:K:501:ILE:HG23	1.98	0.46
1:K:233:THR:HG21	1:K:261:LYS:HE2	1.97	0.46
1:L:38:ILE:HG12	1:M:506:ASN:HB3	1.95	0.46
1:L:78:GLN:HE22	1:L:489:GLN:C	2.18	0.46
1:M:177:LEU:O	1:M:177:LEU:HD22	2.15	0.46
1:N:114:ILE:HG12	1:N:502:LEU:CB	2.45	0.46
1:P:141:LYS:HE2	1:P:144:GLN:NE2	2.30	0.46
1:P:192:LEU:HB3	1:P:343:GLU:OE2	2.16	0.46
1:A:108:ILE:HG22	1:A:109:HIS:H	1.80	0.46
1:A:140:VAL:O	1:A:141:LYS:HB3	2.16	0.46
1:A:145:ASP:OD2	1:A:175:LEU:HD11	2.15	0.46
1:A:280:ARG:HG3	1:A:304:PHE:HB2	1.97	0.46
1:B:119:GLU:HB3	1:B:423:MET:HE3	1.97	0.46
1:B:226:ILE:HA	1:B:278:ILE:O	2.16	0.46
1:B:313:VAL:HG22	1:B:357:ALA:HB3	1.97	0.46
1:D:39:LEU:CD1	1:E:509:LYS:HA	2.46	0.46
1:D:204:GLY:HA3	1:D:350:SER:HA	1.97	0.46
1:E:99:GLU:O	1:E:103:LEU:HD22	2.16	0.46
1:E:222:ALA:HA	1:E:275:ASN:HB2	1.98	0.46
1:F:24:ASP:O	1:F:27:LYS:HG2	2.16	0.46
1:F:96:LEU:O	1:F:96:LEU:HD22	2.16	0.46
1:F:207:LEU:HD12	1:F:299:ILE:HD13	1.98	0.46
1:F:485:GLN:HB2	1:F:489:GLN:HE22	1.80	0.46
1:G:108:ILE:HG21	1:N:446:ALA:CB	2.46	0.46
1:G:297:MET:CE	1:G:347:ILE:HD11	2.46	0.46
1:G:305:VAL:HG22	1:G:309:ARG:HE	1.80	0.46
1:G:380:ALA:O	1:G:384:LEU:HD23	2.16	0.46
1:H:68:ALA:O	1:H:72:VAL:HG23	2.16	0.46
1:H:191:LYS:HD2	1:H:341:ILE:O	2.16	0.46
1:I:37:LYS:HB2	1:N:5:GLU:HG2	1.95	0.46
1:K:134:ASP:O	1:K:135:HIS:CG	2.69	0.46
1:K:365:ALA:O	1:K:366:THR:CB	2.64	0.46
1:L:48:LEU:HD22	1:L:48:LEU:H	1.81	0.46

Continued on next page...

Continued from previous page...

Atom-1	Atom-2	Interatomic distance (Å)	Clash overlap (Å)
1:L:115:ALA:O	1:L:119:GLU:HG2	2.16	0.46
1:L:176:ARG:NH1	1:L:201:LEU:HD11	2.31	0.46
1:L:216:PRO:HG3	1:L:295:GLY:HA2	1.96	0.46
1:M:164:ASP:O	1:M:167:THR:HG22	2.16	0.46
1:N:36:ASP:HA	1:N:52:ASN:CB	2.45	0.46
1:N:40:LEU:HD12	1:N:48:LEU:HG	1.96	0.46
1:N:71:LEU:CD1	1:N:497:ALA:HB2	2.45	0.46
1:N:332:SER:OG	1:N:349:PHE:HZ	1.99	0.46
1:O:51:THR:HG22	1:O:53:ASP:O	2.16	0.46
1:P:146:LEU:CD2	1:P:150:ALA:HB3	2.36	0.46
1:P:503:ARG:HD3	1:P:504:VAL:HG23	1.98	0.46
1:A:266:VAL:CG2	1:A:290:LEU:HD11	2.46	0.46
1:A:284:TYR:CE2	1:A:286:TYR:HD1	2.34	0.46
1:A:450:ALA:CB	1:M:417:GLY:H	2.28	0.46
1:B:124:ALA:CB	1:B:491:LEU:HB3	2.46	0.46
1:C:219:ILE:HD11	1:C:336:ILE:HB	1.97	0.46
1:D:448:LEU:HD21	1:D:465:LEU:HD12	1.96	0.46
1:F:425:SER:O	1:F:428:LYS:HG2	2.16	0.46
1:G:139:GLU:HA	1:G:139:GLU:OE1	2.15	0.46
1:J:176:ARG:HH22	1:J:360:ILE:HD11	1.80	0.46
1:K:111:GLN:HE21	1:K:503:ARG:HA	1.81	0.46
1:K:219:ILE:HG12	1:K:222:ALA:HB2	1.97	0.46
1:K:226:ILE:HA	1:K:278:ILE:O	2.16	0.46
1:L:118:ARG:HH22	1:P:33:LYS:NZ	2.14	0.46
1:M:57:ILE:C	1:M:57:ILE:HD13	2.36	0.46
1:M:106:LYS:HG2	1:M:108:ILE:HD12	1.98	0.46
1:M:268:ARG:O	1:M:271:LYS:HG2	2.16	0.46
1:N:14:SER:O	1:N:17:ILE:HG22	2.16	0.46
1:N:36:ASP:HA	1:N:52:ASN:HB3	1.97	0.46
1:N:171:VAL:HG12	1:N:384:LEU:CD2	2.45	0.46
1:N:317:GLU:HB2	1:N:329:LYS:HD3	1.96	0.46
1:O:55:ALA:O	1:O:59:LYS:HG2	2.16	0.46
1:O:96:LEU:HD13	1:O:97:LEU:N	2.31	0.46
1:P:367:GLN:HG3	1:P:369:ILE:N	2.31	0.46
1:A:176:ARG:HE	1:A:358:CYS:HB2	1.81	0.45
1:C:38:ILE:HB	1:H:507:ILE:HG21	1.98	0.45
1:C:209:LYS:HB2	1:C:299:ILE:HG23	1.98	0.45
1:C:448:LEU:HD21	1:C:465:LEU:HD12	1.97	0.45
1:C:455:ALA:HB2	1:C:472:ILE:HD12	1.98	0.45
1:E:96:LEU:HD21	1:E:117:TRP:CZ2	2.50	0.45
1:E:223:LYS:HB2	1:E:274:ILE:HA	1.97	0.45

Continued on next page...

Continued from previous page...

Atom-1	Atom-2	Interatomic distance (Å)	Clash overlap (Å)
1:E:402:MET:SD	1:E:453:ARG:HA	2.56	0.45
1:E:446:ALA:HB1	1:J:418:LYS:HZ2	1.79	0.45
1:H:59:LYS:HE2	1:H:76:ARG:HE	1.81	0.45
1:I:63:VAL:CG2	1:N:3:ALA:H	2.29	0.45
1:I:112:THR:OG1	1:O:442:GLY:HA3	2.15	0.45
1:I:508:ILE:HD13	1:O:50:VAL:HG11	1.98	0.45
1:J:125:ARG:NH1	1:J:125:ARG:HB2	2.31	0.45
1:J:231:MET:HG3	1:J:283:ILE:HG13	1.98	0.45
1:K:215:GLN:HE21	1:K:292:GLY:N	2.15	0.45
1:M:381:LEU:O	1:M:381:LEU:HD22	2.17	0.45
1:N:146:LEU:HD21	1:N:167:THR:HG23	1.98	0.45
1:P:205:PHE:O	1:P:349:PHE:HB3	2.16	0.45
1:P:226:ILE:HA	1:P:278:ILE:O	2.16	0.45
1:A:82:VAL:CG1	1:A:486:VAL:HG12	2.45	0.45
1:A:215:GLN:HG3	1:A:292:GLY:HA2	1.97	0.45
1:A:448:LEU:HD21	1:A:465:LEU:CD1	2.45	0.45
1:B:99:GLU:CD	1:B:425:SER:HB2	2.36	0.45
1:B:146:LEU:HD13	1:B:171:VAL:HG22	1.98	0.45
1:C:38:ILE:HB	1:H:507:ILE:CD1	2.46	0.45
1:C:116:GLY:C	1:C:505:ASP:HB2	2.35	0.45
1:C:274:ILE:O	1:C:274:ILE:HG23	2.16	0.45
1:C:367:GLN:HG2	1:H:500:VAL:CG1	2.46	0.45
1:D:5:GLU:HA	1:D:506:ASN:OD1	2.15	0.45
1:D:213:VAL:CG1	1:E:318:ILE:HG23	2.46	0.45
1:D:376:SER:O	1:D:379:ASP:HB2	2.17	0.45
1:E:163:LYS:HD2	1:E:166:PHE:CG	2.51	0.45
1:E:190:LYS:HA	1:E:362:LEU:O	2.16	0.45
1:F:78:GLN:NE2	1:F:489:GLN:HB2	2.31	0.45
1:F:82:VAL:HG22	1:F:485:GLN:HG2	1.97	0.45
1:F:450:ALA:HA	1:O:417:GLY:HA3	1.98	0.45
1:G:369:ILE:HG23	1:G:372:GLU:OE1	2.16	0.45
1:G:375:ARG:HG3	1:G:375:ARG:NH1	2.31	0.45
1:G:447:ASP:HB2	1:N:108:ILE:HD11	1.98	0.45
1:H:157:LYS:HD3	1:H:375:ARG:HD2	1.99	0.45
1:I:32:PRO:HA	1:I:155:SER:C	2.36	0.45
1:I:109:HIS:CB	1:O:442:GLY:HA2	2.46	0.45
1:I:452:LEU:HD11	1:I:456:HIS:HE1	1.81	0.45
1:J:397:GLY:O	1:J:465:LEU:HD23	2.17	0.45
1:L:314:THR:HG23	1:L:316:GLY:H	1.80	0.45
1:L:324:HIS:HB2	1:L:329:LYS:HZ3	1.82	0.45
1:L:334:LYS:HB3	1:L:351:GLY:HA3	1.96	0.45

Continued on next page...

Continued from previous page...

Atom-1	Atom-2	Interatomic distance (Å)	Clash overlap (Å)
1:L:434:PRO:HB3	1:L:452:LEU:HD22	1.97	0.45
1:L:485:GLN:HB3	1:L:489:GLN:HE22	1.80	0.45
1:M:112:THR:HG23	1:M:418:LYS:HB3	1.97	0.45
1:M:190:LYS:HA	1:M:362:LEU:O	2.16	0.45
1:M:513:ARG:HG3	1:M:513:ARG:O	2.16	0.45
1:N:4:ASP:OD1	1:N:6:GLU:HG3	2.16	0.45
1:N:171:VAL:HG12	1:N:384:LEU:HD21	1.97	0.45
1:N:191:LYS:HD2	1:N:341:ILE:CB	2.47	0.45
1:N:274:ILE:HG23	1:N:296:VAL:HG21	1.98	0.45
1:O:370:LEU:HD23	1:O:370:LEU:HA	1.86	0.45
1:P:280:ARG:HG3	1:P:304:PHE:CA	2.46	0.45
1:P:452:LEU:HD11	1:P:456:HIS:HE1	1.80	0.45
1:A:106:LYS:O	1:A:108:ILE:HG13	2.16	0.45
1:A:178:LYS:HZ1	1:A:388:VAL:HG21	1.81	0.45
1:B:171:VAL:HA	1:B:174:VAL:HG22	1.98	0.45
1:B:313:VAL:CG1	1:B:352:VAL:HB	2.40	0.45
1:C:64:ASP:CG	1:C:66:PRO:HD2	2.36	0.45
1:C:127:ALA:C	1:C:128:LEU:HG	2.37	0.45
1:C:152:THR:OG1	1:C:480:ILE:HD12	2.16	0.45
1:C:158:LEU:HD11	1:H:503:ARG:HH21	1.81	0.45
1:C:171:VAL:CG1	1:C:384:LEU:HG	2.46	0.45
1:C:225:LEU:HD13	1:C:329:LYS:HE3	1.98	0.45
1:C:233:THR:O	1:C:234:ASP:HB3	2.16	0.45
1:C:420:ALA:HB3	1:L:450:ALA:CB	2.46	0.45
1:D:37:LYS:HD2	1:E:508:ILE:HG23	1.99	0.45
1:D:96:LEU:HD13	1:D:97:LEU:N	2.32	0.45
1:E:17:ILE:HA	1:E:20:ILE:HG22	1.98	0.45
1:E:81:GLU:OE1	1:E:81:GLU:HA	2.17	0.45
1:F:248:THR:O	1:F:251:VAL:HG12	2.16	0.45
1:F:402:MET:CE	1:F:453:ARG:HG2	2.46	0.45
1:G:149:ILE:HD13	1:G:383:VAL:HG13	1.97	0.45
1:H:22:ILE:HD12	1:H:90:THR:CG2	2.46	0.45
1:H:398:GLY:HA2	1:H:401:GLU:CD	2.36	0.45
1:I:39:LEU:HD12	1:I:49:MET:O	2.16	0.45
1:I:236:ILE:HG12	1:I:237:LYS:H	1.80	0.45
1:I:261:LYS:O	1:I:264:GLU:HG2	2.17	0.45
1:I:373:ALA:O	1:I:377:LEU:HB2	2.17	0.45
1:J:25:LEU:HD11	1:K:506:ASN:HD22	1.81	0.45
1:J:106:LYS:NZ	1:J:106:LYS:HB2	2.31	0.45
1:J:125:ARG:O	1:J:129:LEU:HB3	2.15	0.45
1:J:186:ILE:HD13	1:J:381:LEU:HD21	1.98	0.45

Continued on next page...

Continued from previous page...

Atom-1	Atom-2	Interatomic distance (Å)	Clash overlap (Å)
1:J:431:ARG:NH1	1:J:453:ARG:HD3	2.32	0.45
1:J:435:THR:HG23	1:J:445:SER:HB3	1.98	0.45
1:J:487:LYS:HA	1:J:490:VAL:HG12	1.99	0.45
1:K:402:MET:HG2	1:K:431:ARG:HH22	1.82	0.45
1:L:225:LEU:HD22	1:L:329:LYS:HD2	1.97	0.45
1:L:485:GLN:HE21	1:L:488:ARG:HH21	1.64	0.45
1:N:352:VAL:HG22	1:N:355:GLY:H	1.81	0.45
1:O:269:ILE:CG2	1:O:274:ILE:HG21	2.41	0.45
1:P:23:GLY:HA2	1:P:26:VAL:HG22	1.97	0.45
1:A:79:ASP:HA	1:A:83:GLY:N	2.31	0.45
1:A:128:LEU:HD22	1:A:488:ARG:HG2	1.97	0.45
1:A:154:LEU:O	1:A:157:LYS:HB2	2.16	0.45
1:B:88:SER:O	1:B:92:LEU:HD13	2.16	0.45
1:C:39:LEU:HD11	1:H:1:ALA:HA	1.97	0.45
1:C:130:ASN:O	1:C:131:SER:HB3	2.16	0.45
1:D:89:VAL:HG12	1:D:490:VAL:HB	1.97	0.45
1:D:111:GLN:HG3	1:D:114:ILE:HD12	1.97	0.45
1:D:280:ARG:O	1:D:281:GLN:HB3	2.17	0.45
1:D:394:VAL:HG22	1:D:482:GLU:HB2	1.98	0.45
1:F:176:ARG:NE	1:F:358:CYS:HB2	2.31	0.45
1:F:297:MET:HE1	1:F:336:ILE:HG22	1.97	0.45
1:G:277:PHE:O	1:G:298:ALA:HA	2.17	0.45
1:G:404:MET:HE1	1:G:491:LEU:HD21	1.98	0.45
1:G:441:ALA:HB2	1:G:467:MET:HG2	1.98	0.45
1:I:37:LYS:HG2	1:N:7:ARG:HB2	1.97	0.45
1:I:152:THR:CB	1:I:480:ILE:HD12	2.46	0.45
1:I:248:THR:O	1:I:251:VAL:HG12	2.16	0.45
1:I:399:CYS:HA	1:I:456:HIS:NE2	2.31	0.45
1:J:211:ILE:HD13	1:J:215:GLN:HB2	1.98	0.45
1:J:478:LEU:HD13	1:J:478:LEU:C	2.36	0.45
1:K:176:ARG:HD2	1:K:358:CYS:SG	2.57	0.45
1:K:186:ILE:HG21	1:K:381:LEU:HD21	1.98	0.45
1:K:188:VAL:HB	1:K:360:ILE:HB	1.99	0.45
1:K:188:VAL:CB	1:K:360:ILE:O	2.62	0.45
1:K:224:ILE:CD1	1:K:349:PHE:HE2	2.30	0.45
1:L:159:LEU:HD13	1:L:372:GLU:OE2	2.15	0.45
1:M:334:LYS:HG3	1:M:351:GLY:HA3	1.99	0.45
1:N:92:LEU:HD21	1:N:433:LEU:CD1	2.33	0.45
1:O:109:HIS:NE2	1:O:111:GLN:HB2	2.32	0.45
1:O:364:GLY:HA2	1:O:370:LEU:CD1	2.41	0.45
1:O:366:THR:HG23	1:O:366:THR:O	2.16	0.45

Continued on next page...

Continued from previous page...

Atom-1	Atom-2	Interatomic distance (Å)	Clash overlap (Å)
1:O:397:GLY:O	1:O:465:LEU:HD23	2.17	0.45
1:P:215:GLN:HE21	1:P:292:GLY:N	2.15	0.45
1:P:286:TYR:HB2	1:P:287:PRO:HD3	1.99	0.45
1:A:146:LEU:HB2	1:A:171:VAL:HG21	1.98	0.45
1:A:191:LYS:HG3	1:A:193:GLY:H	1.81	0.45
1:A:225:LEU:HD13	1:A:329:LYS:HG3	1.99	0.45
1:B:109:HIS:CD2	1:G:440:ASN:HA	2.51	0.45
1:B:165:HIS:O	1:B:168:LYS:HB3	2.16	0.45
1:B:305:VAL:CG2	1:B:309:ARG:HH12	2.30	0.45
1:B:483:SER:HB2	1:B:486:VAL:HG13	1.98	0.45
1:D:165:HIS:O	1:D:168:LYS:HB3	2.17	0.45
1:D:191:LYS:HA	1:D:191:LYS:HE3	1.98	0.45
1:E:127:ALA:HB2	1:E:404:MET:HG3	1.97	0.45
1:E:211:ILE:HG12	1:E:298:ALA:H	1.82	0.45
1:E:486:VAL:O	1:E:490:VAL:HG12	2.17	0.45
1:F:40:LEU:HD22	1:F:41:SER:N	2.31	0.45
1:F:126:GLN:CD	1:F:411:LEU:HD11	2.37	0.45
1:H:140:VAL:HA	1:H:175:LEU:CD2	2.43	0.45
1:I:402:MET:HB3	1:I:456:HIS:CG	2.52	0.45
1:I:448:LEU:HD11	1:I:465:LEU:CD1	2.46	0.45
1:J:319:ALA:HA	1:J:329:LYS:HZ1	1.82	0.45
1:J:324:HIS:HB2	1:J:329:LYS:HZ1	1.77	0.45
1:K:31:GLY:HA3	1:K:440:ASN:CG	2.36	0.45
1:K:266:VAL:CG2	1:K:290:LEU:HD11	2.47	0.45
1:L:102:SER:O	1:L:105:ALA:HB3	2.16	0.45
1:L:173:ALA:O	1:L:176:ARG:HG2	2.16	0.45
1:O:52:ASN:HD21	1:O:157:LYS:HG2	1.80	0.45
1:O:215:GLN:HE21	1:O:292:GLY:N	2.14	0.45
1:B:177:LEU:HD11	1:B:182:ASN:O	2.16	0.45
1:B:211:ILE:HG12	1:B:298:ALA:H	1.80	0.45
1:B:418:LYS:HA	1:I:446:ALA:CB	2.45	0.45
1:B:466:ASP:HB3	1:B:469:GLU:HB3	1.99	0.45
1:C:114:ILE:CG2	1:C:505:ASP:N	2.80	0.45
1:D:38:ILE:HG12	1:E:507:ILE:HD12	1.98	0.45
1:D:431:ARG:CZ	1:D:453:ARG:HD3	2.46	0.45
1:D:507:ILE:HG21	1:H:38:ILE:HD12	1.98	0.45
1:E:57:ILE:HG23	1:E:58:LEU:CD2	2.47	0.45
1:E:186:ILE:CD1	1:E:381:LEU:HD21	2.47	0.45
1:E:193:GLY:O	1:E:364:GLY:HA2	2.17	0.45
1:G:141:LYS:HG3	1:G:144:GLN:HB2	1.97	0.45
1:G:224:ILE:HD11	1:G:349:PHE:HE2	1.82	0.45

Continued on next page...

Continued from previous page...

Atom-1	Atom-2	Interatomic distance (Å)	Clash overlap (Å)
1:G:326:GLU:HB2	1:G:327:LEU:H	1.60	0.45
1:H:119:GLU:O	1:H:122:LYS:HB3	2.17	0.45
1:H:211:ILE:HG12	1:H:298:ALA:H	1.82	0.45
1:H:286:TYR:HB2	1:H:287:PRO:HD3	1.99	0.45
1:I:322:PHE:HA	1:I:324:HIS:CD2	2.51	0.45
1:K:96:LEU:HD22	1:K:96:LEU:C	2.37	0.45
1:K:232:ASP:HA	1:K:284:TYR:HB2	1.98	0.45
1:L:114:ILE:HD12	1:L:115:ALA:N	2.31	0.45
1:L:146:LEU:HB2	1:L:171:VAL:HG21	1.98	0.45
1:M:154:LEU:HD11	1:M:376:SER:OG	2.15	0.45
1:M:183:LEU:O	1:M:183:LEU:HG	2.15	0.45
1:M:225:LEU:HD13	1:M:329:LYS:CE	2.46	0.45
1:M:243:VAL:C	1:O:240:GLY:HA2	2.36	0.45
1:M:368:GLN:HE22	1:O:507:ILE:CD1	2.30	0.45
1:N:57:ILE:HD13	1:N:57:ILE:C	2.37	0.45
1:O:215:GLN:HG3	1:O:292:GLY:HA2	1.98	0.45
1:P:145:ASP:OD2	1:P:175:LEU:HD11	2.16	0.45
1:P:352:VAL:CG2	1:P:355:GLY:H	2.28	0.45
1:B:38:ILE:O	1:B:38:ILE:HG12	2.17	0.45
1:B:504:VAL:CG1	1:B:507:ILE:HD12	2.46	0.45
1:C:52:ASN:HB2	1:C:375:ARG:HH11	1.80	0.45
1:C:146:LEU:HB2	1:C:171:VAL:HG21	1.98	0.45
1:D:313:VAL:HG13	1:D:352:VAL:CG2	2.46	0.45
1:E:14:SER:O	1:E:17:ILE:HG22	2.17	0.45
1:E:32:PRO:CD	1:E:467:MET:SD	3.05	0.45
1:E:171:VAL:HA	1:E:174:VAL:HG22	1.98	0.45
1:E:274:ILE:O	1:E:296:VAL:HG22	2.17	0.45
1:F:450:ALA:CB	1:O:417:GLY:H	2.29	0.45
1:G:216:PRO:HG2	1:G:295:GLY:CA	2.45	0.45
1:G:399:CYS:SG	1:G:464:GLY:CA	3.04	0.45
1:G:453:ARG:NH2	1:N:421:VAL:HG23	2.31	0.45
1:I:52:ASN:H	1:I:375:ARG:CD	2.23	0.45
1:I:490:VAL:HA	1:I:493:SER:HB3	1.99	0.45
1:J:117:TRP:O	1:J:120:ALA:HB3	2.17	0.45
1:J:412:ALA:CB	1:J:424:GLU:HB3	2.46	0.45
1:K:181:GLY:HA3	1:K:356:GLU:OE2	2.16	0.45
1:M:51:THR:HG22	1:M:53:ASP:O	2.17	0.45
1:N:22:ILE:HD12	1:N:90:THR:CG2	2.46	0.45
1:N:191:LYS:HE3	1:N:346:LEU:CB	2.47	0.45
1:N:404:MET:O	1:N:408:VAL:HG22	2.17	0.45
1:O:11:ALA:HB1	1:O:505:ASP:HB3	1.98	0.45

Continued on next page...

Continued from previous page...

Atom-1	Atom-2	Interatomic distance (Å)	Clash overlap (Å)
1:O:111:GLN:HA	1:O:114:ILE:HG12	1.99	0.45
1:A:57:ILE:HD13	1:A:57:ILE:C	2.37	0.45
1:A:67:ALA:HB3	1:A:507:ILE:CG2	2.47	0.45
1:B:27:LYS:HB2	1:B:436:ILE:HD11	1.98	0.45
1:B:37:LYS:HG3	1:F:504:VAL:HG13	1.99	0.45
1:B:150:ALA:HB2	1:B:384:LEU:HD11	1.98	0.45
1:B:188:VAL:CG2	1:B:377:LEU:HD21	2.47	0.45
1:C:222:ALA:HA	1:C:275:ASN:CG	2.37	0.45
1:D:215:GLN:HE21	1:D:292:GLY:N	2.14	0.45
1:E:113:ILE:H	1:E:113:ILE:HD13	1.81	0.45
1:E:365:ALA:O	1:E:366:THR:HG22	2.17	0.45
1:F:96:LEU:HD11	1:F:117:TRP:HZ2	1.81	0.45
1:F:157:LYS:HB3	1:F:159:LEU:HD22	1.99	0.45
1:F:190:LYS:HB2	1:F:370:LEU:HD21	1.99	0.45
1:G:46:ALA:O	1:G:47:SER:CB	2.65	0.45
1:G:313:VAL:HG13	1:G:352:VAL:HB	1.98	0.45
1:G:450:ALA:C	1:N:417:GLY:HA2	2.37	0.45
1:G:487:LYS:O	1:G:490:VAL:HG12	2.17	0.45
1:H:22:ILE:O	1:H:26:VAL:HG22	2.16	0.45
1:H:33:LYS:HB3	1:H:440:ASN:O	2.17	0.45
1:H:265:LYS:HZ2	1:H:287:PRO:HG3	1.82	0.45
1:I:154:LEU:CD2	1:I:163:LYS:HG2	2.45	0.45
1:I:188:VAL:HG23	1:I:360:ILE:O	2.16	0.45
1:L:174:VAL:HG11	1:L:384:LEU:C	2.37	0.45
1:M:79:ASP:HA	1:M:83:GLY:HA2	1.97	0.45
1:N:185:ALA:HB3	1:N:357:ALA:HB1	1.98	0.45
1:O:41:SER:HB2	1:O:45:ASP:OD2	2.17	0.45
1:P:82:VAL:HG13	1:P:83:GLY:H	1.82	0.45
1:P:171:VAL:O	1:P:174:VAL:HG22	2.17	0.45
1:P:190:LYS:HA	1:P:362:LEU:O	2.17	0.45
1:P:431:ARG:O	1:P:434:PRO:HD2	2.16	0.45
1:A:234:ASP:CG	1:A:235:LYS:H	2.20	0.45
1:B:139:GLU:HG2	1:B:178:LYS:NZ	2.32	0.45
1:C:11:ALA:CB	1:C:510:ALA:CB	2.94	0.45
1:C:171:VAL:O	1:C:175:LEU:HG	2.17	0.45
1:C:231:MET:C	1:C:284:TYR:HB2	2.36	0.45
1:D:92:LEU:HD11	1:D:433:LEU:HG	1.99	0.45
1:G:128:LEU:HD13	1:G:404:MET:CA	2.43	0.45
1:H:173:ALA:HA	1:H:176:ARG:NH1	2.31	0.45
1:I:309:ARG:HH11	1:I:309:ARG:HG3	1.81	0.45
1:I:334:LYS:HD2	1:I:351:GLY:HA3	1.99	0.45

Continued on next page...

Continued from previous page...

Atom-1	Atom-2	Interatomic distance (Å)	Clash overlap (Å)
1:I:433:LEU:O	1:I:437:ILE:HG12	2.16	0.45
1:K:157:LYS:HD3	1:K:376:SER:HB2	1.98	0.45
1:K:324:HIS:O	1:K:328:VAL:HG23	2.17	0.45
1:L:178:LYS:HE2	1:L:388:VAL:CG1	2.47	0.45
1:L:324:HIS:ND1	1:L:325:PRO:HD3	2.32	0.45
1:M:222:ALA:HA	1:M:275:ASN:HB2	1.99	0.45
1:N:97:LEU:HD23	1:N:501:ILE:HD11	1.98	0.45
1:N:430:LEU:HD22	1:N:430:LEU:N	2.32	0.45
1:O:30:LEU:HD11	1:O:87:THR:O	2.17	0.45
1:O:89:VAL:HG12	1:O:490:VAL:HG21	1.98	0.45
1:O:163:LYS:HD2	1:O:166:PHE:CD1	2.50	0.45
1:O:452:LEU:HD11	1:O:456:HIS:CE1	2.52	0.45
1:P:22:ILE:O	1:P:26:VAL:HG22	2.16	0.45
1:P:37:LYS:C	1:P:50:VAL:HG23	2.37	0.45
1:P:317:GLU:CB	1:P:329:LYS:HD3	2.47	0.45
1:A:176:ARG:HD2	1:A:358:CYS:SG	2.57	0.45
1:A:206:LEU:HD11	1:A:346:LEU:HD22	1.99	0.45
1:C:113:ILE:HG23	1:C:421:VAL:HG12	1.99	0.45
1:C:261:LYS:O	1:C:264:GLU:HG2	2.17	0.45
1:C:424:GLU:O	1:C:427:ALA:HB3	2.17	0.45
1:D:166:PHE:N	1:D:166:PHE:CD1	2.85	0.45
1:D:368:GLN:O	1:D:371:ASP:HB2	2.17	0.45
1:E:175:LEU:O	1:E:178:LYS:HG2	2.17	0.45
1:E:431:ARG:CZ	1:E:431:ARG:HA	2.47	0.45
1:E:448:LEU:CD2	1:E:465:LEU:HD12	2.39	0.45
1:G:154:LEU:HD22	1:G:167:THR:CB	2.47	0.45
1:I:24:ASP:HA	1:I:27:LYS:HD3	1.99	0.45
1:I:129:LEU:HD23	1:I:129:LEU:C	2.37	0.45
1:I:438:ALA:O	1:I:441:ALA:HB3	2.17	0.45
1:I:508:ILE:HG22	1:I:509:LYS:H	1.81	0.45
1:J:326:GLU:HB2	1:J:327:LEU:H	1.62	0.45
1:J:411:LEU:HB3	1:J:423:MET:CE	2.46	0.45
1:J:503:ARG:NH1	1:N:158:LEU:HD22	2.31	0.45
1:J:509:LYS:H	1:N:48:LEU:CD1	2.30	0.45
1:K:154:LEU:HD21	1:K:163:LYS:HG3	1.98	0.45
1:K:437:ILE:CG2	1:K:467:MET:SD	3.03	0.45
1:L:61:ILE:HG12	1:L:63:VAL:HG23	1.97	0.45
1:L:133:VAL:HG13	1:L:134:ASP:N	2.32	0.45
1:L:326:GLU:HB2	1:L:327:LEU:H	1.61	0.45
1:L:390:ASP:HB3	1:L:485:GLN:HE22	1.81	0.45
1:M:27:LYS:HB2	1:M:436:ILE:CD1	2.46	0.45

Continued on next page...

Continued from previous page...

Atom-1	Atom-2	Interatomic distance (Å)	Clash overlap (Å)
1:N:132:ALA:HB3	1:N:395:TYR:CE2	2.46	0.45
1:N:312:LEU:O	1:N:354:LEU:HD22	2.16	0.45
1:N:486:VAL:HG23	1:N:487:LYS:N	2.32	0.45
1:O:334:LYS:CD	1:O:351:GLY:HA3	2.47	0.45
1:P:508:ILE:HG23	1:P:509:LYS:N	2.32	0.45
1:A:36:ASP:CG	1:A:158:LEU:HD13	2.37	0.44
1:A:141:LYS:HE2	1:A:144:GLN:HB2	1.98	0.44
1:A:173:ALA:CB	1:A:360:ILE:HD11	2.47	0.44
1:A:277:PHE:O	1:A:298:ALA:HA	2.17	0.44
1:A:437:ILE:HG23	1:A:467:MET:SD	2.57	0.44
1:A:506:ASN:HD21	1:F:39:LEU:HA	1.82	0.44
1:B:495:ALA:O	1:B:499:GLU:HG3	2.16	0.44
1:C:113:ILE:HG23	1:C:421:VAL:CG1	2.47	0.44
1:C:115:ALA:HA	1:C:504:VAL:HG22	1.93	0.44
1:C:274:ILE:HG23	1:C:296:VAL:CG2	2.47	0.44
1:D:39:LEU:HB2	1:E:510:ALA:CA	2.46	0.44
1:D:485:GLN:NE2	1:D:488:ARG:HH21	2.13	0.44
1:E:117:TRP:O	1:E:120:ALA:HB3	2.17	0.44
1:E:280:ARG:HG3	1:E:304:PHE:CA	2.47	0.44
1:F:226:ILE:HG12	1:F:278:ILE:HG23	1.99	0.44
1:G:103:LEU:HG	1:G:113:ILE:CD1	2.41	0.44
1:G:334:LYS:CD	1:G:351:GLY:HA3	2.47	0.44
1:G:433:LEU:HB2	1:G:434:PRO:HD3	1.99	0.44
1:H:78:GLN:OE1	1:H:78:GLN:HA	2.17	0.44
1:J:106:LYS:NZ	1:J:421:VAL:HG11	2.33	0.44
1:J:226:ILE:O	1:J:329:LYS:HE3	2.17	0.44
1:J:313:VAL:HG13	1:J:352:VAL:HB	1.98	0.44
1:K:61:ILE:HG13	1:K:62:GLY:N	2.32	0.44
1:K:504:VAL:CG1	1:K:507:ILE:HG23	2.46	0.44
1:L:37:LYS:HZ1	1:M:7:ARG:HG2	1.82	0.44
1:L:211:ILE:HG22	1:L:288:GLU:OE1	2.17	0.44
1:N:9:GLU:OE2	1:N:507:ILE:HG22	2.16	0.44
1:N:399:CYS:SG	1:N:464:GLY:CA	3.03	0.44
1:O:112:THR:HG21	1:O:418:LYS:HG2	1.99	0.44
1:P:103:LEU:HG	1:P:113:ILE:HD13	1.98	0.44
1:P:106:LYS:O	1:P:108:ILE:HG12	2.18	0.44
1:A:37:LYS:CD	1:C:512:PRO:HD3	2.46	0.44
1:A:158:LEU:CD1	1:C:501:ILE:HG21	2.47	0.44
1:A:236:ILE:HG23	1:A:238:ILE:H	1.82	0.44
1:A:334:LYS:HD3	1:A:335:LEU:CB	2.47	0.44
1:B:128:LEU:HG	1:B:488:ARG:CG	2.47	0.44

Continued on next page...

Continued from previous page...

Atom-1	Atom-2	Interatomic distance (Å)	Clash overlap (Å)
1:B:150:ALA:HB1	1:B:167:THR:OG1	2.18	0.44
1:C:114:ILE:HG12	1:C:506:ASN:CB	2.47	0.44
1:C:154:LEU:O	1:C:157:LYS:HB2	2.17	0.44
1:C:325:PRO:O	1:C:326:GLU:HG3	2.16	0.44
1:D:17:ILE:O	1:D:20:ILE:HG22	2.17	0.44
1:D:45:ASP:O	1:D:46:ALA:HB3	2.17	0.44
1:D:112:THR:HG22	1:D:418:LYS:HE2	1.99	0.44
1:D:185:ALA:HA	1:D:309:ARG:CD	2.44	0.44
1:D:215:GLN:HG3	1:D:292:GLY:HA2	1.99	0.44
1:D:225:LEU:HD11	1:D:324:HIS:ND1	2.31	0.44
1:F:32:PRO:HA	1:F:155:SER:HB3	1.99	0.44
1:G:37:LYS:O	1:G:50:VAL:HA	2.18	0.44
1:G:44:ARG:HG3	1:G:44:ARG:O	2.16	0.44
1:G:163:LYS:HD2	1:G:166:PHE:CD1	2.52	0.44
1:H:175:LEU:HA	1:H:178:LYS:HE2	1.99	0.44
1:I:185:ALA:HA	1:I:309:ARG:CD	2.47	0.44
1:I:207:LEU:O	1:I:347:ILE:HG22	2.17	0.44
1:J:211:ILE:HD13	1:J:215:GLN:CB	2.48	0.44
1:J:475:MET:HG3	1:J:480:ILE:O	2.18	0.44
1:K:154:LEU:HD21	1:K:167:THR:HB	1.97	0.44
1:K:207:LEU:HD22	1:K:208:ASP:H	1.82	0.44
1:L:19:ALA:HB3	1:L:97:LEU:HD22	1.99	0.44
1:L:324:HIS:HB2	1:L:329:LYS:HE2	1.98	0.44
1:N:219:ILE:HD12	1:N:275:ASN:HB3	1.99	0.44
1:N:365:ALA:C	1:N:366:THR:HG23	2.37	0.44
1:P:402:MET:HE2	1:P:453:ARG:HG2	1.98	0.44
1:A:174:VAL:HA	1:A:177:LEU:HG	1.98	0.44
1:A:442:GLY:HA2	1:C:111:GLN:HB3	1.98	0.44
1:B:177:LEU:HD13	1:B:177:LEU:C	2.37	0.44
1:B:215:GLN:HE21	1:B:292:GLY:N	2.16	0.44
1:B:310:LEU:O	1:B:313:VAL:HB	2.17	0.44
1:C:176:ARG:HH22	1:C:201:LEU:HD21	1.82	0.44
1:D:133:VAL:HG12	1:D:394:VAL:HA	1.95	0.44
1:D:403:LEU:HD22	1:D:461:THR:HG22	2.00	0.44
1:E:244:ARG:HG2	1:E:245:VAL:N	2.32	0.44
1:E:414:ARG:HA	1:E:414:ARG:HH11	1.82	0.44
1:E:452:LEU:HD11	1:E:456:HIS:CE1	2.51	0.44
1:F:412:ALA:HB1	1:F:424:GLU:HB3	1.98	0.44
1:G:32:PRO:HD2	1:G:467:MET:CE	2.46	0.44
1:G:154:LEU:HD21	1:G:163:LYS:NZ	2.32	0.44
1:G:226:ILE:HD12	1:G:317:GLU:HG3	1.99	0.44

Continued on next page...

Continued from previous page...

Atom-1	Atom-2	Interatomic distance (Å)	Clash overlap (Å)
1:H:108:ILE:CG1	1:H:109:HIS:N	2.79	0.44
1:I:171:VAL:O	1:I:175:LEU:HG	2.16	0.44
1:I:226:ILE:HA	1:I:278:ILE:O	2.17	0.44
1:J:152:THR:HA	1:J:155:SER:OG	2.17	0.44
1:K:58:LEU:HB3	1:K:72:VAL:HG11	1.98	0.44
1:K:185:ALA:HB1	1:K:357:ALA:CB	2.47	0.44
1:K:321:THR:O	1:K:323:ASP:N	2.51	0.44
1:L:390:ASP:CB	1:L:485:GLN:HE22	2.29	0.44
1:L:431:ARG:O	1:L:434:PRO:HD2	2.17	0.44
1:M:103:LEU:CD2	1:M:113:ILE:HG21	2.46	0.44
1:M:452:LEU:HD11	1:M:456:HIS:CE1	2.52	0.44
1:N:92:LEU:CD2	1:N:433:LEU:HD11	2.36	0.44
1:N:367:GLN:O	1:N:370:LEU:HB3	2.18	0.44
1:O:176:ARG:NE	1:O:358:CYS:HB2	2.33	0.44
1:P:226:ILE:HD13	1:P:307:VAL:HG13	2.00	0.44
1:P:397:GLY:HA3	1:P:475:MET:CE	2.48	0.44
1:A:210:LYS:HE2	1:A:212:GLY:O	2.16	0.44
1:A:365:ALA:O	1:A:366:THR:HG23	2.16	0.44
1:B:146:LEU:HB2	1:B:171:VAL:HG21	1.99	0.44
1:C:114:ILE:HG23	1:C:505:ASP:CA	2.47	0.44
1:C:341:ILE:HG23	1:C:363:ARG:CZ	2.47	0.44
1:D:106:LYS:HE3	1:K:446:ALA:HB1	1.99	0.44
1:D:219:ILE:CD1	1:D:276:CYS:HB2	2.48	0.44
1:E:59:LYS:HE3	1:E:73:ASP:HA	1.99	0.44
1:E:186:ILE:HD12	1:E:381:LEU:HD21	1.98	0.44
1:F:244:ARG:NH2	1:F:246:ASP:HA	2.32	0.44
1:F:274:ILE:O	1:F:274:ILE:HG23	2.17	0.44
1:G:31:GLY:H	1:G:156:SER:HA	1.81	0.44
1:G:159:LEU:CD2	1:G:163:LYS:HG2	2.48	0.44
1:G:187:HIS:O	1:G:359:THR:HG23	2.18	0.44
1:H:7:ARG:N	1:H:10:THR:HG23	2.32	0.44
1:J:404:MET:O	1:J:408:VAL:HG22	2.18	0.44
1:J:439:ASP:CA	1:K:109:HIS:HE2	2.29	0.44
1:J:478:LEU:CD1	1:J:480:ILE:HD12	2.48	0.44
1:K:141:LYS:HE2	1:K:144:GLN:HB2	2.00	0.44
1:K:159:LEU:HB3	1:K:163:LYS:CG	2.48	0.44
1:K:161:HIS:CG	1:K:162:HIS:H	2.36	0.44
1:L:116:GLY:O	1:L:119:GLU:HB2	2.16	0.44
1:L:368:GLN:OE1	1:M:508:ILE:HD12	2.17	0.44
1:L:431:ARG:HA	1:L:431:ARG:CZ	2.48	0.44
1:L:506:ASN:HB3	1:P:25:LEU:HD11	1.99	0.44

Continued on next page...

Continued from previous page...

Atom-1	Atom-2	Interatomic distance (Å)	Clash overlap (Å)
1:M:133:VAL:HG12	1:M:394:VAL:HG12	2.00	0.44
1:M:225:LEU:HD12	1:M:226:ILE:N	2.33	0.44
1:M:287:PRO:O	1:M:291:PHE:HD1	1.99	0.44
1:N:126:GLN:HG3	1:N:130:ASN:ND2	2.32	0.44
1:N:150:ALA:O	1:N:154:LEU:HB2	2.18	0.44
1:N:215:GLN:HA	1:N:292:GLY:HA2	2.00	0.44
1:N:411:LEU:C	1:N:423:MET:SD	2.96	0.44
1:P:216:PRO:HG2	1:P:295:GLY:CA	2.44	0.44
1:P:485:GLN:HE21	1:P:488:ARG:NH2	2.14	0.44
1:A:28:SER:HB3	1:A:37:LYS:NZ	2.32	0.44
1:B:99:GLU:O	1:B:102:SER:HB2	2.17	0.44
1:B:219:ILE:O	1:B:220:GLU:HB2	2.17	0.44
1:B:504:VAL:HG11	1:B:507:ILE:HD12	1.99	0.44
1:C:110:PRO:O	1:C:114:ILE:CG1	2.63	0.44
1:C:119:GLU:HB3	1:C:423:MET:CE	2.48	0.44
1:D:26:VAL:HG23	1:D:91:VAL:HG22	1.99	0.44
1:D:29:THR:O	1:D:156:SER:HB2	2.18	0.44
1:D:53:ASP:HB2	1:D:157:LYS:NZ	2.31	0.44
1:D:108:ILE:HA	1:D:108:ILE:HD13	1.65	0.44
1:D:128:LEU:HD22	1:D:484:PHE:CE1	2.53	0.44
1:F:312:LEU:O	1:F:354:LEU:HD13	2.18	0.44
1:F:496:GLU:HG2	1:F:499:GLU:OE1	2.18	0.44
1:G:269:ILE:CG2	1:G:274:ILE:HG21	2.46	0.44
1:H:176:ARG:CZ	1:H:358:CYS:HB2	2.47	0.44
1:J:226:ILE:HG12	1:J:278:ILE:CG2	2.46	0.44
1:K:367:GLN:HB3	1:K:369:ILE:HB	1.99	0.44
1:L:82:VAL:CG1	1:L:486:VAL:HA	2.48	0.44
1:L:139:GLU:O	1:L:140:VAL:HB	2.16	0.44
1:L:185:ALA:CB	1:L:357:ALA:HB1	2.48	0.44
1:M:32:PRO:HA	1:M:155:SER:O	2.18	0.44
1:N:124:ALA:CA	1:N:491:LEU:HD13	2.44	0.44
1:P:209:LYS:HZ2	1:P:303:ASP:H	1.65	0.44
1:A:219:ILE:HD12	1:A:275:ASN:HB3	1.99	0.44
1:A:433:LEU:HA	1:A:436:ILE:HG22	1.99	0.44
1:B:114:ILE:O	1:B:117:TRP:HB2	2.17	0.44
1:C:40:LEU:H	1:H:3:ALA:CB	2.30	0.44
1:C:508:ILE:HG23	1:C:509:LYS:N	2.28	0.44
1:D:58:LEU:HD12	1:D:72:VAL:HG21	2.00	0.44
1:D:324:HIS:HB2	1:D:329:LYS:HZ1	1.82	0.44
1:E:127:ALA:HB2	1:E:404:MET:CG	2.47	0.44
1:F:111:GLN:HA	1:F:114:ILE:HG12	1.99	0.44

Continued on next page...

Continued from previous page...

Atom-1	Atom-2	Interatomic distance (Å)	Clash overlap (Å)
1:F:450:ALA:CA	1:O:417:GLY:HA3	2.48	0.44
1:F:450:ALA:HB1	1:O:417:GLY:H	1.83	0.44
1:G:38:ILE:HG22	1:G:50:VAL:HB	1.99	0.44
1:G:487:LYS:HA	1:G:490:VAL:HG12	1.98	0.44
1:H:206:LEU:HD23	1:H:348:HIS:CD2	2.53	0.44
1:H:313:VAL:HG13	1:H:352:VAL:HG21	1.99	0.44
1:I:138:ASP:O	1:I:139:GLU:CB	2.66	0.44
1:I:146:LEU:HB2	1:I:171:VAL:CG2	2.45	0.44
1:I:163:LYS:HE3	1:I:376:SER:OG	2.17	0.44
1:I:206:LEU:HD13	1:I:206:LEU:C	2.38	0.44
1:J:89:VAL:HB	1:J:490:VAL:HG23	1.99	0.44
1:J:405:ALA:HA	1:J:408:VAL:HG22	2.00	0.44
1:K:159:LEU:HB3	1:K:163:LYS:CB	2.48	0.44
1:K:170:ALA:O	1:K:173:ALA:HB3	2.18	0.44
1:L:148:ASN:CA	1:L:480:ILE:HA	2.47	0.44
1:L:261:LYS:O	1:L:265:LYS:HG3	2.18	0.44
1:M:27:LYS:HB2	1:M:436:ILE:HD11	1.99	0.44
1:M:82:VAL:HG13	1:M:83:GLY:N	2.32	0.44
1:M:163:LYS:O	1:M:166:PHE:HB2	2.18	0.44
1:M:441:ALA:O	1:O:109:HIS:NE2	2.51	0.44
1:N:26:VAL:HG23	1:N:91:VAL:HG22	1.99	0.44
1:N:82:VAL:HG11	1:N:486:VAL:HG13	1.99	0.44
1:N:221:ASN:HA	1:N:333:CYS:HB2	2.00	0.44
1:N:421:VAL:O	1:N:424:GLU:HG2	2.18	0.44
1:O:39:LEU:HD12	1:O:57:ILE:HG13	1.98	0.44
1:O:69:LYS:HB3	1:O:509:LYS:HE2	2.00	0.44
1:O:335:LEU:HD21	1:O:337:GLU:OE1	2.18	0.44
1:P:173:ALA:O	1:P:176:ARG:HG2	2.17	0.44
1:A:89:VAL:HG12	1:A:490:VAL:CG2	2.47	0.44
1:A:177:LEU:C	1:A:177:LEU:CD1	2.86	0.44
1:B:334:LYS:HD3	1:B:335:LEU:N	2.33	0.44
1:C:33:LYS:HB3	1:H:109:HIS:HE1	1.83	0.44
1:C:116:GLY:O	1:C:120:ALA:N	2.47	0.44
1:C:173:ALA:HA	1:C:176:ARG:CZ	2.48	0.44
1:D:95:GLU:O	1:D:98:ARG:HD2	2.17	0.44
1:D:159:LEU:HD23	1:D:163:LYS:HB3	1.99	0.44
1:D:192:LEU:HG	1:D:366:THR:HB	2.00	0.44
1:E:81:GLU:O	1:E:386:GLN:HG3	2.17	0.44
1:E:108:ILE:CB	1:J:446:ALA:HB3	2.33	0.44
1:E:280:ARG:O	1:E:281:GLN:CB	2.66	0.44
1:F:110:PRO:HA	1:F:113:ILE:HD12	2.00	0.44

Continued on next page...

Continued from previous page...

Atom-1	Atom-2	Interatomic distance (Å)	Clash overlap (Å)
1:F:143:ARG:HA	1:F:143:ARG:NE	2.33	0.44
1:F:196:LEU:HD13	1:F:196:LEU:C	2.38	0.44
1:F:201:LEU:CD2	1:F:360:ILE:HG12	2.48	0.44
1:G:277:PHE:CE2	1:G:279:ASN:HB2	2.53	0.44
1:G:321:THR:O	1:G:323:ASP:N	2.50	0.44
1:H:143:ARG:HA	1:H:143:ARG:HE	1.83	0.44
1:H:145:ASP:OD1	1:H:171:VAL:HB	2.16	0.44
1:H:216:PRO:HG2	1:H:295:GLY:CA	2.47	0.44
1:I:27:LYS:HB2	1:I:436:ILE:CG1	2.47	0.44
1:I:206:LEU:HD21	1:I:346:LEU:HB3	1.99	0.44
1:I:321:THR:O	1:I:323:ASP:N	2.50	0.44
1:I:367:GLN:HA	1:N:70:VAL:HB	2.00	0.44
1:I:508:ILE:HG12	1:O:38:ILE:CG2	2.48	0.44
1:J:183:LEU:N	1:J:183:LEU:CD1	2.81	0.44
1:K:166:PHE:HD2	1:K:362:LEU:HD22	1.82	0.44
1:K:334:LYS:HD3	1:K:351:GLY:HA3	2.00	0.44
1:L:325:PRO:C	1:L:326:GLU:HG3	2.38	0.44
1:L:405:ALA:HA	1:L:408:VAL:CG2	2.48	0.44
1:M:57:ILE:HD13	1:M:57:ILE:O	2.18	0.44
1:N:277:PHE:O	1:N:298:ALA:HA	2.18	0.44
1:O:146:LEU:HD11	1:O:150:ALA:CB	2.47	0.44
1:P:313:VAL:HG13	1:P:352:VAL:CB	2.48	0.44
1:P:402:MET:HG2	1:P:431:ARG:HH22	1.82	0.44
1:A:65:ASN:CG	1:A:66:PRO:HD3	2.38	0.44
1:B:206:LEU:CB	1:B:359:THR:HG21	2.48	0.44
1:B:286:TYR:HB2	1:B:287:PRO:HD3	1.99	0.44
1:B:417:GLY:HA2	1:I:447:ASP:HA	1.95	0.44
1:C:82:VAL:HG11	1:C:485:GLN:C	2.38	0.44
1:C:146:LEU:HD13	1:C:168:LYS:CA	2.43	0.44
1:C:280:ARG:HG3	1:C:304:PHE:HB2	1.99	0.44
1:C:438:ALA:CB	1:C:448:LEU:HG	2.47	0.44
1:E:96:LEU:CD2	1:E:117:TRP:HZ2	2.31	0.44
1:E:96:LEU:CD2	1:E:117:TRP:CZ2	3.01	0.44
1:E:174:VAL:HG11	1:E:384:LEU:HB2	2.00	0.44
1:E:412:ALA:CB	1:E:424:GLU:HB3	2.48	0.44
1:E:448:LEU:HD11	1:E:465:LEU:CD1	2.48	0.44
1:F:324:HIS:HB2	1:F:329:LYS:HZ1	1.82	0.44
1:G:108:ILE:HG13	1:N:446:ALA:CB	2.46	0.44
1:H:154:LEU:HD23	1:H:163:LYS:HG3	2.00	0.44
1:I:68:ALA:O	1:I:72:VAL:HG23	2.17	0.44
1:I:185:ALA:HB3	1:I:357:ALA:CB	2.48	0.44

Continued on next page...

Continued from previous page...

Atom-1	Atom-2	Interatomic distance (Å)	Clash overlap (Å)
1:I:208:ASP:O	1:I:209:LYS:HG3	2.18	0.44
1:I:211:ILE:HG12	1:I:298:ALA:H	1.83	0.44
1:I:258:GLU:OE2	1:I:284:TYR:HE2	2.01	0.44
1:J:134:ASP:O	1:J:134:ASP:CG	2.56	0.44
1:J:445:SER:O	1:J:449:VAL:HG23	2.17	0.44
1:J:447:ASP:O	1:J:450:ALA:HB3	2.18	0.44
1:K:215:GLN:HG3	1:K:292:GLY:HA2	2.00	0.44
1:K:448:LEU:HA	1:K:451:GLN:NE2	2.32	0.44
1:L:128:LEU:HD21	1:L:488:ARG:HA	1.98	0.44
1:L:415:THR:HB	1:L:419:GLU:OE1	2.17	0.44
1:N:12:ARG:HG3	1:N:501:ILE:CD1	2.47	0.44
1:N:59:LYS:HE2	1:N:76:ARG:CB	2.46	0.44
1:N:203:GLU:O	1:N:352:VAL:HG13	2.17	0.44
1:O:160:THR:O	1:O:160:THR:HG22	2.18	0.44
1:A:207:LEU:O	1:A:208:ASP:CB	2.66	0.44
1:C:92:LEU:CD1	1:C:433:LEU:HD21	2.48	0.44
1:C:114:ILE:O	1:C:504:VAL:HG13	2.18	0.44
1:C:258:GLU:OE2	1:C:284:TYR:CE2	2.67	0.44
1:C:326:GLU:HB2	1:C:327:LEU:H	1.60	0.44
1:D:5:GLU:HG3	1:D:6:GLU:H	1.83	0.44
1:D:26:VAL:CG2	1:D:91:VAL:HG22	2.48	0.44
1:D:146:LEU:CD2	1:D:150:ALA:HB3	2.33	0.44
1:D:438:ALA:HB2	1:D:448:LEU:CD1	2.48	0.44
1:E:309:ARG:O	1:E:313:VAL:HG23	2.18	0.44
1:E:446:ALA:HB2	1:J:106:LYS:HG2	1.99	0.44
1:F:50:VAL:HG13	1:F:375:ARG:HH22	1.82	0.44
1:G:395:TYR:HE1	1:G:476:SER:OG	2.01	0.44
1:H:226:ILE:HD11	1:H:310:LEU:HD12	1.99	0.44
1:I:121:THR:O	1:I:124:ALA:HB3	2.18	0.44
1:J:64:ASP:CG	1:J:66:PRO:HD2	2.38	0.44
1:J:157:LYS:CE	1:J:376:SER:HA	2.48	0.44
1:J:438:ALA:HB2	1:J:448:LEU:CD1	2.48	0.44
1:K:129:LEU:C	1:K:131:SER:H	2.22	0.44
1:K:133:VAL:HG11	1:K:394:VAL:HG12	2.00	0.44
1:L:171:VAL:O	1:L:175:LEU:HG	2.18	0.44
1:M:408:VAL:HG23	1:M:427:ALA:HB1	2.00	0.44
1:N:367:GLN:HG2	1:N:369:ILE:HB	2.00	0.44
1:P:257:ALA:O	1:P:261:LYS:HD2	2.17	0.44
1:P:497:ALA:O	1:P:500:VAL:HG23	2.18	0.44
1:A:166:PHE:CE1	1:A:198:ASP:CB	3.00	0.43
1:B:277:PHE:O	1:B:298:ALA:HA	2.18	0.43

Continued on next page...

Continued from previous page...

Atom-1	Atom-2	Interatomic distance (Å)	Clash overlap (Å)
1:C:23:GLY:O	1:C:27:LYS:HB2	2.18	0.43
1:C:159:LEU:HD23	1:C:160:THR:N	2.33	0.43
1:C:188:VAL:HA	1:C:360:ILE:O	2.17	0.43
1:C:215:GLN:HG3	1:C:292:GLY:HA2	1.99	0.43
1:C:428:LYS:NZ	1:L:428:LYS:HE2	2.33	0.43
1:E:117:TRP:HA	1:E:120:ALA:CB	2.48	0.43
1:E:166:PHE:CD2	1:E:362:LEU:HD22	2.52	0.43
1:E:193:GLY:HA3	1:E:343:GLU:OE2	2.17	0.43
1:E:207:LEU:HD13	1:E:208:ASP:N	2.33	0.43
1:E:283:ILE:CG2	1:E:300:GLU:HG3	2.43	0.43
1:I:35:MET:CE	1:I:440:ASN:HB2	2.47	0.43
1:I:99:GLU:O	1:I:102:SER:HB2	2.17	0.43
1:I:159:LEU:HG	1:I:163:LYS:CD	2.47	0.43
1:I:216:PRO:HG2	1:I:295:GLY:CA	2.46	0.43
1:I:312:LEU:O	1:I:354:LEU:HD22	2.18	0.43
1:I:316:GLY:O	1:I:330:LEU:HB2	2.18	0.43
1:J:52:ASN:N	1:J:375:ARG:CZ	2.81	0.43
1:J:126:GLN:HE22	1:J:411:LEU:HD11	1.83	0.43
1:J:408:VAL:HG23	1:J:427:ALA:HB1	2.00	0.43
1:K:451:GLN:NE2	1:K:471:THR:HA	2.32	0.43
1:M:17:ILE:HD13	1:M:17:ILE:HA	1.90	0.43
1:M:32:PRO:CG	1:M:155:SER:HB3	2.48	0.43
1:M:284:TYR:CE2	1:M:286:TYR:HD1	2.35	0.43
1:M:388:VAL:HG23	1:M:389:LYS:N	2.33	0.43
1:N:7:ARG:O	1:N:8:ALA:HB2	2.18	0.43
1:N:102:SER:O	1:N:105:ALA:HB3	2.18	0.43
1:N:451:GLN:NE2	1:N:471:THR:HA	2.32	0.43
1:O:280:ARG:O	1:O:281:GLN:HB3	2.18	0.43
1:O:280:ARG:HG3	1:O:304:PHE:CA	2.48	0.43
1:O:280:ARG:HG3	1:O:304:PHE:HB2	1.99	0.43
1:O:404:MET:O	1:O:408:VAL:HG13	2.17	0.43
1:O:421:VAL:O	1:O:424:GLU:HG2	2.18	0.43
1:A:431:ARG:CZ	1:A:431:ARG:HA	2.48	0.43
1:B:115:ALA:HB2	1:G:33:LYS:NZ	2.33	0.43
1:B:313:VAL:HG12	1:B:349:PHE:HE1	1.83	0.43
1:B:324:HIS:HB2	1:B:329:LYS:HE2	1.99	0.43
1:C:78:GLN:O	1:C:83:GLY:N	2.50	0.43
1:C:365:ALA:O	1:C:366:THR:CB	2.65	0.43
1:C:462:THR:O	1:C:475:MET:HB3	2.19	0.43
1:D:321:THR:O	1:D:323:ASP:N	2.51	0.43
1:E:286:TYR:HB2	1:E:287:PRO:HD3	2.00	0.43

Continued on next page...

Continued from previous page...

Atom-1	Atom-2	Interatomic distance (Å)	Clash overlap (Å)
1:F:38:ILE:HG22	1:F:50:VAL:CB	2.29	0.43
1:G:28:SER:O	1:G:34:GLY:HA2	2.19	0.43
1:G:486:VAL:HG23	1:G:487:LYS:HG2	2.00	0.43
1:H:146:LEU:CG	1:H:147:MET:H	2.30	0.43
1:I:50:VAL:HG13	1:I:375:ARG:HH21	1.81	0.43
1:I:214:ASN:O	1:I:215:GLN:HB2	2.18	0.43
1:J:38:ILE:HB	1:K:509:LYS:HD3	1.99	0.43
1:J:166:PHE:CE1	1:J:198:ASP:HB3	2.52	0.43
1:J:263:LYS:HA	1:J:266:VAL:HG12	1.99	0.43
1:K:2:GLY:O	1:K:3:ALA:HB2	2.19	0.43
1:K:52:ASN:H	1:K:375:ARG:CD	2.31	0.43
1:K:143:ARG:HA	1:K:143:ARG:HE	1.81	0.43
1:K:394:VAL:HG22	1:K:482:GLU:HB2	2.00	0.43
1:L:206:LEU:HD11	1:L:346:LEU:HD21	1.99	0.43
1:L:321:THR:O	1:L:323:ASP:N	2.51	0.43
1:N:171:VAL:CA	1:N:174:VAL:HG22	2.48	0.43
1:N:186:ILE:HD13	1:N:381:LEU:HD13	1.98	0.43
1:N:498:ALA:O	1:N:501:ILE:HB	2.17	0.43
1:O:443:TYR:CD1	1:O:470:GLY:HA3	2.53	0.43
1:P:274:ILE:HG23	1:P:274:ILE:O	2.18	0.43
1:P:373:ALA:O	1:P:377:LEU:CB	2.66	0.43
1:A:321:THR:O	1:A:323:ASP:N	2.52	0.43
1:A:434:PRO:HB3	1:A:452:LEU:CD2	2.48	0.43
1:B:448:LEU:HD21	1:B:465:LEU:CD1	2.47	0.43
1:D:6:GLU:HB3	1:D:11:ALA:CB	2.49	0.43
1:D:181:GLY:HA3	1:D:356:GLU:OE2	2.17	0.43
1:D:397:GLY:HA3	1:D:475:MET:HE1	2.00	0.43
1:D:431:ARG:HA	1:D:431:ARG:NE	2.33	0.43
1:E:39:LEU:HD13	1:G:512:PRO:CB	2.47	0.43
1:E:121:THR:O	1:E:125:ARG:CB	2.66	0.43
1:E:311:ALA:O	1:E:316:GLY:N	2.52	0.43
1:E:402:MET:CE	1:E:453:ARG:HG2	2.48	0.43
1:F:150:ALA:HB2	1:F:384:LEU:HD21	2.00	0.43
1:F:321:THR:O	1:F:323:ASP:N	2.50	0.43
1:F:334:LYS:CB	1:F:351:GLY:HA3	2.48	0.43
1:F:433:LEU:HA	1:F:436:ILE:HG22	2.00	0.43
1:G:188:VAL:CG1	1:G:377:LEU:HD22	2.43	0.43
1:G:280:ARG:O	1:G:281:GLN:HB3	2.17	0.43
1:H:191:LYS:CE	1:H:341:ILE:HB	2.48	0.43
1:H:433:LEU:CA	1:H:436:ILE:HG22	2.49	0.43
1:I:61:ILE:HG23	1:N:2:GLY:HA3	2.00	0.43

Continued on next page...

Continued from previous page...

Atom-1	Atom-2	Interatomic distance (Å)	Clash overlap (Å)
1:I:266:VAL:CB	1:I:290:LEU:HD21	2.35	0.43
1:J:421:VAL:O	1:J:424:GLU:HG2	2.18	0.43
1:J:509:LYS:H	1:N:48:LEU:HD11	1.83	0.43
1:K:32:PRO:HA	1:K:155:SER:HA	2.00	0.43
1:K:146:LEU:HB2	1:K:171:VAL:HG22	1.99	0.43
1:L:185:ALA:HA	1:L:309:ARG:CD	2.44	0.43
1:L:433:LEU:HA	1:L:436:ILE:HG22	2.00	0.43
1:L:448:LEU:C	1:L:448:LEU:HD13	2.39	0.43
1:L:485:GLN:HB3	1:L:489:GLN:NE2	2.34	0.43
1:N:207:LEU:O	1:N:347:ILE:HG22	2.18	0.43
1:N:226:ILE:HB	1:N:317:GLU:OE2	2.18	0.43
1:N:324:HIS:HB2	1:N:329:LYS:CE	2.48	0.43
1:N:404:MET:CE	1:N:430:LEU:HG	2.48	0.43
1:O:103:LEU:CD2	1:O:113:ILE:HD13	2.48	0.43
1:O:216:PRO:CG	1:O:295:GLY:HA2	2.48	0.43
1:O:428:LYS:HB2	1:O:428:LYS:HE3	1.90	0.43
1:P:17:ILE:O	1:P:20:ILE:HG22	2.18	0.43
1:P:133:VAL:HG12	1:P:394:VAL:HG12	1.99	0.43
1:A:171:VAL:HA	1:A:174:VAL:HG22	2.01	0.43
1:B:268:ARG:O	1:B:271:LYS:HG2	2.18	0.43
1:C:119:GLU:OE1	1:C:423:MET:HE3	2.18	0.43
1:C:206:LEU:HD21	1:C:346:LEU:HD23	2.00	0.43
1:D:216:PRO:HG2	1:D:295:GLY:HA2	1.98	0.43
1:E:39:LEU:O	1:E:48:LEU:HA	2.18	0.43
1:E:450:ALA:HA	1:J:417:GLY:CA	2.46	0.43
1:F:46:ALA:O	1:F:47:SER:CB	2.65	0.43
1:G:448:LEU:HA	1:G:451:GLN:HE21	1.82	0.43
1:H:166:PHE:CE2	1:H:362:LEU:HB3	2.53	0.43
1:H:190:LYS:HA	1:H:362:LEU:O	2.18	0.43
1:H:196:LEU:C	1:H:196:LEU:HD13	2.39	0.43
1:I:266:VAL:HB	1:I:290:LEU:CD2	2.36	0.43
1:I:376:SER:O	1:I:379:ASP:HB2	2.18	0.43
1:J:57:ILE:O	1:J:57:ILE:HD13	2.18	0.43
1:J:171:VAL:HA	1:J:174:VAL:HG12	1.99	0.43
1:K:189:ILE:HG22	1:K:190:LYS:N	2.34	0.43
1:K:372:GLU:O	1:K:375:ARG:HG2	2.17	0.43
1:L:57:ILE:HD13	1:L:57:ILE:C	2.39	0.43
1:L:484:PHE:HE2	1:L:488:ARG:HD3	1.82	0.43
1:M:32:PRO:HG2	1:M:467:MET:CE	2.48	0.43
1:M:191:LYS:HE3	1:M:346:LEU:HD11	2.01	0.43
1:O:57:ILE:HG23	1:O:58:LEU:HD23	1.99	0.43

Continued on next page...

Continued from previous page...

Atom-1	Atom-2	Interatomic distance (Å)	Clash overlap (Å)
1:O:170:ALA:O	1:O:173:ALA:HB3	2.19	0.43
1:O:176:ARG:HH22	1:O:360:ILE:CG1	2.32	0.43
1:P:159:LEU:HD23	1:P:163:LYS:HB3	2.01	0.43
1:P:261:LYS:O	1:P:265:LYS:HG3	2.18	0.43
1:P:312:LEU:O	1:P:354:LEU:HD22	2.19	0.43
1:A:51:THR:HG21	1:A:56:THR:HB	2.00	0.43
1:A:89:VAL:HG12	1:A:490:VAL:HG21	2.01	0.43
1:A:96:LEU:HD13	1:A:96:LEU:C	2.38	0.43
1:A:127:ALA:HB3	1:A:491:LEU:CD1	2.48	0.43
1:A:313:VAL:O	1:A:352:VAL:HG23	2.18	0.43
1:A:421:VAL:HA	1:M:453:ARG:HH22	1.83	0.43
1:B:261:LYS:O	1:B:264:GLU:HG2	2.18	0.43
1:C:28:SER:HB2	1:C:35:MET:HB2	2.01	0.43
1:C:108:ILE:HG21	1:M:109:HIS:CD2	2.54	0.43
1:C:162:HIS:HB3	1:C:198:ASP:OD2	2.19	0.43
1:C:442:GLY:CA	1:H:109:HIS:H	2.30	0.43
1:E:40:LEU:HB3	1:G:509:LYS:HD2	1.99	0.43
1:E:154:LEU:CD2	1:E:167:THR:HB	2.47	0.43
1:E:372:GLU:HA	1:E:375:ARG:NH2	2.33	0.43
1:E:445:SER:O	1:E:449:VAL:HG23	2.17	0.43
1:E:450:ALA:O	1:J:416:PRO:O	2.36	0.43
1:G:369:ILE:O	1:G:372:GLU:CB	2.66	0.43
1:H:157:LYS:H	1:H:157:LYS:HG2	1.51	0.43
1:H:223:LYS:HD3	1:H:272:HIS:CD2	2.53	0.43
1:H:401:GLU:HG2	1:H:433:LEU:HD13	2.01	0.43
1:I:232:ASP:HA	1:I:284:TYR:HB2	2.00	0.43
1:I:475:MET:SD	1:I:480:ILE:CB	3.02	0.43
1:J:57:ILE:HD13	1:J:57:ILE:C	2.38	0.43
1:J:163:LYS:HA	1:J:166:PHE:HD1	1.74	0.43
1:J:386:GLN:HB3	1:J:485:GLN:HE22	1.83	0.43
1:K:43:GLY:O	1:K:44:ARG:CB	2.66	0.43
1:K:108:ILE:HG22	1:K:109:HIS:N	2.33	0.43
1:L:261:LYS:O	1:L:264:GLU:HG2	2.18	0.43
1:L:394:VAL:HG23	1:L:482:GLU:HB2	2.01	0.43
1:L:443:TYR:HA	1:M:109:HIS:CE1	2.53	0.43
1:M:103:LEU:HG	1:M:113:ILE:HD12	2.01	0.43
1:M:196:LEU:C	1:M:196:LEU:HD13	2.39	0.43
1:M:263:LYS:O	1:M:267:GLU:HG2	2.19	0.43
1:M:326:GLU:HB2	1:M:327:LEU:H	1.62	0.43
1:N:57:ILE:HD13	1:N:57:ILE:O	2.17	0.43
1:O:44:ARG:CG	1:O:44:ARG:NH1	2.79	0.43

Continued on next page...

Continued from previous page...

Atom-1	Atom-2	Interatomic distance (Å)	Clash overlap (Å)
1:O:103:LEU:O	1:O:106:LYS:HB3	2.18	0.43
1:O:119:GLU:OE2	1:O:419:GLU:HG2	2.18	0.43
1:O:163:LYS:HA	1:O:166:PHE:HD1	1.79	0.43
1:O:174:VAL:HG12	1:O:381:LEU:HD22	2.01	0.43
1:O:203:GLU:CD	1:O:203:GLU:H	2.21	0.43
1:P:280:ARG:HG3	1:P:304:PHE:HB2	2.00	0.43
1:P:284:TYR:CE2	1:P:286:TYR:CD1	3.06	0.43
1:P:337:GLU:HG3	1:P:339:VAL:HG23	2.01	0.43
1:A:108:ILE:CG2	1:A:109:HIS:N	2.80	0.43
1:A:313:VAL:HG13	1:A:352:VAL:CG2	2.49	0.43
1:B:89:VAL:HG12	1:B:490:VAL:HG11	2.01	0.43
1:B:159:LEU:HD11	1:B:376:SER:HB2	1.99	0.43
1:B:397:GLY:HA3	1:B:475:MET:HE1	2.00	0.43
1:C:173:ALA:CB	1:C:360:ILE:HD11	2.47	0.43
1:D:341:ILE:HB	1:D:363:ARG:HH12	1.83	0.43
1:E:381:LEU:HD22	1:E:381:LEU:C	2.39	0.43
1:F:74:MET:HE3	1:F:493:SER:HB2	2.01	0.43
1:G:57:ILE:HG23	1:G:58:LEU:HD22	2.01	0.43
1:G:286:TYR:HB2	1:G:287:PRO:HD3	2.01	0.43
1:G:379:ASP:O	1:G:383:VAL:HG23	2.19	0.43
1:H:100:ALA:HA	1:H:103:LEU:HB2	2.00	0.43
1:H:114:ILE:CG1	1:H:503:ARG:HH22	2.29	0.43
1:I:163:LYS:HG3	1:I:166:PHE:HB2	2.00	0.43
1:J:33:LYS:HB2	1:J:441:ALA:HA	2.00	0.43
1:J:103:LEU:CG	1:J:113:ILE:HD13	2.44	0.43
1:J:512:PRO:O	1:J:513:ARG:CB	2.67	0.43
1:K:32:PRO:HB2	1:K:33:LYS:HD2	2.01	0.43
1:K:40:LEU:HD22	1:K:41:SER:N	2.34	0.43
1:K:53:ASP:H	1:K:375:ARG:HD2	1.83	0.43
1:L:41:SER:HB3	1:L:45:ASP:OD2	2.19	0.43
1:L:50:VAL:O	1:L:375:ARG:NH1	2.52	0.43
1:L:159:LEU:CG	1:L:163:LYS:HD3	2.47	0.43
1:L:283:ILE:HG22	1:L:300:GLU:CG	2.38	0.43
1:L:453:ARG:HH11	1:L:453:ARG:HD3	1.70	0.43
1:M:163:LYS:HD2	1:M:166:PHE:HB2	1.99	0.43
1:N:30:LEU:HD22	1:N:436:ILE:HG12	2.00	0.43
1:N:58:LEU:CB	1:N:72:VAL:HG13	2.45	0.43
1:N:312:LEU:HD12	1:N:357:ALA:HB2	2.00	0.43
1:O:22:ILE:HD12	1:O:90:THR:CG2	2.48	0.43
1:O:415:THR:HB	1:O:416:PRO:HD2	2.00	0.43
1:P:176:ARG:CZ	1:P:358:CYS:HB2	2.48	0.43

Continued on next page...

Continued from previous page...

Atom-1	Atom-2	Interatomic distance (Å)	Clash overlap (Å)
1:P:402:MET:HE1	1:P:406:HIS:HB2	2.01	0.43
1:A:27:LYS:HA	1:A:436:ILE:HD11	2.00	0.43
1:A:393:THR:HG22	1:A:483:SER:HA	2.01	0.43
1:C:51:THR:HA	1:C:375:ARG:HB2	2.00	0.43
1:C:114:ILE:HG23	1:C:505:ASP:N	2.34	0.43
1:C:133:VAL:HG11	1:C:392:ARG:HG3	2.01	0.43
1:E:82:VAL:HG13	1:E:486:VAL:HG12	2.01	0.43
1:F:139:GLU:O	1:F:141:LYS:N	2.48	0.43
1:G:6:GLU:HA	1:G:10:THR:OG1	2.18	0.43
1:G:40:LEU:HD13	1:G:48:LEU:HG	2.01	0.43
1:G:177:LEU:HD11	1:G:183:LEU:CD1	2.49	0.43
1:H:189:ILE:HG22	1:H:190:LYS:N	2.33	0.43
1:I:82:VAL:HG13	1:I:83:GLY:N	2.33	0.43
1:I:160:THR:CG2	1:I:164:ASP:HB3	2.49	0.43
1:I:277:PHE:CE2	1:I:279:ASN:HB2	2.53	0.43
1:J:96:LEU:CD1	1:J:97:LEU:HD12	2.47	0.43
1:J:210:LYS:HE2	1:J:212:GLY:O	2.18	0.43
1:J:324:HIS:HB2	1:J:329:LYS:HZ3	1.83	0.43
1:K:79:ASP:HA	1:K:83:GLY:HA2	1.99	0.43
1:K:140:VAL:HG12	1:K:141:LYS:N	2.33	0.43
1:K:317:GLU:HB2	1:K:329:LYS:HD3	2.01	0.43
1:K:343:GLU:HG3	1:K:344:ASP:H	1.79	0.43
1:L:77:VAL:HG21	1:P:366:THR:HB	1.99	0.43
1:L:95:GLU:OE2	1:L:429:ALA:HB1	2.19	0.43
1:M:59:LYS:HE3	1:M:73:ASP:CA	2.49	0.43
1:M:166:PHE:CE1	1:M:198:ASP:HB3	2.54	0.43
1:N:109:HIS:NE2	1:N:111:GLN:HB2	2.34	0.43
1:O:16:PHE:HA	1:O:97:LEU:HD23	2.01	0.43
1:O:171:VAL:HA	1:O:174:VAL:HG22	2.01	0.43
1:O:203:GLU:CG	1:O:350:SER:HB2	2.48	0.43
1:P:38:ILE:HG22	1:P:50:VAL:HB	1.99	0.43
1:A:141:LYS:HD2	1:A:142:PHE:H	1.84	0.43
1:A:297:MET:CE	1:A:347:ILE:HD11	2.49	0.43
1:C:31:GLY:O	1:C:33:LYS:N	2.52	0.43
1:C:114:ILE:CG2	1:C:504:VAL:C	2.87	0.43
1:C:219:ILE:HB	1:C:275:ASN:HB3	2.00	0.43
1:C:317:GLU:CB	1:C:329:LYS:HA	2.48	0.43
1:D:61:ILE:HD11	1:D:63:VAL:CG1	2.47	0.43
1:D:65:ASN:HB2	1:D:66:PRO:HD3	2.01	0.43
1:D:117:TRP:CD1	1:D:495:ALA:CB	2.96	0.43
1:D:192:LEU:O	1:D:366:THR:HG22	2.18	0.43

Continued on next page...

Continued from previous page...

Atom-1	Atom-2	Interatomic distance (Å)	Clash overlap (Å)
1:D:398:GLY:HA2	1:D:401:GLU:CD	2.39	0.43
1:E:448:LEU:HA	1:E:451:GLN:HE21	1.84	0.43
1:F:15:SER:HB3	1:F:501:ILE:HG23	2.00	0.43
1:F:334:LYS:O	1:F:335:LEU:HB2	2.19	0.43
1:G:59:LYS:HE3	1:G:76:ARG:HD3	2.00	0.43
1:G:68:ALA:O	1:G:72:VAL:HG23	2.19	0.43
1:G:313:VAL:HG13	1:G:352:VAL:CB	2.48	0.43
1:I:111:GLN:HA	1:I:114:ILE:HG12	2.01	0.43
1:J:70:VAL:HG21	1:J:507:ILE:HD11	2.00	0.43
1:J:143:ARG:HG3	1:J:143:ARG:O	2.18	0.43
1:J:148:ASN:HA	1:J:479:GLY:O	2.18	0.43
1:J:157:LYS:HD3	1:J:376:SER:HB2	1.99	0.43
1:K:188:VAL:HG23	1:K:362:LEU:HG	2.01	0.43
1:L:512:PRO:O	1:L:513:ARG:CB	2.67	0.43
1:M:65:ASN:ND2	1:M:66:PRO:HD3	2.33	0.43
1:M:152:THR:CG2	1:M:480:ILE:HG23	2.49	0.43
1:N:157:LYS:HG2	1:N:372:GLU:CG	2.49	0.43
1:O:59:LYS:HE3	1:O:73:ASP:HA	2.01	0.43
1:O:322:PHE:HA	1:O:324:HIS:CD2	2.53	0.43
1:P:369:ILE:O	1:P:372:GLU:CB	2.58	0.43
1:A:128:LEU:HD21	1:A:488:ARG:HG2	2.01	0.43
1:A:268:ARG:O	1:A:271:LYS:HG2	2.19	0.43
1:B:40:LEU:H	1:F:509:LYS:HG2	1.84	0.43
1:B:154:LEU:HD23	1:B:163:LYS:HG3	2.00	0.43
1:B:321:THR:O	1:B:323:ASP:N	2.52	0.43
1:B:366:THR:HG21	1:F:77:VAL:HG21	2.01	0.43
1:C:208:ASP:O	1:C:209:LYS:HG3	2.18	0.43
1:C:441:ALA:HB2	1:C:467:MET:HG2	1.99	0.43
1:C:484:PHE:CE2	1:C:488:ARG:HD3	2.54	0.43
1:C:512:PRO:O	1:C:513:ARG:HB3	2.19	0.43
1:D:306:GLY:O	1:D:310:LEU:HB2	2.18	0.43
1:D:313:VAL:HG13	1:D:352:VAL:HB	1.99	0.43
1:E:109:HIS:HD2	1:E:111:GLN:OE1	2.01	0.43
1:F:14:SER:O	1:F:17:ILE:HG22	2.19	0.43
1:F:116:GLY:O	1:F:119:GLU:HB2	2.19	0.43
1:F:207:LEU:HD23	1:F:207:LEU:HA	1.87	0.43
1:F:284:TYR:O	1:F:287:PRO:HD2	2.18	0.43
1:F:384:LEU:HD22	1:F:384:LEU:N	2.34	0.43
1:G:157:LYS:HE2	1:G:376:SER:HA	2.00	0.43
1:G:402:MET:SD	1:G:456:HIS:CB	3.02	0.43
1:G:409:THR:HG21	1:N:413:SER:HB2	2.01	0.43

Continued on next page...

Continued from previous page...

Atom-1	Atom-2	Interatomic distance (Å)	Clash overlap (Å)
1:H:269:ILE:HG12	1:H:274:ILE:HG21	2.01	0.43
1:H:316:GLY:O	1:H:330:LEU:HB2	2.18	0.43
1:I:191:LYS:HZ1	1:I:346:LEU:HD11	1.83	0.43
1:J:211:ILE:HG13	1:J:298:ALA:O	2.19	0.43
1:J:511:ALA:HB3	1:N:40:LEU:HD13	2.01	0.43
1:K:100:ALA:HA	1:K:103:LEU:HD13	2.00	0.43
1:L:45:ASP:O	1:L:46:ALA:HB3	2.18	0.43
1:L:141:LYS:HG3	1:L:144:GLN:H	1.83	0.43
1:L:143:ARG:HH22	1:L:168:LYS:HE3	1.84	0.43
1:L:166:PHE:CE1	1:L:198:ASP:CB	3.00	0.43
1:M:103:LEU:O	1:M:106:LYS:HB3	2.19	0.43
1:M:191:LYS:HE3	1:M:346:LEU:CD1	2.49	0.43
1:M:206:LEU:CD1	1:M:346:LEU:HD23	2.41	0.43
1:N:203:GLU:CB	1:N:351:GLY:H	2.31	0.43
1:N:274:ILE:HG23	1:N:296:VAL:CG2	2.48	0.43
1:N:447:ASP:O	1:N:450:ALA:HB3	2.19	0.43
1:O:59:LYS:HE2	1:O:76:ARG:CB	2.49	0.43
1:O:176:ARG:NH1	1:O:201:LEU:HD11	2.34	0.43
1:O:185:ALA:CB	1:O:357:ALA:HB1	2.40	0.43
1:P:219:ILE:HD11	1:P:336:ILE:HB	2.01	0.43
1:A:35:MET:HG2	1:C:502:LEU:CD2	2.48	0.43
1:A:412:ALA:CB	1:A:424:GLU:HB2	2.49	0.43
1:C:117:TRP:H	1:C:505:ASP:HB2	1.80	0.43
1:C:452:LEU:HD11	1:C:456:HIS:HE1	1.84	0.43
1:E:421:VAL:O	1:E:424:GLU:HG2	2.19	0.43
1:F:211:ILE:CD1	1:F:297:MET:HG3	2.40	0.43
1:G:280:ARG:O	1:G:281:GLN:CB	2.67	0.43
1:H:59:LYS:HE3	1:H:73:ASP:HA	2.01	0.43
1:I:15:SER:HB3	1:I:501:ILE:CG2	2.49	0.43
1:I:109:HIS:CD2	1:O:439:ASP:O	2.71	0.43
1:I:110:PRO:HA	1:I:113:ILE:CD1	2.45	0.43
1:I:245:VAL:HG12	1:I:246:ASP:OD1	2.19	0.43
1:I:259:LYS:O	1:I:262:MET:HB3	2.19	0.43
1:I:286:TYR:HB2	1:I:287:PRO:HD3	2.01	0.43
1:I:478:LEU:CB	1:I:480:ILE:HG12	2.49	0.43
1:J:38:ILE:HB	1:K:509:LYS:HB3	2.01	0.43
1:J:50:VAL:C	1:J:375:ARG:HH21	2.22	0.43
1:J:386:GLN:CB	1:J:485:GLN:HE22	2.31	0.43
1:J:509:LYS:HG2	1:J:510:ALA:N	2.33	0.43
1:K:124:ALA:O	1:K:128:LEU:HG	2.19	0.43
1:K:438:ALA:HB2	1:K:448:LEU:HG	1.99	0.43

Continued on next page...

Continued from previous page...

Atom-1	Atom-2	Interatomic distance (Å)	Clash overlap (Å)
1:L:128:LEU:CD2	1:L:491:LEU:HD12	2.49	0.43
1:L:192:LEU:HA	1:L:370:LEU:CD2	2.49	0.43
1:L:259:LYS:O	1:L:262:MET:HB3	2.19	0.43
1:L:485:GLN:CG	1:L:489:GLN:HE22	2.32	0.43
1:M:165:HIS:O	1:M:168:LYS:HB3	2.19	0.43
1:O:82:VAL:HA	1:O:386:GLN:HG3	2.01	0.43
1:P:138:ASP:O	1:P:139:GLU:CB	2.66	0.43
1:P:222:ALA:HA	1:P:275:ASN:CB	2.48	0.43
1:A:114:ILE:HA	1:A:117:TRP:CE3	2.54	0.42
1:A:274:ILE:O	1:A:274:ILE:HG23	2.19	0.42
1:A:310:LEU:O	1:A:310:LEU:HD13	2.19	0.42
1:A:441:ALA:HB1	1:A:467:MET:O	2.18	0.42
1:B:322:PHE:O	1:B:325:PRO:HD2	2.19	0.42
1:C:82:VAL:HG13	1:C:83:GLY:H	1.82	0.42
1:C:159:LEU:HD11	1:C:376:SER:CB	2.49	0.42
1:C:402:MET:SD	1:C:453:ARG:HA	2.59	0.42
1:E:106:LYS:HZ2	1:E:421:VAL:CG1	2.32	0.42
1:E:261:LYS:O	1:E:264:GLU:HG2	2.19	0.42
1:E:405:ALA:HA	1:E:408:VAL:CG2	2.48	0.42
1:F:201:LEU:HD23	1:F:360:ILE:HG12	2.01	0.42
1:G:395:TYR:HE1	1:G:476:SER:HG	1.67	0.42
1:H:162:HIS:HB3	1:H:198:ASP:OD2	2.19	0.42
1:H:274:ILE:HG23	1:H:296:VAL:HG21	2.00	0.42
1:I:84:ASP:CG	1:I:85:GLY:H	2.22	0.42
1:I:269:ILE:HG12	1:I:274:ILE:HG21	2.01	0.42
1:I:431:ARG:NH2	1:I:434:PRO:HG2	2.33	0.42
1:J:40:LEU:HG	1:K:510:ALA:HB2	1.99	0.42
1:J:175:LEU:HA	1:J:178:LYS:HE3	2.00	0.42
1:K:40:LEU:HD13	1:K:40:LEU:C	2.39	0.42
1:L:117:TRP:CD1	1:L:495:ALA:O	2.72	0.42
1:L:219:ILE:HG21	1:L:275:ASN:O	2.19	0.42
1:L:265:LYS:HE2	1:L:322:PHE:CE2	2.54	0.42
1:L:337:GLU:HG3	1:L:339:VAL:CG2	2.49	0.42
1:M:31:GLY:HA3	1:M:440:ASN:ND2	2.33	0.42
1:M:188:VAL:HG21	1:M:377:LEU:HD22	2.00	0.42
1:M:226:ILE:HG12	1:M:278:ILE:CG2	2.48	0.42
1:M:366:THR:O	1:M:370:LEU:HB3	2.19	0.42
1:N:27:LYS:HB2	1:N:436:ILE:HD11	2.00	0.42
1:N:114:ILE:HG12	1:N:502:LEU:HB3	2.01	0.42
1:N:159:LEU:CD2	1:N:163:LYS:HG2	2.47	0.42
1:N:397:GLY:HA3	1:N:475:MET:CE	2.49	0.42

Continued on next page...

Continued from previous page...

Atom-1	Atom-2	Interatomic distance (Å)	Clash overlap (Å)
1:O:14:SER:O	1:O:17:ILE:HG22	2.19	0.42
1:O:143:ARG:HG3	1:O:143:ARG:O	2.19	0.42
1:P:433:LEU:HA	1:P:436:ILE:HG22	2.00	0.42
1:P:438:ALA:O	1:P:441:ALA:HB3	2.19	0.42
1:A:117:TRP:CD1	1:A:495:ALA:HA	2.54	0.42
1:A:399:CYS:SG	1:A:464:GLY:CA	3.04	0.42
1:B:266:VAL:HB	1:B:290:LEU:HD21	2.00	0.42
1:C:152:THR:CB	1:C:480:ILE:HD12	2.48	0.42
1:D:5:GLU:HG3	1:D:6:GLU:N	2.33	0.42
1:D:19:ALA:HB2	1:D:97:LEU:HD22	2.01	0.42
1:D:102:SER:O	1:D:105:ALA:HB3	2.19	0.42
1:D:210:LYS:HE2	1:D:212:GLY:O	2.19	0.42
1:D:362:LEU:O	1:D:363:ARG:HD3	2.19	0.42
1:E:414:ARG:HD3	1:E:414:ARG:HA	1.90	0.42
1:F:85:GLY:O	1:F:153:THR:HA	2.19	0.42
1:F:92:LEU:HD11	1:F:433:LEU:HD21	2.00	0.42
1:F:206:LEU:HD13	1:F:207:LEU:N	2.33	0.42
1:F:402:MET:HE1	1:F:406:HIS:HB2	2.01	0.42
1:G:108:ILE:CG2	1:G:109:HIS:H	2.25	0.42
1:G:190:LYS:HD2	1:G:370:LEU:CG	2.48	0.42
1:H:97:LEU:H	1:H:97:LEU:HD12	1.84	0.42
1:H:163:LYS:HA	1:H:166:PHE:HD1	1.81	0.42
1:H:253:GLU:HG3	1:H:254:ILE:HD12	2.01	0.42
1:I:22:ILE:HD12	1:I:90:THR:HG22	2.00	0.42
1:K:222:ALA:HA	1:K:275:ASN:CG	2.39	0.42
1:K:274:ILE:HG23	1:K:274:ILE:O	2.19	0.42
1:K:341:ILE:HG23	1:K:363:ARG:NH2	2.34	0.42
1:L:79:ASP:HA	1:L:83:GLY:HA2	1.97	0.42
1:L:145:ASP:OD2	1:L:175:LEU:HD11	2.19	0.42
1:L:225:LEU:HD13	1:L:329:LYS:CE	2.49	0.42
1:M:163:LYS:HE3	1:M:376:SER:OG	2.19	0.42
1:M:184:GLU:H	1:M:184:GLU:HG3	1.63	0.42
1:M:185:ALA:HB1	1:M:357:ALA:CB	2.48	0.42
1:M:261:LYS:O	1:M:264:GLU:HG2	2.19	0.42
1:M:500:VAL:O	1:M:503:ARG:HB2	2.19	0.42
1:N:117:TRP:HE1	1:N:498:ALA:CB	2.30	0.42
1:N:268:ARG:O	1:N:271:LYS:HG2	2.19	0.42
1:N:401:GLU:HG2	1:N:433:LEU:HD13	2.01	0.42
1:O:82:VAL:HG13	1:O:486:VAL:HG12	2.00	0.42
1:O:334:LYS:CG	1:O:351:GLY:HA3	2.50	0.42
1:O:399:CYS:SG	1:O:464:GLY:CA	3.04	0.42

Continued on next page...

Continued from previous page...

Atom-1	Atom-2	Interatomic distance (Å)	Clash overlap (Å)
1:P:68:ALA:O	1:P:72:VAL:HG23	2.20	0.42
1:P:222:ALA:HA	1:P:275:ASN:OD1	2.19	0.42
1:A:34:GLY:O	1:C:501:ILE:HG13	2.20	0.42
1:A:79:ASP:HA	1:A:83:GLY:HA2	1.95	0.42
1:A:117:TRP:O	1:A:120:ALA:HB3	2.19	0.42
1:A:157:LYS:HB3	1:A:159:LEU:HD13	2.01	0.42
1:A:159:LEU:HD11	1:A:376:SER:HB2	2.00	0.42
1:C:108:ILE:HG21	1:M:109:HIS:HD2	1.84	0.42
1:C:188:VAL:HG23	1:C:360:ILE:O	2.19	0.42
1:C:225:LEU:HD22	1:C:329:LYS:HD2	2.00	0.42
1:D:64:ASP:CG	1:D:66:PRO:HD2	2.40	0.42
1:E:225:LEU:HD13	1:E:329:LYS:CE	2.49	0.42
1:F:173:ALA:HA	1:F:176:ARG:CZ	2.49	0.42
1:G:56:THR:O	1:G:59:LYS:HG2	2.19	0.42
1:G:128:LEU:HD13	1:G:404:MET:CG	2.48	0.42
1:G:284:TYR:CE2	1:G:286:TYR:HD1	2.37	0.42
1:H:117:TRP:O	1:H:120:ALA:HB3	2.19	0.42
1:I:339:VAL:HG12	1:I:340:MET:N	2.35	0.42
1:J:79:ASP:HA	1:J:83:GLY:CA	2.44	0.42
1:J:173:ALA:O	1:J:176:ARG:HG2	2.20	0.42
1:J:207:LEU:HD22	1:J:208:ASP:H	1.84	0.42
1:K:274:ILE:HG23	1:K:296:VAL:CG2	2.50	0.42
1:L:146:LEU:O	1:L:147:MET:HB2	2.19	0.42
1:L:181:GLY:O	1:L:182:ASN:HB2	2.20	0.42
1:L:337:GLU:HG3	1:L:339:VAL:HG22	2.01	0.42
1:M:58:LEU:O	1:M:72:VAL:HG11	2.19	0.42
1:N:10:THR:HG22	1:N:510:ALA:N	2.33	0.42
1:N:204:GLY:O	1:N:359:THR:HB	2.19	0.42
1:P:15:SER:HB3	1:P:501:ILE:CD1	2.49	0.42
1:P:162:HIS:HB3	1:P:198:ASP:OD2	2.19	0.42
1:P:207:LEU:HD23	1:P:207:LEU:HA	1.91	0.42
1:P:219:ILE:HD13	1:P:276:CYS:HB2	2.01	0.42
1:P:259:LYS:HA	1:P:259:LYS:CE	2.48	0.42
1:A:326:GLU:HB2	1:A:327:LEU:H	1.59	0.42
1:B:431:ARG:C	1:B:434:PRO:HD2	2.40	0.42
1:C:226:ILE:HG12	1:C:278:ILE:CG2	2.46	0.42
1:C:280:ARG:HG3	1:C:304:PHE:CA	2.49	0.42
1:D:22:ILE:HG13	1:D:23:GLY:N	2.34	0.42
1:E:154:LEU:HD21	1:E:163:LYS:NZ	2.35	0.42
1:F:177:LEU:C	1:F:177:LEU:HD13	2.39	0.42
1:G:114:ILE:HA	1:G:117:TRP:CZ3	2.55	0.42

Continued on next page...

Continued from previous page...

Atom-1	Atom-2	Interatomic distance (Å)	Clash overlap (Å)
1:G:211:ILE:HB	1:G:215:GLN:OE1	2.18	0.42
1:G:504:VAL:O	1:G:505:ASP:HB2	2.18	0.42
1:H:97:LEU:HD12	1:H:97:LEU:N	2.35	0.42
1:H:397:GLY:HA3	1:H:475:MET:HE1	2.02	0.42
1:I:375:ARG:HE	1:I:375:ARG:HB3	1.51	0.42
1:I:508:ILE:HA	1:O:48:LEU:HD13	2.01	0.42
1:J:24:ASP:O	1:J:27:LYS:HG2	2.19	0.42
1:J:54:GLY:O	1:J:58:LEU:HD23	2.19	0.42
1:J:284:TYR:HE2	1:J:286:TYR:CD1	2.37	0.42
1:J:434:PRO:HB3	1:J:452:LEU:CD2	2.49	0.42
1:J:451:GLN:HG3	1:J:472:ILE:HG23	2.02	0.42
1:J:500:VAL:HG22	1:J:504:VAL:CG2	2.49	0.42
1:K:364:GLY:HA3	1:K:370:LEU:CD1	2.50	0.42
1:L:399:CYS:SG	1:L:464:GLY:CA	3.07	0.42
1:M:242:ARG:CG	1:O:239:PHE:HB2	2.49	0.42
1:M:433:LEU:HA	1:M:436:ILE:HG22	2.01	0.42
1:N:447:ASP:O	1:N:451:GLN:HG2	2.19	0.42
1:O:106:LYS:NZ	1:O:108:ILE:CD1	2.82	0.42
1:P:206:LEU:CD1	1:P:361:VAL:HG21	2.46	0.42
1:B:41:SER:HB2	1:F:510:ALA:HB3	2.02	0.42
1:C:50:VAL:HG23	1:C:375:ARG:CZ	2.49	0.42
1:C:82:VAL:CG2	1:C:486:VAL:HG13	2.50	0.42
1:C:130:ASN:O	1:C:131:SER:CB	2.67	0.42
1:D:105:ALA:O	1:D:107:LYS:HG2	2.20	0.42
1:D:154:LEU:HD22	1:D:167:THR:CB	2.49	0.42
1:E:40:LEU:HD22	1:E:41:SER:H	1.84	0.42
1:E:280:ARG:HG3	1:E:304:PHE:HB2	2.02	0.42
1:F:226:ILE:HD11	1:F:310:LEU:HD12	2.02	0.42
1:G:173:ALA:HA	1:G:176:ARG:NE	2.34	0.42
1:G:450:ALA:HB1	1:N:417:GLY:CA	2.49	0.42
1:H:269:ILE:CG2	1:H:274:ILE:HG21	2.46	0.42
1:I:78:GLN:NE2	1:I:489:GLN:HB2	2.34	0.42
1:I:82:VAL:HG13	1:I:486:VAL:CG1	2.49	0.42
1:I:397:GLY:HA3	1:I:475:MET:CE	2.50	0.42
1:I:405:ALA:HA	1:I:408:VAL:HG22	2.01	0.42
1:J:103:LEU:HD12	1:J:106:LYS:HZ3	1.84	0.42
1:J:334:LYS:HD2	1:J:351:GLY:HA3	2.02	0.42
1:K:354:LEU:CD2	1:K:356:GLU:HB3	2.49	0.42
1:K:408:VAL:HA	1:K:411:LEU:HD12	2.01	0.42
1:K:433:LEU:HA	1:K:436:ILE:HG22	2.00	0.42
1:L:38:ILE:HG22	1:L:50:VAL:HB	2.01	0.42

Continued on next page...

Continued from previous page...

Atom-1	Atom-2	Interatomic distance (Å)	Clash overlap (Å)
1:L:82:VAL:HG21	1:L:486:VAL:CA	2.49	0.42
1:L:149:ILE:HG13	1:L:482:GLU:HG2	2.02	0.42
1:L:157:LYS:HD3	1:L:376:SER:HB2	2.01	0.42
1:L:216:PRO:HG2	1:L:295:GLY:C	2.40	0.42
1:L:360:ILE:CD1	1:L:360:ILE:N	2.82	0.42
1:M:92:LEU:HD11	1:M:433:LEU:HD11	2.01	0.42
1:M:141:LYS:CG	1:M:144:GLN:HB2	2.50	0.42
1:M:352:VAL:HG22	1:M:355:GLY:H	1.83	0.42
1:N:154:LEU:CD2	1:N:167:THR:HB	2.44	0.42
1:N:263:LYS:O	1:N:266:VAL:HG12	2.20	0.42
1:N:277:PHE:CE2	1:N:279:ASN:HB2	2.55	0.42
1:N:372:GLU:O	1:N:375:ARG:HB3	2.20	0.42
1:O:106:LYS:NZ	1:O:108:ILE:HD12	2.34	0.42
1:P:88:SER:O	1:P:92:LEU:HD13	2.20	0.42
1:P:191:LYS:HB3	1:P:363:ARG:HG2	1.99	0.42
1:A:19:ALA:HB1	1:A:94:ALA:HA	2.00	0.42
1:A:67:ALA:HB2	1:A:507:ILE:HB	2.01	0.42
1:A:141:LYS:HE2	1:A:144:GLN:HE21	1.84	0.42
1:A:397:GLY:HA3	1:A:475:MET:CE	2.49	0.42
1:B:259:LYS:O	1:B:262:MET:HB3	2.20	0.42
1:B:277:PHE:CE2	1:B:279:ASN:HB2	2.55	0.42
1:C:32:PRO:HD2	1:C:467:MET:HE3	1.97	0.42
1:C:259:LYS:O	1:C:263:LYS:HG2	2.20	0.42
1:C:277:PHE:CE2	1:C:279:ASN:HB2	2.54	0.42
1:C:376:SER:O	1:C:379:ASP:HB2	2.20	0.42
1:D:82:VAL:HG13	1:D:486:VAL:HG12	2.00	0.42
1:D:159:LEU:CD1	1:D:372:GLU:HG2	2.47	0.42
1:D:405:ALA:HB2	1:D:430:LEU:HB3	2.02	0.42
1:E:117:TRP:HA	1:E:120:ALA:HB3	2.02	0.42
1:E:378:HIS:CD2	1:E:379:ASP:N	2.86	0.42
1:E:424:GLU:O	1:E:427:ALA:HB3	2.20	0.42
1:F:451:GLN:OE1	1:F:471:THR:HB	2.19	0.42
1:G:128:LEU:HD11	1:G:407:ALA:HB3	2.02	0.42
1:H:159:LEU:HD22	1:H:159:LEU:H	1.85	0.42
1:I:30:LEU:H	1:I:30:LEU:HD12	1.85	0.42
1:I:38:ILE:O	1:I:38:ILE:HG13	2.20	0.42
1:J:189:ILE:HG22	1:J:190:LYS:N	2.35	0.42
1:J:219:ILE:HD13	1:J:276:CYS:HB2	2.02	0.42
1:J:419:GLU:H	1:J:419:GLU:HG2	1.61	0.42
1:K:226:ILE:HD13	1:K:307:VAL:HG13	2.00	0.42
1:L:393:THR:HG22	1:L:483:SER:HA	2.00	0.42

Continued on next page...

Continued from previous page...

Atom-1	Atom-2	Interatomic distance (Å)	Clash overlap (Å)
1:M:405:ALA:HA	1:M:408:VAL:HG22	2.01	0.42
1:N:66:PRO:HG2	1:N:513:ARG:HD2	2.00	0.42
1:N:104:ILE:HD12	1:N:507:ILE:HG13	2.00	0.42
1:N:154:LEU:HD13	1:N:167:THR:OG1	2.20	0.42
1:N:337:GLU:HG3	1:N:339:VAL:HG23	2.02	0.42
1:N:405:ALA:HA	1:N:408:VAL:HG22	2.00	0.42
1:O:110:PRO:HA	1:O:113:ILE:HD12	2.02	0.42
1:O:158:LEU:O	1:O:160:THR:N	2.52	0.42
1:P:209:LYS:HZ1	1:P:302:ALA:HA	1.82	0.42
1:P:499:GLU:O	1:P:500:VAL:HG12	2.19	0.42
1:A:37:LYS:HD2	1:C:512:PRO:HG3	2.02	0.42
1:A:138:ASP:O	1:A:139:GLU:HB2	2.20	0.42
1:B:57:ILE:C	1:B:57:ILE:HD13	2.40	0.42
1:B:141:LYS:HB3	1:B:144:GLN:HB2	2.01	0.42
1:B:170:ALA:HB1	1:B:384:LEU:HD23	2.02	0.42
1:C:340:MET:HG2	1:C:345:LYS:HG2	2.01	0.42
1:D:22:ILE:HD11	1:D:94:ALA:HB2	2.02	0.42
1:D:37:LYS:HG3	1:E:508:ILE:HD13	2.01	0.42
1:D:146:LEU:CD1	1:D:171:VAL:HG13	2.37	0.42
1:D:189:ILE:HG22	1:D:190:LYS:N	2.35	0.42
1:D:259:LYS:O	1:D:262:MET:HB3	2.19	0.42
1:E:216:PRO:CG	1:E:295:GLY:HA2	2.50	0.42
1:F:89:VAL:HB	1:F:490:VAL:HG23	2.00	0.42
1:F:130:ASN:HD22	1:F:407:ALA:HB2	1.83	0.42
1:F:145:ASP:OD2	1:F:175:LEU:HD11	2.19	0.42
1:F:305:VAL:O	1:F:309:ARG:HG2	2.20	0.42
1:H:58:LEU:HB3	1:H:72:VAL:CG1	2.50	0.42
1:H:152:THR:O	1:H:155:SER:HB2	2.20	0.42
1:H:269:ILE:HG23	1:H:274:ILE:HG22	1.98	0.42
1:J:84:ASP:CB	1:J:379:ASP:HA	2.50	0.42
1:J:507:ILE:N	1:N:38:ILE:HD11	2.34	0.42
1:K:52:ASN:H	1:K:375:ARG:NE	2.18	0.42
1:K:280:ARG:HG3	1:K:304:PHE:HB2	2.02	0.42
1:K:506:ASN:O	1:K:508:ILE:HG13	2.20	0.42
1:L:40:LEU:HD13	1:M:509:LYS:HB3	2.02	0.42
1:L:118:ARG:O	1:L:121:THR:HB	2.19	0.42
1:L:211:ILE:HD11	1:L:297:MET:HG3	2.00	0.42
1:L:274:ILE:O	1:L:274:ILE:HG23	2.18	0.42
1:M:58:LEU:C	1:M:72:VAL:HG11	2.40	0.42
1:M:280:ARG:HG3	1:M:304:PHE:HA	2.02	0.42
1:N:117:TRP:N	1:N:117:TRP:CE3	2.88	0.42

Continued on next page...

Continued from previous page...

Atom-1	Atom-2	Interatomic distance (Å)	Clash overlap (Å)
1:N:121:THR:O	1:N:125:ARG:HG2	2.20	0.42
1:N:219:ILE:CD1	1:N:276:CYS:HB2	2.50	0.42
1:O:146:LEU:HD22	1:O:168:LYS:HA	2.01	0.42
1:O:277:PHE:CE2	1:O:279:ASN:HB2	2.55	0.42
1:P:141:LYS:O	1:P:145:ASP:HB2	2.20	0.42
1:P:214:ASN:O	1:P:215:GLN:CB	2.64	0.42
1:A:488:ARG:HB2	1:A:489:GLN:OE1	2.19	0.42
1:B:113:ILE:HG12	1:B:418:LYS:CG	2.50	0.42
1:B:222:ALA:HB1	1:B:336:ILE:HD12	2.01	0.42
1:C:317:GLU:HB3	1:C:329:LYS:HA	2.01	0.42
1:C:405:ALA:HA	1:C:408:VAL:HG22	2.02	0.42
1:C:426:TYR:HB2	1:C:505:ASP:OD2	2.20	0.42
1:D:24:ASP:O	1:D:27:LYS:HB3	2.20	0.42
1:D:30:LEU:HD12	1:D:30:LEU:H	1.83	0.42
1:D:211:ILE:HD13	1:D:215:GLN:CB	2.49	0.42
1:E:26:VAL:O	1:E:29:THR:HB	2.20	0.42
1:E:117:TRP:N	1:E:117:TRP:CE3	2.88	0.42
1:E:233:THR:O	1:E:234:ASP:HB3	2.19	0.42
1:E:362:LEU:HD11	1:E:377:LEU:HD13	2.01	0.42
1:E:455:ALA:HB2	1:E:472:ILE:HD12	2.02	0.42
1:G:225:LEU:HD11	1:G:324:HIS:ND1	2.35	0.42
1:G:345:LYS:C	1:G:346:LEU:HD12	2.40	0.42
1:H:405:ALA:HA	1:H:408:VAL:CG2	2.50	0.42
1:I:159:LEU:HD23	1:I:163:LYS:HB3	2.02	0.42
1:J:48:LEU:HD23	1:K:510:ALA:CB	2.40	0.42
1:J:134:ASP:OD1	1:J:393:THR:O	2.38	0.42
1:J:143:ARG:HA	1:J:143:ARG:HE	1.85	0.42
1:J:193:GLY:O	1:J:363:ARG:HB2	2.19	0.42
1:J:402:MET:SD	1:J:453:ARG:HA	2.60	0.42
1:J:452:LEU:HD11	1:J:456:HIS:HE1	1.82	0.42
1:K:78:GLN:O	1:K:82:VAL:HG13	2.20	0.42
1:K:324:HIS:HB2	1:K:329:LYS:CE	2.49	0.42
1:L:63:VAL:CG2	1:M:2:GLY:HA3	2.49	0.42
1:M:182:ASN:HD22	1:M:182:ASN:N	2.17	0.42
1:M:222:ALA:HA	1:M:275:ASN:CG	2.39	0.42
1:M:399:CYS:SG	1:M:464:GLY:CA	3.06	0.42
1:N:22:ILE:O	1:N:26:VAL:HG22	2.20	0.42
1:O:21:ALA:O	1:O:25:LEU:HD23	2.20	0.42
1:O:117:TRP:HE1	1:O:498:ALA:CB	2.29	0.42
1:P:34:GLY:HA3	1:P:156:SER:O	2.19	0.42
1:P:208:ASP:C	1:P:209:LYS:HG3	2.40	0.42

Continued on next page...

Continued from previous page...

Atom-1	Atom-2	Interatomic distance (Å)	Clash overlap (Å)
1:A:158:LEU:CD2	1:C:497:ALA:HB1	2.47	0.42
1:A:174:VAL:HG21	1:A:384:LEU:HB3	2.02	0.42
1:A:395:TYR:HE1	1:A:476:SER:OG	2.03	0.42
1:C:337:GLU:HG3	1:C:339:VAL:HG23	2.01	0.42
1:C:451:GLN:HE22	1:C:471:THR:HA	1.85	0.42
1:E:159:LEU:N	1:E:159:LEU:CD2	2.83	0.42
1:E:431:ARG:HA	1:E:431:ARG:NE	2.35	0.42
1:F:411:LEU:HD13	1:F:423:MET:HE1	2.01	0.42
1:G:123:ALA:CB	1:G:408:VAL:HG12	2.48	0.42
1:G:196:LEU:C	1:G:196:LEU:HD13	2.39	0.42
1:H:59:LYS:HZ1	1:H:76:ARG:H	1.67	0.42
1:H:321:THR:O	1:H:323:ASP:N	2.53	0.42
1:H:452:LEU:CD2	1:H:465:LEU:HD21	2.48	0.42
1:I:91:VAL:HG21	1:I:436:ILE:CD1	2.49	0.42
1:K:30:LEU:HD13	1:K:436:ILE:HD13	2.01	0.42
1:K:100:ALA:O	1:K:103:LEU:HB2	2.19	0.42
1:K:341:ILE:HG13	1:K:346:LEU:HD13	2.02	0.42
1:L:96:LEU:HD13	1:L:96:LEU:C	2.40	0.42
1:L:123:ALA:HA	1:L:126:GLN:HG2	2.01	0.42
1:L:146:LEU:C	1:L:148:ASN:N	2.73	0.42
1:L:394:VAL:CG2	1:L:482:GLU:HB2	2.50	0.42
1:M:24:ASP:O	1:M:27:LYS:HG2	2.20	0.42
1:M:184:GLU:HB2	1:M:185:ALA:H	1.57	0.42
1:M:313:VAL:HG13	1:M:352:VAL:HG11	2.02	0.42
1:N:99:GLU:O	1:N:103:LEU:HD13	2.20	0.42
1:N:286:TYR:HB2	1:N:287:PRO:HD3	2.02	0.42
1:O:97:LEU:HD21	1:O:501:ILE:HG21	2.00	0.42
1:O:159:LEU:CD2	1:O:163:LYS:HG2	2.50	0.42
1:O:437:ILE:CG2	1:O:467:MET:SD	3.08	0.42
1:P:96:LEU:HG	1:P:498:ALA:CB	2.47	0.42
1:P:262:MET:SD	1:P:290:LEU:HB2	2.60	0.42
1:A:280:ARG:O	1:A:281:GLN:CB	2.67	0.42
1:C:82:VAL:CG1	1:C:83:GLY:N	2.83	0.42
1:D:507:ILE:HB	1:D:508:ILE:H	1.60	0.42
1:E:57:ILE:HD13	1:E:57:ILE:C	2.40	0.42
1:E:59:LYS:CE	1:E:76:ARG:HB2	2.49	0.42
1:E:366:THR:H	1:E:370:LEU:HD22	1.84	0.42
1:F:78:GLN:HE22	1:F:489:GLN:HB2	1.84	0.42
1:F:381:LEU:C	1:F:381:LEU:HD13	2.40	0.42
1:G:141:LYS:HE2	1:G:142:PHE:H	1.84	0.42
1:G:160:THR:HA	1:G:163:LYS:HB3	2.02	0.42

Continued on next page...

Continued from previous page...

Atom-1	Atom-2	Interatomic distance (Å)	Clash overlap (Å)
1:H:166:PHE:CD2	1:H:362:LEU:HB3	2.55	0.42
1:H:381:LEU:HD13	1:H:381:LEU:O	2.20	0.42
1:I:225:LEU:HD11	1:I:324:HIS:ND1	2.35	0.42
1:J:27:LYS:HB2	1:J:436:ILE:HG13	2.02	0.42
1:J:96:LEU:HD13	1:J:97:LEU:N	2.35	0.42
1:J:222:ALA:HA	1:J:275:ASN:HB2	2.01	0.42
1:J:313:VAL:CG1	1:J:352:VAL:HB	2.50	0.42
1:K:163:LYS:HA	1:K:166:PHE:HD1	1.77	0.42
1:K:171:VAL:CA	1:K:174:VAL:HG13	2.49	0.42
1:L:35:MET:HB2	1:M:7:ARG:NH1	2.35	0.42
1:L:47:SER:O	1:M:509:LYS:HD2	2.20	0.42
1:L:92:LEU:HA	1:L:95:GLU:OE2	2.20	0.42
1:L:338:GLU:OE1	1:L:345:LYS:HD3	2.19	0.42
1:M:154:LEU:HD23	1:M:157:LYS:HB2	2.01	0.42
1:N:53:ASP:HB2	1:N:375:ARG:HE	1.85	0.42
1:N:124:ALA:O	1:N:128:LEU:HG	2.20	0.42
1:N:334:LYS:HD3	1:N:334:LYS:C	2.41	0.42
1:O:171:VAL:O	1:O:175:LEU:HG	2.19	0.42
1:O:434:PRO:HB3	1:O:452:LEU:HD23	2.01	0.42
1:P:141:LYS:HE2	1:P:144:GLN:HB2	2.01	0.42
1:A:191:LYS:HZ2	1:A:346:LEU:HD11	1.85	0.41
1:B:196:LEU:C	1:B:196:LEU:HD13	2.40	0.41
1:B:280:ARG:HG3	1:B:304:PHE:CA	2.50	0.41
1:B:434:PRO:HB3	1:B:452:LEU:CD2	2.50	0.41
1:C:84:ASP:OD2	1:C:382:CYS:HB2	2.19	0.41
1:C:106:LYS:O	1:C:107:LYS:HG3	2.20	0.41
1:C:128:LEU:O	1:C:484:PHE:HE1	2.03	0.41
1:C:209:LYS:CB	1:C:299:ILE:HG23	2.49	0.41
1:D:37:LYS:NZ	1:E:504:VAL:HG13	2.34	0.41
1:F:146:LEU:HD21	1:F:150:ALA:CB	2.28	0.41
1:F:450:ALA:CB	1:O:417:GLY:N	2.83	0.41
1:G:57:ILE:HD13	1:G:57:ILE:O	2.20	0.41
1:G:61:ILE:CG1	1:G:63:VAL:HG13	2.49	0.41
1:G:112:THR:HG23	1:G:418:LYS:HB3	2.02	0.41
1:G:129:LEU:HG	1:G:487:LYS:HB3	2.02	0.41
1:G:214:ASN:O	1:G:215:GLN:CB	2.65	0.41
1:I:37:LYS:C	1:I:50:VAL:HG23	2.40	0.41
1:I:188:VAL:HA	1:I:360:ILE:O	2.20	0.41
1:J:146:LEU:CD1	1:J:171:VAL:HG13	2.22	0.41
1:J:284:TYR:O	1:J:287:PRO:HD2	2.20	0.41
1:J:318:ILE:HG23	1:N:289:GLN:HB3	2.01	0.41

Continued on next page...

Continued from previous page...

Atom-1	Atom-2	Interatomic distance (Å)	Clash overlap (Å)
1:J:320:SER:HA	1:N:289:GLN:OE1	2.20	0.41
1:J:441:ALA:HB2	1:J:467:MET:HG2	2.02	0.41
1:K:154:LEU:O	1:K:157:LYS:HB2	2.20	0.41
1:K:177:LEU:HD11	1:K:186:ILE:HD11	2.02	0.41
1:K:452:LEU:HD11	1:K:456:HIS:CE1	2.51	0.41
1:L:118:ARG:NH1	1:P:33:LYS:HZ2	2.12	0.41
1:L:185:ALA:HB3	1:L:357:ALA:HB1	2.02	0.41
1:M:65:ASN:CG	1:M:66:PRO:HD3	2.41	0.41
1:M:280:ARG:O	1:M:281:GLN:CB	2.67	0.41
1:N:32:PRO:CA	1:N:155:SER:O	2.67	0.41
1:N:82:VAL:HG21	1:N:486:VAL:HG13	2.02	0.41
1:N:166:PHE:HE2	1:N:363:ARG:H	1.68	0.41
1:N:313:VAL:HG13	1:N:352:VAL:CB	2.50	0.41
1:N:401:GLU:HG2	1:N:433:LEU:HD22	2.01	0.41
1:O:196:LEU:HD13	1:O:196:LEU:O	2.19	0.41
1:A:284:TYR:CE2	1:A:286:TYR:CD1	3.09	0.41
1:B:398:GLY:HA2	1:B:401:GLU:OE1	2.20	0.41
1:B:448:LEU:HD11	1:B:465:LEU:CD1	2.50	0.41
1:B:448:LEU:HD11	1:B:465:LEU:HD11	2.02	0.41
1:C:22:ILE:HD12	1:C:90:THR:CG2	2.51	0.41
1:C:310:LEU:O	1:C:314:THR:HG22	2.19	0.41
1:D:191:LYS:HD2	1:D:346:LEU:HD11	2.02	0.41
1:D:432:MET:O	1:D:435:THR:HB	2.19	0.41
1:D:497:ALA:O	1:D:500:VAL:HG13	2.20	0.41
1:E:101:GLU:O	1:E:104:ILE:HG12	2.20	0.41
1:E:149:ILE:HD12	1:E:482:GLU:HA	2.01	0.41
1:F:322:PHE:HA	1:F:324:HIS:CD2	2.55	0.41
1:G:93:ALA:O	1:G:96:LEU:HB3	2.20	0.41
1:G:352:VAL:HG22	1:G:355:GLY:H	1.85	0.41
1:H:163:LYS:HD2	1:H:166:PHE:CD1	2.54	0.41
1:H:313:VAL:HG22	1:H:357:ALA:HB3	2.02	0.41
1:I:124:ALA:O	1:I:128:LEU:HG	2.19	0.41
1:I:177:LEU:HG	1:I:186:ILE:HD11	2.00	0.41
1:I:402:MET:HG2	1:I:431:ARG:HH22	1.84	0.41
1:J:145:ASP:OD2	1:J:175:LEU:HD11	2.21	0.41
1:J:222:ALA:HA	1:J:275:ASN:CB	2.50	0.41
1:J:372:GLU:HG3	1:J:375:ARG:HD2	2.01	0.41
1:K:207:LEU:HD12	1:K:299:ILE:HD13	2.02	0.41
1:K:322:PHE:HA	1:K:324:HIS:CD2	2.56	0.41
1:K:341:ILE:O	1:K:341:ILE:HG22	2.20	0.41
1:L:14:SER:O	1:L:17:ILE:HG22	2.20	0.41

Continued on next page...

Continued from previous page...

Atom-1	Atom-2	Interatomic distance (Å)	Clash overlap (Å)
1:L:191:LYS:HE2	1:L:346:LEU:HB2	2.01	0.41
1:M:185:ALA:HB1	1:M:357:ALA:CA	2.49	0.41
1:N:65:ASN:CG	1:N:66:PRO:HD3	2.39	0.41
1:N:192:LEU:HD23	1:N:366:THR:HG22	2.01	0.41
1:N:206:LEU:HD22	1:N:347:ILE:O	2.20	0.41
1:N:282:LEU:H	1:N:282:LEU:HD22	1.86	0.41
1:O:159:LEU:HD22	1:O:160:THR:N	2.34	0.41
1:O:394:VAL:HG21	1:O:487:LYS:HG3	2.01	0.41
1:P:146:LEU:HD11	1:P:150:ALA:CB	2.49	0.41
1:P:166:PHE:CE1	1:P:198:ASP:CB	3.02	0.41
1:A:69:LYS:HD3	1:A:509:LYS:NZ	2.34	0.41
1:A:444:ASP:OD1	1:M:109:HIS:NE2	2.52	0.41
1:B:3:ALA:HB3	1:G:41:SER:HA	2.02	0.41
1:B:152:THR:OG1	1:B:480:ILE:HG23	2.20	0.41
1:C:57:ILE:HG23	1:C:58:LEU:HD22	2.01	0.41
1:C:111:GLN:HA	1:C:114:ILE:HD12	2.02	0.41
1:C:163:LYS:HG2	1:C:163:LYS:O	2.20	0.41
1:C:171:VAL:HA	1:C:174:VAL:HG22	2.00	0.41
1:D:133:VAL:HG21	1:D:393:THR:O	2.20	0.41
1:D:381:LEU:C	1:D:381:LEU:HD13	2.41	0.41
1:E:122:LYS:O	1:E:126:GLN:HG3	2.21	0.41
1:E:511:ALA:N	1:E:512:PRO:CD	2.82	0.41
1:F:52:ASN:CB	1:F:375:ARG:HD3	2.50	0.41
1:F:404:MET:HE3	1:F:430:LEU:HG	2.02	0.41
1:G:58:LEU:HB3	1:G:72:VAL:CG1	2.50	0.41
1:G:58:LEU:HB3	1:G:72:VAL:HG13	2.02	0.41
1:G:334:LYS:HD3	1:G:351:GLY:HA3	2.02	0.41
1:G:421:VAL:HA	1:G:424:GLU:OE2	2.21	0.41
1:H:79:ASP:O	1:H:83:GLY:HA2	2.21	0.41
1:H:117:TRP:HE3	1:H:117:TRP:H	1.67	0.41
1:I:109:HIS:NE2	1:I:111:GLN:HB2	2.34	0.41
1:I:143:ARG:HA	1:I:143:ARG:HE	1.84	0.41
1:I:352:VAL:HG22	1:I:355:GLY:H	1.85	0.41
1:I:504:VAL:CG1	1:I:505:ASP:H	2.30	0.41
1:J:82:VAL:HB	1:J:485:GLN:NE2	2.35	0.41
1:J:196:LEU:C	1:J:196:LEU:HD13	2.40	0.41
1:J:433:LEU:O	1:J:437:ILE:HG12	2.21	0.41
1:K:40:LEU:HD22	1:K:41:SER:H	1.86	0.41
1:K:365:ALA:O	1:K:366:THR:HB	2.21	0.41
1:M:7:ARG:O	1:M:10:THR:HG22	2.20	0.41
1:M:147:MET:SD	1:M:168:LYS:HE2	2.59	0.41

Continued on next page...

Continued from previous page...

Atom-1	Atom-2	Interatomic distance (Å)	Clash overlap (Å)
1:M:177:LEU:HD11	1:M:183:LEU:HD12	2.03	0.41
1:N:50:VAL:CG2	1:N:368:GLN:HG3	2.50	0.41
1:N:485:GLN:HG3	1:N:488:ARG:HH21	1.84	0.41
1:O:341:ILE:CG1	1:O:346:LEU:HD21	2.48	0.41
1:O:511:ALA:HB3	1:O:512:PRO:CD	2.49	0.41
1:P:209:LYS:HZ2	1:P:302:ALA:HA	1.83	0.41
1:P:324:HIS:O	1:P:329:LYS:CG	2.68	0.41
1:P:390:ASP:HB2	1:P:485:GLN:HE22	1.83	0.41
1:A:32:PRO:CD	1:A:467:MET:CE	2.98	0.41
1:A:280:ARG:HG3	1:A:304:PHE:CA	2.51	0.41
1:A:334:LYS:HG3	1:A:351:GLY:HA3	2.03	0.41
1:B:154:LEU:O	1:B:157:LYS:HB2	2.20	0.41
1:B:225:LEU:HD13	1:B:329:LYS:CE	2.50	0.41
1:B:436:ILE:HG21	1:B:436:ILE:HD13	1.77	0.41
1:C:166:PHE:CE1	1:C:198:ASP:HB3	2.55	0.41
1:C:397:GLY:HA3	1:C:475:MET:CE	2.50	0.41
1:D:96:LEU:CD1	1:D:97:LEU:HD12	2.49	0.41
1:E:198:ASP:O	1:E:199:SER:HB3	2.20	0.41
1:E:231:MET:HB2	1:E:284:TYR:N	2.31	0.41
1:F:178:LYS:HB2	1:F:178:LYS:HE3	1.92	0.41
1:F:236:ILE:HG23	1:F:238:ILE:O	2.20	0.41
1:F:316:GLY:C	1:F:317:GLU:HG2	2.40	0.41
1:G:317:GLU:CD	1:G:329:LYS:HD2	2.40	0.41
1:H:109:HIS:HA	1:H:110:PRO:HD2	1.89	0.41
1:H:412:ALA:HA	1:H:423:MET:CG	2.50	0.41
1:I:53:ASP:HB2	1:I:379:ASP:OD2	2.20	0.41
1:J:173:ALA:HA	1:J:176:ARG:NH1	2.35	0.41
1:L:38:ILE:HG13	1:M:506:ASN:HB3	2.01	0.41
1:L:384:LEU:HD13	1:L:384:LEU:N	2.36	0.41
1:N:111:GLN:HG2	1:N:502:LEU:O	2.20	0.41
1:N:190:LYS:HD2	1:N:370:LEU:HG	2.01	0.41
1:N:332:SER:HG	1:N:349:PHE:HZ	1.67	0.41
1:N:505:ASP:O	1:N:507:ILE:HG12	2.21	0.41
1:O:117:TRP:HA	1:O:120:ALA:CB	2.49	0.41
1:O:402:MET:HE2	1:O:453:ARG:HG2	2.01	0.41
1:O:508:ILE:CG2	1:O:509:LYS:N	2.81	0.41
1:P:52:ASN:H	1:P:375:ARG:CG	2.32	0.41
1:P:107:LYS:O	1:P:108:ILE:HD13	2.20	0.41
1:P:158:LEU:O	1:P:160:THR:N	2.53	0.41
1:P:369:ILE:HG23	1:P:372:GLU:OE1	2.21	0.41
1:P:433:LEU:HB2	1:P:434:PRO:HD3	2.02	0.41

Continued on next page...

Continued from previous page...

Atom-1	Atom-2	Interatomic distance (Å)	Clash overlap (Å)
1:A:158:LEU:CD1	1:C:501:ILE:HG12	2.43	0.41
1:A:402:MET:HG2	1:A:431:ARG:HH22	1.84	0.41
1:B:65:ASN:ND2	1:B:66:PRO:HD3	2.35	0.41
1:C:53:ASP:HB2	1:C:379:ASP:OD1	2.21	0.41
1:C:163:LYS:O	1:C:166:PHE:HB2	2.21	0.41
1:C:209:LYS:HD2	1:C:302:ALA:HA	2.01	0.41
1:C:321:THR:O	1:C:323:ASP:N	2.53	0.41
1:C:418:LYS:N	1:L:450:ALA:HB3	2.36	0.41
1:E:215:GLN:HG3	1:E:292:GLY:HA2	2.03	0.41
1:E:239:PHE:C	1:E:241:SER:H	2.23	0.41
1:E:405:ALA:HA	1:E:408:VAL:HG22	2.03	0.41
1:F:40:LEU:HD22	1:F:41:SER:H	1.86	0.41
1:F:185:ALA:HA	1:F:309:ARG:HD3	2.01	0.41
1:G:14:SER:O	1:G:17:ILE:HG22	2.20	0.41
1:G:22:ILE:O	1:G:26:VAL:HG22	2.21	0.41
1:G:38:ILE:HA	1:G:50:VAL:HA	2.02	0.41
1:G:112:THR:CG2	1:G:418:LYS:HE2	2.46	0.41
1:G:177:LEU:HD22	1:G:186:ILE:HD11	2.02	0.41
1:H:306:GLY:O	1:H:309:ARG:HB2	2.21	0.41
1:I:58:LEU:CD2	1:N:1:ALA:HA	2.37	0.41
1:I:153:THR:HG21	1:I:383:VAL:HG21	2.02	0.41
1:I:245:VAL:HG11	1:I:250:LYS:CD	2.51	0.41
1:I:280:ARG:HG3	1:I:304:PHE:HA	2.02	0.41
1:I:324:HIS:HB2	1:I:329:LYS:HZ1	1.82	0.41
1:J:41:SER:HB3	1:J:45:ASP:CG	2.40	0.41
1:K:109:HIS:HB3	1:K:112:THR:HG1	1.84	0.41
1:K:191:LYS:H	1:K:363:ARG:HA	1.85	0.41
1:K:265:LYS:HZ2	1:K:287:PRO:HG3	1.86	0.41
1:L:177:LEU:HD13	1:L:177:LEU:C	2.41	0.41
1:L:200:TYR:O	1:L:361:VAL:HB	2.20	0.41
1:L:402:MET:SD	1:L:453:ARG:HG2	2.61	0.41
1:M:40:LEU:HA	1:M:48:LEU:HD23	2.02	0.41
1:M:82:VAL:HG11	1:M:486:VAL:N	2.36	0.41
1:M:431:ARG:NH1	1:M:453:ARG:HD3	2.36	0.41
1:N:96:LEU:HD23	1:N:96:LEU:C	2.41	0.41
1:O:36:ASP:HB3	1:O:375:ARG:HH12	1.84	0.41
1:O:82:VAL:CG1	1:O:486:VAL:HG12	2.50	0.41
1:O:103:LEU:HD21	1:O:113:ILE:HG21	2.03	0.41
1:O:185:ALA:HA	1:O:309:ARG:HD3	2.03	0.41
1:O:344:ASP:O	1:O:346:LEU:HD13	2.20	0.41
1:P:190:LYS:CD	1:P:190:LYS:H	2.34	0.41

Continued on next page...

Continued from previous page...

Atom-1	Atom-2	Interatomic distance (Å)	Clash overlap (Å)
1:P:277:PHE:CE2	1:P:279:ASN:HB2	2.55	0.41
1:P:408:VAL:HG23	1:P:427:ALA:HB1	2.03	0.41
1:P:438:ALA:HB2	1:P:448:LEU:CD1	2.50	0.41
1:P:500:VAL:HG13	1:P:501:ILE:N	2.36	0.41
1:A:28:SER:OG	1:A:35:MET:HB2	2.20	0.41
1:A:133:VAL:HG11	1:A:394:VAL:HG12	2.01	0.41
1:B:57:ILE:HD13	1:B:57:ILE:O	2.20	0.41
1:B:341:ILE:O	1:B:343:GLU:N	2.51	0.41
1:C:259:LYS:O	1:C:262:MET:HB3	2.20	0.41
1:C:324:HIS:O	1:C:329:LYS:HG3	2.20	0.41
1:D:173:ALA:O	1:D:176:ARG:HG2	2.20	0.41
1:D:192:LEU:HD12	1:D:192:LEU:N	2.36	0.41
1:E:113:ILE:HG23	1:E:422:ALA:HB2	2.02	0.41
1:E:340:MET:SD	1:E:345:LYS:HG2	2.61	0.41
1:E:496:GLU:O	1:E:500:VAL:HG13	2.21	0.41
1:F:100:ALA:HA	1:F:103:LEU:HD13	2.03	0.41
1:H:110:PRO:HG3	1:H:502:LEU:HD21	2.03	0.41
1:H:183:LEU:HD13	1:H:381:LEU:HD11	2.02	0.41
1:I:70:VAL:HG11	1:I:507:ILE:HG22	2.02	0.41
1:J:127:ALA:C	1:J:128:LEU:HG	2.39	0.41
1:J:411:LEU:HB3	1:J:423:MET:HE1	2.01	0.41
1:K:92:LEU:O	1:K:95:GLU:HG2	2.20	0.41
1:K:373:ALA:O	1:K:377:LEU:HB2	2.21	0.41
1:M:175:LEU:O	1:M:178:LYS:HG2	2.20	0.41
1:N:7:ARG:HD2	1:N:503:ARG:HB2	2.01	0.41
1:N:163:LYS:HD2	1:N:166:PHE:CB	2.50	0.41
1:N:163:LYS:HD2	1:N:166:PHE:HB2	2.01	0.41
1:O:372:GLU:HB2	1:O:375:ARG:NH2	2.35	0.41
1:O:402:MET:HG2	1:O:431:ARG:NH2	2.35	0.41
1:O:443:TYR:CZ	1:O:470:GLY:HA3	2.55	0.41
1:P:69:LYS:O	1:P:72:VAL:HB	2.21	0.41
1:P:225:LEU:HB3	1:P:277:PHE:CD1	2.56	0.41
1:A:341:ILE:O	1:A:343:GLU:N	2.52	0.41
1:A:508:ILE:HD12	1:F:40:LEU:HB3	2.02	0.41
1:B:1:ALA:H3	1:G:39:LEU:CD1	2.32	0.41
1:B:52:ASN:HB2	1:B:375:ARG:HH11	1.85	0.41
1:C:152:THR:HB	1:C:480:ILE:HA	2.01	0.41
1:C:226:ILE:O	1:C:329:LYS:HE3	2.21	0.41
1:C:398:GLY:HA2	1:C:401:GLU:OE1	2.20	0.41
1:D:58:LEU:HD12	1:D:72:VAL:CG2	2.50	0.41
1:D:280:ARG:O	1:D:280:ARG:CG	2.60	0.41

Continued on next page...

Continued from previous page...

Atom-1	Atom-2	Interatomic distance (Å)	Clash overlap (Å)
1:E:131:SER:CB	1:E:403:LEU:HD23	2.51	0.41
1:E:352:VAL:CG2	1:E:355:GLY:H	2.33	0.41
1:E:367:GLN:HB2	1:E:368:GLN:H	1.68	0.41
1:E:452:LEU:HA	1:E:472:ILE:HG21	2.01	0.41
1:F:257:ALA:O	1:F:261:LYS:HD2	2.21	0.41
1:F:310:LEU:O	1:F:314:THR:HG22	2.20	0.41
1:F:345:LYS:C	1:F:346:LEU:HD12	2.40	0.41
1:G:265:LYS:HE2	1:G:322:PHE:CE1	2.56	0.41
1:G:444:ASP:OD2	1:N:108:ILE:HG12	2.20	0.41
1:H:40:LEU:HD22	1:H:41:SER:H	1.86	0.41
1:H:59:LYS:NZ	1:H:76:ARG:HB2	2.35	0.41
1:H:402:MET:HE1	1:H:406:HIS:HB2	2.02	0.41
1:H:402:MET:HE2	1:H:453:ARG:HG2	2.02	0.41
1:I:36:ASP:O	1:N:7:ARG:HD3	2.20	0.41
1:I:58:LEU:HB3	1:I:72:VAL:HG13	2.02	0.41
1:I:82:VAL:HG23	1:I:386:GLN:CB	2.51	0.41
1:I:207:LEU:HD13	1:I:208:ASP:N	2.35	0.41
1:J:163:LYS:NZ	1:J:373:ALA:HA	2.35	0.41
1:L:178:LYS:HE2	1:L:388:VAL:HG13	2.02	0.41
1:L:373:ALA:O	1:L:377:LEU:CB	2.68	0.41
1:O:163:LYS:O	1:O:166:PHE:HB2	2.20	0.41
1:O:219:ILE:CD1	1:O:276:CYS:HB2	2.51	0.41
1:O:233:THR:O	1:O:234:ASP:HB3	2.21	0.41
1:P:23:GLY:HA2	1:P:26:VAL:CG2	2.51	0.41
1:P:139:GLU:O	1:P:140:VAL:HB	2.20	0.41
1:P:182:ASN:CG	1:P:183:LEU:H	2.24	0.41
1:P:399:CYS:SG	1:P:464:GLY:CA	3.07	0.41
1:P:424:GLU:O	1:P:427:ALA:HB3	2.20	0.41
1:P:451:GLN:O	1:P:472:ILE:HD13	2.20	0.41
1:B:68:ALA:O	1:B:72:VAL:HG23	2.21	0.41
1:B:132:ALA:HB1	1:B:394:VAL:HA	2.03	0.41
1:B:405:ALA:HA	1:B:408:VAL:CG2	2.50	0.41
1:C:31:GLY:C	1:C:156:SER:HA	2.40	0.41
1:C:154:LEU:HD21	1:C:163:LYS:HZ3	1.86	0.41
1:C:159:LEU:HG	1:C:163:LYS:HD2	2.00	0.41
1:C:221:ASN:HA	1:C:333:CYS:HB2	2.02	0.41
1:C:390:ASP:HB2	1:C:485:GLN:HE22	1.83	0.41
1:D:200:TYR:CD2	1:D:363:ARG:NH2	2.89	0.41
1:F:112:THR:HG21	1:F:418:LYS:HG3	2.03	0.41
1:F:216:PRO:HG2	1:F:295:GLY:CA	2.50	0.41
1:F:334:LYS:HD2	1:F:351:GLY:HA3	2.01	0.41

Continued on next page...

Continued from previous page...

Atom-1	Atom-2	Interatomic distance (Å)	Clash overlap (Å)
1:G:75:SER:O	1:G:78:GLN:HB3	2.21	0.41
1:H:38:ILE:H	1:H:38:ILE:HG12	1.69	0.41
1:I:106:LYS:HE3	1:I:108:ILE:CD1	2.50	0.41
1:J:114:ILE:HG23	1:J:499:GLU:OE1	2.21	0.41
1:J:178:LYS:HD3	1:J:388:VAL:HG21	2.03	0.41
1:K:19:ALA:HB2	1:K:97:LEU:HD12	2.01	0.41
1:K:196:LEU:HD13	1:K:196:LEU:C	2.41	0.41
1:K:313:VAL:HG13	1:K:352:VAL:HB	2.02	0.41
1:L:365:ALA:C	1:L:366:THR:HG23	2.41	0.41
1:M:32:PRO:HA	1:M:155:SER:CA	2.51	0.41
1:N:191:LYS:HG2	1:N:192:LEU:N	2.35	0.41
1:O:16:PHE:HA	1:O:97:LEU:CD2	2.50	0.41
1:O:206:LEU:HD21	1:O:346:LEU:HB2	2.02	0.41
1:O:508:ILE:HG12	1:O:509:LYS:HE3	2.01	0.41
1:P:177:LEU:C	1:P:177:LEU:HD13	2.40	0.41
1:P:408:VAL:HB	1:P:427:ALA:HB1	2.03	0.41
1:P:484:PHE:HE1	1:P:488:ARG:HE	1.69	0.41
1:A:32:PRO:CA	1:A:155:SER:HB3	2.50	0.41
1:B:26:VAL:O	1:B:29:THR:HB	2.21	0.41
1:B:112:THR:OG1	1:G:442:GLY:CA	2.68	0.41
1:B:214:ASN:O	1:B:215:GLN:CB	2.65	0.41
1:B:222:ALA:HA	1:B:275:ASN:CB	2.51	0.41
1:B:317:GLU:OE2	1:B:329:LYS:HE3	2.20	0.41
1:B:438:ALA:CB	1:B:448:LEU:HG	2.47	0.41
1:C:38:ILE:CB	1:H:507:ILE:HD13	2.50	0.41
1:C:146:LEU:HD12	1:C:171:VAL:HG13	2.02	0.41
1:C:205:PHE:HA	1:C:359:THR:OG1	2.20	0.41
1:C:206:LEU:HD13	1:C:206:LEU:C	2.41	0.41
1:C:222:ALA:HA	1:C:275:ASN:CB	2.51	0.41
1:C:243:VAL:HG12	1:C:244:ARG:N	2.36	0.41
1:C:408:VAL:HA	1:C:411:LEU:CD1	2.51	0.41
1:C:488:ARG:O	1:C:492:LEU:HD23	2.21	0.41
1:D:39:LEU:HD12	1:E:510:ALA:N	2.36	0.41
1:D:148:ASN:HA	1:D:479:GLY:O	2.21	0.41
1:D:261:LYS:O	1:D:265:LYS:HG3	2.21	0.41
1:D:372:GLU:O	1:D:375:ARG:HB3	2.21	0.41
1:E:61:ILE:HG21	1:G:512:PRO:O	2.21	0.41
1:E:117:TRP:CD2	1:E:499:GLU:HG3	2.56	0.41
1:E:166:PHE:CE1	1:E:198:ASP:HB3	2.55	0.41
1:E:364:GLY:O	1:E:370:LEU:HD22	2.21	0.41
1:E:412:ALA:O	1:E:420:ALA:HB1	2.20	0.41

Continued on next page...

Continued from previous page...

Atom-1	Atom-2	Interatomic distance (Å)	Clash overlap (Å)
1:F:19:ALA:HB3	1:F:98:ARG:NH2	2.35	0.41
1:F:92:LEU:HD11	1:F:433:LEU:HD11	2.03	0.41
1:F:186:ILE:HD13	1:F:381:LEU:HD21	2.03	0.41
1:F:418:LYS:HE2	1:O:447:ASP:HB2	2.01	0.41
1:F:484:PHE:HE2	1:F:488:ARG:HE	1.67	0.41
1:G:274:ILE:HG23	1:G:274:ILE:O	2.19	0.41
1:G:450:ALA:HA	1:N:417:GLY:HA2	2.03	0.41
1:H:110:PRO:CB	1:H:502:LEU:HD22	2.50	0.41
1:H:188:VAL:HG21	1:H:362:LEU:HD11	2.02	0.41
1:H:190:LYS:HD3	1:H:370:LEU:CD2	2.49	0.41
1:H:207:LEU:HD22	1:H:208:ASP:H	1.86	0.41
1:H:222:ALA:HA	1:H:275:ASN:OD1	2.21	0.41
1:I:159:LEU:HG	1:I:163:LYS:HD2	2.02	0.41
1:I:284:TYR:CE2	1:I:286:TYR:CD1	3.09	0.41
1:I:323:ASP:C	1:I:325:PRO:HD2	2.41	0.41
1:I:452:LEU:HD22	1:I:465:LEU:HD11	2.02	0.41
1:J:191:LYS:HD3	1:J:191:LYS:HA	1.82	0.41
1:J:367:GLN:HG2	1:J:369:ILE:HB	2.01	0.41
1:J:452:LEU:HD22	1:J:465:LEU:HD11	2.03	0.41
1:K:32:PRO:HD3	1:K:467:MET:SD	2.61	0.41
1:K:103:LEU:O	1:K:106:LYS:HB3	2.20	0.41
1:K:176:ARG:NE	1:K:358:CYS:HB2	2.36	0.41
1:K:231:MET:HE1	1:K:265:LYS:HD3	2.02	0.41
1:K:369:ILE:O	1:K:372:GLU:HB3	2.20	0.41
1:K:392:ARG:C	1:K:484:PHE:HB2	2.41	0.41
1:L:78:GLN:HG3	1:L:83:GLY:HA2	2.02	0.41
1:L:79:ASP:HA	1:L:83:GLY:N	2.36	0.41
1:L:259:LYS:O	1:L:263:LYS:HG2	2.21	0.41
1:L:487:LYS:O	1:L:491:LEU:HG	2.20	0.41
1:M:32:PRO:HG3	1:M:155:SER:HB3	2.02	0.41
1:M:310:LEU:O	1:M:313:VAL:HB	2.21	0.41
1:N:40:LEU:HD12	1:N:48:LEU:CG	2.51	0.41
1:N:71:LEU:HD12	1:N:497:ALA:HB2	2.03	0.41
1:N:219:ILE:HD12	1:N:275:ASN:CB	2.50	0.41
1:N:324:HIS:HB2	1:N:329:LYS:HE2	2.02	0.41
1:O:117:TRP:HD1	1:O:495:ALA:HA	1.86	0.41
1:O:236:ILE:HG12	1:O:237:LYS:N	2.33	0.41
1:O:280:ARG:O	1:O:281:GLN:CB	2.68	0.41
1:O:354:LEU:HG	1:O:356:GLU:H	1.86	0.41
1:O:365:ALA:N	1:O:370:LEU:HD12	2.36	0.41
1:P:78:GLN:O	1:P:83:GLY:N	2.54	0.41

Continued on next page...

Continued from previous page...

Atom-1	Atom-2	Interatomic distance (Å)	Clash overlap (Å)
1:P:79:ASP:HA	1:P:83:GLY:N	2.36	0.41
1:P:82:VAL:HG11	1:P:485:GLN:C	2.40	0.41
1:P:322:PHE:HA	1:P:324:HIS:CD2	2.56	0.41
1:P:431:ARG:CZ	1:P:431:ARG:HA	2.50	0.41
1:A:173:ALA:HA	1:A:176:ARG:NH1	2.35	0.41
1:A:214:ASN:O	1:A:215:GLN:CB	2.67	0.41
1:A:222:ALA:HA	1:A:275:ASN:HB2	2.02	0.41
1:B:317:GLU:CB	1:B:329:LYS:HD3	2.50	0.41
1:C:50:VAL:HG23	1:C:375:ARG:NH2	2.36	0.41
1:C:412:ALA:O	1:C:413:SER:CB	2.69	0.41
1:C:431:ARG:C	1:C:434:PRO:HD2	2.42	0.41
1:E:100:ALA:HA	1:E:103:LEU:CD2	2.49	0.41
1:E:372:GLU:HG3	1:E:375:ARG:NH1	2.35	0.41
1:G:96:LEU:HD21	1:G:117:TRP:CZ2	2.56	0.41
1:G:402:MET:HE3	1:G:453:ARG:HG2	2.03	0.41
1:G:424:GLU:O	1:G:427:ALA:HB3	2.21	0.41
1:H:45:ASP:O	1:H:46:ALA:CB	2.68	0.41
1:H:170:ALA:O	1:H:173:ALA:HB3	2.21	0.41
1:H:354:LEU:HD22	1:H:354:LEU:HA	1.86	0.41
1:H:397:GLY:O	1:H:465:LEU:HB2	2.21	0.41
1:I:326:GLU:HB2	1:I:327:LEU:H	1.64	0.41
1:I:506:ASN:C	1:O:38:ILE:HD13	2.41	0.41
1:J:22:ILE:O	1:J:26:VAL:HG22	2.21	0.41
1:J:95:GLU:HA	1:J:98:ARG:HD2	2.02	0.41
1:J:188:VAL:HG11	1:J:377:LEU:CD2	2.37	0.41
1:J:297:MET:HE1	1:J:336:ILE:HG22	2.03	0.41
1:J:503:ARG:HD2	1:N:369:ILE:CD1	2.49	0.41
1:L:384:LEU:HA	1:L:387:THR:OG1	2.20	0.41
1:M:365:ALA:O	1:M:366:THR:CB	2.69	0.41
1:N:192:LEU:CB	1:N:343:GLU:HB3	2.51	0.41
1:N:222:ALA:HA	1:N:275:ASN:HB2	2.03	0.41
1:N:364:GLY:HA3	1:N:370:LEU:CD1	2.50	0.41
1:N:438:ALA:O	1:N:441:ALA:HB3	2.21	0.41
1:O:173:ALA:O	1:O:176:ARG:HG2	2.20	0.41
1:O:232:ASP:HA	1:O:284:TYR:HB2	2.03	0.41
1:P:16:PHE:HA	1:P:97:LEU:CD2	2.48	0.41
1:P:50:VAL:CG2	1:P:375:ARG:NH2	2.82	0.41
1:P:313:VAL:CG1	1:P:352:VAL:HB	2.51	0.41
1:A:39:LEU:HD22	1:C:513:ARG:CZ	2.51	0.40
1:A:131:SER:O	1:A:132:ALA:HB3	2.20	0.40
1:B:82:VAL:HG21	1:B:486:VAL:H	1.85	0.40

Continued on next page...

Continued from previous page...

Atom-1	Atom-2	Interatomic distance (Å)	Clash overlap (Å)
1:B:170:ALA:CB	1:B:384:LEU:HD23	2.51	0.40
1:B:308:GLU:OE1	1:G:213:VAL:HG21	2.21	0.40
1:C:16:PHE:HA	1:C:97:LEU:CD2	2.50	0.40
1:C:154:LEU:O	1:C:160:THR:HG23	2.21	0.40
1:C:223:LYS:HB2	1:C:274:ILE:HA	2.03	0.40
1:C:224:ILE:CD1	1:C:349:PHE:HE2	2.35	0.40
1:D:38:ILE:HD12	1:D:48:LEU:HD22	2.03	0.40
1:D:96:LEU:HD22	1:D:96:LEU:C	2.42	0.40
1:D:268:ARG:O	1:D:271:LYS:HG2	2.21	0.40
1:E:96:LEU:HD12	1:E:498:ALA:HB1	2.03	0.40
1:E:300:GLU:OE2	1:E:301:HIS:HB2	2.21	0.40
1:E:508:ILE:CG1	1:E:509:LYS:H	2.28	0.40
1:G:146:LEU:HB2	1:G:171:VAL:HG21	2.02	0.40
1:G:146:LEU:CD1	1:G:171:VAL:HG13	2.41	0.40
1:G:222:ALA:HA	1:G:275:ASN:CB	2.48	0.40
1:I:82:VAL:O	1:I:84:ASP:N	2.54	0.40
1:I:418:LYS:HG3	1:O:443:TYR:OH	2.21	0.40
1:J:193:GLY:HA2	1:J:343:GLU:HG2	2.02	0.40
1:K:5:GLU:O	1:K:6:GLU:C	2.59	0.40
1:K:397:GLY:HA3	1:K:475:MET:CE	2.52	0.40
1:L:300:GLU:OE2	1:L:301:HIS:HB2	2.22	0.40
1:M:451:GLN:NE2	1:M:471:THR:HA	2.35	0.40
1:N:117:TRP:NE1	1:N:498:ALA:HB3	2.36	0.40
1:N:321:THR:O	1:N:323:ASP:N	2.54	0.40
1:N:369:ILE:O	1:N:372:GLU:CB	2.66	0.40
1:O:57:ILE:HG23	1:O:58:LEU:HD22	2.03	0.40
1:O:181:GLY:O	1:O:182:ASN:CB	2.69	0.40
1:P:10:THR:O	1:P:13:LEU:HB3	2.21	0.40
1:P:50:VAL:HG13	1:P:375:ARG:NH2	2.36	0.40
1:P:310:LEU:O	1:P:313:VAL:HB	2.21	0.40
1:P:362:LEU:HD13	1:P:362:LEU:O	2.21	0.40
1:A:204:GLY:O	1:A:359:THR:HB	2.21	0.40
1:A:405:ALA:HA	1:A:408:VAL:HG22	2.02	0.40
1:A:430:LEU:HD13	1:A:430:LEU:HA	1.89	0.40
1:B:222:ALA:CB	1:B:336:ILE:HD12	2.51	0.40
1:B:451:GLN:HE22	1:B:471:THR:HA	1.85	0.40
1:C:323:ASP:C	1:C:325:PRO:HD2	2.42	0.40
1:D:213:VAL:CG1	1:E:318:ILE:HD12	2.51	0.40
1:D:507:ILE:HG23	1:H:38:ILE:CD1	2.51	0.40
1:F:209:LYS:HE2	1:F:302:ALA:HA	2.03	0.40
1:G:32:PRO:CD	1:G:467:MET:CE	2.99	0.40

Continued on next page...

Continued from previous page...

Atom-1	Atom-2	Interatomic distance (Å)	Clash overlap (Å)
1:G:145:ASP:OD2	1:G:175:LEU:HD11	2.21	0.40
1:G:284:TYR:CE2	1:G:286:TYR:CD1	3.09	0.40
1:G:311:ALA:HA	1:G:314:THR:HG22	2.02	0.40
1:G:312:LEU:O	1:G:312:LEU:HD22	2.20	0.40
1:G:316:GLY:C	1:G:317:GLU:HG2	2.41	0.40
1:H:89:VAL:HG12	1:H:490:VAL:HG21	2.03	0.40
1:I:114:ILE:O	1:I:117:TRP:HB2	2.21	0.40
1:I:452:LEU:HD13	1:I:465:LEU:CD1	2.50	0.40
1:J:64:ASP:C	1:J:509:LYS:HE2	2.41	0.40
1:J:274:ILE:HG23	1:J:296:VAL:HG21	2.03	0.40
1:J:442:GLY:HA2	1:K:109:HIS:CE1	2.56	0.40
1:J:448:LEU:HD11	1:J:465:LEU:CD1	2.50	0.40
1:K:103:LEU:HG	1:K:113:ILE:HD12	2.02	0.40
1:K:431:ARG:HA	1:K:431:ARG:NE	2.37	0.40
1:L:33:LYS:H	1:L:440:ASN:CG	2.25	0.40
1:L:134:ASP:HA	1:L:395:TYR:CZ	2.56	0.40
1:M:5:GLU:HG2	1:M:6:GLU:N	2.36	0.40
1:M:366:THR:O	1:M:367:GLN:O	2.40	0.40
1:M:402:MET:HE2	1:M:453:ARG:HG2	2.03	0.40
1:M:404:MET:O	1:M:408:VAL:HG13	2.20	0.40
1:M:497:ALA:O	1:M:500:VAL:HG22	2.21	0.40
1:N:54:GLY:HA3	1:N:87:THR:HG21	2.03	0.40
1:N:225:LEU:HD13	1:N:329:LYS:CE	2.51	0.40
1:N:434:PRO:HB3	1:N:452:LEU:HD22	2.02	0.40
1:O:154:LEU:HD13	1:O:167:THR:OG1	2.21	0.40
1:O:511:ALA:CB	1:O:512:PRO:CD	2.99	0.40
1:P:280:ARG:HA	1:P:302:ALA:O	2.20	0.40
1:P:313:VAL:HG22	1:P:357:ALA:HB3	2.03	0.40
1:A:7:ARG:O	1:A:10:THR:HG23	2.21	0.40
1:A:40:LEU:HD23	1:A:40:LEU:C	2.42	0.40
1:B:51:THR:CA	1:B:375:ARG:HD3	2.52	0.40
1:B:124:ALA:CB	1:B:491:LEU:HD13	2.52	0.40
1:B:174:VAL:HG11	1:B:384:LEU:HB3	2.03	0.40
1:C:117:TRP:CD1	1:C:120:ALA:HB3	2.56	0.40
1:C:369:ILE:O	1:C:372:GLU:CB	2.68	0.40
1:D:506:ASN:HD22	1:H:39:LEU:HD23	1.86	0.40
1:E:57:ILE:HD13	1:E:57:ILE:O	2.20	0.40
1:E:109:HIS:CE1	1:E:112:THR:OG1	2.75	0.40
1:E:277:PHE:CE2	1:E:279:ASN:HB2	2.57	0.40
1:F:32:PRO:HG2	1:F:467:MET:CE	2.51	0.40
1:F:127:ALA:HB2	1:F:404:MET:SD	2.61	0.40

Continued on next page...

Continued from previous page...

Atom-1	Atom-2	Interatomic distance (Å)	Clash overlap (Å)
1:F:146:LEU:O	1:F:147:MET:HB2	2.21	0.40
1:F:317:GLU:HB3	1:F:329:LYS:CG	2.45	0.40
1:G:46:ALA:O	1:G:47:SER:HB2	2.21	0.40
1:G:484:PHE:CE2	1:G:488:ARG:NE	2.89	0.40
1:H:95:GLU:HA	1:H:98:ARG:HD2	2.03	0.40
1:H:225:LEU:HD13	1:H:329:LYS:HE2	2.03	0.40
1:I:215:GLN:HG3	1:I:292:GLY:HA2	2.02	0.40
1:I:259:LYS:O	1:I:263:LYS:HG2	2.22	0.40
1:J:52:ASN:HB2	1:J:375:ARG:HD3	2.03	0.40
1:K:143:ARG:NE	1:K:143:ARG:CA	2.84	0.40
1:K:399:CYS:SG	1:K:464:GLY:CA	3.04	0.40
1:L:282:LEU:H	1:L:282:LEU:HD22	1.86	0.40
1:L:426:TYR:O	1:L:429:ALA:HB3	2.20	0.40
1:M:58:LEU:CB	1:M:72:VAL:HG13	2.48	0.40
1:M:222:ALA:HA	1:M:275:ASN:CB	2.51	0.40
1:M:430:LEU:HD13	1:M:430:LEU:HA	1.82	0.40
1:M:469:GLU:HA	1:M:469:GLU:OE1	2.21	0.40
1:N:509:LYS:O	1:N:510:ALA:HB3	2.21	0.40
1:O:154:LEU:HD23	1:O:163:LYS:HG3	2.03	0.40
1:P:38:ILE:H	1:P:38:ILE:HG13	1.75	0.40
1:P:111:GLN:HA	1:P:114:ILE:CG1	2.49	0.40
1:A:508:ILE:HD13	1:F:40:LEU:HD12	2.04	0.40
1:B:37:LYS:NZ	1:F:504:VAL:HG13	2.36	0.40
1:B:163:LYS:HE3	1:B:376:SER:CB	2.51	0.40
1:C:93:ALA:O	1:C:96:LEU:HB3	2.22	0.40
1:D:166:PHE:HD1	1:D:166:PHE:N	2.18	0.40
1:D:225:LEU:HD11	1:D:324:HIS:CE1	2.57	0.40
1:E:16:PHE:HA	1:E:97:LEU:CD2	2.52	0.40
1:E:39:LEU:HD13	1:G:512:PRO:HB2	2.02	0.40
1:F:27:LYS:CA	1:F:436:ILE:HD11	2.50	0.40
1:F:117:TRP:NE1	1:F:499:GLU:HB2	2.36	0.40
1:G:129:LEU:CD1	1:G:487:LYS:HD2	2.52	0.40
1:G:204:GLY:O	1:G:359:THR:HB	2.22	0.40
1:G:317:GLU:HB3	1:G:329:LYS:HD3	2.03	0.40
1:H:51:THR:HG22	1:H:53:ASP:O	2.21	0.40
1:H:171:VAL:HG12	1:H:384:LEU:CD2	2.51	0.40
1:H:377:LEU:HD23	1:H:377:LEU:C	2.42	0.40
1:H:452:LEU:HA	1:H:472:ILE:HG21	2.03	0.40
1:I:74:MET:HE2	1:O:366:THR:HG21	2.03	0.40
1:I:152:THR:OG1	1:I:480:ILE:HD12	2.21	0.40
1:I:225:LEU:HD11	1:I:324:HIS:CE1	2.56	0.40

Continued on next page...

Continued from previous page...

Atom-1	Atom-2	Interatomic distance (Å)	Clash overlap (Å)
1:I:452:LEU:HD11	1:I:456:HIS:CE1	2.57	0.40
1:J:82:VAL:HG13	1:J:83:GLY:H	1.85	0.40
1:J:405:ALA:HA	1:J:408:VAL:CG2	2.51	0.40
1:L:48:LEU:C	1:M:509:LYS:HE3	2.41	0.40
1:L:51:THR:HG23	1:L:375:ARG:CD	2.52	0.40
1:L:280:ARG:HG3	1:L:304:PHE:HB2	2.04	0.40
1:L:452:LEU:CD1	1:L:465:LEU:HD22	2.51	0.40
1:L:504:VAL:HG22	1:P:37:LYS:HD3	2.02	0.40
1:M:159:LEU:H	1:M:159:LEU:HD12	1.86	0.40
1:M:225:LEU:HD21	1:M:324:HIS:ND1	2.37	0.40
1:N:114:ILE:HA	1:N:117:TRP:CE3	2.57	0.40
1:N:154:LEU:HD23	1:N:164:ASP:HA	2.03	0.40
1:N:226:ILE:HG12	1:N:278:ILE:HG23	2.03	0.40
1:N:503:ARG:HA	1:N:503:ARG:HD3	1.74	0.40
1:O:20:ILE:HA	1:O:98:ARG:HH12	1.86	0.40
1:O:159:LEU:CG	1:O:163:LYS:HG2	2.45	0.40
1:P:50:VAL:CG2	1:P:375:ARG:HH22	2.33	0.40
1:P:82:VAL:HA	1:P:386:GLN:HG3	2.02	0.40
1:P:119:GLU:HG3	1:P:419:GLU:HA	2.02	0.40
1:P:158:LEU:C	1:P:160:THR:H	2.25	0.40
1:P:206:LEU:HD21	1:P:346:LEU:HB3	2.03	0.40
1:B:1:ALA:HA	1:B:508:ILE:HG12	2.04	0.40
1:B:187:HIS:HB2	1:B:309:ARG:HD3	2.02	0.40
1:B:189:ILE:HG22	1:B:190:LYS:N	2.36	0.40
1:B:191:LYS:HD2	1:B:191:LYS:HA	1.92	0.40
1:B:284:TYR:CE2	1:B:286:TYR:HD1	2.40	0.40
1:C:139:GLU:OE2	1:C:140:VAL:HG23	2.21	0.40
1:C:222:ALA:CB	1:C:336:ILE:HD12	2.52	0.40
1:C:280:ARG:O	1:C:281:GLN:CB	2.68	0.40
1:C:381:LEU:HD13	1:C:381:LEU:C	2.42	0.40
1:D:14:SER:O	1:D:17:ILE:HG22	2.22	0.40
1:D:384:LEU:O	1:D:388:VAL:HG12	2.20	0.40
1:E:131:SER:HB2	1:E:403:LEU:HD23	2.04	0.40
1:E:132:ALA:O	1:E:133:VAL:HG13	2.21	0.40
1:E:186:ILE:HG23	1:E:360:ILE:HD12	2.03	0.40
1:E:245:VAL:HG22	1:E:246:ASP:N	2.37	0.40
1:E:316:GLY:C	1:E:317:GLU:HG2	2.41	0.40
1:F:341:ILE:HG13	1:F:346:LEU:HD13	2.04	0.40
1:F:443:TYR:CD2	1:F:470:GLY:HA2	2.56	0.40
1:G:397:GLY:HA3	1:G:475:MET:CE	2.51	0.40
1:H:112:THR:O	1:H:418:LYS:HE3	2.21	0.40

Continued on next page...

Continued from previous page...

Atom-1	Atom-2	Interatomic distance (Å)	Clash overlap (Å)
1:H:188:VAL:HB	1:H:377:LEU:HD13	2.02	0.40
1:H:338:GLU:HA	1:H:347:ILE:HA	2.03	0.40
1:H:369:ILE:O	1:H:372:GLU:CB	2.63	0.40
1:I:22:ILE:HG13	1:I:23:GLY:N	2.36	0.40
1:I:222:ALA:HA	1:I:275:ASN:CB	2.52	0.40
1:J:173:ALA:HA	1:J:176:ARG:CZ	2.52	0.40
1:J:372:GLU:CG	1:J:375:ARG:HD2	2.51	0.40
1:K:173:ALA:HA	1:K:176:ARG:CZ	2.51	0.40
1:K:176:ARG:HH22	1:K:360:ILE:HG13	1.86	0.40
1:K:178:LYS:HG3	1:K:388:VAL:CG2	2.52	0.40
1:L:32:PRO:HG3	1:L:467:MET:SD	2.61	0.40
1:L:159:LEU:HD23	1:L:163:LYS:HB3	2.02	0.40
1:L:317:GLU:HB2	1:L:329:LYS:HA	2.03	0.40
1:M:146:LEU:CD2	1:M:147:MET:N	2.80	0.40
1:M:184:GLU:O	1:M:186:ILE:HG13	2.22	0.40
1:M:334:LYS:CB	1:M:351:GLY:HA3	2.52	0.40
1:M:438:ALA:O	1:M:441:ALA:HB3	2.22	0.40
1:N:13:LEU:O	1:N:16:PHE:HB3	2.22	0.40
1:N:51:THR:HG21	1:N:56:THR:HB	2.04	0.40
1:O:103:LEU:HA	1:O:106:LYS:HB3	2.03	0.40
1:O:189:ILE:HG22	1:O:190:LYS:N	2.36	0.40
1:O:219:ILE:HB	1:O:275:ASN:HB3	2.04	0.40
1:O:397:GLY:HA3	1:O:475:MET:HE1	2.03	0.40
1:O:437:ILE:HG23	1:O:467:MET:SD	2.61	0.40
1:P:185:ALA:HB1	1:P:357:ALA:CB	2.52	0.40
1:P:297:MET:HE1	1:P:347:ILE:HD11	2.03	0.40

There are no symmetry-related clashes.

5.3 Torsion angles [\(i\)](#)

5.3.1 Protein backbone [\(i\)](#)

In the following table, the Percentiles column shows the percent Ramachandran outliers of the chain as a percentile score with respect to all PDB entries followed by that with respect to all EM entries.

The Analysed column shows the number of residues for which the backbone conformation was analysed, and the total number of residues.

Mol	Chain	Analysed	Favoured	Allowed	Outliers	Percentiles	
1	A	511/513 (100%)	455 (89%)	30 (6%)	26 (5%)	2	19
1	B	484/513 (94%)	432 (89%)	30 (6%)	22 (4%)	2	22
1	C	511/513 (100%)	449 (88%)	25 (5%)	37 (7%)	1	14
1	D	485/513 (94%)	438 (90%)	23 (5%)	24 (5%)	2	20
1	E	511/513 (100%)	458 (90%)	29 (6%)	24 (5%)	2	21
1	F	511/513 (100%)	449 (88%)	32 (6%)	30 (6%)	1	17
1	G	483/513 (94%)	424 (88%)	31 (6%)	28 (6%)	1	18
1	H	485/513 (94%)	436 (90%)	22 (4%)	27 (6%)	2	19
1	I	511/513 (100%)	454 (89%)	25 (5%)	32 (6%)	1	17
1	J	481/513 (94%)	435 (90%)	21 (4%)	25 (5%)	2	19
1	K	486/513 (95%)	435 (90%)	26 (5%)	25 (5%)	2	19
1	L	490/513 (96%)	439 (90%)	30 (6%)	21 (4%)	2	22
1	M	511/513 (100%)	463 (91%)	17 (3%)	31 (6%)	1	17
1	N	484/513 (94%)	441 (91%)	27 (6%)	16 (3%)	4	26
1	O	511/513 (100%)	454 (89%)	26 (5%)	31 (6%)	1	17
1	P	485/513 (94%)	442 (91%)	22 (4%)	21 (4%)	2	22
All	All	7940/8208 (97%)	7104 (90%)	416 (5%)	420 (5%)	3	19

All (420) Ramachandran outliers are listed below:

Mol	Chain	Res	Type
1	A	82	VAL
1	A	208	ASP
1	A	215	GLN
1	A	234	ASP
1	A	236	ILE
1	A	241	SER
1	A	281	GLN
1	A	325	PRO
1	A	366	THR
1	A	511	ALA
1	B	4	ASP
1	B	8	ALA
1	B	139	GLU
1	B	141	LYS
1	B	182	ASN
1	B	215	GLN

Continued on next page...

Continued from previous page...

Mol	Chain	Res	Type
1	B	220	GLU
1	B	274	ILE
1	B	366	THR
1	C	2	GLY
1	C	3	ALA
1	C	32	PRO
1	C	82	VAL
1	C	84	ASP
1	C	115	ALA
1	C	131	SER
1	C	133	VAL
1	C	141	LYS
1	C	215	GLN
1	C	234	ASP
1	C	236	ILE
1	C	247	SER
1	C	281	GLN
1	C	325	PRO
1	C	342	GLY
1	C	366	THR
1	C	503	ARG
1	C	504	VAL
1	C	506	ASN
1	C	509	LYS
1	C	511	ALA
1	D	68	ALA
1	D	131	SER
1	D	139	GLU
1	D	142	PHE
1	D	182	ASN
1	D	215	GLN
1	D	274	ILE
1	D	366	THR
1	D	504	VAL
1	D	511	ALA
1	E	68	ALA
1	E	132	ALA
1	E	133	VAL
1	E	139	GLU
1	E	215	GLN
1	E	236	ILE
1	E	281	GLN

Continued on next page...

Continued from previous page...

Mol	Chain	Res	Type
1	E	322	PHE
1	E	325	PRO
1	E	340	MET
1	E	507	ILE
1	E	510	ALA
1	E	512	PRO
1	F	47	SER
1	F	68	ALA
1	F	82	VAL
1	F	84	ASP
1	F	108	ILE
1	F	141	LYS
1	F	142	PHE
1	F	215	GLN
1	F	234	ASP
1	F	236	ILE
1	F	248	THR
1	F	325	PRO
1	F	366	THR
1	F	416	PRO
1	F	417	GLY
1	F	506	ASN
1	G	8	ALA
1	G	47	SER
1	G	124	ALA
1	G	127	ALA
1	G	139	GLU
1	G	141	LYS
1	G	142	PHE
1	G	180	SER
1	G	215	GLN
1	G	281	GLN
1	G	325	PRO
1	G	366	THR
1	H	46	ALA
1	H	68	ALA
1	H	139	GLU
1	H	201	LEU
1	H	215	GLN
1	H	274	ILE
1	H	325	PRO
1	H	511	ALA

Continued on next page...

Continued from previous page...

Mol	Chain	Res	Type
1	I	3	ALA
1	I	82	VAL
1	I	83	GLY
1	I	129	LEU
1	I	139	GLU
1	I	141	LYS
1	I	182	ASN
1	I	215	GLN
1	I	234	ASP
1	I	236	ILE
1	I	241	SER
1	I	325	PRO
1	I	504	VAL
1	I	506	ASN
1	I	508	ILE
1	I	509	LYS
1	I	511	ALA
1	J	2	GLY
1	J	82	VAL
1	J	84	ASP
1	J	129	LEU
1	J	139	GLU
1	J	274	ILE
1	J	325	PRO
1	J	366	THR
1	J	507	ILE
1	K	3	ALA
1	K	42	SER
1	K	47	SER
1	K	48	LEU
1	K	134	ASP
1	K	139	GLU
1	K	160	THR
1	K	215	GLN
1	K	325	PRO
1	K	366	THR
1	K	417	GLY
1	K	511	ALA
1	L	46	ALA
1	L	82	VAL
1	L	84	ASP
1	L	107	LYS

Continued on next page...

Continued from previous page...

Mol	Chain	Res	Type
1	L	132	ALA
1	L	139	GLU
1	L	215	GLN
1	L	342	GLY
1	L	510	ALA
1	M	6	GLU
1	M	68	ALA
1	M	82	VAL
1	M	142	PHE
1	M	185	ALA
1	M	215	GLN
1	M	234	ASP
1	M	236	ILE
1	M	241	SER
1	M	274	ILE
1	M	281	GLN
1	M	325	PRO
1	M	366	THR
1	M	367	GLN
1	M	504	VAL
1	M	507	ILE
1	M	509	LYS
1	M	510	ALA
1	N	8	ALA
1	N	68	ALA
1	N	131	SER
1	N	139	GLU
1	N	141	LYS
1	N	185	ALA
1	N	215	GLN
1	N	325	PRO
1	O	8	ALA
1	O	46	ALA
1	O	48	LEU
1	O	84	ASP
1	O	107	LYS
1	O	133	VAL
1	O	139	GLU
1	O	159	LEU
1	O	160	THR
1	O	182	ASN
1	O	215	GLN

Continued on next page...

Continued from previous page...

Mol	Chain	Res	Type
1	O	236	ILE
1	O	244	ARG
1	O	247	SER
1	O	281	GLN
1	O	366	THR
1	O	506	ASN
1	O	507	ILE
1	O	511	ALA
1	O	512	PRO
1	P	82	VAL
1	P	133	VAL
1	P	137	SER
1	P	141	LYS
1	P	182	ASN
1	P	215	GLN
1	P	281	GLN
1	P	322	PHE
1	P	325	PRO
1	P	367	GLN
1	P	500	VAL
1	P	503	ARG
1	P	508	ILE
1	A	8	ALA
1	A	46	ALA
1	A	68	ALA
1	A	160	THR
1	A	274	ILE
1	A	322	PHE
1	A	342	GLY
1	A	508	ILE
1	B	68	ALA
1	B	133	VAL
1	B	322	PHE
1	B	342	GLY
1	B	508	ILE
1	C	8	ALA
1	C	68	ALA
1	C	138	ASP
1	C	142	PHE
1	C	274	ILE
1	C	322	PHE
1	C	416	PRO

Continued on next page...

Continued from previous page...

Mol	Chain	Res	Type
1	C	508	ILE
1	D	133	VAL
1	D	141	LYS
1	D	281	GLN
1	D	322	PHE
1	D	505	ASP
1	E	82	VAL
1	E	141	LYS
1	E	178	LYS
1	E	179	GLY
1	E	192	LEU
1	E	234	ASP
1	E	249	ALA
1	E	274	ILE
1	F	8	ALA
1	F	247	SER
1	F	274	ILE
1	F	322	PHE
1	G	36	ASP
1	G	82	VAL
1	G	159	LEU
1	G	322	PHE
1	G	331	GLY
1	H	8	ALA
1	H	43	GLY
1	H	133	VAL
1	H	141	LYS
1	H	158	LEU
1	H	182	ASN
1	H	322	PHE
1	H	501	ILE
1	H	510	ALA
1	I	68	ALA
1	I	81	GLU
1	I	140	VAL
1	I	183	LEU
1	I	246	ASP
1	I	274	ILE
1	I	322	PHE
1	I	326	GLU
1	I	416	PRO
1	I	505	ASP

Continued on next page...

Continued from previous page...

Mol	Chain	Res	Type
1	J	8	ALA
1	J	68	ALA
1	J	83	GLY
1	J	123	ALA
1	J	141	LYS
1	K	6	GLU
1	K	30	LEU
1	K	141	LYS
1	K	274	ILE
1	K	322	PHE
1	L	133	VAL
1	L	141	LYS
1	L	159	LEU
1	L	182	ASN
1	L	274	ILE
1	L	322	PHE
1	L	366	THR
1	M	5	GLU
1	M	8	ALA
1	M	134	ASP
1	M	141	LYS
1	M	508	ILE
1	N	75	SER
1	N	80	ASP
1	N	114	ILE
1	N	274	ILE
1	N	322	PHE
1	O	68	ALA
1	O	82	VAL
1	O	141	LYS
1	O	234	ASP
1	O	274	ILE
1	O	322	PHE
1	O	508	ILE
1	P	8	ALA
1	P	84	ASP
1	P	139	GLU
1	P	159	LEU
1	P	274	ILE
1	A	5	GLU
1	A	88	SER
1	A	139	GLU

Continued on next page...

Continued from previous page...

Mol	Chain	Res	Type
1	B	281	GLN
1	B	325	PRO
1	B	343	GLU
1	B	510	ALA
1	C	159	LEU
1	C	413	SER
1	D	46	ALA
1	D	159	LEU
1	E	8	ALA
1	F	32	PRO
1	F	42	SER
1	F	132	ALA
1	F	139	GLU
1	F	281	GLN
1	G	68	ALA
1	G	132	ALA
1	G	412	ALA
1	H	3	ALA
1	H	114	ILE
1	H	281	GLN
1	H	335	LEU
1	I	43	GLY
1	I	281	GLN
1	J	160	THR
1	J	281	GLN
1	J	322	PHE
1	J	379	ASP
1	K	281	GLN
1	L	68	ALA
1	L	194	GLY
1	L	325	PRO
1	L	506	ASN
1	M	139	GLU
1	M	184	GLU
1	M	322	PHE
1	M	505	ASP
1	N	3	ALA
1	N	366	THR
1	O	325	PRO
1	P	32	PRO
1	A	108	ILE
1	A	182	ASN

Continued on next page...

Continued from previous page...

Mol	Chain	Res	Type
1	C	139	GLU
1	C	241	SER
1	D	510	ALA
1	E	199	SER
1	F	335	LEU
1	H	47	SER
1	H	180	SER
1	H	193	GLY
1	I	131	SER
1	J	131	SER
1	J	215	GLN
1	J	321	THR
1	K	142	PHE
1	L	3	ALA
1	M	340	MET
1	O	343	GLU
1	P	108	ILE
1	P	114	ILE
1	A	140	VAL
1	B	511	ALA
1	D	6	GLU
1	D	364	GLY
1	F	2	GLY
1	G	3	ALA
1	G	108	ILE
1	G	274	ILE
1	K	7	ARG
1	K	44	ARG
1	K	512	PRO
1	M	108	ILE
1	M	159	LEU
1	A	141	LYS
1	B	108	ILE
1	E	241	SER
1	G	6	GLU
1	G	41	SER
1	G	131	SER
1	G	511	ALA
1	H	507	ILE
1	J	184	GLU
1	N	510	ALA
1	G	342	GLY

Continued on next page...

Continued from previous page...

Mol	Chain	Res	Type
1	I	342	GLY
1	K	140	VAL
1	D	140	VAL
1	D	342	GLY
1	F	342	GLY
1	I	32	PRO
1	J	114	ILE
1	J	213	VAL
1	K	501	ILE
1	O	140	VAL
1	B	140	VAL
1	B	219	ILE
1	C	114	ILE
1	C	500	VAL
1	C	507	ILE
1	D	507	ILE
1	F	43	GLY
1	H	140	VAL
1	J	108	ILE
1	K	108	ILE
1	M	339	VAL
1	O	341	ILE
1	A	243	VAL
1	F	114	ILE
1	D	416	PRO
1	H	82	VAL

5.3.2 Protein sidechains [i](#)

In the following table, the Percentiles column shows the percent sidechain outliers of the chain as a percentile score with respect to all PDB entries followed by that with respect to all EM entries.

The Analysed column shows the number of residues for which the sidechain conformation was analysed, and the total number of residues.

Mol	Chain	Analysed	Rotameric	Outliers	Percentiles
1	A	409/409 (100%)	366 (90%)	43 (10%)	7 24
1	B	388/409 (95%)	357 (92%)	31 (8%)	12 35
1	C	409/409 (100%)	363 (89%)	46 (11%)	6 22
1	D	389/409 (95%)	341 (88%)	48 (12%)	4 19

Continued on next page...

Continued from previous page...

Mol	Chain	Analysed	Rotameric	Outliers	Percentiles	
1	E	409/409 (100%)	361 (88%)	48 (12%)	5	21
1	F	409/409 (100%)	370 (90%)	39 (10%)	8	27
1	G	387/409 (95%)	342 (88%)	45 (12%)	5	21
1	H	389/409 (95%)	341 (88%)	48 (12%)	4	19
1	I	409/409 (100%)	370 (90%)	39 (10%)	8	27
1	J	385/409 (94%)	344 (89%)	41 (11%)	6	24
1	K	389/409 (95%)	343 (88%)	46 (12%)	5	20
1	L	392/409 (96%)	347 (88%)	45 (12%)	5	21
1	M	409/409 (100%)	366 (90%)	43 (10%)	7	24
1	N	388/409 (95%)	339 (87%)	49 (13%)	4	19
1	O	409/409 (100%)	355 (87%)	54 (13%)	4	18
1	P	389/409 (95%)	351 (90%)	38 (10%)	8	26
All	All	6359/6544 (97%)	5656 (89%)	703 (11%)	9	22

All (703) residues with a non-rotameric sidechain are listed below:

Mol	Chain	Res	Type
1	A	9	GLU
1	A	10	THR
1	A	25	LEU
1	A	57	ILE
1	A	58	LEU
1	A	74	MET
1	A	96	LEU
1	A	98	ARG
1	A	129	LEU
1	A	139	GLU
1	A	142	PHE
1	A	143	ARG
1	A	146	LEU
1	A	158	LEU
1	A	159	LEU
1	A	160	THR
1	A	167	THR
1	A	177	LEU
1	A	178	LYS
1	A	182	ASN
1	A	183	LEU

Continued on next page...

Continued from previous page...

Mol	Chain	Res	Type
1	A	211	ILE
1	A	237	LYS
1	A	243	VAL
1	A	244	ARG
1	A	247	SER
1	A	254	ILE
1	A	261	LYS
1	A	269	ILE
1	A	280	ARG
1	A	312	LEU
1	A	320	SER
1	A	326	GLU
1	A	327	LEU
1	A	330	LEU
1	A	346	LEU
1	A	352	VAL
1	A	401	GLU
1	A	402	MET
1	A	418	LYS
1	A	431	ARG
1	A	485	GLN
1	A	507	ILE
1	B	4	ASP
1	B	33	LYS
1	B	38	ILE
1	B	57	ILE
1	B	58	LEU
1	B	74	MET
1	B	89	VAL
1	B	98	ARG
1	B	107	LYS
1	B	114	ILE
1	B	128	LEU
1	B	133	VAL
1	B	141	LYS
1	B	143	ARG
1	B	146	LEU
1	B	159	LEU
1	B	167	THR
1	B	203	GLU
1	B	211	ILE
1	B	219	ILE

Continued on next page...

Continued from previous page...

Mol	Chain	Res	Type
1	B	225	LEU
1	B	280	ARG
1	B	320	SER
1	B	326	GLU
1	B	352	VAL
1	B	374	GLU
1	B	384	LEU
1	B	402	MET
1	B	431	ARG
1	B	507	ILE
1	B	509	LYS
1	C	35	MET
1	C	38	ILE
1	C	48	LEU
1	C	50	VAL
1	C	57	ILE
1	C	58	LEU
1	C	65	ASN
1	C	84	ASP
1	C	96	LEU
1	C	98	ARG
1	C	107	LYS
1	C	109	HIS
1	C	129	LEU
1	C	135	HIS
1	C	146	LEU
1	C	147	MET
1	C	159	LEU
1	C	160	THR
1	C	167	THR
1	C	177	LEU
1	C	178	LYS
1	C	190	LYS
1	C	211	ILE
1	C	225	LEU
1	C	248	THR
1	C	261	LYS
1	C	269	ILE
1	C	280	ARG
1	C	317	GLU
1	C	320	SER
1	C	326	GLU

Continued on next page...

Continued from previous page...

Mol	Chain	Res	Type
1	C	328	VAL
1	C	352	VAL
1	C	367	GLN
1	C	375	ARG
1	C	384	LEU
1	C	392	ARG
1	C	401	GLU
1	C	402	MET
1	C	409	THR
1	C	431	ARG
1	C	501	ILE
1	C	502	LEU
1	C	504	VAL
1	C	506	ASN
1	C	513	ARG
1	D	7	ARG
1	D	9	GLU
1	D	25	LEU
1	D	57	ILE
1	D	58	LEU
1	D	82	VAL
1	D	92	LEU
1	D	96	LEU
1	D	98	ARG
1	D	104	ILE
1	D	108	ILE
1	D	112	THR
1	D	131	SER
1	D	139	GLU
1	D	146	LEU
1	D	147	MET
1	D	152	THR
1	D	159	LEU
1	D	166	PHE
1	D	167	THR
1	D	190	LYS
1	D	191	LYS
1	D	203	GLU
1	D	207	LEU
1	D	208	ASP
1	D	211	ILE
1	D	223	LYS

Continued on next page...

Continued from previous page...

Mol	Chain	Res	Type
1	D	225	LEU
1	D	280	ARG
1	D	284	TYR
1	D	310	LEU
1	D	312	LEU
1	D	320	SER
1	D	326	GLU
1	D	339	VAL
1	D	341	ILE
1	D	363	ARG
1	D	366	THR
1	D	377	LEU
1	D	384	LEU
1	D	388	VAL
1	D	402	MET
1	D	409	THR
1	D	418	LYS
1	D	431	ARG
1	D	499	GLU
1	D	500	VAL
1	D	501	ILE
1	E	35	MET
1	E	48	LEU
1	E	57	ILE
1	E	58	LEU
1	E	80	ASP
1	E	96	LEU
1	E	98	ARG
1	E	103	LEU
1	E	109	HIS
1	E	113	ILE
1	E	117	TRP
1	E	128	LEU
1	E	135	HIS
1	E	139	GLU
1	E	143	ARG
1	E	146	LEU
1	E	159	LEU
1	E	167	THR
1	E	177	LEU
1	E	178	LYS
1	E	191	LYS

Continued on next page...

Continued from previous page...

Mol	Chain	Res	Type
1	E	203	GLU
1	E	211	ILE
1	E	215	GLN
1	E	225	LEU
1	E	236	ILE
1	E	241	SER
1	E	261	LYS
1	E	280	ARG
1	E	308	GLU
1	E	317	GLU
1	E	326	GLU
1	E	341	ILE
1	E	346	LEU
1	E	352	VAL
1	E	367	GLN
1	E	378	HIS
1	E	381	LEU
1	E	401	GLU
1	E	402	MET
1	E	409	THR
1	E	414	ARG
1	E	431	ARG
1	E	499	GLU
1	E	502	LEU
1	E	506	ASN
1	E	507	ILE
1	E	512	PRO
1	F	33	LYS
1	F	35	MET
1	F	57	ILE
1	F	58	LEU
1	F	77	VAL
1	F	82	VAL
1	F	96	LEU
1	F	98	ARG
1	F	107	LYS
1	F	111	GLN
1	F	139	GLU
1	F	146	LEU
1	F	152	THR
1	F	159	LEU
1	F	167	THR

Continued on next page...

Continued from previous page...

Mol	Chain	Res	Type
1	F	171	VAL
1	F	190	LYS
1	F	206	LEU
1	F	207	LEU
1	F	211	ILE
1	F	217	LYS
1	F	223	LYS
1	F	225	LEU
1	F	229	THR
1	F	235	LYS
1	F	244	ARG
1	F	248	THR
1	F	250	LYS
1	F	280	ARG
1	F	317	GLU
1	F	352	VAL
1	F	366	THR
1	F	401	GLU
1	F	402	MET
1	F	418	LYS
1	F	431	ARG
1	F	485	GLN
1	F	492	LEU
1	F	501	ILE
1	G	4	ASP
1	G	10	THR
1	G	29	THR
1	G	30	LEU
1	G	35	MET
1	G	36	ASP
1	G	37	LYS
1	G	57	ILE
1	G	58	LEU
1	G	59	LYS
1	G	74	MET
1	G	96	LEU
1	G	98	ARG
1	G	103	LEU
1	G	121	THR
1	G	129	LEU
1	G	139	GLU
1	G	141	LYS

Continued on next page...

Continued from previous page...

Mol	Chain	Res	Type
1	G	143	ARG
1	G	146	LEU
1	G	159	LEU
1	G	167	THR
1	G	171	VAL
1	G	180	SER
1	G	191	LYS
1	G	207	LEU
1	G	211	ILE
1	G	215	GLN
1	G	219	ILE
1	G	225	LEU
1	G	269	ILE
1	G	280	ARG
1	G	312	LEU
1	G	314	THR
1	G	326	GLU
1	G	352	VAL
1	G	402	MET
1	G	409	THR
1	G	414	ARG
1	G	431	ARG
1	G	469	GLU
1	G	485	GLN
1	G	489	GLN
1	G	500	VAL
1	G	513	ARG
1	H	10	THR
1	H	25	LEU
1	H	33	LYS
1	H	35	MET
1	H	38	ILE
1	H	45	ASP
1	H	47	SER
1	H	48	LEU
1	H	57	ILE
1	H	58	LEU
1	H	96	LEU
1	H	98	ARG
1	H	108	ILE
1	H	118	ARG
1	H	125	ARG

Continued on next page...

Continued from previous page...

Mol	Chain	Res	Type
1	H	129	LEU
1	H	139	GLU
1	H	146	LEU
1	H	157	LYS
1	H	158	LEU
1	H	159	LEU
1	H	167	THR
1	H	177	LEU
1	H	178	LYS
1	H	180	SER
1	H	190	LYS
1	H	191	LYS
1	H	201	LEU
1	H	211	ILE
1	H	215	GLN
1	H	225	LEU
1	H	259	LYS
1	H	269	ILE
1	H	280	ARG
1	H	320	SER
1	H	326	GLU
1	H	343	GLU
1	H	352	VAL
1	H	354	LEU
1	H	362	LEU
1	H	375	ARG
1	H	383	VAL
1	H	401	GLU
1	H	402	MET
1	H	431	ARG
1	H	478	LEU
1	H	501	ILE
1	H	506	ASN
1	I	35	MET
1	I	41	SER
1	I	50	VAL
1	I	57	ILE
1	I	65	ASN
1	I	74	MET
1	I	96	LEU
1	I	98	ARG
1	I	108	ILE

Continued on next page...

Continued from previous page...

Mol	Chain	Res	Type
1	I	112	THR
1	I	129	LEU
1	I	135	HIS
1	I	137	SER
1	I	139	GLU
1	I	146	LEU
1	I	159	LEU
1	I	167	THR
1	I	201	LEU
1	I	211	ILE
1	I	215	GLN
1	I	225	LEU
1	I	235	LYS
1	I	241	SER
1	I	269	ILE
1	I	280	ARG
1	I	326	GLU
1	I	330	LEU
1	I	334	LYS
1	I	340	MET
1	I	366	THR
1	I	367	GLN
1	I	375	ARG
1	I	389	LYS
1	I	401	GLU
1	I	402	MET
1	I	431	ARG
1	I	487	LYS
1	I	507	ILE
1	I	508	ILE
1	J	4	ASP
1	J	25	LEU
1	J	48	LEU
1	J	57	ILE
1	J	58	LEU
1	J	74	MET
1	J	96	LEU
1	J	98	ARG
1	J	103	LEU
1	J	135	HIS
1	J	146	LEU
1	J	152	THR

Continued on next page...

Continued from previous page...

Mol	Chain	Res	Type
1	J	167	THR
1	J	174	VAL
1	J	183	LEU
1	J	190	LYS
1	J	191	LYS
1	J	211	ILE
1	J	225	LEU
1	J	269	ILE
1	J	280	ARG
1	J	310	LEU
1	J	326	GLU
1	J	327	LEU
1	J	343	GLU
1	J	344	ASP
1	J	352	VAL
1	J	363	ARG
1	J	367	GLN
1	J	374	GLU
1	J	375	ARG
1	J	379	ASP
1	J	384	LEU
1	J	402	MET
1	J	409	THR
1	J	419	GLU
1	J	428	LYS
1	J	431	ARG
1	J	478	LEU
1	J	506	ASN
1	J	508	ILE
1	K	30	LEU
1	K	42	SER
1	K	48	LEU
1	K	57	ILE
1	K	58	LEU
1	K	84	ASP
1	K	88	SER
1	K	92	LEU
1	K	96	LEU
1	K	98	ARG
1	K	104	ILE
1	K	106	LYS
1	K	122	LYS

Continued on next page...

Continued from previous page...

Mol	Chain	Res	Type
1	K	134	ASP
1	K	146	LEU
1	K	152	THR
1	K	159	LEU
1	K	167	THR
1	K	174	VAL
1	K	188	VAL
1	K	190	LYS
1	K	191	LYS
1	K	198	ASP
1	K	202	ASP
1	K	203	GLU
1	K	207	LEU
1	K	211	ILE
1	K	219	ILE
1	K	223	LYS
1	K	225	LEU
1	K	269	ILE
1	K	280	ARG
1	K	288	GLU
1	K	312	LEU
1	K	326	GLU
1	K	343	GLU
1	K	352	VAL
1	K	370	LEU
1	K	381	LEU
1	K	402	MET
1	K	409	THR
1	K	414	ARG
1	K	428	LYS
1	K	431	ARG
1	K	500	VAL
1	K	507	ILE
1	L	4	ASP
1	L	7	ARG
1	L	28	SER
1	L	33	LYS
1	L	35	MET
1	L	44	ARG
1	L	48	LEU
1	L	49	MET
1	L	50	VAL

Continued on next page...

Continued from previous page...

Mol	Chain	Res	Type
1	L	57	ILE
1	L	58	LEU
1	L	65	ASN
1	L	74	MET
1	L	78	GLN
1	L	96	LEU
1	L	98	ARG
1	L	106	LYS
1	L	129	LEU
1	L	135	HIS
1	L	139	GLU
1	L	144	GLN
1	L	146	LEU
1	L	159	LEU
1	L	167	THR
1	L	190	LYS
1	L	203	GLU
1	L	207	LEU
1	L	211	ILE
1	L	225	LEU
1	L	280	ARG
1	L	312	LEU
1	L	326	GLU
1	L	343	GLU
1	L	348	HIS
1	L	352	VAL
1	L	360	ILE
1	L	362	LEU
1	L	367	GLN
1	L	381	LEU
1	L	384	LEU
1	L	401	GLU
1	L	402	MET
1	L	428	LYS
1	L	431	ARG
1	L	489	GLN
1	M	17	ILE
1	M	30	LEU
1	M	40	LEU
1	M	57	ILE
1	M	58	LEU
1	M	74	MET

Continued on next page...

Continued from previous page...

Mol	Chain	Res	Type
1	M	98	ARG
1	M	108	ILE
1	M	113	ILE
1	M	125	ARG
1	M	134	ASP
1	M	146	LEU
1	M	152	THR
1	M	154	LEU
1	M	159	LEU
1	M	161	HIS
1	M	167	THR
1	M	177	LEU
1	M	184	GLU
1	M	190	LYS
1	M	191	LYS
1	M	207	LEU
1	M	211	ILE
1	M	215	GLN
1	M	225	LEU
1	M	234	ASP
1	M	239	PHE
1	M	242	ARG
1	M	245	VAL
1	M	280	ARG
1	M	312	LEU
1	M	326	GLU
1	M	330	LEU
1	M	343	GLU
1	M	352	VAL
1	M	367	GLN
1	M	379	ASP
1	M	381	LEU
1	M	402	MET
1	M	409	THR
1	M	428	LYS
1	M	431	ARG
1	M	507	ILE
1	N	25	LEU
1	N	38	ILE
1	N	52	ASN
1	N	57	ILE
1	N	58	LEU

Continued on next page...

Continued from previous page...

Mol	Chain	Res	Type
1	N	64	ASP
1	N	74	MET
1	N	80	ASP
1	N	98	ARG
1	N	106	LYS
1	N	108	ILE
1	N	129	LEU
1	N	146	LEU
1	N	152	THR
1	N	159	LEU
1	N	167	THR
1	N	176	ARG
1	N	178	LYS
1	N	182	ASN
1	N	183	LEU
1	N	198	ASP
1	N	201	LEU
1	N	202	ASP
1	N	211	ILE
1	N	215	GLN
1	N	225	LEU
1	N	280	ARG
1	N	310	LEU
1	N	312	LEU
1	N	320	SER
1	N	325	PRO
1	N	326	GLU
1	N	327	LEU
1	N	352	VAL
1	N	356	GLU
1	N	377	LEU
1	N	386	GLN
1	N	401	GLU
1	N	402	MET
1	N	409	THR
1	N	418	LYS
1	N	431	ARG
1	N	458	GLU
1	N	469	GLU
1	N	489	GLN
1	N	496	GLU
1	N	504	VAL

Continued on next page...

Continued from previous page...

Mol	Chain	Res	Type
1	N	508	ILE
1	N	513	ARG
1	O	9	GLU
1	O	38	ILE
1	O	44	ARG
1	O	48	LEU
1	O	57	ILE
1	O	58	LEU
1	O	74	MET
1	O	81	GLU
1	O	96	LEU
1	O	98	ARG
1	O	122	LYS
1	O	129	LEU
1	O	135	HIS
1	O	137	SER
1	O	139	GLU
1	O	146	LEU
1	O	152	THR
1	O	159	LEU
1	O	177	LEU
1	O	183	LEU
1	O	184	GLU
1	O	190	LYS
1	O	203	GLU
1	O	207	LEU
1	O	211	ILE
1	O	215	GLN
1	O	225	LEU
1	O	243	VAL
1	O	248	THR
1	O	260	GLU
1	O	280	ARG
1	O	312	LEU
1	O	317	GLU
1	O	320	SER
1	O	326	GLU
1	O	330	LEU
1	O	334	LYS
1	O	346	LEU
1	O	352	VAL
1	O	367	GLN

Continued on next page...

Continued from previous page...

Mol	Chain	Res	Type
1	O	375	ARG
1	O	401	GLU
1	O	402	MET
1	O	409	THR
1	O	414	ARG
1	O	418	LYS
1	O	419	GLU
1	O	431	ARG
1	O	432	MET
1	O	433	LEU
1	O	478	LEU
1	O	496	GLU
1	O	508	ILE
1	O	512	PRO
1	P	10	THR
1	P	35	MET
1	P	38	ILE
1	P	40	LEU
1	P	57	ILE
1	P	96	LEU
1	P	98	ARG
1	P	111	GLN
1	P	137	SER
1	P	139	GLU
1	P	144	GLN
1	P	146	LEU
1	P	159	LEU
1	P	166	PHE
1	P	167	THR
1	P	178	LYS
1	P	190	LYS
1	P	203	GLU
1	P	207	LEU
1	P	211	ILE
1	P	223	LYS
1	P	225	LEU
1	P	259	LYS
1	P	269	ILE
1	P	280	ARG
1	P	312	LEU
1	P	330	LEU
1	P	362	LEU

Continued on next page...

Continued from previous page...

Mol	Chain	Res	Type
1	P	375	ARG
1	P	381	LEU
1	P	383	VAL
1	P	401	GLU
1	P	402	MET
1	P	431	ARG
1	P	458	GLU
1	P	500	VAL
1	P	501	ILE
1	P	507	ILE

Sometimes sidechains can be flipped to improve hydrogen bonding and reduce clashes. All (117) such sidechains are listed below:

Mol	Chain	Res	Type
1	A	109	HIS
1	A	126	GLN
1	A	144	GLN
1	A	165	HIS
1	A	368	GLN
1	A	386	GLN
1	A	410	GLN
1	A	451	GLN
1	A	485	GLN
1	B	109	HIS
1	B	126	GLN
1	B	410	GLN
1	B	451	GLN
1	C	182	ASN
1	C	386	GLN
1	C	410	GLN
1	C	451	GLN
1	D	348	HIS
1	D	368	GLN
1	D	410	GLN
1	D	451	GLN
1	D	485	GLN
1	E	109	HIS
1	E	348	HIS
1	E	368	GLN
1	E	378	HIS
1	E	410	GLN
1	E	451	GLN

Continued on next page...

Continued from previous page...

Mol	Chain	Res	Type
1	E	489	GLN
1	E	506	ASN
1	F	65	ASN
1	F	109	HIS
1	F	130	ASN
1	F	221	ASN
1	F	386	GLN
1	F	410	GLN
1	F	451	GLN
1	F	489	GLN
1	G	109	HIS
1	G	130	ASN
1	G	182	ASN
1	G	368	GLN
1	G	451	GLN
1	G	485	GLN
1	G	489	GLN
1	H	161	HIS
1	H	367	GLN
1	H	368	GLN
1	H	386	GLN
1	H	410	GLN
1	H	451	GLN
1	I	52	ASN
1	I	148	ASN
1	I	378	HIS
1	I	386	GLN
1	I	485	GLN
1	I	489	GLN
1	J	161	HIS
1	J	368	GLN
1	J	386	GLN
1	J	410	GLN
1	J	440	ASN
1	J	451	GLN
1	J	485	GLN
1	J	489	GLN
1	J	506	ASN
1	K	52	ASN
1	K	78	GLN
1	K	130	ASN
1	K	161	HIS

Continued on next page...

Continued from previous page...

Mol	Chain	Res	Type
1	K	348	HIS
1	K	386	GLN
1	K	410	GLN
1	K	451	GLN
1	K	485	GLN
1	L	78	GLN
1	L	182	ASN
1	L	367	GLN
1	L	368	GLN
1	L	410	GLN
1	L	451	GLN
1	L	489	GLN
1	M	111	GLN
1	M	182	ASN
1	M	410	GLN
1	M	451	GLN
1	M	485	GLN
1	N	52	ASN
1	N	111	GLN
1	N	126	GLN
1	N	130	ASN
1	N	161	HIS
1	N	182	ASN
1	N	281	GLN
1	N	386	GLN
1	N	410	GLN
1	N	451	GLN
1	N	489	GLN
1	N	506	ASN
1	O	109	HIS
1	O	161	HIS
1	O	182	ASN
1	O	348	HIS
1	O	368	GLN
1	O	386	GLN
1	O	410	GLN
1	O	451	GLN
1	O	485	GLN
1	P	126	GLN
1	P	130	ASN
1	P	144	GLN
1	P	148	ASN

Continued on next page...

Continued from previous page...

Mol	Chain	Res	Type
1	P	182	ASN
1	P	386	GLN
1	P	410	GLN
1	P	451	GLN
1	P	485	GLN

5.3.3 RNA [i](#)

There are no RNA molecules in this entry.

5.4 Non-standard residues in protein, DNA, RNA chains [i](#)

There are no non-standard protein/DNA/RNA residues in this entry.

5.5 Carbohydrates [i](#)

There are no monosaccharides in this entry.

5.6 Ligand geometry [i](#)

There are no ligands in this entry.

5.7 Other polymers [i](#)

There are no such residues in this entry.

5.8 Polymer linkage issues [i](#)

There are no chain breaks in this entry.

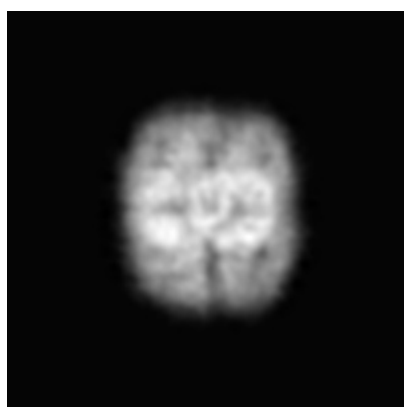
6 Map visualisation [i](#)

This section contains visualisations of the EMDB entry EMD-1963. These allow visual inspection of the internal detail of the map and identification of artifacts.

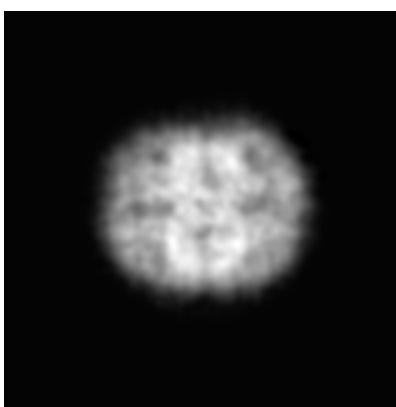
No raw map or half-maps were deposited for this entry and therefore no images, graphs, etc. pertaining to the raw map can be shown.

6.1 Orthogonal projections [i](#)


6.1.1 Primary map



X



Y

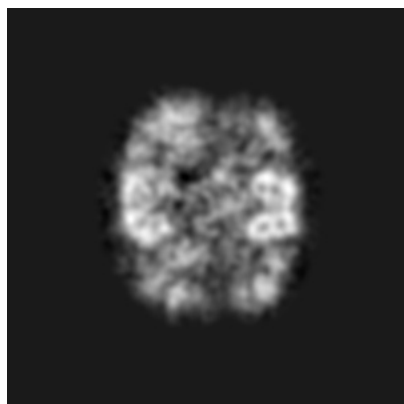


Z

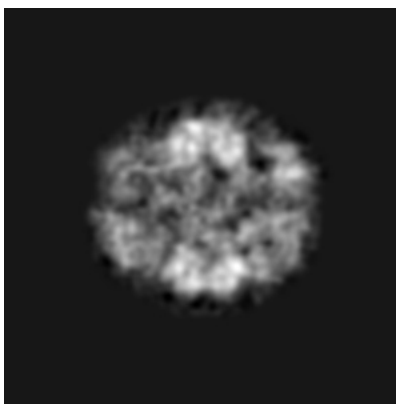
The images above show the map projected in three orthogonal directions.

6.2 Central slices [i](#)

6.2.1 Primary map



X Index: 72



Y Index: 72

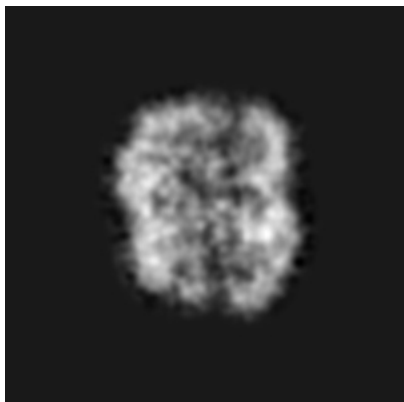


Z Index: 72

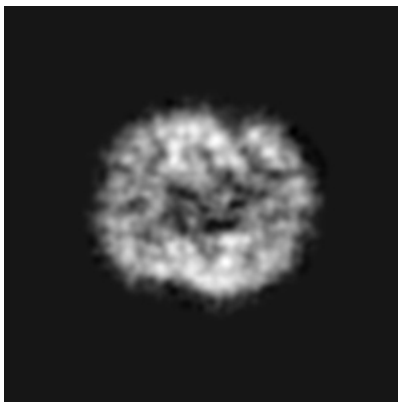
The images above show central slices of the map in three orthogonal directions.

6.3 Largest variance slices [i](#)


6.3.1 Primary map



X Index: 80



Y Index: 67



Z Index: 67

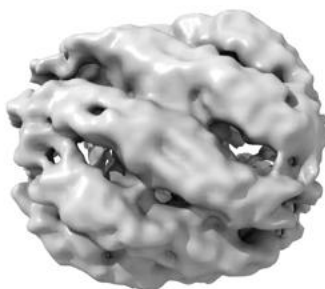
The images above show the largest variance slices of the map in three orthogonal directions.

6.4 Orthogonal surface views [i](#)

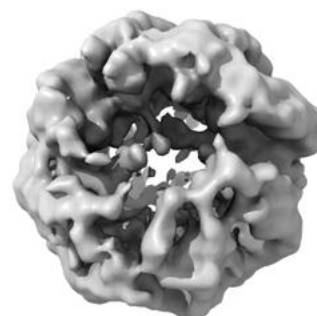
6.4.1 Primary map



X



Y



Z

The images above show the 3D surface view of the map at the recommended contour level 1.08. These images, in conjunction with the slice images, may facilitate assessment of whether an appropriate contour level has been provided.

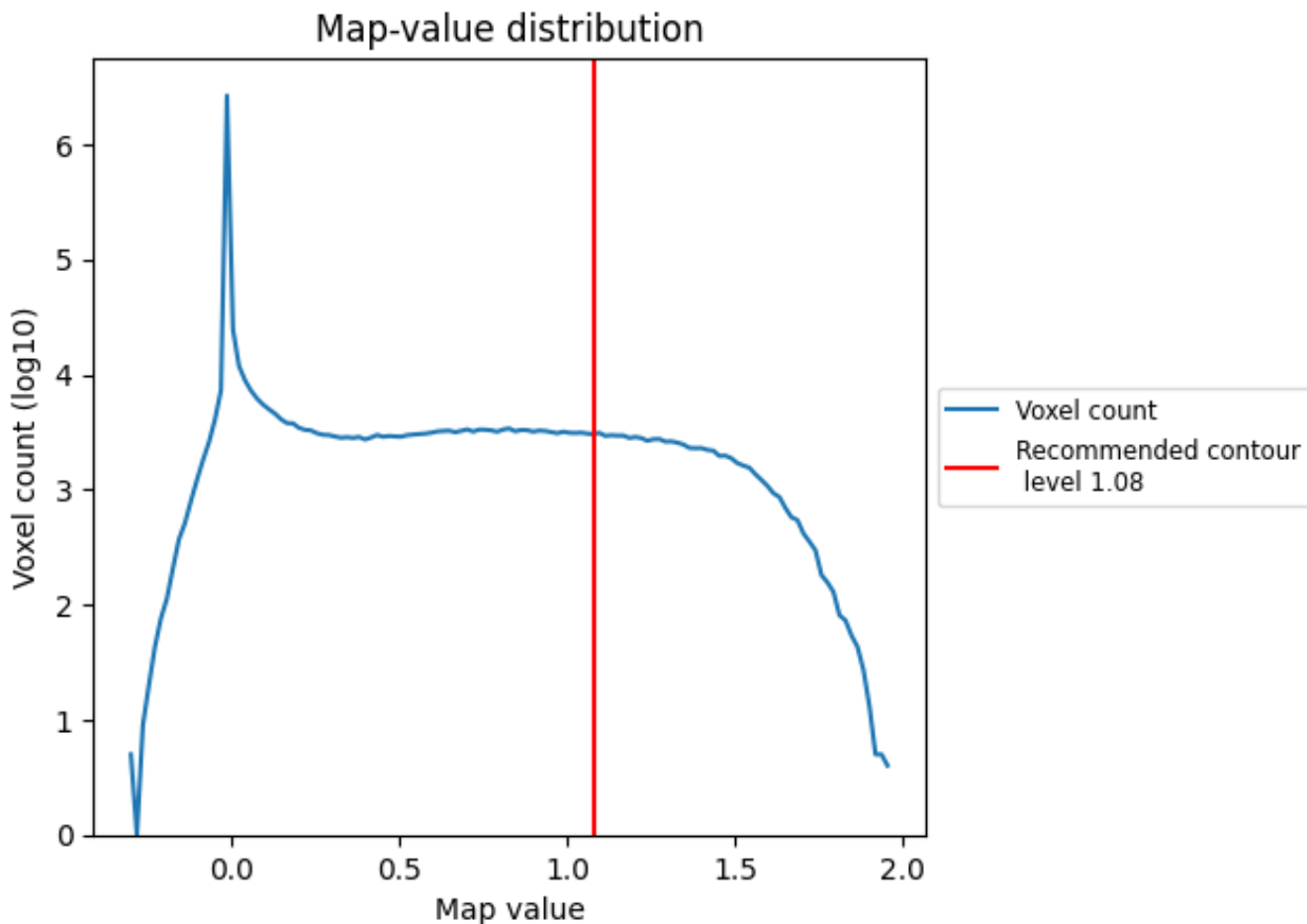
6.5 Mask visualisation

This section was not generated. No masks/segmentation were deposited.

7 Map analysis [i](#)

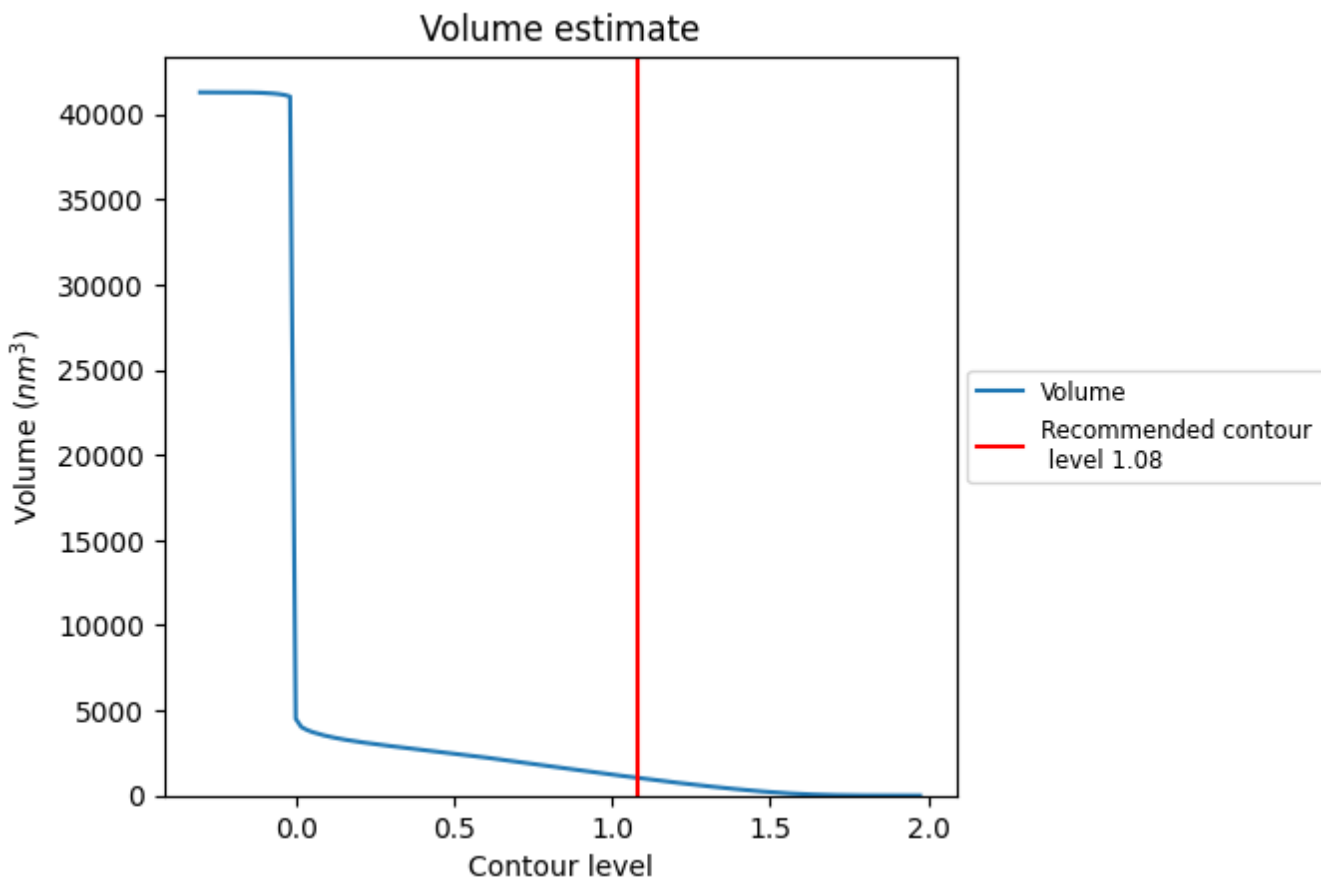
This section contains the results of statistical analysis of the map.

7.1 Map-value distribution [i](#)



The map-value distribution is plotted in 128 intervals along the x-axis. The y-axis is logarithmic. A spike in this graph at zero usually indicates that the volume has been masked.

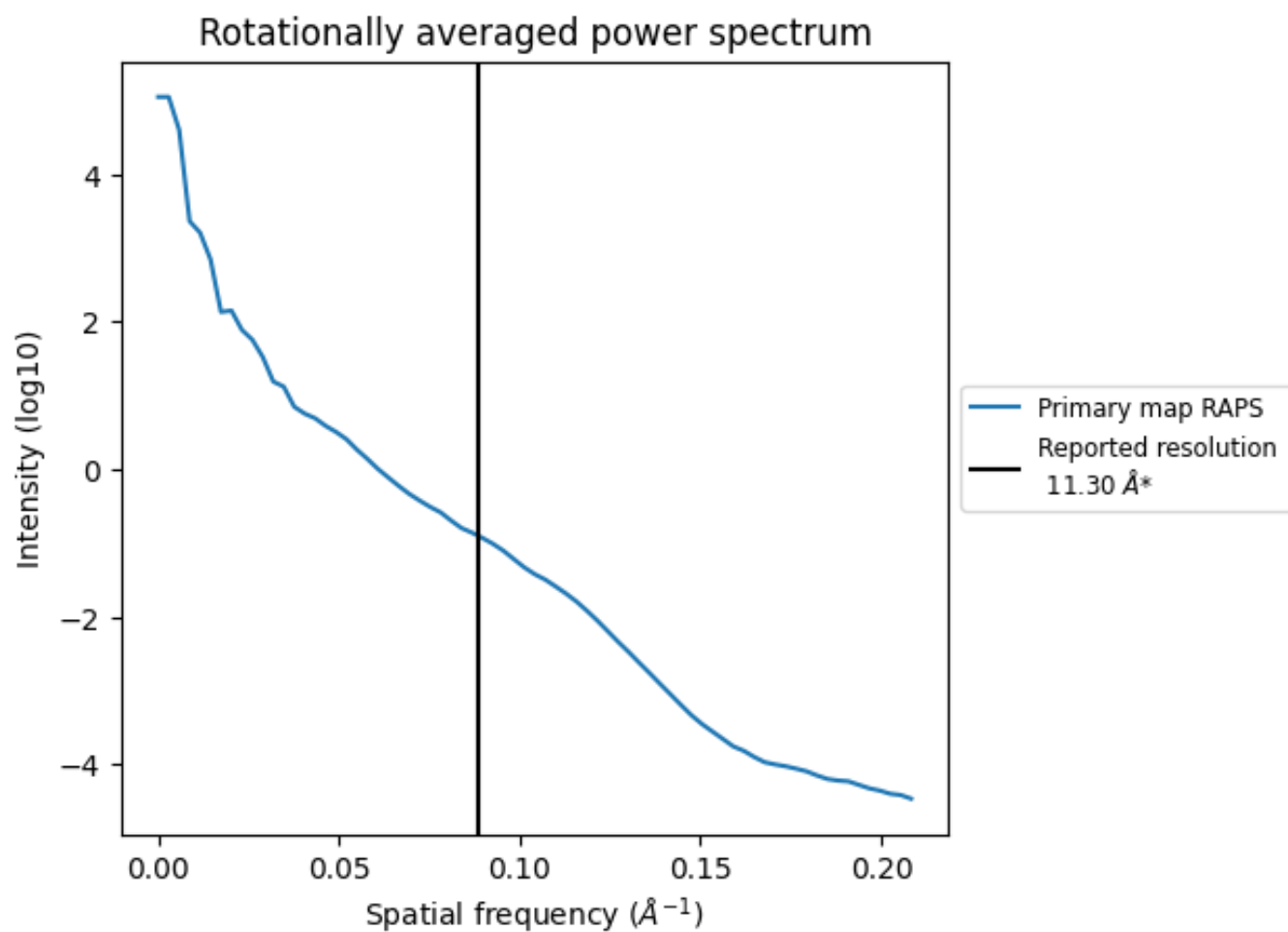
7.2 Volume estimate [i](#)



The volume at the recommended contour level is 1044 nm^3 ; this corresponds to an approximate mass of 943 kDa.

The volume estimate graph shows how the enclosed volume varies with the contour level. The recommended contour level is shown as a vertical line and the intersection between the line and the curve gives the volume of the enclosed surface at the given level.

7.3 Rotationally averaged power spectrum [i](#)



*Reported resolution corresponds to spatial frequency of 0.088 Å⁻¹

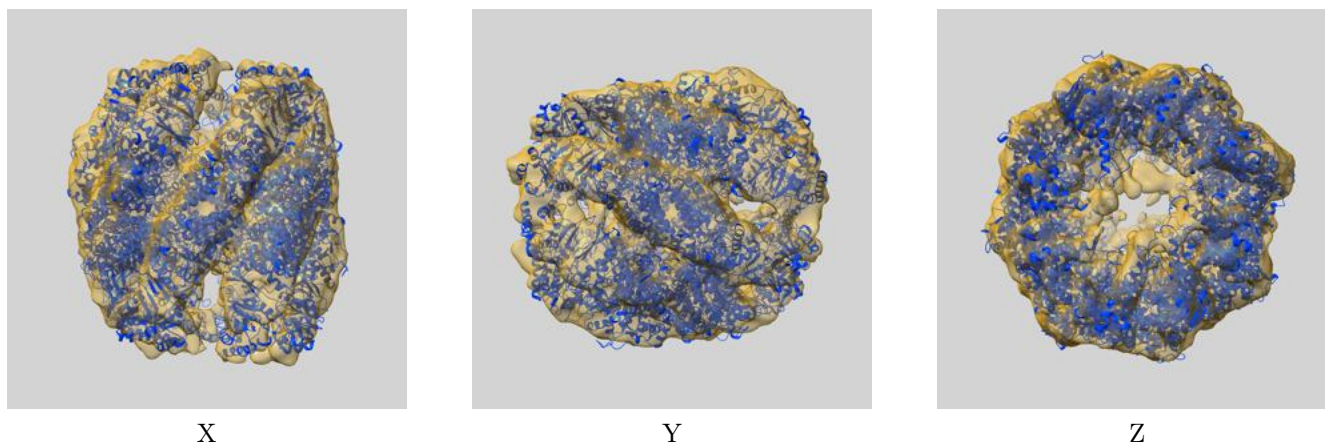
8 Fourier-Shell correlation

This section was not generated. No FSC curve or half-maps provided.

9 Map-model fit [i](#)

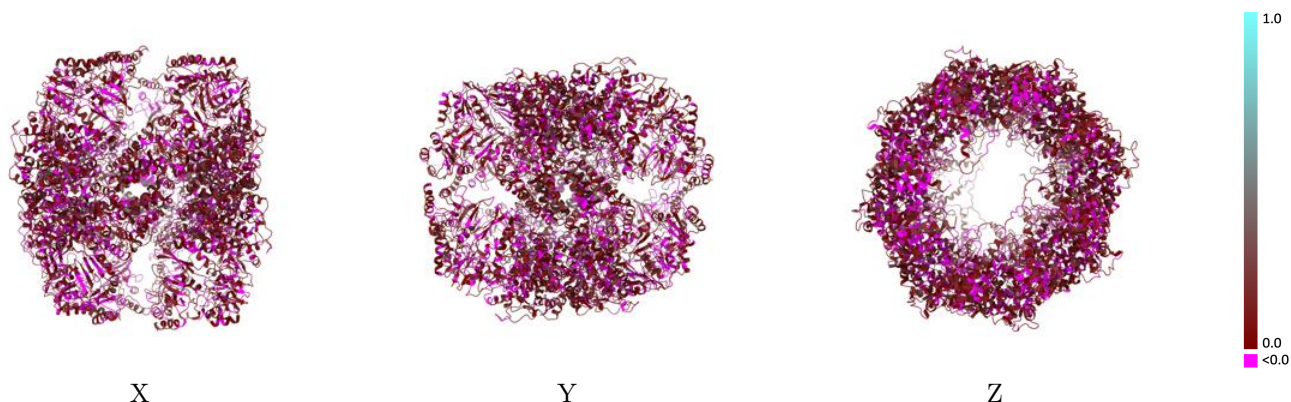
This section contains information regarding the fit between EMDB map EMD-1963 and PDB model 4A13. Per-residue inclusion information can be found in section 3 on page 5.

9.1 Map-model overlay [i](#)



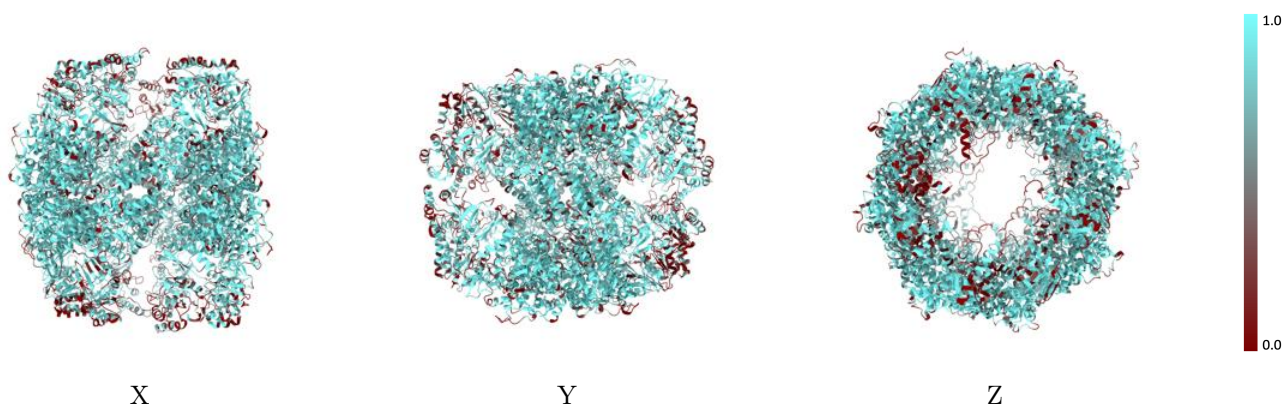
The images above show the 3D surface view of the map at the recommended contour level 1.08 at 50% transparency in yellow overlaid with a ribbon representation of the model coloured in blue. These images allow for the visual assessment of the quality of fit between the atomic model and the map.

9.2 Q-score mapped to coordinate model [\(i\)](#)



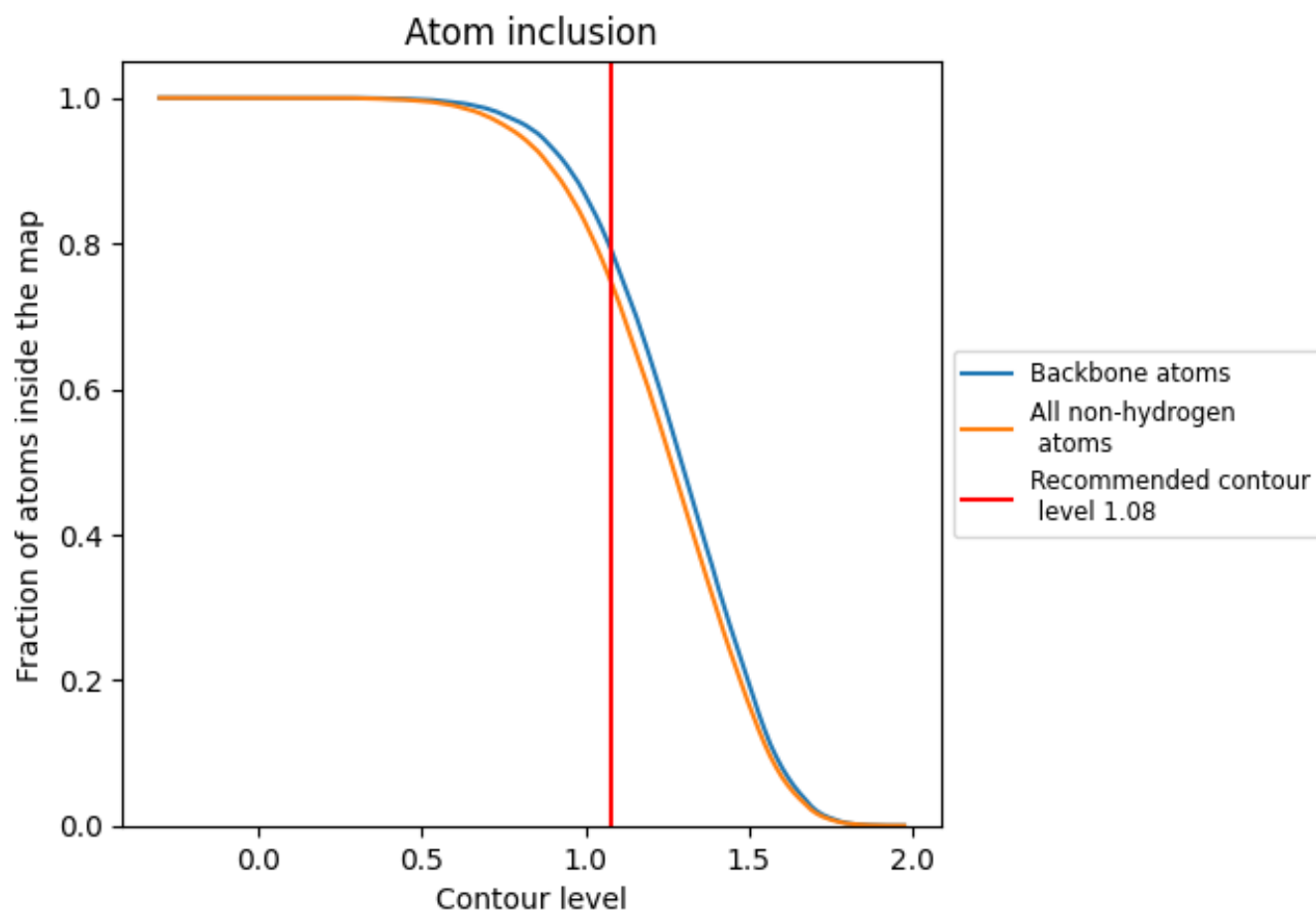
The images above show the model with each residue coloured according to its Q-score. This shows their resolvability in the map with higher Q-score values reflecting better resolvability. Please note: Q-score is calculating the resolvability of atoms, and thus high values are only expected at resolutions at which atoms can be resolved. Low Q-score values may therefore be expected for many entries.

9.3 Atom inclusion mapped to coordinate model [\(i\)](#)



The images above show the model with each residue coloured according to its atom inclusion. This shows to what extent they are inside the map at the recommended contour level (1.08).



































9.4 Atom inclusion [i](#)



At the recommended contour level, 79% of all backbone atoms, 75% of all non-hydrogen atoms, are inside the map.

9.5 Map-model fit summary

The table lists the average atom inclusion at the recommended contour level (1.08) and Q-score for the entire model and for each chain.

Chain	Atom inclusion	Q-score
All	 0.7453	 0.0700
A	 0.7547	 0.0690
B	 0.7024	 0.0610
C	 0.7316	 0.0720
D	 0.7710	 0.0840
E	 0.7332	 0.0800
F	 0.7763	 0.0690
G	 0.6690	 0.0630
H	 0.7575	 0.0770
I	 0.7487	 0.0710
J	 0.7661	 0.0820
K	 0.7187	 0.0790
L	 0.7637	 0.0530
M	 0.7832	 0.0650
N	 0.7643	 0.0670
O	 0.7816	 0.0750
P	 0.6988	 0.0550

