



Full wwPDB X-ray Structure Validation Report ⓘ

Oct 22, 2023 – 03:45 AM EDT

PDB ID : 3A0H
Title : Crystal structure of I-substituted Photosystem II complex
Authors : Kawakami, K.; Umena, Y.; Kamiya, N.; Shen, J.-R.
Deposited on : 2009-03-17
Resolution : 4.00 Å(reported)

This is a Full wwPDB X-ray Structure Validation Report for a publicly released PDB entry.

We welcome your comments at validation@mail.wwpdb.org

A user guide is available at

<https://www.wwpdb.org/validation/2017/XrayValidationReportHelp>

with specific help available everywhere you see the ⓘ symbol.

The types of validation reports are described at

<http://www.wwpdb.org/validation/2017/FAQs#types>.

The following versions of software and data (see [references ⓘ](#)) were used in the production of this report:

MolProbity : 4.02b-467
Mogul : 1.8.5 (274361), CSD as541be (2020)
Xtriage (Phenix) : 1.13
EDS : 2.36
buster-report : 1.1.7 (2018)
Percentile statistics : 20191225.v01 (using entries in the PDB archive December 25th 2019)
Refmac : 5.8.0158
CCP4 : 7.0.044 (Gargrove)
Ideal geometry (proteins) : Engh & Huber (2001)
Ideal geometry (DNA, RNA) : Parkinson et al. (1996)
Validation Pipeline (wwPDB-VP) : 2.36

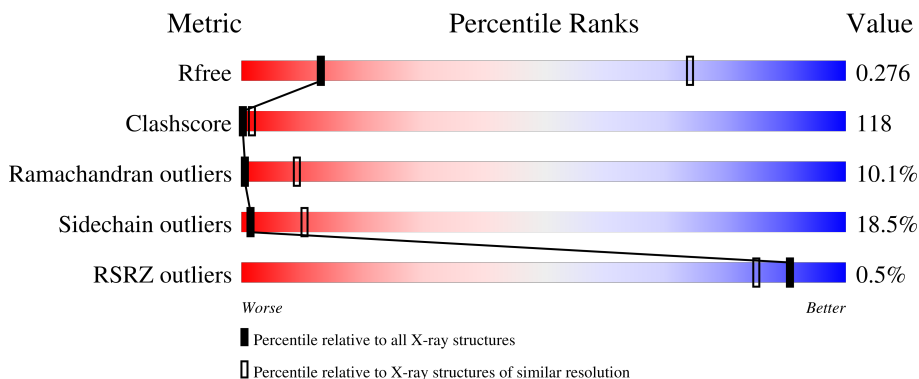
1 Overall quality at a glance

The following experimental techniques were used to determine the structure:

X-RAY DIFFRACTION


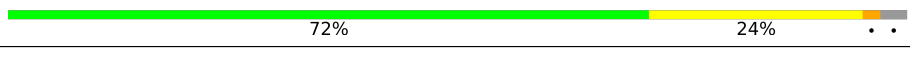
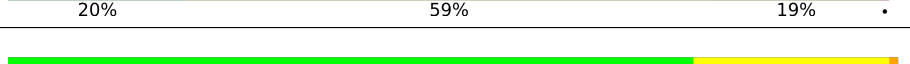
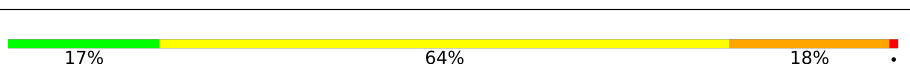

The reported resolution of this entry is 4.00 Å.

Percentile scores (ranging between 0-100) for global validation metrics of the entry are shown in the following graphic. The table shows the number of entries on which the scores are based.




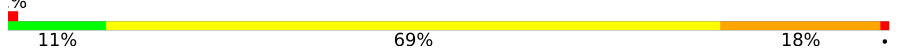

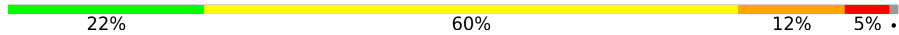

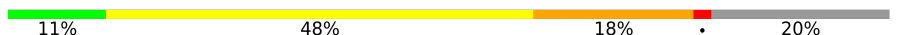

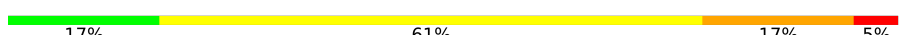

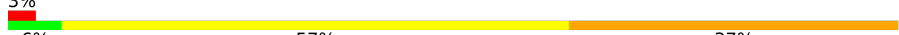









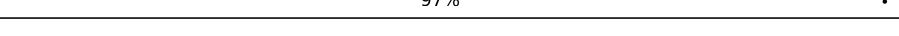
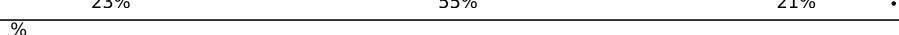

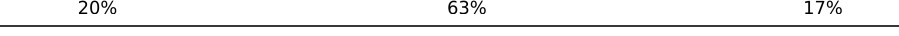


Metric	Whole archive (#Entries)	Similar resolution (#Entries, resolution range(Å))
R_{free}	130704	1087 (4.30-3.70)
Clashscore	141614	1148 (4.30-3.70)
Ramachandran outliers	138981	1108 (4.30-3.70)
Sidechain outliers	138945	1099 (4.30-3.70)
RSRZ outliers	127900	1028 (4.34-3.66)

The table below summarises the geometric issues observed across the polymeric chains and their fit to the electron density. The red, orange, yellow and green segments of the lower bar indicate the fraction of residues that contain outliers for ≥ 3 , 2, 1 and 0 types of geometric quality criteria respectively. A grey segment represents the fraction of residues that are not modelled. The numeric value for each fraction is indicated below the corresponding segment, with a dot representing fractions $\leq 5\%$. The upper red bar (where present) indicates the fraction of residues that have poor fit to the electron density. The numeric value is given above the bar.

Mol	Chain	Length	Quality of chain
1	A	344	
1	a	344	
2	B	488	
2	b	488	
3	C	447	





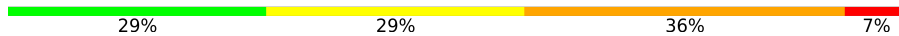


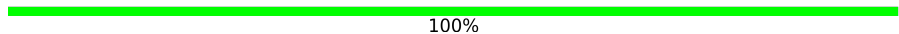
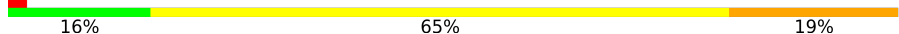

Continued on next page...

Continued from previous page...

Mol	Chain	Length	Quality of chain
3	c	447	 77% 22%
4	D	340	 11% 69% 18%
4	d	340	 79% 20%
5	E	83	 22% 60% 12% 5%
5	e	83	 4% 76% 18% 5%
6	F	44	 11% 48% 18% 20%
6	f	44	 5% 59% 18% 20%
7	H	64	 17% 61% 17% 5%
7	h	64	 2% 77% 19% 5%
8	I	35	 3% 6% 57% 37%
8	i	35	 60% 37%
9	J	40	 15% 50% 20% 15%
9	j	40	 65% 20% 15%
10	K	36	 14% 67% 19%
10	k	36	 67% 31%
11	L	37	 16% 70% 11% 1%
11	l	37	 3% 81% 16% 1%
12	M	36	 3% 19% 75% 6%
12	m	36	 97%
13	O	242	 23% 55% 21% 1%
13	o	242	 74% 25%
14	T	30	 20% 63% 17%
14	t	30	 83% 13%
15	U	98	 26% 58% 14% 1%
15	u	98	 84% 14%

Continued on next page...

Continued from previous page...

Mol	Chain	Length	Quality of chain
16	V	137	
16	v	137	
17	X	34	
17	x	34	
18	Y	28	
18	y	28	
19	N	23	
19	n	23	
20	Z	62	
20	z	62	

The following table lists non-polymeric compounds, carbohydrate monomers and non-standard residues in protein, DNA, RNA chains that are outliers for geometric or electron-density-fit criteria:

Mol	Type	Chain	Res	Chirality	Geometry	Clashes	Electron density
22	CLA	A	1003	X	-	X	-
22	CLA	A	1006	X	-	X	-
22	CLA	A	1007	X	-	X	X
22	CLA	B	1009	X	-	X	-
22	CLA	B	1010	X	-	X	-
22	CLA	B	1011	X	-	X	-
22	CLA	B	1012	X	-	X	-
22	CLA	B	1013	X	-	X	-
22	CLA	B	1014	X	-	X	-
22	CLA	B	1015	X	-	X	-
22	CLA	B	1016	X	-	X	-
22	CLA	B	1018	X	-	X	-
22	CLA	B	1019	X	-	X	-
22	CLA	B	1020	X	-	X	-
22	CLA	B	1021	X	-	X	-
22	CLA	B	1022	X	-	X	-
22	CLA	B	1023	X	-	X	-
22	CLA	B	1024	X	-	X	-
22	CLA	C	1025	X	-	X	-
22	CLA	C	1026	X	-	X	-

Continued on next page...

Continued from previous page...

Mol	Type	Chain	Res	Chirality	Geometry	Clashes	Electron density
22	CLA	C	1027	X	-	X	X
22	CLA	C	1028	X	-	X	-
22	CLA	C	1029	X	-	X	-
22	CLA	C	1030	X	-	X	-
22	CLA	C	1031	X	-	X	-
22	CLA	C	1032	X	-	X	-
22	CLA	C	1033	X	-	X	-
22	CLA	C	1035	X	-	X	-
22	CLA	C	1036	X	-	X	-
22	CLA	C	1037	X	-	X	X
22	CLA	D	1004	X	-	X	-
22	CLA	D	1005	X	-	X	-
22	CLA	D	1008	X	-	X	X
22	CLA	H	1017	X	-	X	-
22	CLA	K	1034	X	-	X	X
22	CLA	a	6003	X	-	-	-
22	CLA	a	6006	X	-	-	-
22	CLA	a	6007	X	-	-	X
22	CLA	b	6009	X	-	-	X
22	CLA	b	6010	X	-	-	-
22	CLA	b	6011	X	-	-	-
22	CLA	b	6012	X	-	-	-
22	CLA	b	6013	X	-	-	-
22	CLA	b	6014	X	-	-	X
22	CLA	b	6015	X	-	-	-
22	CLA	b	6016	X	-	-	-
22	CLA	b	6018	X	-	-	-
22	CLA	b	6019	X	-	-	-
22	CLA	b	6020	X	-	-	-
22	CLA	b	6021	X	-	-	-
22	CLA	b	6022	X	-	-	-
22	CLA	b	6023	X	-	-	-
22	CLA	b	6024	X	-	-	-
22	CLA	c	6025	X	-	-	-
22	CLA	c	6026	X	-	-	-
22	CLA	c	6027	X	-	-	X
22	CLA	c	6028	X	-	-	-
22	CLA	c	6029	X	-	-	-
22	CLA	c	6030	X	-	-	-
22	CLA	c	6031	X	-	-	X
22	CLA	c	6032	X	-	-	-
22	CLA	c	6033	X	-	-	-

Continued on next page...

Continued from previous page...

Mol	Type	Chain	Res	Chirality	Geometry	Clashes	Electron density
22	CLA	c	6035	X	-	-	X
22	CLA	c	6036	X	-	-	-
22	CLA	c	6037	X	-	-	X
22	CLA	d	6004	X	-	-	-
22	CLA	d	6005	X	-	-	-
22	CLA	d	6008	X	-	-	X
22	CLA	h	6017	X	-	-	X
22	CLA	k	6034	X	-	-	X
23	PHO	A	1038	X	-	X	-
23	PHO	D	1039	X	-	X	-
23	PHO	a	6038	X	-	-	-
23	PHO	d	6039	X	-	-	-
24	PQ9	A	1043	-	-	X	X
24	PQ9	D	1042	-	-	X	-
24	PQ9	d	6042	-	-	-	X
25	BCR	A	1044	-	-	X	X
25	BCR	B	1045	-	-	X	X
25	BCR	B	1047	-	-	X	-
25	BCR	B	1048	-	-	X	X
25	BCR	C	1052	-	-	X	-
25	BCR	C	1054	-	-	X	X
25	BCR	D	1050	-	-	X	X
25	BCR	H	1049	-	-	X	-
25	BCR	K	1051	-	-	X	X
25	BCR	T	6046	-	-	X	X
25	BCR	T	6048	-	-	-	X
25	BCR	Z	1053	-	-	-	X
25	BCR	a	6044	-	-	-	X
25	BCR	b	6045	-	-	-	X
25	BCR	b	6047	-	-	-	X
25	BCR	c	6054	-	-	-	X
25	BCR	d	6050	-	-	-	X
25	BCR	h	6049	-	-	-	X
25	BCR	k	6051	-	-	-	X
25	BCR	k	6052	-	-	-	X
25	BCR	t	1046	-	-	-	X
25	BCR	z	6053	-	-	-	X
26	LHG	A	1063	-	-	X	X
26	LHG	a	6063	-	-	-	X
27	IOD	B	1067	-	-	X	X
27	IOD	D	1064	-	-	X	-
27	IOD	D	1068	-	-	X	X

Continued on next page...

Continued from previous page...

Mol	Type	Chain	Res	Chirality	Geometry	Clashes	Electron density
27	IOD	T	1066	-	-	X	-
27	IOD	d	6068	-	-	-	X
28	MGE	B	1060	-	-	X	X
28	MGE	D	1059	-	-	X	X
28	MGE	D	1062	-	-	X	-
28	MGE	L	1061	-	-	X	X
28	MGE	b	6060	-	-	-	X
28	MGE	d	6059	-	-	-	X
28	MGE	d	6062	-	-	-	X
29	DGD	B	1058	-	-	X	-
29	DGD	C	1055	-	-	X	-
29	DGD	C	1056	-	-	X	-
29	DGD	C	1057	-	-	X	-
29	DGD	c	6055	-	-	-	X
29	DGD	c	6056	-	-	-	X

2 Entry composition [i](#)

There are 31 unique types of molecules in this entry. The entry contains 48060 atoms, of which 0 are hydrogens and 0 are deuteriums.

In the tables below, the ZeroOcc column contains the number of atoms modelled with zero occupancy, the AltConf column contains the number of residues with at least one atom in alternate conformation and the Trace column contains the number of residues modelled with at most 2 atoms.

- Molecule 1 is a protein called Photosystem Q(B) protein.

Mol	Chain	Residues	Atoms					ZeroOcc	AltConf	Trace
			Total	C	N	O	S			
1	A	335	Total 2630	C 1720	N 435	O 460	S 15	0	0	0
1	a	335	Total 2630	C 1720	N 435	O 460	S 15	0	0	0

- Molecule 2 is a protein called Photosystem II core light harvesting protein.

Mol	Chain	Residues	Atoms					ZeroOcc	AltConf	Trace
			Total	C	N	O	S			
2	B	488	Total 3835	C 2518	N 638	O 666	S 13	0	0	0
2	b	488	Total 3835	C 2518	N 638	O 666	S 13	0	0	0

- Molecule 3 is a protein called Photosystem II CP43 protein.

Mol	Chain	Residues	Atoms					ZeroOcc	AltConf	Trace
			Total	C	N	O	S			
3	C	447	Total 3455	C 2264	N 576	O 602	S 13	0	0	0
3	c	447	Total 3455	C 2264	N 576	O 602	S 13	0	0	0

- Molecule 4 is a protein called Photosystem II D2 protein.

Mol	Chain	Residues	Atoms					ZeroOcc	AltConf	Trace
			Total	C	N	O	S			
4	D	340	Total 2706	C 1794	N 440	O 460	S 12	0	0	0
4	d	340	Total 2706	C 1794	N 440	O 460	S 12	0	0	0

- Molecule 5 is a protein called Cytochrome b559 subunit alpha.

Mol	Chain	Residues	Atoms				ZeroOcc	AltConf	Trace
5	E	82	Total	C	N	O	0	0	0
			666	434	108	124			
5	e	82	Total	C	N	O	0	0	0
			666	434	108	124			

- Molecule 6 is a protein called Cytochrome b559 subunit beta.

Mol	Chain	Residues	Atoms					ZeroOcc	AltConf	Trace
6	F	35	Total	C	N	O	S	0	0	0
			282	192	46	43	1			
6	f	35	Total	C	N	O	S	0	0	0
			282	192	46	43	1			

- Molecule 7 is a protein called Photosystem II reaction center protein H.

Mol	Chain	Residues	Atoms					ZeroOcc	AltConf	Trace
7	H	64	Total	C	N	O	S	0	0	0
			507	339	81	85	2			
7	h	64	Total	C	N	O	S	0	0	0
			507	339	81	85	2			

- Molecule 8 is a protein called Photosystem II reaction center protein I.

Mol	Chain	Residues	Atoms					ZeroOcc	AltConf	Trace
8	I	35	Total	C	N	O	S	0	0	0
			287	195	45	46	1			
8	i	35	Total	C	N	O	S	0	0	0
			287	195	45	46	1			

- Molecule 9 is a protein called Photosystem II reaction center protein J.

Mol	Chain	Residues	Atoms					ZeroOcc	AltConf	Trace
9	J	34	Total	C	N	O	S	0	0	0
			249	170	38	40	1			
9	j	34	Total	C	N	O	S	0	0	0
			249	170	38	40	1			

- Molecule 10 is a protein called Photosystem II reaction center protein K.

Mol	Chain	Residues	Atoms				ZeroOcc	AltConf	Trace
10	K	36	Total	C	N	O	0	0	0
			278	195	38	45			

Continued on next page...

Continued from previous page...

Mol	Chain	Residues	Atoms				ZeroOcc	AltConf	Trace
			Total	C	N	O			
10	k	36	278	195	38	45	0	0	0

- Molecule 11 is a protein called Photosystem II reaction center protein L.

Mol	Chain	Residues	Atoms					ZeroOcc	AltConf	Trace
			Total	C	N	O	S			
11	L	37	304	202	48	53	1	0	0	0
11	l	37	304	202	48	53	1	0	0	0

- Molecule 12 is a protein called Photosystem II reaction center protein M.

Mol	Chain	Residues	Atoms					ZeroOcc	AltConf	Trace
			Total	C	N	O	S			
12	M	36	283	187	42	53	1	0	0	0
12	m	36	283	187	42	53	1	0	0	0

- Molecule 13 is a protein called Photosystem II manganese-stabilizing polypeptide.

Mol	Chain	Residues	Atoms					ZeroOcc	AltConf	Trace
			Total	C	N	O	S			
13	O	242	1860	1162	314	380	4	0	0	0
13	o	242	1860	1162	314	380	4	0	0	0

- Molecule 14 is a protein called Photosystem II reaction center protein T.

Mol	Chain	Residues	Atoms					ZeroOcc	AltConf	Trace
			Total	C	N	O	S			
14	T	30	257	180	36	39	2	0	0	0
14	t	30	257	180	36	39	2	0	0	0

- Molecule 15 is a protein called Photosystem II 12 kDa extrinsic protein.

Mol	Chain	Residues	Atoms			ZeroOcc	AltConf	Trace	
			Total	C	N				O
15	U	98	783	496	130	157	0	0	0
15	u	98	783	496	130	157	0	0	0

- Molecule 16 is a protein called Cytochrome c-550.

Mol	Chain	Residues	Atoms					ZeroOcc	AltConf	Trace
16	V	137	Total	C	N	O	S	0	0	0
			1064	675	177	208	4			
16	v	137	Total	C	N	O	S	0	0	0
			1064	675	177	208	4			

- Molecule 17 is a protein called Photosystem II reaction center protein X.

Mol	Chain	Residues	Atoms				ZeroOcc	AltConf	Trace
17	X	34	Total	C	N	O	0	0	0
			246	166	36	44			
17	x	34	Total	C	N	O	0	0	0
			246	166	36	44			

- Molecule 18 is a protein called Photosystem II reaction center protein ycf12.

Mol	Chain	Residues	Atoms					ZeroOcc	AltConf	Trace
18	Y	28	Total	C	N	O	S	0	0	0
			208	137	36	32	3			
18	y	28	Total	C	N	O	S	0	0	0
			208	137	36	32	3			

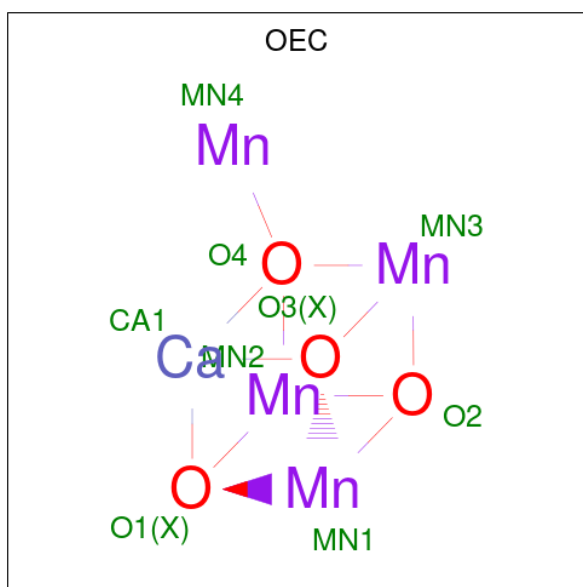
- Molecule 19 is a protein called Photosystem II reaction center protein Y.

Mol	Chain	Residues	Atoms				ZeroOcc	AltConf	Trace
19	N	23	Total	C	N	O	0	0	0
			116	69	23	24			
19	n	23	Total	C	N	O	0	0	0
			116	69	23	24			

- Molecule 20 is a protein called Photosystem II reaction center protein Z.

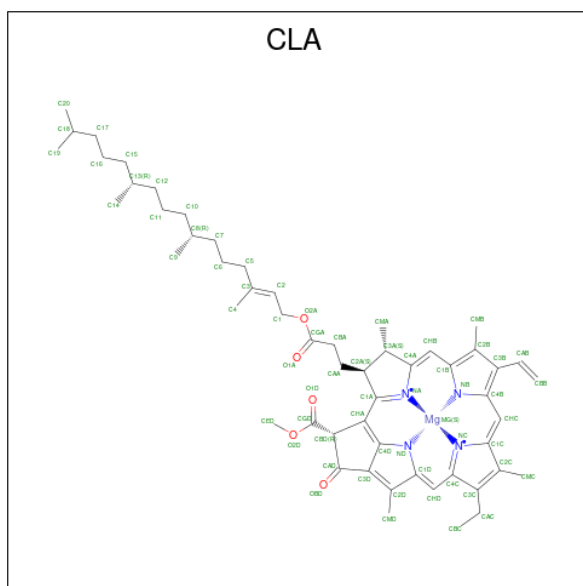
Mol	Chain	Residues	Atoms					ZeroOcc	AltConf	Trace
20	Z	62	Total	C	N	O	S	0	0	0
			479	328	72	77	2			
20	z	62	Total	C	N	O	S	0	0	0
			479	328	72	77	2			

- Molecule 21 is OXYGEN EVOLVING SYSTEM (three-letter code: OEC) (formula: CaMn_4O_4).



Mol	Chain	Residues	Atoms			ZeroOcc	AltConf
21	A	1	Total	Ca	Mn	0	0
			5	1	4		
21	a	1	Total	Ca	Mn	0	0
			5	1	4		

- Molecule 22 is CHLOROPHYLL A (three-letter code: CLA) (formula: $C_{55}H_{72}MgN_4O_5$).



Mol	Chain	Residues	Atoms				ZeroOcc	AltConf	
22	A	1	Total	C	Mg	N	O	0	0
			65	55	1	4	5		
22	A	1	Total	C	Mg	N	O	0	0
			65	55	1	4	5		

Continued on next page...

Continued from previous page...

Mol	Chain	Residues	Atoms					ZeroOcc	AltConf
22	A	1	Total	C	Mg	N	O	0	0
			65	55	1	4	5		
22	B	1	Total	C	Mg	N	O	0	0
			65	55	1	4	5		
22	B	1	Total	C	Mg	N	O	0	0
			65	55	1	4	5		
22	B	1	Total	C	Mg	N	O	0	0
			65	55	1	4	5		
22	B	1	Total	C	Mg	N	O	0	0
			65	55	1	4	5		
22	B	1	Total	C	Mg	N	O	0	0
			65	55	1	4	5		
22	B	1	Total	C	Mg	N	O	0	0
			65	55	1	4	5		
22	B	1	Total	C	Mg	N	O	0	0
			65	55	1	4	5		
22	B	1	Total	C	Mg	N	O	0	0
			65	55	1	4	5		
22	B	1	Total	C	Mg	N	O	0	0
			65	55	1	4	5		
22	B	1	Total	C	Mg	N	O	0	0
			65	55	1	4	5		
22	B	1	Total	C	Mg	N	O	0	0
			65	55	1	4	5		
22	B	1	Total	C	Mg	N	O	0	0
			65	55	1	4	5		
22	C	1	Total	C	Mg	N	O	0	0
			65	55	1	4	5		
22	C	1	Total	C	Mg	N	O	0	0
			65	55	1	4	5		
22	C	1	Total	C	Mg	N	O	0	0
			65	55	1	4	5		
22	C	1	Total	C	Mg	N	O	0	0
			65	55	1	4	5		
22	C	1	Total	C	Mg	N	O	0	0
			65	55	1	4	5		

Continued on next page...

Continued from previous page...

Mol	Chain	Residues	Atoms					ZeroOcc	AltConf
22	C	1	Total	C	Mg	N	O	0	0
			65	55	1	4	5		
22	C	1	Total	C	Mg	N	O	0	0
			65	55	1	4	5		
22	C	1	Total	C	Mg	N	O	0	0
			65	55	1	4	5		
22	C	1	Total	C	Mg	N	O	0	0
			65	55	1	4	5		
22	C	1	Total	C	Mg	N	O	0	0
			65	55	1	4	5		
22	C	1	Total	C	Mg	N	O	0	0
			65	55	1	4	5		
22	D	1	Total	C	Mg	N	O	0	0
			65	55	1	4	5		
22	D	1	Total	C	Mg	N	O	0	0
			65	55	1	4	5		
22	D	1	Total	C	Mg	N	O	0	0
			65	55	1	4	5		
22	H	1	Total	C	Mg	N	O	0	0
			65	55	1	4	5		
22	K	1	Total	C	Mg	N	O	0	0
			65	55	1	4	5		
22	a	1	Total	C	Mg	N	O	0	0
			65	55	1	4	5		
22	a	1	Total	C	Mg	N	O	0	0
			65	55	1	4	5		
22	a	1	Total	C	Mg	N	O	0	0
			65	55	1	4	5		
22	b	1	Total	C	Mg	N	O	0	0
			65	55	1	4	5		
22	b	1	Total	C	Mg	N	O	0	0
			65	55	1	4	5		
22	b	1	Total	C	Mg	N	O	0	0
			65	55	1	4	5		
22	b	1	Total	C	Mg	N	O	0	0
			65	55	1	4	5		
22	b	1	Total	C	Mg	N	O	0	0
			65	55	1	4	5		

Continued on next page...

Continued from previous page...

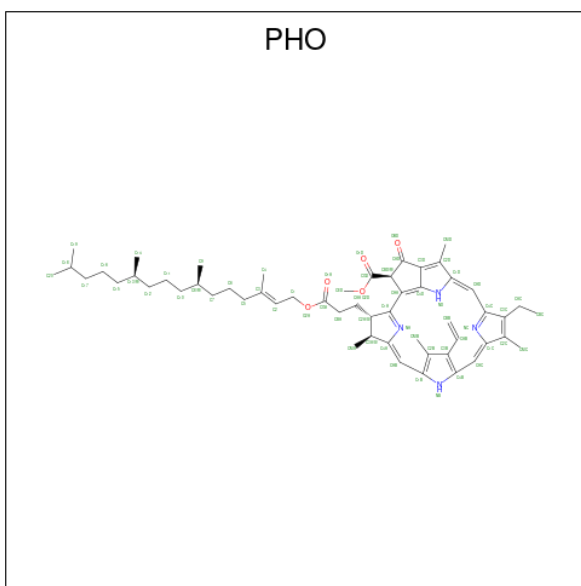
Mol	Chain	Residues	Atoms					ZeroOcc	AltConf
22	b	1	Total	C	Mg	N	O	0	0
			65	55	1	4	5		
22	b	1	Total	C	Mg	N	O	0	0
			65	55	1	4	5		
22	b	1	Total	C	Mg	N	O	0	0
			65	55	1	4	5		
22	b	1	Total	C	Mg	N	O	0	0
			65	55	1	4	5		
22	b	1	Total	C	Mg	N	O	0	0
			65	55	1	4	5		
22	b	1	Total	C	Mg	N	O	0	0
			65	55	1	4	5		
22	b	1	Total	C	Mg	N	O	0	0
			65	55	1	4	5		
22	c	1	Total	C	Mg	N	O	0	0
			65	55	1	4	5		
22	c	1	Total	C	Mg	N	O	0	0
			65	55	1	4	5		
22	c	1	Total	C	Mg	N	O	0	0
			65	55	1	4	5		
22	c	1	Total	C	Mg	N	O	0	0
			65	55	1	4	5		
22	c	1	Total	C	Mg	N	O	0	0
			65	55	1	4	5		
22	c	1	Total	C	Mg	N	O	0	0
			65	55	1	4	5		
22	c	1	Total	C	Mg	N	O	0	0
			65	55	1	4	5		
22	c	1	Total	C	Mg	N	O	0	0
			65	55	1	4	5		
22	c	1	Total	C	Mg	N	O	0	0
			65	55	1	4	5		

Continued on next page...

Continued from previous page...

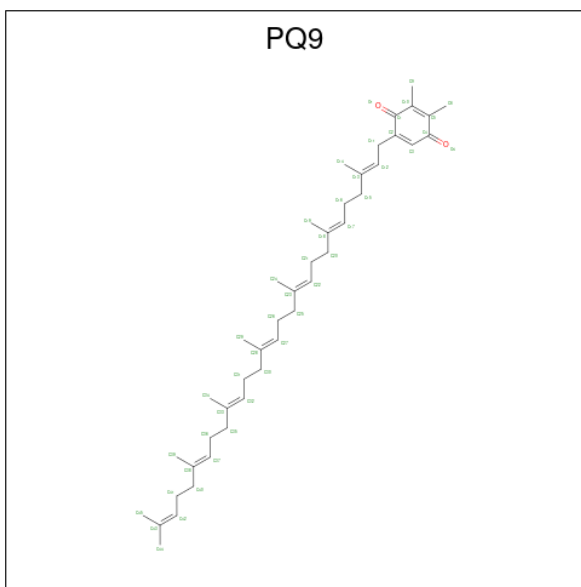
Mol	Chain	Residues	Atoms					ZeroOcc	AltConf
			Total	C	Mg	N	O		
22	d	1	Total 65	C 55	Mg 1	N 4	O 5	0	0
22	d	1	Total 65	C 55	Mg 1	N 4	O 5	0	0
22	d	1	Total 65	C 55	Mg 1	N 4	O 5	0	0
22	h	1	Total 65	C 55	Mg 1	N 4	O 5	0	0
22	k	1	Total 65	C 55	Mg 1	N 4	O 5	0	0

- Molecule 23 is PHEOPHYTIN A (three-letter code: PHO) (formula: $C_{55}H_{74}N_4O_5$).



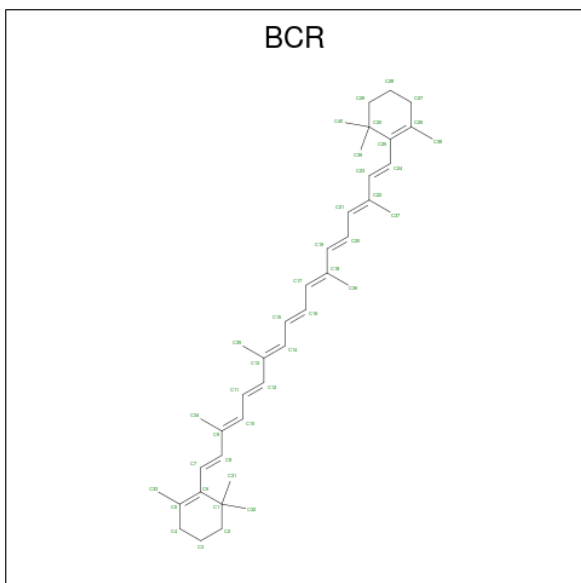
Mol	Chain	Residues	Atoms				ZeroOcc	AltConf
			Total	C	N	O		
23	A	1	Total 64	C 55	N 4	O 5	0	0
23	D	1	Total 64	C 55	N 4	O 5	0	0
23	a	1	Total 64	C 55	N 4	O 5	0	0
23	d	1	Total 64	C 55	N 4	O 5	0	0

- Molecule 24 is 5-[(2E,6E,10E,14E,18E,22E)-3,7,11,15,19,23,27-HEPTAMETHYLOCTACOSA-2,6,10,14,18,22,26-HEPTAENYL]-2,3-DIMETHYLBENZO-1,4-QUINONE (three-letter code: PQ9) (formula: $C_{43}H_{64}O_2$).



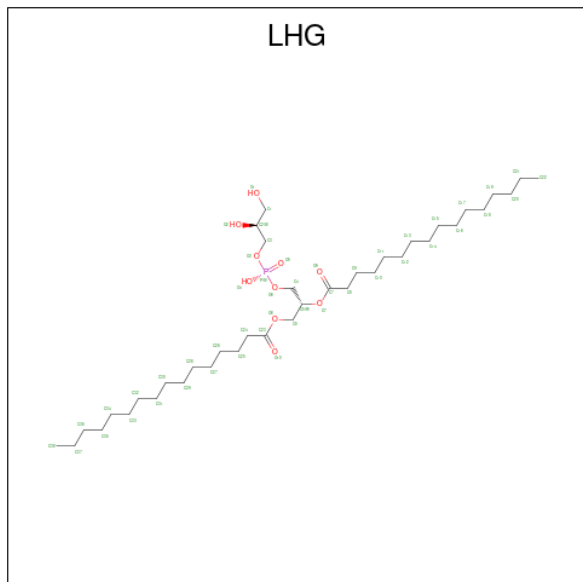
Mol	Chain	Residues	Atoms			ZeroOcc	AltConf
24	A	1	Total	C	O	0	0
			45	43	2		
24	D	1	Total	C	O	0	0
			45	43	2		
24	a	1	Total	C	O	0	0
			45	43	2		
24	d	1	Total	C	O	0	0
			45	43	2		

- Molecule 25 is BETA-CAROTENE (three-letter code: BCR) (formula: $C_{40}H_{56}$).



Mol	Chain	Residues	Atoms	ZeroOcc	AltConf
25	A	1	Total C 40 40	0	0
25	B	1	Total C 40 40	0	0
25	B	1	Total C 40 40	0	0
25	B	1	Total C 40 40	0	0
25	C	1	Total C 40 40	0	0
25	C	1	Total C 40 40	0	0
25	D	1	Total C 40 40	0	0
25	H	1	Total C 40 40	0	0
25	K	1	Total C 40 40	0	0
25	T	1	Total C 40 40	0	0
25	T	1	Total C 40 40	0	0
25	Z	1	Total C 40 40	0	0
25	a	1	Total C 40 40	0	0
25	b	1	Total C 40 40	0	0
25	b	1	Total C 40 40	0	0
25	c	1	Total C 40 40	0	0
25	d	1	Total C 40 40	0	0
25	h	1	Total C 40 40	0	0
25	k	1	Total C 40 40	0	0
25	k	1	Total C 40 40	0	0
25	t	1	Total C 40 40	0	0
25	z	1	Total C 40 40	0	0

- Molecule 26 is 1,2-DIPALMITOYL-PHOSPHATIDYL-GLYCEROLE (three-letter code: LHG) (formula: C₃₈H₇₅O₁₀P).

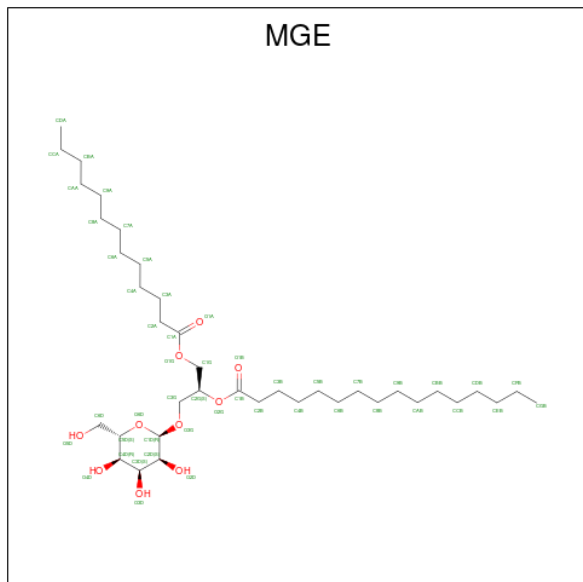


Mol	Chain	Residues	Atoms			ZeroOcc	AltConf	
			Total	C	O			P
26	A	1	49	38	10	1	0	0
26	a	1	49	38	10	1	0	0

- Molecule 27 is IODIDE ION (three-letter code: IOD) (formula: I).

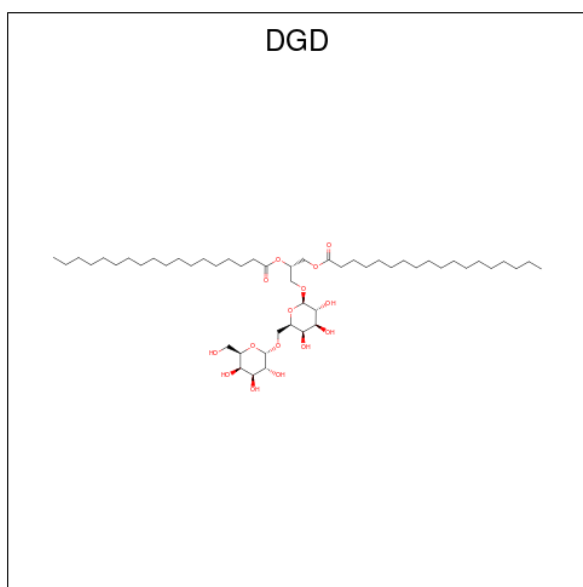
Mol	Chain	Residues	Atoms		ZeroOcc	AltConf
27	A	1	Total	I	0	0
			1	1		
27	B	1	Total	I	0	0
			1	1		
27	D	2	Total	I	0	0
			2	2		
27	T	1	Total	I	0	0
			1	1		
27	a	1	Total	I	0	0
			1	1		
27	b	1	Total	I	0	0
			1	1		
27	d	2	Total	I	0	0
			2	2		
27	t	1	Total	I	0	0
			1	1		

- Molecule 28 is (1S)-2-(ALPHA-L-ALLOPYRANOSYLOXY)-1-[(TRIDECANOYLOXY)METHYL]ETHYL PALMITATE (three-letter code: MGE) (formula: $C_{38}H_{72}O_{10}$).



Mol	Chain	Residues	Atoms			ZeroOcc	AltConf
			Total	C	O		
28	B	1	48	38	10	0	0
28	D	1	48	38	10	0	0
28	D	1	48	38	10	0	0
28	L	1	48	38	10	0	0
28	b	1	48	38	10	0	0
28	d	1	48	38	10	0	0
28	d	1	48	38	10	0	0
28	l	1	48	38	10	0	0

- Molecule 29 is DIGALACTOSYL DIACYL GLYCEROL (DGDG) (three-letter code: DGD) (formula: $C_{51}H_{96}O_{15}$).

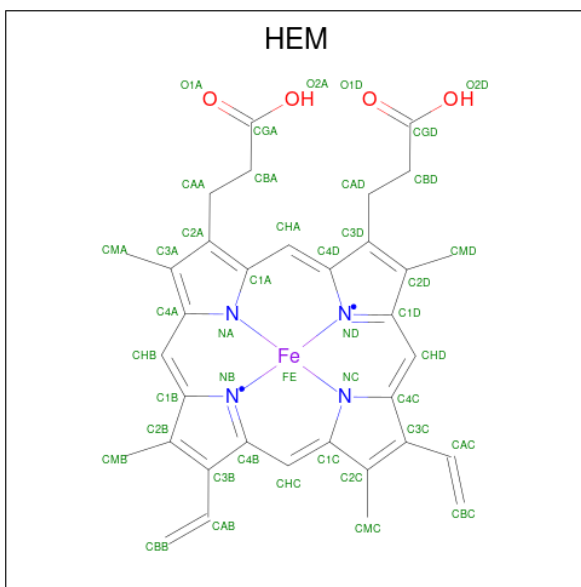


Mol	Chain	Residues	Atoms			ZeroOcc	AltConf
29	B	1	Total	C	O	0	0
			66	51	15		
29	C	1	Total	C	O	0	0
			66	51	15		
29	C	1	Total	C	O	0	0
			66	51	15		
29	C	1	Total	C	O	0	0
			66	51	15		
29	b	1	Total	C	O	0	0
			66	51	15		
29	c	1	Total	C	O	0	0
			66	51	15		
29	c	1	Total	C	O	0	0
			66	51	15		
29	c	1	Total	C	O	0	0
			66	51	15		

- Molecule 30 is FE (II) ION (three-letter code: FE2) (formula: Fe).

Mol	Chain	Residues	Atoms		ZeroOcc	AltConf
30	D	1	Total	Fe	0	0
			1	1		
30	a	1	Total	Fe	0	0
			1	1		

- Molecule 31 is PROTOPORPHYRIN IX CONTAINING FE (three-letter code: HEM) (formula: C₃₄H₃₂FeN₄O₄).

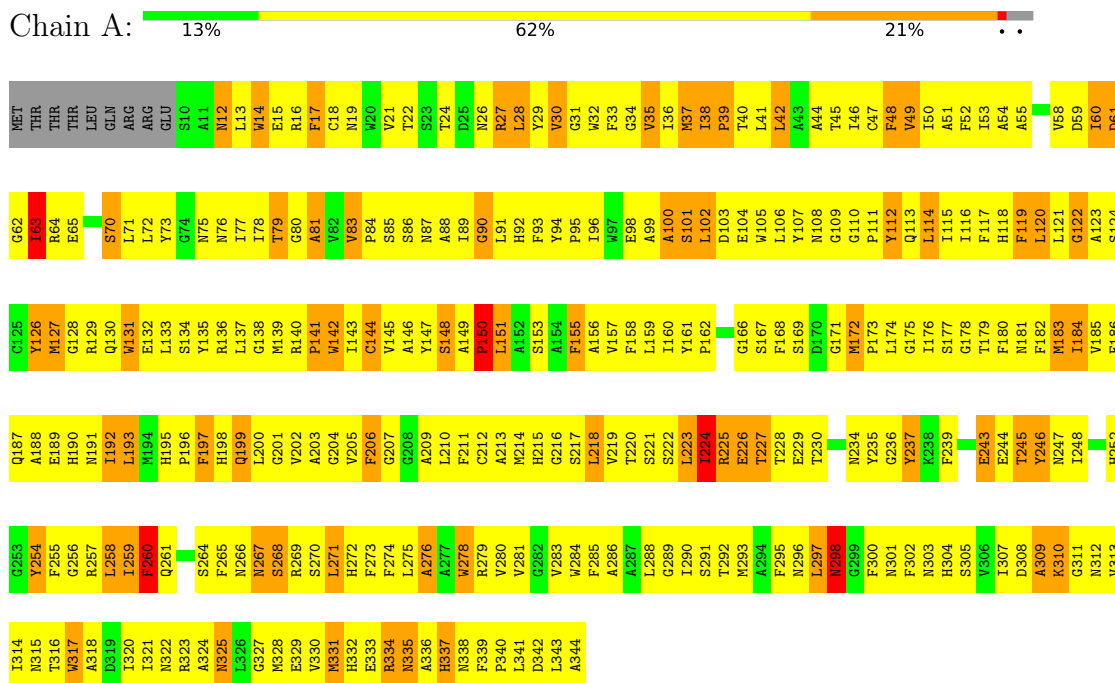


Mol	Chain	Residues	Atoms				ZeroOcc	AltConf	
			Total	C	Fe	N			O
31	F	1	43	34	1	4	4	0	0
31	V	1	43	34	1	4	4	0	0
31	f	1	43	34	1	4	4	0	0
31	v	1	43	34	1	4	4	0	0

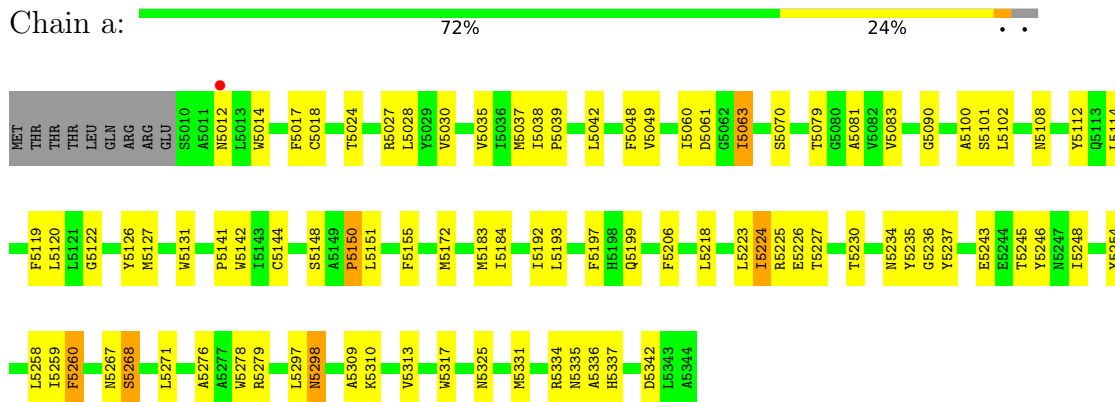
3 Residue-property plots

These plots are drawn for all protein, RNA, DNA and oligosaccharide chains in the entry. The first graphic for a chain summarises the proportions of the various outlier classes displayed in the second graphic. The second graphic shows the sequence view annotated by issues in geometry and electron density. Residues are color-coded according to the number of geometric quality criteria for which they contain at least one outlier: green = 0, yellow = 1, orange = 2 and red = 3 or more. A red dot above a residue indicates a poor fit to the electron density ($RSRZ > 2$). Stretches of 2 or more consecutive residues without any outlier are shown as a green connector. Residues present in the sample, but not in the model, are shown in grey.

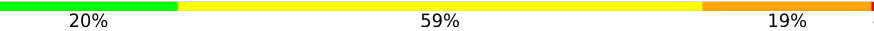
- Molecule 1: Photosystem Q(B) protein

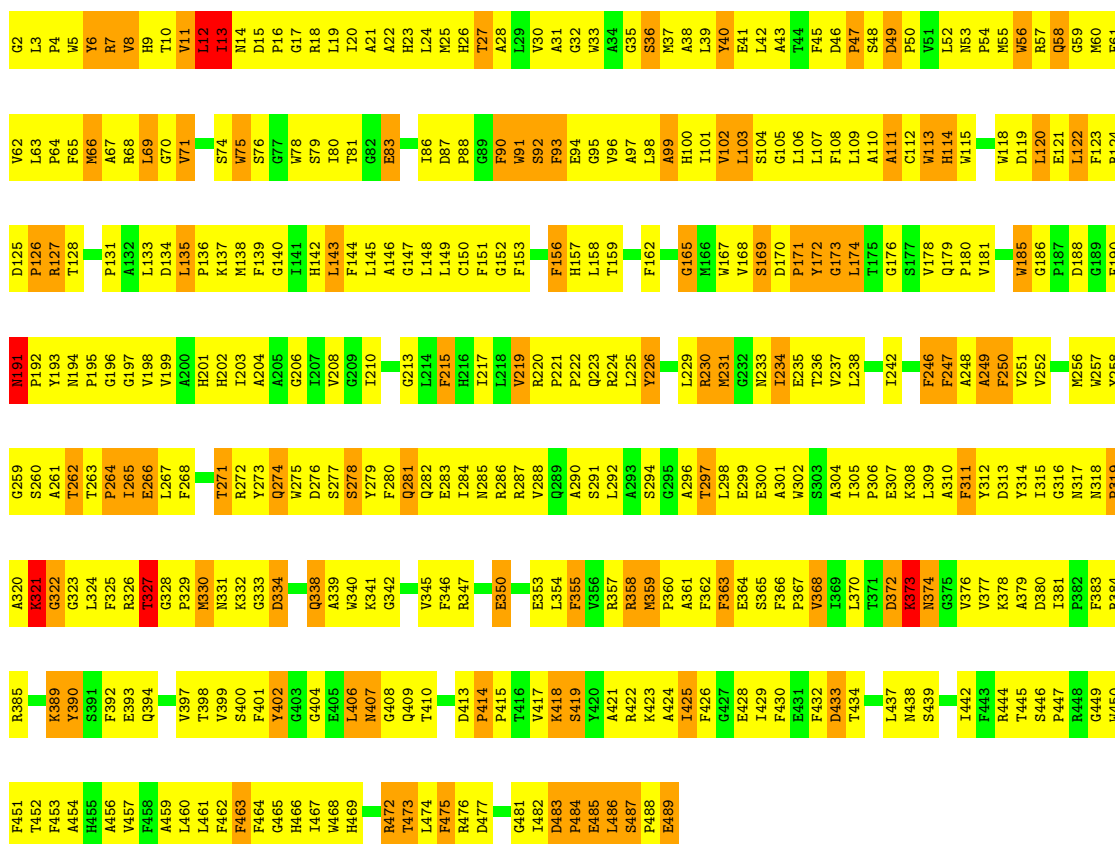


- Molecule 1: Photosystem Q(B) protein




- Molecule 2: Photosystem II core light harvesting protein

Chain B: 



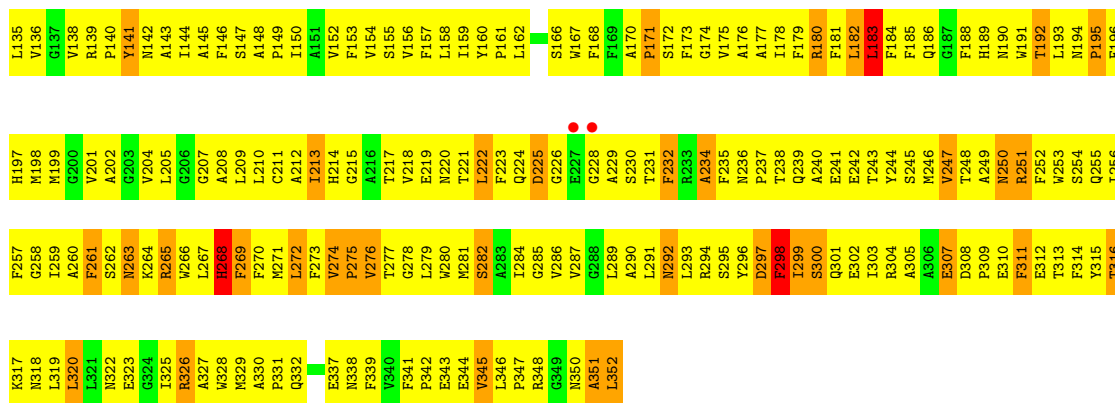
• Molecule 2: Photosystem II core light harvesting protein

Chain b: 

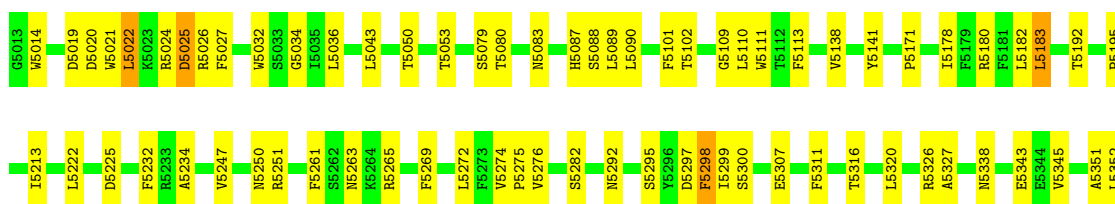
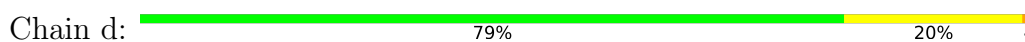


• Molecule 3: Photosystem II CP43 protein

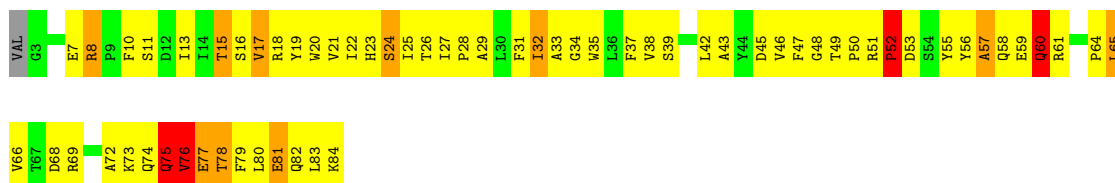
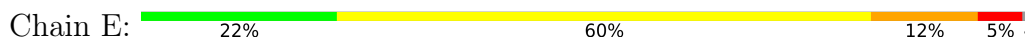
Chain C: 



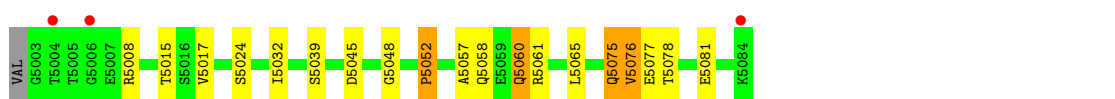
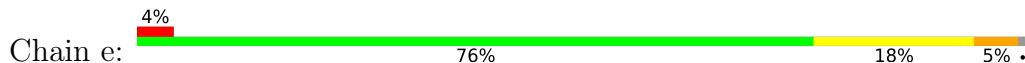
• Molecule 4: Photosystem II D2 protein



• Molecule 5: Cytochrome b559 subunit alpha



• Molecule 5: Cytochrome b559 subunit alpha

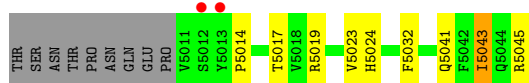


• Molecule 6: Cytochrome b559 subunit beta

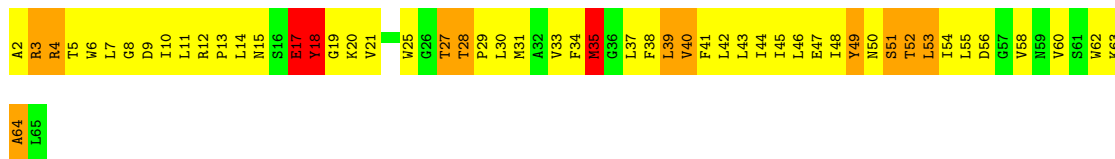
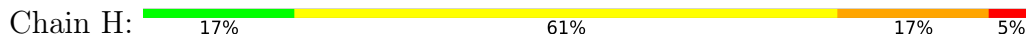


• Molecule 6: Cytochrome b559 subunit beta

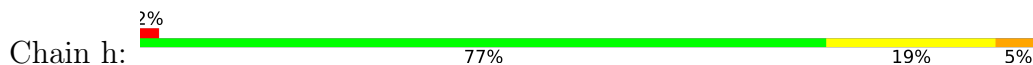




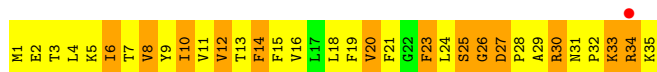
• Molecule 7: Photosystem II reaction center protein H



• Molecule 7: Photosystem II reaction center protein H



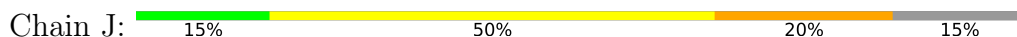
• Molecule 8: Photosystem II reaction center protein I



• Molecule 8: Photosystem II reaction center protein I



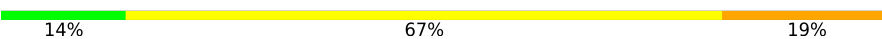
• Molecule 9: Photosystem II reaction center protein J




• Molecule 9: Photosystem II reaction center protein J



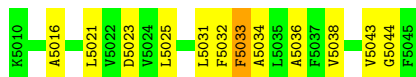
- Molecule 10: Photosystem II reaction center protein K

Chain K:  14% 67% 19%



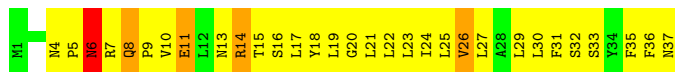
- Molecule 10: Photosystem II reaction center protein K

Chain k:  67% 31% .




- Molecule 11: Photosystem II reaction center protein L

Chain L:  16% 70% 11% .



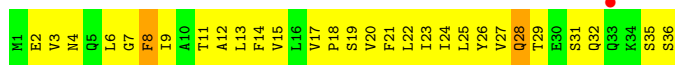
- Molecule 11: Photosystem II reaction center protein L

Chain l:  3% 81% 16% .



- Molecule 12: Photosystem II reaction center protein M

Chain M:  3% 19% 75% 6%

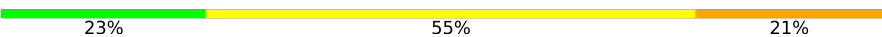


- Molecule 12: Photosystem II reaction center protein M


Chain m:  97% .



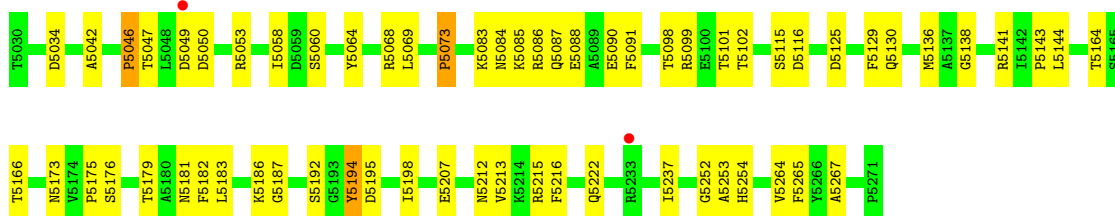
- Molecule 13: Photosystem II manganese-stabilizing polypeptide

Chain O:  23% 55% 21% .






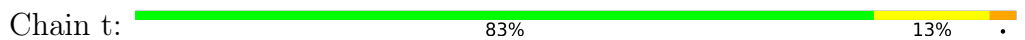
• Molecule 13: Photosystem II manganese-stabilizing polypeptide



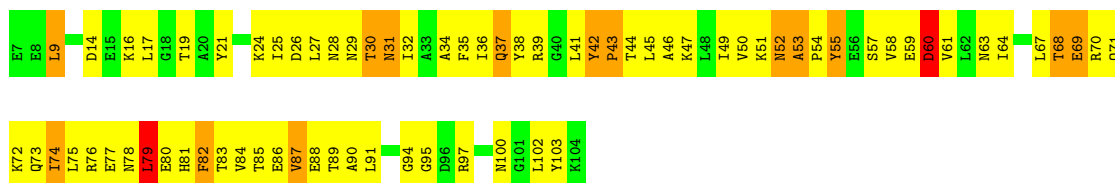
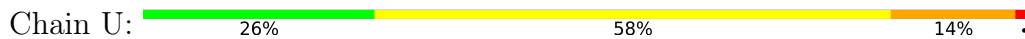
• Molecule 14: Photosystem II reaction center protein T



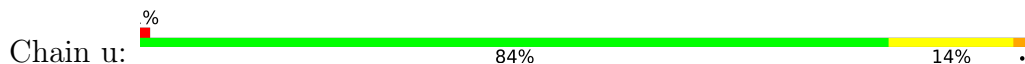
• Molecule 14: Photosystem II reaction center protein T

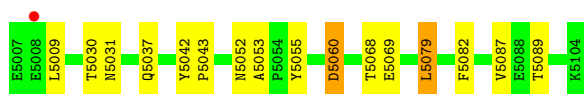


• Molecule 15: Photosystem II 12 kDa extrinsic protein

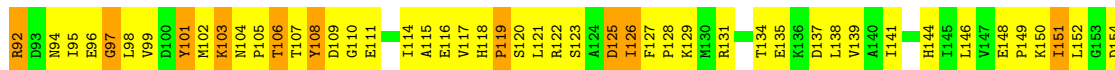

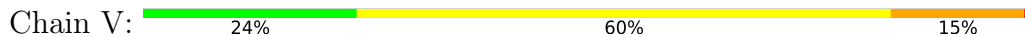


• Molecule 15: Photosystem II 12 kDa extrinsic protein

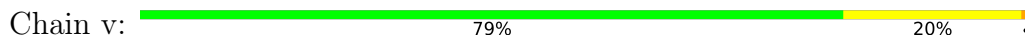




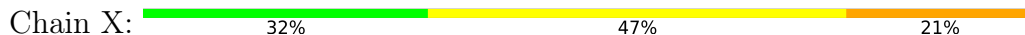
- Molecule 16: Cytochrome c-550



- Molecule 16: Cytochrome c-550



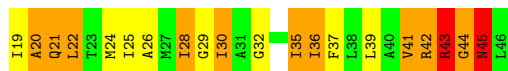
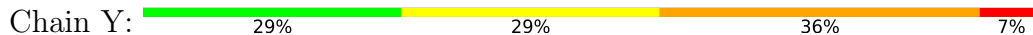
- Molecule 17: Photosystem II reaction center protein X



- Molecule 17: Photosystem II reaction center protein X



- Molecule 18: Photosystem II reaction center protein ycf12

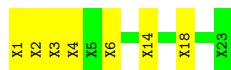


- Molecule 18: Photosystem II reaction center protein ycf12





- Molecule 19: Photosystem II reaction center protein Y

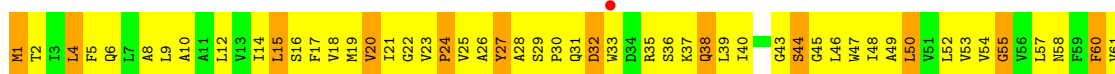


- Molecule 19: Photosystem II reaction center protein Y

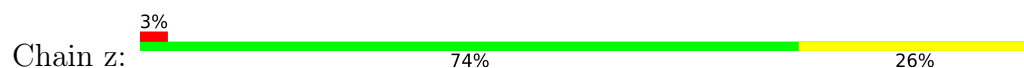


There are no outlier residues recorded for this chain.

- Molecule 20: Photosystem II reaction center protein Z



- Molecule 20: Photosystem II reaction center protein Z



4 Data and refinement statistics

Property	Value	Source
Space group	P 21 21 21	Depositor
Cell constants a, b, c, α , β , γ	128.50Å 224.70Å 304.92Å 90.00° 90.00° 90.00°	Depositor
Resolution (Å)	20.00 – 4.00 20.00 – 4.00	Depositor EDS
% Data completeness (in resolution range)	94.7 (20.00-4.00) 94.8 (20.00-4.00)	Depositor EDS
R_{merge}	0.09	Depositor
R_{sym}	0.09	Depositor
$\langle I/\sigma(I) \rangle$ ¹	3.08 (at 4.07Å)	Xtrriage
Refinement program	CNS 1.2	Depositor
R, R_{free}	0.290 , 0.326 0.275 , 0.276	Depositor DCC
R_{free} test set	3592 reflections (5.08%)	wwPDB-VP
Wilson B-factor (Å ²)	148.7	Xtrriage
Anisotropy	0.518	Xtrriage
Bulk solvent k_{sol} (e/Å ³), B_{sol} (Å ²)	0.22 , 71.1	EDS
L-test for twinning ²	$\langle L \rangle = 0.50$, $\langle L^2 \rangle = 0.33$	Xtrriage
Estimated twinning fraction	No twinning to report.	Xtrriage
F_o, F_c correlation	0.90	EDS
Total number of atoms	48060	wwPDB-VP
Average B, all atoms (Å ²)	165.0	wwPDB-VP

Xtrriage's analysis on translational NCS is as follows: *The largest off-origin peak in the Patterson function is 1.84% of the height of the origin peak. No significant pseudotranslation is detected.*

¹Intensities estimated from amplitudes.

²Theoretical values of $\langle |L| \rangle$, $\langle L^2 \rangle$ for acentric reflections are 0.5, 0.333 respectively for untwinned datasets, and 0.375, 0.2 for perfectly twinned datasets.

5 Model quality [i](#)

5.1 Standard geometry [i](#)

Bond lengths and bond angles in the following residue types are not validated in this section: PHO, BCR, IOD, HEM, FE2, DGD, PQ9, LHG, CLA, MGE, OEC

The Z score for a bond length (or angle) is the number of standard deviations the observed value is removed from the expected value. A bond length (or angle) with $|Z| > 5$ is considered an outlier worth inspection. RMSZ is the root-mean-square of all Z scores of the bond lengths (or angles).

Mol	Chain	Bond lengths		Bond angles	
		RMSZ	# Z >5	RMSZ	# Z >5
1	A	0.53	0/2714	0.74	0/3699
1	a	0.53	0/2714	0.74	0/3699
2	B	0.55	0/3971	0.80	2/5411 (0.0%)
2	b	0.55	0/3971	0.80	2/5411 (0.0%)
3	C	0.50	0/3568	0.80	2/4858 (0.0%)
3	c	0.50	0/3568	0.80	2/4858 (0.0%)
4	D	0.52	0/2801	0.78	0/3818
4	d	0.52	0/2801	0.78	0/3818
5	E	0.58	0/685	0.79	0/933
5	e	0.58	0/685	0.79	0/933
6	F	0.62	0/291	0.72	0/397
6	f	0.62	0/291	0.72	0/397
7	H	0.54	0/520	0.88	0/708
7	h	0.53	0/520	0.88	0/708
8	I	0.67	0/294	0.75	0/395
8	i	0.67	0/294	0.75	0/395
9	J	0.57	0/255	0.72	0/346
9	j	0.57	0/255	0.71	0/346
10	K	0.52	0/287	0.82	0/394
10	k	0.51	0/287	0.84	0/394
11	L	0.50	0/311	0.76	0/422
11	l	0.50	0/311	0.76	0/422
12	M	0.57	0/287	0.73	0/388
12	m	0.57	0/287	0.73	0/388
13	O	0.51	0/1891	0.83	1/2564 (0.0%)
13	o	0.51	0/1891	0.83	1/2564 (0.0%)
14	T	0.69	0/266	0.83	0/359
14	t	0.66	0/266	0.81	0/359
15	U	0.50	0/794	0.81	0/1076
15	u	0.50	0/794	0.80	0/1076
16	V	0.45	0/1085	0.77	1/1473 (0.1%)
16	v	0.45	0/1085	0.77	1/1473 (0.1%)

Mol	Chain	Bond lengths		Bond angles	
		RMSZ	# Z >5	RMSZ	# Z >5
17	X	0.49	0/249	0.73	0/337
17	x	0.50	0/249	0.73	0/337
18	Y	0.63	0/209	0.94	0/279
18	y	0.63	0/209	0.94	0/279
20	Z	0.61	0/490	0.78	0/669
20	z	0.61	0/490	0.78	0/669
All	All	0.53	0/41936	0.79	12/57052 (0.0%)

There are no bond length outliers.

All (12) bond angle outliers are listed below:

Mol	Chain	Res	Type	Atoms	Z	Observed(°)	Ideal(°)
2	b	5327	THR	N-CA-C	5.91	126.96	111.00
2	B	327	THR	N-CA-C	5.89	126.91	111.00
3	c	5341	LEU	CA-CB-CG	-5.60	102.43	115.30
3	C	341	LEU	CA-CB-CG	-5.59	102.44	115.30
16	V	110	GLY	N-CA-C	-5.46	99.44	113.10
13	o	5187	GLY	N-CA-C	5.46	126.75	113.10
16	v	5110	GLY	N-CA-C	-5.44	99.49	113.10
13	O	187	GLY	N-CA-C	5.44	126.70	113.10
2	B	173	GLY	N-CA-C	-5.26	99.94	113.10
2	b	5173	GLY	N-CA-C	-5.25	99.97	113.10
3	C	214	LEU	CA-CB-CG	5.11	127.06	115.30
3	c	5214	LEU	CA-CB-CG	5.11	127.05	115.30

There are no chirality outliers.

There are no planarity outliers.

5.2 Too-close contacts [\(i\)](#)

In the following table, the Non-H and H(model) columns list the number of non-hydrogen atoms and hydrogen atoms in the chain respectively. The H(added) column lists the number of hydrogen atoms added and optimized by MolProbity. The Clashes column lists the number of clashes within the asymmetric unit, whereas Symm-Clashes lists symmetry-related clashes.

Mol	Chain	Non-H	H(model)	H(added)	Clashes	Symm-Clashes
1	A	2630	0	2528	733	0
1	a	2630	0	2528	0	0
2	B	3835	0	3700	797	0
2	b	3835	0	3700	0	0

Continued on next page...

Continued from previous page...

Mol	Chain	Non-H	H(model)	H(added)	Clashes	Symm-Clashes
3	C	3455	0	3376	844	0
3	c	3455	0	3376	0	0
4	D	2706	0	2607	750	0
4	d	2706	0	2608	0	0
5	E	666	0	651	109	0
5	e	666	0	651	0	0
6	F	282	0	291	80	0
6	f	282	0	291	0	0
7	H	507	0	529	142	0
7	h	507	0	529	0	0
8	I	287	0	308	65	0
8	i	287	0	305	0	0
9	J	249	0	262	62	0
9	j	249	0	262	0	0
10	K	278	0	289	84	0
10	k	278	0	289	0	0
11	L	304	0	316	76	0
11	l	304	0	313	0	0
12	M	283	0	297	50	0
12	m	283	0	294	0	0
13	O	1860	0	1833	305	0
13	o	1860	0	1833	0	0
14	T	257	0	261	55	0
14	t	257	0	259	0	0
15	U	783	0	779	137	0
15	u	783	0	779	0	0
16	V	1064	0	1072	206	0
16	v	1064	0	1072	0	0
17	X	246	0	269	39	0
17	x	246	0	269	0	0
18	Y	208	0	237	77	0
18	y	208	0	237	0	0
19	N	116	0	26	6	0
19	n	116	0	26	0	0
20	Z	479	0	516	73	0
20	z	479	0	513	0	0
21	A	5	0	0	0	0
21	a	5	0	0	0	0
22	A	195	0	216	139	0
22	B	975	0	1080	668	0
22	C	780	0	864	488	0
22	D	195	0	216	157	0

Continued on next page...

Continued from previous page...

Mol	Chain	Non-H	H(model)	H(added)	Clashes	Symm-Clashes
22	H	65	0	72	45	0
22	K	65	0	72	87	0
22	a	195	0	216	0	0
22	b	975	0	1080	0	0
22	c	780	0	864	0	0
22	d	195	0	216	0	0
22	h	65	0	72	0	0
22	k	65	0	72	0	0
23	A	64	0	74	63	0
23	D	64	0	74	53	0
23	a	64	0	74	0	0
23	d	64	0	74	0	0
24	A	45	0	64	39	0
24	D	45	0	64	52	0
24	a	45	0	64	0	0
24	d	45	0	64	0	0
25	A	40	0	47	25	0
25	B	120	0	142	74	0
25	C	80	0	96	81	0
25	D	40	0	48	40	0
25	H	40	0	48	36	0
25	K	40	0	47	27	0
25	T	80	0	95	40	0
25	Z	40	0	47	18	0
25	a	40	0	47	0	0
25	b	80	0	95	0	0
25	c	40	0	48	0	0
25	d	40	0	48	0	0
25	h	40	0	48	0	0
25	k	80	0	95	0	0
25	t	40	0	48	0	0
25	z	40	0	47	0	0
26	A	49	0	74	36	0
26	a	49	0	74	0	0
27	A	1	0	0	1	0
27	B	1	0	0	3	0
27	D	2	0	0	10	0
27	T	1	0	0	2	0
27	a	1	0	0	0	0
27	b	1	0	0	0	0
27	d	2	0	0	0	0
27	t	1	0	0	0	0

Continued on next page...

Continued from previous page...

Mol	Chain	Non-H	H(model)	H(added)	Clashes	Symm-Clashes
28	B	48	0	72	39	0
28	D	96	0	144	66	0
28	L	48	0	72	29	0
28	b	48	0	72	0	0
28	d	96	0	144	0	0
28	l	48	0	72	0	0
29	B	66	0	96	32	0
29	C	198	0	288	118	0
29	b	66	0	96	0	0
29	c	198	0	288	0	0
30	D	1	0	0	0	0
30	a	1	0	0	0	0
31	F	43	0	30	17	0
31	V	43	0	30	12	0
31	f	43	0	30	0	0
31	v	43	0	30	0	0
All	All	48060	0	48531	5652	0

The all-atom clashscore is defined as the number of clashes found per 1000 atoms (including hydrogen atoms). The all-atom clashscore for this structure is 118.

All (5652) close contacts within the same asymmetric unit are listed below, sorted by their clash magnitude.

Atom-1	Atom-2	Interatomic distance (Å)	Clash overlap (Å)
22:B:65:PHE:CE2	22:B:1012:CLA:HMA2	1.39	1.55
22:B:1011:CLA:HED2	22:B:1012:CLA:CED	1.31	1.53
25:C:1052:BCR:H371	25:C:1052:BCR:C26	1.34	1.50
22:B:1016:CLA:H162	22:D:1008:CLA:CMA	1.38	1.49
22:A:1003:CLA:HED2	22:A:1003:CLA:CAA	1.44	1.47
22:B:1009:CLA:CAD	22:B:1010:CLA:HBB2	1.46	1.45
22:A:1003:CLA:C2	23:A:1038:PHO:HBB1	1.50	1.41
22:B:1009:CLA:HBA1	22:B:1009:CLA:CGD	1.49	1.41
22:B:1022:CLA:H62	22:B:1022:CLA:C14	1.50	1.41
3:C:343:ARG:NH1	3:C:348:GLU:HG3	1.34	1.41
22:B:1016:CLA:H52	22:H:1017:CLA:C9	1.50	1.40
22:B:1022:CLA:C14	22:B:1022:CLA:H93	1.49	1.39
22:A:1003:CLA:H2	23:A:1038:PHO:CBB	1.52	1.39
22:B:1023:CLA:HED2	22:B:1024:CLA:CBB	1.55	1.37
22:B:1009:CLA:C14	22:B:1009:CLA:H8	1.52	1.36
22:B:1016:CLA:C5	22:H:1017:CLA:H91	1.56	1.36
22:C:1025:CLA:H42	22:C:1025:CLA:CMB	1.53	1.35

Continued on next page...

Continued from previous page...

Atom-1	Atom-2	Interatomic distance (Å)	Clash overlap (Å)
22:B:1009:CLA:CED	22:B:1009:CLA:HAA1	1.54	1.35
22:B:1021:CLA:C1A	22:B:1021:CLA:HED2	1.54	1.35
22:A:1003:CLA:HAA2	22:A:1003:CLA:CED	1.56	1.34
22:B:1020:CLA:H161	22:B:1020:CLA:C10	1.57	1.34
22:B:1021:CLA:H142	22:B:1021:CLA:C10	1.57	1.34
25:A:1044:BCR:H371	25:A:1044:BCR:C39	1.59	1.33
25:B:1048:BCR:H371	25:B:1048:BCR:C40	1.59	1.33
24:D:1042:PQ9:H42	24:D:1042:PQ9:C39	1.58	1.33
25:T:6048:BCR:C39	25:T:6048:BCR:H371	1.59	1.33
25:T:6048:BCR:H371	25:T:6048:BCR:C40	1.59	1.33
22:B:1009:CLA:C2A	22:B:1009:CLA:HED3	1.58	1.32
22:B:1015:CLA:HBC1	25:B:1045:BCR:C34	1.55	1.32
25:A:1044:BCR:H371	25:A:1044:BCR:C40	1.59	1.32
22:C:1032:CLA:HAB	22:K:1034:CLA:CMC	1.57	1.32
24:D:1042:PQ9:H391	24:D:1042:PQ9:C42	1.49	1.32
22:D:1005:CLA:HAA2	24:D:1042:PQ9:C41	1.59	1.31
22:D:1008:CLA:CMA	22:D:1008:CLA:HBA1	1.53	1.31
25:H:1049:BCR:H23C	25:H:1049:BCR:C39	1.51	1.31
22:B:1010:CLA:H162	22:B:1010:CLA:C11	1.56	1.31
22:B:1011:CLA:CED	22:B:1012:CLA:HED1	1.61	1.30
25:B:1047:BCR:H371	25:B:1047:BCR:C39	1.59	1.30
25:B:1048:BCR:H371	25:B:1048:BCR:C39	1.59	1.30
25:B:1047:BCR:H371	25:B:1047:BCR:C40	1.59	1.30
25:C:1052:BCR:H371	25:C:1052:BCR:C38	1.61	1.30
4:D:160:TYR:OH	27:D:1068:IOD:I	2.20	1.29
22:C:1027:CLA:H171	22:C:1027:CLA:C12	1.59	1.28
25:C:1054:BCR:H23C	25:C:1054:BCR:C40	1.52	1.27
25:A:1044:BCR:H392	25:A:1044:BCR:C37	1.65	1.27
22:C:1032:CLA:H151	10:K:33:PHE:CZ	1.67	1.27
2:B:475:PHE:CE1	4:D:140:PRO:HG3	1.68	1.26
23:D:1039:PHO:HBA2	23:D:1039:PHO:CMA	1.51	1.26
22:C:1025:CLA:H12	22:C:1025:CLA:CHB	1.66	1.26
22:C:1029:CLA:H42	22:C:1029:CLA:C4C	1.62	1.26
16:V:64:ALA:O	16:V:68:VAL:HG12	1.35	1.25
25:A:1044:BCR:C37	25:A:1044:BCR:H403	1.65	1.25
25:B:1048:BCR:H392	25:B:1048:BCR:C37	1.66	1.25
25:A:1044:BCR:H371	25:A:1044:BCR:C30	1.65	1.25
22:B:1023:CLA:H13	22:B:1024:CLA:CMA	1.64	1.25
25:B:1047:BCR:H371	25:B:1047:BCR:C30	1.65	1.25
25:B:1048:BCR:C37	25:B:1048:BCR:H403	1.66	1.25
3:C:50:LEU:C	3:C:50:LEU:HD23	1.57	1.25

Continued on next page...

Continued from previous page...

Atom-1	Atom-2	Interatomic distance (Å)	Clash overlap (Å)
22:D:1008:CLA:H193	22:D:1008:CLA:C14	1.65	1.25
28:D:1059:MGE:H251	28:D:1059:MGE:CBB	1.60	1.25
22:B:1009:CLA:HBD	22:B:1010:CLA:CBB	1.65	1.25
25:B:1047:BCR:H392	25:B:1047:BCR:C37	1.66	1.25
25:T:6048:BCR:H371	25:T:6048:BCR:C30	1.65	1.25
22:B:1022:CLA:HBC3	22:B:1022:CLA:C9	1.65	1.24
29:B:1058:DGD:HBF2	29:B:1058:DGD:CIB	1.65	1.24
22:D:1005:CLA:CAA	24:D:1042:PQ9:H412	1.66	1.24
23:D:1039:PHO:HMA3	23:D:1039:PHO:CBA	1.63	1.24
25:T:6048:BCR:H392	25:T:6048:BCR:C37	1.66	1.24
22:B:1022:CLA:C9	22:B:1022:CLA:H122	1.67	1.24
22:K:1034:CLA:HAA2	22:K:1034:CLA:O1D	1.35	1.24
22:C:1030:CLA:H172	22:C:1030:CLA:C12	1.64	1.24
25:T:6048:BCR:C37	25:T:6048:BCR:H403	1.66	1.23
25:B:1048:BCR:H371	25:B:1048:BCR:C30	1.65	1.23
28:B:1060:MGE:H212	28:B:1060:MGE:CFB	1.54	1.23
22:B:1022:CLA:HAA1	22:B:1022:CLA:CGD	1.70	1.22
25:B:1047:BCR:C37	25:B:1047:BCR:H403	1.66	1.22
3:C:265:ILE:CD1	3:C:452:ALA:HB2	1.68	1.22
22:D:1008:CLA:HMA2	22:D:1008:CLA:CBA	1.59	1.22
22:D:1008:CLA:H143	22:D:1008:CLA:C19	1.70	1.21
22:B:1020:CLA:H161	22:B:1020:CLA:H102	1.23	1.20
22:B:1021:CLA:HED3	22:B:1021:CLA:C2A	1.72	1.20
26:A:1063:LHG:H341	26:A:1063:LHG:C38	1.64	1.20
4:D:253:TRP:HA	4:D:256:ILE:HG22	1.23	1.20
2:B:172:TYR:O	2:B:174:LEU:HA	1.41	1.20
22:B:1009:CLA:HED3	22:B:1009:CLA:CAA	1.72	1.20
22:A:1003:CLA:C4	22:A:1003:CLA:H71	1.68	1.19
22:B:1011:CLA:C19	22:H:1017:CLA:H101	1.72	1.19
28:B:1060:MGE:H251	28:B:1060:MGE:CBB	1.72	1.19
22:C:1025:CLA:HED3	22:C:1025:CLA:OBD	1.40	1.19
22:B:1023:CLA:C13	22:B:1024:CLA:HMA3	1.73	1.19
22:B:1009:CLA:CBD	22:B:1010:CLA:CBB	2.20	1.18
29:C:1056:DGD:HBF2	29:C:1056:DGD:CIB	1.70	1.18
1:A:279:ARG:HH11	23:A:1038:PHO:CMC	1.54	1.18
22:B:1016:CLA:H2	22:H:1017:CLA:H93	1.20	1.18
22:C:1031:CLA:HMA2	22:C:1031:CLA:O2A	1.42	1.18
22:B:1011:CLA:H12	22:B:1013:CLA:H93	1.24	1.18
22:B:1009:CLA:H121	22:B:1009:CLA:C9	1.73	1.17
29:C:1057:DGD:HBF2	29:C:1057:DGD:CIB	1.73	1.17
23:A:1038:PHO:H201	22:D:1005:CLA:C2B	1.73	1.17

Continued on next page...

Continued from previous page...

Atom-1	Atom-2	Interatomic distance (Å)	Clash overlap (Å)
22:B:1011:CLA:CGA	22:B:1011:CLA:H3A	1.60	1.17
22:B:1018:CLA:C10	22:B:1023:CLA:HAA1	1.74	1.17
3:C:46:SER:HB2	3:C:141:GLU:HB2	1.21	1.17
22:C:1033:CLA:HMA2	22:K:1034:CLA:HAC1	1.25	1.17
29:C:1056:DGD:HD61	29:C:1056:DGD:C3E	1.73	1.17
23:D:1039:PHO:HMA1	22:D:1004:CLA:C14	1.73	1.16
22:K:1034:CLA:HAA2	22:K:1034:CLA:CGD	1.76	1.16
22:C:1025:CLA:H141	22:C:1031:CLA:HMB3	1.18	1.16
31:F:1040:HEM:HBA2	31:F:1040:HEM:CMA	1.68	1.16
22:A:1003:CLA:HED2	22:A:1003:CLA:C2A	1.72	1.16
22:A:1003:CLA:C14	23:A:1038:PHO:H8	1.76	1.16
22:B:1009:CLA:H91	22:B:1009:CLA:C12	1.72	1.16
1:A:279:ARG:HD3	4:D:208:ALA:HB1	1.22	1.15
2:B:169:SER:HB3	2:B:176:GLY:HA2	1.24	1.15
22:B:1010:CLA:H112	22:B:1010:CLA:C16	1.71	1.15
29:C:1056:DGD:HBG2	29:C:1056:DGD:CEB	1.71	1.15
22:B:1021:CLA:H2A	22:B:1021:CLA:CED	1.76	1.15
29:C:1057:DGD:C8B	28:D:1059:MGE:H8B2	1.75	1.15
4:D:139:ARG:HH12	4:D:265:ARG:NH2	1.43	1.15
22:A:1006:CLA:HBC3	22:A:1006:CLA:HHD	1.24	1.15
22:B:1016:CLA:H193	22:H:1017:CLA:H191	1.21	1.15
22:C:1029:CLA:C4B	22:C:1029:CLA:H51	1.75	1.15
22:K:1034:CLA:C4	22:K:1034:CLA:H71	1.70	1.15
2:B:174:LEU:HD23	2:B:266:GLU:HG2	1.28	1.15
22:C:1025:CLA:C15	22:C:1031:CLA:H92	1.74	1.15
22:C:1030:CLA:C17	22:C:1030:CLA:H121	1.74	1.15
22:C:1035:CLA:H8	25:C:1052:BCR:H403	1.19	1.15
1:A:321:ILE:HD11	4:D:176:ALA:HB1	1.25	1.14
22:B:1015:CLA:C7	22:B:1015:CLA:H41	1.76	1.14
22:C:1031:CLA:HBC2	22:C:1031:CLA:HHD	1.24	1.14
22:C:1035:CLA:H8	25:C:1052:BCR:C40	1.76	1.14
25:D:1050:BCR:C37	28:D:1059:MGE:H3A1	1.78	1.14
22:B:1022:CLA:HAA1	22:B:1022:CLA:O1D	1.45	1.14
22:A:1007:CLA:OBD	22:A:1007:CLA:HED2	1.48	1.14
2:B:149:LEU:HG	22:B:1011:CLA:HBC1	1.24	1.14
22:B:1009:CLA:CAD	22:B:1010:CLA:CBB	2.25	1.14
22:B:1014:CLA:HBC2	22:B:1014:CLA:HHD	1.24	1.14
25:Z:1053:BCR:H372	25:Z:1053:BCR:H361	1.19	1.14
26:A:1063:LHG:H383	26:A:1063:LHG:C34	1.71	1.14
2:B:475:PHE:CD1	4:D:140:PRO:HG3	1.81	1.14
22:D:1005:CLA:CBC	22:D:1004:CLA:HBB2	1.77	1.14

Continued on next page...

Continued from previous page...

Atom-1	Atom-2	Interatomic distance (Å)	Clash overlap (Å)
23:A:1038:PHO:HMB3	22:D:1005:CLA:H52	1.21	1.13
2:B:65:PHE:CE2	22:B:1012:CLA:CMA	2.31	1.13
22:A:1006:CLA:H172	25:D:1050:BCR:H282	1.29	1.13
3:C:49:LEU:HD21	22:C:1035:CLA:HMA1	1.21	1.13
22:C:1025:CLA:H12	22:C:1025:CLA:HHB	1.22	1.13
22:C:1025:CLA:HMB2	22:C:1025:CLA:C4	1.77	1.13
22:C:1031:CLA:OBD	22:C:1033:CLA:H122	1.47	1.13
22:K:1034:CLA:CGA	22:K:1034:CLA:H43	1.77	1.13
22:B:1011:CLA:H3A	22:B:1011:CLA:O1A	1.43	1.13
22:B:1015:CLA:OBD	22:B:1015:CLA:HED2	1.46	1.13
22:B:1009:CLA:CMB	25:H:1049:BCR:H271	1.77	1.12
22:B:1022:CLA:H11	22:B:1022:CLA:C4D	1.79	1.12
25:B:1045:BCR:H23C	25:B:1045:BCR:H383	1.30	1.13
1:A:258:LEU:HD12	4:D:128:ARG:HH21	1.14	1.12
29:B:1058:DGD:CEB	29:B:1058:DGD:HBG2	1.74	1.12
22:C:1029:CLA:HMA2	22:C:1029:CLA:HBA2	1.21	1.13
22:C:1037:CLA:HHD	22:C:1037:CLA:HBC2	1.25	1.12
6:F:45:ARG:HA	6:F:45:ARG:HE	1.13	1.12
1:A:337:HIS:O	4:D:351:ALA:HB2	1.50	1.12
2:B:65:PHE:CZ	22:B:1012:CLA:HMA2	1.85	1.12
22:B:1022:CLA:HHD	22:B:1022:CLA:HBC2	1.26	1.11
4:D:88:SER:HA	7:H:50:ASN:HD21	1.12	1.11
3:C:49:LEU:HD22	3:C:52:ALA:H	1.01	1.11
3:C:275:SER:HB3	22:C:1033:CLA:CED	1.79	1.11
4:D:261:PHE:H	24:D:1042:PQ9:H92	0.95	1.11
22:B:1011:CLA:C2D	22:B:1013:CLA:H42	1.79	1.11
22:B:1016:CLA:C16	22:D:1008:CLA:HMA1	1.81	1.11
25:K:1051:BCR:H403	25:K:1051:BCR:H23C	1.22	1.11
22:A:1003:CLA:H142	23:A:1038:PHO:H8	1.17	1.11
22:B:1015:CLA:HED2	22:B:1015:CLA:CAD	1.79	1.11
3:C:46:SER:CB	3:C:141:GLU:HB2	1.80	1.11
22:C:1025:CLA:H151	22:C:1031:CLA:C9	1.80	1.11
22:C:1026:CLA:H71	22:C:1026:CLA:H122	1.33	1.11
24:D:1042:PQ9:H301	24:D:1042:PQ9:H342	1.32	1.11
22:A:1006:CLA:H172	25:D:1050:BCR:C28	1.80	1.10
26:A:1063:LHG:H291	22:C:1032:CLA:C7	1.81	1.10
2:B:5:TRP:HA	2:B:8:VAL:HG13	1.34	1.10
22:B:1015:CLA:HBC1	25:B:1045:BCR:H342	1.27	1.10
29:B:1058:DGD:HBT1	29:B:1058:DGD:HB61	1.20	1.10
22:C:1032:CLA:C15	10:K:33:PHE:HZ	1.65	1.10
25:D:1050:BCR:H23C	25:D:1050:BCR:H383	1.11	1.10

Continued on next page...

Continued from previous page...

Atom-1	Atom-2	Interatomic distance (Å)	Clash overlap (Å)
22:B:1011:CLA:CMD	22:B:1013:CLA:H42	1.82	1.10
22:B:1014:CLA:C7	22:B:1014:CLA:H41	1.75	1.10
22:B:1015:CLA:HBC1	25:B:1045:BCR:H343	1.28	1.10
22:B:1016:CLA:C16	22:D:1008:CLA:CMA	2.30	1.10
22:B:1022:CLA:C9	22:B:1022:CLA:H142	1.82	1.10
22:A:1003:CLA:H71	22:A:1003:CLA:H41	1.31	1.10
22:C:1030:CLA:HHC	22:C:1030:CLA:HBB1	1.33	1.10
2:B:174:LEU:HD22	2:B:312:TYR:OH	1.48	1.09
22:C:1035:CLA:HHC	22:C:1035:CLA:HBB1	1.30	1.09
25:C:1052:BCR:C38	25:C:1052:BCR:C37	2.30	1.09
22:B:1022:CLA:C14	22:B:1022:CLA:C6	2.31	1.09
3:C:49:LEU:CD2	3:C:52:ALA:H	1.66	1.09
3:C:171:GLY:HA2	3:C:174:LEU:HB2	1.35	1.09
22:D:1008:CLA:C14	22:D:1008:CLA:C19	2.30	1.09
22:D:1008:CLA:HHC	22:D:1008:CLA:HBB1	1.29	1.09
22:B:1009:CLA:CGD	22:B:1009:CLA:CBA	2.30	1.09
22:B:1009:CLA:C14	22:B:1009:CLA:C8	2.30	1.09
22:B:1011:CLA:HMD2	22:B:1013:CLA:H42	1.35	1.09
22:B:1014:CLA:C4	22:B:1014:CLA:H72	1.82	1.09
22:B:1016:CLA:H2	22:H:1017:CLA:C9	1.81	1.09
22:B:1018:CLA:HBB1	22:B:1018:CLA:HHC	1.31	1.09
22:C:1025:CLA:H122	25:C:1054:BCR:H351	1.12	1.09
22:C:1037:CLA:HHC	22:C:1037:CLA:HBB1	1.31	1.09
25:C:1052:BCR:C26	25:C:1052:BCR:C37	2.30	1.09
25:D:1050:BCR:H372	28:D:1059:MGE:H3A1	1.16	1.09
11:L:26:VAL:HG21	28:L:1061:MGE:H232	1.35	1.09
2:B:5:TRP:HA	2:B:8:VAL:CG1	1.82	1.08
3:C:263:ALA:HB3	3:C:264:PHE:CE2	1.89	1.08
22:C:1025:CLA:C4	22:C:1025:CLA:C2B	2.30	1.08
22:C:1030:CLA:HHD	22:C:1030:CLA:CBC	1.82	1.08
23:D:1039:PHO:HMA1	22:D:1004:CLA:H143	1.15	1.08
25:T:6046:BCR:HC8	25:T:6046:BCR:H331	1.09	1.08
22:C:1027:CLA:H171	22:C:1027:CLA:H122	1.10	1.08
29:C:1057:DGD:HB81	28:D:1059:MGE:H8B2	1.32	1.08
22:K:1034:CLA:HHD	22:K:1034:CLA:HBC3	1.31	1.08
22:B:1021:CLA:C2A	22:B:1021:CLA:CED	2.30	1.08
29:C:1056:DGD:HE5	29:C:1056:DGD:C6D	1.83	1.08
29:C:1056:DGD:HD62	29:C:1056:DGD:C5E	1.84	1.08
4:D:160:TYR:CZ	27:D:1068:IOD:I	2.77	1.08
22:D:1004:CLA:HBB1	22:D:1004:CLA:HHC	1.31	1.08
28:D:1059:MGE:H251	28:D:1059:MGE:H211	1.15	1.08

Continued on next page...

Continued from previous page...

Atom-1	Atom-2	Interatomic distance (Å)	Clash overlap (Å)
22:A:1006:CLA:H172	25:D:1050:BCR:C27	1.83	1.08
22:B:1021:CLA:C1A	22:B:1021:CLA:CED	2.30	1.08
22:B:1022:CLA:C14	22:B:1022:CLA:C9	2.30	1.08
22:C:1025:CLA:H122	25:C:1054:BCR:C35	1.84	1.08
22:B:1018:CLA:H101	22:B:1023:CLA:HAA1	1.36	1.07
22:B:1021:CLA:C14	22:B:1021:CLA:H102	1.83	1.07
22:C:1030:CLA:HHD	22:C:1030:CLA:HBC2	1.32	1.07
25:C:1054:BCR:H403	25:C:1054:BCR:C23	1.74	1.07
29:C:1057:DGD:HAF2	28:D:1059:MGE:H222	1.08	1.07
13:O:179:THR:HG22	13:O:180:ALA:H	1.11	1.07
24:A:1043:PQ9:H451	28:D:1059:MGE:H101	1.08	1.07
26:A:1063:LHG:H291	22:C:1032:CLA:H72	1.33	1.07
22:B:1009:CLA:HHC	22:B:1009:CLA:HBB1	1.35	1.07
25:Z:1053:BCR:H23C	25:Z:1053:BCR:H383	1.11	1.07
22:B:1012:CLA:C2D	22:B:1020:CLA:H201	1.84	1.07
22:B:1022:CLA:HBC3	22:B:1022:CLA:H92	1.07	1.07
22:C:1026:CLA:CBA	22:C:1027:CLA:HAC1	1.85	1.07
3:C:417:VAL:HG12	16:V:68:VAL:HB	1.35	1.07
3:C:417:VAL:HG11	16:V:68:VAL:CG1	1.84	1.07
22:C:1026:CLA:HBA1	22:C:1027:CLA:CAC	1.85	1.07
2:B:362:PHE:CE1	27:D:1068:IOD:I	2.78	1.07
22:B:1009:CLA:HAA1	22:B:1009:CLA:O2D	1.55	1.07
22:B:1009:CLA:HBD	22:B:1010:CLA:HBB1	1.11	1.07
22:B:1010:CLA:HBD	22:B:1010:CLA:H12	1.35	1.07
22:B:1011:CLA:CGA	22:B:1011:CLA:C3A	2.33	1.07
22:C:1027:CLA:C12	22:C:1027:CLA:C17	2.31	1.07
22:B:1012:CLA:C2D	22:B:1020:CLA:C20	2.33	1.06
22:B:1012:CLA:HBB1	22:B:1015:CLA:CBB	1.85	1.06
22:B:1022:CLA:H122	22:B:1022:CLA:H91	1.11	1.06
5:E:8:ARG:HE	6:F:13:TYR:HB2	1.18	1.06
22:K:1034:CLA:C4	22:K:1034:CLA:CGA	2.33	1.06
25:T:6048:BCR:C40	25:T:6048:BCR:C37	2.30	1.06
22:A:1003:CLA:H42	23:A:1038:PHO:C4B	1.85	1.06
22:B:1009:CLA:CED	22:B:1009:CLA:CAA	2.30	1.06
22:B:1011:CLA:CED	22:B:1012:CLA:CED	2.25	1.06
29:B:1058:DGD:HBT1	29:B:1058:DGD:C6B	1.84	1.06
28:D:1062:MGE:O1B	28:D:1062:MGE:H3G2	1.55	1.06
24:A:1043:PQ9:H451	28:D:1059:MGE:CAA	1.86	1.06
22:B:1009:CLA:C8	22:B:1009:CLA:H143	1.84	1.06
25:K:1051:BCR:H353	18:Y:32:GLY:HA3	1.32	1.06
22:B:1009:CLA:HED3	22:B:1009:CLA:H2A	1.08	1.06

Continued on next page...

Continued from previous page...

Atom-1	Atom-2	Interatomic distance (Å)	Clash overlap (Å)
22:B:1022:CLA:H62	22:B:1022:CLA:H142	1.06	1.06
3:C:32:GLY:HA3	3:C:41:ARG:HD3	1.37	1.06
22:C:1033:CLA:H143	22:C:1033:CLA:H171	1.10	1.06
22:D:1008:CLA:H143	22:D:1008:CLA:C18	1.86	1.06
28:D:1062:MGE:H1G1	11:L:19:LEU:HD21	1.37	1.06
3:C:49:LEU:HD22	3:C:52:ALA:N	1.71	1.05
2:B:362:PHE:HE1	27:D:1068:IOD:I	2.09	1.05
3:C:49:LEU:CD2	3:C:52:ALA:HB2	1.86	1.05
3:C:50:LEU:HD21	3:C:54:VAL:CG2	1.86	1.05
22:C:1032:CLA:CAB	22:K:1034:CLA:HMC3	1.85	1.05
2:B:5:TRP:CZ2	28:L:1061:MGE:H2A2	1.90	1.05
25:B:1047:BCR:C39	25:B:1047:BCR:C37	2.30	1.05
29:C:1056:DGD:C6D	29:C:1056:DGD:HE3	1.84	1.05
4:D:246:MET:HE3	4:D:264:LYS:HG2	1.39	1.05
25:B:1048:BCR:C39	25:B:1048:BCR:C37	2.30	1.05
3:C:42:LEU:HD11	3:C:49:LEU:CD1	1.86	1.05
3:C:343:ARG:HH12	3:C:348:GLU:CG	1.68	1.05
22:D:1005:CLA:H122	22:D:1005:CLA:H91	1.10	1.05
16:V:103:LYS:HD2	16:V:121:LEU:HD12	1.37	1.05
25:B:1047:BCR:H331	25:B:1047:BCR:HC8	1.37	1.05
22:D:1005:CLA:H91	22:D:1005:CLA:C12	1.83	1.05
16:V:103:LYS:HD2	16:V:121:LEU:CD1	1.87	1.05
25:H:1049:BCR:H392	25:H:1049:BCR:C23	1.76	1.04
10:K:39:VAL:CG2	18:Y:36:ILE:HD11	1.86	1.04
2:B:4:PRO:HG2	2:B:7:ARG:HG3	1.38	1.04
22:B:1009:CLA:H102	22:B:1009:CLA:H142	1.39	1.04
25:B:1047:BCR:HC8	25:B:1047:BCR:C33	1.82	1.04
22:D:1008:CLA:C14	22:D:1008:CLA:C18	2.36	1.04
14:T:18:PHE:HA	25:T:6046:BCR:H332	1.36	1.04
22:B:1010:CLA:H162	22:B:1010:CLA:H111	1.34	1.04
3:C:49:LEU:HD21	3:C:52:ALA:HB2	1.37	1.03
3:C:275:SER:HB3	22:C:1033:CLA:HED1	1.34	1.03
22:C:1030:CLA:H172	22:C:1030:CLA:H121	1.10	1.03
4:D:57:SER:HB2	4:D:79:SER:HB3	1.37	1.03
22:A:1006:CLA:HHC	22:A:1006:CLA:HBB1	1.38	1.03
22:B:1015:CLA:CBC	25:B:1045:BCR:H342	1.88	1.03
29:C:1057:DGD:HBF2	29:C:1057:DGD:HGB2	1.35	1.03
22:K:1034:CLA:H102	22:K:1034:CLA:H143	1.40	1.03
25:T:6048:BCR:C39	25:T:6048:BCR:C37	2.30	1.03
1:A:279:ARG:NH1	23:A:1038:PHO:HMC1	1.74	1.03
22:A:1003:CLA:H42	23:A:1038:PHO:C1B	1.88	1.03

Continued on next page...

Continued from previous page...

Atom-1	Atom-2	Interatomic distance (Å)	Clash overlap (Å)
22:B:1021:CLA:C10	22:B:1021:CLA:C14	2.34	1.03
3:C:49:LEU:HD12	3:C:49:LEU:H	1.23	1.03
22:C:1029:CLA:HMD3	22:C:1031:CLA:HAB	1.37	1.03
31:F:1040:HEM:HBA2	31:F:1040:HEM:HMA1	1.05	1.03
2:B:174:LEU:HD13	2:B:174:LEU:H	1.21	1.03
23:D:1039:PHO:CMA	22:D:1004:CLA:H143	1.87	1.03
2:B:105:GLY:CA	25:B:1047:BCR:H401	1.88	1.02
22:B:1013:CLA:H122	22:B:1018:CLA:H42	1.38	1.02
22:B:1021:CLA:OBD	22:B:1022:CLA:HHC	1.59	1.02
22:C:1025:CLA:CMB	22:C:1025:CLA:C4	2.34	1.02
22:D:1005:CLA:C12	22:D:1005:CLA:C9	2.36	1.02
22:B:1019:CLA:H93	28:L:1061:MGE:H9A2	1.41	1.02
22:A:1007:CLA:C4	22:C:1029:CLA:H191	1.89	1.02
22:B:1014:CLA:H41	22:B:1014:CLA:H72	1.03	1.02
3:C:343:ARG:NH1	3:C:348:GLU:CG	2.21	1.02
20:Z:55:GLY:HA2	25:Z:1053:BCR:C31	1.88	1.02
1:A:279:ARG:NH1	23:A:1038:PHO:CMC	2.22	1.02
26:A:1063:LHG:H161	26:A:1063:LHG:H122	1.42	1.02
2:B:7:ARG:HG2	2:B:7:ARG:HH11	1.20	1.02
3:C:265:ILE:HD11	3:C:452:ALA:HB2	1.05	1.02
22:B:1011:CLA:O1D	22:B:1013:CLA:H11	1.58	1.02
25:B:1047:BCR:C40	25:B:1047:BCR:C37	2.30	1.02
4:D:37:LEU:HD22	4:D:128:ARG:HD3	1.41	1.02
16:V:98:LEU:HD22	16:V:98:LEU:H	1.20	1.02
1:A:279:ARG:HH11	23:A:1038:PHO:HMC3	1.21	1.01
25:A:1044:BCR:C39	25:A:1044:BCR:C37	2.30	1.01
25:A:1044:BCR:C40	25:A:1044:BCR:C37	2.30	1.01
2:B:105:GLY:HA3	25:B:1047:BCR:H401	1.39	1.01
3:C:46:SER:HB2	3:C:141:GLU:CB	1.90	1.01
22:B:1023:CLA:HED2	22:B:1024:CLA:HBB1	1.03	1.01
22:C:1033:CLA:HMA2	22:K:1034:CLA:CAC	1.90	1.01
4:D:250:ASN:HB2	4:D:260:ALA:HB1	1.40	1.01
22:B:1019:CLA:H93	28:L:1061:MGE:C9A	1.90	1.01
3:C:264:PHE:N	3:C:264:PHE:HD2	1.57	1.01
22:C:1029:CLA:H42	22:C:1029:CLA:NC	1.74	1.01
22:C:1035:CLA:HMD2	10:K:40:GLN:NE2	1.72	1.01
4:D:267:LEU:HD22	4:D:268:HIS:ND1	1.74	1.01
2:B:326:ARG:HH11	4:D:297:ASP:HA	1.24	1.01
3:C:229:ASN:HD22	3:C:229:ASN:H	1.03	1.01
10:K:24:VAL:HG21	18:Y:25:ILE:HG22	1.41	1.01
4:D:261:PHE:CZ	4:D:267:LEU:HA	1.96	1.01

Continued on next page...

Continued from previous page...

Atom-1	Atom-2	Interatomic distance (Å)	Clash overlap (Å)
22:D:1005:CLA:H122	22:D:1005:CLA:C9	1.90	1.01
22:B:1021:CLA:HED2	22:B:1021:CLA:CHA	1.91	1.00
1:A:60:ILE:HD11	1:A:83:VAL:HB	1.41	1.00
26:A:1063:LHG:H292	22:C:1032:CLA:H52	1.41	1.00
3:C:50:LEU:C	3:C:50:LEU:CD2	2.30	1.00
22:C:1029:CLA:HMA2	22:C:1029:CLA:CBA	1.85	1.00
7:H:13:PRO:HG2	7:H:14:LEU:HD12	1.39	1.00
2:B:456:ALA:HB1	29:B:1058:DGD:HBV1	1.41	1.00
22:B:1022:CLA:C9	22:B:1022:CLA:C12	2.32	1.00
3:C:167:VAL:HG12	3:C:168:LEU:HD12	1.44	1.00
22:C:1032:CLA:HAB	22:K:1034:CLA:HMC3	1.03	1.00
4:D:265:ARG:HH11	4:D:265:ARG:HG3	1.23	1.00
22:C:1027:CLA:C17	22:C:1027:CLA:H121	1.91	1.00
1:A:54:ALA:HB2	1:A:72:LEU:HD12	1.42	1.00
22:B:1016:CLA:C5	22:H:1017:CLA:H112	1.91	1.00
10:K:39:VAL:HG23	18:Y:36:ILE:HD11	1.00	1.00
3:C:265:ILE:HD11	3:C:452:ALA:CB	1.91	1.00
25:D:1050:BCR:HC8	25:D:1050:BCR:C33	1.91	1.00
22:B:1010:CLA:HBD	22:B:1010:CLA:C1	1.92	1.00
22:B:1011:CLA:H193	22:H:1017:CLA:H101	1.00	1.00
22:B:1015:CLA:CAD	22:B:1015:CLA:CED	2.40	1.00
3:C:166:ILE:HD12	3:C:249:ILE:HD12	1.44	1.00
4:D:91:LEU:HA	22:D:1008:CLA:CED	1.92	1.00
16:V:45:ILE:H	16:V:45:ILE:HD12	1.22	0.99
16:V:118:HIS:HD2	16:V:119:PRO:HD2	1.23	0.99
2:B:59:GLY:HA3	2:B:329:PRO:HB3	1.45	0.99
3:C:49:LEU:HB3	3:C:133:ALA:HA	1.40	0.99
1:A:223:LEU:O	1:A:224:ILE:HB	1.60	0.99
22:A:1003:CLA:HED2	22:A:1003:CLA:HAA2	1.01	0.99
22:C:1025:CLA:CHB	22:C:1025:CLA:C1	2.41	0.99
25:C:1052:BCR:C37	25:C:1052:BCR:H383	1.90	0.99
2:B:149:LEU:CG	22:B:1011:CLA:HBC1	1.92	0.99
22:B:1016:CLA:H162	22:D:1008:CLA:HMA3	1.40	0.99
12:M:29:THR:O	12:M:32:GLN:HG2	1.61	0.99
22:B:1012:CLA:CGA	22:B:1020:CLA:H141	1.91	0.99
22:C:1033:CLA:CMA	22:K:1034:CLA:C3C	2.41	0.99
2:B:278:SER:HB3	2:B:281:GLN:HG2	1.41	0.99
29:C:1056:DGD:HE5	29:C:1056:DGD:HD62	0.99	0.99
2:B:341:LYS:HB3	2:B:406:LEU:HD22	1.45	0.99
22:B:1012:CLA:C3B	22:B:1015:CLA:HBB2	1.91	0.99
4:D:91:LEU:HA	22:D:1008:CLA:HED1	1.41	0.99

Continued on next page...

Continued from previous page...

Atom-1	Atom-2	Interatomic distance (Å)	Clash overlap (Å)
2:B:75:TRP:NE1	2:B:94:GLU:HB2	1.76	0.99
22:B:1009:CLA:H142	22:B:1009:CLA:C10	1.89	0.99
22:B:1015:CLA:H41	22:B:1015:CLA:H72	1.41	0.99
16:V:34:LEU:HD22	16:V:47:LEU:HB3	1.44	0.99
22:C:1030:CLA:HMB2	22:C:1031:CLA:NB	1.78	0.98
1:A:269:ARG:HD3	4:D:222:LEU:HD11	1.45	0.98
2:B:324:LEU:HA	4:D:293:LEU:HD22	1.43	0.98
22:C:1033:CLA:HMA3	22:K:1034:CLA:CMC	1.92	0.98
22:C:1025:CLA:H42	22:C:1025:CLA:C2B	1.93	0.98
1:A:156:ALA:HA	1:A:160:ILE:HD12	1.43	0.98
3:C:417:VAL:HG11	16:V:68:VAL:HG11	1.40	0.98
22:C:1026:CLA:HBA1	22:C:1027:CLA:HAC1	0.98	0.98
3:C:91:HIS:CD2	22:C:1026:CLA:HED1	1.97	0.98
14:T:4:ILE:HD13	14:T:5:THR:N	1.78	0.98
1:A:279:ARG:CD	4:D:208:ALA:HB1	1.93	0.98
22:B:1010:CLA:H162	22:B:1010:CLA:H112	1.31	0.98
22:B:1010:CLA:C11	22:B:1010:CLA:C16	2.30	0.98
22:B:1023:CLA:CED	22:B:1024:CLA:CBB	2.40	0.98
22:C:1030:CLA:HED2	22:C:1030:CLA:C3D	1.93	0.98
2:B:475:PHE:CD1	4:D:140:PRO:CG	2.45	0.98
3:C:348:GLU:HB3	13:O:42:ALA:HB1	1.43	0.98
28:D:1059:MGE:H211	28:D:1059:MGE:CFB	1.92	0.98
22:C:1025:CLA:H151	22:C:1031:CLA:H92	1.34	0.98
22:C:1027:CLA:H152	25:Z:1053:BCR:H332	1.42	0.98
2:B:105:GLY:CA	25:B:1047:BCR:C40	2.42	0.98
22:D:1008:CLA:H141	22:D:1008:CLA:H172	1.46	0.97
24:A:1043:PQ9:C45	28:D:1059:MGE:H101	1.94	0.97
22:C:1033:CLA:OBD	22:C:1033:CLA:HED3	1.62	0.97
22:A:1003:CLA:HED2	22:A:1003:CLA:H2A	1.41	0.97
2:B:220:ARG:HD3	2:B:221:PRO:HD2	1.43	0.97
22:B:1020:CLA:HED1	22:B:1021:CLA:HMB2	1.46	0.97
22:D:1005:CLA:HBC2	22:D:1004:CLA:HBB2	1.42	0.97
22:C:1029:CLA:C4C	22:C:1029:CLA:C4	2.42	0.97
22:B:1014:CLA:HBA1	22:B:1014:CLA:CHA	1.95	0.97
22:B:1016:CLA:H52	22:H:1017:CLA:H91	0.97	0.97
22:B:1021:CLA:H142	22:B:1021:CLA:H102	0.99	0.97
3:C:271:TYR:CE1	22:C:1031:CLA:HAC1	1.99	0.97
22:D:1008:CLA:H141	22:D:1008:CLA:C17	1.95	0.97
1:A:159:LEU:HD21	29:C:1055:DGD:HA71	1.45	0.97
1:A:228:THR:HG22	1:A:229:GLU:H	1.27	0.97
7:H:6:TRP:CD1	7:H:10:ILE:HD11	1.99	0.97

Continued on next page...

Continued from previous page...

Atom-1	Atom-2	Interatomic distance (Å)	Clash overlap (Å)
22:B:1011:CLA:CAD	22:B:1013:CLA:H12	1.95	0.97
22:C:1032:CLA:H151	10:K:33:PHE:HZ	0.81	0.97
22:C:1033:CLA:HED3	22:C:1033:CLA:CAD	1.94	0.97
25:B:1048:BCR:C40	25:B:1048:BCR:C37	2.30	0.97
22:C:1033:CLA:H171	22:C:1033:CLA:C14	1.92	0.97
23:A:1038:PHO:H93	22:D:1005:CLA:H18	1.46	0.96
22:B:1009:CLA:C1A	22:B:1009:CLA:CGA	2.43	0.96
22:B:1020:CLA:C10	22:B:1020:CLA:C16	2.43	0.96
22:B:1022:CLA:H91	22:B:1022:CLA:C12	1.92	0.96
25:D:1050:BCR:H372	28:D:1059:MGE:C3A	1.95	0.96
22:B:1023:CLA:CED	22:B:1024:CLA:HBB1	1.94	0.96
22:C:1030:CLA:HBB2	22:C:1031:CLA:HED1	1.45	0.96
22:C:1033:CLA:H143	22:C:1033:CLA:C17	1.95	0.96
25:D:1050:BCR:HC8	25:D:1050:BCR:H331	1.43	0.96
2:B:174:LEU:HD13	2:B:174:LEU:N	1.79	0.96
1:A:212:CYS:HB2	4:D:211:CYS:HB2	1.43	0.96
2:B:103:LEU:HB2	22:B:1014:CLA:H92	1.45	0.96
22:C:1029:CLA:C5	22:C:1029:CLA:CHC	2.43	0.96
28:L:1061:MGE:H1G2	28:L:1061:MGE:O1B	1.63	0.96
16:V:38:LEU:HA	16:V:95:ILE:HG22	1.45	0.96
24:D:1042:PQ9:C24	28:L:1061:MGE:H263	1.95	0.96
22:B:1022:CLA:C8	22:B:1022:CLA:H143	1.95	0.96
3:C:49:LEU:CD2	3:C:52:ALA:N	2.28	0.96
3:C:350:ILE:HG21	3:C:359:TRP:HB2	1.43	0.96
22:C:1029:CLA:CHC	22:C:1029:CLA:H52	1.96	0.96
25:K:1051:BCR:H403	25:K:1051:BCR:C23	1.94	0.96
25:Z:1053:BCR:H23C	25:Z:1053:BCR:C38	1.91	0.96
22:B:1022:CLA:H143	22:B:1022:CLA:C7	1.96	0.95
22:B:1011:CLA:H2	22:B:1013:CLA:C9	1.95	0.95
22:B:1023:CLA:H91	22:B:1024:CLA:H151	1.47	0.95
29:C:1057:DGD:CEA	28:D:1059:MGE:H222	1.96	0.95
22:B:1011:CLA:HED2	22:B:1012:CLA:HED1	0.96	0.95
23:D:1039:PHO:CMA	22:D:1004:CLA:C14	2.41	0.95
22:B:1020:CLA:H161	22:B:1020:CLA:H101	1.47	0.95
3:C:155:ASN:HA	3:C:158:THR:HG22	1.49	0.95
25:Z:1053:BCR:H383	25:Z:1053:BCR:C23	1.97	0.95
22:C:1025:CLA:C12	25:C:1054:BCR:H351	1.96	0.95
22:A:1003:CLA:HHD	22:A:1003:CLA:HBC2	1.47	0.95
3:C:46:SER:OG	3:C:149:TYR:HB3	1.65	0.95
3:C:348:GLU:HB3	13:O:42:ALA:CB	1.95	0.95
22:C:1030:CLA:H143	22:C:1030:CLA:H171	1.48	0.95

Continued on next page...

Continued from previous page...

Atom-1	Atom-2	Interatomic distance (Å)	Clash overlap (Å)
29:C:1055:DGD:CIB	29:C:1055:DGD:HBF1	1.97	0.95
2:B:169:SER:HB3	2:B:176:GLY:CA	1.96	0.95
4:D:188:PHE:CE2	4:D:326:ARG:HG2	2.01	0.95
22:B:1021:CLA:HED3	22:B:1021:CLA:H2A	0.94	0.94
22:B:1011:CLA:H2	22:B:1013:CLA:H92	1.46	0.94
22:B:1018:CLA:H102	22:B:1023:CLA:CAA	1.97	0.94
22:B:1022:CLA:H143	22:B:1022:CLA:C10	1.97	0.94
3:C:264:PHE:N	3:C:264:PHE:CD2	2.30	0.94
22:B:1015:CLA:C7	22:B:1015:CLA:C4	2.41	0.94
22:C:1035:CLA:C2B	25:C:1052:BCR:H271	1.97	0.94
3:C:263:ALA:CB	3:C:264:PHE:CE2	2.51	0.94
13:O:80:GLU:O	13:O:82:PRO:HD3	1.68	0.94
22:B:1011:CLA:HED2	22:B:1012:CLA:HED3	1.46	0.94
7:H:12:ARG:HH12	7:H:15:ASN:HB3	1.30	0.94
22:B:1012:CLA:HBB1	22:B:1015:CLA:HBB2	1.46	0.94
5:E:8:ARG:NE	6:F:13:TYR:HB2	1.81	0.94
22:A:1006:CLA:H161	24:A:1043:PQ9:H443	1.47	0.94
2:B:8:VAL:O	2:B:11:VAL:HG23	1.67	0.94
22:C:1036:CLA:HBC2	22:C:1036:CLA:HMC1	1.48	0.94
22:B:1009:CLA:HMB1	25:H:1049:BCR:H271	1.46	0.94
22:B:1018:CLA:H102	22:B:1023:CLA:HAA1	1.50	0.94
22:C:1026:CLA:H122	22:C:1026:CLA:C7	1.95	0.94
22:C:1029:CLA:NC	22:C:1029:CLA:C4	2.30	0.94
22:C:1029:CLA:H11	22:C:1029:CLA:C4D	1.98	0.94
22:D:1008:CLA:H193	22:D:1008:CLA:H143	1.33	0.94
25:D:1050:BCR:H23C	25:D:1050:BCR:C38	1.91	0.94
14:T:18:PHE:HA	25:T:6046:BCR:C33	1.96	0.94
25:T:6046:BCR:HC8	25:T:6046:BCR:C33	1.96	0.94
25:T:6048:BCR:H371	25:T:6048:BCR:H403	1.33	0.94
2:B:65:PHE:HE2	22:B:1012:CLA:HMA2	1.32	0.94
31:F:1040:HEM:HMA1	31:F:1040:HEM:CBA	1.97	0.94
1:A:183:MET:HB3	22:A:1003:CLA:HBC3	1.48	0.94
26:A:1063:LHG:H321	22:K:1034:CLA:H151	1.50	0.94
3:C:333:GLY:H	3:C:338:GLY:HA2	1.33	0.94
10:K:33:PHE:O	10:K:33:PHE:HD2	1.51	0.94
3:C:117:VAL:HG11	22:C:1027:CLA:H42	1.50	0.93
3:C:179:ALA:HB1	3:C:199:ILE:HD13	1.49	0.93
3:C:263:ALA:HB3	3:C:264:PHE:CD2	2.03	0.93
22:A:1003:CLA:H41	22:A:1003:CLA:C7	1.91	0.93
22:B:1011:CLA:C3D	22:B:1013:CLA:H12	1.96	0.93
3:C:224:ILE:HG23	25:C:1054:BCR:H381	1.47	0.93

Continued on next page...

Continued from previous page...

Atom-1	Atom-2	Interatomic distance (Å)	Clash overlap (Å)
22:C:1033:CLA:HBB1	22:C:1033:CLA:HHC	1.49	0.93
29:C:1056:DGD:HD61	29:C:1056:DGD:HE3	0.94	0.93
25:D:1050:BCR:C22	28:D:1059:MGE:H3A1	1.97	0.93
16:V:148:GLU:HA	16:V:151:ILE:HD11	1.48	0.93
22:B:1022:CLA:H92	22:B:1022:CLA:CBC	1.98	0.93
22:C:1025:CLA:H152	22:C:1031:CLA:H92	1.49	0.93
1:A:187:GLN:HG3	1:A:325:ASN:HD21	1.32	0.93
22:B:1022:CLA:H93	22:B:1022:CLA:H142	0.95	0.93
22:C:1028:CLA:H2	29:C:1056:DGD:O1A	1.66	0.93
22:C:1029:CLA:CMD	22:C:1031:CLA:HAB	1.99	0.93
25:B:1047:BCR:H371	25:B:1047:BCR:H392	1.32	0.93
22:B:1016:CLA:H52	22:H:1017:CLA:H92	1.49	0.93
22:B:1022:CLA:H42	22:B:1022:CLA:O1A	1.68	0.93
15:U:68:THR:HG22	15:U:71:GLN:H	1.33	0.93
4:D:87:HIS:CD2	4:D:162:LEU:HA	2.04	0.93
29:C:1055:DGD:O2D	29:C:1055:DGD:HG31	1.67	0.93
4:D:261:PHE:N	24:D:1042:PQ9:H92	1.81	0.93
22:B:1011:CLA:H193	22:H:1017:CLA:C10	1.95	0.93
22:B:1011:CLA:C1	22:B:1013:CLA:H93	1.99	0.93
22:B:1023:CLA:HBC2	22:B:1023:CLA:HMC1	1.47	0.93
28:B:1060:MGE:H8A2	11:L:23:LEU:HD21	1.47	0.93
4:D:148:ALA:HB3	4:D:149:PRO:HD3	1.48	0.93
9:J:10:LEU:HD13	9:J:10:LEU:H	1.34	0.93
10:K:39:VAL:HG23	18:Y:36:ILE:CD1	1.96	0.93
22:B:1014:CLA:C7	22:B:1014:CLA:C4	2.36	0.93
29:C:1057:DGD:HBF2	29:C:1057:DGD:HGB3	1.51	0.93
9:J:21:VAL:HG12	9:J:22:ILE:HD12	1.48	0.93
25:T:6046:BCR:H331	25:T:6046:BCR:C8	1.92	0.93
1:A:142:TRP:HB3	3:C:443:TRP:CH2	2.03	0.92
1:A:196:PRO:HB2	29:C:1057:DGD:HA81	1.47	0.92
23:A:1038:PHO:C20	22:D:1005:CLA:CMB	2.48	0.92
22:B:1012:CLA:C1D	22:B:1020:CLA:C20	2.47	0.92
2:B:370:LEU:HB2	2:B:379:ALA:HB3	1.47	0.92
25:B:1045:BCR:H331	25:B:1045:BCR:C8	1.98	0.92
22:C:1028:CLA:NC	29:C:1056:DGD:HA31	1.84	0.92
24:D:1042:PQ9:H242	28:L:1061:MGE:H212	1.46	0.92
2:B:83:GLU:HG2	2:B:86:ILE:HD11	1.51	0.92
22:A:1003:CLA:H42	23:A:1038:PHO:C3B	1.99	0.92
22:B:1021:CLA:HED3	22:B:1021:CLA:O1A	1.70	0.92
22:C:1030:CLA:HMB2	22:C:1031:CLA:C4B	1.99	0.92
22:A:1006:CLA:CBB	22:D:1004:CLA:H51	1.99	0.92

Continued on next page...

Continued from previous page...

Atom-1	Atom-2	Interatomic distance (Å)	Clash overlap (Å)
23:A:1038:PHO:C20	22:D:1005:CLA:C2B	2.46	0.92
22:B:1016:CLA:H51	22:H:1017:CLA:H112	1.52	0.92
22:B:1023:CLA:H161	22:B:1023:CLA:H101	1.51	0.92
16:V:118:HIS:CD2	16:V:119:PRO:HD2	2.05	0.92
3:C:167:VAL:HA	3:C:170:ILE:HD12	1.50	0.92
4:D:139:ARG:HH12	4:D:265:ARG:HH21	1.15	0.92
24:A:1043:PQ9:H452	28:D:1059:MGE:H8A2	1.51	0.92
25:B:1045:BCR:H372	25:B:1045:BCR:H361	1.50	0.92
22:C:1031:CLA:HHD	22:C:1031:CLA:CBC	1.98	0.92
1:A:272:HIS:CD2	4:D:218:VAL:HG21	2.04	0.92
22:B:1014:CLA:HHD	22:B:1014:CLA:CBC	2.00	0.92
22:B:1021:CLA:H2A	22:B:1021:CLA:O1A	1.61	0.92
18:Y:44:GLY:O	18:Y:45:ASN:HB3	1.70	0.92
1:A:76:ASN:ND2	11:L:33:SER:HB3	1.85	0.91
22:B:1015:CLA:CBC	25:B:1045:BCR:C34	2.45	0.91
3:C:167:VAL:O	3:C:170:ILE:HB	1.69	0.91
1:A:310:LYS:HB2	16:V:28:GLU:HB3	1.51	0.91
22:B:1016:CLA:HBC3	22:B:1016:CLA:HHD	1.49	0.91
16:V:88:ALA:HA	16:V:108:TYR:CE2	2.05	0.91
22:A:1003:CLA:H42	23:A:1038:PHO:NB	1.85	0.91
2:B:174:LEU:CD2	2:B:266:GLU:HG2	2.01	0.91
3:C:36:TRP:CZ3	3:C:37:ALA:HB2	2.06	0.91
22:C:1031:CLA:OBD	22:C:1033:CLA:H161	1.71	0.91
22:B:1015:CLA:C4	22:B:1015:CLA:H71	2.00	0.91
22:D:1005:CLA:HBC1	22:D:1004:CLA:HBB2	1.48	0.91
2:B:55:MET:HE3	2:B:80:ILE:HG21	1.51	0.91
22:B:1022:CLA:H202	22:B:1022:CLA:C2D	2.01	0.91
20:Z:20:VAL:O	20:Z:24:PRO:HD2	1.69	0.91
29:C:1055:DGD:HAT1	29:C:1055:DGD:C6A	2.01	0.91
3:C:224:ILE:HD12	25:C:1054:BCR:H383	1.53	0.91
3:C:296:VAL:HG23	3:C:297:TYR:CD1	2.06	0.91
13:O:214:LYS:HE3	13:O:251:MET:HG3	1.53	0.91
22:A:1003:CLA:C4	23:A:1038:PHO:C1B	2.49	0.90
22:B:1013:CLA:HMB3	22:B:1014:CLA:H11	1.53	0.90
28:B:1060:MGE:H7B1	28:B:1060:MGE:H3B2	1.53	0.90
29:C:1057:DGD:CIB	29:C:1057:DGD:CEB	2.47	0.90
25:Z:1053:BCR:H361	25:Z:1053:BCR:C37	2.01	0.90
2:B:149:LEU:HB2	22:B:1012:CLA:H202	1.53	0.90
2:B:273:TYR:HA	2:B:276:ASP:OD1	1.71	0.90
22:C:1036:CLA:HHC	22:C:1036:CLA:HBB1	1.53	0.90
3:C:443:TRP:CD1	22:C:1032:CLA:HMD3	2.06	0.90

Continued on next page...

Continued from previous page...

Atom-1	Atom-2	Interatomic distance (Å)	Clash overlap (Å)
26:A:1063:LHG:C29	22:C:1032:CLA:C7	2.50	0.90
22:B:1009:CLA:CED	22:B:1009:CLA:H2A	2.00	0.90
22:B:1022:CLA:H143	22:B:1022:CLA:H101	1.51	0.90
16:V:62:ALA:O	16:V:63:CYS:HB2	1.70	0.90
13:O:52:ALA:HB1	13:O:230:VAL:H	1.34	0.90
3:C:61:VAL:HG11	3:C:125:LEU:HD13	1.53	0.90
3:C:100:GLY:HA2	3:C:196:VAL:HG12	1.50	0.90
29:C:1057:DGD:HAF2	28:D:1059:MGE:CCB	1.99	0.90
22:B:1009:CLA:HMB2	25:H:1049:BCR:H271	1.52	0.90
22:C:1033:CLA:H2	22:C:1033:CLA:O1A	1.72	0.90
1:A:127:MET:O	1:A:130:GLN:HB3	1.72	0.90
1:A:180:PHE:CD1	4:D:192:THR:HB	2.07	0.90
1:A:184:ILE:HG12	4:D:186:GLN:NE2	1.87	0.90
1:A:224:ILE:H	2:B:482:ILE:HG23	1.34	0.90
3:C:56:HIS:C	3:C:58:GLY:H	1.72	0.90
22:B:1022:CLA:H43	22:B:1022:CLA:CGA	2.01	0.90
3:C:49:LEU:O	3:C:49:LEU:HD13	1.71	0.90
11:L:14:ARG:HA	12:M:26:TYR:HE1	1.36	0.90
3:C:199:ILE:HG21	3:C:234:VAL:HG11	1.54	0.89
3:C:449:ARG:HD3	22:C:1029:CLA:HED1	1.54	0.89
5:E:13:ILE:HG12	31:F:1040:HEM:HBC2	1.52	0.89
11:L:24:ILE:HD13	12:M:18:PRO:HG2	1.52	0.89
22:A:1006:CLA:HHD	22:A:1006:CLA:CBC	2.02	0.89
2:B:265:ILE:HD12	2:B:265:ILE:H	1.36	0.89
4:D:253:TRP:HA	4:D:256:ILE:CG2	2.02	0.89
24:A:1043:PQ9:H452	28:D:1059:MGE:C8A	2.01	0.89
22:C:1033:CLA:CMA	22:K:1034:CLA:C2C	2.51	0.89
28:B:1060:MGE:CFB	28:B:1060:MGE:CBB	2.32	0.89
3:C:48:LYS:HD2	22:C:1035:CLA:HED1	1.53	0.89
4:D:226:GLY:HA3	4:D:234:ALA:HB2	1.54	0.89
22:D:1008:CLA:H143	22:D:1008:CLA:H18	1.52	0.89
22:B:1009:CLA:H8	22:B:1009:CLA:H143	0.90	0.89
28:B:1060:MGE:H7B1	28:B:1060:MGE:C3B	2.03	0.89
8:I:31:ASN:HB2	8:I:32:PRO:HD2	1.55	0.89
25:A:1044:BCR:H403	25:A:1044:BCR:H372	1.55	0.89
26:A:1063:LHG:C29	22:C:1032:CLA:H72	2.01	0.89
22:C:1025:CLA:C12	25:C:1054:BCR:C35	2.49	0.89
6:F:41:GLN:NE2	9:J:28:PHE:HA	1.87	0.89
25:T:6046:BCR:H392	25:T:6046:BCR:H23C	1.54	0.89
2:B:127:ARG:HD3	2:B:128:THR:HG23	1.54	0.89
2:B:174:LEU:N	2:B:174:LEU:CD1	2.35	0.89

Continued on next page...

Continued from previous page...

Atom-1	Atom-2	Interatomic distance (Å)	Clash overlap (Å)
2:B:338:GLN:HA	2:B:338:GLN:HE21	1.36	0.89
2:B:460:LEU:HA	29:B:1058:DGD:HAG1	1.53	0.89
22:B:1023:CLA:H91	22:B:1024:CLA:C15	2.03	0.89
22:B:1013:CLA:HBC3	22:B:1013:CLA:HMC1	1.54	0.89
2:B:191:ASN:ND2	7:H:60:VAL:HG12	1.88	0.88
22:B:1012:CLA:H12	22:B:1013:CLA:H43	1.55	0.88
22:B:1013:CLA:HAB	22:B:1014:CLA:C5	2.03	0.88
1:A:314:ILE:HD12	4:D:58:TRP:HZ3	1.36	0.88
22:B:1016:CLA:H162	22:D:1008:CLA:HMA1	0.89	0.88
3:C:223:TRP:CD1	3:C:224:ILE:HG12	2.08	0.88
24:D:1042:PQ9:O1	24:D:1042:PQ9:H143	1.72	0.88
13:O:132:VAL:HG23	13:O:144:LEU:HD21	1.55	0.88
2:B:311:PHE:HE2	2:B:317:ASN:HD21	1.15	0.88
29:B:1058:DGD:HBF2	29:B:1058:DGD:HBF2	0.91	0.88
3:C:348:GLU:HG2	3:C:349:ILE:HG13	1.52	0.88
22:C:1035:CLA:C8	25:C:1052:BCR:C40	2.52	0.88
4:D:191:TRP:CE2	4:D:197:HIS:HB2	2.08	0.88
22:B:1021:CLA:CED	22:B:1021:CLA:H2	2.04	0.88
2:B:99:ALA:HB1	22:B:1014:CLA:C4	2.04	0.88
2:B:25:MET:HG3	25:B:1045:BCR:H401	1.55	0.88
3:C:56:HIS:HA	3:C:59:LEU:HD12	1.56	0.88
3:C:117:VAL:HG12	3:C:118:HIS:N	1.87	0.88
22:C:1031:CLA:H141	25:C:1054:BCR:H362	1.54	0.88
25:D:1050:BCR:H383	25:D:1050:BCR:C23	1.97	0.88
2:B:7:ARG:HG2	2:B:7:ARG:NH1	1.83	0.88
2:B:105:GLY:HA3	25:B:1047:BCR:C40	2.02	0.88
22:B:1012:CLA:CBB	22:B:1015:CLA:HBB2	2.04	0.88
4:D:183:LEU:HD23	4:D:183:LEU:H	1.38	0.88
10:K:31:LEU:HB3	25:K:1051:BCR:C14	2.03	0.88
1:A:220:THR:HA	1:A:223:LEU:HD23	1.53	0.87
1:A:265:PHE:CZ	26:A:1063:LHG:H151	2.07	0.87
25:B:1048:BCR:H403	25:B:1048:BCR:H372	1.56	0.87
4:D:124:GLY:HA2	4:D:127:LEU:HD12	1.54	0.87
11:L:29:LEU:HB2	14:T:9:ILE:HG21	1.54	0.87
15:U:31:ASN:HD22	15:U:32:ILE:N	1.70	0.87
18:Y:43:ARG:CG	18:Y:44:GLY:H	1.87	0.87
22:B:1020:CLA:H102	22:B:1020:CLA:C16	2.03	0.87
3:C:39:ASN:HB2	22:C:1032:CLA:HBA1	1.56	0.87
22:D:1008:CLA:HMC1	22:D:1008:CLA:CBC	2.05	0.87
18:Y:42:ARG:HB3	18:Y:43:ARG:HH11	1.40	0.87
22:B:1011:CLA:C19	22:H:1017:CLA:C10	2.51	0.87

Continued on next page...

Continued from previous page...

Atom-1	Atom-2	Interatomic distance (Å)	Clash overlap (Å)
22:B:1018:CLA:H152	22:B:1020:CLA:O1A	1.75	0.87
3:C:50:LEU:HD21	3:C:54:VAL:HG23	1.54	0.87
3:C:63:TRP:HE1	22:C:1028:CLA:C2C	1.86	0.87
3:C:79:LYS:HB3	3:C:84:GLN:NE2	1.89	0.87
22:A:1003:CLA:HAA2	22:A:1003:CLA:HED3	1.54	0.87
4:D:258:GLY:O	4:D:259:ILE:HD13	1.73	0.87
22:B:1018:CLA:C10	22:B:1023:CLA:CAA	2.52	0.87
3:C:417:VAL:CG1	16:V:68:VAL:HB	2.05	0.87
22:C:1029:CLA:C4B	22:C:1029:CLA:C5	2.52	0.87
5:E:20:TRP:HZ2	9:J:13:VAL:HG23	1.40	0.87
25:H:1049:BCR:H311	25:H:1049:BCR:HC8	1.57	0.87
2:B:191:ASN:HD21	7:H:60:VAL:HA	1.39	0.87
2:B:332:LYS:HB3	2:B:444:ARG:HH12	1.38	0.87
25:B:1048:BCR:H392	25:B:1048:BCR:H373	1.56	0.87
4:D:92:LEU:HA	4:D:104:TRP:CD1	2.09	0.87
5:E:73:LYS:O	5:E:76:VAL:HG23	1.74	0.87
15:U:45:LEU:O	15:U:49:ILE:HG13	1.74	0.87
15:U:68:THR:CG2	15:U:71:GLN:H	1.86	0.87
7:H:44:ILE:HD11	17:X:19:PHE:CE2	2.10	0.87
25:K:1051:BCR:H23C	25:K:1051:BCR:C40	2.01	0.87
22:B:1011:CLA:C2	22:B:1013:CLA:C9	2.53	0.86
22:B:1014:CLA:H111	25:B:1048:BCR:HC7	1.57	0.86
22:B:1023:CLA:H143	22:B:1024:CLA:H61	1.57	0.86
4:D:274:VAL:HB	4:D:275:PRO:HD3	1.55	0.86
18:Y:32:GLY:O	18:Y:35:ILE:HG23	1.74	0.86
1:A:44:ALA:HB2	1:A:118:HIS:HB3	1.57	0.86
22:A:1003:CLA:C4	23:A:1038:PHO:C2B	2.52	0.86
22:C:1028:CLA:H102	29:C:1056:DGD:HAS2	1.57	0.86
29:C:1056:DGD:O1A	29:C:1056:DGD:HA41	1.73	0.86
6:F:40:MET:O	6:F:43:ILE:HG13	1.75	0.86
22:K:1034:CLA:C4	22:K:1034:CLA:C7	2.49	0.86
2:B:223:GLN:HE21	7:H:21:VAL:HG11	1.39	0.86
22:A:1003:CLA:H42	23:A:1038:PHO:C2B	2.06	0.86
2:B:456:ALA:CB	29:B:1058:DGD:HBV1	2.05	0.86
3:C:172:ALA:N	22:C:1025:CLA:HBC2	1.90	0.86
10:K:11:LEU:HD11	10:K:22:VAL:HG21	1.58	0.86
1:A:297:LEU:HD22	3:C:404:LEU:HD23	1.56	0.86
2:B:105:GLY:HA2	25:B:1047:BCR:C40	2.02	0.86
3:C:49:LEU:CD2	3:C:52:ALA:CB	2.53	0.86
25:T:6048:BCR:H403	25:T:6048:BCR:H372	1.57	0.86
25:A:1044:BCR:H392	25:A:1044:BCR:H373	1.55	0.86

Continued on next page...

Continued from previous page...

Atom-1	Atom-2	Interatomic distance (Å)	Clash overlap (Å)
7:H:54:ILE:O	7:H:55:LEU:HD13	1.75	0.86
25:H:1049:BCR:C39	25:H:1049:BCR:C23	2.30	0.86
22:B:1013:CLA:C12	22:B:1018:CLA:H42	2.05	0.86
3:C:49:LEU:HD12	3:C:49:LEU:N	1.91	0.86
3:C:140:LEU:HD21	3:C:146:PHE:HE1	1.38	0.86
3:C:223:TRP:NE1	3:C:224:ILE:HG12	1.90	0.86
22:C:1035:CLA:C9	25:C:1052:BCR:H402	2.06	0.86
22:K:1034:CLA:H71	22:K:1034:CLA:H43	1.57	0.86
1:A:14:TRP:HH2	8:I:21:PHE:HB3	1.41	0.86
1:A:103:ASP:HA	1:A:106:LEU:HD12	1.58	0.86
4:D:95:PRO:HG3	17:X:15:SER:HB2	1.57	0.86
4:D:160:TYR:CE1	27:D:1068:IOD:I	2.98	0.86
28:D:1059:MGE:H251	28:D:1059:MGE:H212	1.56	0.86
25:T:6048:BCR:H392	25:T:6048:BCR:H373	1.56	0.86
3:C:50:LEU:HD23	3:C:51:GLY:N	1.91	0.86
3:C:263:ALA:CB	3:C:264:PHE:CD2	2.59	0.86
3:C:429:SER:HB3	29:C:1056:DGD:HA91	1.58	0.86
29:C:1056:DGD:C3E	29:C:1056:DGD:C6D	2.46	0.86
13:O:55:ALA:HB1	13:O:161:SER:HB3	1.55	0.86
1:A:279:ARG:HD3	4:D:208:ALA:CB	2.06	0.85
3:C:50:LEU:HD23	3:C:50:LEU:O	1.76	0.85
4:D:213:ILE:HG12	24:D:1042:PQ9:H111	1.58	0.85
10:K:26:PRO:O	10:K:29:PRO:HD2	1.75	0.85
22:B:1019:CLA:HBA1	22:B:1019:CLA:CHA	2.07	0.85
3:C:42:LEU:CD1	3:C:49:LEU:CD1	2.54	0.85
6:F:28:VAL:HB	6:F:29:PRO:HD3	1.58	0.85
1:A:258:LEU:HD12	4:D:128:ARG:NH2	1.91	0.85
22:A:1006:CLA:C17	25:D:1050:BCR:H282	2.07	0.85
22:B:1012:CLA:C1D	22:B:1020:CLA:H201	2.05	0.85
25:B:1047:BCR:H392	25:B:1047:BCR:H373	1.56	0.85
3:C:49:LEU:HD11	22:C:1035:CLA:HMA2	1.58	0.85
22:C:1027:CLA:HMC1	22:C:1027:CLA:HBC3	1.56	0.85
13:O:46:PRO:HB2	13:O:266:TYR:CD2	2.12	0.85
11:L:14:ARG:HA	12:M:26:TYR:CE1	2.10	0.85
22:B:1022:CLA:H93	22:B:1022:CLA:C13	2.05	0.85
13:O:179:THR:HG22	13:O:180:ALA:N	1.92	0.85
1:A:259:ILE:HD13	24:A:1043:PQ9:H242	1.58	0.85
22:C:1025:CLA:H141	22:C:1031:CLA:CMB	2.05	0.85
22:C:1033:CLA:HMA3	22:K:1034:CLA:C2C	2.07	0.85
2:B:52:LEU:HD22	2:B:311:PHE:HD1	1.41	0.85
13:O:132:VAL:HG23	13:O:144:LEU:CD2	2.07	0.85

Continued on next page...

Continued from previous page...

Atom-1	Atom-2	Interatomic distance (Å)	Clash overlap (Å)
1:A:52:PHE:CD2	1:A:71:LEU:HD11	2.11	0.85
29:C:1055:DGD:HBF1	29:C:1055:DGD:HGB2	1.58	0.85
6:F:15:ILE:HG13	6:F:16:PHE:HD1	1.41	0.85
3:C:50:LEU:CD2	3:C:51:GLY:N	2.40	0.85
2:B:3:LEU:HB3	11:L:9:PRO:O	1.77	0.85
22:B:1012:CLA:CBB	22:B:1015:CLA:CBB	2.55	0.85
22:B:1016:CLA:C16	22:D:1008:CLA:HMA3	2.02	0.84
22:B:1024:CLA:HBC2	22:B:1024:CLA:HMC1	1.59	0.84
7:H:43:LEU:HD21	17:X:19:PHE:CE1	2.12	0.84
13:O:176:SER:HB3	13:O:216:PHE:HE2	1.41	0.84
18:Y:42:ARG:CB	18:Y:43:ARG:HH11	1.90	0.84
22:C:1030:CLA:HED2	22:C:1030:CLA:CAD	2.07	0.84
10:K:33:PHE:O	10:K:33:PHE:CD2	2.30	0.84
2:B:149:LEU:HG	22:B:1011:CLA:CBC	2.05	0.84
3:C:406:SER:HB3	29:C:1056:DGD:HE1	1.59	0.84
22:D:1004:CLA:H201	28:D:1059:MGE:H8A1	1.58	0.84
6:F:19:ARG:HH22	31:F:1040:HEM:HAC	1.39	0.84
22:C:1025:CLA:H91	25:C:1054:BCR:H373	1.56	0.84
4:D:261:PHE:H	24:D:1042:PQ9:C9	1.85	0.84
1:A:291:SER:HB3	3:C:431:PHE:CE1	2.13	0.84
22:C:1029:CLA:HMC1	22:C:1029:CLA:CBC	2.08	0.84
22:C:1037:CLA:HHD	22:C:1037:CLA:CBC	2.06	0.84
1:A:338:ASN:O	1:A:339:PHE:CG	2.30	0.84
1:A:77:ILE:HD11	14:T:6:TYR:HB3	1.58	0.84
22:C:1031:CLA:C14	25:C:1054:BCR:H362	2.08	0.84
22:C:1033:CLA:H203	22:C:1033:CLA:H152	1.59	0.84
23:A:1038:PHO:H2A	23:A:1038:PHO:O1D	1.77	0.84
22:B:1016:CLA:C2	22:H:1017:CLA:C9	2.56	0.84
4:D:198:MET:HB3	22:D:1005:CLA:HED2	1.60	0.84
1:A:316:THR:C	4:D:63:LEU:HD21	1.97	0.84
2:B:460:LEU:HD23	2:B:460:LEU:O	1.77	0.84
22:B:1019:CLA:C19	22:B:1021:CLA:H72	2.07	0.84
22:B:1021:CLA:HED3	22:B:1021:CLA:H2	1.60	0.84
4:D:184:PHE:HE2	4:D:188:PHE:HD1	1.23	0.84
24:D:1042:PQ9:H401	11:L:30:LEU:HD12	1.58	0.84
11:L:24:ILE:HD13	12:M:18:PRO:CG	2.08	0.84
1:A:116:ILE:HD11	1:A:158:PHE:HB3	1.58	0.83
2:B:65:PHE:CZ	22:B:1012:CLA:CMA	2.58	0.83
2:B:220:ARG:HD2	7:H:20:LYS:O	1.76	0.83
2:B:463:PHE:CE1	22:B:1016:CLA:HBB1	2.12	0.83
22:B:1011:CLA:H12	22:B:1013:CLA:C9	2.06	0.83

Continued on next page...

Continued from previous page...

Atom-1	Atom-2	Interatomic distance (Å)	Clash overlap (Å)
22:B:1021:CLA:H41	28:B:1060:MGE:H242	1.60	0.83
3:C:229:ASN:HD22	3:C:229:ASN:N	1.73	0.83
22:C:1033:CLA:C2	22:C:1033:CLA:H71	2.07	0.83
15:U:61:VAL:HG12	15:U:75:LEU:HD23	1.58	0.83
2:B:463:PHE:HE1	22:B:1016:CLA:HBB1	1.42	0.83
10:K:33:PHE:CD2	10:K:33:PHE:C	2.50	0.83
16:V:135:GLU:O	16:V:139:VAL:HG23	1.78	0.83
20:Z:23:VAL:HG13	20:Z:27:TYR:CE2	2.12	0.83
1:A:160:ILE:HG21	3:C:431:PHE:HE1	1.44	0.83
2:B:264:PRO:CG	2:B:267:LEU:HB2	2.09	0.83
7:H:6:TRP:O	7:H:10:ILE:HG13	1.79	0.83
9:J:31:GLY:O	9:J:35:GLY:HA3	1.78	0.83
1:A:301:ASN:HD22	3:C:407:VAL:HG11	1.41	0.83
22:B:1009:CLA:CAA	25:H:1049:BCR:H363	2.08	0.83
25:B:1047:BCR:H403	25:B:1047:BCR:H372	1.56	0.83
22:C:1025:CLA:C14	22:C:1031:CLA:HMB3	2.05	0.83
13:O:176:SER:HB3	13:O:216:PHE:CE2	2.13	0.83
14:T:1:MET:O	14:T:4:ILE:HG23	1.77	0.83
26:A:1063:LHG:H161	26:A:1063:LHG:C12	2.05	0.83
22:B:1022:CLA:H142	22:B:1022:CLA:C6	1.98	0.83
3:C:42:LEU:CD1	3:C:49:LEU:HD11	2.09	0.83
23:D:1039:PHO:HBC2	23:D:1039:PHO:CHD	2.06	0.83
22:K:1034:CLA:C7	22:K:1034:CLA:H41	2.08	0.83
2:B:12:LEU:HD13	22:B:1020:CLA:HMC2	1.60	0.83
24:D:1042:PQ9:H392	28:L:1061:MGE:H241	1.58	0.83
23:A:1038:PHO:H202	22:D:1005:CLA:CMB	2.08	0.83
22:B:1011:CLA:HMD2	22:B:1014:CLA:HMB1	1.59	0.83
22:C:1027:CLA:C15	25:Z:1053:BCR:H332	2.07	0.83
22:C:1032:CLA:C15	10:K:33:PHE:CZ	2.48	0.83
9:J:21:VAL:CG1	9:J:22:ILE:HD12	2.09	0.83
1:A:184:ILE:HG12	4:D:186:GLN:HE21	1.44	0.83
2:B:7:ARG:HH11	2:B:7:ARG:CG	1.91	0.83
22:B:1022:CLA:C6	22:B:1022:CLA:H143	2.09	0.83
3:C:185:LEU:HD12	3:C:230:LEU:HD22	1.59	0.83
14:T:4:ILE:HD13	14:T:5:THR:H	1.40	0.83
22:D:1008:CLA:C14	22:D:1008:CLA:H18	2.07	0.83
1:A:278:TRP:CE3	1:A:278:TRP:HA	2.13	0.82
3:C:318:LEU:CD2	3:C:328:VAL:HG11	2.08	0.82
3:C:429:SER:O	3:C:432:VAL:HG12	1.80	0.82
22:C:1025:CLA:H42	22:C:1025:CLA:HMB2	0.86	0.82
4:D:58:TRP:HE1	5:E:64:PRO:HD2	1.45	0.82

Continued on next page...

Continued from previous page...

Atom-1	Atom-2	Interatomic distance (Å)	Clash overlap (Å)
25:H:1049:BCR:H23C	25:H:1049:BCR:H392	0.83	0.82
1:A:58:VAL:HG12	1:A:60:ILE:H	1.42	0.82
26:A:1063:LHG:H291	22:C:1032:CLA:H71	1.60	0.82
22:D:1008:CLA:H193	22:D:1008:CLA:H141	1.60	0.82
3:C:49:LEU:CD2	22:C:1035:CLA:HMA1	2.07	0.82
4:D:148:ALA:HB1	4:D:279:LEU:HD13	1.60	0.82
22:D:1008:CLA:HMC1	22:D:1008:CLA:HBC2	1.60	0.82
10:K:28:ILE:HD13	10:K:31:LEU:HD12	1.60	0.82
14:T:21:ILE:HD12	25:T:6046:BCR:HC42	1.61	0.82
1:A:149:ALA:HB3	1:A:150:PRO:HD3	1.58	0.82
22:B:1011:CLA:CAD	22:B:1013:CLA:C1	2.57	0.82
22:C:1033:CLA:C2	22:C:1033:CLA:C7	2.54	0.82
31:F:1040:HEM:HMB2	31:F:1040:HEM:HBB2	1.58	0.82
3:C:49:LEU:CD1	3:C:49:LEU:H	1.91	0.82
29:C:1056:DGD:C6D	29:C:1056:DGD:C5E	2.50	0.82
3:C:89:ILE:HG12	3:C:111:PHE:HD2	1.45	0.82
1:A:279:ARG:HB3	4:D:212:ALA:HB2	1.60	0.82
23:A:1038:PHO:HBC3	23:A:1038:PHO:CHD	2.10	0.82
2:B:224:ARG:HG2	7:H:25:TRP:NE1	1.95	0.82
2:B:301:ALA:O	2:B:304:ALA:HB3	1.80	0.82
1:A:317:TRP:N	4:D:63:LEU:HD21	1.94	0.82
2:B:80:ILE:HD11	2:B:93:PHE:HZ	1.45	0.82
13:O:45:CYS:HB2	13:O:46:PRO:HD2	1.62	0.82
22:A:1003:CLA:C14	23:A:1038:PHO:C8	2.58	0.82
22:A:1007:CLA:H42	22:C:1029:CLA:H191	1.60	0.82
2:B:12:LEU:HD22	2:B:19:LEU:HD13	1.61	0.82
3:C:117:VAL:CG1	3:C:118:HIS:N	2.43	0.82
4:D:201:VAL:HG23	22:D:1004:CLA:HMB3	1.60	0.82
22:A:1006:CLA:H172	25:D:1050:BCR:H272	1.62	0.81
22:B:1009:CLA:CED	22:B:1009:CLA:C2A	2.53	0.81
1:A:120:LEU:HD21	1:A:155:PHE:HA	1.62	0.81
3:C:92:ILE:H	3:C:92:ILE:HD12	1.44	0.81
3:C:263:ALA:CB	3:C:264:PHE:HE2	1.93	0.81
4:D:36:LEU:HD23	4:D:37:LEU:N	1.95	0.81
1:A:325:ASN:HD22	1:A:328:MET:HE3	1.43	0.81
2:B:488:PRO:O	2:B:489:GLU:HB3	1.78	0.81
22:B:1023:CLA:H152	22:B:1024:CLA:CHB	2.10	0.81
28:B:1060:MGE:C3B	28:B:1060:MGE:C7B	2.57	0.81
3:C:48:LYS:HG3	3:C:49:LEU:HD12	1.62	0.81
3:C:128:GLY:HA3	22:C:1037:CLA:HAC2	1.61	0.81
2:B:359:MET:HG3	2:B:359:MET:O	1.78	0.81

Continued on next page...

Continued from previous page...

Atom-1	Atom-2	Interatomic distance (Å)	Clash overlap (Å)
22:K:1034:CLA:H143	22:K:1034:CLA:C10	2.06	0.81
13:O:141:ARG:HG2	13:O:141:ARG:HH11	1.44	0.81
4:D:147:SER:HG	4:D:280:TRP:HE1	1.29	0.81
4:D:198:MET:CB	22:D:1005:CLA:HED2	2.10	0.81
11:L:8:GLN:NE2	11:L:8:GLN:H	1.78	0.81
1:A:259:ILE:N	4:D:128:ARG:HH22	1.79	0.81
2:B:174:LEU:HD23	2:B:266:GLU:CG	2.10	0.81
2:B:298:LEU:O	2:B:301:ALA:HB3	1.80	0.81
22:B:1012:CLA:HBC3	22:B:1012:CLA:HHD	1.60	0.81
3:C:293:ASN:HD21	3:C:295:THR:HB	1.44	0.81
24:D:1042:PQ9:H342	24:D:1042:PQ9:C30	2.10	0.81
13:O:172:PHE:CD1	13:O:221:GLY:HA3	2.14	0.81
22:A:1006:CLA:CBC	4:D:182:LEU:HD21	2.11	0.81
22:B:1011:CLA:C2D	22:B:1013:CLA:C4	2.59	0.81
3:C:49:LEU:HD22	3:C:52:ALA:CB	2.10	0.81
22:D:1008:CLA:C14	22:D:1008:CLA:C17	2.59	0.81
22:A:1003:CLA:HMB2	22:D:1004:CLA:HMB2	1.63	0.81
22:B:1009:CLA:C14	22:B:1009:CLA:C10	2.55	0.81
22:B:1010:CLA:H12	22:B:1010:CLA:CBD	2.11	0.81
22:C:1029:CLA:HMD3	22:C:1031:CLA:CAB	2.11	0.81
25:C:1054:BCR:C40	25:C:1054:BCR:C23	2.30	0.81
10:K:31:LEU:HB3	25:K:1051:BCR:H14C	1.63	0.81
13:O:223:ILE:HG22	13:O:243:SER:HB3	1.62	0.81
20:Z:28:ALA:O	20:Z:30:PRO:HD3	1.79	0.81
1:A:278:TRP:HA	1:A:278:TRP:HE3	1.46	0.81
3:C:333:GLY:N	3:C:338:GLY:HA2	1.96	0.81
22:C:1033:CLA:H91	22:C:1036:CLA:HAA1	1.62	0.81
29:C:1056:DGD:C9B	29:C:1056:DGD:HBF1	2.11	0.81
1:A:196:PRO:HA	1:A:199:GLN:HG3	1.62	0.80
2:B:103:LEU:CB	22:B:1014:CLA:H92	2.12	0.80
2:B:115:TRP:O	2:B:118:TRP:HB3	1.81	0.80
2:B:264:PRO:HG2	2:B:267:LEU:HB2	1.63	0.80
2:B:362:PHE:CZ	27:D:1068:IOD:I	3.04	0.80
22:B:1010:CLA:HMD3	22:B:1011:CLA:H92	1.63	0.80
3:C:185:LEU:HG	3:C:199:ILE:HD11	1.63	0.80
3:C:428:THR:HG23	3:C:429:SER:H	1.46	0.80
3:C:428:THR:HG23	3:C:429:SER:N	1.94	0.80
1:A:16:ARG:HA	1:A:19:ASN:HD21	1.46	0.80
22:A:1006:CLA:C16	25:D:1050:BCR:H272	2.11	0.80
25:A:1044:BCR:H371	25:A:1044:BCR:H403	1.31	0.80
1:A:129:ARG:CZ	4:D:256:ILE:HD12	2.11	0.80

Continued on next page...

Continued from previous page...

Atom-1	Atom-2	Interatomic distance (Å)	Clash overlap (Å)
2:B:238:LEU:N	22:B:1020:CLA:HMD3	1.96	0.80
3:C:397:THR:OG1	3:C:398:HIS:N	2.13	0.80
2:B:98:LEU:O	2:B:98:LEU:HD13	1.81	0.80
29:C:1055:DGD:HB21	29:C:1055:DGD:HA21	1.62	0.80
23:A:1038:PHO:HBC3	23:A:1038:PHO:HHD	1.62	0.80
2:B:332:LYS:HB3	2:B:444:ARG:NH1	1.96	0.80
3:C:107:ASP:HB3	3:C:110:PRO:CD	2.10	0.80
3:C:141:GLU:O	3:C:144:SER:HB2	1.81	0.80
29:C:1056:DGD:HAV1	29:C:1057:DGD:HA82	1.64	0.80
7:H:38:PHE:HB2	25:H:1049:BCR:H10C	1.64	0.80
22:B:1009:CLA:C1A	22:B:1009:CLA:O1A	2.30	0.80
25:B:1045:BCR:H23C	25:B:1045:BCR:C38	2.06	0.80
3:C:49:LEU:HD11	22:C:1035:CLA:CMA	2.11	0.80
22:C:1029:CLA:O1A	22:C:1029:CLA:CHA	2.30	0.80
22:A:1003:CLA:CED	22:A:1003:CLA:H2A	2.11	0.80
29:B:1058:DGD:C6B	29:B:1058:DGD:CAB	2.55	0.80
22:C:1025:CLA:HHB	22:C:1025:CLA:C1	2.06	0.80
22:C:1029:CLA:H43	25:C:1054:BCR:H321	1.63	0.80
22:C:1033:CLA:CMA	22:K:1034:CLA:CAC	2.60	0.80
2:B:314:TYR:CE2	2:B:316:GLY:HA3	2.17	0.80
22:C:1031:CLA:H141	25:C:1054:BCR:C36	2.10	0.80
25:C:1052:BCR:H371	25:C:1052:BCR:C27	2.09	0.80
22:C:1027:CLA:H121	22:C:1027:CLA:C18	2.11	0.80
29:C:1057:DGD:HB82	28:D:1059:MGE:H8B2	1.60	0.80
22:B:1022:CLA:CGA	22:B:1022:CLA:C4	2.59	0.80
3:C:443:TRP:HD1	22:C:1032:CLA:HMD3	1.45	0.80
4:D:88:SER:HA	7:H:50:ASN:ND2	1.93	0.80
13:O:141:ARG:HG2	13:O:141:ARG:NH1	1.96	0.80
22:B:1016:CLA:CHA	22:B:1016:CLA:O1A	2.30	0.79
3:C:128:GLY:CA	22:C:1037:CLA:HAC2	2.12	0.79
4:D:120:PHE:HA	4:D:123:ILE:HD12	1.62	0.79
5:E:13:ILE:HA	5:E:16:SER:HB2	1.64	0.79
7:H:43:LEU:HD21	17:X:19:PHE:CZ	2.16	0.79
15:U:28:ASN:HD22	15:U:54:PRO:HB2	1.46	0.79
16:V:45:ILE:HD12	16:V:45:ILE:N	1.96	0.79
2:B:5:TRP:CA	2:B:8:VAL:HG13	2.11	0.79
22:B:1011:CLA:O1A	22:B:1011:CLA:C4	2.30	0.79
22:B:1022:CLA:C4D	22:B:1022:CLA:C1	2.60	0.79
25:B:1045:BCR:H383	25:B:1045:BCR:C23	2.09	0.79
25:H:1049:BCR:H292	17:X:16:LEU:HD11	1.63	0.79
15:U:68:THR:HG23	15:U:70:ARG:H	1.45	0.79

Continued on next page...

Continued from previous page...

Atom-1	Atom-2	Interatomic distance (Å)	Clash overlap (Å)
3:C:56:HIS:C	3:C:58:GLY:N	2.31	0.79
29:C:1055:DGD:CIB	29:C:1055:DGD:CEB	2.58	0.79
18:Y:43:ARG:CD	18:Y:44:GLY:H	1.95	0.79
1:A:314:ILE:HD12	4:D:58:TRP:CZ3	2.17	0.79
1:A:325:ASN:HA	1:A:328:MET:HE3	1.61	0.79
22:B:1022:CLA:O1D	22:B:1022:CLA:CGA	2.30	0.79
22:B:1022:CLA:O1A	22:B:1022:CLA:C4	2.30	0.79
22:C:1030:CLA:H172	22:C:1030:CLA:H122	1.62	0.79
25:C:1052:BCR:H383	25:C:1052:BCR:H372	1.61	0.79
7:H:30:LEU:HD12	7:H:33:VAL:HG21	1.64	0.79
20:Z:55:GLY:HA2	25:Z:1053:BCR:H311	1.65	0.79
1:A:223:LEU:HD21	4:D:265:ARG:HG2	1.62	0.79
3:C:50:LEU:HD21	3:C:54:VAL:HG21	1.65	0.79
3:C:292:PHE:CD1	29:C:1055:DGD:HD1	2.18	0.79
3:C:305:THR:HG22	3:C:308:GLU:HB2	1.62	0.79
4:D:146:PHE:O	4:D:149:PRO:HD2	1.82	0.79
11:L:36:PHE:CE1	12:M:7:GLY:HA3	2.18	0.79
13:O:31:LEU:HD13	13:O:36:ILE:HD11	1.64	0.79
15:U:83:THR:HG22	15:U:84:VAL:H	1.47	0.79
1:A:224:ILE:HA	2:B:482:ILE:HG12	1.64	0.79
1:A:270:SER:HA	4:D:232:PHE:CZ	2.17	0.79
3:C:161:LEU:HD23	3:C:162:GLY:N	1.96	0.79
22:C:1025:CLA:C2B	22:C:1025:CLA:H43	2.11	0.79
2:B:125:ASP:OD2	7:H:18:TYR:HB2	1.81	0.79
2:B:464:PHE:CZ	28:B:1060:MGE:H4B1	2.18	0.79
22:C:1029:CLA:CBA	22:C:1029:CLA:CMA	2.57	0.79
22:D:1005:CLA:HMA2	24:D:1042:PQ9:H443	1.65	0.79
3:C:307:PRO:HA	3:C:358:PHE:CD1	2.17	0.79
22:C:1025:CLA:C15	22:C:1031:CLA:C9	2.49	0.79
4:D:57:SER:CB	4:D:79:SER:HB3	2.13	0.79
22:K:1034:CLA:H71	22:K:1034:CLA:H41	1.60	0.79
22:A:1003:CLA:HBB1	22:A:1006:CLA:HMD2	1.65	0.79
2:B:468:TRP:HE1	22:B:1019:CLA:HED2	1.47	0.79
3:C:167:VAL:O	22:C:1036:CLA:H41	1.83	0.79
25:C:1054:BCR:H23C	25:C:1054:BCR:H403	0.82	0.79
16:V:70:GLY:HA3	16:V:156:TRP:O	1.83	0.79
17:X:43:ILE:HG22	17:X:43:ILE:O	1.80	0.79
1:A:339:PHE:HB3	1:A:340:PRO:HD2	1.64	0.79
23:A:1038:PHO:C9	22:D:1005:CLA:H18	2.11	0.79
22:B:1009:CLA:CBD	22:B:1010:CLA:HBB1	1.94	0.79
3:C:172:ALA:N	22:C:1025:CLA:CBC	2.46	0.79

Continued on next page...

Continued from previous page...

Atom-1	Atom-2	Interatomic distance (Å)	Clash overlap (Å)
22:C:1026:CLA:O1A	22:C:1026:CLA:C2	2.30	0.79
4:D:153:PHE:HB2	22:D:1004:CLA:H41	1.64	0.79
4:D:317:LYS:NZ	27:D:1064:IOD:I	2.85	0.79
1:A:116:ILE:HG23	1:A:117:PHE:H	1.47	0.78
1:A:196:PRO:HG3	3:C:404:LEU:HD12	1.63	0.78
1:A:215:HIS:NE2	1:A:271:LEU:HD11	1.97	0.78
1:A:224:ILE:HA	2:B:482:ILE:CG1	2.13	0.78
2:B:99:ALA:HB1	22:B:1014:CLA:H42	1.64	0.78
22:B:1012:CLA:C1D	22:B:1020:CLA:H202	2.12	0.78
22:B:1012:CLA:CMD	22:B:1020:CLA:H201	2.13	0.78
22:B:1013:CLA:C3B	22:B:1014:CLA:H51	2.13	0.78
3:C:107:ASP:HB3	3:C:110:PRO:HD2	1.65	0.78
22:B:1021:CLA:O2A	22:B:1021:CLA:HMA2	1.83	0.78
25:B:1047:BCR:H341	25:B:1047:BCR:C12	2.12	0.78
3:C:220:GLY:O	3:C:221:GLU:HG3	1.81	0.78
22:C:1025:CLA:H151	22:C:1031:CLA:H91	1.64	0.78
22:C:1028:CLA:H91	29:C:1056:DGD:HBT1	1.65	0.78
22:C:1031:CLA:OBD	22:C:1033:CLA:C12	2.28	0.78
6:F:45:ARG:HA	6:F:45:ARG:NE	1.97	0.78
22:B:1012:CLA:C2B	22:B:1015:CLA:CBB	2.62	0.78
3:C:397:THR:OG1	3:C:398:HIS:ND1	2.17	0.78
28:L:1061:MGE:O1B	28:L:1061:MGE:C1G	2.31	0.78
2:B:105:GLY:HA2	25:B:1047:BCR:H402	1.64	0.78
2:B:108:PHE:O	2:B:111:ALA:HB3	1.83	0.78
22:B:1022:CLA:HHD	22:B:1022:CLA:CBC	2.09	0.78
22:B:1012:CLA:C2B	22:B:1015:CLA:HBB2	2.14	0.78
22:C:1029:CLA:H42	22:C:1029:CLA:CHD	2.13	0.78
4:D:328:TRP:HZ3	16:V:161:VAL:HA	1.49	0.78
1:A:143:ILE:HB	4:D:220:ASN:ND2	1.99	0.78
22:A:1007:CLA:H43	22:C:1029:CLA:C19	2.14	0.78
22:B:1023:CLA:C9	22:B:1024:CLA:H151	2.13	0.78
6:F:19:ARG:O	6:F:23:VAL:HG23	1.84	0.78
11:L:21:LEU:HB2	14:T:16:LEU:HD21	1.64	0.78
22:B:1010:CLA:H151	29:B:1058:DGD:HA82	1.64	0.78
3:C:420:VAL:HB	3:C:425:TRP:HE1	1.49	0.78
10:K:28:ILE:HD11	18:Y:28:ILE:HD12	1.65	0.78
13:O:243:SER:OG	13:O:261:ILE:HB	1.82	0.78
3:C:121:SER:O	3:C:124:VAL:HG22	1.84	0.78
5:E:27:ILE:HB	5:E:28:PRO:HD3	1.64	0.78
22:B:1022:CLA:H11	22:B:1022:CLA:C3D	2.14	0.78
22:C:1030:CLA:C3D	22:C:1030:CLA:CED	2.62	0.78

Continued on next page...

Continued from previous page...

Atom-1	Atom-2	Interatomic distance (Å)	Clash overlap (Å)
18:Y:42:ARG:O	18:Y:43:ARG:HB3	1.83	0.78
1:A:91:LEU:HG	1:A:166:GLY:O	1.83	0.78
22:B:1012:CLA:CMB	22:B:1015:CLA:HBB1	2.12	0.78
3:C:42:LEU:HD11	3:C:49:LEU:HD12	1.66	0.78
3:C:92:ILE:HD12	3:C:92:ILE:N	1.99	0.78
22:C:1030:CLA:HBC2	22:C:1030:CLA:CHD	2.13	0.78
22:C:1037:CLA:HBC2	22:C:1037:CLA:CHD	2.12	0.78
22:K:1034:CLA:CGA	22:K:1034:CLA:H42	2.14	0.78
2:B:260:SER:OG	2:B:262:THR:HG23	1.83	0.77
3:C:171:GLY:CA	3:C:174:LEU:HB2	2.11	0.77
22:D:1004:CLA:H102	22:D:1004:CLA:H142	1.66	0.77
10:K:37:PHE:HB3	25:K:1051:BCR:H401	1.66	0.77
20:Z:46:LEU:O	20:Z:50:LEU:HB2	1.83	0.77
22:C:1025:CLA:H43	22:C:1025:CLA:C1B	2.14	0.77
10:K:18:PHE:O	10:K:22:VAL:HG23	1.85	0.77
16:V:64:ALA:O	16:V:68:VAL:CG1	2.26	0.77
22:A:1003:CLA:CAA	22:A:1003:CLA:CED	2.30	0.77
22:B:1021:CLA:OBD	22:B:1022:CLA:CHC	2.32	0.77
3:C:343:ARG:HH12	3:C:348:GLU:HG3	0.74	0.77
22:C:1030:CLA:HED3	22:C:1030:CLA:C4D	2.15	0.77
4:D:148:ALA:O	4:D:152:VAL:HG23	1.84	0.77
5:E:34:GLY:HA2	6:F:32:PHE:CE1	2.19	0.77
13:O:82:PRO:CG	13:O:89:ALA:HB1	2.15	0.77
13:O:172:PHE:HB2	13:O:221:GLY:H	1.49	0.77
15:U:51:LYS:HG3	15:U:52:ASN:H	1.48	0.77
17:X:25:SER:O	17:X:29:VAL:HG23	1.84	0.77
22:A:1007:CLA:HBA2	22:A:1007:CLA:HBD	1.64	0.77
2:B:249:ALA:HB2	22:B:1012:CLA:CBC	2.15	0.77
29:C:1057:DGD:HBG2	29:C:1057:DGD:CEB	2.10	0.77
10:K:21:LEU:HD11	18:Y:24:MET:HG3	1.66	0.77
22:A:1007:CLA:HED2	22:A:1007:CLA:CAD	2.15	0.77
3:C:56:HIS:HE1	22:C:1033:CLA:HMA1	1.49	0.77
4:D:246:MET:HE3	4:D:264:LYS:CG	2.15	0.77
1:A:279:ARG:CZ	23:A:1038:PHO:HMC1	2.14	0.77
4:D:36:LEU:HD21	4:D:124:GLY:HA2	1.66	0.77
13:O:52:ALA:HB1	13:O:230:VAL:N	1.99	0.77
16:V:125:ASP:HA	16:V:131:ARG:HH21	1.50	0.77
24:A:1043:PQ9:C45	28:D:1059:MGE:CAA	2.57	0.77
22:C:1025:CLA:O2A	22:C:1025:CLA:C4A	2.32	0.77
22:A:1006:CLA:H161	25:D:1050:BCR:H272	1.64	0.77
22:C:1029:CLA:HHC	22:C:1029:CLA:HBB1	1.65	0.77

Continued on next page...

Continued from previous page...

Atom-1	Atom-2	Interatomic distance (Å)	Clash overlap (Å)
4:D:184:PHE:HE2	4:D:188:PHE:CD1	2.03	0.77
22:B:1024:CLA:H2A	22:B:1024:CLA:O2A	1.83	0.77
3:C:81:MET:HG3	3:C:86:LEU:CD1	2.13	0.77
25:D:1050:BCR:C20	28:D:1059:MGE:H5A1	2.15	0.77
1:A:147:TYR:HA	23:A:1038:PHO:HMD2	1.67	0.77
2:B:5:TRP:O	2:B:8:VAL:HG13	1.85	0.77
22:B:1009:CLA:HAA1	25:H:1049:BCR:H363	1.66	0.77
22:B:1012:CLA:CGA	22:B:1020:CLA:C14	2.63	0.77
22:B:1021:CLA:H142	22:B:1021:CLA:H101	1.65	0.77
22:B:1023:CLA:H13	22:B:1024:CLA:HMA3	0.82	0.77
3:C:199:ILE:HG21	3:C:234:VAL:CG1	2.15	0.77
22:C:1035:CLA:C9	25:C:1052:BCR:C40	2.63	0.77
4:D:188:PHE:HE2	4:D:326:ARG:HG2	1.47	0.77
2:B:190:PHE:CE1	22:B:1010:CLA:HMB2	2.20	0.76
22:B:1009:CLA:H3A	25:H:1049:BCR:H372	1.67	0.76
22:B:1011:CLA:O1A	22:B:1011:CLA:C3A	2.30	0.76
3:C:224:ILE:HG23	25:C:1054:BCR:C38	2.15	0.76
3:C:351:PHE:CE2	3:C:375:LEU:HD11	2.18	0.76
29:C:1055:DGD:HA72	29:C:1055:DGD:HAW2	1.65	0.76
18:Y:25:ILE:HG13	18:Y:26:ALA:N	2.00	0.76
2:B:249:ALA:O	2:B:252:VAL:HG12	1.85	0.76
22:C:1037:CLA:O2D	22:C:1037:CLA:H2A	1.85	0.76
4:D:89:LEU:HD12	7:H:50:ASN:OD1	1.85	0.76
4:D:191:TRP:CZ2	4:D:197:HIS:HB2	2.20	0.76
4:D:261:PHE:CE2	4:D:267:LEU:HA	2.20	0.76
1:A:197:PHE:HE1	1:A:285:PHE:HD2	1.33	0.76
22:A:1003:CLA:H71	22:A:1003:CLA:H43	1.67	0.76
23:A:1038:PHO:H201	22:D:1005:CLA:CMB	2.13	0.76
2:B:392:PHE:HA	2:B:397:VAL:HG23	1.68	0.76
22:B:1011:CLA:HMD3	22:B:1014:CLA:CAB	2.14	0.76
1:A:246:TYR:HD1	1:A:246:TYR:H	1.34	0.76
22:B:1011:CLA:C1	22:B:1013:CLA:C9	2.63	0.76
22:B:1016:CLA:H52	22:H:1017:CLA:H112	1.63	0.76
3:C:164:HIS:O	3:C:168:LEU:HD13	1.85	0.76
22:C:1033:CLA:H141	22:C:1036:CLA:C2D	2.14	0.76
22:B:1009:CLA:H121	22:B:1009:CLA:H91	0.83	0.76
3:C:403:SER:OG	3:C:407:VAL:HG12	1.85	0.76
4:D:55:VAL:HG21	4:D:110:LEU:HD21	1.67	0.76
4:D:185:PHE:CD1	22:D:1004:CLA:HMD3	2.21	0.76
25:T:6048:BCR:H331	25:T:6048:BCR:C8	2.15	0.76
16:V:98:LEU:H	16:V:98:LEU:CD2	1.97	0.76

Continued on next page...

Continued from previous page...

Atom-1	Atom-2	Interatomic distance (Å)	Clash overlap (Å)
26:A:1063:LHG:C32	22:K:1034:CLA:H151	2.16	0.76
22:B:1009:CLA:C8	22:B:1009:CLA:H142	2.09	0.76
22:B:1011:CLA:O1A	22:B:1011:CLA:H43	1.85	0.76
16:V:92:ARG:HG3	16:V:92:ARG:HH11	1.48	0.76
20:Z:15:LEU:HD12	20:Z:50:LEU:HD12	1.66	0.76
22:B:1011:CLA:C3D	22:B:1013:CLA:C1	2.63	0.76
22:B:1019:CLA:HBB1	22:B:1019:CLA:HHC	1.67	0.76
22:C:1026:CLA:O1A	22:C:1026:CLA:C3	2.33	0.76
22:C:1031:CLA:C14	25:C:1054:BCR:C36	2.64	0.76
13:O:223:ILE:CG2	13:O:243:SER:HB3	2.15	0.76
1:A:29:TYR:CD2	1:A:133:LEU:HD13	2.21	0.76
2:B:460:LEU:HA	29:B:1058:DGD:CIA	2.15	0.76
25:B:1048:BCR:H331	25:B:1048:BCR:C8	2.15	0.76
3:C:202:PRO:HB3	3:C:235:GLY:HA2	1.67	0.76
29:C:1056:DGD:O1A	29:C:1056:DGD:C4A	2.34	0.76
16:V:151:ILE:H	16:V:151:ILE:HD13	1.51	0.76
2:B:174:LEU:CD2	2:B:312:TYR:OH	2.31	0.76
22:B:1009:CLA:H8	22:B:1009:CLA:H142	1.62	0.76
22:B:1009:CLA:CAA	22:B:1009:CLA:O2D	2.30	0.76
22:B:1022:CLA:H93	22:B:1022:CLA:H122	1.63	0.76
22:B:1022:CLA:C14	22:B:1022:CLA:C8	2.61	0.76
22:B:1022:CLA:HBC3	22:B:1022:CLA:H91	1.66	0.76
22:B:1022:CLA:O2A	22:B:1022:CLA:C1A	2.34	0.76
3:C:56:HIS:HD2	3:C:57:ALA:N	1.84	0.76
3:C:167:VAL:HG11	22:C:1036:CLA:HBA2	1.67	0.76
3:C:266:TRP:HE3	3:C:271:TYR:HH	1.31	0.76
22:C:1033:CLA:CED	22:C:1033:CLA:CAD	2.64	0.76
4:D:139:ARG:NH1	4:D:265:ARG:NH2	2.28	0.76
7:H:7:LEU:HD23	7:H:10:ILE:HD12	1.68	0.76
15:U:43:PRO:HG3	16:V:109:ASP:N	2.01	0.76
3:C:75:PHE:HZ	3:C:105:VAL:HG11	1.51	0.75
3:C:109:PHE:HB3	3:C:110:PRO:HD3	1.67	0.75
3:C:249:ILE:O	3:C:252:ILE:HG22	1.86	0.75
4:D:226:GLY:HA3	4:D:234:ALA:CB	2.16	0.75
14:T:14:ILE:O	14:T:17:PHE:HB2	1.85	0.75
22:A:1006:CLA:HBC3	22:A:1006:CLA:CHD	2.11	0.75
2:B:246:PHE:O	2:B:249:ALA:HB3	1.85	0.75
2:B:298:LEU:HD11	2:B:302:TRP:HE1	1.51	0.75
22:B:1022:CLA:O1D	22:B:1022:CLA:CAA	2.30	0.75
22:C:1029:CLA:HMC1	22:C:1029:CLA:HBC3	1.68	0.75
4:D:240:ALA:O	4:D:241:GLU:HG3	1.87	0.75

Continued on next page...

Continued from previous page...

Atom-1	Atom-2	Interatomic distance (Å)	Clash overlap (Å)
23:D:1039:PHO:HBC2	23:D:1039:PHO:HHD	1.67	0.75
5:E:13:ILE:HA	5:E:16:SER:CB	2.16	0.75
1:A:94:TYR:HE1	1:A:105:TRP:HA	1.49	0.75
22:A:1006:CLA:C17	25:D:1050:BCR:H272	2.16	0.75
2:B:52:LEU:HD22	2:B:311:PHE:CD1	2.21	0.75
4:D:51:GLY:HA2	4:D:55:VAL:HB	1.69	0.75
1:A:224:ILE:N	2:B:482:ILE:HG23	2.01	0.75
3:C:117:VAL:HG11	22:C:1027:CLA:C4	2.15	0.75
1:A:225:ARG:O	1:A:226:GLU:HB2	1.87	0.75
22:A:1006:CLA:HBC1	4:D:182:LEU:HD21	1.68	0.75
2:B:12:LEU:H	2:B:12:LEU:HD12	1.52	0.75
2:B:384:ARG:HD3	15:U:102:LEU:HD21	1.69	0.75
2:B:429:ILE:H	2:B:429:ILE:HD12	1.52	0.75
3:C:165:LEU:HD22	22:C:1030:CLA:HMC3	1.68	0.75
22:C:1031:CLA:HAA1	22:C:1033:CLA:HED2	1.68	0.75
7:H:41:PHE:CZ	7:H:45:ILE:HD11	2.22	0.75
13:O:77:LEU:HD23	13:O:93:PRO:HA	1.69	0.75
1:A:126:TYR:HD2	1:A:126:TYR:O	1.69	0.75
2:B:149:LEU:HB2	22:B:1012:CLA:C20	2.17	0.75
3:C:46:SER:CB	3:C:141:GLU:CB	2.59	0.75
3:C:86:LEU:HD22	3:C:89:ILE:HB	1.69	0.75
25:T:6046:BCR:H23C	25:T:6046:BCR:H403	1.69	0.75
22:B:1013:CLA:CMB	22:B:1014:CLA:H11	2.16	0.75
22:B:1021:CLA:CED	22:B:1021:CLA:O1A	2.34	0.75
22:B:1021:CLA:H112	28:B:1060:MGE:CDA	2.17	0.75
4:D:126:MET:HE3	4:D:146:PHE:HD2	1.50	0.75
5:E:42:LEU:O	5:E:46:VAL:HG23	1.86	0.75
13:O:80:GLU:O	13:O:82:PRO:CD	2.33	0.75
22:A:1007:CLA:C4	22:C:1029:CLA:C19	2.64	0.75
22:A:1007:CLA:HBA2	22:A:1007:CLA:CBD	2.17	0.75
2:B:191:ASN:ND2	7:H:60:VAL:HA	2.02	0.75
22:K:1034:CLA:C4D	22:K:1034:CLA:H12	2.17	0.75
13:O:82:PRO:HG3	13:O:89:ALA:HB1	1.68	0.75
15:U:31:ASN:HD22	15:U:32:ILE:H	1.35	0.75
2:B:103:LEU:HD21	22:B:1013:CLA:HMC3	1.68	0.74
2:B:463:PHE:CG	29:B:1058:DGD:HAV1	2.22	0.74
22:B:1009:CLA:HBA1	22:B:1009:CLA:CBD	2.15	0.74
1:A:293:MET:HG2	1:A:298:ASN:HA	1.68	0.74
22:B:1013:CLA:CAB	22:B:1014:CLA:H51	2.17	0.74
22:C:1031:CLA:HBC2	22:C:1031:CLA:CHD	2.11	0.74
4:D:118:GLY:CA	23:D:1039:PHO:H8	2.16	0.74

Continued on next page...

Continued from previous page...

Atom-1	Atom-2	Interatomic distance (Å)	Clash overlap (Å)
8:I:14:PHE:HE1	8:I:18:LEU:HD12	1.52	0.74
1:A:339:PHE:HB3	3:C:313:GLN:OE1	1.87	0.74
22:B:1009:CLA:HBA1	22:B:1009:CLA:CHA	2.15	0.74
3:C:52:ALA:HB1	22:C:1035:CLA:HMB3	1.69	0.74
3:C:284:PHE:HB3	29:C:1055:DGD:HB71	1.69	0.74
4:D:191:TRP:NE1	4:D:197:HIS:CD2	2.55	0.74
7:H:17:GLU:HB2	7:H:20:LYS:HB2	1.67	0.74
22:K:1034:CLA:C4	22:K:1034:CLA:O2A	2.33	0.74
1:A:13:LEU:H	1:A:13:LEU:HD12	1.51	0.74
1:A:16:ARG:HA	1:A:19:ASN:ND2	2.02	0.74
1:A:180:PHE:CE1	4:D:192:THR:HB	2.22	0.74
2:B:12:LEU:HD12	2:B:12:LEU:N	2.02	0.74
22:B:1018:CLA:HBB1	22:B:1018:CLA:CHC	2.14	0.74
22:B:1023:CLA:C9	22:B:1024:CLA:C15	2.65	0.74
3:C:32:GLY:HA3	3:C:41:ARG:CD	2.17	0.74
22:B:1020:CLA:H11	22:B:1023:CLA:O1A	1.87	0.74
7:H:33:VAL:O	7:H:37:LEU:HB2	1.87	0.74
10:K:33:PHE:HB2	22:K:1034:CLA:H3A	1.68	0.74
1:A:156:ALA:CA	1:A:160:ILE:HD12	2.17	0.74
22:B:1022:CLA:H202	22:B:1022:CLA:CMD	2.18	0.74
4:D:118:GLY:HA3	23:D:1039:PHO:H8	1.69	0.74
1:A:156:ALA:HA	1:A:160:ILE:CD1	2.16	0.74
1:A:193:LEU:HD13	4:D:179:PHE:HB3	1.70	0.74
24:A:1043:PQ9:H352	4:D:45:LEU:HD22	1.69	0.74
3:C:437:PHE:HA	22:C:1032:CLA:CMC	2.18	0.74
22:C:1033:CLA:CED	22:C:1033:CLA:OBD	2.35	0.74
4:D:74:LEU:HD23	4:D:175:VAL:HG11	1.70	0.74
3:C:472:LEU:O	3:C:473:ASP:HB2	1.85	0.74
22:C:1028:CLA:H93	29:C:1056:DGD:HB61	1.70	0.74
7:H:53:LEU:HD12	7:H:55:LEU:HD21	1.67	0.74
2:B:12:LEU:O	2:B:14:ASN:N	2.21	0.74
2:B:53:ASN:N	2:B:54:PRO:HD3	2.02	0.74
3:C:349:ILE:HG22	3:C:375:LEU:HB2	1.68	0.74
3:C:417:VAL:CG1	16:V:68:VAL:CG1	2.65	0.74
13:O:129:PHE:HD2	13:O:129:PHE:O	1.71	0.74
2:B:135:LEU:H	2:B:135:LEU:HD12	1.53	0.73
2:B:156:PHE:O	2:B:162:PHE:HB3	1.88	0.73
22:B:1023:CLA:O1D	22:B:1024:CLA:HBB2	1.88	0.73
15:U:43:PRO:HG3	16:V:109:ASP:CA	2.17	0.73
2:B:475:PHE:HD1	4:D:140:PRO:HD3	1.53	0.73
22:B:1011:CLA:HED2	22:B:1012:CLA:HED2	1.61	0.73

Continued on next page...

Continued from previous page...

Atom-1	Atom-2	Interatomic distance (Å)	Clash overlap (Å)
3:C:89:ILE:HG12	3:C:111:PHE:CD2	2.23	0.73
3:C:428:THR:CG2	3:C:429:SER:H	2.01	0.73
4:D:36:LEU:HD21	4:D:124:GLY:CA	2.18	0.73
13:O:231:ASP:HB3	13:O:234:THR:OG1	1.88	0.73
1:A:116:ILE:HG23	1:A:117:PHE:N	2.04	0.73
26:A:1063:LHG:H322	22:K:1034:CLA:H13	1.70	0.73
3:C:112:PHE:O	3:C:116:VAL:HG23	1.87	0.73
22:C:1031:CLA:HMD1	22:C:1033:CLA:C16	2.19	0.73
22:C:1031:CLA:HMD1	22:C:1033:CLA:H162	1.70	0.73
29:C:1055:DGD:HBF1	29:C:1055:DGD:HGB3	1.69	0.73
5:E:37:PHE:CE1	5:E:46:VAL:HG21	2.23	0.73
13:O:198:ILE:HG23	13:O:199:ALA:H	1.53	0.73
2:B:249:ALA:CB	2:B:459:ALA:HB2	2.19	0.73
22:B:1021:CLA:CED	22:B:1021:CLA:CHA	2.61	0.73
22:B:1023:CLA:C4C	22:B:1024:CLA:CBC	2.66	0.73
28:B:1060:MGE:H212	28:B:1060:MGE:H251	0.79	0.73
3:C:237:HIS:O	3:C:240:ILE:HG22	1.88	0.73
16:V:46:THR:O	16:V:47:LEU:HB2	1.88	0.73
22:A:1007:CLA:H51	22:A:1007:CLA:H112	1.68	0.73
2:B:385:ARG:HD3	15:U:14:ASP:OD2	1.87	0.73
3:C:46:SER:OG	3:C:141:GLU:HB2	1.89	0.73
3:C:146:PHE:CG	3:C:146:PHE:O	2.40	0.73
3:C:164:HIS:HA	3:C:167:VAL:HB	1.71	0.73
1:A:40:THR:HG21	1:A:122:GLY:H	1.53	0.73
1:A:215:HIS:CE1	1:A:271:LEU:HD11	2.24	0.73
22:A:1006:CLA:H93	22:D:1004:CLA:H152	1.71	0.73
22:A:1007:CLA:HBA2	22:A:1007:CLA:CHA	2.18	0.73
23:A:1038:PHO:H202	22:D:1005:CLA:HMB1	1.69	0.73
2:B:27:THR:HG23	22:B:1013:CLA:CBC	2.18	0.73
2:B:121:GLU:HB2	7:H:4:ARG:HB3	1.69	0.73
2:B:475:PHE:CD1	4:D:140:PRO:HD3	2.24	0.73
22:B:1022:CLA:HBC2	22:B:1022:CLA:CHD	2.13	0.73
3:C:56:HIS:C	3:C:56:HIS:CD2	2.62	0.73
7:H:48:ILE:HA	7:H:53:LEU:HB3	1.71	0.73
1:A:202:VAL:HG11	22:A:1006:CLA:OBD	1.89	0.73
2:B:27:THR:HG23	22:B:1013:CLA:HBC1	1.69	0.73
2:B:159:THR:HA	2:B:181:VAL:O	1.89	0.73
22:B:1019:CLA:C9	28:L:1061:MGE:H9A2	2.18	0.73
3:C:167:VAL:HG13	22:C:1036:CLA:H42	1.69	0.73
22:D:1005:CLA:CBC	22:D:1004:CLA:CBB	2.64	0.73
7:H:31:MET:SD	22:H:1017:CLA:HAA1	2.29	0.73

Continued on next page...

Continued from previous page...

Atom-1	Atom-2	Interatomic distance (Å)	Clash overlap (Å)
1:A:205:VAL:HB	1:A:279:ARG:NH2	2.04	0.73
25:A:1044:BCR:H331	25:A:1044:BCR:C8	2.19	0.73
22:B:1016:CLA:C17	22:D:1008:CLA:HMA3	2.19	0.73
3:C:179:ALA:CB	3:C:199:ILE:HD13	2.19	0.73
3:C:287:THR:HG21	3:C:431:PHE:HB2	1.71	0.73
22:C:1030:CLA:HBB2	22:C:1031:CLA:CED	2.16	0.73
4:D:32:TRP:HA	4:D:32:TRP:CE3	2.23	0.73
16:V:38:LEU:HB2	16:V:45:ILE:HD11	1.70	0.73
2:B:139:PHE:CZ	22:H:1017:CLA:HMB3	2.23	0.73
3:C:396:MET:HE1	16:V:74:THR:HA	1.69	0.73
22:K:1034:CLA:H102	22:K:1034:CLA:C14	2.13	0.73
3:C:187:ASP:HB2	3:C:230:LEU:HD11	1.70	0.73
3:C:369:LEU:HD13	3:C:380:ILE:HD12	1.70	0.73
22:C:1030:CLA:HHD	22:C:1030:CLA:HBC3	1.69	0.73
14:T:3:THR:HA	14:T:6:TYR:HD2	1.53	0.73
15:U:42:TYR:CD2	15:U:43:PRO:N	2.57	0.73
15:U:64:ILE:HB	15:U:67:LEU:HD11	1.70	0.73
2:B:172:TYR:O	2:B:174:LEU:CA	2.29	0.72
2:B:357:ARG:HG2	2:B:357:ARG:HH11	1.53	0.72
22:B:1009:CLA:HAA2	25:H:1049:BCR:H372	1.69	0.72
3:C:140:LEU:HD23	3:C:140:LEU:O	1.88	0.72
22:D:1005:CLA:C4A	22:D:1005:CLA:O1A	2.37	0.72
22:B:1011:CLA:C9	22:B:1011:CLA:HBB1	2.19	0.72
7:H:29:PRO:O	7:H:33:VAL:HG13	1.89	0.72
7:H:56:ASP:O	7:H:58:VAL:HG23	1.89	0.72
13:O:168:PHE:HB2	13:O:225:LEU:HB2	1.69	0.72
16:V:92:ARG:HH11	16:V:92:ARG:CG	2.02	0.72
26:A:1063:LHG:HC62	26:A:1063:LHG:O9	1.77	0.72
2:B:220:ARG:CD	2:B:221:PRO:HD2	2.20	0.72
22:B:1011:CLA:H92	22:B:1011:CLA:HBB1	1.71	0.72
3:C:116:VAL:HG11	25:Z:1053:BCR:HC31	1.70	0.72
22:C:1033:CLA:HMA1	22:K:1034:CLA:C3C	2.18	0.72
4:D:65:SER:HB2	4:D:77:ALA:O	1.88	0.72
4:D:191:TRP:NE1	4:D:197:HIS:HD2	1.85	0.72
22:D:1005:CLA:HBC2	22:D:1005:CLA:HHD	1.71	0.72
6:F:24:HIS:HE1	31:F:1040:HEM:NC	1.88	0.72
25:T:6046:BCR:H392	25:T:6046:BCR:C23	2.17	0.72
26:A:1063:LHG:C29	22:C:1032:CLA:H71	2.16	0.72
2:B:144:PHE:CE1	2:B:210:ILE:HG23	2.24	0.72
4:D:201:VAL:HG23	22:D:1004:CLA:CMB	2.19	0.72
6:F:40:MET:O	6:F:42:PHE:N	2.22	0.72

Continued on next page...

Continued from previous page...

Atom-1	Atom-2	Interatomic distance (Å)	Clash overlap (Å)
1:A:279:ARG:NH1	23:A:1038:PHO:HMC3	1.99	0.72
22:B:1021:CLA:O1A	22:B:1021:CLA:CGD	2.37	0.72
3:C:29:GLU:HA	3:C:41:ARG:NH1	2.04	0.72
3:C:334:PRO:HA	13:O:179:THR:OG1	1.89	0.72
3:C:348:GLU:CG	3:C:349:ILE:HG13	2.18	0.72
24:D:1042:PQ9:H242	28:L:1061:MGE:H263	1.70	0.72
5:E:20:TRP:CZ2	9:J:13:VAL:HG23	2.24	0.72
7:H:12:ARG:NH1	7:H:15:ASN:HB3	2.03	0.72
1:A:159:LEU:HD12	1:A:159:LEU:O	1.90	0.72
2:B:121:GLU:HG3	7:H:12:ARG:HD3	1.71	0.72
2:B:213:GLY:O	2:B:217:ILE:HG13	1.89	0.72
22:B:1012:CLA:HMD2	22:B:1020:CLA:H201	1.72	0.72
3:C:287:THR:HG23	3:C:427:ALA:O	1.88	0.72
22:A:1007:CLA:H43	22:C:1029:CLA:H191	1.68	0.72
22:B:1019:CLA:H193	22:B:1021:CLA:H72	1.70	0.72
7:H:30:LEU:C	22:H:1017:CLA:HMD2	2.10	0.72
22:K:1034:CLA:H42	22:K:1034:CLA:O2A	1.89	0.72
18:Y:26:ALA:O	18:Y:30:ILE:HG22	1.90	0.72
1:A:272:HIS:NE2	4:D:214:HIS:CE1	2.58	0.72
2:B:12:LEU:HD22	2:B:19:LEU:CD1	2.20	0.72
2:B:27:THR:OG1	22:B:1020:CLA:H43	1.90	0.72
22:B:1009:CLA:OBD	22:B:1010:CLA:HBB2	1.87	0.72
22:B:1021:CLA:C4	28:B:1060:MGE:H242	2.20	0.72
3:C:171:GLY:C	22:C:1025:CLA:CBC	2.58	0.72
22:C:1031:CLA:HMA2	22:C:1031:CLA:C1	2.19	0.72
4:D:68:LEU:HD23	5:E:49:THR:HG21	1.72	0.72
6:F:36:ALA:O	6:F:39:ALA:HB3	1.89	0.72
10:K:37:PHE:CB	25:K:1051:BCR:H401	2.19	0.72
22:A:1006:CLA:HBB1	22:A:1006:CLA:CHC	2.19	0.72
2:B:176:GLY:HA3	2:B:266:GLU:OE2	1.90	0.72
2:B:247:PHE:O	2:B:251:VAL:HG23	1.90	0.72
22:B:1012:CLA:CMB	22:B:1015:CLA:CBB	2.68	0.72
22:B:1012:CLA:O1A	22:B:1020:CLA:H141	1.90	0.72
3:C:461:ARG:HG3	4:D:225:ASP:OD2	1.90	0.72
3:C:464:GLU:OE1	3:C:467:LEU:HD12	1.90	0.72
22:C:1029:CLA:O1A	22:C:1029:CLA:CBD	2.38	0.72
22:C:1030:CLA:C12	22:C:1030:CLA:C17	2.30	0.72
4:D:53:THR:HA	4:D:67:TYR:CD2	2.25	0.72
13:O:190:LEU:HD23	13:O:190:LEU:O	1.90	0.72
16:V:159:GLY:O	16:V:161:VAL:N	2.23	0.72
22:B:1016:CLA:C5	22:H:1017:CLA:C9	2.34	0.72

Continued on next page...

Continued from previous page...

Atom-1	Atom-2	Interatomic distance (Å)	Clash overlap (Å)
3:C:283:GLY:HA3	22:C:1026:CLA:HBC3	1.70	0.72
2:B:222:PRO:HD2	22:H:1017:CLA:O1D	1.90	0.71
22:B:1023:CLA:H161	22:B:1023:CLA:C10	2.20	0.71
4:D:299:ILE:O	4:D:301:GLN:N	2.23	0.71
7:H:4:ARG:O	7:H:5:THR:HG23	1.90	0.71
12:M:32:GLN:HA	12:M:32:GLN:HE21	1.55	0.71
17:X:34:PHE:O	17:X:38:ILE:HG12	1.90	0.71
1:A:135:TYR:CE1	3:C:449:ARG:HG3	2.25	0.71
26:A:1063:LHG:H321	22:K:1034:CLA:C15	2.21	0.71
2:B:103:LEU:HD11	2:B:107:LEU:HD11	1.69	0.71
2:B:222:PRO:HB2	2:B:225:LEU:CD1	2.20	0.71
2:B:482:ILE:O	2:B:483:ASP:HB3	1.90	0.71
4:D:18:LEU:O	4:D:22:LEU:HG	1.90	0.71
15:U:45:LEU:HD21	15:U:75:LEU:CD1	2.19	0.71
1:A:45:THR:HG23	1:A:46:ILE:N	2.05	0.71
1:A:124:SER:O	1:A:127:MET:HB3	1.89	0.71
2:B:119:ASP:HB3	7:H:3:ARG:HH21	1.54	0.71
2:B:192:PRO:HG3	7:H:49:TYR:CE1	2.25	0.71
3:C:52:ALA:O	3:C:55:ALA:HB3	1.91	0.71
14:T:3:THR:HA	14:T:6:TYR:CD2	2.25	0.71
16:V:39:ASN:ND2	16:V:40:SER:H	1.88	0.71
1:A:301:ASN:ND2	3:C:407:VAL:HG11	2.05	0.71
22:B:1010:CLA:H172	29:B:1058:DGD:HA82	1.72	0.71
22:B:1016:CLA:C3	22:H:1017:CLA:H91	2.21	0.71
28:D:1062:MGE:O1A	28:D:1062:MGE:H3B2	1.89	0.71
7:H:43:LEU:HD23	7:H:44:ILE:N	2.05	0.71
28:B:1060:MGE:CBB	28:B:1060:MGE:CGB	2.68	0.71
3:C:56:HIS:O	3:C:58:GLY:N	2.23	0.71
22:C:1032:CLA:CHB	22:K:1034:CLA:HBB2	2.21	0.71
13:O:45:CYS:H	13:O:72:GLN:NE2	1.88	0.71
16:V:98:LEU:HD22	16:V:98:LEU:N	2.03	0.71
3:C:48:LYS:NZ	3:C:133:ALA:O	2.23	0.71
4:D:297:ASP:CG	4:D:298:PHE:H	1.89	0.71
23:D:1039:PHO:HMA1	22:D:1004:CLA:H142	1.70	0.71
18:Y:43:ARG:HH21	18:Y:44:GLY:HA3	1.56	0.71
22:A:1003:CLA:H43	23:A:1038:PHO:C2B	2.21	0.71
29:C:1056:DGD:HAV1	29:C:1057:DGD:C8A	2.20	0.71
4:D:191:TRP:HE1	4:D:197:HIS:HD2	1.36	0.71
15:U:29:ASN:HD21	15:U:87:VAL:HA	1.55	0.71
28:B:1060:MGE:H3B2	28:B:1060:MGE:C7B	2.17	0.71
3:C:92:ILE:H	3:C:92:ILE:CD1	2.03	0.71

Continued on next page...

Continued from previous page...

Atom-1	Atom-2	Interatomic distance (Å)	Clash overlap (Å)
4:D:140:PRO:O	4:D:142:ASN:N	2.24	0.71
4:D:315:TYR:CE2	4:D:319:LEU:HD12	2.25	0.71
7:H:41:PHE:O	7:H:45:ILE:HG13	1.91	0.71
2:B:125:ASP:HB3	2:B:128:THR:OG1	1.89	0.71
3:C:117:VAL:HG12	3:C:118:HIS:H	1.56	0.71
22:C:1030:CLA:H43	25:C:1054:BCR:HC8	1.71	0.71
22:C:1031:CLA:O1A	22:C:1033:CLA:H51	1.90	0.71
4:D:103:ARG:HD3	4:D:106:GLN:NE2	2.05	0.71
4:D:305:ALA:HB1	13:O:186:LYS:HD2	1.71	0.71
26:A:1063:LHG:H341	26:A:1063:LHG:H383	0.79	0.71
2:B:9:HIS:HB2	22:B:1019:CLA:O1A	1.90	0.71
24:D:1042:PQ9:C39	28:L:1061:MGE:H241	2.21	0.71
22:K:1034:CLA:HBC3	22:K:1034:CLA:CHD	2.16	0.71
2:B:16:PRO:HG2	2:B:133:LEU:HD13	1.73	0.70
3:C:275:SER:HB3	22:C:1033:CLA:HED3	1.72	0.70
22:C:1025:CLA:OBD	22:C:1025:CLA:CED	2.32	0.70
24:A:1043:PQ9:C45	28:D:1059:MGE:H8A2	2.20	0.70
22:B:1022:CLA:OBD	22:B:1022:CLA:HED2	1.90	0.70
2:B:249:ALA:HB1	2:B:459:ALA:HB2	1.73	0.70
22:B:1019:CLA:CHA	22:B:1019:CLA:CBA	2.69	0.70
23:D:1039:PHO:CMA	22:D:1004:CLA:H142	2.18	0.70
7:H:44:ILE:O	7:H:48:ILE:HG13	1.90	0.70
13:O:78:VAL:HG21	13:O:142:ILE:HG21	1.73	0.70
13:O:214:LYS:HB3	13:O:251:MET:HB3	1.73	0.70
1:A:131:TRP:CZ3	22:C:1029:CLA:HMA3	2.25	0.70
1:A:269:ARG:HD3	4:D:222:LEU:CD1	2.20	0.70
1:A:272:HIS:CG	4:D:218:VAL:HG11	2.26	0.70
24:A:1043:PQ9:H212	23:D:1039:PHO:HED1	1.73	0.70
2:B:249:ALA:HB2	22:B:1012:CLA:HBC1	1.73	0.70
3:C:188:THR:HG22	3:C:300:GLU:OE2	1.91	0.70
3:C:346:THR:HB	13:O:38:GLY:HA2	1.73	0.70
1:A:39:PRO:HA	1:A:42:LEU:HB2	1.73	0.70
1:A:140:ARG:HB3	1:A:140:ARG:NH1	2.06	0.70
1:A:324:ALA:HB2	4:D:329:MET:SD	2.32	0.70
22:B:1020:CLA:C16	22:B:1020:CLA:C11	2.69	0.70
3:C:348:GLU:OE2	3:C:349:ILE:HG13	1.92	0.70
4:D:253:TRP:CA	4:D:256:ILE:HG22	2.15	0.70
4:D:265:ARG:HG3	4:D:265:ARG:NH1	2.04	0.70
6:F:22:ALA:O	6:F:24:HIS:N	2.25	0.70
13:O:266:TYR:CD1	13:O:267:ALA:N	2.60	0.70
1:A:84:PRO:HA	1:A:112:TYR:CD1	2.26	0.70

Continued on next page...

Continued from previous page...

Atom-1	Atom-2	Interatomic distance (Å)	Clash overlap (Å)
1:A:330:VAL:HG12	4:D:348:ARG:HA	1.73	0.70
22:B:1011:CLA:C3D	22:B:1013:CLA:C2	2.70	0.70
25:B:1045:BCR:H361	25:B:1045:BCR:C37	2.19	0.70
22:C:1025:CLA:C1	22:C:1025:CLA:H3A	2.22	0.70
4:D:50:THR:HG21	25:D:1050:BCR:H333	1.74	0.70
23:D:1039:PHO:CMA	23:D:1039:PHO:CBA	2.30	0.70
8:I:14:PHE:HD1	8:I:14:PHE:C	1.95	0.70
3:C:284:PHE:HB3	29:C:1055:DGD:C7B	2.22	0.70
22:C:1025:CLA:HBB1	22:C:1025:CLA:HMB1	1.73	0.70
28:D:1062:MGE:H2A2	14:T:20:ALA:HB1	1.73	0.70
7:H:50:ASN:O	7:H:51:SER:HB2	1.90	0.70
10:K:11:LEU:CD1	10:K:22:VAL:HG21	2.21	0.70
16:V:105:PRO:CG	16:V:115:ALA:HA	2.21	0.70
26:A:1063:LHG:C38	26:A:1063:LHG:C34	2.40	0.70
2:B:40:TYR:CE1	22:B:1015:CLA:HED1	2.26	0.70
2:B:92:SER:O	2:B:94:GLU:N	2.24	0.70
22:B:1014:CLA:HBC2	22:B:1014:CLA:CHD	2.11	0.70
3:C:187:ASP:HB3	3:C:190:ALA:HB2	1.73	0.70
3:C:282:MET:HA	3:C:285:ILE:HD12	1.74	0.70
22:C:1029:CLA:H43	25:C:1054:BCR:C32	2.22	0.70
4:D:209:LEU:HD22	24:D:1042:PQ9:H192	1.73	0.70
1:A:212:CYS:O	4:D:271:MET:HB3	1.92	0.70
2:B:172:TYR:HD2	2:B:287:ARG:HH22	1.40	0.70
2:B:329:PRO:O	2:B:331:ASN:N	2.24	0.70
22:C:1030:CLA:CED	22:C:1030:CLA:C4D	2.69	0.70
4:D:32:TRP:HA	4:D:32:TRP:HE3	1.55	0.70
4:D:148:ALA:HB1	4:D:279:LEU:CD1	2.22	0.70
22:D:1005:CLA:HBC2	22:D:1004:CLA:CBB	2.18	0.70
5:E:37:PHE:HE1	5:E:46:VAL:HG21	1.56	0.70
7:H:35:MET:HA	25:H:1049:BCR:H331	1.73	0.70
1:A:39:PRO:HD2	22:A:1007:CLA:HBB2	1.74	0.70
2:B:323:GLY:HA3	2:B:326:ARG:HG3	1.74	0.70
2:B:399:VAL:HG23	2:B:417:VAL:HG13	1.72	0.70
22:B:1011:CLA:O1D	22:B:1013:CLA:C1	2.35	0.70
28:D:1062:MGE:O6D	11:L:15:THR:HG21	1.92	0.70
13:O:215:ARG:HH11	13:O:215:ARG:HG2	1.57	0.70
1:A:272:HIS:CD2	4:D:214:HIS:CE1	2.80	0.69
3:C:263:ALA:C	3:C:264:PHE:HD2	1.95	0.69
3:C:393:ALA:O	3:C:397:THR:HG23	1.91	0.69
29:C:1057:DGD:HD4	9:J:38:SER:O	1.91	0.69
7:H:14:LEU:HD12	7:H:14:LEU:H	1.57	0.69

Continued on next page...

Continued from previous page...

Atom-1	Atom-2	Interatomic distance (Å)	Clash overlap (Å)
1:A:210:LEU:HD23	1:A:210:LEU:C	2.11	0.69
2:B:28:ALA:O	2:B:104:SER:HB2	1.92	0.69
3:C:199:ILE:H	3:C:199:ILE:HD12	1.58	0.69
3:C:450:ALA:CB	3:C:456:GLU:HB3	2.22	0.69
5:E:57:ALA:HB3	5:E:60:GLN:HG2	1.73	0.69
7:H:17:GLU:HG3	7:H:20:LYS:HE2	1.73	0.69
1:A:124:SER:OG	1:A:151:LEU:HD11	1.92	0.69
2:B:363:PHE:CD2	2:B:363:PHE:N	2.59	0.69
2:B:475:PHE:CD1	4:D:140:PRO:CD	2.75	0.69
22:B:1009:CLA:CBA	22:B:1009:CLA:CHA	2.70	0.69
4:D:26:ARG:HG2	4:D:26:ARG:O	1.92	0.69
13:O:76:PHE:HE2	13:O:132:VAL:HG21	1.56	0.69
1:A:228:THR:HG22	1:A:229:GLU:N	2.07	0.69
2:B:10:THR:O	2:B:13:ILE:HG22	1.91	0.69
2:B:13:ILE:HG13	2:B:14:ASN:N	2.06	0.69
2:B:144:PHE:HE1	2:B:210:ILE:HG23	1.55	0.69
22:B:1018:CLA:H102	22:B:1023:CLA:CBA	2.23	0.69
3:C:327:ASN:HD22	3:C:330:SER:H	1.41	0.69
3:C:438:LEU:O	3:C:438:LEU:HD13	1.92	0.69
22:C:1025:CLA:HED3	22:C:1025:CLA:CAD	2.21	0.69
4:D:57:SER:OG	4:D:65:SER:HB3	1.92	0.69
4:D:101:PHE:O	4:D:105:CYS:HB2	1.92	0.69
1:A:344:ALA:HB1	3:C:357:ARG:NH2	2.08	0.69
4:D:91:LEU:HD23	4:D:93:TRP:NE1	2.07	0.69
8:I:21:PHE:HD1	8:I:24:LEU:HD12	1.58	0.69
10:K:24:VAL:CG2	18:Y:25:ILE:HG22	2.18	0.69
16:V:38:LEU:HB2	16:V:45:ILE:CD1	2.23	0.69
1:A:140:ARG:CB	1:A:140:ARG:HH11	2.06	0.69
1:A:183:MET:SD	22:D:1005:CLA:HAC2	2.31	0.69
22:B:1021:CLA:H112	28:B:1060:MGE:H132	1.72	0.69
3:C:100:GLY:HA2	3:C:196:VAL:CG1	2.23	0.69
22:C:1025:CLA:HMB3	25:C:1054:BCR:C25	2.23	0.69
4:D:126:MET:HE2	4:D:143:ALA:O	1.93	0.69
13:O:190:LEU:HD23	13:O:190:LEU:C	2.12	0.69
17:X:12:ILE:HA	17:X:16:LEU:HD22	1.74	0.69
1:A:244:GLU:HG3	4:D:242:GLU:HA	1.75	0.69
22:A:1003:CLA:C4	23:A:1038:PHO:C3B	2.70	0.69
3:C:453:ALA:HB2	8:I:31:ASN:HD22	1.57	0.69
4:D:184:PHE:CE2	4:D:188:PHE:CD1	2.81	0.69
22:D:1008:CLA:CMA	22:D:1008:CLA:CBA	2.30	0.69
24:A:1043:PQ9:C28	24:A:1043:PQ9:H37	2.22	0.69

Continued on next page...

Continued from previous page...

Atom-1	Atom-2	Interatomic distance (Å)	Clash overlap (Å)
2:B:25:MET:C	2:B:27:THR:N	2.44	0.69
2:B:30:VAL:HG12	22:B:1013:CLA:HHD	1.74	0.69
3:C:45:LEU:HD13	3:C:139:THR:OG1	1.93	0.69
3:C:167:VAL:HG12	3:C:168:LEU:CD1	2.20	0.69
4:D:198:MET:SD	22:D:1005:CLA:HED3	2.33	0.69
9:J:21:VAL:O	9:J:25:VAL:HB	1.92	0.69
9:J:25:VAL:HA	9:J:28:PHE:HD2	1.58	0.69
25:K:1051:BCR:C8	25:K:1051:BCR:H321	2.23	0.69
15:U:45:LEU:HD21	15:U:75:LEU:HD12	1.73	0.69
16:V:50:LYS:HE2	16:V:50:LYS:HA	1.73	0.69
1:A:272:HIS:CB	4:D:218:VAL:HG11	2.23	0.69
2:B:69:LEU:HD11	22:B:1011:CLA:OBD	1.93	0.69
2:B:152:GLY:O	2:B:156:PHE:HB2	1.91	0.69
2:B:284:ILE:HG23	2:B:305:ILE:HD13	1.73	0.69
2:B:475:PHE:N	2:B:475:PHE:HD2	1.90	0.69
22:B:1011:CLA:CMD	22:B:1014:CLA:HMB1	2.23	0.69
3:C:81:MET:HG3	3:C:86:LEU:HD13	1.73	0.69
3:C:417:VAL:CG1	16:V:68:VAL:CB	2.70	0.69
22:C:1031:CLA:O2A	22:C:1031:CLA:CMA	2.32	0.69
22:C:1035:CLA:HBB1	22:C:1035:CLA:CHC	2.14	0.69
4:D:265:ARG:HH11	4:D:265:ARG:CG	2.03	0.69
4:D:279:LEU:HD21	23:D:1039:PHO:HMC1	1.74	0.69
22:D:1008:CLA:HBB1	22:D:1008:CLA:CHC	2.13	0.69
16:V:66:CYS:SG	31:V:1041:HEM:HAC	2.33	0.69
16:V:151:ILE:HG12	16:V:152:LEU:H	1.56	0.69
22:B:1013:CLA:HAB	22:B:1014:CLA:H52	1.72	0.69
3:C:91:HIS:NE2	22:C:1026:CLA:HED1	2.07	0.69
22:C:1032:CLA:O2D	22:C:1032:CLA:H2A	1.92	0.69
29:C:1057:DGD:HAS2	28:D:1059:MGE:H232	1.74	0.69
4:D:210:LEU:CD2	4:D:274:VAL:HG21	2.23	0.69
11:L:4:ASN:OD1	11:L:5:PRO:HD2	1.93	0.69
2:B:13:ILE:HD12	2:B:234:ILE:CG2	2.23	0.68
3:C:457:LYS:NZ	4:D:228:GLY:HA2	2.08	0.68
22:C:1035:CLA:C8	25:C:1052:BCR:H403	2.10	0.68
4:D:207:GLY:CA	4:D:274:VAL:HG11	2.23	0.68
22:K:1034:CLA:CGD	22:K:1034:CLA:CAA	2.65	0.68
16:V:64:ALA:HB1	16:V:68:VAL:HA	1.74	0.68
16:V:66:CYS:O	16:V:73:LYS:HG3	1.93	0.68
1:A:254:TYR:CD1	1:A:255:PHE:N	2.61	0.68
2:B:277:SER:O	2:B:279:TYR:N	2.23	0.68
22:C:1030:CLA:CAD	22:C:1030:CLA:CED	2.71	0.68

Continued on next page...

Continued from previous page...

Atom-1	Atom-2	Interatomic distance (Å)	Clash overlap (Å)
4:D:92:LEU:O	4:D:99:GLY:N	2.26	0.68
5:E:34:GLY:HA2	6:F:32:PHE:HE1	1.56	0.68
22:A:1003:CLA:H203	22:D:1005:CLA:H92	1.75	0.68
2:B:363:PHE:N	2:B:363:PHE:HD2	1.91	0.68
25:B:1045:BCR:C8	25:B:1045:BCR:C33	2.66	0.68
28:B:1060:MGE:H211	28:B:1060:MGE:H263	1.75	0.68
22:C:1035:CLA:HMB2	25:C:1052:BCR:H272	1.75	0.68
4:D:23:LYS:HE3	4:D:135:LEU:HD11	1.75	0.68
4:D:221:THR:O	4:D:244:TYR:HA	1.93	0.68
22:A:1006:CLA:C16	24:A:1043:PQ9:H443	2.22	0.68
2:B:394:GLN:HB3	15:U:17:LEU:CD2	2.23	0.68
22:B:1009:CLA:HBB1	22:B:1009:CLA:CHC	2.15	0.68
3:C:88:LEU:HD11	22:C:1027:CLA:HBC2	1.74	0.68
22:C:1036:CLA:HMC1	22:C:1036:CLA:CBC	2.22	0.68
10:K:43:VAL:O	10:K:43:VAL:HG12	1.94	0.68
15:U:45:LEU:HD11	15:U:75:LEU:HD11	1.75	0.68
1:A:279:ARG:CZ	1:A:283:VAL:CG2	2.71	0.68
2:B:25:MET:HG3	25:B:1045:BCR:H391	1.74	0.68
25:B:1047:BCR:H331	25:B:1047:BCR:C8	2.14	0.68
3:C:117:VAL:HA	25:Z:1053:BCR:H343	1.76	0.68
4:D:59:TYR:O	5:E:66:VAL:HG23	1.94	0.68
4:D:109:GLY:O	4:D:111:TRP:N	2.27	0.68
11:L:14:ARG:CA	12:M:26:TYR:HE1	2.05	0.68
2:B:119:ASP:OD2	7:H:2:ALA:HA	1.94	0.68
2:B:327:THR:HG21	12:M:4:ASN:ND2	2.09	0.68
3:C:49:LEU:HB3	3:C:133:ALA:CA	2.18	0.68
4:D:254:SER:OG	4:D:260:ALA:HB2	1.93	0.68
13:O:101:THR:O	13:O:130:GLN:HG3	1.93	0.68
1:A:47:CYS:SG	25:A:1044:BCR:H373	2.34	0.68
1:A:196:PRO:HG3	3:C:404:LEU:CD1	2.23	0.68
1:A:330:VAL:CG1	4:D:348:ARG:HA	2.24	0.68
2:B:32:GLY:HA3	25:B:1047:BCR:C36	2.24	0.68
4:D:15:PHE:CE1	4:D:32:TRP:HZ2	2.12	0.68
4:D:352:LEU:HD23	4:D:352:LEU:H	1.59	0.68
7:H:13:PRO:HG2	7:H:14:LEU:H	1.59	0.68
2:B:105:GLY:CA	25:B:1047:BCR:H402	2.19	0.68
22:B:1009:CLA:HAA2	25:H:1049:BCR:H363	1.74	0.68
22:B:1019:CLA:H193	22:B:1021:CLA:C7	2.24	0.68
3:C:295:THR:HG22	3:C:296:VAL:HG13	1.74	0.68
4:D:267:LEU:HD22	4:D:268:HIS:CE1	2.28	0.68
22:B:1019:CLA:C19	22:B:1021:CLA:C7	2.71	0.68

Continued on next page...

Continued from previous page...

Atom-1	Atom-2	Interatomic distance (Å)	Clash overlap (Å)
3:C:89:ILE:HG23	3:C:111:PHE:CE2	2.28	0.68
3:C:318:LEU:HD21	3:C:328:VAL:HG11	1.75	0.68
4:D:43:LEU:N	4:D:43:LEU:HD23	2.08	0.68
4:D:171:PRO:HA	4:D:181:PHE:CD2	2.28	0.68
13:O:82:PRO:CG	13:O:89:ALA:CB	2.71	0.68
18:Y:21:GLN:O	18:Y:25:ILE:HG23	1.94	0.68
1:A:78:ILE:HD12	1:A:78:ILE:N	2.09	0.68
1:A:149:ALA:HB1	1:A:283:VAL:CG1	2.24	0.68
2:B:12:LEU:O	2:B:13:ILE:HG23	1.94	0.68
3:C:56:HIS:HA	3:C:59:LEU:CD1	2.23	0.68
3:C:451:ALA:HA	3:C:456:GLU:HG2	1.75	0.68
22:C:1029:CLA:CMD	22:C:1031:CLA:CAB	2.68	0.68
25:C:1052:BCR:H312	20:Z:9:LEU:HD11	1.75	0.68
4:D:218:VAL:HG12	4:D:219:GLU:N	2.08	0.68
13:O:82:PRO:HG2	13:O:89:ALA:CB	2.24	0.68
16:V:101:TYR:HE1	16:V:118:HIS:HD1	1.42	0.68
16:V:103:LYS:HD2	16:V:121:LEU:HD13	1.75	0.68
1:A:337:HIS:O	4:D:351:ALA:CB	2.36	0.67
3:C:343:ARG:HG2	3:C:348:GLU:O	1.94	0.67
3:C:417:VAL:HG12	16:V:68:VAL:CB	2.21	0.67
4:D:61:HIS:CE1	4:D:80:THR:HG23	2.30	0.67
4:D:281:MET:HE2	4:D:281:MET:HA	1.74	0.67
25:H:1049:BCR:HC8	25:H:1049:BCR:H321	1.76	0.67
12:M:35:SER:O	12:M:36:SER:HB2	1.94	0.67
15:U:29:ASN:O	15:U:97:ARG:NE	2.24	0.67
1:A:174:LEU:HD22	23:A:1038:PHO:H152	1.76	0.67
22:A:1007:CLA:CHA	22:A:1007:CLA:CBA	2.72	0.67
22:B:1012:CLA:CAB	22:B:1015:CLA:HBB2	2.24	0.67
22:K:1034:CLA:O2A	22:K:1034:CLA:CHA	2.41	0.67
16:V:54:GLU:O	16:V:58:LEU:HD23	1.94	0.67
1:A:212:CYS:SG	4:D:210:LEU:HB3	2.34	0.67
1:A:224:ILE:HG23	1:A:225:ARG:N	2.08	0.67
2:B:221:PRO:O	7:H:21:VAL:HG23	1.94	0.67
2:B:271:THR:HG22	2:B:274:GLN:NE2	2.10	0.67
2:B:429:ILE:HD12	2:B:429:ILE:N	2.10	0.67
22:B:1009:CLA:HMB2	25:H:1049:BCR:C27	2.23	0.67
22:B:1023:CLA:O1D	22:B:1023:CLA:H2A	1.95	0.67
3:C:400:PRO:C	3:C:401:LEU:HD22	2.15	0.67
25:D:1050:BCR:C21	28:D:1059:MGE:C3A	2.72	0.67
3:C:199:ILE:HG12	3:C:234:VAL:HG11	1.76	0.67
4:D:45:LEU:HG	4:D:49:LEU:HD12	1.75	0.67

Continued on next page...

Continued from previous page...

Atom-1	Atom-2	Interatomic distance (Å)	Clash overlap (Å)
4:D:95:PRO:CG	17:X:15:SER:HB2	2.23	0.67
24:D:1042:PQ9:H301	24:D:1042:PQ9:C34	2.06	0.67
5:E:8:ARG:HE	6:F:13:TYR:CB	2.02	0.67
25:T:6046:BCR:H323	25:T:6046:BCR:HC41	1.77	0.67
15:U:59:GLU:O	15:U:61:VAL:N	2.27	0.67
2:B:31:ALA:HB2	22:B:1013:CLA:HAC1	1.74	0.67
2:B:354:LEU:C	2:B:355:PHE:HD2	1.97	0.67
22:B:1019:CLA:HBA2	22:B:1019:CLA:HBD	1.76	0.67
3:C:42:LEU:CD1	3:C:48:LYS:HG2	2.24	0.67
4:D:110:LEU:O	4:D:114:ILE:HG13	1.95	0.67
4:D:250:ASN:HB2	4:D:260:ALA:CB	2.20	0.67
23:D:1039:PHO:H42	23:D:1039:PHO:O2A	1.95	0.67
13:O:141:ARG:HH11	13:O:141:ARG:CG	2.07	0.67
16:V:35:THR:HA	16:V:46:THR:HA	1.77	0.67
1:A:224:ILE:HD13	1:A:225:ARG:H	1.59	0.67
2:B:25:MET:HG3	25:B:1045:BCR:C40	2.25	0.67
3:C:49:LEU:CD1	3:C:49:LEU:N	2.51	0.67
22:C:1025:CLA:H2A	22:C:1025:CLA:O1D	1.94	0.67
4:D:21:TRP:O	4:D:26:ARG:NH2	2.27	0.67
4:D:45:LEU:HG	4:D:49:LEU:CD1	2.24	0.67
4:D:188:PHE:CD2	4:D:326:ARG:HG2	2.29	0.67
22:D:1004:CLA:HBB1	22:D:1004:CLA:CHC	2.15	0.67
11:L:21:LEU:CB	14:T:16:LEU:HD21	2.24	0.67
20:Z:43:GLY:O	20:Z:47:TRP:N	2.27	0.67
2:B:69:LEU:HB3	22:B:1014:CLA:HMA3	1.76	0.67
3:C:59:LEU:HD22	22:K:1034:CLA:HBD	1.77	0.67
3:C:261:ARG:HA	3:C:266:TRP:CZ2	2.30	0.67
3:C:334:PRO:HA	13:O:179:THR:CB	2.23	0.67
4:D:221:THR:HG23	4:D:248:THR:HB	1.75	0.67
5:E:79:PHE:O	5:E:83:LEU:HD13	1.94	0.67
1:A:94:TYR:CE1	1:A:105:TRP:HA	2.29	0.67
23:A:1038:PHO:C20	22:D:1005:CLA:HMB3	2.23	0.67
22:B:1019:CLA:H2A	22:B:1019:CLA:O1D	1.95	0.67
4:D:50:THR:CG2	25:D:1050:BCR:H333	2.24	0.67
23:D:1039:PHO:HHD	23:D:1039:PHO:CBC	2.23	0.67
24:D:1042:PQ9:C30	24:D:1042:PQ9:C34	2.67	0.67
25:K:1051:BCR:C23	25:K:1051:BCR:C40	2.64	0.67
1:A:160:ILE:HG21	3:C:431:PHE:CE1	2.30	0.67
2:B:468:TRP:NE1	22:B:1019:CLA:HED2	2.09	0.67
22:B:1009:CLA:O1A	22:B:1009:CLA:CHA	2.43	0.67
3:C:166:ILE:HD12	3:C:249:ILE:CD1	2.22	0.67

Continued on next page...

Continued from previous page...

Atom-1	Atom-2	Interatomic distance (Å)	Clash overlap (Å)
4:D:274:VAL:HG22	24:D:1042:PQ9:H293	1.76	0.67
12:M:9:ILE:HD12	12:M:9:ILE:H	1.58	0.67
13:O:188:ARG:HB2	13:O:188:ARG:NH1	2.09	0.67
13:O:202:GLN:OE1	13:O:202:GLN:HA	1.93	0.67
1:A:218:LEU:HA	1:A:221:SER:OG	1.95	0.67
2:B:75:TRP:CD1	2:B:94:GLU:HB2	2.30	0.67
2:B:373:LYS:C	2:B:374:ASN:HD22	1.99	0.67
22:B:1013:CLA:CAB	22:B:1014:CLA:C5	2.73	0.67
3:C:60:ILE:HG22	22:K:1034:CLA:HMD2	1.76	0.67
3:C:453:ALA:HB2	8:I:31:ASN:ND2	2.10	0.67
7:H:44:ILE:HD11	17:X:19:PHE:CD2	2.30	0.67
8:I:12:VAL:O	8:I:16:VAL:HG23	1.95	0.67
15:U:83:THR:HG22	15:U:84:VAL:N	2.10	0.67
1:A:64:ARG:HE	13:O:98:THR:HG21	1.59	0.66
3:C:49:LEU:HD23	3:C:52:ALA:N	2.08	0.66
3:C:187:ASP:HB2	3:C:230:LEU:CD1	2.25	0.66
5:E:38:VAL:HG21	6:F:36:ALA:O	1.95	0.66
2:B:24:LEU:CD2	2:B:111:ALA:HA	2.25	0.66
3:C:266:TRP:HB3	3:C:271:TYR:OH	1.94	0.66
22:C:1029:CLA:O1A	22:C:1029:CLA:HBD	1.96	0.66
22:D:1005:CLA:H122	28:D:1062:MGE:H263	1.78	0.66
8:I:18:LEU:O	8:I:18:LEU:HD23	1.95	0.66
22:K:1034:CLA:H43	22:K:1034:CLA:O1A	1.95	0.66
22:A:1003:CLA:H142	23:A:1038:PHO:C8	2.11	0.66
2:B:5:TRP:C	2:B:8:VAL:HG13	2.15	0.66
2:B:238:LEU:CA	22:B:1020:CLA:HMD3	2.25	0.66
2:B:451:PHE:CZ	22:B:1012:CLA:O1D	2.47	0.66
4:D:44:ALA:HB1	23:D:1039:PHO:H102	1.77	0.66
4:D:198:MET:SD	22:D:1005:CLA:CED	2.83	0.66
4:D:350:ASN:O	4:D:351:ALA:HB2	1.95	0.66
11:L:8:GLN:H	11:L:8:GLN:HE21	1.41	0.66
13:O:172:PHE:HB2	13:O:221:GLY:N	2.08	0.66
15:U:59:GLU:C	15:U:61:VAL:H	1.98	0.66
16:V:105:PRO:HB2	16:V:114:ILE:HG23	1.77	0.66
1:A:156:ALA:HB1	1:A:290:ILE:CG2	2.25	0.66
1:A:210:LEU:HA	23:D:1039:PHO:HAC2	1.75	0.66
23:A:1038:PHO:H201	22:D:1005:CLA:C3B	2.26	0.66
2:B:98:LEU:HD13	2:B:98:LEU:C	2.16	0.66
22:B:1020:CLA:O2D	22:B:1020:CLA:H2A	1.95	0.66
4:D:68:LEU:HA	6:F:40:MET:SD	2.35	0.66
4:D:100:ASP:O	4:D:102:THR:N	2.28	0.66

Continued on next page...

Continued from previous page...

Atom-1	Atom-2	Interatomic distance (Å)	Clash overlap (Å)
7:H:53:LEU:HD12	7:H:55:LEU:CD2	2.25	0.66
15:U:25:ILE:HG21	15:U:35:PHE:HE2	1.59	0.66
17:X:11:THR:HG23	17:X:11:THR:O	1.96	0.66
2:B:122:LEU:HD21	7:H:11:LEU:C	2.16	0.66
3:C:224:ILE:CD1	25:C:1054:BCR:H383	2.25	0.66
3:C:298:PRO:O	3:C:299:SER:HB2	1.95	0.66
18:Y:42:ARG:HB3	18:Y:43:ARG:NH1	2.10	0.66
23:A:1038:PHO:C20	22:D:1005:CLA:C3B	2.74	0.66
2:B:475:PHE:CZ	4:D:134:ARG:HB2	2.31	0.66
22:B:1022:CLA:H11	22:B:1022:CLA:CHA	2.25	0.66
22:B:1023:CLA:HMB1	22:B:1023:CLA:HBB1	1.75	0.66
22:C:1030:CLA:HHC	22:C:1030:CLA:CBB	2.20	0.66
11:L:30:LEU:HD22	11:L:31:PHE:CD1	2.30	0.66
13:O:266:TYR:OH	13:O:268:SER:HB3	1.96	0.66
15:U:46:ALA:HA	15:U:49:ILE:HD12	1.77	0.66
18:Y:43:ARG:HD2	18:Y:44:GLY:H	1.60	0.66
1:A:90:GLY:HA2	1:A:167:SER:OG	1.95	0.66
22:A:1003:CLA:HBC2	22:A:1003:CLA:CHD	2.25	0.66
22:A:1006:CLA:CBB	22:D:1004:CLA:C5	2.72	0.66
2:B:174:LEU:HD22	2:B:312:TYR:CZ	2.31	0.66
3:C:63:TRP:NE1	22:C:1028:CLA:C2C	2.59	0.66
3:C:274:TYR:CE2	22:C:1031:CLA:HMC2	2.31	0.66
22:D:1005:CLA:HAA2	24:D:1042:PQ9:H412	0.75	0.66
24:D:1042:PQ9:H242	28:L:1061:MGE:CBB	2.25	0.66
8:I:14:PHE:C	8:I:14:PHE:CD1	2.67	0.66
13:O:86:ARG:HG3	13:O:86:ARG:HH11	1.60	0.66
1:A:62:GLY:HA2	1:A:87:ASN:HB2	1.76	0.66
2:B:237:VAL:HG12	22:B:1020:CLA:HMD1	1.78	0.66
3:C:405:ASN:O	3:C:406:SER:HB2	1.94	0.66
4:D:45:LEU:O	4:D:49:LEU:HD12	1.95	0.66
13:O:196:SER:OG	13:O:197:ALA:N	2.26	0.66
1:A:104:GLU:OE2	13:O:99:ARG:HB3	1.96	0.66
22:B:1009:CLA:HHC	22:B:1009:CLA:CBB	2.19	0.66
29:B:1058:DGD:O2D	29:B:1058:DGD:HG31	1.94	0.66
3:C:420:VAL:HB	3:C:425:TRP:NE1	2.09	0.66
5:E:20:TRP:O	5:E:24:SER:HB3	1.95	0.66
5:E:26:THR:O	5:E:29:ALA:HB3	1.96	0.66
1:A:37:MET:SD	1:A:126:TYR:HB2	2.36	0.66
2:B:414:PRO:O	2:B:418:LYS:HG3	1.96	0.66
3:C:56:HIS:CD2	3:C:57:ALA:N	2.64	0.66
3:C:295:THR:HG22	3:C:296:VAL:N	2.11	0.66

Continued on next page...

Continued from previous page...

Atom-1	Atom-2	Interatomic distance (Å)	Clash overlap (Å)
22:C:1030:CLA:H121	22:C:1030:CLA:H171	1.72	0.66
4:D:276:VAL:O	4:D:280:TRP:HD1	1.79	0.66
13:O:206:GLU:CD	13:O:206:GLU:H	1.99	0.66
14:T:11:ALA:CB	25:T:6046:BCR:H362	2.25	0.66
1:A:60:ILE:HG22	1:A:61:ASP:N	2.10	0.65
1:A:93:PHE:HB2	3:C:218:PHE:HD2	1.62	0.65
1:A:147:TYR:CA	23:A:1038:PHO:HMD2	2.26	0.65
1:A:195:HIS:O	1:A:199:GLN:HG2	1.96	0.65
22:B:1009:CLA:CGD	22:B:1009:CLA:CAA	2.74	0.65
3:C:84:GLN:O	3:C:86:LEU:HG	1.95	0.65
22:C:1029:CLA:H52	22:C:1029:CLA:C1C	2.27	0.65
4:D:43:LEU:HD23	4:D:43:LEU:H	1.59	0.65
15:U:42:TYR:HB3	15:U:43:PRO:CD	2.26	0.65
2:B:168:VAL:HG12	2:B:169:SER:N	2.10	0.65
2:B:475:PHE:N	2:B:475:PHE:CD2	2.62	0.65
3:C:89:ILE:N	3:C:90:PRO:HD2	2.11	0.65
22:C:1028:CLA:H2A	22:C:1028:CLA:O1D	1.96	0.65
15:U:73:GLN:OE1	15:U:77:GLU:HG3	1.97	0.65
16:V:61:TYR:O	16:V:129:LYS:HD3	1.96	0.65
1:A:205:VAL:HB	1:A:279:ARG:HH22	1.60	0.65
2:B:419:SER:HA	2:B:422:ARG:NH1	2.10	0.65
22:B:1011:CLA:HMD2	22:B:1013:CLA:C4	2.20	0.65
3:C:63:TRP:NE1	22:C:1028:CLA:CMC	2.59	0.65
3:C:257:PHE:HD1	3:C:257:PHE:H	1.44	0.65
3:C:418:ASN:ND2	29:C:1057:DGD:HE61	2.11	0.65
3:C:459:ILE:H	4:D:224:GLN:H	1.44	0.65
15:U:43:PRO:HD3	16:V:108:TYR:HB3	1.78	0.65
1:A:64:ARG:NE	13:O:98:THR:HG21	2.10	0.65
1:A:207:GLY:O	1:A:210:LEU:N	2.27	0.65
1:A:247:ASN:HD21	2:B:486:LEU:HB3	1.59	0.65
3:C:166:ILE:HD13	3:C:248:GLY:HA3	1.77	0.65
22:C:1029:CLA:HBA1	8:I:23:PHE:CE1	2.32	0.65
29:C:1055:DGD:CEB	29:C:1055:DGD:HBG3	2.25	0.65
5:E:79:PHE:O	5:E:83:LEU:HB2	1.95	0.65
13:O:59:ASP:OD1	13:O:61:SER:HB2	1.96	0.65
15:U:28:ASN:HD21	15:U:55:TYR:N	1.95	0.65
1:A:252:HIS:NE2	1:A:264:SER:HB3	2.12	0.65
2:B:40:TYR:C	2:B:40:TYR:CD1	2.67	0.65
3:C:348:GLU:HB3	13:O:42:ALA:HB3	1.79	0.65
22:C:1033:CLA:H2	22:C:1033:CLA:C7	2.27	0.65
4:D:350:ASN:O	4:D:351:ALA:CB	2.44	0.65

Continued on next page...

Continued from previous page...

Atom-1	Atom-2	Interatomic distance (Å)	Clash overlap (Å)
13:O:107:ILE:CG2	13:O:123:GLU:HG3	2.26	0.65
13:O:250:ASP:HB3	13:O:253:ALA:HB3	1.78	0.65
14:T:17:PHE:O	14:T:21:ILE:HG13	1.96	0.65
1:A:36:ILE:HD13	22:C:1029:CLA:C14	2.27	0.65
2:B:334:ASP:HB3	13:O:202:GLN:HG3	1.78	0.65
2:B:464:PHE:CE1	28:B:1060:MGE:H4B1	2.30	0.65
22:B:1020:CLA:HED1	22:B:1021:CLA:CMB	2.24	0.65
22:B:1023:CLA:C4C	22:B:1024:CLA:HBC2	2.26	0.65
3:C:428:THR:CG2	3:C:429:SER:N	2.57	0.65
4:D:329:MET:C	4:D:331:PRO:HD2	2.17	0.65
1:A:187:GLN:HG3	1:A:325:ASN:ND2	2.10	0.65
4:D:29:PHE:CE2	4:D:31:GLY:HA3	2.31	0.65
4:D:90:LEU:HD12	4:D:96:GLU:HG3	1.79	0.65
16:V:66:CYS:SG	31:V:1041:HEM:CAC	2.85	0.65
1:A:279:ARG:HE	23:A:1038:PHO:C2C	2.10	0.65
2:B:165:GLY:HA3	2:B:179:GLN:O	1.96	0.65
2:B:226:TYR:O	2:B:226:TYR:HD2	1.79	0.65
3:C:263:ALA:CB	3:C:264:PHE:HD2	2.10	0.65
3:C:275:SER:CB	22:C:1033:CLA:HED1	2.20	0.65
25:C:1052:BCR:H361	10:K:32:PHE:CE2	2.31	0.65
22:D:1004:CLA:H2A	22:D:1004:CLA:O1D	1.96	0.65
15:U:68:THR:HG22	15:U:71:GLN:N	2.10	0.65
1:A:13:LEU:HD12	1:A:13:LEU:N	2.12	0.65
1:A:210:LEU:HD23	1:A:210:LEU:O	1.96	0.65
1:A:267:ASN:HB3	1:A:270:SER:OG	1.96	0.65
22:B:1009:CLA:O1A	22:B:1009:CLA:NA	2.30	0.65
3:C:50:LEU:HD22	3:C:51:GLY:N	2.12	0.65
3:C:334:PRO:HD3	3:C:339:LYS:HE3	1.79	0.65
22:C:1030:CLA:HED3	22:C:1030:CLA:CHA	2.27	0.65
29:C:1056:DGD:HBF2	29:C:1056:DGD:HBG2	0.81	0.65
22:D:1004:CLA:C20	28:D:1059:MGE:H8A1	2.26	0.65
24:D:1042:PQ9:H241	28:L:1061:MGE:H263	1.79	0.65
22:K:1034:CLA:HHD	22:K:1034:CLA:CBC	2.17	0.65
14:T:24:ARG:HD2	14:T:24:ARG:O	1.97	0.65
26:A:1063:LHG:HC41	3:C:36:TRP:CH2	2.31	0.65
2:B:235:GLU:HG2	2:B:473:THR:HA	1.77	0.65
2:B:317:ASN:HA	2:B:330:MET:HE1	1.78	0.65
3:C:281:MET:O	3:C:285:ILE:HG13	1.97	0.65
3:C:282:MET:SD	22:C:1025:CLA:H71	2.37	0.65
3:C:333:GLY:H	3:C:338:GLY:CA	2.10	0.65
29:C:1056:DGD:HBF1	29:C:1056:DGD:HB92	1.77	0.65

Continued on next page...

Continued from previous page...

Atom-1	Atom-2	Interatomic distance (Å)	Clash overlap (Å)
4:D:184:PHE:CE2	4:D:188:PHE:HD1	2.11	0.65
7:H:41:PHE:HD1	25:H:1049:BCR:H362	1.61	0.65
1:A:89:ILE:HG21	1:A:94:TYR:HB2	1.77	0.64
1:A:259:ILE:H	4:D:128:ARG:HH22	1.43	0.64
1:A:310:LYS:HG2	16:V:151:ILE:HG22	1.77	0.64
3:C:171:GLY:CA	22:C:1025:CLA:HBC1	2.27	0.64
22:C:1025:CLA:O2A	22:C:1025:CLA:C3A	2.44	0.64
4:D:132:ILE:O	4:D:136:VAL:HG23	1.96	0.64
4:D:222:LEU:HD23	4:D:243:THR:O	1.98	0.64
14:T:20:ALA:O	14:T:24:ARG:HB3	1.96	0.64
1:A:150:PRO:CA	22:A:1003:CLA:H52	2.25	0.64
22:B:1011:CLA:HMD3	22:B:1014:CLA:HAB	1.79	0.64
4:D:217:THR:HG21	24:D:1042:PQ9:O4	1.96	0.64
22:D:1005:CLA:H152	22:D:1005:CLA:H202	1.79	0.64
23:D:1039:PHO:CHD	23:D:1039:PHO:CBC	2.74	0.64
5:E:13:ILE:HG13	5:E:19:TYR:HB2	1.79	0.64
13:O:75:THR:HB	13:O:262:GLN:HB2	1.77	0.64
1:A:36:ILE:HD13	22:C:1029:CLA:H142	1.78	0.64
2:B:174:LEU:HD21	2:B:312:TYR:CE1	2.31	0.64
3:C:50:LEU:CD2	3:C:54:VAL:HG23	2.26	0.64
3:C:70:PHE:O	3:C:73:ALA:HB3	1.96	0.64
3:C:223:TRP:HE1	3:C:224:ILE:HG12	1.62	0.64
3:C:240:ILE:HG13	22:C:1025:CLA:HAB	1.78	0.64
22:C:1029:CLA:HMC1	22:C:1029:CLA:HBC2	1.79	0.64
4:D:312:GLU:OE1	13:O:185:PRO:HB3	1.96	0.64
14:T:18:PHE:CA	25:T:6046:BCR:C33	2.74	0.64
16:V:81:ARG:HG3	16:V:157:GLY:HA3	1.78	0.64
18:Y:45:ASN:HD22	18:Y:45:ASN:C	2.00	0.64
3:C:396:MET:CE	16:V:74:THR:HA	2.26	0.64
3:C:450:ALA:HB3	3:C:456:GLU:HB3	1.79	0.64
4:D:158:LEU:O	4:D:162:LEU:HG	1.96	0.64
22:H:1017:CLA:HBB1	25:H:1049:BCR:H322	1.79	0.64
25:K:1051:BCR:H351	25:K:1051:BCR:C16	2.26	0.64
25:T:6046:BCR:H403	25:T:6046:BCR:C23	2.27	0.64
22:B:1011:CLA:CGA	22:B:1011:CLA:H42	2.28	0.64
22:C:1025:CLA:H143	25:C:1054:BCR:H353	1.80	0.64
1:A:159:LEU:HD21	29:C:1055:DGD:C7A	2.26	0.64
2:B:69:LEU:HD21	22:B:1013:CLA:O1A	1.97	0.64
2:B:372:ASP:HB3	2:B:376:VAL:HB	1.79	0.64
28:B:1060:MGE:CBB	28:B:1060:MGE:H263	2.28	0.64
3:C:81:MET:HG3	3:C:86:LEU:HD12	1.79	0.64

Continued on next page...

Continued from previous page...

Atom-1	Atom-2	Interatomic distance (Å)	Clash overlap (Å)
22:D:1005:CLA:C9	22:D:1005:CLA:H121	2.26	0.64
22:D:1005:CLA:H92	22:D:1005:CLA:H121	1.79	0.64
18:Y:43:ARG:HD3	20:Z:31:GLN:HE21	1.63	0.64
1:A:223:LEU:HD11	4:D:265:ARG:HG2	1.78	0.64
22:B:1016:CLA:HBC3	22:B:1016:CLA:CHD	2.26	0.64
3:C:172:ALA:O	3:C:176:VAL:HG23	1.97	0.64
3:C:229:ASN:H	3:C:229:ASN:ND2	1.85	0.64
22:C:1033:CLA:H91	22:C:1036:CLA:CAA	2.27	0.64
22:C:1033:CLA:HMA1	22:K:1034:CLA:C2C	2.27	0.64
4:D:207:GLY:HA2	4:D:274:VAL:HG11	1.79	0.64
7:H:13:PRO:HG2	7:H:14:LEU:CD1	2.22	0.64
8:I:24:LEU:C	8:I:26:GLY:H	2.01	0.64
13:O:92:VAL:CG1	13:O:93:PRO:HD2	2.27	0.64
15:U:42:TYR:HB3	15:U:43:PRO:HD2	1.78	0.64
15:U:53:ALA:HB1	15:U:54:PRO:HD2	1.79	0.64
1:A:39:PRO:HB2	22:A:1007:CLA:CBB	2.27	0.64
22:B:1010:CLA:HED3	22:B:1011:CLA:HMA1	1.80	0.64
22:B:1012:CLA:H43	22:B:1013:CLA:H41	1.79	0.64
3:C:49:LEU:CD2	3:C:52:ALA:CA	2.76	0.64
3:C:374:GLY:HA2	13:O:33:TYR:CD1	2.33	0.64
4:D:91:LEU:HG	22:D:1008:CLA:HED2	1.79	0.64
2:B:280:PHE:O	2:B:284:ILE:HG13	1.96	0.64
22:B:1015:CLA:H122	22:B:1015:CLA:H91	1.80	0.64
22:B:1021:CLA:H2	22:B:1021:CLA:HED1	1.79	0.64
22:C:1033:CLA:O1A	22:C:1033:CLA:C2	2.45	0.64
29:C:1055:DGD:HAT1	29:C:1055:DGD:HA61	1.78	0.64
15:U:68:THR:HG22	15:U:71:GLN:CB	2.28	0.64
22:A:1007:CLA:H2A	22:A:1007:CLA:O1D	1.98	0.64
2:B:178:VAL:O	2:B:178:VAL:HG13	1.99	0.64
2:B:249:ALA:O	2:B:252:VAL:N	2.31	0.64
22:B:1011:CLA:O1A	22:B:1011:CLA:H42	1.98	0.64
22:C:1029:CLA:C4	22:C:1029:CLA:C1C	2.75	0.64
4:D:145:ALA:HB2	4:D:272:LEU:CD1	2.28	0.64
10:K:21:LEU:HD11	18:Y:24:MET:CG	2.27	0.64
13:O:148:VAL:HG23	13:O:172:PHE:CE2	2.33	0.64
1:A:150:PRO:HA	22:A:1003:CLA:H52	1.81	0.63
2:B:40:TYR:C	2:B:40:TYR:HD1	2.01	0.63
22:B:1019:CLA:HMC1	22:B:1019:CLA:HBC3	1.80	0.63
3:C:274:TYR:HE1	22:C:1029:CLA:O1D	1.81	0.63
22:C:1025:CLA:C1	22:C:1025:CLA:C4A	2.76	0.63
22:K:1034:CLA:H121	22:K:1034:CLA:H91	1.79	0.63

Continued on next page...

Continued from previous page...

Atom-1	Atom-2	Interatomic distance (Å)	Clash overlap (Å)
16:V:32:GLU:HA	16:V:35:THR:OG1	1.97	0.63
1:A:52:PHE:O	1:A:71:LEU:HD12	1.98	0.63
1:A:192:ILE:HG12	1:A:293:MET:SD	2.37	0.63
2:B:10:THR:O	2:B:11:VAL:C	2.36	0.63
2:B:75:TRP:HE1	2:B:94:GLU:HB2	1.63	0.63
2:B:451:PHE:HZ	22:B:1012:CLA:O1D	1.81	0.63
22:C:1033:CLA:HHC	22:C:1033:CLA:CBB	2.27	0.63
4:D:201:VAL:O	4:D:205:LEU:HB3	1.97	0.63
5:E:17:VAL:O	5:E:21:VAL:HG23	1.98	0.63
8:I:4:LEU:O	8:I:8:VAL:HG22	1.97	0.63
13:O:129:PHE:O	13:O:129:PHE:CD2	2.50	0.63
13:O:152:VAL:O	13:O:152:VAL:HG13	1.98	0.63
22:A:1006:CLA:O2D	22:A:1006:CLA:H2A	1.99	0.63
22:B:1022:CLA:H121	12:M:24:ILE:HD12	1.80	0.63
4:D:155:SER:HA	4:D:159:ILE:HB	1.78	0.63
4:D:328:TRP:CZ3	16:V:161:VAL:HA	2.33	0.63
11:L:29:LEU:O	11:L:29:LEU:HD13	1.98	0.63
13:O:190:LEU:C	13:O:190:LEU:CD2	2.67	0.63
22:B:1014:CLA:C9	25:B:1048:BCR:H342	2.28	0.63
3:C:425:TRP:CH2	22:C:1028:CLA:O1A	2.52	0.63
22:C:1036:CLA:HBB1	22:C:1036:CLA:CHC	2.28	0.63
4:D:87:HIS:NE2	4:D:162:LEU:HA	2.13	0.63
4:D:123:ILE:O	4:D:127:LEU:HG	1.97	0.63
13:O:104:LEU:HD12	13:O:104:LEU:O	1.98	0.63
18:Y:39:LEU:HD21	20:Z:28:ALA:CB	2.27	0.63
1:A:323:ARG:NE	4:D:332:GLN:NE2	2.46	0.63
2:B:103:LEU:HD12	2:B:107:LEU:HG	1.79	0.63
2:B:357:ARG:HG2	2:B:357:ARG:NH1	2.08	0.63
28:B:1060:MGE:CGB	28:B:1060:MGE:H211	2.29	0.63
3:C:362:ARG:HD2	3:C:367:GLU:OE2	1.98	0.63
3:C:417:VAL:CG1	16:V:68:VAL:HG11	2.25	0.63
4:D:194:ASN:O	4:D:198:MET:HG3	1.97	0.63
22:K:1034:CLA:H12	22:K:1034:CLA:ND	2.12	0.63
20:Z:5:PHE:HE1	20:Z:54:VAL:HG13	1.63	0.63
1:A:254:TYR:CD2	4:D:132:ILE:HG22	2.34	0.63
1:A:256:GLY:C	1:A:261:GLN:HA	2.18	0.63
2:B:220:ARG:HG3	7:H:21:VAL:HA	1.80	0.63
22:B:1013:CLA:HMB3	22:B:1014:CLA:C1	2.27	0.63
3:C:230:LEU:O	3:C:234:VAL:HG12	1.98	0.63
3:C:418:ASN:OD1	29:C:1056:DGD:HE2	1.99	0.63
3:C:443:TRP:CE3	3:C:443:TRP:HA	2.33	0.63

Continued on next page...

Continued from previous page...

Atom-1	Atom-2	Interatomic distance (Å)	Clash overlap (Å)
22:C:1031:CLA:H2A	22:C:1031:CLA:O2D	1.98	0.63
22:C:1032:CLA:HBC2	22:C:1032:CLA:HHD	1.79	0.63
22:C:1032:CLA:H161	29:C:1056:DGD:CDB	2.29	0.63
25:C:1054:BCR:C8	25:C:1054:BCR:H311	2.29	0.63
22:K:1034:CLA:CGD	22:K:1034:CLA:CGA	2.76	0.63
13:O:148:VAL:O	13:O:148:VAL:HG22	1.98	0.63
18:Y:42:ARG:HB3	18:Y:43:ARG:HE	1.64	0.63
1:A:93:PHE:O	1:A:95:PRO:HD3	1.99	0.63
3:C:49:LEU:CD1	22:C:1035:CLA:HMA2	2.27	0.63
3:C:155:ASN:CA	3:C:158:THR:HG22	2.26	0.63
3:C:170:ILE:HG22	3:C:171:GLY:N	2.13	0.63
3:C:223:TRP:CD1	3:C:224:ILE:CG1	2.81	0.63
3:C:229:ASN:N	3:C:229:ASN:ND2	2.44	0.63
3:C:240:ILE:HG13	22:C:1025:CLA:CAB	2.29	0.63
4:D:182:LEU:O	4:D:185:PHE:N	2.29	0.63
4:D:189:HIS:CG	4:D:289:LEU:HD22	2.34	0.63
22:D:1004:CLA:H142	22:D:1004:CLA:C10	2.28	0.63
7:H:11:LEU:C	7:H:13:PRO:HD2	2.19	0.63
22:K:1034:CLA:C4D	22:K:1034:CLA:C1	2.77	0.63
1:A:116:ILE:CD1	1:A:158:PHE:HB3	2.27	0.63
2:B:288:VAL:O	2:B:292:LEU:HB2	1.99	0.63
3:C:280:SER:OG	3:C:438:LEU:HB2	1.98	0.63
3:C:443:TRP:HA	3:C:443:TRP:HE3	1.64	0.63
4:D:19:ASP:OD2	4:D:23:LYS:HD3	1.99	0.63
25:H:1049:BCR:H401	17:X:20:PHE:HZ	1.64	0.63
13:O:144:LEU:H	13:O:144:LEU:HD23	1.64	0.63
15:U:70:ARG:O	15:U:73:GLN:HB3	1.99	0.63
15:U:78:ASN:HB3	15:U:82:PHE:HE2	1.64	0.63
16:V:38:LEU:O	16:V:94:ASN:HB3	1.99	0.63
16:V:62:ALA:HB1	31:V:1041:HEM:HBB1	1.80	0.63
1:A:105:TRP:HZ3	25:A:1044:BCR:H393	1.62	0.63
1:A:212:CYS:CB	4:D:211:CYS:HB2	2.24	0.63
22:A:1006:CLA:C17	25:D:1050:BCR:C27	2.66	0.63
22:A:1007:CLA:H71	22:A:1007:CLA:H41	1.80	0.63
24:A:1043:PQ9:H293	23:D:1039:PHO:CBA	2.29	0.63
2:B:25:MET:HE2	25:B:1045:BCR:H403	1.81	0.63
2:B:63:LEU:N	2:B:64:PRO:CD	2.61	0.63
3:C:146:PHE:O	3:C:146:PHE:CD1	2.52	0.63
3:C:159:THR:HA	3:C:252:ILE:HA	1.81	0.63
23:D:1039:PHO:CMA	22:D:1004:CLA:H102	2.28	0.63
8:I:9:TYR:O	8:I:12:VAL:HG12	1.99	0.63

Continued on next page...

Continued from previous page...

Atom-1	Atom-2	Interatomic distance (Å)	Clash overlap (Å)
1:A:335:ASN:ND2	13:O:182:PHE:CE1	2.67	0.62
26:A:1063:LHG:HC82	3:C:36:TRP:CE2	2.33	0.62
2:B:15:ASP:N	2:B:16:PRO:HD3	2.14	0.62
3:C:51:GLY:O	3:C:55:ALA:N	2.24	0.62
3:C:184:GLY:O	3:C:185:LEU:HD23	1.99	0.62
3:C:265:ILE:CD1	3:C:452:ALA:CB	2.61	0.62
11:L:26:VAL:HG12	11:L:27:LEU:N	2.14	0.62
18:Y:43:ARG:HH21	18:Y:44:GLY:CA	2.12	0.62
23:A:1038:PHO:HHD	23:A:1038:PHO:CBC	2.28	0.62
2:B:433:ASP:C	2:B:433:ASP:OD1	2.37	0.62
3:C:42:LEU:HD22	22:C:1035:CLA:HMA3	1.82	0.62
22:C:1035:CLA:O2D	22:C:1035:CLA:H2A	1.99	0.62
4:D:150:ILE:O	4:D:154:VAL:HG23	1.99	0.62
25:D:1050:BCR:C22	28:D:1059:MGE:C3A	2.75	0.62
16:V:119:PRO:HA	16:V:127:PHE:CD2	2.35	0.62
1:A:87:ASN:ND2	3:C:357:ARG:HE	1.97	0.62
1:A:309:ALA:HB3	16:V:28:GLU:HB2	1.79	0.62
22:B:1011:CLA:CAA	22:B:1011:CLA:CGD	2.77	0.62
22:B:1011:CLA:H11	22:B:1011:CLA:CHB	2.29	0.62
22:C:1033:CLA:HMA3	22:K:1034:CLA:HMC1	1.77	0.62
6:F:21:VAL:O	6:F:25:THR:HG23	1.98	0.62
13:O:242:GLU:CD	13:O:260:LYS:HD3	2.19	0.62
1:A:105:TRP:CZ2	1:A:111:PRO:HA	2.34	0.62
1:A:223:LEU:HD21	4:D:265:ARG:CG	2.29	0.62
24:A:1043:PQ9:H37	24:A:1043:PQ9:C29	2.29	0.62
2:B:45:PHE:HA	2:B:58:GLN:HE22	1.64	0.62
2:B:103:LEU:HD13	22:B:1014:CLA:C9	2.28	0.62
2:B:452:THR:O	2:B:456:ALA:HB2	1.99	0.62
25:B:1048:BCR:H371	25:B:1048:BCR:H392	1.32	0.62
3:C:58:GLY:HA2	3:C:61:VAL:HG12	1.82	0.62
3:C:318:LEU:HD23	3:C:318:LEU:O	1.98	0.62
22:C:1035:CLA:H141	25:K:1051:BCR:C34	2.30	0.62
4:D:174:GLY:HA3	4:D:177:ALA:HB3	1.81	0.62
8:I:5:LYS:O	8:I:8:VAL:HG23	2.00	0.62
11:L:20:GLY:HA3	12:M:22:LEU:HD13	1.82	0.62
1:A:41:LEU:HD22	1:A:41:LEU:N	2.15	0.62
1:A:109:GLY:C	1:A:111:PRO:HD2	2.20	0.62
1:A:199:GLN:O	1:A:202:VAL:HG12	1.98	0.62
2:B:119:ASP:C	2:B:120:LEU:HD23	2.20	0.62
2:B:138:MET:SD	22:B:1023:CLA:HAC2	2.40	0.62
22:B:1018:CLA:O2D	22:B:1018:CLA:H2A	1.99	0.62

Continued on next page...

Continued from previous page...

Atom-1	Atom-2	Interatomic distance (Å)	Clash overlap (Å)
3:C:48:LYS:CD	22:C:1035:CLA:HED1	2.27	0.62
3:C:165:LEU:HB2	3:C:248:GLY:CA	2.30	0.62
3:C:348:GLU:CD	3:C:373:ASN:HB3	2.19	0.62
4:D:170:ALA:O	4:D:171:PRO:O	2.18	0.62
10:K:20:PRO:HA	18:Y:21:GLN:HG2	1.81	0.62
2:B:24:LEU:HD21	2:B:110:ALA:O	1.99	0.62
2:B:24:LEU:HD23	2:B:111:ALA:HA	1.81	0.62
28:B:1060:MGE:H5B2	4:D:276:VAL:HB	1.81	0.62
3:C:75:PHE:CD1	3:C:86:LEU:HD11	2.34	0.62
4:D:275:PRO:O	4:D:277:THR:N	2.33	0.62
28:D:1059:MGE:O5D	6:F:40:MET:HB2	2.00	0.62
28:D:1062:MGE:O1A	28:D:1062:MGE:H4B1	2.00	0.62
25:H:1049:BCR:H321	25:H:1049:BCR:C8	2.29	0.62
8:I:16:VAL:O	8:I:20:VAL:HG23	2.00	0.62
11:L:30:LEU:HD23	11:L:30:LEU:C	2.19	0.62
13:O:181:ASN:O	13:O:182:PHE:HB2	1.99	0.62
15:U:16:LYS:HG2	15:U:21:TYR:CD1	2.34	0.62
16:V:105:PRO:HG2	16:V:115:ALA:N	2.14	0.62
2:B:91:TRP:CD1	22:B:1014:CLA:HBA2	2.35	0.62
2:B:297:THR:OG1	2:B:300:GLU:HG3	1.99	0.62
22:B:1014:CLA:CBC	22:B:1014:CLA:CHD	2.72	0.62
3:C:384:ILE:HG23	3:C:384:ILE:O	2.00	0.62
3:C:386:PRO:HB2	16:V:116:GLU:OE1	2.00	0.62
3:C:407:VAL:O	3:C:407:VAL:HG13	1.99	0.62
4:D:274:VAL:HG22	24:D:1042:PQ9:H261	1.81	0.62
16:V:54:GLU:OE2	16:V:57:ARG:HD3	1.99	0.62
1:A:160:ILE:HD13	3:C:431:PHE:CE1	2.35	0.62
1:A:215:HIS:CD2	1:A:275:LEU:HD11	2.35	0.62
1:A:290:ILE:HG22	1:A:291:SER:N	2.14	0.62
2:B:23:HIS:O	2:B:27:THR:HB	1.98	0.62
2:B:181:VAL:CG1	2:B:196:GLY:HA2	2.29	0.62
2:B:315:ILE:HG22	2:B:426:PHE:O	1.99	0.62
22:B:1023:CLA:C9	22:B:1024:CLA:H152	2.30	0.62
22:C:1035:CLA:HBB2	22:K:1034:CLA:CHB	2.29	0.62
6:F:34:LEU:HD12	9:J:24:ILE:CD1	2.28	0.62
11:L:29:LEU:HD13	11:L:29:LEU:C	2.20	0.62
1:A:270:SER:O	1:A:273:PHE:HB3	2.00	0.62
3:C:135:ARG:HG2	20:Z:27:TYR:HB3	1.82	0.62
22:C:1025:CLA:C9	25:C:1054:BCR:H373	2.29	0.62
22:C:1035:CLA:C3B	25:C:1052:BCR:H271	2.29	0.62
4:D:61:HIS:HE1	4:D:80:THR:HG23	1.63	0.62

Continued on next page...

Continued from previous page...

Atom-1	Atom-2	Interatomic distance (Å)	Clash overlap (Å)
4:D:223:PHE:CE1	4:D:245:SER:HB2	2.35	0.62
5:E:77:GLU:O	5:E:81:GLU:N	2.33	0.62
15:U:45:LEU:HD13	15:U:71:GLN:HG2	1.80	0.62
1:A:330:VAL:HG11	4:D:348:ARG:HG2	1.82	0.62
2:B:121:GLU:CB	7:H:4:ARG:HB3	2.29	0.62
2:B:225:LEU:HD11	7:H:28:THR:OG1	2.00	0.62
2:B:419:SER:HA	2:B:422:ARG:HH12	1.65	0.62
3:C:451:ALA:CA	3:C:456:GLU:HG2	2.30	0.62
11:L:22:LEU:HG	28:L:1061:MGE:H221	1.82	0.62
13:O:59:ASP:H	13:O:64:TYR:HE1	1.47	0.62
14:T:8:PHE:CE1	27:T:1066:IOD:I	3.23	0.62
1:A:64:ARG:NH2	13:O:131:PRO:O	2.33	0.61
22:A:1007:CLA:H112	22:A:1007:CLA:C5	2.30	0.61
2:B:222:PRO:HB2	2:B:225:LEU:HD13	1.82	0.61
2:B:271:THR:HG23	2:B:274:GLN:HB2	1.81	0.61
2:B:285:ASN:HA	2:B:288:VAL:HG12	1.82	0.61
2:B:429:ILE:H	2:B:429:ILE:CD1	2.13	0.61
22:B:1021:CLA:HMA2	22:B:1021:CLA:C1	2.30	0.61
22:B:1023:CLA:H41	25:B:1048:BCR:C34	2.29	0.61
3:C:42:LEU:HD13	3:C:49:LEU:HD11	1.80	0.61
3:C:321:ASP:O	3:C:324:LEU:N	2.33	0.61
22:D:1008:CLA:C19	22:D:1008:CLA:H141	2.18	0.61
7:H:30:LEU:HB3	22:H:1017:CLA:CMD	2.30	0.61
16:V:66:CYS:SG	31:V:1041:HEM:C3C	2.93	0.61
1:A:297:LEU:CD2	3:C:404:LEU:HD23	2.30	0.61
1:A:322:ASN:HA	1:A:325:ASN:HB2	1.82	0.61
22:A:1006:CLA:HHC	22:A:1006:CLA:CBB	2.23	0.61
2:B:90:PHE:HZ	2:B:98:LEU:HD12	1.65	0.61
3:C:39:ASN:HB2	22:C:1032:CLA:CBA	2.28	0.61
3:C:160:ILE:HG22	3:C:161:LEU:N	2.14	0.61
3:C:264:PHE:O	3:C:266:TRP:CD1	2.54	0.61
5:E:75:GLN:O	5:E:76:VAL:C	2.36	0.61
13:O:92:VAL:HG13	13:O:93:PRO:HD2	1.83	0.61
1:A:273:PHE:CE1	26:A:1063:LHG:HC61	2.35	0.61
2:B:374:ASN:HD22	2:B:374:ASN:N	1.98	0.61
22:B:1023:CLA:H152	22:B:1024:CLA:C4A	2.29	0.61
3:C:49:LEU:HD22	3:C:52:ALA:CA	2.29	0.61
3:C:351:PHE:CD2	3:C:375:LEU:HD11	2.35	0.61
22:C:1028:CLA:C6	29:C:1057:DGD:HA42	2.31	0.61
4:D:54:PHE:HB3	5:E:47:PHE:HD1	1.65	0.61
4:D:136:VAL:O	4:D:136:VAL:HG12	2.00	0.61

Continued on next page...

Continued from previous page...

Atom-1	Atom-2	Interatomic distance (Å)	Clash overlap (Å)
5:E:11:SER:O	5:E:15:THR:HB	2.00	0.61
1:A:197:PHE:HD1	1:A:285:PHE:HB3	1.65	0.61
1:A:258:LEU:C	1:A:259:ILE:HG13	2.21	0.61
1:A:300:PHE:HB3	1:A:302:PHE:CE1	2.36	0.61
2:B:135:LEU:HD12	2:B:135:LEU:N	2.15	0.61
22:B:1023:CLA:C15	22:B:1024:CLA:C4A	2.78	0.61
3:C:117:VAL:HG11	22:C:1027:CLA:C1	2.31	0.61
25:C:1052:BCR:H361	10:K:32:PHE:HE2	1.63	0.61
12:M:3:VAL:HG23	12:M:4:ASN:O	2.01	0.61
15:U:27:LEU:HD21	15:U:82:PHE:HD1	1.65	0.61
1:A:340:PRO:HD3	15:U:103:TYR:CE2	2.36	0.61
22:A:1003:CLA:CED	22:A:1003:CLA:C2A	2.64	0.61
24:A:1043:PQ9:H37	24:A:1043:PQ9:C30	2.29	0.61
2:B:17:GLY:HA2	2:B:123:PHE:CE1	2.35	0.61
2:B:99:ALA:HB1	22:B:1014:CLA:H43	1.82	0.61
2:B:463:PHE:HE1	22:B:1016:CLA:CBB	2.12	0.61
3:C:240:ILE:HD13	3:C:240:ILE:O	2.00	0.61
3:C:363:GLY:O	3:C:367:GLU:HG2	2.00	0.61
25:C:1052:BCR:H352	25:K:1051:BCR:H322	1.82	0.61
29:C:1056:DGD:HB81	29:C:1056:DGD:HBV2	1.81	0.61
13:O:132:VAL:CG2	13:O:144:LEU:HD21	2.30	0.61
13:O:188:ARG:CB	13:O:188:ARG:HH11	2.14	0.61
16:V:151:ILE:HG12	16:V:152:LEU:N	2.15	0.61
1:A:126:TYR:HD2	1:A:126:TYR:C	2.03	0.61
1:A:185:VAL:O	1:A:188:ALA:HB3	2.00	0.61
1:A:290:ILE:CG2	1:A:291:SER:N	2.63	0.61
2:B:61:PHE:HB2	22:B:1015:CLA:HMA3	1.82	0.61
3:C:56:HIS:CE1	22:C:1033:CLA:HMA1	2.35	0.61
3:C:418:ASN:OD1	3:C:418:ASN:C	2.38	0.61
22:C:1031:CLA:CBC	22:C:1031:CLA:CHD	2.71	0.61
4:D:126:MET:HE3	4:D:146:PHE:CD2	2.34	0.61
4:D:219:GLU:O	4:D:222:LEU:HB2	2.00	0.61
22:D:1005:CLA:H93	28:D:1062:MGE:H211	1.83	0.61
6:F:41:GLN:NE2	9:J:31:GLY:HA3	2.16	0.61
7:H:12:ARG:N	7:H:13:PRO:HD2	2.15	0.61
13:O:68:ARG:HG3	13:O:68:ARG:O	2.00	0.61
16:V:38:LEU:HA	16:V:95:ILE:CG2	2.26	0.61
20:Z:20:VAL:O	20:Z:24:PRO:CD	2.45	0.61
29:C:1056:DGD:HB51	9:J:29:PHE:HE1	1.66	0.61
4:D:267:LEU:HD23	4:D:267:LEU:C	2.21	0.61
1:A:12:ASN:O	1:A:15:GLU:HG3	1.99	0.61

Continued on next page...

Continued from previous page...

Atom-1	Atom-2	Interatomic distance (Å)	Clash overlap (Å)
22:A:1007:CLA:H112	22:A:1007:CLA:C6	2.29	0.61
24:A:1043:PQ9:C45	28:D:1059:MGE:C9A	2.79	0.61
2:B:174:LEU:HD21	2:B:312:TYR:HE1	1.66	0.61
2:B:462:PHE:CE1	22:B:1021:CLA:HMB3	2.36	0.61
3:C:293:ASN:ND2	3:C:295:THR:HB	2.15	0.61
4:D:190:ASN:HD22	4:D:296:TYR:HA	1.66	0.61
4:D:313:THR:O	4:D:316:THR:HG23	2.00	0.61
25:K:1051:BCR:H353	18:Y:32:GLY:CA	2.20	0.61
22:A:1007:CLA:H41	22:A:1007:CLA:C7	2.30	0.61
22:B:1011:CLA:CGD	22:B:1011:CLA:HAA1	2.30	0.61
22:B:1011:CLA:C1D	22:B:1013:CLA:C3	2.78	0.61
3:C:276:LEU:HD23	3:C:276:LEU:C	2.22	0.61
22:C:1030:CLA:CBC	22:C:1030:CLA:CHD	2.58	0.61
22:C:1031:CLA:HMA2	22:C:1031:CLA:C2	2.30	0.61
4:D:37:LEU:HD13	4:D:125:PHE:HA	1.81	0.61
4:D:182:LEU:O	4:D:183:LEU:C	2.37	0.61
4:D:210:LEU:HD11	24:D:1042:PQ9:H152	1.82	0.61
8:I:29:ALA:O	8:I:30:ARG:HB2	2.01	0.61
13:O:223:ILE:HD13	13:O:225:LEU:HD13	1.83	0.61
2:B:113:TRP:CD1	2:B:114:HIS:N	2.69	0.61
2:B:133:LEU:HA	7:H:15:ASN:HD21	1.65	0.61
22:B:1018:CLA:H141	22:B:1018:CLA:H172	1.82	0.61
3:C:117:VAL:HG21	22:C:1027:CLA:H162	1.81	0.61
3:C:171:GLY:HA3	22:C:1025:CLA:HBC1	1.81	0.61
22:C:1025:CLA:O2A	22:C:1025:CLA:H3A	1.99	0.61
22:C:1026:CLA:C7	22:C:1026:CLA:C12	2.76	0.61
6:F:20:TRP:HE1	6:F:24:HIS:CE1	2.18	0.61
9:J:15:THR:HG21	10:K:38:VAL:HG22	1.82	0.61
13:O:55:ALA:CB	13:O:161:SER:HB3	2.30	0.61
1:A:129:ARG:O	1:A:129:ARG:HG2	2.01	0.60
22:C:1028:CLA:C9	29:C:1056:DGD:HB91	2.30	0.60
4:D:78:VAL:HG12	4:D:173:PHE:HB3	1.82	0.60
23:D:1039:PHO:H2A	23:D:1039:PHO:O2D	2.01	0.60
25:H:1049:BCR:C23	25:H:1049:BCR:H393	2.30	0.60
1:A:142:TRP:HB3	3:C:443:TRP:CZ2	2.36	0.60
1:A:151:LEU:HG	1:A:155:PHE:HD2	1.65	0.60
1:A:197:PHE:CE2	29:C:1056:DGD:HAN2	2.37	0.60
2:B:49:ASP:OD1	2:B:53:ASN:N	2.34	0.60
3:C:223:TRP:CD1	3:C:224:ILE:N	2.69	0.60
3:C:318:LEU:HD23	3:C:328:VAL:HG11	1.83	0.60
29:C:1057:DGD:HG31	9:J:33:TYR:CE2	2.35	0.60

Continued on next page...

Continued from previous page...

Atom-1	Atom-2	Interatomic distance (Å)	Clash overlap (Å)
4:D:221:THR:HG21	4:D:245:SER:O	2.01	0.60
13:O:62:GLN:HA	13:O:62:GLN:HE21	1.66	0.60
22:A:1006:CLA:HBC2	4:D:182:LEU:HD21	1.81	0.60
3:C:263:ALA:HB1	3:C:264:PHE:CE2	2.34	0.60
4:D:39:PRO:O	4:D:43:LEU:HG	2.01	0.60
8:I:4:LEU:HA	8:I:7:THR:OG1	2.00	0.60
13:O:66:ILE:HD12	13:O:121:PHE:CD1	2.36	0.60
13:O:82:PRO:HG3	13:O:89:ALA:CB	2.31	0.60
1:A:140:ARG:NH1	1:A:140:ARG:CB	2.64	0.60
1:A:217:SER:O	1:A:220:THR:HG22	2.01	0.60
1:A:222:SER:C	2:B:482:ILE:HG21	2.21	0.60
2:B:62:VAL:CG1	22:B:1013:CLA:HED2	2.31	0.60
22:B:1011:CLA:CMD	22:B:1014:CLA:CMB	2.79	0.60
22:B:1011:CLA:O2D	22:B:1012:CLA:HED1	2.00	0.60
29:B:1058:DGD:CAB	29:B:1058:DGD:HB62	2.31	0.60
3:C:63:TRP:NE1	22:C:1028:CLA:HMC3	2.15	0.60
3:C:216:SER:HB2	3:C:221:GLU:HB2	1.82	0.60
22:C:1028:CLA:O2A	29:C:1056:DGD:HG11	2.00	0.60
22:C:1029:CLA:CGA	22:C:1029:CLA:C1A	2.78	0.60
22:C:1035:CLA:HMC3	22:K:1034:CLA:CMB	2.31	0.60
4:D:325:ILE:O	4:D:329:MET:HG2	2.02	0.60
6:F:41:GLN:HE21	9:J:28:PHE:HA	1.65	0.60
16:V:66:CYS:O	16:V:73:LYS:CG	2.49	0.60
1:A:186:PHE:O	1:A:187:GLN:C	2.40	0.60
1:A:256:GLY:HA2	1:A:264:SER:HB2	1.84	0.60
1:A:315:ASN:O	4:D:63:LEU:HD23	2.01	0.60
1:A:336:ALA:O	1:A:338:ASN:ND2	2.34	0.60
2:B:111:ALA:O	2:B:113:TRP:N	2.34	0.60
2:B:468:TRP:CE3	4:D:144:ILE:HD13	2.36	0.60
3:C:457:LYS:HZ1	4:D:228:GLY:HA2	1.64	0.60
22:C:1033:CLA:HBB1	22:C:1033:CLA:CHC	2.25	0.60
22:C:1035:CLA:HBB2	22:K:1034:CLA:CMA	2.31	0.60
4:D:313:THR:OG1	4:D:316:THR:HG22	2.01	0.60
14:T:18:PHE:HD1	25:T:6046:BCR:H332	1.66	0.60
16:V:94:ASN:HB2	16:V:97:GLY:H	1.66	0.60
1:A:219:VAL:HG21	4:D:268:HIS:CD2	2.36	0.60
1:A:317:TRP:HA	4:D:63:LEU:HD11	1.83	0.60
2:B:124:ARG:HE	2:B:131:PRO:HB3	1.66	0.60
22:B:1022:CLA:H93	22:B:1022:CLA:C12	2.09	0.60
3:C:271:TYR:HE1	22:C:1031:CLA:HAC1	1.64	0.60
4:D:36:LEU:HD23	4:D:37:LEU:H	1.65	0.60

Continued on next page...

Continued from previous page...

Atom-1	Atom-2	Interatomic distance (Å)	Clash overlap (Å)
4:D:103:ARG:HD2	5:E:76:VAL:HG21	1.84	0.60
4:D:352:LEU:H	4:D:352:LEU:CD2	2.15	0.60
16:V:38:LEU:CA	16:V:45:ILE:HD11	2.31	0.60
1:A:193:LEU:HD22	4:D:179:PHE:CD2	2.36	0.60
2:B:90:PHE:C	2:B:90:PHE:CD2	2.75	0.60
3:C:264:PHE:O	3:C:266:TRP:NE1	2.34	0.60
3:C:436:PHE:O	3:C:439:VAL:HB	2.00	0.60
4:D:22:LEU:O	4:D:30:VAL:O	2.20	0.60
4:D:148:ALA:HB2	4:D:276:VAL:HG12	1.84	0.60
10:K:28:ILE:O	10:K:29:PRO:C	2.36	0.60
13:O:90:GLU:OE1	13:O:90:GLU:HA	2.00	0.60
13:O:107:ILE:HG23	13:O:123:GLU:HG3	1.84	0.60
13:O:206:GLU:O	13:O:207:GLU:CB	2.48	0.60
15:U:31:ASN:ND2	15:U:32:ILE:N	2.48	0.60
15:U:52:ASN:OD1	15:U:64:ILE:HD13	2.02	0.60
20:Z:55:GLY:HA2	25:Z:1053:BCR:H313	1.82	0.60
1:A:119:PHE:CD2	1:A:123:ALA:HB2	2.37	0.60
1:A:258:LEU:O	1:A:259:ILE:HD12	2.01	0.60
2:B:91:TRP:CG	22:B:1014:CLA:HBA2	2.37	0.60
3:C:146:PHE:O	3:C:148:GLY:N	2.34	0.60
3:C:274:TYR:O	3:C:276:LEU:N	2.34	0.60
22:C:1029:CLA:C5	22:C:1029:CLA:C1C	2.79	0.60
22:C:1037:CLA:HBB1	22:C:1037:CLA:CHC	2.14	0.60
6:F:40:MET:HB3	6:F:43:ILE:HD11	1.82	0.60
20:Z:49:ALA:O	20:Z:53:VAL:HG23	2.01	0.60
1:A:63:ILE:HG12	1:A:64:ARG:N	2.15	0.60
1:A:136:ARG:HH12	8:I:27:ASP:HB3	1.67	0.60
1:A:201:GLY:O	1:A:205:VAL:HG12	2.01	0.60
22:A:1007:CLA:CAD	22:A:1007:CLA:CED	2.80	0.60
23:A:1038:PHO:C9	22:D:1005:CLA:C18	2.80	0.60
2:B:46:ASP:HB3	2:B:58:GLN:OE1	2.01	0.60
2:B:406:LEU:O	2:B:407:ASN:O	2.20	0.60
2:B:454:ALA:C	2:B:456:ALA:H	2.05	0.60
22:B:1018:CLA:OBD	22:B:1018:CLA:C14	2.49	0.60
3:C:276:LEU:HD23	3:C:276:LEU:O	2.02	0.60
24:D:1042:PQ9:H292	24:D:1042:PQ9:H243	1.84	0.60
16:V:94:ASN:C	16:V:96:GLU:N	2.52	0.60
20:Z:27:TYR:N	20:Z:27:TYR:HD2	1.99	0.60
1:A:196:PRO:CA	1:A:199:GLN:HG3	2.31	0.60
1:A:213:ALA:HB3	23:D:1039:PHO:HBC1	1.84	0.60
22:B:1020:CLA:H8	22:B:1020:CLA:H41	1.84	0.60

Continued on next page...

Continued from previous page...

Atom-1	Atom-2	Interatomic distance (Å)	Clash overlap (Å)
22:C:1029:CLA:HHC	22:C:1029:CLA:CBB	2.32	0.60
4:D:90:LEU:CD1	4:D:96:GLU:HG3	2.31	0.60
4:D:219:GLU:OE1	4:D:219:GLU:HA	2.01	0.60
1:A:244:GLU:HG2	4:D:264:LYS:NZ	2.17	0.59
1:A:334:ARG:HB2	1:A:335:ASN:OD1	2.02	0.59
22:A:1006:CLA:HAB	23:D:1039:PHO:C14	2.32	0.59
2:B:188:ASP:OD1	2:B:191:ASN:HB2	2.02	0.59
22:B:1009:CLA:CGA	22:B:1009:CLA:NA	2.64	0.59
3:C:52:ALA:CB	22:C:1035:CLA:HMB3	2.31	0.59
3:C:89:ILE:HA	3:C:92:ILE:HD13	1.83	0.59
22:C:1026:CLA:C2B	22:C:1028:CLA:HBB2	2.32	0.59
29:C:1055:DGD:HB21	29:C:1055:DGD:C2A	2.30	0.59
4:D:304:ARG:NH1	4:D:311:PHE:CD2	2.70	0.59
7:H:30:LEU:O	7:H:33:VAL:HG22	2.02	0.59
25:K:1051:BCR:C35	18:Y:32:GLY:HA3	2.21	0.59
14:T:11:ALA:HB3	25:T:6046:BCR:H362	1.82	0.59
1:A:141:PRO:C	1:A:143:ILE:H	2.05	0.59
2:B:264:PRO:HG3	2:B:267:LEU:HB2	1.83	0.59
2:B:392:PHE:HA	2:B:397:VAL:CG2	2.32	0.59
22:B:1018:CLA:H8	22:B:1023:CLA:CBA	2.32	0.59
3:C:72:LEU:HD13	3:C:112:PHE:HB2	1.84	0.59
3:C:118:HIS:O	3:C:121:SER:HB3	2.02	0.59
22:C:1030:CLA:HBB1	22:C:1030:CLA:CHC	2.14	0.59
22:C:1035:CLA:C2B	25:C:1052:BCR:C27	2.77	0.59
4:D:199:MET:HA	4:D:202:ALA:HB3	1.83	0.59
22:D:1008:CLA:HMC1	22:D:1008:CLA:HBC3	1.82	0.59
9:J:10:LEU:HD22	9:J:11:TRP:H	1.67	0.59
22:K:1034:CLA:C4	22:K:1034:CLA:CBA	2.81	0.59
13:O:70:CYS:HB2	13:O:105:ASP:HB2	1.84	0.59
13:O:83:LYS:HD2	13:O:85:LYS:HE3	1.83	0.59
15:U:35:PHE:HD1	15:U:46:ALA:CB	2.15	0.59
16:V:109:ASP:HB3	16:V:111:GLU:H	1.67	0.59
1:A:320:ILE:HG21	4:D:180:ARG:HG3	1.84	0.59
2:B:26:HIS:HB2	22:B:1020:CLA:HMB2	1.84	0.59
2:B:465:GLY:N	22:B:1019:CLA:HAC1	2.17	0.59
22:B:1021:CLA:HBC3	25:B:1047:BCR:H343	1.83	0.59
28:B:1060:MGE:H6D1	4:D:269:PHE:CE2	2.36	0.59
3:C:403:SER:O	3:C:406:SER:N	2.34	0.59
4:D:122:LEU:H	4:D:122:LEU:HD22	1.66	0.59
4:D:156:VAL:O	4:D:156:VAL:HG12	2.02	0.59
4:D:173:PHE:CD1	23:D:1039:PHO:H13	2.36	0.59

Continued on next page...

Continued from previous page...

Atom-1	Atom-2	Interatomic distance (Å)	Clash overlap (Å)
22:A:1006:CLA:H91	22:D:1004:CLA:H171	1.84	0.59
2:B:222:PRO:HB2	2:B:225:LEU:HD12	1.84	0.59
22:B:1009:CLA:C3D	22:B:1010:CLA:HBB2	2.26	0.59
3:C:97:TRP:O	3:C:99:VAL:HG23	2.02	0.59
3:C:140:LEU:HD21	3:C:146:PHE:CE1	2.29	0.59
3:C:269:GLU:OE1	3:C:447:ARG:HD2	2.02	0.59
22:C:1030:CLA:CED	22:C:1030:CLA:CHA	2.81	0.59
4:D:39:PRO:HB2	22:D:1008:CLA:CBB	2.32	0.59
25:D:1050:BCR:C21	28:D:1059:MGE:H3A1	2.32	0.59
13:O:144:LEU:HD13	13:O:259:VAL:HG11	1.84	0.59
16:V:62:ALA:O	16:V:63:CYS:CB	2.48	0.59
20:Z:32:ASP:HB3	20:Z:35:ARG:HG2	1.84	0.59
1:A:120:LEU:O	1:A:120:LEU:HD13	2.02	0.59
1:A:196:PRO:HB2	29:C:1057:DGD:C8A	2.26	0.59
1:A:338:ASN:O	1:A:339:PHE:CD1	2.56	0.59
2:B:450:TRP:CH2	22:B:1015:CLA:H2	2.37	0.59
22:B:1023:CLA:H112	22:B:1024:CLA:H8	1.84	0.59
3:C:261:ARG:HA	3:C:266:TRP:HZ2	1.67	0.59
22:C:1026:CLA:CGA	22:C:1026:CLA:H42	2.31	0.59
22:C:1029:CLA:H51	22:C:1029:CLA:NB	2.15	0.59
4:D:18:LEU:HD11	17:X:37:LEU:HD13	1.83	0.59
4:D:55:VAL:HG21	4:D:110:LEU:CD2	2.33	0.59
7:H:54:ILE:C	7:H:55:LEU:HD22	2.23	0.59
7:H:55:LEU:HB2	7:H:58:VAL:HB	1.84	0.59
18:Y:22:LEU:O	18:Y:25:ILE:HG12	2.02	0.59
1:A:225:ARG:HA	2:B:481:GLY:HA3	1.83	0.59
2:B:18:ARG:HB3	2:B:115:TRP:CZ3	2.37	0.59
2:B:353:GLU:O	2:B:373:LYS:HE3	2.03	0.59
3:C:176:VAL:HG21	3:C:238:ILE:HG12	1.85	0.59
3:C:315:MET:HE2	3:C:315:MET:O	2.02	0.59
4:D:108:GLY:O	4:D:110:LEU:N	2.36	0.59
4:D:299:ILE:HG22	4:D:300:SER:N	2.17	0.59
22:K:1034:CLA:O2A	22:K:1034:CLA:C1A	2.50	0.59
11:L:32:SER:HA	12:M:11:THR:OG1	2.03	0.59
13:O:148:VAL:HG23	13:O:172:PHE:HE2	1.66	0.59
25:T:6046:BCR:H323	25:T:6046:BCR:C4	2.33	0.59
1:A:126:TYR:C	1:A:126:TYR:CD2	2.76	0.59
1:A:325:ASN:ND2	1:A:328:MET:HE3	2.17	0.59
1:A:337:HIS:O	4:D:350:ASN:O	2.20	0.59
2:B:137:LYS:O	2:B:138:MET:C	2.41	0.59
2:B:173:GLY:HA3	2:B:174:LEU:C	2.23	0.59

Continued on next page...

Continued from previous page...

Atom-1	Atom-2	Interatomic distance (Å)	Clash overlap (Å)
2:B:320:ALA:HB1	4:D:292:ASN:HD22	1.67	0.59
22:B:1009:CLA:HBA1	22:B:1009:CLA:O1D	1.99	0.59
22:B:1012:CLA:HMD2	22:B:1020:CLA:C20	2.33	0.59
22:B:1022:CLA:C1	22:B:1022:CLA:CHA	2.80	0.59
3:C:155:ASN:O	3:C:158:THR:HG22	2.02	0.59
3:C:348:GLU:OE1	3:C:373:ASN:HB3	2.02	0.59
3:C:353:GLY:HA3	3:C:355:THR:HG23	1.84	0.59
4:D:29:PHE:CE2	4:D:31:GLY:N	2.71	0.59
4:D:35:ILE:O	4:D:39:PRO:HG3	2.01	0.59
6:F:41:GLN:HA	6:F:41:GLN:OE1	2.03	0.59
13:O:227:VAL:HG11	13:O:230:VAL:HG22	1.85	0.59
16:V:28:GLU:HA	16:V:28:GLU:OE2	2.02	0.59
20:Z:27:TYR:N	20:Z:27:TYR:CD2	2.70	0.59
1:A:81:ALA:CB	1:A:175:GLY:HA3	2.33	0.59
2:B:6:TYR:OH	28:L:1061:MGE:H2D	2.01	0.59
2:B:18:ARG:NH2	2:B:115:TRP:NE1	2.51	0.59
22:B:1018:CLA:HBC3	22:B:1018:CLA:HHD	1.85	0.59
29:B:1058:DGD:O2D	4:D:87:HIS:HB2	2.02	0.59
3:C:65:GLY:HA3	3:C:119:LEU:HB2	1.85	0.59
22:C:1025:CLA:H171	22:C:1031:CLA:H102	1.83	0.59
25:C:1052:BCR:HC8	25:C:1052:BCR:C33	2.31	0.59
4:D:160:TYR:HB3	4:D:161:PRO:HD3	1.83	0.59
8:I:31:ASN:HB2	8:I:32:PRO:CD	2.31	0.59
16:V:58:LEU:O	16:V:61:TYR:N	2.36	0.59
18:Y:43:ARG:CD	18:Y:44:GLY:N	2.63	0.59
22:A:1003:CLA:HAB	22:D:1004:CLA:NB	2.18	0.59
24:A:1043:PQ9:H452	28:D:1059:MGE:C9A	2.33	0.59
22:B:1011:CLA:C2	22:B:1013:CLA:H92	2.21	0.59
22:B:1011:CLA:C4D	22:B:1013:CLA:C2	2.80	0.59
3:C:43:ILE:HG23	3:C:43:ILE:O	2.03	0.59
22:C:1028:CLA:H61	29:C:1057:DGD:HA42	1.84	0.59
22:C:1035:CLA:H91	25:C:1052:BCR:H402	1.81	0.59
23:D:1039:PHO:HMA1	22:D:1004:CLA:H102	1.84	0.59
6:F:15:ILE:HG13	6:F:16:PHE:CD1	2.30	0.59
10:K:28:ILE:HG13	25:K:1051:BCR:C31	2.33	0.59
13:O:72:GLN:HA	13:O:103:SER:OG	2.02	0.59
14:T:4:ILE:CD1	14:T:5:THR:N	2.61	0.59
20:Z:27:TYR:HD2	20:Z:27:TYR:H	1.49	0.59
1:A:133:LEU:O	1:A:137:LEU:HB2	2.03	0.59
1:A:243:GLU:HB3	4:D:240:ALA:HB1	1.85	0.59
2:B:97:ALA:C	2:B:99:ALA:N	2.54	0.59

Continued on next page...

Continued from previous page...

Atom-1	Atom-2	Interatomic distance (Å)	Clash overlap (Å)
2:B:127:ARG:CD	2:B:128:THR:HG23	2.32	0.59
22:B:1015:CLA:H91	22:B:1015:CLA:C12	2.33	0.59
22:B:1021:CLA:CMD	22:B:1022:CLA:HBB2	2.32	0.59
3:C:266:TRP:HE3	3:C:271:TYR:OH	1.85	0.59
3:C:430:HIS:HD1	3:C:430:HIS:H	1.51	0.59
22:C:1027:CLA:O2A	22:C:1027:CLA:H3A	2.03	0.59
25:C:1052:BCR:H341	25:K:1051:BCR:HC21	1.84	0.59
4:D:72:ASN:O	4:D:76:VAL:HG22	2.03	0.59
4:D:198:MET:HA	22:D:1005:CLA:OBD	2.03	0.59
7:H:30:LEU:C	7:H:33:VAL:HG22	2.24	0.59
7:H:63:LYS:O	7:H:64:ALA:HB2	2.03	0.59
16:V:105:PRO:HG3	16:V:115:ALA:HA	1.83	0.59
16:V:149:PRO:HB3	16:V:156:TRP:HD1	1.67	0.59
1:A:119:PHE:CD2	1:A:119:PHE:C	2.76	0.58
1:A:151:LEU:HD21	29:C:1055:DGD:HBS2	1.83	0.58
1:A:190:HIS:HE1	1:A:296:ASN:HD22	1.50	0.58
22:B:1021:CLA:HED3	22:B:1021:CLA:CGA	2.32	0.58
3:C:60:ILE:HG13	22:C:1027:CLA:HMD1	1.84	0.58
3:C:131:TYR:O	3:C:133:ALA:N	2.36	0.58
3:C:225:VAL:HG23	3:C:226:SER:N	2.19	0.58
3:C:371:GLY:O	13:O:33:TYR:HB2	2.03	0.58
3:C:458:GLY:HA3	4:D:224:GLN:HB2	1.84	0.58
3:C:458:GLY:CA	4:D:224:GLN:HB2	2.33	0.58
22:C:1025:CLA:C1	22:C:1025:CLA:C3A	2.81	0.58
22:C:1029:CLA:H51	22:C:1029:CLA:CHC	2.18	0.58
4:D:251:ARG:HH22	4:D:255:GLN:HE22	1.49	0.58
13:O:105:ASP:OD1	13:O:106:GLN:N	2.36	0.58
13:O:196:SER:O	13:O:198:ILE:HG22	2.03	0.58
1:A:142:TRP:HB3	3:C:443:TRP:CZ3	2.38	0.58
1:A:142:TRP:HZ2	4:D:219:GLU:HG3	1.67	0.58
1:A:149:ALA:HB1	1:A:283:VAL:HG12	1.85	0.58
2:B:59:GLY:CA	2:B:329:PRO:HB3	2.29	0.58
2:B:65:PHE:HE2	22:B:1012:CLA:CMA	1.97	0.58
2:B:113:TRP:O	2:B:115:TRP:N	2.36	0.58
22:C:1027:CLA:C5	22:C:1027:CLA:HMB2	2.33	0.58
22:H:1017:CLA:O1A	22:H:1017:CLA:H3A	2.02	0.58
8:I:21:PHE:CD1	8:I:24:LEU:HD12	2.37	0.58
14:T:18:PHE:HD1	25:T:6046:BCR:C33	2.16	0.58
2:B:3:LEU:HD22	11:L:8:GLN:HB2	1.84	0.58
22:B:1016:CLA:C2	22:H:1017:CLA:H91	2.31	0.58
22:B:1018:CLA:H102	22:B:1023:CLA:HBA2	1.85	0.58

Continued on next page...

Continued from previous page...

Atom-1	Atom-2	Interatomic distance (Å)	Clash overlap (Å)
22:B:1023:CLA:C3C	22:B:1024:CLA:HBC1	2.33	0.58
3:C:171:GLY:O	3:C:174:LEU:N	2.36	0.58
13:O:77:LEU:CD2	13:O:93:PRO:HA	2.33	0.58
13:O:144:LEU:CD1	13:O:259:VAL:HG11	2.34	0.58
18:Y:43:ARG:O	18:Y:44:GLY:O	2.21	0.58
1:A:30:VAL:O	1:A:30:VAL:HG22	2.02	0.58
1:A:275:LEU:HB2	4:D:215:GLY:HA3	1.85	0.58
22:A:1003:CLA:HMC2	22:D:1004:CLA:CMC	2.33	0.58
2:B:92:SER:O	2:B:95:GLY:N	2.36	0.58
3:C:87:ILE:HG22	3:C:426:LEU:HD11	1.83	0.58
3:C:322:GLN:NE2	3:C:381:LYS:HA	2.18	0.58
29:C:1057:DGD:HBG3	29:C:1057:DGD:CEB	2.21	0.58
4:D:87:HIS:HA	4:D:167:TRP:CD1	2.38	0.58
4:D:152:VAL:HG21	4:D:279:LEU:HD22	1.86	0.58
1:A:183:MET:HB3	22:A:1003:CLA:CBC	2.27	0.58
2:B:55:MET:HE3	2:B:80:ILE:CG2	2.30	0.58
2:B:111:ALA:C	2:B:113:TRP:H	2.07	0.58
2:B:150:CYS:HB2	22:B:1011:CLA:HMC3	1.85	0.58
2:B:191:ASN:HD22	7:H:60:VAL:HG12	1.67	0.58
2:B:311:PHE:CE2	2:B:317:ASN:ND2	2.64	0.58
2:B:442:ILE:HD11	13:O:200:LEU:CD2	2.33	0.58
3:C:128:GLY:HA3	22:C:1037:CLA:CAC	2.33	0.58
3:C:289:PHE:O	3:C:289:PHE:HD2	1.87	0.58
22:C:1036:CLA:HED2	22:C:1037:CLA:HBB2	1.84	0.58
4:D:33:SER:O	4:D:35:ILE:N	2.36	0.58
4:D:53:THR:HA	4:D:67:TYR:HD2	1.69	0.58
4:D:110:LEU:O	4:D:113:PHE:HB3	2.04	0.58
10:K:24:VAL:O	10:K:27:VAL:HG23	2.03	0.58
13:O:79:LYS:HE2	13:O:89:ALA:CB	2.33	0.58
13:O:172:PHE:HB2	13:O:221:GLY:CA	2.33	0.58
18:Y:39:LEU:HD21	20:Z:28:ALA:HB3	1.86	0.58
1:A:213:ALA:HB2	4:D:275:PRO:HG2	1.85	0.58
3:C:121:SER:O	3:C:125:LEU:HD12	2.04	0.58
3:C:193:GLY:O	3:C:194:GLY:C	2.40	0.58
23:D:1039:PHO:HBA2	23:D:1039:PHO:HMA3	0.68	0.58
22:D:1004:CLA:C14	22:D:1004:CLA:H102	2.34	0.58
5:E:22:ILE:HG23	19:N:18:UNK:HA	1.86	0.58
5:E:57:ALA:HB3	5:E:60:GLN:CG	2.33	0.58
7:H:28:THR:HB	7:H:29:PRO:HD3	1.85	0.58
1:A:121:LEU:O	1:A:123:ALA:N	2.36	0.58
22:B:1010:CLA:C2D	22:B:1011:CLA:HMB1	2.34	0.58

Continued on next page...

Continued from previous page...

Atom-1	Atom-2	Interatomic distance (Å)	Clash overlap (Å)
3:C:42:LEU:HD12	3:C:48:LYS:HG2	1.85	0.58
3:C:143:TYR:CD1	3:C:143:TYR:O	2.57	0.58
22:C:1025:CLA:C4	22:C:1025:CLA:C1B	2.77	0.58
22:C:1025:CLA:H143	25:C:1054:BCR:C35	2.33	0.58
25:C:1054:BCR:C8	25:C:1054:BCR:C31	2.80	0.58
4:D:189:HIS:HA	4:D:294:ARG:HD2	1.85	0.58
4:D:330:ALA:N	4:D:331:PRO:HD2	2.19	0.58
13:O:155:THR:HG22	13:O:167:ASP:O	2.03	0.58
25:T:6048:BCR:C8	25:T:6048:BCR:C33	2.81	0.58
16:V:62:ALA:O	31:V:1041:HEM:HBB1	2.04	0.58
22:B:1022:CLA:O2A	22:B:1022:CLA:CHA	2.52	0.58
3:C:33:PHE:N	3:C:33:PHE:CD1	2.71	0.58
22:D:1004:CLA:H201	28:D:1059:MGE:C8A	2.32	0.58
5:E:28:PRO:O	5:E:32:ILE:HB	2.04	0.58
5:E:47:PHE:C	5:E:49:THR:H	2.07	0.58
20:Z:36:SER:HA	20:Z:39:LEU:HG	1.85	0.58
1:A:289:GLY:O	1:A:293:MET:HE2	2.03	0.58
1:A:309:ALA:CB	16:V:28:GLU:HB2	2.34	0.58
23:A:1038:PHO:CHD	23:A:1038:PHO:CBC	2.81	0.58
2:B:153:PHE:CD1	2:B:157:HIS:HB3	2.39	0.58
2:B:193:TYR:O	2:B:261:ALA:HB2	2.03	0.58
3:C:33:PHE:CE2	3:C:40:ALA:HB1	2.39	0.58
3:C:239:TRP:O	3:C:243:ILE:HG13	2.04	0.58
22:C:1036:CLA:HHC	22:C:1036:CLA:CBB	2.29	0.58
4:D:18:LEU:HD23	4:D:32:TRP:HH2	1.68	0.58
4:D:72:ASN:H	4:D:75:THR:HB	1.68	0.58
4:D:106:GLN:C	4:D:108:GLY:H	2.07	0.58
6:F:20:TRP:NE1	6:F:24:HIS:CE1	2.72	0.58
13:O:120:THR:HG23	13:O:154:SER:OG	2.03	0.58
15:U:68:THR:HG22	15:U:71:GLN:HB2	1.85	0.58
1:A:202:VAL:HG11	22:A:1006:CLA:CAD	2.33	0.58
1:A:325:ASN:HD22	1:A:328:MET:CE	2.14	0.58
23:A:1038:PHO:HED2	4:D:213:ILE:HD13	1.86	0.58
3:C:143:TYR:O	3:C:143:TYR:HD1	1.86	0.58
3:C:223:TRP:CD1	3:C:224:ILE:CD1	2.87	0.58
3:C:287:THR:OG1	3:C:430:HIS:HB2	2.04	0.58
22:C:1027:CLA:H121	22:C:1027:CLA:H18	1.84	0.58
4:D:145:ALA:HB2	4:D:272:LEU:HD11	1.85	0.58
4:D:222:LEU:HD21	4:D:243:THR:OG1	2.04	0.58
10:K:28:ILE:O	10:K:31:LEU:HB2	2.04	0.58
10:K:28:ILE:HA	10:K:31:LEU:HD12	1.86	0.58

Continued on next page...

Continued from previous page...

Atom-1	Atom-2	Interatomic distance (Å)	Clash overlap (Å)
13:O:172:PHE:HB2	13:O:221:GLY:HA3	1.85	0.58
13:O:194:TYR:O	13:O:195:ASP:HB3	2.03	0.58
15:U:52:ASN:O	15:U:53:ALA:O	2.22	0.58
15:U:75:LEU:HD12	15:U:75:LEU:H	1.69	0.58
16:V:81:ARG:HG3	16:V:157:GLY:CA	2.33	0.58
1:A:94:TYR:OH	1:A:104:GLU:HG2	2.04	0.57
1:A:197:PHE:CE1	1:A:285:PHE:HD2	2.18	0.57
2:B:179:GLN:HB3	2:B:180:PRO:HD2	1.86	0.57
2:B:284:ILE:CG2	2:B:305:ILE:HD13	2.34	0.57
22:B:1012:CLA:CMD	22:B:1020:CLA:C20	2.78	0.57
22:C:1028:CLA:C2	29:C:1056:DGD:O1A	2.46	0.57
22:D:1004:CLA:HAA2	22:D:1004:CLA:HBD	1.86	0.57
9:J:7:ARG:HG2	9:J:7:ARG:HH11	1.69	0.57
1:A:45:THR:HG23	1:A:46:ILE:H	1.68	0.57
1:A:78:ILE:HA	1:A:176:ILE:HD12	1.86	0.57
1:A:259:ILE:HG23	4:D:128:ARG:NH1	2.18	0.57
2:B:2:GLY:C	11:L:11:GLU:HB2	2.25	0.57
2:B:25:MET:C	2:B:27:THR:H	2.06	0.57
22:B:1016:CLA:H193	22:H:1017:CLA:C19	2.15	0.57
3:C:167:VAL:HG12	3:C:168:LEU:N	2.17	0.57
3:C:369:LEU:HD11	3:C:384:ILE:HG13	1.86	0.57
22:C:1029:CLA:C1C	22:C:1029:CLA:C3	2.82	0.57
23:D:1039:PHO:HMC3	22:D:1004:CLA:O1A	2.04	0.57
8:I:13:THR:O	8:I:14:PHE:C	2.43	0.57
15:U:58:VAL:O	15:U:61:VAL:HG23	2.03	0.57
17:X:43:ILE:O	17:X:43:ILE:CG2	2.52	0.57
1:A:256:GLY:O	1:A:261:GLN:N	2.36	0.57
1:A:279:ARG:HG2	4:D:212:ALA:HB2	1.86	0.57
2:B:226:TYR:HA	2:B:231:MET:SD	2.45	0.57
2:B:229:LEU:O	2:B:231:MET:N	2.37	0.57
22:B:1009:CLA:O1A	22:B:1009:CLA:C4D	2.53	0.57
22:C:1031:CLA:CAD	22:C:1033:CLA:H161	2.34	0.57
4:D:266:TRP:CD1	28:D:1062:MGE:H2D	2.39	0.57
12:M:19:SER:O	12:M:23:ILE:HG12	2.04	0.57
15:U:61:VAL:CG1	15:U:75:LEU:HD23	2.32	0.57
15:U:69:GLU:HA	15:U:72:LYS:HE3	1.86	0.57
16:V:38:LEU:CA	16:V:95:ILE:HG22	2.28	0.57
25:Z:1053:BCR:C38	25:Z:1053:BCR:C23	2.59	0.57
1:A:32:TRP:O	1:A:35:VAL:HG12	2.04	0.57
1:A:114:LEU:HD22	22:A:1007:CLA:HED3	1.86	0.57
1:A:192:ILE:CD1	1:A:198:HIS:HB2	2.34	0.57

Continued on next page...

Continued from previous page...

Atom-1	Atom-2	Interatomic distance (Å)	Clash overlap (Å)
2:B:24:LEU:HD21	2:B:110:ALA:C	2.25	0.57
2:B:52:LEU:HD11	2:B:339:ALA:HA	1.85	0.57
22:B:1010:CLA:HBD	22:B:1010:CLA:H11	1.81	0.57
22:B:1012:CLA:HAA1	22:B:1012:CLA:HBD	1.86	0.57
4:D:89:LEU:HB2	4:D:91:LEU:CD1	2.35	0.57
4:D:193:LEU:O	4:D:193:LEU:HD23	2.04	0.57
31:F:1040:HEM:HMB2	31:F:1040:HEM:CBB	2.32	0.57
16:V:109:ASP:HB3	16:V:111:GLU:HB2	1.85	0.57
1:A:184:ILE:CG1	4:D:186:GLN:NE2	2.66	0.57
2:B:9:HIS:CG	22:B:1020:CLA:HBB2	2.40	0.57
2:B:20:ILE:O	2:B:24:LEU:HB2	2.05	0.57
3:C:278:ALA:O	3:C:282:MET:HB2	2.03	0.57
3:C:465:PRO:HG2	8:I:32:PRO:HB3	1.87	0.57
22:C:1029:CLA:CHA	22:C:1029:CLA:CGA	2.83	0.57
22:C:1032:CLA:H2	22:K:1034:CLA:CMB	2.35	0.57
4:D:110:LEU:H	4:D:110:LEU:HD12	1.70	0.57
4:D:126:MET:HE2	4:D:146:PHE:HB3	1.86	0.57
15:U:59:GLU:C	15:U:61:VAL:N	2.58	0.57
22:B:1012:CLA:HMB3	22:B:1015:CLA:HBB1	1.85	0.57
22:B:1023:CLA:CED	22:B:1024:CLA:HBB2	2.32	0.57
5:E:20:TRP:HZ2	9:J:13:VAL:CG2	2.14	0.57
16:V:38:LEU:CB	16:V:45:ILE:HD11	2.33	0.57
1:A:288:LEU:HD22	3:C:432:VAL:HG23	1.87	0.57
2:B:144:PHE:O	2:B:148:LEU:HB2	2.04	0.57
2:B:402:TYR:N	2:B:402:TYR:CD1	2.73	0.57
25:B:1047:BCR:H403	25:B:1047:BCR:C22	2.34	0.57
3:C:160:ILE:HG21	22:C:1033:CLA:H202	1.85	0.57
3:C:299:SER:O	3:C:302:TYR:O	2.23	0.57
3:C:438:LEU:HD13	3:C:438:LEU:C	2.24	0.57
22:C:1026:CLA:C1B	22:C:1028:CLA:HBB2	2.35	0.57
23:D:1039:PHO:O2A	23:D:1039:PHO:C4	2.53	0.57
18:Y:39:LEU:CD2	20:Z:28:ALA:CB	2.83	0.57
1:A:259:ILE:HG23	4:D:128:ARG:HH12	1.70	0.57
3:C:146:PHE:CZ	22:C:1037:CLA:HMA1	2.40	0.57
3:C:327:ASN:HD21	3:C:330:SER:C	2.08	0.57
3:C:377:LEU:C	3:C:377:LEU:HD13	2.24	0.57
4:D:188:PHE:HE2	4:D:326:ARG:HA	1.70	0.57
9:J:10:LEU:O	9:J:13:VAL:HG12	2.05	0.57
11:L:29:LEU:HB2	14:T:9:ILE:CG2	2.29	0.57
16:V:38:LEU:HD12	16:V:95:ILE:CG2	2.35	0.57
16:V:117:VAL:O	16:V:117:VAL:HG12	2.05	0.57

Continued on next page...

Continued from previous page...

Atom-1	Atom-2	Interatomic distance (Å)	Clash overlap (Å)
2:B:170:ASP:CB	2:B:171:PRO:HD2	2.32	0.57
2:B:208:VAL:HG21	22:B:1010:CLA:HMC1	1.86	0.57
29:C:1056:DGD:HBF1	29:C:1056:DGD:CAB	2.30	0.57
4:D:17:ILE:HD12	17:X:41:SER:OG	2.04	0.57
4:D:66:SER:HB3	4:D:69:GLU:HG3	1.87	0.57
8:I:24:LEU:O	8:I:26:GLY:N	2.37	0.57
15:U:43:PRO:HG3	16:V:108:TYR:C	2.25	0.57
1:A:59:ASP:O	1:A:60:ILE:C	2.43	0.57
1:A:279:ARG:CB	4:D:212:ALA:HB2	2.31	0.57
1:A:320:ILE:O	1:A:321:ILE:C	2.43	0.57
2:B:3:LEU:HD22	11:L:8:GLN:CB	2.34	0.57
3:C:75:PHE:CZ	3:C:105:VAL:HG11	2.37	0.57
3:C:307:PRO:HB3	3:C:358:PHE:HB3	1.87	0.57
22:C:1032:CLA:HAB	22:K:1034:CLA:HMC1	1.76	0.57
1:A:63:ILE:HD13	1:A:63:ILE:H	1.69	0.56
1:A:104:GLU:OE1	13:O:99:ARG:HD2	2.04	0.56
2:B:251:VAL:HG13	22:B:1010:CLA:H2	1.86	0.56
2:B:258:TYR:CE2	29:B:1058:DGD:HG32	2.40	0.56
2:B:390:TYR:N	2:B:390:TYR:CD1	2.73	0.56
3:C:155:ASN:HA	3:C:158:THR:CG2	2.29	0.56
24:D:1042:PQ9:H241	24:D:1042:PQ9:C28	2.35	0.56
6:F:45:ARG:HE	6:F:45:ARG:CA	1.97	0.56
13:O:172:PHE:CZ	13:O:223:ILE:HG23	2.40	0.56
15:U:78:ASN:HB3	15:U:82:PHE:CE2	2.40	0.56
16:V:38:LEU:HB2	16:V:45:ILE:CG1	2.34	0.56
1:A:29:TYR:CG	1:A:133:LEU:HD13	2.40	0.56
1:A:200:LEU:HD23	29:C:1057:DGD:HBW2	1.86	0.56
2:B:327:THR:HG23	11:L:37:ASN:HD22	1.69	0.56
22:B:1019:CLA:H91	28:B:1060:MGE:H112	1.86	0.56
22:B:1023:CLA:ND	22:B:1024:CLA:CMC	2.69	0.56
3:C:40:ALA:O	3:C:43:ILE:HG22	2.05	0.56
22:C:1035:CLA:HBB2	22:K:1034:CLA:HMA2	1.86	0.56
4:D:326:ARG:HH11	4:D:326:ARG:HG3	1.70	0.56
11:L:4:ASN:HD21	11:L:6:ASN:HD22	1.53	0.56
18:Y:45:ASN:C	18:Y:45:ASN:ND2	2.59	0.56
20:Z:10:ALA:O	20:Z:14:ILE:HG13	2.05	0.56
20:Z:44:SER:O	20:Z:48:ILE:HD13	2.05	0.56
1:A:119:PHE:CE2	1:A:123:ALA:HB2	2.40	0.56
1:A:123:ALA:O	1:A:126:TYR:HB3	2.06	0.56
2:B:30:VAL:HG13	22:B:1013:CLA:HMD3	1.86	0.56
2:B:389:LYS:HB3	2:B:390:TYR:CD1	2.40	0.56

Continued on next page...

Continued from previous page...

Atom-1	Atom-2	Interatomic distance (Å)	Clash overlap (Å)
22:B:1016:CLA:O1D	22:B:1016:CLA:H2A	2.06	0.56
3:C:33:PHE:N	3:C:33:PHE:HD1	2.04	0.56
3:C:135:ARG:HB2	20:Z:27:TYR:CD1	2.41	0.56
3:C:156:LYS:O	3:C:160:ILE:HD13	2.06	0.56
22:C:1029:CLA:CHC	22:C:1029:CLA:HBB1	2.35	0.56
22:C:1031:CLA:HAA2	22:C:1031:CLA:HBD	1.88	0.56
4:D:185:PHE:CE1	4:D:289:LEU:HD13	2.40	0.56
4:D:186:GLN:N	22:D:1004:CLA:HBC1	2.21	0.56
4:D:251:ARG:HB3	4:D:251:ARG:NH1	2.20	0.56
5:E:27:ILE:CB	5:E:28:PRO:HD3	2.35	0.56
6:F:37:ILE:HA	6:F:40:MET:CE	2.36	0.56
7:H:30:LEU:HD12	7:H:33:VAL:CG2	2.35	0.56
7:H:50:ASN:ND2	7:H:50:ASN:O	2.39	0.56
25:H:1049:BCR:H401	17:X:20:PHE:CZ	2.41	0.56
8:I:10:ILE:H	8:I:10:ILE:HD13	1.70	0.56
22:K:1034:CLA:O1D	22:K:1034:CLA:CAA	2.30	0.56
13:O:39:THR:OG1	13:O:41:LEU:HB2	2.05	0.56
13:O:73:PRO:HA	13:O:263:GLY:HA3	1.87	0.56
13:O:82:PRO:HG2	13:O:89:ALA:HB2	1.86	0.56
1:A:94:TYR:HE2	13:O:99:ARG:NE	2.04	0.56
1:A:171:GLY:O	1:A:172:MET:C	2.44	0.56
2:B:5:TRP:CE2	28:L:1061:MGE:H2A2	2.40	0.56
2:B:190:PHE:CE1	22:B:1009:CLA:HMA3	2.40	0.56
3:C:266:TRP:CD1	3:C:266:TRP:N	2.73	0.56
3:C:437:PHE:HA	22:C:1032:CLA:HMC3	1.85	0.56
22:C:1026:CLA:HAA1	22:C:1026:CLA:HBD	1.87	0.56
22:C:1031:CLA:HMD1	22:C:1033:CLA:H161	1.87	0.56
22:C:1035:CLA:HMC3	22:K:1034:CLA:HMB2	1.86	0.56
4:D:29:PHE:HE2	4:D:31:GLY:HA3	1.69	0.56
4:D:261:PHE:CE1	4:D:267:LEU:HG	2.41	0.56
22:D:1004:CLA:HHC	22:D:1004:CLA:CBB	2.21	0.56
10:K:20:PRO:HB3	18:Y:21:GLN:HA	1.87	0.56
13:O:69:LEU:HG	13:O:107:ILE:HD12	1.87	0.56
13:O:231:ASP:OD1	13:O:234:THR:HG23	2.06	0.56
16:V:45:ILE:H	16:V:45:ILE:CD1	2.06	0.56
20:Z:5:PHE:CD1	20:Z:57:LEU:HB3	2.41	0.56
1:A:140:ARG:HH21	26:A:1063:LHG:C3	2.19	0.56
2:B:96:VAL:O	2:B:99:ALA:HB3	2.04	0.56
2:B:317:ASN:HA	2:B:330:MET:CE	2.36	0.56
22:B:1011:CLA:H202	7:H:38:PHE:CE2	2.41	0.56
22:B:1016:CLA:HMA1	4:D:130:PHE:CE1	2.40	0.56

Continued on next page...

Continued from previous page...

Atom-1	Atom-2	Interatomic distance (Å)	Clash overlap (Å)
3:C:48:LYS:HD2	22:C:1035:CLA:CED	2.33	0.56
3:C:245:ILE:O	3:C:249:ILE:HD13	2.05	0.56
3:C:350:ILE:HG21	3:C:359:TRP:CB	2.28	0.56
3:C:377:LEU:HD13	3:C:377:LEU:O	2.05	0.56
22:C:1029:CLA:H12	25:C:1054:BCR:H323	1.87	0.56
22:D:1005:CLA:C12	22:D:1005:CLA:H92	2.28	0.56
7:H:38:PHE:HB2	25:H:1049:BCR:C10	2.34	0.56
16:V:102:MET:SD	16:V:138:LEU:HD22	2.45	0.56
1:A:142:TRP:HH2	26:A:1063:LHG:HC5	1.71	0.56
1:A:199:GLN:NE2	22:A:1006:CLA:O1D	2.39	0.56
22:B:1021:CLA:H2	22:B:1021:CLA:HMA3	1.87	0.56
3:C:286:ALA:O	3:C:289:PHE:N	2.34	0.56
3:C:334:PRO:CA	13:O:179:THR:OG1	2.53	0.56
22:C:1025:CLA:H3A	22:C:1025:CLA:CGA	2.28	0.56
22:C:1026:CLA:HBB2	22:K:1034:CLA:C1	2.36	0.56
22:C:1031:CLA:OBD	22:C:1033:CLA:C16	2.48	0.56
7:H:43:LEU:HD23	7:H:43:LEU:C	2.26	0.56
10:K:21:LEU:HD21	18:Y:24:MET:HG2	1.86	0.56
15:U:16:LYS:HA	15:U:19:THR:HG23	1.88	0.56
16:V:87:LEU:HB2	16:V:108:TYR:OH	2.06	0.56
18:Y:43:ARG:NH2	18:Y:44:GLY:N	2.53	0.56
1:A:64:ARG:NH2	13:O:98:THR:HG21	2.21	0.56
22:A:1007:CLA:H142	8:I:13:THR:CG2	2.36	0.56
22:B:1011:CLA:CMD	22:B:1014:CLA:CAB	2.83	0.56
29:B:1058:DGD:C6D	29:B:1058:DGD:HE5	2.35	0.56
4:D:55:VAL:HG22	4:D:105:CYS:SG	2.45	0.56
4:D:282:SER:C	22:D:1004:CLA:CED	2.74	0.56
6:F:29:PRO:O	6:F:32:PHE:N	2.39	0.56
13:O:59:ASP:O	13:O:60:SER:CB	2.54	0.56
13:O:69:LEU:HD11	13:O:71:LEU:HD21	1.88	0.56
13:O:70:CYS:SG	13:O:105:ASP:HB3	2.46	0.56
13:O:221:GLY:O	13:O:222:GLN:HB2	2.05	0.56
16:V:39:ASN:C	16:V:41:GLU:H	2.09	0.56
1:A:110:GLY:N	1:A:111:PRO:HD2	2.20	0.56
2:B:74:SER:HB3	2:B:78:TRP:CE2	2.41	0.56
22:B:1023:CLA:HMC1	22:B:1023:CLA:CBC	2.30	0.56
22:B:1023:CLA:H41	25:B:1048:BCR:H343	1.87	0.56
3:C:147:PHE:O	3:C:156:LYS:HD2	2.06	0.56
4:D:58:TRP:CZ3	5:E:55:TYR:HB3	2.41	0.56
15:U:21:TYR:HE2	15:U:30:THR:HG1	1.51	0.56
16:V:134:THR:H	16:V:137:ASP:HB2	1.70	0.56

Continued on next page...

Continued from previous page...

Atom-1	Atom-2	Interatomic distance (Å)	Clash overlap (Å)
16:V:159:GLY:HA2	16:V:163:TYR:CE1	2.41	0.56
18:Y:43:ARG:HD2	18:Y:44:GLY:N	2.19	0.56
1:A:258:LEU:O	1:A:259:ILE:CD1	2.54	0.56
1:A:323:ARG:HG3	4:D:329:MET:HA	1.88	0.56
2:B:380:ASP:OD1	4:D:344:GLU:HG3	2.06	0.56
22:B:1016:CLA:HBD	22:B:1016:CLA:HAA1	1.86	0.56
3:C:248:GLY:O	3:C:252:ILE:HB	2.06	0.56
3:C:271:TYR:CE1	22:C:1031:CLA:CAC	2.83	0.56
3:C:276:LEU:HG	22:C:1032:CLA:HBB1	1.88	0.56
22:C:1033:CLA:C14	22:C:1033:CLA:C17	2.68	0.56
13:O:168:PHE:N	13:O:225:LEU:O	2.37	0.56
16:V:38:LEU:HD12	16:V:95:ILE:HG21	1.87	0.56
1:A:143:ILE:HG23	1:A:144:CYS:N	2.21	0.56
2:B:250:PHE:HB3	29:B:1058:DGD:C8B	2.36	0.56
2:B:446:SER:O	2:B:449:GLY:N	2.38	0.56
3:C:36:TRP:CE3	3:C:37:ALA:HB2	2.41	0.56
1:A:110:GLY:N	1:A:111:PRO:CD	2.69	0.55
1:A:111:PRO:HG2	1:A:112:TYR:H	1.71	0.55
1:A:151:LEU:HD11	1:A:155:PHE:HE2	1.71	0.55
2:B:6:TYR:HA	22:B:1019:CLA:O2A	2.06	0.55
2:B:97:ALA:O	2:B:101:ILE:HG12	2.07	0.55
2:B:107:LEU:O	2:B:111:ALA:HB2	2.06	0.55
2:B:332:LYS:HG2	2:B:439:SER:HA	1.87	0.55
3:C:199:ILE:CG2	3:C:234:VAL:HG11	2.33	0.55
4:D:261:PHE:CE2	4:D:267:LEU:CA	2.89	0.55
4:D:274:VAL:CB	4:D:275:PRO:HD3	2.30	0.55
18:Y:25:ILE:CG1	18:Y:26:ALA:N	2.69	0.55
20:Z:50:LEU:O	20:Z:54:VAL:HG23	2.05	0.55
26:A:1063:LHG:H321	22:K:1034:CLA:H172	1.88	0.55
2:B:103:LEU:HD21	22:B:1013:CLA:CMC	2.35	0.55
29:B:1058:DGD:HA31	7:H:46:LEU:HD21	1.88	0.55
4:D:301:GLN:NE2	4:D:313:THR:HG21	2.20	0.55
4:D:342:PRO:O	4:D:345:VAL:HG23	2.06	0.55
5:E:78:THR:O	5:E:82:GLN:HG2	2.05	0.55
7:H:31:MET:HB2	22:H:1017:CLA:CAD	2.35	0.55
13:O:41:LEU:HD22	13:O:44:LYS:HD2	1.86	0.55
1:A:202:VAL:HA	1:A:205:VAL:CG1	2.36	0.55
22:A:1006:CLA:HAA1	22:A:1006:CLA:HBD	1.88	0.55
2:B:122:LEU:HD23	7:H:8:GLY:HA2	1.86	0.55
2:B:221:PRO:HA	22:H:1017:CLA:HED3	1.88	0.55
2:B:267:LEU:C	2:B:268:PHE:HD1	2.10	0.55

Continued on next page...

Continued from previous page...

Atom-1	Atom-2	Interatomic distance (Å)	Clash overlap (Å)
4:D:33:SER:OG	4:D:128:ARG:CG	2.54	0.55
4:D:273:PHE:O	4:D:274:VAL:C	2.42	0.55
7:H:41:PHE:CE1	7:H:45:ILE:HD11	2.40	0.55
8:I:30:ARG:HH11	8:I:30:ARG:HG3	1.72	0.55
25:K:1051:BCR:H331	18:Y:28:ILE:HB	1.87	0.55
12:M:15:VAL:O	12:M:19:SER:HB2	2.07	0.55
13:O:91:PHE:CE1	13:O:260:LYS:HE3	2.41	0.55
1:A:116:ILE:HD11	1:A:158:PHE:O	2.06	0.55
1:A:214:MET:HE3	23:D:1039:PHO:O1D	2.07	0.55
22:A:1003:CLA:HMC2	22:D:1004:CLA:HMC2	1.87	0.55
2:B:83:GLU:CG	2:B:86:ILE:HD11	2.31	0.55
2:B:278:SER:CB	2:B:281:GLN:HG2	2.26	0.55
22:B:1020:CLA:O2A	22:B:1020:CLA:H42	2.06	0.55
22:B:1021:CLA:HMD2	22:B:1022:CLA:HBB2	1.89	0.55
3:C:107:ASP:O	3:C:110:PRO:HD2	2.06	0.55
3:C:171:GLY:HA2	3:C:174:LEU:CB	2.22	0.55
3:C:291:TRP:HD1	3:C:292:PHE:CE2	2.25	0.55
3:C:425:TRP:O	3:C:428:THR:HG22	2.06	0.55
4:D:53:THR:HG23	4:D:67:TYR:CE2	2.41	0.55
25:D:1050:BCR:C17	28:D:1059:MGE:H102	2.35	0.55
18:Y:43:ARG:CG	18:Y:44:GLY:N	2.66	0.55
1:A:14:TRP:CD1	1:A:14:TRP:C	2.80	0.55
1:A:102:LEU:HD12	1:A:102:LEU:O	2.07	0.55
1:A:254:TYR:HD1	1:A:255:PHE:N	2.05	0.55
1:A:303:ASN:HD22	1:A:303:ASN:N	2.04	0.55
22:B:1016:CLA:HAB	4:D:123:ILE:HG23	1.86	0.55
3:C:279:LEU:O	3:C:280:SER:C	2.44	0.55
3:C:431:PHE:C	3:C:431:PHE:CD2	2.79	0.55
3:C:431:PHE:O	3:C:431:PHE:HD2	1.90	0.55
22:C:1031:CLA:CAD	22:C:1033:CLA:H122	2.32	0.55
22:C:1037:CLA:C1B	25:Z:1053:BCR:H272	2.37	0.55
4:D:188:PHE:HE2	4:D:326:ARG:CG	2.17	0.55
6:F:19:ARG:NH2	6:F:20:TRP:HD1	2.05	0.55
15:U:43:PRO:CB	16:V:109:ASP:HB2	2.35	0.55
1:A:80:GLY:O	1:A:81:ALA:HB2	2.07	0.55
1:A:147:TYR:C	1:A:150:PRO:HD2	2.27	0.55
1:A:192:ILE:HG12	1:A:293:MET:CE	2.36	0.55
22:A:1007:CLA:OBD	22:A:1007:CLA:CED	2.39	0.55
2:B:15:ASP:CG	2:B:15:ASP:O	2.45	0.55
2:B:208:VAL:HG21	22:B:1010:CLA:CMC	2.37	0.55
2:B:464:PHE:HB2	4:D:280:TRP:CH2	2.41	0.55

Continued on next page...

Continued from previous page...

Atom-1	Atom-2	Interatomic distance (Å)	Clash overlap (Å)
22:B:1023:CLA:C13	22:B:1024:CLA:CMA	2.56	0.55
3:C:127:PHE:O	3:C:130:VAL:HG12	2.07	0.55
3:C:287:THR:CG2	3:C:427:ALA:O	2.55	0.55
22:C:1031:CLA:CMA	22:C:1031:CLA:H2	2.36	0.55
4:D:48:TRP:CE3	4:D:49:LEU:HG	2.42	0.55
4:D:58:TRP:CD1	4:D:58:TRP:C	2.79	0.55
4:D:191:TRP:CE3	4:D:289:LEU:HD11	2.41	0.55
4:D:296:TYR:O	4:D:297:ASP:O	2.25	0.55
13:O:167:ASP:HA	13:O:225:LEU:O	2.07	0.55
15:U:42:TYR:CB	15:U:43:PRO:CD	2.84	0.55
16:V:123:SER:HB2	16:V:126:ILE:HD11	1.89	0.55
1:A:77:ILE:HG12	14:T:6:TYR:CD1	2.42	0.55
1:A:258:LEU:HA	4:D:128:ARG:NH2	2.21	0.55
24:A:1043:PQ9:C45	28:D:1059:MGE:C8A	2.80	0.55
26:A:1063:LHG:H292	22:C:1032:CLA:C7	2.37	0.55
2:B:68:ARG:HD3	22:B:1011:CLA:HED1	1.89	0.55
2:B:384:ARG:HD3	15:U:102:LEU:CD2	2.36	0.55
2:B:465:GLY:CA	22:B:1019:CLA:HAC1	2.37	0.55
22:B:1022:CLA:C1	22:B:1022:CLA:C20	2.85	0.55
22:B:1024:CLA:HAA2	22:B:1024:CLA:HBD	1.88	0.55
3:C:127:PHE:O	3:C:127:PHE:HD2	1.88	0.55
3:C:334:PRO:HA	13:O:179:THR:HB	1.88	0.55
3:C:453:ALA:HB3	3:C:455:PHE:CE2	2.42	0.55
4:D:37:LEU:HD13	4:D:125:PHE:CA	2.37	0.55
4:D:74:LEU:CD2	4:D:175:VAL:HG11	2.35	0.55
24:D:1042:PQ9:H241	24:D:1042:PQ9:C27	2.37	0.55
28:D:1059:MGE:H211	28:D:1059:MGE:CGB	2.37	0.55
25:H:1049:BCR:H23C	25:H:1049:BCR:H393	1.71	0.55
9:J:18:GLY:O	9:J:21:VAL:HG12	2.06	0.55
17:X:29:VAL:O	17:X:33:THR:HB	2.07	0.55
2:B:23:HIS:HD2	22:B:1020:CLA:C4A	2.19	0.55
2:B:33:TRP:CH2	2:B:62:VAL:HG21	2.41	0.55
2:B:149:LEU:HD13	22:B:1012:CLA:C20	2.37	0.55
22:B:1010:CLA:H112	22:B:1010:CLA:C17	2.36	0.55
22:B:1020:CLA:C1	22:B:1023:CLA:O1A	2.55	0.55
25:B:1045:BCR:C34	25:B:1047:BCR:H10C	2.36	0.55
3:C:374:GLY:HA2	13:O:33:TYR:HD1	1.72	0.55
3:C:414:ILE:HG22	3:C:415:ASN:O	2.07	0.55
22:C:1025:CLA:H3A	22:C:1025:CLA:H11	1.88	0.55
22:C:1025:CLA:HMB3	25:C:1054:BCR:C26	2.37	0.55
4:D:210:LEU:HD23	4:D:274:VAL:HG21	1.89	0.55

Continued on next page...

Continued from previous page...

Atom-1	Atom-2	Interatomic distance (Å)	Clash overlap (Å)
10:K:40:GLN:HA	10:K:40:GLN:OE1	2.06	0.55
11:L:25:LEU:HB3	14:T:13:ILE:CG1	2.37	0.55
15:U:84:VAL:HG12	15:U:85:THR:N	2.21	0.55
1:A:40:THR:N	22:A:1007:CLA:HBB1	2.21	0.55
1:A:332:HIS:HA	27:D:1064:IOD:I	2.76	0.55
2:B:5:TRP:HE3	22:B:1019:CLA:H42	1.72	0.55
2:B:181:VAL:HB	2:B:199:VAL:HG21	1.88	0.55
25:B:1048:BCR:H392	25:B:1048:BCR:C22	2.35	0.55
3:C:56:HIS:HB2	3:C:59:LEU:HD13	1.89	0.55
13:O:241:PHE:HD2	13:O:265:PHE:HB3	1.72	0.55
1:A:322:ASN:HD21	3:C:412:THR:HA	1.72	0.55
2:B:153:PHE:HB2	22:B:1014:CLA:HMC3	1.88	0.55
2:B:400:SER:CB	2:B:410:THR:HG22	2.38	0.55
22:B:1014:CLA:C4	22:B:1014:CLA:H71	2.34	0.55
22:B:1020:CLA:H111	22:B:1021:CLA:HAB	1.89	0.55
22:B:1022:CLA:H202	22:B:1022:CLA:HMD2	1.89	0.55
3:C:285:ILE:O	3:C:289:PHE:HB2	2.07	0.55
3:C:343:ARG:CG	3:C:348:GLU:O	2.55	0.55
3:C:346:THR:HB	13:O:38:GLY:CA	2.37	0.55
22:C:1032:CLA:CAB	22:K:1034:CLA:CMC	2.53	0.55
22:C:1033:CLA:HMA3	22:K:1034:CLA:HMC2	1.87	0.55
4:D:250:ASN:ND2	14:T:27:PRO:HG3	2.22	0.55
4:D:352:LEU:CD2	4:D:352:LEU:N	2.69	0.55
7:H:17:GLU:HB2	7:H:20:LYS:HD3	1.89	0.55
10:K:24:VAL:HG21	18:Y:25:ILE:CG2	2.26	0.55
10:K:29:PRO:C	22:K:1034:CLA:O1D	2.45	0.55
11:L:15:THR:O	11:L:18:TYR:N	2.40	0.55
1:A:130:GLN:HG2	1:A:144:CYS:HA	1.89	0.54
1:A:193:LEU:HD11	4:D:182:LEU:HD12	1.89	0.54
1:A:197:PHE:CD1	1:A:285:PHE:HB3	2.41	0.54
1:A:331:MET:O	1:A:332:HIS:C	2.44	0.54
23:A:1038:PHO:H93	22:D:1005:CLA:C18	2.28	0.54
2:B:248:ALA:HA	22:B:1011:CLA:H51	1.90	0.54
22:B:1012:CLA:HBC3	22:B:1012:CLA:CHD	2.33	0.54
22:B:1019:CLA:HHC	22:B:1019:CLA:CBB	2.34	0.54
3:C:199:ILE:HD12	3:C:199:ILE:N	2.21	0.54
3:C:257:PHE:N	3:C:257:PHE:CD1	2.73	0.54
3:C:451:ALA:N	3:C:456:GLU:HG2	2.22	0.54
4:D:14:TRP:CD1	4:D:15:PHE:N	2.75	0.54
4:D:43:LEU:HD12	4:D:117:HIS:CE1	2.43	0.54
4:D:214:HIS:HA	4:D:217:THR:HG22	1.88	0.54

Continued on next page...

Continued from previous page...

Atom-1	Atom-2	Interatomic distance (Å)	Clash overlap (Å)
22:D:1008:CLA:HAA1	22:D:1008:CLA:HBD	1.88	0.54
13:O:242:GLU:HA	13:O:261:ILE:O	2.08	0.54
15:U:28:ASN:HD22	15:U:54:PRO:CB	2.18	0.54
16:V:56:LYS:HA	16:V:144:HIS:CE1	2.41	0.54
1:A:93:PHE:O	1:A:95:PRO:CD	2.55	0.54
1:A:172:MET:SD	22:D:1005:CLA:HMC3	2.47	0.54
1:A:272:HIS:CD2	4:D:218:VAL:CG2	2.86	0.54
2:B:220:ARG:HD3	2:B:221:PRO:CD	2.29	0.54
2:B:346:PHE:CE1	2:B:421:ALA:HB2	2.43	0.54
3:C:332:GLN:HE22	13:O:175:PRO:HG3	1.71	0.54
22:C:1031:CLA:H142	25:C:1054:BCR:C36	2.37	0.54
6:F:42:PHE:O	6:F:44:GLN:N	2.40	0.54
7:H:6:TRP:NE1	7:H:10:ILE:HD11	2.21	0.54
8:I:27:ASP:N	8:I:28:PRO:HD3	2.23	0.54
13:O:86:ARG:HG3	13:O:86:ARG:NH1	2.22	0.54
15:U:16:LYS:O	15:U:21:TYR:HB3	2.06	0.54
15:U:36:ILE:HG22	15:U:42:TYR:CG	2.41	0.54
16:V:38:LEU:HB2	16:V:45:ILE:HG13	1.88	0.54
18:Y:32:GLY:O	18:Y:35:ILE:CG2	2.53	0.54
18:Y:43:ARG:HD3	20:Z:31:GLN:NE2	2.22	0.54
1:A:103:ASP:O	1:A:106:LEU:HB2	2.07	0.54
1:A:112:TYR:O	1:A:116:ILE:HG22	2.07	0.54
1:A:160:ILE:HD13	3:C:431:PHE:CZ	2.42	0.54
1:A:187:GLN:O	1:A:191:ASN:N	2.37	0.54
1:A:218:LEU:HD11	1:A:255:PHE:HB2	1.90	0.54
1:A:335:ASN:ND2	13:O:182:PHE:CZ	2.76	0.54
2:B:97:ALA:C	2:B:99:ALA:H	2.10	0.54
2:B:158:LEU:HB3	2:B:199:VAL:HG22	1.90	0.54
2:B:247:PHE:C	2:B:247:PHE:CD1	2.81	0.54
2:B:384:ARG:NH1	15:U:102:LEU:HD23	2.23	0.54
22:B:1011:CLA:CGA	22:B:1011:CLA:C4A	2.84	0.54
4:D:246:MET:O	4:D:249:ALA:HB3	2.07	0.54
4:D:263:ASN:OD1	4:D:265:ARG:N	2.40	0.54
28:D:1062:MGE:H222	11:L:22:LEU:HD11	1.89	0.54
8:I:33:LYS:O	8:I:35:LYS:N	2.40	0.54
10:K:14:ALA:HB2	20:Z:61:VAL:HG22	1.90	0.54
22:K:1034:CLA:H12	22:K:1034:CLA:C1D	2.37	0.54
1:A:22:THR:HG22	1:A:22:THR:O	2.07	0.54
1:A:269:ARG:CZ	4:D:222:LEU:HD22	2.37	0.54
2:B:21:ALA:HA	2:B:24:LEU:HB3	1.89	0.54
2:B:47:PRO:O	2:B:49:ASP:N	2.40	0.54

Continued on next page...

Continued from previous page...

Atom-1	Atom-2	Interatomic distance (Å)	Clash overlap (Å)
22:B:1015:CLA:HBD	22:B:1015:CLA:HAA1	1.90	0.54
22:B:1016:CLA:C3	22:H:1017:CLA:C9	2.83	0.54
22:B:1018:CLA:C10	22:B:1023:CLA:CBA	2.85	0.54
22:B:1022:CLA:C2D	22:B:1022:CLA:C20	2.82	0.54
22:B:1023:CLA:HAA2	22:B:1023:CLA:HBD	1.88	0.54
28:B:1060:MGE:C5B	4:D:276:VAL:HB	2.37	0.54
5:E:52:PRO:HG2	9:J:36:LEU:HD11	1.88	0.54
8:I:12:VAL:CG1	8:I:13:THR:N	2.70	0.54
10:K:39:VAL:HG12	10:K:40:GLN:N	2.21	0.54
13:O:63:THR:HG23	13:O:271:PRO:O	2.08	0.54
20:Z:35:ARG:HG3	20:Z:36:SER:N	2.22	0.54
20:Z:53:VAL:C	20:Z:55:GLY:N	2.57	0.54
1:A:138:GLY:HA2	3:C:455:PHE:CE2	2.43	0.54
1:A:217:SER:OG	4:D:142:ASN:HA	2.06	0.54
2:B:233:ASN:O	2:B:236:THR:HG22	2.08	0.54
2:B:275:TRP:CD1	2:B:318:ASN:ND2	2.75	0.54
3:C:369:LEU:HD13	3:C:380:ILE:CD1	2.37	0.54
7:H:28:THR:O	7:H:31:MET:HB3	2.08	0.54
15:U:76:ARG:O	15:U:79:LEU:HB2	2.08	0.54
1:A:113:GLN:HA	1:A:116:ILE:CG2	2.37	0.54
22:A:1006:CLA:CBC	22:A:1006:CLA:CHD	2.74	0.54
22:A:1006:CLA:C17	25:D:1050:BCR:C28	2.70	0.54
2:B:12:LEU:H	2:B:12:LEU:CD1	2.15	0.54
2:B:468:TRP:HE3	4:D:144:ILE:HD13	1.73	0.54
3:C:348:GLU:CD	3:C:349:ILE:HG13	2.28	0.54
3:C:450:ALA:HB1	3:C:456:GLU:HB3	1.90	0.54
22:C:1031:CLA:O1A	22:C:1033:CLA:C5	2.54	0.54
4:D:54:PHE:HB3	5:E:47:PHE:CD1	2.41	0.54
4:D:139:ARG:NH1	4:D:265:ARG:HH21	1.94	0.54
4:D:140:PRO:O	4:D:143:ALA:N	2.39	0.54
4:D:257:PHE:CD2	4:D:257:PHE:O	2.60	0.54
15:U:64:ILE:HG22	15:U:67:LEU:HG	1.89	0.54
18:Y:42:ARG:HB2	18:Y:43:ARG:HH11	1.70	0.54
2:B:257:TRP:CE3	4:D:291:LEU:HD22	2.43	0.54
2:B:390:TYR:N	2:B:390:TYR:HD1	2.04	0.54
22:B:1019:CLA:HBB1	22:B:1019:CLA:CHC	2.37	0.54
3:C:415:ASN:HB3	29:C:1057:DGD:O2E	2.08	0.54
4:D:276:VAL:HG23	4:D:277:THR:N	2.23	0.54
24:D:1042:PQ9:C24	24:D:1042:PQ9:H292	2.37	0.54
1:A:58:VAL:HB	1:A:83:VAL:HG21	1.90	0.54
1:A:223:LEU:O	1:A:224:ILE:CB	2.41	0.54

Continued on next page...

Continued from previous page...

Atom-1	Atom-2	Interatomic distance (Å)	Clash overlap (Å)
2:B:137:LYS:NZ	7:H:14:LEU:O	2.41	0.54
2:B:462:PHE:CZ	22:B:1021:CLA:HMB3	2.43	0.54
22:B:1023:CLA:H152	22:B:1024:CLA:C1B	2.37	0.54
3:C:190:ALA:O	3:C:191:PRO:O	2.25	0.54
4:D:249:ALA:HB1	24:D:1042:PQ9:H62	1.90	0.54
9:J:20:GLY:HA2	9:J:23:VAL:HG12	1.89	0.54
12:M:9:ILE:HG23	12:M:13:LEU:HD23	1.89	0.54
13:O:105:ASP:OD1	13:O:106:GLN:HG2	2.07	0.54
16:V:68:VAL:HG13	16:V:73:LYS:HE3	1.90	0.54
1:A:116:ILE:CG2	1:A:117:PHE:H	2.19	0.54
1:A:180:PHE:CE1	4:D:192:THR:O	2.61	0.54
1:A:267:ASN:HB3	1:A:270:SER:HG	1.71	0.54
1:A:296:ASN:HB2	3:C:400:PRO:O	2.07	0.54
1:A:307:ILE:HG22	1:A:308:ASP:N	2.23	0.54
1:A:315:ASN:O	4:D:63:LEU:CD2	2.56	0.54
22:A:1003:CLA:HED2	22:A:1003:CLA:CBA	2.33	0.54
2:B:383:PHE:O	13:O:192:SER:HA	2.08	0.54
22:B:1015:CLA:O1D	22:B:1015:CLA:H2A	2.07	0.54
25:B:1048:BCR:H403	25:B:1048:BCR:C22	2.34	0.54
3:C:59:LEU:HD23	10:K:29:PRO:HA	1.89	0.54
3:C:322:GLN:HE22	3:C:381:LYS:HA	1.73	0.54
4:D:259:ILE:HG22	4:D:260:ALA:N	2.23	0.54
9:J:10:LEU:HD13	9:J:10:LEU:N	2.14	0.54
13:O:132:VAL:HG23	13:O:144:LEU:HD23	1.86	0.54
1:A:64:ARG:CZ	13:O:98:THR:HG21	2.38	0.54
1:A:107:TYR:C	1:A:109:GLY:H	2.12	0.54
1:A:131:TRP:HZ2	3:C:449:ARG:HG2	1.71	0.54
22:A:1007:CLA:HAB	8:I:15:PHE:CD2	2.43	0.54
2:B:237:VAL:HG13	22:B:1018:CLA:C1D	2.38	0.54
3:C:135:ARG:NH1	20:Z:33:TRP:CE3	2.76	0.54
4:D:55:VAL:O	4:D:66:SER:HB2	2.08	0.54
4:D:97:ALA:O	5:E:73:LYS:HE2	2.08	0.54
4:D:221:THR:O	4:D:221:THR:HG22	2.08	0.54
4:D:251:ARG:HB3	4:D:251:ARG:HH11	1.73	0.54
5:E:34:GLY:HA3	6:F:32:PHE:O	2.08	0.54
15:U:82:PHE:CD2	15:U:82:PHE:N	2.76	0.54
1:A:267:ASN:O	1:A:270:SER:N	2.41	0.53
1:A:336:ALA:O	1:A:338:ASN:N	2.41	0.53
1:A:339:PHE:HB2	27:A:1065:IOD:I	2.78	0.53
25:A:1044:BCR:H403	25:A:1044:BCR:C22	2.36	0.53
2:B:19:LEU:HG	2:B:23:HIS:CE1	2.43	0.53

Continued on next page...

Continued from previous page...

Atom-1	Atom-2	Interatomic distance (Å)	Clash overlap (Å)
2:B:394:GLN:OE1	15:U:17:LEU:HD21	2.08	0.53
22:B:1011:CLA:C2D	22:B:1013:CLA:C3	2.86	0.53
22:B:1023:CLA:O1D	22:B:1024:CLA:CBB	2.56	0.53
3:C:117:VAL:HG21	22:C:1027:CLA:H43	1.90	0.53
3:C:429:SER:HB3	29:C:1056:DGD:C9A	2.34	0.53
3:C:435:PHE:O	3:C:438:LEU:N	2.41	0.53
29:C:1056:DGD:C6D	29:C:1056:DGD:C4E	2.86	0.53
4:D:58:TRP:CH2	5:E:55:TYR:HB3	2.43	0.53
4:D:161:PRO:HB3	4:D:170:ALA:HB2	1.90	0.53
24:D:1042:PQ9:C23	28:L:1061:MGE:H263	2.37	0.53
9:J:30:TYR:CD2	9:J:31:GLY:N	2.77	0.53
13:O:188:ARG:HB2	13:O:188:ARG:HH11	1.68	0.53
1:A:90:GLY:HA2	1:A:167:SER:CB	2.38	0.53
1:A:236:GLY:O	1:A:237:TYR:HB2	2.08	0.53
1:A:270:SER:HB2	26:A:1063:LHG:H142	1.90	0.53
2:B:69:LEU:HB3	22:B:1014:CLA:CMA	2.37	0.53
2:B:103:LEU:HD11	2:B:107:LEU:CD1	2.37	0.53
2:B:460:LEU:O	4:D:280:TRP:HZ3	1.90	0.53
22:B:1018:CLA:H8	22:B:1023:CLA:HBA1	1.91	0.53
3:C:203:THR:H	3:C:235:GLY:HA3	1.74	0.53
3:C:451:ALA:O	3:C:453:ALA:N	2.40	0.53
11:L:14:ARG:O	11:L:18:TYR:CD2	2.61	0.53
12:M:35:SER:O	12:M:36:SER:CB	2.56	0.53
13:O:79:LYS:HE2	13:O:89:ALA:HB1	1.90	0.53
13:O:146:PHE:CE2	13:O:261:ILE:HG21	2.44	0.53
16:V:114:ILE:HG12	16:V:114:ILE:O	2.07	0.53
1:A:258:LEU:HA	4:D:128:ARG:HH21	1.72	0.53
2:B:95:GLY:O	2:B:99:ALA:N	2.41	0.53
2:B:283:GLU:CG	2:B:286:ARG:HH12	2.21	0.53
2:B:461:LEU:O	2:B:464:PHE:N	2.37	0.53
22:B:1019:CLA:CBA	22:B:1019:CLA:HBD	2.38	0.53
3:C:119:LEU:HD11	25:C:1052:BCR:H343	1.89	0.53
3:C:216:SER:O	3:C:221:GLU:O	2.27	0.53
3:C:465:PRO:CG	8:I:32:PRO:HB3	2.38	0.53
4:D:18:LEU:HD23	4:D:32:TRP:CH2	2.44	0.53
4:D:29:PHE:CE2	4:D:31:GLY:CA	2.91	0.53
4:D:78:VAL:HG13	4:D:78:VAL:O	2.09	0.53
5:E:77:GLU:O	5:E:79:PHE:N	2.41	0.53
6:F:40:MET:CB	6:F:43:ILE:HD11	2.38	0.53
7:H:12:ARG:HH11	7:H:12:ARG:HA	1.74	0.53
8:I:10:ILE:H	8:I:10:ILE:CD1	2.20	0.53

Continued on next page...

Continued from previous page...

Atom-1	Atom-2	Interatomic distance (Å)	Clash overlap (Å)
1:A:244:GLU:CG	4:D:242:GLU:HA	2.38	0.53
2:B:103:LEU:HG	2:B:104:SER:N	2.24	0.53
2:B:280:PHE:CZ	2:B:312:TYR:HD1	2.26	0.53
2:B:453:PHE:O	2:B:456:ALA:HB3	2.08	0.53
22:B:1014:CLA:H93	25:B:1048:BCR:H342	1.89	0.53
22:B:1018:CLA:H71	22:B:1018:CLA:H2	1.89	0.53
3:C:56:HIS:O	3:C:60:ILE:HG23	2.08	0.53
3:C:56:HIS:CE1	22:C:1033:CLA:HHB	2.44	0.53
3:C:265:ILE:CG2	3:C:270:ALA:HB1	2.39	0.53
22:C:1026:CLA:C12	22:C:1026:CLA:H93	2.38	0.53
22:C:1030:CLA:HMC2	22:C:1031:CLA:H72	1.91	0.53
1:A:140:ARG:NH2	26:A:1063:LHG:O4	2.41	0.53
1:A:172:MET:SD	1:A:179:THR:HG22	2.47	0.53
1:A:258:LEU:HA	4:D:132:ILE:HD12	1.90	0.53
2:B:92:SER:O	2:B:93:PHE:C	2.46	0.53
2:B:113:TRP:C	2:B:115:TRP:H	2.11	0.53
2:B:246:PHE:CD1	2:B:246:PHE:C	2.81	0.53
22:B:1024:CLA:H2	22:B:1024:CLA:HMA2	1.91	0.53
3:C:59:LEU:CD2	22:K:1034:CLA:HBD	2.38	0.53
3:C:65:GLY:CA	3:C:119:LEU:HB2	2.39	0.53
4:D:299:ILE:O	4:D:300:SER:C	2.46	0.53
6:F:34:LEU:HD12	9:J:24:ILE:HD13	1.90	0.53
7:H:40:VAL:O	7:H:44:ILE:HB	2.08	0.53
10:K:19:ASP:N	10:K:20:PRO:CD	2.72	0.53
16:V:159:GLY:HA2	16:V:163:TYR:HE1	1.72	0.53
18:Y:37:PHE:O	18:Y:41:VAL:HG22	2.08	0.53
18:Y:39:LEU:HD22	20:Z:28:ALA:HB1	1.91	0.53
20:Z:1:MET:SD	20:Z:4:LEU:HD23	2.48	0.53
2:B:25:MET:HG3	25:B:1045:BCR:C39	2.38	0.53
2:B:158:LEU:HB2	2:B:199:VAL:HG13	1.90	0.53
22:B:1022:CLA:C1	22:B:1022:CLA:H203	2.38	0.53
3:C:315:MET:HE3	3:C:315:MET:HA	1.90	0.53
22:C:1025:CLA:CED	22:C:1025:CLA:CAD	2.86	0.53
22:C:1026:CLA:H93	22:C:1026:CLA:H121	1.90	0.53
5:E:10:PHE:CZ	6:F:19:ARG:HD2	2.43	0.53
6:F:24:HIS:O	6:F:28:VAL:HG23	2.09	0.53
31:F:1040:HEM:CMA	31:F:1040:HEM:CBA	2.60	0.53
16:V:148:GLU:CA	16:V:151:ILE:HD11	2.29	0.53
16:V:149:PRO:HB3	16:V:156:TRP:CD1	2.44	0.53
1:A:130:GLN:CG	1:A:144:CYS:HA	2.38	0.53
2:B:306:PRO:HG2	2:B:309:LEU:HB3	1.90	0.53

Continued on next page...

Continued from previous page...

Atom-1	Atom-2	Interatomic distance (Å)	Clash overlap (Å)
2:B:452:THR:HB	4:D:291:LEU:HD13	1.89	0.53
22:B:1010:CLA:O2D	22:B:1010:CLA:CGA	2.57	0.53
22:B:1011:CLA:C9	22:B:1011:CLA:CBB	2.86	0.53
22:B:1016:CLA:H171	22:D:1008:CLA:HMA3	1.89	0.53
22:B:1019:CLA:HMD2	28:B:1060:MGE:H1G1	1.90	0.53
3:C:84:GLN:O	3:C:86:LEU:N	2.41	0.53
3:C:290:VAL:HG21	3:C:426:LEU:HD23	1.91	0.53
4:D:58:TRP:NE1	5:E:64:PRO:HD2	2.21	0.53
4:D:209:LEU:O	4:D:213:ILE:HG22	2.09	0.53
28:D:1059:MGE:O1G	28:D:1059:MGE:H2B1	2.09	0.53
11:L:15:THR:HG22	11:L:16:SER:N	2.23	0.53
25:T:6048:BCR:H403	25:T:6048:BCR:C22	2.34	0.53
1:A:47:CYS:SG	1:A:115:ILE:HD11	2.49	0.53
1:A:305:SER:HB3	3:C:415:ASN:ND2	2.24	0.53
22:A:1007:CLA:HAC1	25:A:1044:BCR:C15	2.38	0.53
24:A:1043:PQ9:H453	24:A:1043:PQ9:C40	2.39	0.53
2:B:61:PHE:CE1	22:B:1015:CLA:HMB3	2.44	0.53
2:B:237:VAL:HB	22:B:1020:CLA:HMD2	1.91	0.53
2:B:246:PHE:CD1	2:B:247:PHE:N	2.77	0.53
2:B:278:SER:HB3	2:B:281:GLN:CG	2.28	0.53
2:B:425:ILE:HG23	2:B:425:ILE:O	2.09	0.53
2:B:460:LEU:HG	29:B:1058:DGD:HAG3	1.91	0.53
3:C:117:VAL:CG1	22:C:1027:CLA:H42	2.32	0.53
3:C:340:TYR:CD2	3:C:340:TYR:N	2.70	0.53
4:D:21:TRP:HZ3	17:X:37:LEU:HD21	1.73	0.53
4:D:249:ALA:HB1	24:D:1042:PQ9:C6	2.39	0.53
4:D:297:ASP:CG	4:D:298:PHE:N	2.59	0.53
10:K:38:VAL:HG12	10:K:39:VAL:N	2.23	0.53
11:L:23:LEU:O	11:L:27:LEU:HG	2.09	0.53
16:V:39:ASN:ND2	16:V:40:SER:N	2.54	0.53
1:A:216:GLY:O	4:D:268:HIS:O	2.27	0.53
24:A:1043:PQ9:H293	23:D:1039:PHO:HBA1	1.91	0.53
2:B:26:HIS:NE2	22:B:1021:CLA:NB	2.57	0.53
2:B:203:ILE:HG23	2:B:204:ALA:N	2.24	0.53
3:C:49:LEU:HD21	22:C:1035:CLA:CMA	2.15	0.53
3:C:188:THR:HA	3:C:194:GLY:HA2	1.90	0.53
4:D:152:VAL:HG11	22:D:1004:CLA:H11	1.90	0.53
4:D:272:LEU:O	4:D:276:VAL:HG22	2.08	0.53
23:D:1039:PHO:C4	23:D:1039:PHO:CGA	2.87	0.53
7:H:31:MET:HB2	22:H:1017:CLA:C3D	2.38	0.53
13:O:214:LYS:HE3	13:O:251:MET:CG	2.34	0.53

Continued on next page...

Continued from previous page...

Atom-1	Atom-2	Interatomic distance (Å)	Clash overlap (Å)
18:Y:35:ILE:HD13	18:Y:36:ILE:N	2.24	0.53
18:Y:43:ARG:NH2	18:Y:44:GLY:CA	2.72	0.53
1:A:51:ALA:HA	1:A:55:ALA:HB2	1.91	0.53
1:A:146:ALA:HA	1:A:280:VAL:HG11	1.91	0.53
1:A:225:ARG:HB2	2:B:484:PRO:HD3	1.91	0.53
26:A:1063:LHG:H242	22:C:1032:CLA:OBD	2.09	0.53
2:B:62:VAL:HG13	22:B:1013:CLA:O1D	2.09	0.53
2:B:79:SER:OG	2:B:80:ILE:N	2.41	0.53
2:B:331:ASN:C	2:B:333:GLY:H	2.12	0.53
3:C:50:LEU:HD23	3:C:51:GLY:CA	2.39	0.53
3:C:330:SER:C	13:O:129:PHE:HE1	2.11	0.53
4:D:36:LEU:HD21	4:D:124:GLY:HA3	1.91	0.53
4:D:43:LEU:HD13	25:D:1050:BCR:H322	1.91	0.53
4:D:172:SER:O	4:D:173:PHE:HB2	2.08	0.53
4:D:182:LEU:N	4:D:182:LEU:HD23	2.24	0.53
24:D:1042:PQ9:C23	28:L:1061:MGE:CGB	2.87	0.53
5:E:43:ALA:O	5:E:46:VAL:HB	2.08	0.53
11:L:32:SER:OG	11:L:33:SER:N	2.42	0.53
12:M:9:ILE:HG23	12:M:13:LEU:CD2	2.39	0.53
13:O:63:THR:CG2	13:O:271:PRO:O	2.57	0.53
1:A:17:PHE:CZ	8:I:18:LEU:HD11	2.44	0.52
1:A:40:THR:H	22:A:1007:CLA:HBB1	1.75	0.52
1:A:134:SER:OG	1:A:141:PRO:HB3	2.09	0.52
1:A:215:HIS:CE1	24:A:1043:PQ9:H93	2.44	0.52
1:A:279:ARG:O	1:A:283:VAL:HG23	2.09	0.52
22:A:1007:CLA:H43	22:C:1029:CLA:H192	1.89	0.52
22:A:1007:CLA:H142	8:I:13:THR:HG21	1.91	0.52
2:B:45:PHE:HA	2:B:58:GLN:NE2	2.23	0.52
22:B:1012:CLA:CHD	22:B:1020:CLA:H201	2.37	0.52
22:B:1022:CLA:H43	22:B:1022:CLA:O2A	2.10	0.52
3:C:405:ASN:OD1	29:C:1057:DGD:HD61	2.09	0.52
3:C:417:VAL:HG11	16:V:68:VAL:HG12	1.86	0.52
22:C:1032:CLA:H62	22:C:1032:CLA:H112	1.91	0.52
4:D:67:TYR:CE1	28:D:1059:MGE:H1G1	2.44	0.52
4:D:302:GLU:OE1	13:O:186:LYS:CD	2.57	0.52
14:T:11:ALA:O	14:T:12:CYS:C	2.46	0.52
25:T:6046:BCR:H23C	25:T:6046:BCR:C39	2.26	0.52
20:Z:5:PHE:CE1	20:Z:54:VAL:HG13	2.42	0.52
1:A:223:LEU:CD2	4:D:265:ARG:HG2	2.35	0.52
1:A:224:ILE:HA	2:B:482:ILE:HG13	1.91	0.52
1:A:285:PHE:HA	1:A:288:LEU:HD12	1.90	0.52

Continued on next page...

Continued from previous page...

Atom-1	Atom-2	Interatomic distance (Å)	Clash overlap (Å)
1:A:297:LEU:HD12	3:C:428:THR:HG21	1.91	0.52
1:A:316:THR:HG22	4:D:75:THR:HG23	1.91	0.52
26:A:1063:LHG:H292	22:C:1032:CLA:C5	2.27	0.52
2:B:74:SER:C	2:B:76:SER:H	2.12	0.52
2:B:106:LEU:HD12	25:B:1048:BCR:H352	1.91	0.52
2:B:275:TRP:HB3	2:B:318:ASN:HD22	1.75	0.52
22:B:1009:CLA:CGA	22:B:1009:CLA:CHA	2.87	0.52
25:B:1047:BCR:C30	25:B:1047:BCR:C37	2.61	0.52
4:D:32:TRP:HE3	4:D:35:ILE:HD11	1.72	0.52
4:D:210:LEU:HD22	4:D:274:VAL:HG21	1.90	0.52
5:E:13:ILE:CD1	5:E:19:TYR:HB2	2.40	0.52
5:E:17:VAL:HG13	9:J:8:ILE:HD11	1.91	0.52
7:H:35:MET:HA	25:H:1049:BCR:C33	2.39	0.52
25:H:1049:BCR:HC8	25:H:1049:BCR:C31	2.26	0.52
9:J:20:GLY:O	9:J:23:VAL:HG12	2.09	0.52
13:O:184:ASP:O	13:O:185:PRO:C	2.47	0.52
16:V:40:SER:HB3	16:V:94:ASN:HD21	1.74	0.52
18:Y:35:ILE:HD13	18:Y:36:ILE:HD12	1.91	0.52
1:A:140:ARG:HH11	1:A:140:ARG:HB2	1.74	0.52
1:A:269:ARG:CD	4:D:222:LEU:HD11	2.28	0.52
1:A:335:ASN:ND2	13:O:182:PHE:CD1	2.77	0.52
2:B:486:LEU:HD11	4:D:239:GLN:HE22	1.74	0.52
3:C:165:LEU:HB2	3:C:248:GLY:HA3	1.90	0.52
3:C:176:VAL:O	3:C:180:MET:HG3	2.08	0.52
3:C:185:LEU:HG	3:C:199:ILE:CD1	2.37	0.52
3:C:314:ALA:HB1	3:C:351:PHE:CD1	2.45	0.52
3:C:315:MET:O	3:C:319:ILE:HG13	2.10	0.52
22:C:1033:CLA:C14	22:C:1036:CLA:C2D	2.87	0.52
4:D:118:GLY:O	4:D:122:LEU:HD22	2.09	0.52
4:D:265:ARG:O	4:D:265:ARG:HD3	2.10	0.52
22:D:1008:CLA:HBA1	22:D:1008:CLA:HMA2	0.65	0.52
6:F:37:ILE:HA	6:F:40:MET:HE2	1.89	0.52
13:O:92:VAL:HG11	13:O:137:ALA:HB2	1.90	0.52
20:Z:58:ASN:C	20:Z:60:PHE:H	2.13	0.52
1:A:172:MET:HE1	1:A:179:THR:HB	1.92	0.52
1:A:296:ASN:HB3	3:C:401:LEU:HD13	1.91	0.52
2:B:25:MET:CG	25:B:1045:BCR:H401	2.35	0.52
2:B:25:MET:CG	25:B:1045:BCR:H391	2.37	0.52
2:B:169:SER:CB	2:B:176:GLY:HA2	2.17	0.52
2:B:374:ASN:N	2:B:374:ASN:ND2	2.58	0.52
3:C:50:LEU:CD2	3:C:51:GLY:CA	2.87	0.52

Continued on next page...

Continued from previous page...

Atom-1	Atom-2	Interatomic distance (Å)	Clash overlap (Å)
3:C:223:TRP:NE1	3:C:224:ILE:CG1	2.69	0.52
3:C:223:TRP:HE1	3:C:224:ILE:CG1	2.22	0.52
22:C:1029:CLA:H11	22:C:1029:CLA:CHA	2.39	0.52
29:C:1057:DGD:CGA	28:D:1059:MGE:H232	2.39	0.52
24:D:1042:PQ9:H252	28:L:1061:MGE:H261	1.92	0.52
10:K:14:ALA:H	20:Z:62:VAL:HG11	1.73	0.52
11:L:29:LEU:CB	14:T:9:ILE:HG21	2.32	0.52
15:U:16:LYS:HG2	15:U:21:TYR:HD1	1.74	0.52
16:V:144:HIS:CD2	16:V:148:GLU:HG3	2.44	0.52
17:X:36:VAL:O	17:X:39:ALA:HB3	2.10	0.52
25:A:1044:BCR:H331	25:A:1044:BCR:C34	2.39	0.52
2:B:235:GLU:HG3	2:B:473:THR:OG1	2.09	0.52
2:B:354:LEU:CD2	2:B:378:LYS:HB2	2.40	0.52
2:B:372:ASP:OD2	2:B:376:VAL:HG23	2.10	0.52
3:C:209:ILE:HD13	3:C:236:GLY:HA2	1.90	0.52
25:C:1052:BCR:C38	25:C:1052:BCR:H372	2.23	0.52
29:C:1056:DGD:HBF1	29:C:1056:DGD:C8B	2.39	0.52
4:D:214:HIS:HA	4:D:217:THR:CG2	2.40	0.52
4:D:246:MET:HE2	4:D:264:LYS:HD3	1.92	0.52
4:D:284:ILE:O	4:D:287:VAL:HB	2.09	0.52
7:H:30:LEU:HA	7:H:33:VAL:HG22	1.91	0.52
10:K:21:LEU:CD2	18:Y:24:MET:HG2	2.39	0.52
13:O:44:LYS:HA	13:O:72:GLN:CD	2.30	0.52
16:V:106:THR:CA	16:V:114:ILE:HG22	2.38	0.52
16:V:108:TYR:O	16:V:108:TYR:HD2	1.93	0.52
16:V:118:HIS:CD2	16:V:119:PRO:CD	2.85	0.52
1:A:76:ASN:CB	1:A:79:THR:HG23	2.39	0.52
1:A:181:ASN:HA	4:D:318:ASN:OD1	2.09	0.52
1:A:328:MET:CE	4:D:183:LEU:HD13	2.39	0.52
2:B:15:ASP:OD2	2:B:18:ARG:HG3	2.09	0.52
2:B:134:ASP:O	2:B:138:MET:HB2	2.09	0.52
2:B:483:ASP:O	2:B:485:GLU:N	2.43	0.52
22:B:1011:CLA:CGA	22:B:1011:CLA:C4	2.87	0.52
25:B:1045:BCR:C38	25:B:1045:BCR:C23	2.71	0.52
22:D:1005:CLA:O1A	22:D:1005:CLA:NA	2.43	0.52
23:D:1039:PHO:H42	23:D:1039:PHO:CGA	2.39	0.52
5:E:23:HIS:O	5:E:24:SER:C	2.47	0.52
6:F:38:ALA:HA	9:J:27:LEU:HD21	1.91	0.52
13:O:250:ASP:O	13:O:252:GLY:N	2.35	0.52
15:U:16:LYS:NZ	15:U:85:THR:HB	2.25	0.52
1:A:156:ALA:CB	1:A:160:ILE:HD12	2.40	0.52

Continued on next page...

Continued from previous page...

Atom-1	Atom-2	Interatomic distance (Å)	Clash overlap (Å)
1:A:256:GLY:O	1:A:261:GLN:HA	2.10	0.52
1:A:336:ALA:O	1:A:337:HIS:C	2.48	0.52
22:A:1006:CLA:CAB	22:D:1004:CLA:H51	2.37	0.52
2:B:249:ALA:O	2:B:251:VAL:N	2.42	0.52
22:B:1014:CLA:CHA	22:B:1014:CLA:CBA	2.78	0.52
22:B:1022:CLA:C9	22:B:1022:CLA:C13	2.78	0.52
22:B:1022:CLA:OBD	22:B:1022:CLA:CED	2.55	0.52
3:C:62:PHE:CE2	10:K:29:PRO:HD3	2.45	0.52
3:C:87:ILE:HG22	3:C:426:LEU:CD1	2.40	0.52
16:V:34:LEU:CD2	16:V:47:LEU:HB3	2.30	0.52
16:V:160:LYS:N	16:V:163:TYR:CD1	2.78	0.52
1:A:272:HIS:O	4:D:215:GLY:CA	2.58	0.52
1:A:279:ARG:NH2	1:A:283:VAL:CG2	2.73	0.52
1:A:288:LEU:O	1:A:292:THR:N	2.42	0.52
25:A:1044:BCR:H392	25:A:1044:BCR:C22	2.35	0.52
2:B:5:TRP:CZ2	28:L:1061:MGE:C2A	2.80	0.52
3:C:414:ILE:HG22	3:C:415:ASN:N	2.25	0.52
25:D:1050:BCR:H331	25:D:1050:BCR:C8	2.28	0.52
6:F:40:MET:C	6:F:42:PHE:H	2.13	0.52
7:H:47:GLU:O	7:H:53:LEU:N	2.40	0.52
15:U:43:PRO:HB2	16:V:109:ASP:HB2	1.91	0.52
1:A:167:SER:C	1:A:169:SER:H	2.13	0.52
25:C:1052:BCR:C34	25:K:1051:BCR:HC21	2.39	0.52
4:D:281:MET:HE2	4:D:281:MET:CA	2.39	0.52
5:E:59:GLU:OE1	5:E:59:GLU:HA	2.09	0.52
6:F:32:PHE:O	6:F:32:PHE:HD1	1.93	0.52
7:H:56:ASP:C	7:H:58:VAL:N	2.63	0.52
22:K:1034:CLA:H42	22:K:1034:CLA:HBA1	1.92	0.52
11:L:31:PHE:O	11:L:32:SER:C	2.47	0.52
13:O:82:PRO:HG2	13:O:89:ALA:HB1	1.87	0.52
1:A:58:VAL:HG21	1:A:83:VAL:HG23	1.91	0.52
1:A:156:ALA:HB1	1:A:290:ILE:HG21	1.90	0.52
1:A:167:SER:C	1:A:169:SER:N	2.60	0.52
2:B:19:LEU:O	2:B:22:ALA:HB3	2.10	0.52
2:B:67:ALA:HB3	2:B:267:LEU:CD1	2.40	0.52
2:B:365:SER:O	2:B:366:PHE:HB2	2.10	0.52
2:B:413:ASP:O	2:B:413:ASP:OD1	2.28	0.52
22:B:1016:CLA:O1A	22:B:1016:CLA:C1A	2.58	0.52
22:B:1020:CLA:C16	22:B:1020:CLA:H111	2.39	0.52
28:B:1060:MGE:H5A2	28:B:1060:MGE:H261	1.91	0.52
3:C:194:GLY:O	3:C:195:ASP:HB2	2.09	0.52

Continued on next page...

Continued from previous page...

Atom-1	Atom-2	Interatomic distance (Å)	Clash overlap (Å)
3:C:200:THR:O	3:C:202:PRO:HD3	2.10	0.52
22:C:1035:CLA:HMB2	25:C:1052:BCR:C27	2.40	0.52
4:D:55:VAL:HG12	4:D:56:THR:O	2.10	0.52
4:D:78:VAL:HG12	4:D:173:PHE:CB	2.40	0.52
7:H:27:THR:HB	22:H:1017:CLA:OBD	2.10	0.52
13:O:215:ARG:HG2	13:O:215:ARG:NH1	2.24	0.52
1:A:50:ILE:HG21	25:A:1044:BCR:H402	1.93	0.51
1:A:92:HIS:CD2	3:C:219:GLY:O	2.64	0.51
2:B:142:HIS:HA	2:B:145:LEU:HD12	1.92	0.51
3:C:79:LYS:HD3	3:C:84:GLN:HG2	1.92	0.51
3:C:142:GLU:C	3:C:144:SER:N	2.63	0.51
22:C:1027:CLA:HAA1	22:C:1027:CLA:HBD	1.92	0.51
4:D:23:LYS:NZ	4:D:135:LEU:HD21	2.25	0.51
4:D:251:ARG:NH2	4:D:255:GLN:NE2	2.58	0.51
5:E:13:ILE:HA	5:E:16:SER:HB3	1.92	0.51
5:E:28:PRO:HA	5:E:31:PHE:HB3	1.92	0.51
10:K:31:LEU:HD13	25:K:1051:BCR:H14C	1.91	0.51
22:K:1034:CLA:CHD	22:K:1034:CLA:CBC	2.84	0.51
13:O:55:ALA:HA	13:O:162:ILE:O	2.10	0.51
13:O:241:PHE:CD1	13:O:241:PHE:C	2.84	0.51
1:A:180:PHE:O	1:A:184:ILE:HD12	2.09	0.51
2:B:192:PRO:HD2	7:H:60:VAL:HG12	1.92	0.51
2:B:310:ALA:O	2:B:313:ASP:N	2.41	0.51
2:B:362:PHE:HZ	27:D:1068:IOD:I	2.63	0.51
22:B:1015:CLA:CBC	25:B:1047:BCR:H10C	2.40	0.51
22:B:1019:CLA:H93	28:L:1061:MGE:C8A	2.41	0.51
22:B:1022:CLA:C3D	22:B:1022:CLA:C20	2.88	0.51
3:C:33:PHE:CZ	3:C:40:ALA:HB1	2.45	0.51
3:C:53:HIS:HB3	22:C:1036:CLA:HMD1	1.92	0.51
3:C:171:GLY:C	3:C:173:LEU:N	2.59	0.51
22:C:1035:CLA:HBD	22:C:1035:CLA:HAA1	1.92	0.51
25:C:1054:BCR:H23C	25:C:1054:BCR:H402	1.73	0.51
4:D:274:VAL:HG12	4:D:275:PRO:N	2.24	0.51
5:E:56:TYR:C	5:E:57:ALA:O	2.48	0.51
8:I:27:ASP:N	8:I:28:PRO:CD	2.74	0.51
13:O:148:VAL:HG23	13:O:151:LEU:HD13	1.92	0.51
15:U:45:LEU:HD21	15:U:75:LEU:HD11	1.92	0.51
16:V:94:ASN:C	16:V:96:GLU:H	2.12	0.51
1:A:26:ASN:O	1:A:27:ARG:C	2.48	0.51
1:A:75:ASN:HD22	1:A:80:GLY:HA2	1.76	0.51
1:A:107:TYR:CD2	13:O:97:VAL:HG11	2.44	0.51

Continued on next page...

Continued from previous page...

Atom-1	Atom-2	Interatomic distance (Å)	Clash overlap (Å)
1:A:180:PHE:CZ	4:D:192:THR:O	2.63	0.51
1:A:279:ARG:CZ	1:A:283:VAL:HG22	2.40	0.51
1:A:335:ASN:OD1	1:A:335:ASN:N	2.43	0.51
22:A:1006:CLA:HAA2	29:C:1057:DGD:CFB	2.40	0.51
2:B:14:ASN:O	2:B:15:ASP:HB3	2.09	0.51
2:B:30:VAL:CG1	22:B:1013:CLA:HHD	2.40	0.51
2:B:125:ASP:HA	7:H:12:ARG:HH21	1.75	0.51
3:C:72:LEU:HD22	10:K:11:LEU:HD23	1.91	0.51
3:C:137:PRO:C	3:C:139:THR:H	2.12	0.51
4:D:126:MET:CE	4:D:146:PHE:HB3	2.40	0.51
4:D:214:HIS:CE1	4:D:268:HIS:CE1	2.98	0.51
5:E:72:ALA:O	5:E:76:VAL:HG22	2.11	0.51
11:L:26:VAL:O	11:L:29:LEU:N	2.43	0.51
1:A:151:LEU:HG	1:A:155:PHE:CD2	2.44	0.51
1:A:310:LYS:H	16:V:28:GLU:HB2	1.76	0.51
26:A:1063:LHG:C31	22:C:1032:CLA:H71	2.41	0.51
2:B:99:ALA:O	2:B:102:VAL:CG2	2.59	0.51
2:B:121:GLU:CG	7:H:12:ARG:HD3	2.40	0.51
2:B:152:GLY:O	2:B:156:PHE:CB	2.57	0.51
28:B:1060:MGE:H6B1	4:D:280:TRP:CD1	2.46	0.51
22:C:1026:CLA:C2B	22:C:1028:CLA:CBB	2.88	0.51
4:D:118:GLY:HA2	23:D:1039:PHO:H71	1.93	0.51
4:D:154:VAL:HA	4:D:158:LEU:HD13	1.92	0.51
4:D:167:TRP:O	4:D:170:ALA:HB3	2.10	0.51
4:D:186:GLN:H	22:D:1004:CLA:HBC1	1.75	0.51
4:D:188:PHE:CE2	4:D:326:ARG:HA	2.46	0.51
1:A:17:PHE:O	1:A:21:VAL:HG23	2.10	0.51
1:A:81:ALA:HA	1:A:175:GLY:HA3	1.92	0.51
1:A:181:ASN:HD22	4:D:314:PHE:HD2	1.56	0.51
2:B:368:VAL:HG22	2:B:381:ILE:HG13	1.93	0.51
22:B:1022:CLA:HBC1	12:M:21:PHE:CG	2.46	0.51
3:C:60:ILE:CG2	22:K:1034:CLA:HMD2	2.40	0.51
3:C:109:PHE:HB3	3:C:110:PRO:CD	2.40	0.51
3:C:206:PRO:HG2	3:C:207:ARG:NH1	2.26	0.51
3:C:268:GLY:C	22:C:1033:CLA:HBC1	2.30	0.51
3:C:290:VAL:HG13	3:C:427:ALA:HB2	1.93	0.51
22:C:1028:CLA:H91	29:C:1056:DGD:CAB	2.36	0.51
22:C:1028:CLA:C10	29:C:1056:DGD:HAS2	2.36	0.51
22:C:1030:CLA:H171	22:C:1030:CLA:C14	2.21	0.51
4:D:198:MET:SD	22:D:1005:CLA:HED2	2.50	0.51
28:D:1062:MGE:O1B	28:D:1062:MGE:C3G	2.34	0.51

Continued on next page...

Continued from previous page...

Atom-1	Atom-2	Interatomic distance (Å)	Clash overlap (Å)
22:K:1034:CLA:H42	22:K:1034:CLA:CBA	2.41	0.51
28:L:1061:MGE:H7B1	28:L:1061:MGE:H3B2	1.92	0.51
13:O:63:THR:HG23	13:O:64:TYR:N	2.25	0.51
14:T:19:PHE:CD2	14:T:19:PHE:N	2.77	0.51
25:T:6048:BCR:H392	25:T:6048:BCR:C22	2.35	0.51
20:Z:20:VAL:HG12	20:Z:21:ILE:N	2.26	0.51
20:Z:23:VAL:HB	20:Z:24:PRO:HD3	1.91	0.51
1:A:45:THR:CG2	1:A:46:ILE:N	2.71	0.51
1:A:149:ALA:HB3	1:A:150:PRO:CD	2.36	0.51
1:A:265:PHE:CD1	1:A:271:LEU:HA	2.46	0.51
2:B:325:PHE:O	2:B:327:THR:N	2.37	0.51
29:B:1058:DGD:HE5	29:B:1058:DGD:HD61	1.93	0.51
3:C:56:HIS:C	3:C:56:HIS:HD2	2.07	0.51
3:C:158:THR:HG23	3:C:159:THR:N	2.25	0.51
3:C:171:GLY:CA	3:C:174:LEU:CB	2.86	0.51
3:C:202:PRO:HB3	3:C:235:GLY:CA	2.40	0.51
4:D:67:TYR:CD1	4:D:76:VAL:HG11	2.46	0.51
22:D:1008:CLA:C18	22:D:1008:CLA:H141	2.19	0.51
2:B:99:ALA:O	2:B:102:VAL:HG22	2.11	0.51
2:B:267:LEU:C	2:B:268:PHE:CD1	2.84	0.51
2:B:283:GLU:HG2	2:B:286:ARG:HH12	1.76	0.51
4:D:213:ILE:HD11	4:D:253:TRP:CH2	2.46	0.51
7:H:38:PHE:O	7:H:39:LEU:C	2.49	0.51
8:I:7:THR:O	8:I:11:VAL:HG23	2.11	0.51
1:A:26:ASN:O	1:A:28:LEU:N	2.44	0.51
1:A:148:SER:OG	1:A:149:ALA:N	2.43	0.51
1:A:269:ARG:CZ	4:D:222:LEU:CD2	2.89	0.51
1:A:310:LYS:H	16:V:28:GLU:CB	2.24	0.51
1:A:325:ASN:ND2	1:A:328:MET:CE	2.73	0.51
24:A:1043:PQ9:H293	23:D:1039:PHO:HBA2	1.91	0.51
2:B:27:THR:HG23	22:B:1013:CLA:HBC3	1.93	0.51
2:B:271:THR:O	2:B:274:GLN:HB2	2.11	0.51
2:B:418:LYS:O	2:B:419:SER:C	2.48	0.51
22:B:1011:CLA:OBD	22:B:1013:CLA:H12	2.10	0.51
3:C:274:TYR:CE1	22:C:1029:CLA:O1D	2.62	0.51
22:C:1028:CLA:NB	29:C:1056:DGD:HA42	2.26	0.51
22:C:1035:CLA:H93	25:C:1052:BCR:H402	1.87	0.51
4:D:274:VAL:HG13	24:D:1042:PQ9:H262	1.93	0.51
14:T:22:PHE:C	14:T:23:PHE:HD2	2.14	0.51
15:U:31:ASN:HD22	15:U:31:ASN:C	2.14	0.51
20:Z:12:LEU:HA	20:Z:50:LEU:HD13	1.93	0.51

Continued on next page...

Continued from previous page...

Atom-1	Atom-2	Interatomic distance (Å)	Clash overlap (Å)
1:A:115:ILE:HG21	1:A:174:LEU:HD13	1.93	0.51
1:A:333:GLU:OE1	3:C:354:GLU:OE1	2.28	0.51
2:B:24:LEU:HB2	22:B:1023:CLA:HED1	1.92	0.51
2:B:24:LEU:HD22	2:B:114:HIS:HD2	1.75	0.51
2:B:338:GLN:HA	2:B:338:GLN:NE2	2.16	0.51
22:B:1016:CLA:C1A	22:B:1016:CLA:CGA	2.88	0.51
5:E:23:HIS:HB3	5:E:27:ILE:CD1	2.40	0.51
7:H:38:PHE:O	7:H:41:PHE:N	2.41	0.51
8:I:11:VAL:O	8:I:15:PHE:CD1	2.64	0.51
10:K:20:PRO:O	10:K:23:ASP:HB2	2.11	0.51
22:K:1034:CLA:C4D	22:K:1034:CLA:O2A	2.59	0.51
14:T:11:ALA:O	14:T:13:ILE:N	2.44	0.51
16:V:58:LEU:O	16:V:60:GLN:N	2.44	0.51
1:A:41:LEU:O	1:A:45:THR:HG22	2.11	0.51
1:A:76:ASN:HB2	4:D:298:PHE:HE1	1.76	0.51
1:A:143:ILE:HD11	4:D:253:TRP:CZ2	2.46	0.51
1:A:216:GLY:HA2	4:D:268:HIS:O	2.11	0.51
1:A:338:ASN:O	1:A:339:PHE:CD2	2.64	0.51
2:B:74:SER:O	2:B:76:SER:N	2.44	0.51
2:B:302:TRP:CE3	2:B:305:ILE:HD12	2.45	0.51
22:B:1010:CLA:O2D	22:B:1010:CLA:H2A	2.11	0.51
22:B:1016:CLA:C9	22:D:1008:CLA:H201	2.40	0.51
22:B:1018:CLA:HHC	22:B:1018:CLA:CBB	2.20	0.51
3:C:48:LYS:CG	3:C:49:LEU:HD12	2.38	0.51
3:C:72:LEU:HD23	3:C:72:LEU:C	2.31	0.51
3:C:185:LEU:CG	3:C:199:ILE:HD11	2.38	0.51
3:C:318:LEU:HD11	3:C:380:ILE:HG12	1.92	0.51
5:E:73:LYS:O	5:E:76:VAL:CG2	2.54	0.51
5:E:84:LYS:NZ	16:V:27:ALA:O	2.43	0.51
12:M:18:PRO:HG2	12:M:19:SER:N	2.26	0.51
12:M:18:PRO:O	12:M:21:PHE:HB3	2.11	0.51
13:O:80:GLU:HB2	13:O:92:VAL:HG23	1.93	0.51
16:V:90:PRO:HD2	16:V:92:ARG:CZ	2.40	0.51
19:N:2:UNK:O	19:N:3:UNK:O	2.28	0.51
20:Z:4:LEU:C	20:Z:4:LEU:HD12	2.32	0.51
1:A:29:TYR:H	4:D:255:GLN:HB3	1.75	0.50
1:A:64:ARG:HH21	13:O:98:THR:HG21	1.76	0.50
1:A:76:ASN:HB2	1:A:79:THR:HG23	1.91	0.50
2:B:21:ALA:HA	2:B:24:LEU:HD23	1.94	0.50
2:B:340:TRP:HE1	2:B:428:GLU:HB3	1.76	0.50
2:B:454:ALA:C	2:B:456:ALA:N	2.65	0.50

Continued on next page...

Continued from previous page...

Atom-1	Atom-2	Interatomic distance (Å)	Clash overlap (Å)
2:B:467:ILE:HD13	4:D:126:MET:SD	2.52	0.50
3:C:251:HIS:HE1	22:C:1030:CLA:NA	2.09	0.50
22:D:1005:CLA:HBC2	22:D:1005:CLA:CHD	2.41	0.50
7:H:43:LEU:CD2	17:X:19:PHE:CZ	2.92	0.50
13:O:97:VAL:HG12	13:O:98:THR:N	2.25	0.50
13:O:137:ALA:O	13:O:138:GLY:O	2.28	0.50
14:T:22:PHE:N	14:T:22:PHE:CD1	2.79	0.50
18:Y:43:ARG:N	18:Y:43:ARG:CZ	2.74	0.50
1:A:269:ARG:HG3	4:D:235:PHE:HB2	1.94	0.50
1:A:325:ASN:HB3	3:C:412:THR:HG21	1.93	0.50
22:A:1003:CLA:HMB2	22:D:1004:CLA:CMB	2.38	0.50
2:B:106:LEU:HD12	25:B:1048:BCR:C35	2.42	0.50
22:B:1010:CLA:HBD	22:B:1010:CLA:HAA2	1.92	0.50
22:B:1019:CLA:HMD1	28:B:1060:MGE:H2G	1.94	0.50
22:B:1023:CLA:ND	22:B:1024:CLA:HMC1	2.25	0.50
22:C:1025:CLA:O1A	22:C:1026:CLA:OBD	2.29	0.50
4:D:37:LEU:CD1	4:D:125:PHE:HB2	2.41	0.50
4:D:331:PRO:HA	4:D:339:PHE:HB2	1.92	0.50
15:U:37:GLN:O	15:U:38:TYR:CG	2.64	0.50
15:U:39:ARG:HH11	15:U:39:ARG:HG3	1.76	0.50
15:U:50:VAL:C	15:U:51:LYS:O	2.46	0.50
20:Z:52:LEU:O	20:Z:55:GLY:HA3	2.11	0.50
22:B:1021:CLA:H112	28:B:1060:MGE:H131	1.94	0.50
3:C:62:PHE:CZ	10:K:28:ILE:HB	2.46	0.50
3:C:84:GLN:O	3:C:85:GLY:C	2.50	0.50
3:C:274:TYR:CE1	22:C:1029:CLA:OBD	2.64	0.50
3:C:297:TYR:HA	3:C:302:TYR:CE2	2.46	0.50
3:C:328:VAL:HG12	3:C:340:TYR:HB2	1.91	0.50
25:D:1050:BCR:C38	25:D:1050:BCR:C23	2.59	0.50
9:J:8:ILE:H	9:J:8:ILE:HD12	1.76	0.50
10:K:21:LEU:O	10:K:24:VAL:N	2.44	0.50
10:K:28:ILE:HD13	10:K:31:LEU:CD1	2.38	0.50
12:M:11:THR:O	12:M:14:PHE:HB3	2.10	0.50
13:O:105:ASP:O	13:O:106:GLN:HB2	2.12	0.50
13:O:242:GLU:HG3	13:O:262:GLN:HG2	1.93	0.50
1:A:53:ILE:HA	1:A:71:LEU:CD1	2.41	0.50
1:A:116:ILE:CG2	1:A:117:PHE:N	2.74	0.50
1:A:239:PHE:CZ	4:D:247:VAL:HA	2.47	0.50
2:B:38:ALA:O	2:B:42:LEU:HB2	2.10	0.50
2:B:153:PHE:HD1	2:B:157:HIS:HB3	1.76	0.50
2:B:311:PHE:HA	2:B:430:PHE:CZ	2.46	0.50

Continued on next page...

Continued from previous page...

Atom-1	Atom-2	Interatomic distance (Å)	Clash overlap (Å)
2:B:327:THR:HG21	12:M:4:ASN:HD22	1.75	0.50
3:C:49:LEU:CD1	22:C:1035:CLA:CMA	2.88	0.50
22:C:1031:CLA:C14	25:C:1054:BCR:H361	2.40	0.50
4:D:213:ILE:HG23	4:D:214:HIS:N	2.26	0.50
4:D:214:HIS:O	4:D:217:THR:HG22	2.11	0.50
24:D:1042:PQ9:H252	28:L:1061:MGE:CGB	2.41	0.50
9:J:23:VAL:CG1	9:J:24:ILE:N	2.75	0.50
15:U:58:VAL:HB	15:U:59:GLU:OE2	2.11	0.50
1:A:128:GLY:C	1:A:130:GLN:H	2.13	0.50
1:A:147:TYR:O	1:A:150:PRO:HD2	2.11	0.50
1:A:244:GLU:HG2	4:D:264:LYS:HZ1	1.76	0.50
2:B:28:ALA:HB2	2:B:107:LEU:HB2	1.93	0.50
22:B:1018:CLA:HAA2	22:B:1018:CLA:HBD	1.94	0.50
3:C:177:ALA:O	3:C:181:PHE:N	2.24	0.50
3:C:222:GLY:HA3	3:C:225:VAL:CG2	2.41	0.50
4:D:173:PHE:HD1	23:D:1039:PHO:H13	1.76	0.50
4:D:317:LYS:HG2	27:D:1064:IOD:I	2.82	0.50
5:E:74:GLN:O	5:E:75:GLN:C	2.48	0.50
13:O:62:GLN:HA	13:O:62:GLN:NE2	2.26	0.50
16:V:38:LEU:HB3	16:V:43:LYS:O	2.11	0.50
18:Y:43:ARG:HG2	18:Y:44:GLY:H	1.73	0.50
1:A:111:PRO:O	1:A:112:TYR:C	2.48	0.50
1:A:205:VAL:HG13	1:A:206:PHE:H	1.77	0.50
2:B:153:PHE:CA	22:B:1014:CLA:HMC3	2.42	0.50
2:B:292:LEU:C	2:B:294:SER:H	2.15	0.50
22:B:1019:CLA:HBB2	22:B:1021:CLA:CMB	2.41	0.50
22:B:1021:CLA:H2	22:B:1021:CLA:CMA	2.41	0.50
3:C:309:ALA:O	3:C:312:ALA:N	2.44	0.50
22:C:1033:CLA:H2	22:C:1033:CLA:H72	1.92	0.50
22:C:1037:CLA:CB	22:C:1037:CLA:CHD	2.76	0.50
25:C:1054:BCR:C23	25:C:1054:BCR:H402	2.31	0.50
4:D:15:PHE:O	4:D:18:LEU:N	2.45	0.50
4:D:29:PHE:CD2	4:D:30:VAL:N	2.79	0.50
5:E:32:ILE:HG22	5:E:33:ALA:N	2.26	0.50
12:M:18:PRO:HG2	12:M:19:SER:H	1.77	0.50
13:O:154:SER:O	13:O:168:PHE:HA	2.11	0.50
13:O:182:PHE:C	13:O:182:PHE:CD2	2.85	0.50
13:O:206:GLU:O	13:O:207:GLU:HB3	2.11	0.50
14:T:8:PHE:HE1	27:T:1066:IOD:I	2.63	0.50
16:V:151:ILE:HD13	16:V:151:ILE:N	2.23	0.50
1:A:33:PHE:HB2	1:A:129:ARG:HB2	1.94	0.50

Continued on next page...

Continued from previous page...

Atom-1	Atom-2	Interatomic distance (Å)	Clash overlap (Å)
1:A:71:LEU:O	14:T:3:THR:HG21	2.11	0.50
1:A:202:VAL:HG22	1:A:206:PHE:CD1	2.46	0.50
1:A:214:MET:O	1:A:217:SER:N	2.43	0.50
1:A:221:SER:HA	4:D:139:ARG:HB2	1.93	0.50
2:B:57:ARG:HD2	2:B:311:PHE:CZ	2.46	0.50
2:B:256:MET:HE1	2:B:268:PHE:CE2	2.47	0.50
2:B:308:LYS:O	2:B:312:TYR:HD2	1.94	0.50
2:B:434:THR:OG1	13:O:204:LYS:HD3	2.11	0.50
22:B:1011:CLA:C1D	22:B:1013:CLA:C4	2.89	0.50
22:B:1023:CLA:C4C	22:B:1024:CLA:HBC1	2.41	0.50
3:C:348:GLU:H	13:O:42:ALA:HB3	1.76	0.50
3:C:359:TRP:HZ3	13:O:33:TYR:HH	1.58	0.50
3:C:438:LEU:O	3:C:442:LEU:HD12	2.11	0.50
4:D:194:ASN:O	4:D:195:PRO:C	2.50	0.50
4:D:196:PHE:HB3	4:D:281:MET:O	2.12	0.50
28:D:1062:MGE:H7A2	14:T:21:ILE:HD11	1.94	0.50
8:I:30:ARG:HG3	8:I:30:ARG:NH1	2.25	0.50
13:O:52:ALA:HA	13:O:230:VAL:O	2.11	0.50
13:O:55:ALA:HB2	13:O:163:THR:HB	1.94	0.50
15:U:64:ILE:HB	15:U:67:LEU:CD1	2.38	0.50
18:Y:43:ARG:CD	20:Z:31:GLN:NE2	2.75	0.50
1:A:55:ALA:H	1:A:70:SER:HB2	1.77	0.50
1:A:120:LEU:HD11	1:A:155:PHE:CE1	2.46	0.50
1:A:139:MET:O	1:A:140:ARG:C	2.48	0.50
2:B:456:ALA:CA	29:B:1058:DGD:HBV1	2.42	0.50
3:C:222:GLY:HA3	29:C:1055:DGD:O1B	2.12	0.50
3:C:274:TYR:HE2	22:C:1031:CLA:HMC2	1.74	0.50
3:C:307:PRO:HA	3:C:358:PHE:CE1	2.47	0.50
22:C:1031:CLA:H142	25:C:1054:BCR:H362	1.91	0.50
29:C:1057:DGD:HB81	28:D:1059:MGE:C8B	2.24	0.50
4:D:218:VAL:CG1	4:D:219:GLU:N	2.74	0.50
4:D:269:PHE:O	4:D:272:LEU:N	2.38	0.50
7:H:35:MET:SD	25:H:1049:BCR:H333	2.51	0.50
10:K:31:LEU:O	10:K:34:ALA:HB3	2.12	0.50
11:L:5:PRO:O	11:L:7:ARG:N	2.44	0.50
13:O:150:ASN:HD22	13:O:173:ASN:CB	2.24	0.50
13:O:200:LEU:HB3	13:O:203:ALA:HB2	1.94	0.50
13:O:221:GLY:O	13:O:222:GLN:CB	2.59	0.50
15:U:32:ILE:O	15:U:32:ILE:HG12	2.12	0.50
15:U:42:TYR:O	15:U:43:PRO:C	2.50	0.50
16:V:36:VAL:HG12	16:V:150:LYS:HE3	1.93	0.50

Continued on next page...

Continued from previous page...

Atom-1	Atom-2	Interatomic distance (Å)	Clash overlap (Å)
16:V:46:THR:O	16:V:47:LEU:CB	2.58	0.50
16:V:58:LEU:O	16:V:59:PHE:C	2.49	0.50
1:A:126:TYR:O	1:A:126:TYR:CD2	2.58	0.50
1:A:189:GLU:O	3:C:411:ALA:HB2	2.11	0.50
1:A:322:ASN:OD1	3:C:412:THR:HB	2.12	0.50
22:B:1012:CLA:HMB1	22:B:1015:CLA:HBB1	1.90	0.50
22:B:1021:CLA:O1A	22:B:1021:CLA:C2	2.60	0.50
3:C:63:TRP:HE1	22:C:1028:CLA:C3C	2.24	0.50
3:C:73:ALA:O	10:K:10:LYS:N	2.45	0.50
4:D:191:TRP:HH2	4:D:285:GLY:HA3	1.77	0.50
8:I:29:ALA:O	8:I:30:ARG:CB	2.59	0.50
9:J:19:MET:O	9:J:23:VAL:N	2.45	0.50
11:L:20:GLY:HA3	12:M:22:LEU:CD1	2.42	0.50
1:A:200:LEU:HD11	29:C:1057:DGD:HA92	1.93	0.49
1:A:205:VAL:HG13	1:A:206:PHE:N	2.27	0.49
1:A:224:ILE:CD1	1:A:225:ARG:H	2.24	0.49
1:A:279:ARG:NE	23:A:1038:PHO:HMC1	2.27	0.49
3:C:79:LYS:HB3	3:C:84:GLN:HE21	1.75	0.49
3:C:146:PHE:O	3:C:147:PHE:CB	2.59	0.49
3:C:152:LYS:O	3:C:154:LYS:N	2.45	0.49
3:C:175:LEU:HD23	3:C:176:VAL:N	2.27	0.49
3:C:324:LEU:CD2	15:U:32:ILE:HD13	2.43	0.49
22:C:1027:CLA:C15	25:Z:1053:BCR:C33	2.87	0.49
4:D:300:SER:HA	12:M:2:GLU:O	2.12	0.49
5:E:27:ILE:HG13	31:F:1040:HEM:HMB1	1.94	0.49
5:E:51:ARG:O	5:E:53:ASP:N	2.45	0.49
13:O:59:ASP:HB2	13:O:62:GLN:HB2	1.94	0.49
13:O:181:ASN:O	13:O:182:PHE:CB	2.60	0.49
15:U:84:VAL:CG1	15:U:85:THR:N	2.75	0.49
16:V:35:THR:HG23	16:V:46:THR:HA	1.94	0.49
1:A:53:ILE:HA	1:A:71:LEU:HD13	1.93	0.49
1:A:227:THR:OG1	1:A:228:THR:N	2.45	0.49
1:A:302:PHE:HB3	1:A:305:SER:OG	2.12	0.49
2:B:308:LYS:HG2	2:B:312:TYR:CE2	2.47	0.49
2:B:363:PHE:HD2	2:B:363:PHE:H	1.57	0.49
22:B:1015:CLA:HBB1	22:B:1015:CLA:HHC	1.95	0.49
22:B:1020:CLA:O2A	22:B:1020:CLA:C4	2.59	0.49
4:D:26:ARG:HH11	4:D:26:ARG:HG3	1.76	0.49
4:D:32:TRP:CE3	4:D:35:ILE:HD11	2.47	0.49
4:D:33:SER:OG	4:D:128:ARG:HG3	2.11	0.49
4:D:48:TRP:CZ2	4:D:52:THR:HG21	2.47	0.49

Continued on next page...

Continued from previous page...

Atom-1	Atom-2	Interatomic distance (Å)	Clash overlap (Å)
4:D:103:ARG:HD3	4:D:106:GLN:HE21	1.74	0.49
4:D:246:MET:CE	4:D:264:LYS:HD3	2.43	0.49
4:D:261:PHE:HB2	24:D:1042:PQ9:C10	2.42	0.49
5:E:34:GLY:HA2	6:F:32:PHE:CD1	2.46	0.49
7:H:38:PHE:CZ	7:H:42:LEU:HD21	2.47	0.49
13:O:111:LEU:HD11	13:O:119:LEU:HB3	1.94	0.49
16:V:67:HIS:CE1	16:V:80:LEU:HD11	2.47	0.49
1:A:321:ILE:CD1	4:D:176:ALA:HB1	2.17	0.49
25:A:1044:BCR:C8	25:A:1044:BCR:C33	2.86	0.49
2:B:277:SER:C	2:B:279:TYR:H	2.13	0.49
2:B:325:PHE:O	2:B:327:THR:HG23	2.12	0.49
22:B:1021:CLA:O1A	22:B:1021:CLA:O2D	2.30	0.49
29:B:1058:DGD:C6D	29:B:1058:DGD:C5E	2.90	0.49
3:C:39:ASN:CB	22:C:1032:CLA:HBA1	2.35	0.49
3:C:62:PHE:HB2	3:C:122:SER:CB	2.42	0.49
3:C:71:GLU:OE1	3:C:89:ILE:HB	2.12	0.49
3:C:146:PHE:C	3:C:147:PHE:CG	2.85	0.49
3:C:344:SER:OG	3:C:345:PRO:HD2	2.12	0.49
22:C:1027:CLA:H141	25:Z:1053:BCR:H333	1.94	0.49
4:D:109:GLY:C	4:D:111:TRP:N	2.62	0.49
4:D:195:PRO:HA	4:D:198:MET:SD	2.53	0.49
4:D:249:ALA:O	4:D:252:PHE:HB3	2.11	0.49
5:E:65:LEU:HD13	5:E:66:VAL:N	2.27	0.49
6:F:29:PRO:O	6:F:32:PHE:HB3	2.11	0.49
7:H:19:GLY:O	7:H:21:VAL:HG12	2.11	0.49
7:H:34:PHE:CD2	22:H:1017:CLA:HAC1	2.47	0.49
7:H:54:ILE:HG22	7:H:55:LEU:N	2.27	0.49
9:J:38:SER:O	9:J:39:SER:CB	2.59	0.49
13:O:125:ASP:CG	13:O:126:GLY:N	2.66	0.49
13:O:223:ILE:HG22	13:O:243:SER:CB	2.36	0.49
15:U:94:GLY:O	15:U:95:GLY:C	2.51	0.49
20:Z:25:VAL:O	20:Z:28:ALA:HB3	2.12	0.49
1:A:135:TYR:CD1	3:C:449:ARG:HG3	2.48	0.49
1:A:159:LEU:C	1:A:162:PRO:HD2	2.33	0.49
1:A:215:HIS:O	1:A:219:VAL:HG23	2.11	0.49
1:A:218:LEU:N	1:A:218:LEU:CD2	2.75	0.49
1:A:279:ARG:CZ	1:A:283:VAL:HG21	2.42	0.49
22:A:1006:CLA:H143	24:A:1043:PQ9:H443	1.94	0.49
2:B:16:PRO:O	2:B:20:ILE:HG12	2.12	0.49
2:B:53:ASN:N	2:B:54:PRO:CD	2.74	0.49
22:B:1021:CLA:HAA2	22:B:1021:CLA:HBD	1.94	0.49

Continued on next page...

Continued from previous page...

Atom-1	Atom-2	Interatomic distance (Å)	Clash overlap (Å)
3:C:45:LEU:CD2	3:C:141:GLU:OE1	2.60	0.49
3:C:315:MET:HE2	3:C:319:ILE:HG13	1.94	0.49
22:C:1027:CLA:H141	25:Z:1053:BCR:C33	2.42	0.49
4:D:230:SER:C	4:D:232:PHE:H	2.15	0.49
22:D:1005:CLA:HMA2	24:D:1042:PQ9:C44	2.40	0.49
10:K:37:PHE:HB2	25:K:1051:BCR:H401	1.94	0.49
18:Y:28:ILE:HG12	18:Y:29:GLY:N	2.27	0.49
2:B:168:VAL:CG1	2:B:169:SER:N	2.76	0.49
2:B:308:LYS:HG2	2:B:312:TYR:HE2	1.78	0.49
22:B:1011:CLA:H11	22:B:1011:CLA:C4A	2.42	0.49
22:B:1019:CLA:HMA1	22:B:1020:CLA:C2C	2.43	0.49
3:C:179:ALA:CA	3:C:199:ILE:HD13	2.42	0.49
3:C:265:ILE:CG2	3:C:270:ALA:CB	2.90	0.49
22:C:1030:CLA:CHD	22:C:1030:CLA:HBC3	2.37	0.49
5:E:10:PHE:O	5:E:11:SER:C	2.51	0.49
5:E:31:PHE:O	6:F:35:GLY:HA3	2.13	0.49
6:F:19:ARG:HH22	31:F:1040:HEM:CAC	2.17	0.49
13:O:100:GLU:C	13:O:102:THR:H	2.16	0.49
16:V:138:LEU:O	16:V:139:VAL:C	2.50	0.49
1:A:71:LEU:HD12	1:A:71:LEU:H	1.77	0.49
1:A:113:GLN:HA	1:A:116:ILE:HG22	1.95	0.49
1:A:183:MET:C	22:A:1003:CLA:HBC1	2.32	0.49
1:A:219:VAL:HB	4:D:268:HIS:HB3	1.95	0.49
1:A:224:ILE:HB	1:A:245:THR:O	2.12	0.49
1:A:265:PHE:CE1	24:A:1043:PQ9:H143	2.48	0.49
1:A:303:ASN:N	1:A:303:ASN:ND2	2.60	0.49
2:B:97:ALA:O	2:B:99:ALA:N	2.45	0.49
3:C:187:ASP:CG	3:C:190:ALA:H	2.15	0.49
3:C:209:ILE:HD12	3:C:239:TRP:CD1	2.48	0.49
3:C:270:ALA:O	3:C:273:SER:HB3	2.12	0.49
3:C:286:ALA:HB2	22:C:1026:CLA:HMD3	1.94	0.49
3:C:296:VAL:HG23	3:C:297:TYR:HD1	1.70	0.49
3:C:342:MET:HG2	3:C:343:ARG:H	1.77	0.49
3:C:400:PRO:O	3:C:401:LEU:HD22	2.12	0.49
22:C:1027:CLA:HMB2	22:C:1027:CLA:H52	1.93	0.49
4:D:32:TRP:HB2	4:D:131:GLU:OE1	2.11	0.49
4:D:61:HIS:CE1	4:D:80:THR:CG2	2.96	0.49
4:D:73:PHE:HB2	28:D:1059:MGE:H2B2	1.95	0.49
4:D:152:VAL:HB	22:D:1004:CLA:H43	1.94	0.49
24:D:1042:PQ9:H42	24:D:1042:PQ9:H391	0.62	0.49
7:H:34:PHE:CE2	22:H:1017:CLA:HAC1	2.48	0.49

Continued on next page...

Continued from previous page...

Atom-1	Atom-2	Interatomic distance (Å)	Clash overlap (Å)
7:H:40:VAL:O	7:H:44:ILE:HG12	2.13	0.49
13:O:116:ASP:OD2	13:O:157:PRO:HB3	2.12	0.49
13:O:239:GLY:O	13:O:265:PHE:N	2.44	0.49
16:V:96:GLU:O	16:V:99:VAL:N	2.39	0.49
18:Y:43:ARG:N	18:Y:43:ARG:NE	2.61	0.49
1:A:139:MET:HE1	4:D:248:THR:HG22	1.93	0.49
1:A:142:TRP:HE1	4:D:219:GLU:CB	2.25	0.49
1:A:161:TYR:CE2	1:A:186:PHE:HE2	2.30	0.49
1:A:187:GLN:NE2	1:A:193:LEU:HB2	2.27	0.49
1:A:225:ARG:CB	2:B:484:PRO:HD3	2.43	0.49
1:A:271:LEU:O	1:A:272:HIS:C	2.49	0.49
23:A:1038:PHO:O1D	23:A:1038:PHO:C2A	2.57	0.49
2:B:6:TYR:CD2	2:B:6:TYR:N	2.76	0.49
2:B:69:LEU:CD1	22:B:1011:CLA:OBD	2.59	0.49
2:B:115:TRP:HB3	27:B:1067:IOD:I	2.82	0.49
2:B:463:PHE:CE1	22:B:1016:CLA:CBB	2.89	0.49
3:C:29:GLU:HA	3:C:41:ARG:HH11	1.74	0.49
3:C:72:LEU:CD1	3:C:112:PHE:HB2	2.43	0.49
3:C:105:VAL:O	3:C:105:VAL:CG2	2.61	0.49
3:C:438:LEU:CD1	3:C:442:LEU:HD11	2.42	0.49
4:D:101:PHE:O	4:D:101:PHE:CG	2.65	0.49
4:D:273:PHE:CE2	28:L:1061:MGE:H5B1	2.47	0.49
4:D:279:LEU:CD2	23:D:1039:PHO:HMC1	2.43	0.49
9:J:10:LEU:O	9:J:13:VAL:CG1	2.60	0.49
13:O:128:ASP:OD1	13:O:149:LYS:CG	2.61	0.49
16:V:38:LEU:HA	16:V:45:ILE:HD11	1.94	0.49
16:V:64:ALA:O	16:V:68:VAL:N	2.46	0.49
16:V:114:ILE:CD1	31:V:1041:HEM:HBD2	2.43	0.49
16:V:138:LEU:O	16:V:141:ILE:HG22	2.12	0.49
1:A:201:GLY:C	1:A:203:ALA:N	2.65	0.49
2:B:80:ILE:O	2:B:80:ILE:HG22	2.11	0.49
2:B:120:LEU:HD23	2:B:120:LEU:N	2.28	0.49
2:B:201:HIS:HD2	2:B:202:HIS:CD2	2.30	0.49
2:B:354:LEU:C	2:B:355:PHE:CD2	2.84	0.49
2:B:401:PHE:CZ	2:B:406:LEU:HD23	2.47	0.49
2:B:460:LEU:HD12	4:D:159:ILE:CD1	2.42	0.49
3:C:39:ASN:HB3	22:C:1033:CLA:CBB	2.43	0.49
3:C:137:PRO:C	3:C:139:THR:N	2.66	0.49
3:C:149:TYR:O	3:C:150:ASP:HB2	2.13	0.49
3:C:438:LEU:HD13	3:C:442:LEU:HD11	1.94	0.49
4:D:80:THR:HA	4:D:111:TRP:CD1	2.47	0.49

Continued on next page...

Continued from previous page...

Atom-1	Atom-2	Interatomic distance (Å)	Clash overlap (Å)
4:D:88:SER:CA	7:H:50:ASN:HD21	2.03	0.49
4:D:91:LEU:HD23	4:D:93:TRP:CE2	2.47	0.49
22:D:1004:CLA:HBC3	22:D:1004:CLA:HHD	1.95	0.49
6:F:28:VAL:HB	6:F:29:PRO:CD	2.38	0.49
7:H:12:ARG:NH1	7:H:12:ARG:O	2.45	0.49
9:J:39:SER:O	9:J:40:LEU:HD23	2.13	0.49
16:V:62:ALA:CB	31:V:1041:HEM:HBB1	2.42	0.49
18:Y:30:ILE:O	18:Y:30:ILE:HD13	2.12	0.49
18:Y:43:ARG:NH1	18:Y:43:ARG:H	2.09	0.49
1:A:52:PHE:C	1:A:71:LEU:HD12	2.33	0.49
1:A:257:ARG:O	1:A:259:ILE:N	2.46	0.49
2:B:52:LEU:CD2	2:B:311:PHE:HD1	2.20	0.49
2:B:302:TRP:C	2:B:304:ALA:N	2.66	0.49
2:B:338:GLN:O	2:B:339:ALA:HB2	2.13	0.49
2:B:418:LYS:O	2:B:421:ALA:N	2.43	0.49
2:B:457:VAL:CG1	4:D:284:ILE:HG23	2.43	0.49
2:B:462:PHE:HA	22:B:1019:CLA:HMC1	1.95	0.49
22:B:1014:CLA:HBA1	22:B:1014:CLA: CBD	2.43	0.49
22:B:1016:CLA:H51	22:H:1017:CLA:H91	1.76	0.49
3:C:88:LEU:CD1	22:C:1027:CLA:HBC2	2.42	0.49
4:D:148:ALA:CB	4:D:149:PRO:HD3	2.29	0.49
4:D:193:LEU:HA	4:D:198:MET:CE	2.43	0.49
22:K:1034:CLA:O1A	22:K:1034:CLA:O2D	2.30	0.49
12:M:21:PHE:CE1	12:M:25:LEU:HG	2.47	0.49
14:T:19:PHE:N	14:T:19:PHE:HD2	2.10	0.49
16:V:95:ILE:HA	16:V:146:LEU:HD11	1.95	0.49
16:V:103:LYS:CE	16:V:138:LEU:HD12	2.43	0.49
1:A:48:PHE:O	1:A:50:ILE:N	2.46	0.49
1:A:76:ASN:HD21	11:L:33:SER:C	2.15	0.49
1:A:181:ASN:HD21	4:D:317:LYS:HZ2	1.60	0.49
1:A:258:LEU:O	1:A:259:ILE:HG13	2.12	0.49
1:A:290:ILE:HA	1:A:290:ILE:HD12	1.65	0.49
2:B:30:VAL:HG13	22:B:1013:CLA:CMD	2.43	0.49
2:B:95:GLY:O	2:B:99:ALA:HB2	2.13	0.49
2:B:297:THR:HB	2:B:300:GLU:H	1.78	0.49
2:B:486:LEU:O	2:B:488:PRO:HD3	2.12	0.49
22:B:1010:CLA:HED3	22:B:1011:CLA:CMA	2.43	0.49
22:B:1020:CLA:H111	22:B:1020:CLA:H162	1.95	0.49
25:B:1047:BCR:H392	25:B:1047:BCR:C22	2.35	0.49
3:C:70:PHE:CD1	10:K:26:PRO:HG3	2.48	0.49
3:C:181:PHE:O	3:C:182:PHE:HD2	1.96	0.49

Continued on next page...

Continued from previous page...

Atom-1	Atom-2	Interatomic distance (Å)	Clash overlap (Å)
3:C:314:ALA:HB1	3:C:351:PHE:HD1	1.78	0.49
3:C:316:THR:HG21	16:V:74:THR:HG23	1.94	0.49
3:C:437:PHE:O	3:C:440:GLY:N	2.46	0.49
22:C:1030:CLA:HBD	22:C:1030:CLA:HAA1	1.95	0.49
22:C:1031:CLA:HMA2	22:C:1031:CLA:H2	1.92	0.49
4:D:16:ASP:O	4:D:20:ASP:N	2.45	0.49
4:D:33:SER:OG	4:D:128:ARG:HG2	2.12	0.49
4:D:88:SER:HB2	5:E:69:ARG:NH2	2.28	0.49
4:D:302:GLU:O	4:D:305:ALA:HB3	2.13	0.49
22:D:1005:CLA:H202	22:D:1005:CLA:C15	2.42	0.49
7:H:4:ARG:O	7:H:5:THR:CG2	2.60	0.49
8:I:10:ILE:HD13	8:I:10:ILE:N	2.28	0.49
13:O:148:VAL:HA	13:O:172:PHE:CE2	2.47	0.49
15:U:25:ILE:HD11	15:U:34:ALA:O	2.13	0.49
16:V:70:GLY:O	16:V:157:GLY:O	2.30	0.49
16:V:109:ASP:OD1	16:V:111:GLU:HG3	2.12	0.49
20:Z:53:VAL:HG12	20:Z:57:LEU:HD12	1.95	0.49
1:A:76:ASN:ND2	11:L:33:SER:CB	2.67	0.48
1:A:78:ILE:N	1:A:78:ILE:CD1	2.76	0.48
1:A:148:SER:O	1:A:149:ALA:C	2.50	0.48
1:A:195:HIS:CE1	1:A:197:PHE:HB2	2.48	0.48
1:A:303:ASN:OD1	1:A:322:ASN:ND2	2.46	0.48
1:A:316:THR:C	1:A:318:ALA:H	2.15	0.48
2:B:149:LEU:CD2	22:B:1011:CLA:HBC1	2.43	0.48
2:B:174:LEU:CD2	2:B:312:TYR:CE1	2.95	0.48
2:B:327:THR:HG23	11:L:37:ASN:ND2	2.28	0.48
22:B:1009:CLA:CMB	25:H:1049:BCR:C27	2.69	0.48
22:B:1019:CLA:CBA	22:B:1019:CLA:CBD	2.92	0.48
3:C:189:TRP:O	3:C:190:ALA:C	2.51	0.48
3:C:284:PHE:HE1	3:C:431:PHE:CD2	2.31	0.48
3:C:311:GLN:O	3:C:314:ALA:HB3	2.13	0.48
3:C:315:MET:HA	3:C:315:MET:CE	2.43	0.48
22:C:1028:CLA:H18	29:C:1056:DGD:HA51	1.94	0.48
22:C:1035:CLA:CMB	25:C:1052:BCR:C27	2.90	0.48
4:D:54:PHE:CB	5:E:47:PHE:CD1	2.96	0.48
22:D:1005:CLA:CBA	24:D:1042:PQ9:H412	2.38	0.48
15:U:16:LYS:HZ1	15:U:85:THR:HB	1.78	0.48
20:Z:14:ILE:O	20:Z:18:VAL:HG23	2.13	0.48
20:Z:15:LEU:HD11	20:Z:46:LEU:HG	1.95	0.48
1:A:84:PRO:HA	1:A:112:TYR:CG	2.48	0.48
25:A:1044:BCR:HC7	8:I:15:PHE:HZ	1.78	0.48

Continued on next page...

Continued from previous page...

Atom-1	Atom-2	Interatomic distance (Å)	Clash overlap (Å)
2:B:18:ARG:NH1	11:L:4:ASN:HB3	2.28	0.48
2:B:355:PHE:CD2	2:B:355:PHE:N	2.81	0.48
2:B:384:ARG:CD	15:U:102:LEU:HD21	2.42	0.48
22:B:1010:CLA:O2D	22:B:1010:CLA:O1A	2.30	0.48
3:C:50:LEU:CD2	3:C:51:GLY:HA2	2.43	0.48
3:C:459:ILE:N	4:D:224:GLN:H	2.08	0.48
22:C:1035:CLA:H93	25:C:1052:BCR:C40	2.42	0.48
4:D:53:THR:CG2	4:D:67:TYR:HD2	2.26	0.48
4:D:319:LEU:O	4:D:323:GLU:HG3	2.13	0.48
24:D:1042:PQ9:C24	28:L:1061:MGE:CGB	2.81	0.48
7:H:38:PHE:O	7:H:41:PHE:HB3	2.14	0.48
11:L:5:PRO:HG2	11:L:6:ASN:H	1.78	0.48
13:O:172:PHE:CG	13:O:221:GLY:HA3	2.48	0.48
15:U:44:THR:O	15:U:45:LEU:C	2.51	0.48
16:V:148:GLU:N	16:V:149:PRO:HD2	2.29	0.48
20:Z:37:LYS:HG3	20:Z:38:GLN:N	2.28	0.48
1:A:37:MET:O	1:A:38:ILE:C	2.51	0.48
1:A:308:ASP:OD1	1:A:312:ASN:O	2.31	0.48
1:A:323:ARG:NE	4:D:332:GLN:HE22	2.11	0.48
23:A:1038:PHO:C4C	4:D:209:LEU:HG	2.43	0.48
2:B:137:LYS:HG3	2:B:217:ILE:HA	1.95	0.48
2:B:257:TRP:CD2	4:D:291:LEU:HD22	2.48	0.48
2:B:271:THR:HG23	2:B:274:GLN:CB	2.42	0.48
2:B:324:LEU:HA	4:D:293:LEU:CD2	2.31	0.48
22:B:1015:CLA:OBD	22:B:1015:CLA:CED	2.38	0.48
3:C:406:SER:CB	29:C:1056:DGD:HE1	2.39	0.48
4:D:24:ARG:HA	4:D:24:ARG:HE	1.77	0.48
4:D:302:GLU:HA	4:D:305:ALA:HB2	1.96	0.48
4:D:342:PRO:HD2	4:D:345:VAL:HG21	1.94	0.48
23:D:1039:PHO:HMA3	22:D:1004:CLA:C14	2.39	0.48
22:D:1008:CLA:H61	22:D:1008:CLA:H101	1.69	0.48
5:E:13:ILE:CG1	5:E:19:TYR:HB2	2.43	0.48
6:F:19:ARG:NH2	6:F:20:TRP:CD1	2.81	0.48
13:O:69:LEU:HD11	13:O:71:LEU:CD2	2.43	0.48
16:V:35:THR:CA	16:V:46:THR:HA	2.43	0.48
16:V:39:ASN:HD22	16:V:40:SER:H	1.59	0.48
16:V:160:LYS:O	16:V:163:TYR:HB2	2.13	0.48
1:A:129:ARG:O	4:D:256:ILE:HD13	2.13	0.48
1:A:200:LEU:CD2	29:C:1057:DGD:HBW2	2.43	0.48
2:B:5:TRP:CD1	2:B:5:TRP:N	2.76	0.48
2:B:373:LYS:H	2:B:373:LYS:HG2	1.32	0.48

Continued on next page...

Continued from previous page...

Atom-1	Atom-2	Interatomic distance (Å)	Clash overlap (Å)
22:B:1022:CLA:H62	22:B:1022:CLA:H141	1.75	0.48
3:C:46:SER:OG	3:C:141:GLU:CB	2.60	0.48
3:C:87:ILE:O	3:C:90:PRO:CG	2.61	0.48
3:C:155:ASN:O	3:C:158:THR:CG2	2.61	0.48
3:C:414:ILE:CG2	3:C:415:ASN:N	2.76	0.48
3:C:449:ARG:HB2	22:C:1029:CLA:CED	2.43	0.48
4:D:17:ILE:HD12	17:X:41:SER:HG	1.79	0.48
25:D:1050:BCR:C20	28:D:1059:MGE:C5A	2.88	0.48
6:F:22:ALA:C	6:F:24:HIS:N	2.62	0.48
25:K:1051:BCR:C8	25:K:1051:BCR:H311	2.44	0.48
11:L:36:PHE:CZ	14:T:2:GLU:HB3	2.48	0.48
13:O:162:ILE:CD1	13:O:269:ILE:HD12	2.43	0.48
16:V:160:LYS:N	16:V:163:TYR:CE1	2.78	0.48
18:Y:19:ILE:HG22	18:Y:20:ALA:N	2.28	0.48
1:A:118:HIS:O	1:A:121:LEU:HB3	2.13	0.48
1:A:184:ILE:CD1	4:D:186:GLN:HE22	2.26	0.48
2:B:62:VAL:HG13	22:B:1013:CLA:HED2	1.95	0.48
2:B:196:GLY:C	2:B:198:VAL:H	2.17	0.48
2:B:326:ARG:HH11	4:D:297:ASP:CA	2.11	0.48
3:C:46:SER:CB	3:C:141:GLU:N	2.77	0.48
3:C:171:GLY:O	3:C:172:ALA:C	2.52	0.48
3:C:212:TYR:HB3	3:C:223:TRP:O	2.13	0.48
22:C:1026:CLA:H122	22:C:1026:CLA:C6	2.44	0.48
4:D:209:LEU:HD23	4:D:209:LEU:C	2.33	0.48
23:D:1039:PHO:HMA2	22:D:1004:CLA:H102	1.94	0.48
5:E:7:GLU:OE2	6:F:19:ARG:HB2	2.13	0.48
8:I:16:VAL:O	8:I:20:VAL:CG2	2.61	0.48
1:A:96:ILE:HD12	22:A:1007:CLA:CMD	2.43	0.48
1:A:142:TRP:CH2	26:A:1063:LHG:HC5	2.47	0.48
1:A:279:ARG:CG	4:D:212:ALA:HB2	2.43	0.48
2:B:18:ARG:HH11	11:L:4:ASN:HD22	1.60	0.48
2:B:25:MET:O	2:B:28:ALA:N	2.47	0.48
2:B:83:GLU:HG2	2:B:86:ILE:CD1	2.32	0.48
2:B:135:LEU:HA	2:B:138:MET:HB3	1.95	0.48
22:B:1018:CLA:H18	22:B:1023:CLA:HMD2	1.95	0.48
3:C:176:VAL:HA	3:C:234:VAL:HG23	1.95	0.48
3:C:272:LEU:HD12	3:C:272:LEU:O	2.13	0.48
3:C:370:ARG:HG3	3:C:371:GLY:N	2.28	0.48
3:C:465:PRO:O	3:C:469:MET:HG3	2.13	0.48
22:C:1032:CLA:H3A	22:C:1032:CLA:HBA2	1.40	0.48
25:D:1050:BCR:H363	6:F:30:THR:HG23	1.94	0.48

Continued on next page...

Continued from previous page...

Atom-1	Atom-2	Interatomic distance (Å)	Clash overlap (Å)
5:E:47:PHE:O	5:E:49:THR:N	2.41	0.48
7:H:7:LEU:HA	7:H:10:ILE:HD12	1.94	0.48
8:I:1:MET:O	8:I:3:THR:N	2.47	0.48
11:L:8:GLN:HE21	11:L:8:GLN:N	2.07	0.48
13:O:147:THR:OG1	13:O:149:LYS:HG3	2.13	0.48
15:U:100:ASN:OD1	15:U:100:ASN:O	2.32	0.48
18:Y:35:ILE:HD13	18:Y:35:ILE:C	2.34	0.48
1:A:161:TYR:CZ	1:A:186:PHE:HE2	2.31	0.48
1:A:272:HIS:NE2	4:D:214:HIS:NE2	2.61	0.48
1:A:302:PHE:N	1:A:302:PHE:CD1	2.82	0.48
1:A:340:PRO:HG3	3:C:317:PHE:CZ	2.48	0.48
22:A:1006:CLA:HED3	4:D:175:VAL:HG13	1.96	0.48
2:B:8:VAL:HG21	22:B:1022:CLA:C3D	2.44	0.48
2:B:12:LEU:CD1	22:B:1020:CLA:HMC2	2.39	0.48
2:B:27:THR:HG22	2:B:107:LEU:HD13	1.96	0.48
2:B:61:PHE:C	2:B:64:PRO:HD2	2.34	0.48
2:B:162:PHE:CD2	22:B:1014:CLA:HBC1	2.48	0.48
3:C:263:ALA:HB1	3:C:264:PHE:CD2	2.45	0.48
22:C:1037:CLA:H8	22:C:1037:CLA:H142	1.96	0.48
4:D:19:ASP:O	4:D:20:ASP:C	2.51	0.48
4:D:127:LEU:O	4:D:130:PHE:N	2.45	0.48
4:D:155:SER:HA	4:D:159:ILE:CB	2.44	0.48
4:D:183:LEU:HD23	4:D:183:LEU:N	2.14	0.48
9:J:25:VAL:HA	9:J:28:PHE:CD2	2.43	0.48
13:O:128:ASP:OD1	13:O:149:LYS:HG2	2.13	0.48
13:O:163:THR:O	13:O:165:SER:N	2.46	0.48
13:O:224:SER:C	13:O:225:LEU:HD12	2.33	0.48
14:T:1:MET:HG2	14:T:2:GLU:N	2.27	0.48
15:U:78:ASN:O	15:U:80:GLU:N	2.46	0.48
16:V:36:VAL:HG21	16:V:146:LEU:HD12	1.95	0.48
16:V:154:ASP:O	16:V:156:TRP:N	2.47	0.48
18:Y:39:LEU:CD2	20:Z:28:ALA:HB1	2.42	0.48
19:N:1:UNK:O	19:N:2:UNK:CB	2.62	0.48
1:A:124:SER:OG	1:A:155:PHE:HE2	1.97	0.48
1:A:202:VAL:HG22	1:A:206:PHE:HD1	1.78	0.48
2:B:460:LEU:HD23	4:D:280:TRP:CZ3	2.49	0.48
22:B:1022:CLA:C3D	22:B:1022:CLA:H201	2.44	0.48
22:B:1022:CLA:H203	22:B:1022:CLA:C2	2.44	0.48
25:B:1048:BCR:C8	25:B:1048:BCR:C33	2.81	0.48
3:C:87:ILE:O	3:C:91:HIS:CE1	2.66	0.48
3:C:88:LEU:C	3:C:90:PRO:HD2	2.34	0.48

Continued on next page...

Continued from previous page...

Atom-1	Atom-2	Interatomic distance (Å)	Clash overlap (Å)
3:C:305:THR:HG23	3:C:308:GLU:H	1.79	0.48
29:C:1056:DGD:HB1	29:C:1056:DGD:HB81	1.95	0.48
4:D:49:LEU:HD13	25:D:1050:BCR:C15	2.44	0.48
4:D:302:GLU:OE1	13:O:186:LYS:HD3	2.14	0.48
6:F:20:TRP:HE1	31:F:1040:HEM:CHD	2.27	0.48
13:O:69:LEU:HD12	13:O:70:CYS:N	2.28	0.48
14:T:18:PHE:CD1	25:T:6046:BCR:H332	2.48	0.48
15:U:17:LEU:O	15:U:17:LEU:HD23	2.13	0.48
1:A:111:PRO:HG2	1:A:112:TYR:N	2.28	0.48
22:A:1003:CLA:CED	22:A:1003:CLA:CGA	2.92	0.48
24:A:1043:PQ9:H453	24:A:1043:PQ9:H401	1.96	0.48
2:B:30:VAL:O	2:B:31:ALA:C	2.50	0.48
2:B:40:TYR:O	2:B:43:ALA:N	2.46	0.48
2:B:55:MET:CE	2:B:80:ILE:HG21	2.33	0.48
2:B:334:ASP:OD2	2:B:334:ASP:N	2.32	0.48
22:B:1023:CLA:H93	22:B:1024:CLA:H152	1.95	0.48
3:C:117:VAL:HG11	22:C:1027:CLA:H12	1.94	0.48
3:C:157:MET:HB3	22:C:1031:CLA:HBC1	1.95	0.48
3:C:324:LEU:HD11	15:U:42:TYR:OH	2.13	0.48
3:C:351:PHE:CZ	3:C:366:LEU:HD11	2.48	0.48
22:C:1035:CLA:CBB	22:K:1034:CLA:CMA	2.91	0.48
22:C:1037:CLA:HBA2	22:C:1037:CLA:H3A	1.44	0.48
5:E:13:ILE:HD12	5:E:16:SER:CB	2.44	0.48
25:K:1051:BCR:H23C	25:K:1051:BCR:H392	1.96	0.48
1:A:199:GLN:C	1:A:201:GLY:N	2.67	0.48
1:A:228:THR:CG2	1:A:229:GLU:H	2.10	0.48
1:A:283:VAL:HG21	23:A:1038:PHO:HMC1	1.95	0.48
1:A:288:LEU:HD21	3:C:435:PHE:CD2	2.49	0.48
22:A:1006:CLA:HBC1	4:D:182:LEU:CD2	2.41	0.48
22:B:1010:CLA:H151	29:B:1058:DGD:C8A	2.38	0.48
22:B:1022:CLA:O1D	22:B:1022:CLA:C1	2.62	0.48
22:B:1022:CLA:H11	22:B:1022:CLA:C20	2.43	0.48
3:C:212:TYR:O	3:C:215:LYS:HB2	2.13	0.48
3:C:342:MET:HB2	3:C:352:GLY:HA3	1.96	0.48
4:D:82:ALA:C	4:D:84:SER:H	2.16	0.48
4:D:189:HIS:O	4:D:190:ASN:C	2.52	0.48
4:D:251:ARG:HH22	4:D:255:GLN:NE2	2.10	0.48
5:E:23:HIS:HB3	5:E:27:ILE:HD13	1.95	0.48
1:A:65:GLU:OE1	4:D:312:GLU:OE2	2.31	0.47
1:A:119:PHE:CD1	23:A:1038:PHO:H122	2.50	0.47
1:A:131:TRP:HD1	1:A:141:PRO:HB2	1.79	0.47

Continued on next page...

Continued from previous page...

Atom-1	Atom-2	Interatomic distance (Å)	Clash overlap (Å)
1:A:328:MET:HE2	4:D:183:LEU:HD13	1.94	0.47
24:A:1043:PQ9:H241	24:A:1043:PQ9:H27	1.95	0.47
2:B:174:LEU:CD2	2:B:312:TYR:CZ	2.94	0.47
2:B:302:TRP:C	2:B:304:ALA:H	2.16	0.47
2:B:457:VAL:CG2	4:D:284:ILE:HG23	2.44	0.47
3:C:60:ILE:HG22	22:K:1034:CLA:CMD	2.42	0.47
3:C:117:VAL:HG11	22:C:1027:CLA:H11	1.95	0.47
3:C:164:HIS:HD1	3:C:164:HIS:H	1.61	0.47
3:C:466:VAL:C	3:C:468:SER:H	2.16	0.47
22:C:1033:CLA:H141	22:C:1036:CLA:CMD	2.44	0.47
4:D:275:PRO:O	4:D:276:VAL:C	2.52	0.47
6:F:22:ALA:C	6:F:24:HIS:H	2.17	0.47
7:H:10:ILE:O	7:H:10:ILE:HG22	2.14	0.47
10:K:28:ILE:HA	10:K:31:LEU:CD1	2.43	0.47
12:M:8:PHE:O	12:M:12:ALA:HB3	2.13	0.47
13:O:151:LEU:HD12	13:O:171:GLU:O	2.13	0.47
16:V:39:ASN:C	16:V:41:GLU:N	2.67	0.47
16:V:61:TYR:C	16:V:63:CYS:N	2.68	0.47
16:V:114:ILE:O	16:V:114:ILE:CG1	2.62	0.47
1:A:40:THR:HG21	1:A:122:GLY:N	2.25	0.47
1:A:214:MET:O	1:A:217:SER:HB3	2.15	0.47
1:A:215:HIS:NE2	1:A:272:HIS:CE1	2.82	0.47
2:B:49:ASP:OD1	2:B:49:ASP:O	2.32	0.47
2:B:122:LEU:HD21	7:H:12:ARG:N	2.29	0.47
2:B:355:PHE:HD2	2:B:355:PHE:N	2.11	0.47
2:B:452:THR:HG22	4:D:291:LEU:HD11	1.95	0.47
2:B:461:LEU:O	2:B:464:PHE:HB3	2.14	0.47
22:B:1019:CLA:HMB2	22:B:1020:CLA:NB	2.29	0.47
22:B:1021:CLA:C11	28:B:1060:MGE:H132	2.42	0.47
4:D:33:SER:O	4:D:34:GLY:C	2.52	0.47
4:D:37:LEU:CD2	4:D:128:ARG:HD3	2.27	0.47
4:D:84:SER:O	5:E:69:ARG:HB3	2.14	0.47
4:D:223:PHE:CZ	4:D:245:SER:HB2	2.48	0.47
28:D:1062:MGE:H231	11:L:26:VAL:CG2	2.44	0.47
12:M:9:ILE:O	12:M:13:LEU:HB2	2.15	0.47
16:V:101:TYR:HA	16:V:104:ASN:O	2.14	0.47
20:Z:53:VAL:C	20:Z:55:GLY:H	2.17	0.47
1:A:61:ASP:HB2	1:A:63:ILE:CD1	2.44	0.47
1:A:172:MET:HB2	1:A:182:PHE:CD2	2.50	0.47
1:A:224:ILE:O	2:B:481:GLY:HA2	2.15	0.47
1:A:340:PRO:HB3	15:U:103:TYR:CD2	2.49	0.47

Continued on next page...

Continued from previous page...

Atom-1	Atom-2	Interatomic distance (Å)	Clash overlap (Å)
23:A:1038:PHO:H93	23:A:1038:PHO:H62	1.68	0.47
2:B:90:PHE:CZ	2:B:98:LEU:HD12	2.48	0.47
2:B:147:GLY:HA2	2:B:150:CYS:HB3	1.95	0.47
2:B:215:PHE:C	2:B:215:PHE:CD2	2.88	0.47
22:C:1026:CLA:H62	22:C:1026:CLA:H2	1.63	0.47
29:C:1056:DGD:O1A	29:C:1056:DGD:C5A	2.62	0.47
13:O:52:ALA:O	13:O:53:ARG:CB	2.62	0.47
13:O:163:THR:HG23	13:O:165:SER:H	1.78	0.47
16:V:90:PRO:HB2	16:V:91:PRO:HD2	1.96	0.47
1:A:91:LEU:O	1:A:92:HIS:C	2.50	0.47
1:A:327:GLY:HA2	4:D:328:TRP:CD1	2.50	0.47
2:B:2:GLY:HA2	11:L:11:GLU:HB2	1.96	0.47
2:B:171:PRO:HB3	2:B:279:TYR:OH	2.15	0.47
2:B:199:VAL:O	2:B:203:ILE:HG22	2.15	0.47
2:B:271:THR:H	2:B:274:GLN:NE2	2.13	0.47
2:B:271:THR:N	2:B:274:GLN:NE2	2.62	0.47
2:B:397:VAL:HG12	2:B:398:THR:N	2.29	0.47
2:B:400:SER:HA	2:B:410:THR:HG22	1.96	0.47
2:B:463:PHE:CD2	2:B:463:PHE:C	2.87	0.47
22:B:1018:CLA:OBD	22:B:1018:CLA:H13	2.14	0.47
3:C:447:ARG:O	3:C:450:ALA:HB3	2.15	0.47
4:D:172:SER:OG	4:D:177:ALA:HB1	2.14	0.47
22:D:1008:CLA:HED3	22:D:1008:CLA:OBD	2.14	0.47
10:K:28:ILE:HA	10:K:31:LEU:CG	2.45	0.47
12:M:17:VAL:N	12:M:18:PRO:HD2	2.29	0.47
13:O:45:CYS:N	13:O:72:GLN:NE2	2.61	0.47
13:O:128:ASP:O	13:O:147:THR:HA	2.15	0.47
20:Z:27:TYR:HE2	20:Z:40:ILE:HD13	1.79	0.47
1:A:41:LEU:CD1	1:A:119:PHE:HA	2.44	0.47
1:A:259:ILE:HD12	1:A:259:ILE:O	2.15	0.47
2:B:65:PHE:O	2:B:67:ALA:N	2.48	0.47
2:B:122:LEU:HD21	7:H:11:LEU:HB2	1.95	0.47
2:B:346:PHE:CZ	2:B:421:ALA:HA	2.49	0.47
22:B:1009:CLA:HMB2	25:H:1049:BCR:C26	2.44	0.47
3:C:187:ASP:CB	3:C:190:ALA:HB2	2.44	0.47
3:C:213:LEU:HD21	25:C:1054:BCR:H372	1.97	0.47
4:D:27:PHE:CD1	4:D:28:VAL:HG23	2.50	0.47
4:D:48:TRP:CE2	4:D:52:THR:HG21	2.49	0.47
22:D:1008:CLA:HBC2	22:D:1008:CLA:CMC	2.40	0.47
6:F:32:PHE:CD1	6:F:32:PHE:C	2.87	0.47
18:Y:28:ILE:CG1	18:Y:29:GLY:N	2.78	0.47

Continued on next page...

Continued from previous page...

Atom-1	Atom-2	Interatomic distance (Å)	Clash overlap (Å)
22:A:1006:CLA:HAA2	29:C:1057:DGD:HBN1	1.96	0.47
2:B:2:GLY:CA	11:L:11:GLU:HB2	2.44	0.47
2:B:26:HIS:HB2	22:B:1020:CLA:CMB	2.44	0.47
2:B:196:GLY:O	2:B:198:VAL:N	2.47	0.47
2:B:326:ARG:HE	4:D:297:ASP:HB2	1.78	0.47
2:B:446:SER:O	2:B:447:PRO:C	2.52	0.47
22:B:1018:CLA:H91	22:B:1023:CLA:H3A	1.96	0.47
3:C:171:GLY:C	22:C:1025:CLA:HBC3	2.35	0.47
3:C:171:GLY:C	3:C:174:LEU:H	2.18	0.47
3:C:292:PHE:CE1	29:C:1055:DGD:HD1	2.49	0.47
3:C:327:ASN:ND2	3:C:330:SER:H	2.09	0.47
22:C:1028:CLA:O1D	29:C:1056:DGD:HE62	2.15	0.47
22:C:1029:CLA:HBD	22:C:1029:CLA:HAA1	1.97	0.47
4:D:286:VAL:HG13	4:D:287:VAL:N	2.28	0.47
28:D:1062:MGE:CBB	28:D:1062:MGE:H251	2.43	0.47
9:J:8:ILE:HD12	9:J:8:ILE:N	2.29	0.47
9:J:31:GLY:O	9:J:35:GLY:CA	2.58	0.47
15:U:35:PHE:HD1	15:U:46:ALA:HB2	1.78	0.47
20:Z:16:SER:HA	20:Z:19:MET:HB2	1.97	0.47
1:A:157:VAL:O	1:A:158:PHE:HD2	1.98	0.47
1:A:258:LEU:HD21	4:D:129:GLN:HG2	1.95	0.47
1:A:290:ILE:HG22	1:A:291:SER:H	1.78	0.47
22:A:1006:CLA:HMB3	23:D:1039:PHO:H172	1.96	0.47
25:A:1044:BCR:HC7	8:I:15:PHE:CZ	2.50	0.47
2:B:46:ASP:H	2:B:58:GLN:HE22	1.63	0.47
2:B:65:PHE:C	2:B:67:ALA:N	2.67	0.47
2:B:355:PHE:O	2:B:370:LEU:HA	2.15	0.47
2:B:475:PHE:C	2:B:477:ASP:H	2.16	0.47
22:B:1011:CLA:H202	7:H:38:PHE:HE2	1.78	0.47
22:B:1018:CLA:HBB2	22:H:1017:CLA:H2	1.96	0.47
3:C:165:LEU:O	3:C:244:CYS:SG	2.73	0.47
3:C:169:GLY:HA2	3:C:241:GLY:HA2	1.96	0.47
3:C:370:ARG:HD2	13:O:33:TYR:CD1	2.50	0.47
3:C:377:LEU:HD11	3:C:381:LYS:NZ	2.29	0.47
3:C:406:SER:O	3:C:418:ASN:HB2	2.15	0.47
22:C:1030:CLA:HMB2	22:C:1031:CLA:CHC	2.45	0.47
25:C:1054:BCR:H371	25:C:1054:BCR:H24C	1.63	0.47
4:D:38:PHE:N	4:D:39:PRO:HD2	2.29	0.47
4:D:64:ALA:O	4:D:71:CYS:SG	2.72	0.47
4:D:88:SER:C	4:D:90:LEU:H	2.17	0.47
4:D:185:PHE:O	4:D:189:HIS:N	2.48	0.47

Continued on next page...

Continued from previous page...

Atom-1	Atom-2	Interatomic distance (Å)	Clash overlap (Å)
4:D:214:HIS:CA	4:D:217:THR:HG22	2.45	0.47
4:D:250:ASN:C	4:D:252:PHE:H	2.17	0.47
4:D:301:GLN:HE22	4:D:313:THR:HG21	1.79	0.47
24:D:1042:PQ9:C40	11:L:30:LEU:HD12	2.38	0.47
13:O:148:VAL:CG2	13:O:151:LEU:HD22	2.45	0.47
13:O:170:GLY:O	13:O:222:GLN:HA	2.14	0.47
13:O:215:ARG:HD3	13:O:215:ARG:H	1.78	0.47
13:O:241:PHE:HE1	13:O:261:ILE:HG22	1.79	0.47
13:O:266:TYR:O	13:O:267:ALA:HB2	2.15	0.47
15:U:27:LEU:HD21	15:U:82:PHE:CD1	2.46	0.47
15:U:43:PRO:HG3	16:V:109:ASP:HA	1.97	0.47
15:U:51:LYS:O	15:U:52:ASN:HB2	2.15	0.47
16:V:35:THR:CB	16:V:46:THR:HA	2.44	0.47
16:V:83:GLU:O	16:V:87:LEU:HG	2.15	0.47
19:N:4:UNK:C	19:N:6:UNK:N	2.74	0.47
1:A:179:THR:O	1:A:180:PHE:C	2.52	0.47
1:A:189:GLU:C	3:C:411:ALA:HB2	2.35	0.47
1:A:244:GLU:OE2	4:D:243:THR:HG22	2.15	0.47
22:A:1007:CLA:C9	8:I:16:VAL:HG11	2.45	0.47
2:B:111:ALA:C	2:B:113:TRP:N	2.68	0.47
2:B:248:ALA:HA	22:B:1011:CLA:C5	2.45	0.47
22:B:1020:CLA:H41	22:B:1020:CLA:C8	2.45	0.47
3:C:75:PHE:HD1	3:C:86:LEU:HD11	1.78	0.47
3:C:403:SER:OG	3:C:405:ASN:HB3	2.15	0.47
3:C:461:ARG:HG2	4:D:223:PHE:CD2	2.50	0.47
29:C:1055:DGD:C6A	29:C:1055:DGD:CAA	2.85	0.47
4:D:269:PHE:O	4:D:272:LEU:HB3	2.15	0.47
4:D:308:ASP:C	4:D:310:GLU:H	2.17	0.47
5:E:13:ILE:HD12	5:E:16:SER:HB3	1.96	0.47
13:O:134:VAL:HG23	13:O:142:ILE:CG2	2.44	0.47
15:U:64:ILE:O	15:U:67:LEU:HG	2.14	0.47
1:A:86:SER:C	1:A:88:ALA:H	2.18	0.47
2:B:133:LEU:HD23	2:B:138:MET:HE3	1.97	0.47
3:C:273:SER:O	3:C:274:TYR:O	2.33	0.47
3:C:348:GLU:OE2	3:C:349:ILE:CG1	2.63	0.47
4:D:262:SER:O	4:D:263:ASN:CB	2.61	0.47
4:D:267:LEU:C	4:D:269:PHE:H	2.18	0.47
4:D:309:PRO:O	13:O:185:PRO:HD2	2.15	0.47
5:E:26:THR:HG22	19:N:14:UNK:O	2.15	0.47
22:K:1034:CLA:CGA	22:K:1034:CLA:O2D	2.63	0.47
1:A:205:VAL:CB	1:A:279:ARG:NH2	2.78	0.47

Continued on next page...

Continued from previous page...

Atom-1	Atom-2	Interatomic distance (Å)	Clash overlap (Å)
1:A:209:ALA:HB2	4:D:204:VAL:O	2.15	0.47
1:A:223:LEU:HD21	4:D:265:ARG:CD	2.44	0.47
1:A:265:PHE:HD1	1:A:271:LEU:HA	1.79	0.47
2:B:22:ALA:O	2:B:25:MET:N	2.41	0.47
2:B:347:ARG:HB2	2:B:398:THR:HG23	1.96	0.47
2:B:360:PRO:O	2:B:362:PHE:N	2.48	0.47
22:B:1018:CLA:CBB	22:H:1017:CLA:O1A	2.63	0.47
25:B:1047:BCR:C12	25:B:1047:BCR:C34	2.88	0.47
3:C:312:ALA:HA	3:C:365:TRP:CH2	2.50	0.47
29:C:1055:DGD:HBG2	29:C:1055:DGD:CEB	2.27	0.47
4:D:297:ASP:OD1	4:D:298:PHE:N	2.27	0.47
4:D:312:GLU:HG3	13:O:185:PRO:HB3	1.97	0.47
15:U:68:THR:HG23	15:U:70:ARG:N	2.22	0.47
16:V:92:ARG:CG	16:V:92:ARG:NH1	2.67	0.47
16:V:98:LEU:HB3	16:V:102:MET:HE2	1.96	0.47
1:A:76:ASN:HD22	11:L:33:SER:HB3	1.75	0.46
1:A:197:PHE:HE1	1:A:285:PHE:CD2	2.23	0.46
1:A:290:ILE:HD11	22:A:1003:CLA:HMD1	1.95	0.46
2:B:33:TRP:O	2:B:36:SER:HB2	2.15	0.46
2:B:115:TRP:CB	27:B:1067:IOD:I	3.33	0.46
2:B:149:LEU:HD13	22:B:1012:CLA:H201	1.97	0.46
3:C:42:LEU:CD1	3:C:49:LEU:HD12	2.37	0.46
3:C:43:ILE:HG13	22:C:1033:CLA:HAC2	1.96	0.46
3:C:307:PRO:HB3	3:C:358:PHE:CG	2.50	0.46
3:C:443:TRP:CD1	22:C:1032:CLA:CMD	2.90	0.46
4:D:319:LEU:O	4:D:319:LEU:HD23	2.15	0.46
5:E:27:ILE:HG13	31:F:1040:HEM:CMB	2.46	0.46
11:L:26:VAL:HG12	11:L:27:LEU:HD23	1.96	0.46
12:M:9:ILE:O	12:M:13:LEU:HD23	2.15	0.46
16:V:126:ILE:HD13	16:V:126:ILE:N	2.30	0.46
17:X:19:PHE:O	17:X:22:GLY:N	2.48	0.46
20:Z:37:LYS:CG	20:Z:38:GLN:N	2.77	0.46
1:A:63:ILE:HG21	3:C:335:THR:HB	1.98	0.46
1:A:193:LEU:O	1:A:193:LEU:HD23	2.15	0.46
1:A:219:VAL:HG11	4:D:268:HIS:CB	2.45	0.46
1:A:224:ILE:CG2	1:A:225:ARG:N	2.77	0.46
1:A:279:ARG:NH2	1:A:283:VAL:HG22	2.30	0.46
2:B:70:GLY:HA2	2:B:178:VAL:HG21	1.96	0.46
2:B:190:PHE:CZ	22:B:1009:CLA:HMA3	2.50	0.46
2:B:354:LEU:HD21	2:B:378:LYS:HB2	1.97	0.46
2:B:360:PRO:HG2	2:B:363:PHE:CD2	2.50	0.46

Continued on next page...

Continued from previous page...

Atom-1	Atom-2	Interatomic distance (Å)	Clash overlap (Å)
22:B:1018:CLA:H2	22:B:1018:CLA:H111	1.97	0.46
3:C:171:GLY:CA	22:C:1025:CLA:CBC	2.93	0.46
4:D:57:SER:HB3	4:D:65:SER:OG	2.15	0.46
4:D:103:ARG:O	4:D:106:GLN:N	2.48	0.46
4:D:226:GLY:CA	4:D:234:ALA:CB	2.92	0.46
22:D:1005:CLA:H41	22:D:1005:CLA:H61	1.58	0.46
25:D:1050:BCR:H371	25:D:1050:BCR:H24C	1.64	0.46
8:I:8:VAL:O	8:I:9:TYR:C	2.52	0.46
13:O:76:PHE:CE2	13:O:132:VAL:HG21	2.45	0.46
16:V:88:ALA:HA	16:V:108:TYR:CD2	2.48	0.46
1:A:104:GLU:HG3	13:O:97:VAL:O	2.16	0.46
1:A:147:TYR:HE2	23:A:1038:PHO:HAA1	1.80	0.46
1:A:156:ALA:HB1	1:A:290:ILE:HG22	1.97	0.46
1:A:339:PHE:CB	1:A:340:PRO:HD2	2.41	0.46
2:B:5:TRP:HA	2:B:8:VAL:HG11	1.88	0.46
2:B:37:MET:O	2:B:40:TYR:HB3	2.14	0.46
2:B:75:TRP:H	2:B:75:TRP:HD1	1.63	0.46
2:B:188:ASP:HB2	7:H:58:VAL:HG22	1.96	0.46
2:B:220:ARG:CD	7:H:20:LYS:O	2.58	0.46
2:B:265:ILE:H	2:B:265:ILE:CD1	2.05	0.46
2:B:377:VAL:HG11	4:D:342:PRO:HG2	1.97	0.46
2:B:392:PHE:CE2	2:B:417:VAL:HG12	2.50	0.46
2:B:475:PHE:C	2:B:477:ASP:N	2.69	0.46
22:B:1011:CLA:HMD3	22:B:1014:CLA:C3B	2.45	0.46
22:B:1021:CLA:OBD	22:B:1022:CLA:HMC3	2.14	0.46
3:C:42:LEU:HG	3:C:42:LEU:O	2.16	0.46
5:E:8:ARG:HB2	6:F:13:TYR:HB3	1.98	0.46
6:F:41:GLN:HG3	9:J:27:LEU:HD21	1.96	0.46
10:K:19:ASP:O	10:K:23:ASP:OD1	2.33	0.46
11:L:13:ASN:O	11:L:15:THR:N	2.48	0.46
12:M:8:PHE:CE2	14:T:1:MET:HG3	2.50	0.46
16:V:54:GLU:O	16:V:58:LEU:HB2	2.15	0.46
16:V:162:TYR:O	16:V:163:TYR:C	2.53	0.46
1:A:107:TYR:CD2	13:O:97:VAL:CG1	2.99	0.46
1:A:193:LEU:HD22	4:D:179:PHE:CE2	2.50	0.46
1:A:210:LEU:HA	23:D:1039:PHO:CAC	2.43	0.46
1:A:278:TRP:CH2	29:C:1057:DGD:HAV2	2.51	0.46
22:B:1023:CLA:H151	22:B:1024:CLA:NA	2.31	0.46
3:C:165:LEU:HD21	22:C:1030:CLA:HBB1	1.96	0.46
4:D:53:THR:CG2	4:D:67:TYR:CD2	2.99	0.46
15:U:46:ALA:O	15:U:50:VAL:HG23	2.15	0.46

Continued on next page...

Continued from previous page...

Atom-1	Atom-2	Interatomic distance (Å)	Clash overlap (Å)
2:B:133:LEU:HD23	2:B:138:MET:CE	2.45	0.46
2:B:250:PHE:HB3	29:B:1058:DGD:HB82	1.98	0.46
2:B:432:PHE:CE2	13:O:202:GLN:NE2	2.83	0.46
22:B:1012:CLA:H12	22:B:1013:CLA:C4	2.37	0.46
22:B:1013:CLA:CMB	22:B:1014:CLA:C1	2.88	0.46
3:C:259:TRP:CE3	3:C:260:ALA:N	2.84	0.46
3:C:277:GLY:HA3	3:C:441:HIS:HD2	1.81	0.46
3:C:369:LEU:HD11	3:C:384:ILE:CG1	2.46	0.46
3:C:472:LEU:O	3:C:473:ASP:CB	2.58	0.46
22:C:1032:CLA:H12	22:C:1035:CLA:C3C	2.44	0.46
22:C:1036:CLA:H102	22:C:1036:CLA:H13	1.50	0.46
4:D:122:LEU:O	4:D:123:ILE:C	2.54	0.46
4:D:287:VAL:O	4:D:290:ALA:HB3	2.16	0.46
22:H:1017:CLA:HBB1	25:H:1049:BCR:C32	2.42	0.46
9:J:25:VAL:HG12	9:J:26:GLY:N	2.29	0.46
13:O:184:ASP:OD2	13:O:188:ARG:HB2	2.15	0.46
16:V:105:PRO:HD3	16:V:120:SER:CB	2.46	0.46
17:X:13:THR:O	17:X:16:LEU:N	2.49	0.46
1:A:32:TRP:HA	1:A:32:TRP:CE3	2.50	0.46
1:A:330:VAL:CG1	4:D:348:ARG:HG2	2.45	0.46
2:B:149:LEU:CB	22:B:1011:CLA:HBC1	2.46	0.46
2:B:172:TYR:CG	2:B:173:GLY:N	2.84	0.46
2:B:224:ARG:HG2	7:H:25:TRP:CD1	2.51	0.46
22:B:1022:CLA:C4	22:B:1022:CLA:O2A	2.64	0.46
3:C:87:ILE:O	3:C:90:PRO:HG2	2.15	0.46
3:C:316:THR:CG2	16:V:74:THR:HG23	2.45	0.46
3:C:376:ASP:OD1	3:C:378:ASN:HB2	2.15	0.46
29:C:1056:DGD:O1A	29:C:1056:DGD:HA52	2.16	0.46
4:D:88:SER:C	4:D:90:LEU:N	2.69	0.46
4:D:210:LEU:HD12	4:D:210:LEU:HA	1.64	0.46
5:E:18:ARG:O	5:E:22:ILE:HG13	2.16	0.46
13:O:176:SER:O	13:O:177:TYR:C	2.54	0.46
1:A:45:THR:CG2	1:A:46:ILE:H	2.27	0.46
1:A:288:LEU:HD13	3:C:432:VAL:HG23	1.98	0.46
2:B:109:LEU:O	2:B:110:ALA:C	2.54	0.46
2:B:171:PRO:CB	2:B:279:TYR:OH	2.64	0.46
3:C:176:VAL:O	3:C:180:MET:N	2.45	0.46
3:C:275:SER:C	22:C:1033:CLA:HED1	2.35	0.46
29:C:1056:DGD:HAG1	29:C:1057:DGD:HA92	1.98	0.46
6:F:37:ILE:HG22	9:J:28:PHE:HE1	1.81	0.46
12:M:32:GLN:HA	12:M:32:GLN:NE2	2.27	0.46

Continued on next page...

Continued from previous page...

Atom-1	Atom-2	Interatomic distance (Å)	Clash overlap (Å)
13:O:116:ASP:OD2	13:O:116:ASP:O	2.34	0.46
13:O:216:PHE:HD2	13:O:217:SER:N	2.14	0.46
15:U:28:ASN:ND2	15:U:55:TYR:N	2.62	0.46
20:Z:32:ASP:HB3	20:Z:35:ARG:CG	2.46	0.46
1:A:61:ASP:HB2	1:A:63:ILE:HD13	1.96	0.46
1:A:269:ARG:HD2	4:D:231:THR:O	2.16	0.46
22:B:1009:CLA:OBD	22:B:1010:CLA:CBB	2.55	0.46
3:C:36:TRP:O	22:C:1032:CLA:H42	2.16	0.46
3:C:93:ALA:HB1	3:C:99:VAL:HG21	1.96	0.46
3:C:142:GLU:OE2	3:C:143:TYR:HB2	2.16	0.46
3:C:223:TRP:CD1	3:C:223:TRP:C	2.89	0.46
3:C:271:TYR:O	3:C:275:SER:HB2	2.16	0.46
3:C:374:GLY:HA2	13:O:33:TYR:CE1	2.51	0.46
3:C:437:PHE:HA	22:C:1032:CLA:HMC1	1.96	0.46
22:C:1033:CLA:HAA2	22:C:1033:CLA:HBD	1.97	0.46
22:C:1036:CLA:CED	22:C:1037:CLA:HBB2	2.46	0.46
4:D:14:TRP:O	4:D:17:ILE:HG13	2.16	0.46
4:D:183:LEU:H	4:D:183:LEU:CD2	2.18	0.46
7:H:30:LEU:O	7:H:34:PHE:HD2	1.98	0.46
1:A:31:GLY:HA3	1:A:132:GLU:OE2	2.16	0.46
1:A:305:SER:HA	9:J:39:SER:HB3	1.97	0.46
2:B:68:ARG:NH1	2:B:167:TRP:O	2.49	0.46
2:B:364:GLU:HG3	4:D:296:TYR:CD2	2.51	0.46
22:B:1011:CLA:O1D	22:B:1013:CLA:C2	2.64	0.46
22:B:1012:CLA:C2D	22:B:1020:CLA:H203	2.39	0.46
22:B:1015:CLA:H3A	22:B:1015:CLA:HBA2	1.55	0.46
22:B:1016:CLA:H92	22:H:1017:CLA:H111	1.98	0.46
3:C:29:GLU:OE1	3:C:30:SER:N	2.49	0.46
3:C:190:ALA:O	3:C:191:PRO:C	2.54	0.46
3:C:362:ARG:NE	3:C:367:GLU:OE1	2.48	0.46
22:C:1031:CLA:H121	22:C:1031:CLA:H161	1.62	0.46
4:D:302:GLU:HA	4:D:305:ALA:CB	2.46	0.46
23:D:1039:PHO:HHB	22:D:1004:CLA:H121	1.98	0.46
22:D:1008:CLA:CBC	22:D:1008:CLA:CMC	2.81	0.46
5:E:37:PHE:CE1	5:E:43:ALA:HA	2.50	0.46
8:I:4:LEU:O	8:I:7:THR:OG1	2.26	0.46
8:I:16:VAL:O	8:I:19:PHE:HB3	2.16	0.46
9:J:10:LEU:H	9:J:10:LEU:CD1	2.10	0.46
15:U:35:PHE:HE1	15:U:49:ILE:HB	1.80	0.46
17:X:44:ASP:OD1	17:X:44:ASP:O	2.34	0.46
1:A:33:PHE:O	1:A:34:GLY:C	2.54	0.46

Continued on next page...

Continued from previous page...

Atom-1	Atom-2	Interatomic distance (Å)	Clash overlap (Å)
1:A:39:PRO:CD	22:A:1007:CLA:HBB2	2.45	0.46
1:A:204:GLY:O	1:A:207:GLY:N	2.48	0.46
1:A:210:LEU:HA	23:D:1039:PHO:CBC	2.46	0.46
1:A:340:PRO:HD3	15:U:103:TYR:HE2	1.77	0.46
24:A:1043:PQ9:H91	24:A:1043:PQ9:H61	1.78	0.46
2:B:74:SER:C	2:B:76:SER:N	2.69	0.46
2:B:360:PRO:HG2	2:B:363:PHE:CE2	2.52	0.46
22:B:1015:CLA:H18	28:B:1060:MGE:CCA	2.46	0.46
22:B:1018:CLA:C8	22:B:1023:CLA:CBA	2.94	0.46
3:C:272:LEU:HD12	3:C:276:LEU:HB2	1.98	0.46
3:C:398:HIS:HD1	3:C:398:HIS:H	1.62	0.46
22:C:1033:CLA:H141	22:C:1036:CLA:HMD2	1.98	0.46
29:C:1056:DGD:HD62	29:C:1056:DGD:C4E	2.43	0.46
4:D:191:TRP:O	4:D:194:ASN:N	2.49	0.46
4:D:218:VAL:HG22	4:D:244:TYR:CD1	2.51	0.46
4:D:250:ASN:HD21	14:T:27:PRO:HG3	1.81	0.46
4:D:274:VAL:CB	4:D:275:PRO:CD	2.94	0.46
11:L:25:LEU:HD12	14:T:16:LEU:HD22	1.97	0.46
1:A:47:CYS:SG	1:A:115:ILE:CD1	3.04	0.45
1:A:143:ILE:HB	4:D:220:ASN:HD22	1.79	0.45
1:A:157:VAL:O	1:A:158:PHE:CD2	2.69	0.45
1:A:210:LEU:HD22	1:A:211:PHE:CD2	2.51	0.45
2:B:122:LEU:HD23	7:H:8:GLY:CA	2.46	0.45
2:B:140:GLY:O	2:B:143:LEU:HB3	2.16	0.45
2:B:231:MET:HG2	22:B:1018:CLA:HAC2	1.98	0.45
2:B:456:ALA:HB1	29:B:1058:DGD:CHB	2.28	0.45
22:B:1011:CLA:C2D	22:B:1013:CLA:H12	2.45	0.45
22:B:1016:CLA:H93	22:B:1016:CLA:H61	1.64	0.45
3:C:60:ILE:HG13	22:C:1027:CLA:CMD	2.46	0.45
3:C:128:GLY:HA3	22:C:1037:CLA:C3C	2.46	0.45
3:C:131:TYR:CG	3:C:132:HIS:N	2.83	0.45
3:C:206:PRO:O	3:C:210:PHE:HB2	2.16	0.45
3:C:348:GLU:HG2	3:C:349:ILE:CG1	2.36	0.45
4:D:87:HIS:HA	4:D:167:TRP:NE1	2.31	0.45
4:D:126:MET:O	4:D:129:GLN:HB2	2.16	0.45
4:D:140:PRO:O	4:D:141:TYR:C	2.53	0.45
7:H:12:ARG:N	7:H:13:PRO:CD	2.79	0.45
7:H:17:GLU:CB	7:H:20:LYS:HD3	2.45	0.45
9:J:23:VAL:HG13	9:J:24:ILE:N	2.30	0.45
9:J:38:SER:O	9:J:39:SER:OG	2.31	0.45
1:A:86:SER:C	1:A:88:ALA:N	2.68	0.45

Continued on next page...

Continued from previous page...

Atom-1	Atom-2	Interatomic distance (Å)	Clash overlap (Å)
1:A:187:GLN:CG	1:A:325:ASN:HD21	2.17	0.45
1:A:205:VAL:HA	1:A:279:ARG:HH21	1.81	0.45
1:A:288:LEU:HD22	3:C:432:VAL:HA	1.98	0.45
2:B:7:ARG:NH1	2:B:7:ARG:CG	2.58	0.45
2:B:27:THR:CG2	2:B:107:LEU:HD13	2.45	0.45
2:B:90:PHE:C	2:B:90:PHE:HD2	2.18	0.45
2:B:135:LEU:HB2	22:B:1018:CLA:HBC1	1.98	0.45
2:B:149:LEU:HD22	22:B:1012:CLA:H203	1.97	0.45
2:B:195:PRO:O	2:B:196:GLY:C	2.53	0.45
2:B:401:PHE:CE1	2:B:406:LEU:HD23	2.51	0.45
22:B:1019:CLA:HBB2	22:B:1021:CLA:HMB2	1.98	0.45
22:B:1022:CLA:CGD	22:B:1022:CLA:CAA	2.65	0.45
22:B:1023:CLA:C1D	22:B:1024:CLA:HMC1	2.45	0.45
3:C:119:LEU:HD12	3:C:119:LEU:C	2.37	0.45
3:C:284:PHE:CE1	3:C:431:PHE:CD2	3.03	0.45
3:C:334:PRO:HG2	4:D:350:ASN:ND2	2.31	0.45
3:C:456:GLU:H	3:C:456:GLU:HG3	1.42	0.45
22:C:1029:CLA:H92	22:C:1029:CLA:H62	1.80	0.45
22:C:1036:CLA:H3A	22:C:1036:CLA:HBA1	1.59	0.45
4:D:189:HIS:ND1	4:D:294:ARG:HD3	2.31	0.45
4:D:267:LEU:CD2	4:D:268:HIS:ND1	2.62	0.45
5:E:24:SER:O	5:E:28:PRO:HD2	2.17	0.45
25:H:1049:BCR:H24C	25:H:1049:BCR:H371	1.63	0.45
9:J:30:TYR:O	9:J:32:ALA:N	2.49	0.45
13:O:48:LEU:O	13:O:229:LYS:HD3	2.15	0.45
13:O:71:LEU:HB3	13:O:241:PHE:CE2	2.51	0.45
13:O:210:ARG:NE	13:O:252:GLY:O	2.49	0.45
16:V:103:LYS:HE3	16:V:138:LEU:HD12	1.97	0.45
17:X:39:ALA:O	17:X:43:ILE:HD13	2.15	0.45
18:Y:39:LEU:HD21	20:Z:25:VAL:HA	1.98	0.45
1:A:129:ARG:CZ	4:D:256:ILE:CD1	2.91	0.45
1:A:252:HIS:CD2	1:A:264:SER:HB3	2.51	0.45
1:A:259:ILE:CD1	24:A:1043:PQ9:H242	2.37	0.45
1:A:304:HIS:CD2	3:C:414:ILE:HD13	2.52	0.45
2:B:47:PRO:HB3	2:B:78:TRP:CE3	2.51	0.45
2:B:247:PHE:CE1	22:B:1010:CLA:H93	2.51	0.45
2:B:317:ASN:O	2:B:319:PRO:HD3	2.16	0.45
2:B:346:PHE:CD1	2:B:399:VAL:HG22	2.51	0.45
22:B:1023:CLA:CHD	22:B:1024:CLA:HBC2	2.46	0.45
3:C:62:PHE:HE2	10:K:29:PRO:HD3	1.81	0.45
4:D:103:ARG:HG3	5:E:73:LYS:HD3	1.97	0.45

Continued on next page...

Continued from previous page...

Atom-1	Atom-2	Interatomic distance (Å)	Clash overlap (Å)
4:D:221:THR:O	4:D:244:TYR:CA	2.64	0.45
4:D:315:TYR:O	4:D:319:LEU:HB2	2.16	0.45
13:O:79:LYS:CE	13:O:89:ALA:HB3	2.47	0.45
13:O:227:VAL:HG11	13:O:230:VAL:CG2	2.45	0.45
15:U:51:LYS:HG3	15:U:52:ASN:N	2.23	0.45
16:V:63:CYS:SG	16:V:129:LYS:NZ	2.72	0.45
17:X:13:THR:O	17:X:14:PRO:C	2.54	0.45
1:A:93:PHE:CB	3:C:218:PHE:HD2	2.28	0.45
1:A:103:ASP:HA	1:A:106:LEU:CD1	2.39	0.45
23:A:1038:PHO:H143	23:A:1038:PHO:H161	1.62	0.45
2:B:42:LEU:HD21	2:B:93:PHE:HB3	1.97	0.45
2:B:69:LEU:CD2	22:B:1013:CLA:O1A	2.64	0.45
2:B:74:SER:HA	2:B:92:SER:OG	2.16	0.45
2:B:298:LEU:HD11	2:B:302:TRP:NE1	2.26	0.45
2:B:309:LEU:HD12	2:B:309:LEU:O	2.17	0.45
2:B:321:LYS:O	2:B:322:GLY:O	2.34	0.45
2:B:393:GLU:HG3	2:B:414:PRO:HB3	1.98	0.45
22:B:1009:CLA:HED1	7:H:41:PHE:CE1	2.51	0.45
3:C:142:GLU:C	3:C:144:SER:H	2.19	0.45
3:C:207:ARG:O	3:C:211:GLY:HA3	2.17	0.45
3:C:309:ALA:C	3:C:311:GLN:H	2.20	0.45
3:C:362:ARG:HH22	13:O:34:ASP:CG	2.20	0.45
3:C:429:SER:O	3:C:432:VAL:CG1	2.60	0.45
4:D:129:GLN:O	4:D:133:ALA:HB2	2.16	0.45
4:D:173:PHE:CE1	23:D:1039:PHO:H13	2.51	0.45
6:F:41:GLN:HE22	9:J:28:PHE:HA	1.74	0.45
10:K:24:VAL:C	10:K:26:PRO:HD2	2.37	0.45
14:T:18:PHE:HD2	14:T:19:PHE:CE2	2.33	0.45
15:U:44:THR:O	15:U:47:LYS:N	2.49	0.45
2:B:24:LEU:HD13	22:B:1024:CLA:HBB1	1.97	0.45
2:B:109:LEU:C	2:B:111:ALA:N	2.66	0.45
2:B:174:LEU:CD2	2:B:265:ILE:HB	2.46	0.45
2:B:191:ASN:O	2:B:192:PRO:C	2.54	0.45
2:B:350:GLU:OE2	2:B:350:GLU:N	2.49	0.45
3:C:239:TRP:HE3	3:C:243:ILE:HD11	1.81	0.45
3:C:349:ILE:CG2	3:C:375:LEU:HB2	2.44	0.45
4:D:63:LEU:HD23	4:D:64:ALA:N	2.32	0.45
4:D:155:SER:HA	4:D:159:ILE:CG1	2.47	0.45
4:D:274:VAL:HB	4:D:275:PRO:CD	2.38	0.45
4:D:312:GLU:CG	13:O:185:PRO:HB3	2.46	0.45
4:D:314:PHE:O	4:D:318:ASN:N	2.45	0.45

Continued on next page...

Continued from previous page...

Atom-1	Atom-2	Interatomic distance (Å)	Clash overlap (Å)
4:D:326:ARG:O	4:D:328:TRP:N	2.49	0.45
8:I:12:VAL:HG12	8:I:13:THR:N	2.31	0.45
10:K:28:ILE:HB	10:K:29:PRO:HD3	1.97	0.45
18:Y:42:ARG:HB3	18:Y:43:ARG:NE	2.28	0.45
18:Y:43:ARG:CZ	18:Y:43:ARG:H	2.30	0.45
1:A:192:ILE:CG2	1:A:193:LEU:N	2.79	0.45
1:A:258:LEU:O	1:A:259:ILE:CG1	2.64	0.45
22:A:1003:CLA:H141	23:A:1038:PHO:C8	2.45	0.45
24:A:1043:PQ9:H212	23:D:1039:PHO:CED	2.45	0.45
2:B:259:GLY:HA3	7:H:62:TRP:CZ2	2.52	0.45
2:B:297:THR:C	2:B:299:GLU:N	2.66	0.45
22:B:1023:CLA:C15	22:B:1024:CLA:HMA3	2.40	0.45
28:B:1060:MGE:H7A1	28:B:1060:MGE:H102	1.31	0.45
3:C:46:SER:OG	3:C:141:GLU:CA	2.65	0.45
3:C:178:LYS:HA	3:C:182:PHE:HB2	1.98	0.45
3:C:184:GLY:C	3:C:185:LEU:HD23	2.37	0.45
3:C:318:LEU:HA	3:C:340:TYR:HD1	1.80	0.45
3:C:327:ASN:C	3:C:328:VAL:HG23	2.37	0.45
4:D:49:LEU:HD13	25:D:1050:BCR:C14	2.47	0.45
4:D:53:THR:HG23	4:D:67:TYR:CD2	2.51	0.45
4:D:185:PHE:CD1	4:D:289:LEU:HD13	2.52	0.45
4:D:319:LEU:O	4:D:322:ASN:HB2	2.17	0.45
24:D:1042:PQ9:H211	24:D:1042:PQ9:H251	1.71	0.45
5:E:35:TRP:HA	6:F:39:ALA:HB2	1.98	0.45
13:O:80:GLU:N	13:O:90:GLU:O	2.48	0.45
17:X:19:PHE:O	17:X:20:PHE:C	2.52	0.45
1:A:119:PHE:CZ	22:A:1003:CLA:H102	2.52	0.45
1:A:121:LEU:HD22	22:A:1007:CLA:HMA1	1.98	0.45
26:A:1063:LHG:O9	26:A:1063:LHG:C6	2.52	0.45
26:A:1063:LHG:H302	26:A:1063:LHG:H332	1.58	0.45
2:B:21:ALA:HB2	2:B:114:HIS:CB	2.47	0.45
2:B:25:MET:O	2:B:27:THR:N	2.50	0.45
2:B:134:ASP:H	7:H:15:ASN:ND2	2.15	0.45
22:B:1013:CLA:C17	22:B:1013:CLA:C14	2.93	0.45
22:B:1022:CLA:C14	22:B:1022:CLA:C7	2.70	0.45
3:C:46:SER:HG	3:C:141:GLU:HB2	1.80	0.45
3:C:206:PRO:HG2	3:C:207:ARG:HH11	1.82	0.45
22:C:1037:CLA:HMB2	25:Z:1053:BCR:H282	1.98	0.45
4:D:147:SER:O	4:D:148:ALA:C	2.55	0.45
4:D:261:PHE:HE2	4:D:266:TRP:CD1	2.35	0.45
4:D:331:PRO:HD3	4:D:341:PHE:HE2	1.82	0.45

Continued on next page...

Continued from previous page...

Atom-1	Atom-2	Interatomic distance (Å)	Clash overlap (Å)
22:D:1008:CLA:HHC	22:D:1008:CLA:CBB	2.19	0.45
28:D:1062:MGE:O1A	28:D:1062:MGE:C3B	2.60	0.45
25:H:1049:BCR:C40	17:X:20:PHE:HZ	2.28	0.45
11:L:30:LEU:C	11:L:30:LEU:CD2	2.83	0.45
15:U:88:GLU:HB3	15:U:91:LEU:HB2	1.99	0.45
17:X:33:THR:HG22	17:X:34:PHE:N	2.31	0.45
1:A:199:GLN:HE21	1:A:199:GLN:HB3	1.47	0.45
26:A:1063:LHG:C32	22:K:1034:CLA:C15	2.87	0.45
2:B:55:MET:CE	2:B:80:ILE:CG2	2.93	0.45
2:B:271:THR:HG23	2:B:271:THR:O	2.16	0.45
2:B:462:PHE:HE1	22:B:1021:CLA:HMB3	1.81	0.45
22:B:1015:CLA:H141	22:B:1015:CLA:H161	1.77	0.45
28:B:1060:MGE:H5B2	4:D:276:VAL:CB	2.46	0.45
3:C:167:VAL:CG1	3:C:168:LEU:HD12	2.30	0.45
3:C:320:ARG:O	3:C:324:LEU:HB2	2.17	0.45
3:C:371:GLY:N	3:C:374:GLY:O	2.49	0.45
22:C:1025:CLA:C3A	22:C:1025:CLA:CGA	2.90	0.45
22:C:1026:CLA:HMB3	22:C:1028:CLA:CBB	2.47	0.45
22:C:1027:CLA:HHC	22:C:1027:CLA:HBB1	1.98	0.45
22:C:1035:CLA:H61	25:C:1052:BCR:H401	1.99	0.45
4:D:275:PRO:O	4:D:278:GLY:N	2.50	0.45
4:D:326:ARG:HG3	4:D:326:ARG:NH1	2.32	0.45
22:D:1005:CLA:HBA2	22:D:1005:CLA:H3A	1.44	0.45
25:H:1049:BCR:HC8	25:H:1049:BCR:C32	2.40	0.45
22:K:1034:CLA:H91	22:K:1034:CLA:C12	2.44	0.45
13:O:52:ALA:O	13:O:53:ARG:HB3	2.15	0.45
13:O:59:ASP:HB3	13:O:61:SER:H	1.82	0.45
13:O:97:VAL:HB	13:O:133:THR:O	2.17	0.45
15:U:36:ILE:O	15:U:38:TYR:N	2.46	0.45
16:V:96:GLU:O	16:V:97:GLY:C	2.55	0.45
20:Z:26:ALA:CB	20:Z:40:ILE:HD11	2.47	0.45
1:A:151:LEU:CD2	29:C:1055:DGD:HBS2	2.46	0.45
1:A:265:PHE:HD1	1:A:271:LEU:CB	2.30	0.45
1:A:272:HIS:HB3	4:D:218:VAL:HG11	1.97	0.45
2:B:88:PRO:HB2	2:B:92:SER:HB2	1.99	0.45
2:B:193:TYR:HE1	2:B:259:GLY:C	2.20	0.45
2:B:290:ALA:O	2:B:294:SER:HB2	2.16	0.45
3:C:33:PHE:CD2	4:D:229:ALA:HB1	2.51	0.45
3:C:296:VAL:HG23	3:C:297:TYR:CE1	2.51	0.45
3:C:461:ARG:HE	4:D:223:PHE:HD2	1.64	0.45
4:D:15:PHE:CE1	4:D:32:TRP:CZ2	2.98	0.45

Continued on next page...

Continued from previous page...

Atom-1	Atom-2	Interatomic distance (Å)	Clash overlap (Å)
4:D:109:GLY:O	4:D:110:LEU:C	2.55	0.45
4:D:308:ASP:O	4:D:310:GLU:N	2.50	0.45
24:D:1042:PQ9:C39	24:D:1042:PQ9:C42	2.36	0.45
5:E:13:ILE:HG21	31:F:1040:HEM:CBC	2.47	0.45
1:A:81:ALA:HB2	1:A:175:GLY:HA3	1.98	0.45
1:A:112:TYR:O	1:A:113:GLN:C	2.55	0.45
2:B:340:TRP:CZ3	2:B:342:GLY:HA2	2.51	0.45
3:C:53:HIS:O	3:C:57:ALA:HB2	2.17	0.45
3:C:69:LEU:O	3:C:73:ALA:HB2	2.17	0.45
3:C:223:TRP:CD1	3:C:224:ILE:HD13	2.51	0.45
4:D:114:ILE:CG2	23:D:1039:PHO:H121	2.47	0.45
4:D:217:THR:HG23	4:D:218:VAL:N	2.32	0.45
7:H:30:LEU:HA	7:H:33:VAL:CG2	2.47	0.45
11:L:26:VAL:CG1	11:L:27:LEU:N	2.80	0.45
13:O:45:CYS:CB	13:O:46:PRO:HD2	2.32	0.45
13:O:185:PRO:O	13:O:186:LYS:HB3	2.17	0.45
15:U:32:ILE:HG13	15:U:50:VAL:HG21	1.98	0.45
15:U:37:GLN:O	15:U:38:TYR:CD2	2.70	0.45
19:N:2:UNK:O	19:N:3:UNK:C	2.65	0.45
1:A:119:PHE:O	1:A:121:LEU:N	2.50	0.44
2:B:46:ASP:N	2:B:58:GLN:HE22	2.15	0.44
2:B:460:LEU:HG	29:B:1058:DGD:CIA	2.47	0.44
22:B:1015:CLA:CBB	22:B:1015:CLA:HHC	2.46	0.44
25:B:1048:BCR:C40	25:B:1048:BCR:H372	2.29	0.44
3:C:250:TRP:CD1	3:C:250:TRP:C	2.90	0.44
22:C:1029:CLA:HMD2	25:C:1054:BCR:H331	1.99	0.44
22:C:1036:CLA:H162	22:C:1036:CLA:H122	1.60	0.44
4:D:265:ARG:CD	4:D:265:ARG:C	2.85	0.44
22:D:1005:CLA:H203	22:D:1005:CLA:H161	1.75	0.44
25:D:1050:BCR:C21	28:D:1059:MGE:H3A2	2.47	0.44
9:J:24:ILE:CG2	9:J:25:VAL:N	2.80	0.44
13:O:47:THR:O	13:O:48:LEU:HD23	2.16	0.44
13:O:151:LEU:HG	13:O:152:VAL:N	2.31	0.44
13:O:163:THR:OG1	13:O:164:THR:N	2.50	0.44
15:U:57:SER:OG	15:U:60:ASP:OD2	2.34	0.44
18:Y:21:GLN:O	18:Y:25:ILE:CG2	2.65	0.44
1:A:27:ARG:HG3	1:A:27:ARG:NH1	2.33	0.44
1:A:38:ILE:HG22	1:A:39:PRO:CD	2.46	0.44
1:A:193:LEU:HD22	4:D:179:PHE:CG	2.52	0.44
22:A:1007:CLA:C6	22:A:1007:CLA:C11	2.92	0.44
2:B:121:GLU:HB2	7:H:4:ARG:CB	2.44	0.44

Continued on next page...

Continued from previous page...

Atom-1	Atom-2	Interatomic distance (Å)	Clash overlap (Å)
2:B:272:ARG:HA	2:B:319:PRO:HD2	1.99	0.44
2:B:477:ASP:OD2	4:D:134:ARG:NH1	2.43	0.44
3:C:53:HIS:CB	22:C:1036:CLA:HMD1	2.47	0.44
3:C:62:PHE:HE2	10:K:29:PRO:CD	2.30	0.44
3:C:139:THR:HG23	3:C:142:GLU:HG3	1.98	0.44
3:C:168:LEU:C	3:C:170:ILE:N	2.71	0.44
3:C:210:PHE:HE1	3:C:239:TRP:CE3	2.35	0.44
3:C:225:VAL:HG23	3:C:226:SER:H	1.80	0.44
22:C:1028:CLA:H93	29:C:1056:DGD:HB91	1.97	0.44
22:C:1035:CLA:CMB	25:C:1052:BCR:H271	2.46	0.44
29:C:1057:DGD:HAS2	28:D:1059:MGE:CDB	2.47	0.44
4:D:161:PRO:CG	4:D:170:ALA:HB2	2.47	0.44
4:D:297:ASP:O	4:D:298:PHE:HB2	2.15	0.44
4:D:308:ASP:OD1	4:D:310:GLU:HG2	2.17	0.44
10:K:18:PHE:O	10:K:19:ASP:C	2.53	0.44
12:M:27:VAL:O	12:M:27:VAL:HG12	2.18	0.44
13:O:48:LEU:HD12	13:O:229:LYS:O	2.17	0.44
14:T:4:ILE:O	14:T:8:PHE:N	2.48	0.44
15:U:24:LYS:HB3	15:U:81:HIS:O	2.17	0.44
16:V:90:PRO:HD2	16:V:92:ARG:NH1	2.32	0.44
18:Y:43:ARG:CD	20:Z:29:SER:HA	2.46	0.44
1:A:121:LEU:C	1:A:123:ALA:N	2.70	0.44
1:A:276:ALA:O	1:A:280:VAL:HG23	2.17	0.44
1:A:320:ILE:HD13	1:A:320:ILE:HA	1.91	0.44
2:B:15:ASP:N	2:B:16:PRO:CD	2.79	0.44
2:B:215:PHE:C	2:B:215:PHE:HD2	2.20	0.44
2:B:341:LYS:HD2	2:B:429:ILE:HG22	2.00	0.44
3:C:223:TRP:HD1	3:C:224:ILE:N	2.13	0.44
3:C:455:PHE:O	3:C:458:GLY:O	2.35	0.44
22:C:1035:CLA:HHC	22:C:1035:CLA:CBB	2.20	0.44
4:D:27:PHE:CD1	6:F:19:ARG:HG3	2.52	0.44
4:D:31:GLY:C	4:D:33:SER:N	2.66	0.44
4:D:249:ALA:O	4:D:252:PHE:N	2.41	0.44
4:D:286:VAL:O	4:D:287:VAL:C	2.56	0.44
5:E:37:PHE:CZ	5:E:46:VAL:HG21	2.52	0.44
7:H:18:TYR:CD2	7:H:18:TYR:C	2.90	0.44
13:O:59:ASP:CB	13:O:62:GLN:HB2	2.47	0.44
15:U:61:VAL:HG12	15:U:75:LEU:CD2	2.37	0.44
16:V:103:LYS:CD	16:V:121:LEU:HD12	2.28	0.44
16:V:154:ASP:C	16:V:156:TRP:H	2.21	0.44
16:V:154:ASP:C	16:V:156:TRP:N	2.70	0.44

Continued on next page...

Continued from previous page...

Atom-1	Atom-2	Interatomic distance (Å)	Clash overlap (Å)
17:X:16:LEU:C	17:X:16:LEU:HD23	2.38	0.44
1:A:55:ALA:H	1:A:70:SER:CB	2.30	0.44
1:A:104:GLU:OE1	13:O:99:ARG:CD	2.65	0.44
1:A:215:HIS:ND1	24:A:1043:PQ9:O1	2.51	0.44
1:A:286:ALA:O	1:A:289:GLY:N	2.51	0.44
2:B:113:TRP:C	2:B:115:TRP:N	2.69	0.44
2:B:136:PRO:HB3	2:B:221:PRO:HG3	2.00	0.44
2:B:237:VAL:HB	22:B:1020:CLA:CMD	2.48	0.44
22:B:1012:CLA:CHD	22:B:1020:CLA:C20	2.94	0.44
3:C:89:ILE:O	3:C:111:PHE:HE2	2.00	0.44
3:C:385:GLN:HB3	3:C:386:PRO:CD	2.48	0.44
22:C:1028:CLA:H91	29:C:1056:DGD:C9B	2.47	0.44
22:C:1033:CLA:H3A	22:C:1033:CLA:HBA1	1.75	0.44
4:D:262:SER:N	28:D:1062:MGE:O3D	2.51	0.44
8:I:6:ILE:O	8:I:10:ILE:HD11	2.17	0.44
8:I:25:SER:O	8:I:26:GLY:O	2.36	0.44
13:O:64:TYR:HA	13:O:271:PRO:HA	1.99	0.44
15:U:68:THR:HG22	15:U:71:GLN:CG	2.48	0.44
1:A:89:ILE:HD13	1:A:94:TYR:CG	2.53	0.44
1:A:132:GLU:O	1:A:136:ARG:HG2	2.17	0.44
2:B:35:GLY:O	2:B:39:LEU:HG	2.18	0.44
2:B:153:PHE:HD1	2:B:157:HIS:CB	2.30	0.44
2:B:191:ASN:HD21	7:H:60:VAL:CA	2.19	0.44
3:C:70:PHE:O	3:C:74:HIS:ND1	2.47	0.44
3:C:330:SER:HB2	13:O:126:GLY:O	2.17	0.44
22:C:1025:CLA:CHB	22:C:1025:CLA:O2A	2.60	0.44
22:C:1029:CLA:CBC	22:C:1029:CLA:CMC	2.84	0.44
25:C:1052:BCR:H403	25:C:1052:BCR:H24C	1.76	0.44
8:I:1:MET:C	8:I:3:THR:N	2.71	0.44
13:O:65:ARG:HG2	13:O:66:ILE:N	2.33	0.44
13:O:172:PHE:HD1	13:O:221:GLY:HA3	1.77	0.44
13:O:235:GLY:HA3	13:O:269:ILE:O	2.17	0.44
14:T:24:ARG:HD2	14:T:24:ARG:C	2.38	0.44
1:A:121:LEU:O	1:A:124:SER:N	2.51	0.44
1:A:309:ALA:HB3	16:V:28:GLU:CB	2.47	0.44
24:A:1043:PQ9:H292	24:A:1043:PQ9:H393	1.99	0.44
2:B:151:PHE:HB2	2:B:206:GLY:HA3	1.98	0.44
2:B:488:PRO:O	2:B:489:GLU:CB	2.59	0.44
22:B:1016:CLA:H202	22:D:1008:CLA:HAA2	2.00	0.44
22:B:1019:CLA:H122	22:B:1019:CLA:H162	1.51	0.44
22:B:1022:CLA:H152	12:M:24:ILE:HG21	1.99	0.44

Continued on next page...

Continued from previous page...

Atom-1	Atom-2	Interatomic distance (Å)	Clash overlap (Å)
3:C:87:ILE:HG13	3:C:88:LEU:H	1.82	0.44
3:C:257:PHE:HD1	3:C:257:PHE:N	2.09	0.44
3:C:420:VAL:HG21	3:C:425:TRP:HZ2	1.83	0.44
22:C:1028:CLA:H91	29:C:1056:DGD:HB91	1.98	0.44
29:C:1057:DGD:HB72	28:D:1059:MGE:H7B1	1.99	0.44
4:D:14:TRP:CD1	4:D:14:TRP:C	2.91	0.44
4:D:145:ALA:HA	4:D:276:VAL:HG11	2.00	0.44
4:D:194:ASN:C	4:D:194:ASN:OD1	2.55	0.44
4:D:217:THR:CG2	4:D:218:VAL:N	2.81	0.44
4:D:265:ARG:NH1	4:D:265:ARG:CG	2.70	0.44
22:D:1005:CLA:H91	28:D:1062:MGE:H263	1.99	0.44
22:D:1008:CLA:H18	22:D:1008:CLA:H151	1.58	0.44
10:K:17:ILE:HB	10:K:18:PHE:CD1	2.53	0.44
13:O:52:ALA:HB1	13:O:229:LYS:HA	2.00	0.44
1:A:131:TRP:CH2	22:C:1029:CLA:HMA3	2.52	0.44
1:A:160:ILE:HD13	3:C:431:PHE:HE1	1.80	0.44
1:A:202:VAL:O	1:A:206:PHE:HB2	2.18	0.44
1:A:215:HIS:CD2	1:A:275:LEU:CD1	3.00	0.44
1:A:308:ASP:HB2	5:E:52:PRO:O	2.17	0.44
2:B:247:PHE:CE1	2:B:251:VAL:CG2	3.01	0.44
2:B:367:PRO:O	2:B:367:PRO:HG2	2.18	0.44
3:C:143:TYR:CE2	22:C:1037:CLA:HED2	2.53	0.44
3:C:223:TRP:HD1	3:C:224:ILE:HD13	1.83	0.44
3:C:244:CYS:HA	22:C:1030:CLA:HMC1	2.00	0.44
3:C:293:ASN:HD22	3:C:296:VAL:HG22	1.82	0.44
3:C:428:THR:O	3:C:429:SER:C	2.56	0.44
3:C:457:LYS:HD2	4:D:224:GLN:NE2	2.33	0.44
22:C:1029:CLA:HBA2	22:C:1029:CLA:CMA	2.03	0.44
22:C:1035:CLA:H111	25:C:1052:BCR:H24C	1.98	0.44
4:D:85:MET:HA	5:E:69:ARG:HB3	2.00	0.44
28:D:1062:MGE:H2G	28:D:1062:MGE:H1D	1.40	0.44
13:O:59:ASP:O	13:O:60:SER:HB2	2.16	0.44
13:O:92:VAL:HG12	13:O:93:PRO:HD2	2.00	0.44
13:O:236:GLU:C	13:O:237:ILE:HG22	2.37	0.44
15:U:51:LYS:O	15:U:52:ASN:O	2.36	0.44
31:V:1041:HEM:HHC	31:V:1041:HEM:HBB2	1.99	0.44
1:A:284:TRP:O	1:A:285:PHE:C	2.56	0.44
1:A:310:LYS:HD3	1:A:312:ASN:ND2	2.33	0.44
2:B:6:TYR:H	2:B:6:TYR:HD2	1.57	0.44
2:B:30:VAL:HG22	22:B:1021:CLA:C2C	2.48	0.44
2:B:168:VAL:HG12	2:B:169:SER:H	1.79	0.44

Continued on next page...

Continued from previous page...

Atom-1	Atom-2	Interatomic distance (Å)	Clash overlap (Å)
2:B:264:PRO:HG3	2:B:267:LEU:HD12	1.99	0.44
2:B:272:ARG:NH2	2:B:276:ASP:OD2	2.50	0.44
3:C:262:ARG:O	8:I:28:PRO:HG2	2.17	0.44
22:C:1031:CLA:H142	22:C:1031:CLA:H111	1.75	0.44
25:C:1052:BCR:C33	25:C:1052:BCR:C8	2.91	0.44
4:D:161:PRO:CG	4:D:170:ALA:CB	2.96	0.44
4:D:250:ASN:O	4:D:252:PHE:N	2.51	0.44
4:D:308:ASP:C	4:D:310:GLU:N	2.72	0.44
6:F:41:GLN:HG3	9:J:27:LEU:CD2	2.48	0.44
10:K:38:VAL:CG1	18:Y:36:ILE:HG12	2.48	0.44
13:O:173:ASN:HD22	13:O:173:ASN:HA	1.54	0.44
15:U:41:LEU:HD11	15:U:74:ILE:HG22	2.00	0.44
1:A:95:PRO:HD2	1:A:98:GLU:HB2	2.00	0.44
1:A:133:LEU:HB3	4:D:252:PHE:HE2	1.83	0.44
1:A:223:LEU:CD1	4:D:265:ARG:HG2	2.46	0.44
2:B:68:ARG:CD	22:B:1011:CLA:HED1	2.48	0.44
2:B:69:LEU:HD21	22:B:1014:CLA:HMB3	2.00	0.44
2:B:101:ILE:O	25:B:1047:BCR:H391	2.17	0.44
2:B:345:VAL:HG23	2:B:345:VAL:O	2.18	0.44
2:B:407:ASN:O	2:B:409:GLN:N	2.51	0.44
2:B:451:PHE:C	2:B:451:PHE:CD2	2.90	0.44
2:B:452:THR:HB	4:D:291:LEU:CD1	2.48	0.44
2:B:482:ILE:O	2:B:483:ASP:CB	2.62	0.44
3:C:155:ASN:C	3:C:158:THR:HG22	2.38	0.44
3:C:305:THR:O	3:C:308:GLU:N	2.50	0.44
29:C:1056:DGD:C2B	29:C:1056:DGD:HG12	2.40	0.44
4:D:90:LEU:CD2	4:D:109:GLY:H	2.31	0.44
4:D:180:ARG:NH1	4:D:184:PHE:CD1	2.85	0.44
4:D:221:THR:CG2	4:D:248:THR:HB	2.46	0.44
4:D:281:MET:HA	4:D:281:MET:CE	2.46	0.44
4:D:303:ILE:HG21	12:M:2:GLU:HB3	2.00	0.44
7:H:30:LEU:HB3	22:H:1017:CLA:HMD2	1.99	0.44
10:K:30:VAL:O	10:K:32:PHE:N	2.50	0.44
16:V:35:THR:HG23	16:V:46:THR:CA	2.47	0.44
16:V:106:THR:HA	16:V:114:ILE:HG22	2.00	0.44
16:V:126:ILE:O	16:V:128:PRO:HD3	2.18	0.44
1:A:119:PHE:C	1:A:121:LEU:N	2.71	0.43
1:A:213:ALA:CB	23:D:1039:PHO:HBC1	2.47	0.43
1:A:255:PHE:O	1:A:256:GLY:C	2.57	0.43
1:A:341:LEU:O	1:A:343:LEU:N	2.48	0.43
2:B:124:ARG:HA	2:B:124:ARG:HD3	1.74	0.43

Continued on next page...

Continued from previous page...

Atom-1	Atom-2	Interatomic distance (Å)	Clash overlap (Å)
22:B:1023:CLA:H91	22:B:1024:CLA:H152	1.88	0.43
22:B:1023:CLA:H61	22:B:1023:CLA:H2	1.47	0.43
3:C:86:LEU:HB3	3:C:90:PRO:HD3	1.98	0.43
3:C:87:ILE:HG13	3:C:88:LEU:N	2.32	0.43
3:C:281:MET:CG	3:C:285:ILE:HD11	2.48	0.43
22:C:1026:CLA:HBB2	22:K:1034:CLA:H11	1.98	0.43
22:C:1028:CLA:C1C	29:C:1056:DGD:HA31	2.47	0.43
22:C:1029:CLA:H11	22:C:1029:CLA:C1A	2.47	0.43
4:D:250:ASN:C	4:D:252:PHE:N	2.72	0.43
4:D:270:PHE:O	4:D:270:PHE:CD1	2.70	0.43
28:D:1062:MGE:O1A	28:D:1062:MGE:C4B	2.66	0.43
5:E:10:PHE:CE1	6:F:19:ARG:HD2	2.52	0.43
10:K:28:ILE:HA	10:K:31:LEU:HG	1.99	0.43
11:L:24:ILE:CD1	12:M:18:PRO:HB2	2.48	0.43
13:O:44:LYS:HB3	13:O:72:GLN:OE1	2.18	0.43
16:V:90:PRO:HD2	16:V:92:ARG:NH2	2.33	0.43
1:A:177:SER:HA	1:A:180:PHE:HD2	1.83	0.43
1:A:192:ILE:CD1	1:A:293:MET:HE1	2.48	0.43
23:A:1038:PHO:OBD	23:A:1038:PHO:CED	2.66	0.43
2:B:28:ALA:HB2	2:B:107:LEU:CB	2.48	0.43
2:B:63:LEU:N	2:B:64:PRO:HD3	2.33	0.43
22:B:1013:CLA:HMC1	22:B:1013:CLA:CBC	2.37	0.43
3:C:45:LEU:HB3	3:C:46:SER:H	1.59	0.43
3:C:69:LEU:HD21	3:C:116:VAL:HG22	2.01	0.43
3:C:284:PHE:HB3	29:C:1055:DGD:HB81	2.00	0.43
3:C:293:ASN:OD1	3:C:294:ASN:N	2.51	0.43
3:C:460:ASP:OD1	3:C:462:GLU:HG2	2.18	0.43
22:C:1032:CLA:HBD	22:C:1032:CLA:HAA1	2.01	0.43
22:C:1035:CLA:CMB	25:C:1052:BCR:H272	2.45	0.43
29:C:1057:DGD:O2D	9:J:32:ALA:HB1	2.18	0.43
22:D:1005:CLA:HBC1	22:D:1004:CLA:CBB	2.34	0.43
5:E:8:ARG:HB2	6:F:13:TYR:CB	2.48	0.43
13:O:70:CYS:HB2	13:O:105:ASP:CB	2.47	0.43
1:A:51:ALA:O	1:A:55:ALA:HB3	2.18	0.43
1:A:285:PHE:O	1:A:288:LEU:HB2	2.19	0.43
22:A:1007:CLA:HAC1	25:A:1044:BCR:C16	2.48	0.43
22:A:1007:CLA:C14	8:I:13:THR:OG1	2.66	0.43
2:B:54:PRO:O	2:B:55:MET:C	2.57	0.43
2:B:69:LEU:HD12	2:B:69:LEU:HA	1.84	0.43
22:B:1015:CLA:H71	22:B:1015:CLA:H42	1.94	0.43
22:B:1023:CLA:H151	22:B:1024:CLA:C4A	2.48	0.43

Continued on next page...

Continued from previous page...

Atom-1	Atom-2	Interatomic distance (Å)	Clash overlap (Å)
3:C:54:VAL:O	3:C:55:ALA:C	2.55	0.43
3:C:56:HIS:O	3:C:59:LEU:N	2.52	0.43
3:C:75:PHE:O	10:K:10:LYS:HE3	2.18	0.43
3:C:265:ILE:HG23	3:C:270:ALA:CB	2.48	0.43
3:C:337:LEU:HD22	3:C:342:MET:HG3	1.99	0.43
3:C:440:GLY:O	3:C:442:LEU:N	2.50	0.43
22:C:1035:CLA:H152	20:Z:20:VAL:HG13	1.98	0.43
4:D:48:TRP:CD1	23:D:1039:PHO:H162	2.53	0.43
4:D:57:SER:OG	4:D:65:SER:CB	2.64	0.43
4:D:96:GLU:HG2	4:D:97:ALA:H	1.82	0.43
4:D:106:GLN:C	4:D:108:GLY:N	2.72	0.43
4:D:250:ASN:CG	4:D:251:ARG:N	2.70	0.43
24:D:1042:PQ9:H393	11:L:26:VAL:CG1	2.48	0.43
22:H:1017:CLA:H93	22:H:1017:CLA:H62	1.59	0.43
9:J:10:LEU:CD2	9:J:11:TRP:H	2.31	0.43
13:O:129:PHE:CD2	13:O:129:PHE:C	2.92	0.43
13:O:184:ASP:OD2	13:O:188:ARG:NH1	2.50	0.43
15:U:36:ILE:HG22	15:U:42:TYR:CB	2.48	0.43
15:U:36:ILE:HA	15:U:42:TYR:HB2	2.01	0.43
15:U:85:THR:O	15:U:86:GLU:C	2.56	0.43
16:V:95:ILE:O	16:V:99:VAL:HG23	2.18	0.43
1:A:93:PHE:HB2	3:C:218:PHE:CD2	2.47	0.43
1:A:161:TYR:CZ	1:A:186:PHE:CE2	3.06	0.43
23:A:1038:PHO:HBA1	23:A:1038:PHO:H3A	1.26	0.43
2:B:23:HIS:C	2:B:25:MET:H	2.21	0.43
2:B:103:LEU:O	2:B:104:SER:C	2.56	0.43
2:B:113:TRP:HD1	2:B:114:HIS:N	2.16	0.43
2:B:185:TRP:HZ3	2:B:204:ALA:HB2	1.84	0.43
2:B:226:TYR:O	2:B:226:TYR:CD2	2.66	0.43
22:B:1009:CLA:HBC2	22:B:1009:CLA:HMC1	1.99	0.43
22:B:1013:CLA:H111	22:B:1013:CLA:H142	1.73	0.43
22:B:1022:CLA:CBC	22:B:1022:CLA:CHD	2.79	0.43
22:B:1024:CLA:H111	22:B:1024:CLA:H143	1.77	0.43
3:C:64:ALA:O	3:C:68:THR:HB	2.18	0.43
3:C:123:ALA:HA	25:C:1052:BCR:C14	2.48	0.43
3:C:305:THR:O	3:C:306:GLY:C	2.56	0.43
3:C:321:ASP:HB2	3:C:340:TYR:HE1	1.83	0.43
22:C:1026:CLA:C3	22:C:1026:CLA:CGA	2.96	0.43
4:D:53:THR:HG23	4:D:67:TYR:HE2	1.83	0.43
4:D:90:LEU:O	22:D:1008:CLA:HED1	2.18	0.43
10:K:27:VAL:O	10:K:31:LEU:HG	2.18	0.43

Continued on next page...

Continued from previous page...

Atom-1	Atom-2	Interatomic distance (Å)	Clash overlap (Å)
25:K:1051:BCR:C23	25:K:1051:BCR:H392	2.48	0.43
16:V:47:LEU:HD21	16:V:51:GLN:HB2	2.01	0.43
1:A:13:LEU:H	1:A:13:LEU:CD1	2.27	0.43
1:A:311:GLY:O	1:A:312:ASN:C	2.55	0.43
2:B:33:TRP:HA	2:B:36:SER:HB2	1.99	0.43
2:B:57:ARG:C	2:B:59:GLY:H	2.21	0.43
2:B:108:PHE:C	2:B:111:ALA:HB3	2.38	0.43
2:B:359:MET:HB3	2:B:425:ILE:HG23	2.00	0.43
2:B:460:LEU:O	4:D:280:TRP:CZ3	2.70	0.43
22:B:1021:CLA:H62	28:B:1060:MGE:H231	2.01	0.43
3:C:81:MET:SD	3:C:90:PRO:HA	2.57	0.43
3:C:224:ILE:CG2	25:C:1054:BCR:H381	2.34	0.43
4:D:16:ASP:O	4:D:20:ASP:HB2	2.18	0.43
4:D:103:ARG:HA	4:D:106:GLN:HE21	1.83	0.43
4:D:337:GLU:HG2	4:D:339:PHE:CZ	2.53	0.43
8:I:24:LEU:C	8:I:26:GLY:N	2.70	0.43
12:M:9:ILE:CG2	12:M:13:LEU:HD23	2.48	0.43
15:U:70:ARG:CZ	15:U:74:ILE:HD11	2.49	0.43
16:V:45:ILE:HG22	16:V:45:ILE:O	2.19	0.43
16:V:101:TYR:HE1	16:V:118:HIS:ND1	2.14	0.43
17:X:37:LEU:HD23	17:X:37:LEU:HA	1.74	0.43
1:A:59:ASP:OD2	1:A:59:ASP:N	2.51	0.43
1:A:141:PRO:C	1:A:143:ILE:N	2.71	0.43
1:A:143:ILE:CG2	1:A:144:CYS:N	2.81	0.43
1:A:271:LEU:O	1:A:274:PHE:N	2.52	0.43
1:A:281:VAL:CG1	1:A:285:PHE:HE1	2.32	0.43
1:A:320:ILE:O	1:A:323:ARG:N	2.50	0.43
1:A:323:ARG:HD2	1:A:323:ARG:HA	1.72	0.43
23:A:1038:PHO:C9	22:D:1005:CLA:C17	2.97	0.43
23:A:1038:PHO:C4	23:A:1038:PHO:C7	2.93	0.43
24:A:1043:PQ9:C45	24:A:1043:PQ9:C40	2.96	0.43
2:B:6:TYR:CE1	28:B:1060:MGE:H2D	2.53	0.43
2:B:12:LEU:HD23	2:B:19:LEU:HA	1.99	0.43
2:B:188:ASP:OD1	7:H:58:VAL:HA	2.19	0.43
2:B:328:GLY:O	2:B:444:ARG:HG2	2.18	0.43
2:B:347:ARG:HG2	2:B:347:ARG:HH11	1.83	0.43
2:B:468:TRP:CE2	22:B:1019:CLA:HED2	2.53	0.43
3:C:60:ILE:CG1	22:C:1027:CLA:HMD1	2.49	0.43
3:C:81:MET:SD	3:C:89:ILE:HG22	2.59	0.43
3:C:139:THR:HG23	3:C:139:THR:O	2.18	0.43
3:C:229:ASN:ND2	3:C:232:ASP:OD2	2.47	0.43

Continued on next page...

Continued from previous page...

Atom-1	Atom-2	Interatomic distance (Å)	Clash overlap (Å)
3:C:438:LEU:HD13	3:C:442:LEU:CD1	2.49	0.43
3:C:440:GLY:O	3:C:441:HIS:C	2.56	0.43
22:C:1026:CLA:HBB1	22:K:1034:CLA:HMD3	1.99	0.43
22:C:1027:CLA:HHC	22:C:1027:CLA:CBB	2.48	0.43
4:D:46:GLY:CA	25:D:1050:BCR:H10C	2.48	0.43
4:D:67:TYR:O	4:D:70:GLY:N	2.47	0.43
4:D:158:LEU:O	4:D:162:LEU:CG	2.66	0.43
25:D:1050:BCR:C19	28:D:1059:MGE:H102	2.48	0.43
10:K:21:LEU:O	10:K:22:VAL:C	2.57	0.43
13:O:58:ILE:HG23	13:O:160:THR:O	2.18	0.43
15:U:55:TYR:N	15:U:55:TYR:CD1	2.82	0.43
20:Z:4:LEU:HD12	20:Z:4:LEU:O	2.17	0.43
20:Z:44:SER:O	20:Z:48:ILE:CD1	2.66	0.43
1:A:60:ILE:O	1:A:61:ASP:O	2.37	0.43
1:A:128:GLY:C	1:A:130:GLN:N	2.72	0.43
1:A:219:VAL:HG11	4:D:268:HIS:CD2	2.54	0.43
1:A:259:ILE:HD13	24:A:1043:PQ9:C24	2.38	0.43
1:A:259:ILE:N	4:D:128:ARG:NH2	2.58	0.43
1:A:301:ASN:HB3	3:C:407:VAL:HG11	2.00	0.43
1:A:330:VAL:HG11	4:D:347:PRO:O	2.19	0.43
24:A:1043:PQ9:H311	24:A:1043:PQ9:H291	1.68	0.43
2:B:6:TYR:OH	28:B:1060:MGE:H3D	2.19	0.43
2:B:389:LYS:HB3	2:B:390:TYR:CE1	2.54	0.43
2:B:486:LEU:O	2:B:487:SER:HB2	2.19	0.43
22:B:1011:CLA:H42	22:B:1011:CLA:O2A	2.19	0.43
22:B:1021:CLA:CED	22:B:1021:CLA:C2	2.89	0.43
28:B:1060:MGE:O1B	28:B:1060:MGE:C3G	2.63	0.43
3:C:145:SER:O	3:C:147:PHE:N	2.52	0.43
3:C:298:PRO:O	3:C:300:GLU:OE1	2.36	0.43
3:C:332:GLN:NE2	13:O:175:PRO:HG3	2.34	0.43
3:C:343:ARG:NH1	3:C:348:GLU:CB	2.82	0.43
3:C:348:GLU:OE2	3:C:373:ASN:HB3	2.18	0.43
4:D:185:PHE:O	4:D:190:ASN:N	2.50	0.43
4:D:277:THR:HG22	4:D:278:GLY:N	2.34	0.43
5:E:68:ASP:H	5:E:75:GLN:HE21	1.65	0.43
6:F:41:GLN:HG3	9:J:27:LEU:HG	2.01	0.43
9:J:7:ARG:HG2	9:J:7:ARG:NH1	2.31	0.43
22:K:1034:CLA:C4	22:K:1034:CLA:HBA1	2.49	0.43
13:O:92:VAL:HG12	13:O:93:PRO:N	2.33	0.43
13:O:160:THR:O	13:O:160:THR:CG2	2.66	0.43
13:O:172:PHE:CB	13:O:221:GLY:HA3	2.48	0.43

Continued on next page...

Continued from previous page...

Atom-1	Atom-2	Interatomic distance (Å)	Clash overlap (Å)
13:O:184:ASP:OD1	13:O:188:ARG:HB2	2.18	0.43
13:O:231:ASP:HB3	13:O:234:THR:HG1	1.83	0.43
14:T:14:ILE:HG21	25:T:6046:BCR:H352	2.00	0.43
1:A:38:ILE:O	1:A:42:LEU:HD23	2.18	0.43
1:A:63:ILE:HG12	1:A:65:GLU:N	2.34	0.43
1:A:295:PHE:HD2	3:C:291:TRP:CE2	2.37	0.43
22:A:1006:CLA:CAA	29:C:1057:DGD:HBN2	2.48	0.43
2:B:3:LEU:O	11:L:10:VAL:HA	2.19	0.43
2:B:181:VAL:HG11	2:B:196:GLY:HA2	1.98	0.43
2:B:291:SER:O	2:B:296:ALA:HB3	2.18	0.43
22:B:1011:CLA:CGD	22:B:1011:CLA:HAA2	2.48	0.43
22:B:1023:CLA:H111	22:B:1023:CLA:H142	1.61	0.43
3:C:139:THR:HG23	3:C:142:GLU:CG	2.48	0.43
3:C:327:ASN:HD21	3:C:331:ALA:N	2.17	0.43
3:C:327:ASN:ND2	3:C:330:SER:N	2.67	0.43
22:C:1035:CLA:H143	22:C:1035:CLA:H112	1.79	0.43
18:Y:43:ARG:HH21	18:Y:44:GLY:N	2.14	0.43
1:A:101:SER:O	1:A:102:LEU:C	2.56	0.43
1:A:147:TYR:CE2	23:A:1038:PHO:HAA1	2.53	0.43
1:A:329:GLU:O	1:A:332:HIS:ND1	2.47	0.43
22:B:1021:CLA:HBC3	25:B:1047:BCR:C34	2.49	0.43
3:C:322:GLN:NE2	3:C:381:LYS:HG2	2.34	0.43
22:C:1028:CLA:H62	29:C:1057:DGD:HA42	2.01	0.43
22:C:1037:CLA:H142	22:C:1037:CLA:C10	2.48	0.43
4:D:39:PRO:CB	22:D:1008:CLA:CBB	2.97	0.43
4:D:113:PHE:O	4:D:114:ILE:C	2.57	0.43
7:H:30:LEU:CA	7:H:33:VAL:HG22	2.48	0.43
10:K:18:PHE:CD1	10:K:18:PHE:N	2.86	0.43
22:K:1034:CLA:H41	22:K:1034:CLA:C8	2.48	0.43
16:V:125:ASP:CG	16:V:126:ILE:HD13	2.39	0.43
17:X:11:THR:O	17:X:11:THR:CG2	2.65	0.43
17:X:13:THR:HG22	17:X:14:PRO:HD2	2.00	0.43
20:Z:29:SER:HB2	20:Z:31:GLN:HE21	1.83	0.43
2:B:24:LEU:HA	22:B:1023:CLA:HED3	2.01	0.43
2:B:62:VAL:HG11	22:B:1013:CLA:HED2	2.00	0.43
2:B:135:LEU:HB2	2:B:136:PRO:HD3	2.01	0.43
2:B:153:PHE:CB	22:B:1014:CLA:HMC3	2.49	0.43
2:B:298:LEU:HG	2:B:402:TYR:CD2	2.53	0.43
2:B:338:GLN:HE21	2:B:338:GLN:CA	2.17	0.43
22:B:1009:CLA:CBA	22:B:1009:CLA:O2D	2.60	0.43
3:C:82:TYR:CD2	3:C:302:TYR:O	2.72	0.43

Continued on next page...

Continued from previous page...

Atom-1	Atom-2	Interatomic distance (Å)	Clash overlap (Å)
3:C:100:GLY:O	3:C:102:GLY:O	2.36	0.43
3:C:163:PHE:O	3:C:166:ILE:HG12	2.19	0.43
3:C:172:ALA:H	22:C:1025:CLA:HBC2	1.76	0.43
3:C:397:THR:O	3:C:399:ALA:N	2.52	0.43
4:D:145:ALA:HB2	4:D:272:LEU:HD12	2.00	0.43
4:D:263:ASN:OD1	4:D:264:LYS:N	2.52	0.43
13:O:36:ILE:O	13:O:36:ILE:CG2	2.66	0.43
13:O:74:THR:HG22	13:O:263:GLY:HA2	2.00	0.43
13:O:142:ILE:HA	13:O:143:PRO:HD3	1.78	0.43
13:O:266:TYR:CG	13:O:267:ALA:N	2.86	0.43
16:V:101:TYR:CE2	31:V:1041:HEM:HAA1	2.54	0.43
1:A:133:LEU:HD23	4:D:252:PHE:CD2	2.53	0.42
1:A:305:SER:HB3	3:C:415:ASN:HD21	1.84	0.42
2:B:23:HIS:C	2:B:25:MET:N	2.73	0.42
2:B:98:LEU:O	2:B:98:LEU:HD22	2.19	0.42
2:B:162:PHE:C	2:B:162:PHE:CD1	2.92	0.42
2:B:309:LEU:O	2:B:310:ALA:C	2.57	0.42
2:B:359:MET:HA	2:B:360:PRO:HD2	1.85	0.42
22:B:1013:CLA:HBC3	22:B:1013:CLA:CMC	2.38	0.42
3:C:83:GLU:CD	16:V:129:LYS:HZ1	2.23	0.42
3:C:128:GLY:N	22:C:1037:CLA:HAC2	2.34	0.42
3:C:321:ASP:OD2	3:C:321:ASP:N	2.52	0.42
3:C:441:HIS:C	3:C:441:HIS:ND1	2.72	0.42
22:C:1027:CLA:H62	22:C:1027:CLA:H41	1.60	0.42
22:C:1036:CLA:H42	22:C:1036:CLA:O2A	2.19	0.42
4:D:269:PHE:CD1	4:D:269:PHE:C	2.92	0.42
4:D:276:VAL:HG23	4:D:277:THR:H	1.83	0.42
4:D:281:MET:CA	4:D:281:MET:CE	2.97	0.42
4:D:299:ILE:C	4:D:301:GLN:N	2.72	0.42
13:O:227:VAL:HG13	13:O:237:ILE:HG13	2.00	0.42
16:V:105:PRO:HD3	16:V:120:SER:HB3	2.01	0.42
18:Y:44:GLY:O	18:Y:45:ASN:CB	2.49	0.42
1:A:58:VAL:CG2	1:A:83:VAL:HG23	2.49	0.42
1:A:113:GLN:CA	1:A:116:ILE:HG22	2.48	0.42
1:A:316:THR:C	1:A:318:ALA:N	2.72	0.42
1:A:318:ALA:HA	1:A:321:ILE:HD12	2.00	0.42
1:A:323:ARG:C	1:A:325:ASN:N	2.73	0.42
22:A:1006:CLA:H161	25:D:1050:BCR:C27	2.44	0.42
2:B:6:TYR:O	22:B:1019:CLA:CBA	2.66	0.42
2:B:13:ILE:HD12	2:B:234:ILE:HG23	2.01	0.42
2:B:30:VAL:O	2:B:33:TRP:N	2.52	0.42

Continued on next page...

Continued from previous page...

Atom-1	Atom-2	Interatomic distance (Å)	Clash overlap (Å)
2:B:68:ARG:HE	2:B:264:PRO:HD3	1.84	0.42
2:B:284:ILE:HD11	2:B:309:LEU:HG	2.01	0.42
22:B:1015:CLA:C20	11:L:27:LEU:HD13	2.49	0.42
22:B:1016:CLA:HMB3	4:D:126:MET:SD	2.59	0.42
3:C:54:VAL:HG12	3:C:125:LEU:O	2.19	0.42
3:C:89:ILE:HG23	3:C:111:PHE:HE2	1.80	0.42
3:C:130:VAL:CG2	22:C:1035:CLA:H102	2.49	0.42
3:C:170:ILE:CG2	3:C:171:GLY:N	2.82	0.42
3:C:191:PRO:O	3:C:192:GLY:C	2.58	0.42
22:C:1031:CLA:OBD	22:C:1033:CLA:C15	2.68	0.42
22:C:1035:CLA:CBB	22:K:1034:CLA:CHB	2.96	0.42
4:D:87:HIS:C	4:D:167:TRP:HE1	2.20	0.42
4:D:120:PHE:CD1	4:D:123:ILE:HD12	2.55	0.42
4:D:127:LEU:O	4:D:130:PHE:HB2	2.19	0.42
5:E:13:ILE:HG13	5:E:13:ILE:O	2.18	0.42
7:H:35:MET:SD	22:H:1017:CLA:H42	2.59	0.42
10:K:12:PRO:HB3	20:Z:62:VAL:HG21	2.00	0.42
22:K:1034:CLA:CGA	22:K:1034:CLA:C1A	2.97	0.42
12:M:31:SER:HA	12:M:35:SER:O	2.19	0.42
17:X:12:ILE:O	17:X:12:ILE:CG1	2.67	0.42
1:A:219:VAL:CB	4:D:268:HIS:HB3	2.49	0.42
1:A:280:VAL:CG2	4:D:212:ALA:HB1	2.49	0.42
1:A:290:ILE:HG12	22:A:1003:CLA:OBD	2.19	0.42
1:A:340:PRO:CD	15:U:103:TYR:HE2	2.32	0.42
2:B:346:PHE:N	2:B:346:PHE:CD2	2.87	0.42
2:B:347:ARG:O	2:B:398:THR:HG22	2.20	0.42
22:B:1020:CLA:H8	22:B:1020:CLA:H51	1.91	0.42
29:B:1058:DGD:HBV2	4:D:287:VAL:HG22	2.01	0.42
3:C:164:HIS:CA	3:C:167:VAL:HB	2.47	0.42
22:C:1033:CLA:C9	22:C:1036:CLA:CAA	2.97	0.42
22:C:1035:CLA:HBA1	22:C:1035:CLA:H3A	1.88	0.42
22:C:1037:CLA:H72	22:C:1037:CLA:H111	1.60	0.42
29:C:1056:DGD:HB32	29:C:1057:DGD:HA31	2.01	0.42
4:D:191:TRP:CD1	4:D:197:HIS:CD2	3.07	0.42
24:D:1042:PQ9:H27	24:D:1042:PQ9:H312	1.57	0.42
6:F:15:ILE:HD12	31:F:1040:HEM:CMD	2.49	0.42
6:F:16:PHE:CZ	31:F:1040:HEM:HBD2	2.54	0.42
8:I:1:MET:C	8:I:3:THR:H	2.22	0.42
13:O:92:VAL:CG1	13:O:93:PRO:CD	2.98	0.42
25:T:6046:BCR:C33	25:T:6046:BCR:C8	2.72	0.42
16:V:138:LEU:HA	16:V:138:LEU:HD23	1.79	0.42

Continued on next page...

Continued from previous page...

Atom-1	Atom-2	Interatomic distance (Å)	Clash overlap (Å)
1:A:62:GLY:CA	1:A:87:ASN:HB2	2.46	0.42
1:A:140:ARG:HB2	4:D:220:ASN:HA	2.01	0.42
1:A:183:MET:O	1:A:186:PHE:N	2.52	0.42
1:A:254:TYR:CD1	1:A:254:TYR:C	2.93	0.42
1:A:281:VAL:O	1:A:284:TRP:HB2	2.19	0.42
1:A:309:ALA:O	1:A:311:GLY:N	2.51	0.42
1:A:310:LYS:HE2	16:V:151:ILE:HG22	2.00	0.42
22:A:1003:CLA:HMC2	22:D:1004:CLA:C2C	2.49	0.42
22:A:1003:CLA:CMC	22:D:1004:CLA:HMC2	2.49	0.42
22:A:1006:CLA:H2	22:A:1006:CLA:H61	1.68	0.42
2:B:61:PHE:HB2	22:B:1015:CLA:CMA	2.48	0.42
2:B:95:GLY:O	2:B:99:ALA:CB	2.67	0.42
2:B:159:THR:HG22	2:B:199:VAL:HG11	2.01	0.42
2:B:268:PHE:CD1	2:B:268:PHE:N	2.88	0.42
2:B:329:PRO:C	2:B:331:ASN:H	2.23	0.42
2:B:437:LEU:O	2:B:438:ASN:HB3	2.19	0.42
22:B:1018:CLA:H112	22:B:1018:CLA:H142	1.64	0.42
22:B:1022:CLA:C9	22:B:1022:CLA:CBC	2.62	0.42
29:B:1058:DGD:HG11	7:H:50:ASN:HD22	1.84	0.42
3:C:82:TYR:HD1	3:C:419:PHE:HE2	1.66	0.42
3:C:117:VAL:HG21	22:C:1027:CLA:C4	2.49	0.42
3:C:162:GLY:HA2	3:C:248:GLY:HA2	2.01	0.42
22:C:1035:CLA:CBB	22:K:1034:CLA:HMA2	2.50	0.42
4:D:14:TRP:O	4:D:17:ILE:CG1	2.67	0.42
4:D:89:LEU:CD1	7:H:50:ASN:OD1	2.62	0.42
4:D:125:PHE:CD1	4:D:125:PHE:C	2.92	0.42
4:D:348:ARG:HH21	4:D:352:LEU:C	2.22	0.42
22:D:1005:CLA:HBD	22:D:1005:CLA:HAA1	2.01	0.42
5:E:22:ILE:O	5:E:25:ILE:HG13	2.18	0.42
6:F:17:THR:O	6:F:18:VAL:C	2.58	0.42
13:O:52:ALA:CB	13:O:229:LYS:HA	2.50	0.42
13:O:260:LYS:O	13:O:261:ILE:HD13	2.19	0.42
16:V:108:TYR:O	16:V:108:TYR:CD2	2.72	0.42
20:Z:45:GLY:O	20:Z:49:ALA:CB	2.67	0.42
1:A:27:ARG:HG3	1:A:27:ARG:HH11	1.84	0.42
1:A:105:TRP:CD1	1:A:110:GLY:HA3	2.55	0.42
1:A:113:GLN:HB3	1:A:117:PHE:CE1	2.54	0.42
22:A:1003:CLA:C14	23:A:1038:PHO:C7	2.97	0.42
22:A:1007:CLA:H112	22:A:1007:CLA:H72	1.53	0.42
2:B:103:LEU:CG	2:B:104:SER:N	2.82	0.42
2:B:109:LEU:HB3	25:B:1048:BCR:H23C	2.01	0.42

Continued on next page...

Continued from previous page...

Atom-1	Atom-2	Interatomic distance (Å)	Clash overlap (Å)
2:B:247:PHE:O	2:B:247:PHE:CD1	2.72	0.42
2:B:332:LYS:O	2:B:444:ARG:NH1	2.53	0.42
22:B:1021:CLA:C12	28:B:1060:MGE:H132	2.50	0.42
3:C:89:ILE:N	3:C:90:PRO:CD	2.80	0.42
3:C:305:THR:HG22	3:C:308:GLU:CB	2.41	0.42
3:C:377:LEU:O	3:C:381:LYS:HB2	2.19	0.42
4:D:191:TRP:O	4:D:193:LEU:N	2.52	0.42
7:H:3:ARG:HE	7:H:3:ARG:HB3	1.54	0.42
7:H:17:GLU:O	7:H:17:GLU:HG2	2.19	0.42
13:O:79:LYS:HB2	13:O:91:PHE:CE2	2.53	0.42
13:O:254:HIS:H	13:O:254:HIS:CD2	2.38	0.42
25:T:6046:BCR:C23	25:T:6046:BCR:C40	2.92	0.42
15:U:36:ILE:HG22	15:U:42:TYR:HB2	2.02	0.42
18:Y:30:ILE:O	18:Y:30:ILE:CG1	2.67	0.42
1:A:27:ARG:NH1	1:A:28:LEU:HD12	2.34	0.42
1:A:41:LEU:HD22	1:A:41:LEU:H	1.83	0.42
1:A:180:PHE:O	1:A:184:ILE:CD1	2.68	0.42
1:A:199:GLN:C	1:A:201:GLY:H	2.22	0.42
2:B:65:PHE:CE1	22:B:1012:CLA:HED2	2.54	0.42
2:B:237:VAL:C	22:B:1020:CLA:HMD3	2.39	0.42
2:B:311:PHE:HD2	2:B:311:PHE:O	2.03	0.42
2:B:370:LEU:N	2:B:370:LEU:HD12	2.35	0.42
22:B:1011:CLA:H2	22:B:1013:CLA:H91	1.93	0.42
22:B:1011:CLA:ND	22:B:1013:CLA:H51	2.35	0.42
3:C:62:PHE:HZ	10:K:28:ILE:HB	1.83	0.42
3:C:166:ILE:CD1	3:C:248:GLY:HA3	2.44	0.42
3:C:440:GLY:C	3:C:442:LEU:N	2.72	0.42
22:C:1035:CLA:CBB	22:K:1034:CLA:HMA1	2.50	0.42
4:D:93:TRP:HA	4:D:99:GLY:H	1.84	0.42
4:D:120:PHE:O	4:D:121:GLY:C	2.55	0.42
5:E:18:ARG:HG2	5:E:22:ILE:HD11	2.01	0.42
5:E:27:ILE:CD1	5:E:27:ILE:N	2.82	0.42
9:J:18:GLY:HA3	25:K:1051:BCR:H371	2.00	0.42
13:O:37:VAL:O	13:O:37:VAL:HG13	2.19	0.42
13:O:80:GLU:O	13:O:82:PRO:N	2.53	0.42
13:O:134:VAL:HG23	13:O:142:ILE:HG22	2.02	0.42
15:U:64:ILE:H	15:U:67:LEU:HD12	1.84	0.42
15:U:78:ASN:C	15:U:82:PHE:HE2	2.23	0.42
1:A:105:TRP:CH2	1:A:111:PRO:HA	2.55	0.42
1:A:187:GLN:CG	1:A:328:MET:HE1	2.49	0.42
1:A:271:LEU:O	1:A:275:LEU:HG	2.19	0.42

Continued on next page...

Continued from previous page...

Atom-1	Atom-2	Interatomic distance (Å)	Clash overlap (Å)
1:A:285:PHE:O	1:A:289:GLY:N	2.49	0.42
2:B:21:ALA:HB2	2:B:114:HIS:HB2	2.02	0.42
2:B:248:ALA:CA	22:B:1011:CLA:H51	2.50	0.42
2:B:392:PHE:HE2	2:B:417:VAL:HG12	1.85	0.42
3:C:64:ALA:O	3:C:68:THR:CB	2.68	0.42
3:C:119:LEU:HD11	25:C:1052:BCR:C34	2.48	0.42
3:C:431:PHE:CD2	3:C:431:PHE:O	2.69	0.42
22:C:1037:CLA:H121	22:C:1037:CLA:H162	1.26	0.42
4:D:82:ALA:C	4:D:84:SER:N	2.73	0.42
4:D:307:GLU:O	4:D:308:ASP:C	2.58	0.42
7:H:28:THR:N	22:H:1017:CLA:OBD	2.52	0.42
8:I:14:PHE:CE1	8:I:18:LEU:HD12	2.43	0.42
11:L:24:ILE:HD11	12:M:18:PRO:HB2	2.01	0.42
12:M:32:GLN:HE21	12:M:32:GLN:CA	2.25	0.42
13:O:104:LEU:CD1	13:O:107:ILE:HD11	2.49	0.42
13:O:234:THR:HB	13:O:236:GLU:HG3	2.01	0.42
15:U:71:GLN:O	15:U:72:LYS:C	2.57	0.42
1:A:37:MET:SD	1:A:126:TYR:CB	3.08	0.42
1:A:161:TYR:N	1:A:162:PRO:CD	2.83	0.42
1:A:206:PHE:CE2	22:D:1004:CLA:O1A	2.73	0.42
1:A:304:HIS:HE1	16:V:163:TYR:O	2.03	0.42
22:A:1006:CLA:HAA1	22:A:1006:CLA:CBD	2.49	0.42
23:A:1038:PHO:OBD	23:A:1038:PHO:O2D	2.38	0.42
26:A:1063:LHG:HC11	3:C:447:ARG:HH12	1.85	0.42
2:B:188:ASP:CB	7:H:58:VAL:HG22	2.50	0.42
2:B:219:VAL:HG12	2:B:220:ARG:N	2.34	0.42
2:B:313:ASP:OD2	2:B:358:ARG:NH2	2.50	0.42
2:B:326:ARG:NH2	2:B:442:ILE:CG2	2.83	0.42
2:B:474:LEU:C	2:B:475:PHE:HD2	2.23	0.42
3:C:45:LEU:HA	3:C:45:LEU:HD23	1.75	0.42
3:C:146:PHE:O	3:C:147:PHE:HB2	2.19	0.42
3:C:342:MET:HG2	3:C:343:ARG:N	2.34	0.42
5:E:74:GLN:O	5:E:77:GLU:HB2	2.20	0.42
5:E:79:PHE:C	5:E:81:GLU:N	2.72	0.42
5:E:79:PHE:C	5:E:83:LEU:HD13	2.38	0.42
7:H:28:THR:O	7:H:31:MET:N	2.44	0.42
12:M:8:PHE:O	12:M:12:ALA:CB	2.67	0.42
13:O:104:LEU:HD12	13:O:104:LEU:C	2.40	0.42
14:T:28:ARG:HA	14:T:28:ARG:HE	1.83	0.42
15:U:26:ASP:HB3	15:U:30:THR:H	1.84	0.42
16:V:47:LEU:CG	16:V:48:THR:H	2.33	0.42

Continued on next page...

Continued from previous page...

Atom-1	Atom-2	Interatomic distance (Å)	Clash overlap (Å)
16:V:105:PRO:HG2	16:V:115:ALA:HA	2.00	0.42
18:Y:30:ILE:O	18:Y:30:ILE:HG12	2.20	0.42
18:Y:43:ARG:CD	20:Z:31:GLN:HE21	2.28	0.42
1:A:38:ILE:CB	1:A:39:PRO:HD3	2.50	0.42
1:A:129:ARG:NH1	4:D:256:ILE:HD12	2.32	0.42
1:A:131:TRP:CE3	1:A:132:GLU:N	2.87	0.42
1:A:142:TRP:HE1	4:D:219:GLU:HB3	1.84	0.42
22:A:1003:CLA:HAB	22:D:1004:CLA:C4B	2.49	0.42
23:A:1038:PHO:H91	22:D:1005:CLA:C17	2.49	0.42
2:B:135:LEU:HA	2:B:138:MET:HE2	2.01	0.42
2:B:150:CYS:N	22:B:1011:CLA:HBC2	2.34	0.42
22:B:1010:CLA:H61	22:B:1010:CLA:H41	1.84	0.42
22:B:1016:CLA:H143	22:D:1008:CLA:HMB2	2.01	0.42
3:C:130:VAL:O	3:C:134:ILE:CD1	2.68	0.42
3:C:362:ARG:HD2	3:C:367:GLU:CD	2.40	0.42
3:C:457:LYS:HZ2	4:D:228:GLY:HA2	1.80	0.42
22:C:1033:CLA:C14	22:C:1036:CLA:HMD2	2.50	0.42
22:C:1033:CLA:H162	22:C:1033:CLA:H202	1.78	0.42
10:K:35:LEU:O	10:K:37:PHE:N	2.53	0.42
12:M:18:PRO:CG	12:M:19:SER:N	2.83	0.42
13:O:145:LEU:O	13:O:146:PHE:C	2.59	0.42
15:U:28:ASN:ND2	15:U:54:PRO:HB2	2.24	0.42
17:X:13:THR:O	17:X:15:SER:N	2.53	0.42
20:Z:5:PHE:O	20:Z:8:ALA:HB3	2.19	0.42
1:A:37:MET:SD	1:A:126:TYR:HA	2.59	0.42
1:A:81:ALA:CA	1:A:175:GLY:HA3	2.49	0.42
1:A:99:ALA:O	1:A:100:ALA:O	2.38	0.42
1:A:134:SER:HA	1:A:139:MET:HG2	2.01	0.42
1:A:310:LYS:HG2	16:V:151:ILE:CG2	2.46	0.42
1:A:318:ALA:HA	1:A:321:ILE:CD1	2.50	0.42
1:A:330:VAL:HG21	4:D:328:TRP:CZ2	2.55	0.42
2:B:25:MET:O	2:B:26:HIS:C	2.56	0.42
2:B:49:ASP:HA	2:B:50:PRO:HD3	1.86	0.42
2:B:55:MET:HE1	2:B:63:LEU:HD21	2.02	0.42
2:B:99:ALA:O	2:B:101:ILE:N	2.53	0.42
2:B:215:PHE:CE2	2:B:219:VAL:HG21	2.55	0.42
2:B:329:PRO:C	2:B:331:ASN:N	2.73	0.42
2:B:463:PHE:CD2	29:B:1058:DGD:HAV1	2.54	0.42
22:B:1011:CLA:CAD	22:B:1013:CLA:H11	2.48	0.42
22:B:1015:CLA:HAA1	22:B:1015:CLA:CB D	2.50	0.42
3:C:276:LEU:HD22	3:C:441:HIS:N	2.34	0.42

Continued on next page...

Continued from previous page...

Atom-1	Atom-2	Interatomic distance (Å)	Clash overlap (Å)
22:C:1025:CLA:HMB3	25:C:1054:BCR:C27	2.50	0.42
22:C:1032:CLA:H18	29:C:1056:DGD:HBH1	2.02	0.42
22:C:1035:CLA:HMD2	10:K:40:GLN:HE22	1.72	0.42
4:D:69:GLU:HB3	5:E:55:TYR:OH	2.19	0.42
4:D:97:ALA:HB1	4:D:104:TRP:HB2	2.02	0.42
4:D:238:THR:HG22	4:D:239:GLN:HG2	2.01	0.42
7:H:41:PHE:CD1	25:H:1049:BCR:H362	2.49	0.42
11:L:26:VAL:O	11:L:27:LEU:C	2.58	0.42
13:O:76:PHE:CD1	13:O:261:ILE:HD12	2.54	0.42
13:O:184:ASP:CG	13:O:188:ARG:NH1	2.74	0.42
16:V:156:TRP:HA	16:V:156:TRP:CE3	2.55	0.42
18:Y:35:ILE:CD1	18:Y:36:ILE:HD12	2.50	0.42
1:A:193:LEU:O	1:A:193:LEU:CD2	2.68	0.41
1:A:252:HIS:ND1	1:A:266:ASN:HB3	2.35	0.41
1:A:310:LYS:N	16:V:28:GLU:HB2	2.34	0.41
1:A:340:PRO:CD	15:U:103:TYR:CE2	3.03	0.41
2:B:24:LEU:CG	2:B:111:ALA:HA	2.50	0.41
2:B:263:THR:O	2:B:263:THR:OG1	2.26	0.41
2:B:394:GLN:HB3	15:U:17:LEU:HD22	2.01	0.41
22:B:1016:CLA:C19	22:H:1017:CLA:H191	2.16	0.41
22:B:1023:CLA:H2	22:B:1023:CLA:HMA2	2.01	0.41
3:C:79:LYS:O	3:C:84:GLN:NE2	2.53	0.41
3:C:154:LYS:HE3	3:C:261:ARG:HE	1.83	0.41
3:C:160:ILE:O	3:C:161:LEU:C	2.57	0.41
3:C:224:ILE:HG22	3:C:289:PHE:CE1	2.55	0.41
3:C:451:ALA:O	3:C:454:GLY:N	2.53	0.41
4:D:54:PHE:CD1	5:E:47:PHE:HE1	2.38	0.41
23:D:1039:PHO:HMB2	22:D:1004:CLA:H111	2.02	0.41
5:E:34:GLY:O	5:E:37:PHE:HB3	2.20	0.41
6:F:24:HIS:C	6:F:26:LEU:N	2.73	0.41
8:I:4:LEU:O	8:I:5:LYS:C	2.58	0.41
10:K:17:ILE:H	10:K:17:ILE:HG13	1.47	0.41
25:K:1051:BCR:H371	25:K:1051:BCR:H24C	1.64	0.41
13:O:156:GLN:HA	13:O:157:PRO:HD3	1.86	0.41
13:O:163:THR:C	13:O:165:SER:N	2.72	0.41
13:O:175:PRO:HG2	13:O:176:SER:N	2.34	0.41
13:O:180:ALA:HB2	15:U:90:ALA:O	2.20	0.41
13:O:192:SER:OG	13:O:193:GLY:N	2.53	0.41
15:U:45:LEU:HD12	15:U:45:LEU:HA	1.95	0.41
16:V:90:PRO:O	16:V:91:PRO:C	2.55	0.41
16:V:148:GLU:O	16:V:151:ILE:CD1	2.68	0.41

Continued on next page...

Continued from previous page...

Atom-1	Atom-2	Interatomic distance (Å)	Clash overlap (Å)
20:Z:33:TRP:O	20:Z:37:LYS:HB3	2.19	0.41
1:A:183:MET:C	22:A:1003:CLA:CBC	2.88	0.41
1:A:269:ARG:NE	4:D:222:LEU:HD21	2.35	0.41
2:B:246:PHE:HB3	2:B:462:PHE:HB3	2.01	0.41
2:B:385:ARG:HE	2:B:385:ARG:HB2	1.14	0.41
22:B:1023:CLA:HBB1	22:B:1023:CLA:CMB	2.48	0.41
3:C:56:HIS:HD2	3:C:57:ALA:CA	2.33	0.41
3:C:157:MET:HB3	22:C:1031:CLA:CBC	2.49	0.41
3:C:165:LEU:HD21	22:C:1030:CLA:CBB	2.50	0.41
3:C:171:GLY:HA2	3:C:174:LEU:H	1.85	0.41
3:C:239:TRP:O	3:C:243:ILE:CG1	2.67	0.41
3:C:309:ALA:O	3:C:311:GLN:N	2.53	0.41
3:C:337:LEU:HA	3:C:337:LEU:HD23	1.80	0.41
3:C:343:ARG:NH2	13:O:103:SER:O	2.47	0.41
3:C:348:GLU:CB	13:O:42:ALA:CB	2.84	0.41
22:C:1035:CLA:H93	22:C:1035:CLA:H2	2.02	0.41
4:D:21:TRP:CE3	4:D:22:LEU:HB3	2.55	0.41
4:D:46:GLY:HA2	25:D:1050:BCR:H10C	2.02	0.41
4:D:122:LEU:HD22	4:D:122:LEU:N	2.34	0.41
4:D:267:LEU:HD23	4:D:268:HIS:N	2.35	0.41
7:H:31:MET:SD	22:H:1017:CLA:CAA	3.04	0.41
7:H:35:MET:O	7:H:38:PHE:HB3	2.20	0.41
10:K:35:LEU:HD22	25:K:1051:BCR:H352	2.02	0.41
13:O:231:ASP:CB	13:O:234:THR:OG1	2.65	0.41
25:T:6046:BCR:H371	25:T:6046:BCR:H24C	1.61	0.41
25:T:6048:BCR:C30	25:T:6048:BCR:C37	2.61	0.41
16:V:156:TRP:HA	16:V:156:TRP:HE3	1.85	0.41
1:A:215:HIS:HD2	1:A:275:LEU:CD1	2.33	0.41
1:A:278:TRP:CE3	1:A:278:TRP:CA	2.94	0.41
2:B:56:TRP:HZ3	2:B:317:ASN:OD1	2.03	0.41
2:B:445:THR:OG1	2:B:449:GLY:HA3	2.20	0.41
22:B:1012:CLA:C2C	22:B:1021:CLA:CBB	2.98	0.41
22:B:1021:CLA:HED2	22:B:1021:CLA:NA	2.20	0.41
28:B:1060:MGE:H5B2	4:D:276:VAL:CG2	2.50	0.41
22:C:1025:CLA:CMB	25:C:1054:BCR:C24	2.98	0.41
22:C:1026:CLA:HAA1	22:C:1026:CLA:CBD	2.50	0.41
22:C:1028:CLA:H161	22:C:1028:CLA:H202	1.61	0.41
4:D:236:ASN:OD1	4:D:239:GLN:O	2.37	0.41
4:D:269:PHE:C	4:D:271:MET:N	2.72	0.41
4:D:292:ASN:O	4:D:294:ARG:HG2	2.20	0.41
4:D:346:LEU:HA	4:D:347:PRO:HD2	1.86	0.41

Continued on next page...

Continued from previous page...

Atom-1	Atom-2	Interatomic distance (Å)	Clash overlap (Å)
24:D:1042:PQ9:H201	24:D:1042:PQ9:H162	1.84	0.41
5:E:77:GLU:C	5:E:79:PHE:N	2.74	0.41
7:H:40:VAL:HG12	7:H:44:ILE:HG12	2.03	0.41
8:I:3:THR:O	8:I:6:ILE:HG13	2.20	0.41
12:M:20:VAL:O	12:M:24:ILE:HG13	2.20	0.41
14:T:11:ALA:C	14:T:13:ILE:N	2.74	0.41
18:Y:43:ARG:CZ	20:Z:29:SER:HB3	2.49	0.41
1:A:107:TYR:O	1:A:109:GLY:N	2.53	0.41
1:A:142:TRP:CZ2	1:A:273:PHE:HD1	2.38	0.41
1:A:183:MET:CB	22:A:1003:CLA:HBC3	2.35	0.41
2:B:90:PHE:CD2	2:B:90:PHE:O	2.74	0.41
2:B:191:ASN:O	2:B:194:ASN:N	2.52	0.41
2:B:280:PHE:O	2:B:284:ILE:CG1	2.67	0.41
2:B:326:ARG:HG2	4:D:297:ASP:OD2	2.20	0.41
22:B:1016:CLA:H112	22:B:1016:CLA:H142	1.63	0.41
3:C:49:LEU:CG	22:C:1035:CLA:CMA	2.98	0.41
3:C:143:TYR:O	3:C:144:SER:C	2.59	0.41
3:C:343:ARG:HH11	3:C:348:GLU:CG	2.24	0.41
3:C:422:PRO:O	3:C:426:LEU:HD13	2.20	0.41
3:C:432:VAL:HG13	3:C:433:LEU:N	2.35	0.41
22:C:1025:CLA:HMB3	25:C:1054:BCR:H272	2.01	0.41
4:D:153:PHE:O	4:D:157:PHE:HB2	2.20	0.41
4:D:313:THR:H	4:D:316:THR:CG2	2.34	0.41
4:D:315:TYR:CZ	4:D:319:LEU:HD12	2.55	0.41
22:D:1004:CLA:H111	22:D:1004:CLA:H71	1.71	0.41
6:F:43:ILE:O	9:J:36:LEU:HG	2.20	0.41
11:L:25:LEU:HB3	14:T:13:ILE:HG12	2.01	0.41
13:O:183:LEU:HA	13:O:188:ARG:O	2.21	0.41
15:U:16:LYS:HZ2	15:U:85:THR:CB	2.34	0.41
15:U:41:LEU:HD11	15:U:74:ILE:CG2	2.50	0.41
15:U:43:PRO:CG	16:V:109:ASP:CB	2.99	0.41
1:A:107:TYR:C	1:A:109:GLY:N	2.74	0.41
1:A:187:GLN:HG2	1:A:328:MET:HE1	2.02	0.41
1:A:193:LEU:O	4:D:179:PHE:CE2	2.73	0.41
1:A:202:VAL:HA	1:A:205:VAL:HG11	2.02	0.41
1:A:223:LEU:CG	4:D:265:ARG:HG2	2.51	0.41
2:B:33:TRP:HH2	2:B:62:VAL:CG2	2.33	0.41
2:B:98:LEU:O	2:B:102:VAL:HG22	2.20	0.41
2:B:237:VAL:C	22:B:1020:CLA:CMD	2.89	0.41
22:B:1010:CLA:H93	22:B:1010:CLA:H62	1.81	0.41
3:C:100:GLY:O	3:C:101:PRO:C	2.58	0.41

Continued on next page...

Continued from previous page...

Atom-1	Atom-2	Interatomic distance (Å)	Clash overlap (Å)
3:C:200:THR:OG1	3:C:201:ASN:N	2.53	0.41
3:C:237:HIS:O	3:C:238:ILE:C	2.58	0.41
3:C:304:PRO:HG3	3:C:398:HIS:O	2.21	0.41
3:C:348:GLU:CB	13:O:42:ALA:HB3	2.49	0.41
3:C:350:ILE:CG2	3:C:359:TRP:HB2	2.31	0.41
3:C:386:PRO:C	3:C:388:GLN:N	2.73	0.41
3:C:443:TRP:CE3	3:C:443:TRP:CA	3.02	0.41
22:C:1025:CLA:H203	22:C:1025:CLA:H162	1.72	0.41
4:D:27:PHE:HD1	6:F:19:ARG:HG3	1.85	0.41
4:D:78:VAL:CG1	4:D:173:PHE:CB	2.99	0.41
4:D:116:LEU:O	4:D:120:PHE:CD2	2.74	0.41
4:D:273:PHE:O	4:D:276:VAL:HG22	2.21	0.41
4:D:282:SER:HB2	22:D:1004:CLA:HED3	2.01	0.41
22:D:1008:CLA:H61	22:D:1008:CLA:H41	1.64	0.41
6:F:24:HIS:O	6:F:25:THR:C	2.59	0.41
6:F:34:LEU:HD13	9:J:28:PHE:HZ	1.85	0.41
28:L:1061:MGE:H6B2	28:L:1061:MGE:H3B1	1.58	0.41
13:O:56:TYR:O	13:O:161:SER:HA	2.20	0.41
14:T:22:PHE:N	14:T:22:PHE:HD1	2.17	0.41
16:V:105:PRO:HG2	16:V:115:ALA:CA	2.50	0.41
1:A:185:VAL:HG12	1:A:186:PHE:N	2.34	0.41
1:A:190:HIS:HA	1:A:298:ASN:HB3	2.03	0.41
1:A:272:HIS:HB3	4:D:218:VAL:CG1	2.50	0.41
24:A:1043:PQ9:H37	24:A:1043:PQ9:H311	2.01	0.41
2:B:113:TRP:CZ2	22:B:1024:CLA:HBD	2.56	0.41
2:B:122:LEU:HD23	7:H:8:GLY:C	2.41	0.41
2:B:172:TYR:CD2	2:B:173:GLY:N	2.88	0.41
2:B:201:HIS:CD2	2:B:202:HIS:CD2	3.09	0.41
2:B:333:GLY:HA2	2:B:442:ILE:O	2.20	0.41
2:B:366:PHE:CG	2:B:367:PRO:HD2	2.56	0.41
22:B:1023:CLA:HAA2	22:B:1023:CLA:CB	2.51	0.41
22:B:1024:CLA:O2A	22:B:1024:CLA:C2A	2.62	0.41
3:C:81:MET:O	3:C:86:LEU:HD12	2.20	0.41
3:C:305:THR:O	3:C:308:GLU:HB3	2.19	0.41
22:C:1025:CLA:HMB1	22:C:1025:CLA:CBB	2.47	0.41
25:C:1052:BCR:C8	25:C:1052:BCR:H331	2.49	0.41
4:D:29:PHE:CD2	4:D:29:PHE:C	2.93	0.41
4:D:176:ALA:O	4:D:179:PHE:N	2.52	0.41
6:F:15:ILE:HD12	31:F:1040:HEM:HMD1	2.02	0.41
9:J:34:ALA:O	9:J:35:GLY:O	2.39	0.41
10:K:21:LEU:C	10:K:23:ASP:N	2.70	0.41

Continued on next page...

Continued from previous page...

Atom-1	Atom-2	Interatomic distance (Å)	Clash overlap (Å)
13:O:162:ILE:HD13	13:O:269:ILE:HD12	2.02	0.41
16:V:32:GLU:HA	16:V:35:THR:CB	2.51	0.41
1:A:96:ILE:O	1:A:96:ILE:HG22	2.20	0.41
1:A:184:ILE:CD1	4:D:186:GLN:NE2	2.84	0.41
1:A:226:GLU:O	1:A:227:THR:HB	2.21	0.41
1:A:323:ARG:CG	4:D:329:MET:HA	2.50	0.41
22:A:1003:CLA:CHD	22:A:1003:CLA:CBC	2.96	0.41
22:A:1007:CLA:H142	22:A:1007:CLA:H111	1.67	0.41
2:B:52:LEU:C	2:B:54:PRO:HD3	2.40	0.41
2:B:121:GLU:O	2:B:124:ARG:N	2.35	0.41
2:B:149:LEU:CB	22:B:1012:CLA:C20	2.95	0.41
2:B:346:PHE:HE1	2:B:421:ALA:HB2	1.84	0.41
2:B:469:HIS:O	2:B:473:THR:N	2.54	0.41
2:B:472:ARG:CD	22:B:1019:CLA:HED3	2.50	0.41
22:B:1010:CLA:C3D	22:B:1011:CLA:CMB	2.98	0.41
22:B:1018:CLA:H8	22:B:1023:CLA:HBA2	2.01	0.41
3:C:33:PHE:CD2	4:D:229:ALA:CB	3.04	0.41
3:C:62:PHE:CE2	10:K:29:PRO:HG3	2.55	0.41
3:C:401:LEU:O	3:C:409:GLY:N	2.48	0.41
22:C:1026:CLA:H92	22:C:1026:CLA:H61	1.63	0.41
4:D:53:THR:HG22	4:D:67:TYR:HD2	1.85	0.41
4:D:67:TYR:CE1	4:D:76:VAL:HG11	2.55	0.41
4:D:92:LEU:HG	4:D:99:GLY:HA2	2.03	0.41
5:E:77:GLU:O	5:E:80:LEU:N	2.53	0.41
22:K:1034:CLA:H43	22:K:1034:CLA:CBA	2.44	0.41
13:O:216:PHE:C	13:O:216:PHE:CD2	2.94	0.41
16:V:118:HIS:NE2	31:V:1041:HEM:NB	2.69	0.41
1:A:96:ILE:HD12	22:A:1007:CLA:HMD3	2.01	0.41
1:A:135:TYR:HE1	3:C:449:ARG:O	2.03	0.41
25:A:1044:BCR:C37	25:A:1044:BCR:C30	2.61	0.41
2:B:12:LEU:CD2	2:B:19:LEU:HA	2.51	0.41
2:B:125:ASP:OD1	2:B:126:PRO:HD2	2.21	0.41
2:B:242:ILE:HG22	2:B:466:HIS:HB2	2.03	0.41
2:B:421:ALA:O	2:B:424:ALA:N	2.50	0.41
2:B:429:ILE:HG22	2:B:430:PHE:N	2.34	0.41
22:B:1012:CLA:HBB1	22:B:1015:CLA:CAB	2.45	0.41
22:B:1013:CLA:C2B	22:B:1014:CLA:H11	2.51	0.41
22:B:1016:CLA:CHD	22:B:1016:CLA:CBC	2.97	0.41
22:B:1019:CLA:C19	22:B:1021:CLA:H71	2.50	0.41
22:B:1023:CLA:H112	22:B:1024:CLA:C11	2.51	0.41
3:C:110:PRO:O	3:C:113:VAL:HB	2.21	0.41

Continued on next page...

Continued from previous page...

Atom-1	Atom-2	Interatomic distance (Å)	Clash overlap (Å)
3:C:276:LEU:C	3:C:276:LEU:CD2	2.88	0.41
22:C:1028:CLA:H71	22:C:1028:CLA:H111	1.83	0.41
4:D:161:PRO:HG3	4:D:170:ALA:HA	2.02	0.41
4:D:186:GLN:CB	22:D:1004:CLA:HBC1	2.51	0.41
4:D:236:ASN:HA	4:D:237:PRO:HD2	1.96	0.41
5:E:23:HIS:O	5:E:27:ILE:HD13	2.21	0.41
5:E:34:GLY:CA	6:F:32:PHE:CD1	3.03	0.41
11:L:19:LEU:N	11:L:19:LEU:HD23	2.34	0.41
20:Z:43:GLY:O	20:Z:47:TRP:HB2	2.20	0.41
1:A:46:ILE:HD13	1:A:46:ILE:HA	1.88	0.41
1:A:120:LEU:HD11	1:A:155:PHE:CD1	2.55	0.41
1:A:124:SER:OG	1:A:155:PHE:CE2	2.74	0.41
1:A:180:PHE:HD1	4:D:192:THR:HB	1.73	0.41
1:A:195:HIS:ND1	1:A:197:PHE:HB2	2.36	0.41
1:A:279:ARG:HG2	4:D:212:ALA:CB	2.50	0.41
1:A:316:THR:CG2	4:D:75:THR:CG2	2.99	0.41
1:A:331:MET:CG	4:D:320:LEU:HD22	2.51	0.41
22:A:1006:CLA:HAA2	29:C:1057:DGD:HBN2	2.02	0.41
2:B:41:GLU:HB3	2:B:60:MET:SD	2.60	0.41
2:B:67:ALA:CB	2:B:267:LEU:HD21	2.50	0.41
2:B:69:LEU:HD23	22:B:1013:CLA:H3A	2.03	0.41
2:B:110:ALA:O	2:B:113:TRP:HB3	2.21	0.41
2:B:121:GLU:HB3	7:H:4:ARG:HA	2.01	0.41
2:B:137:LYS:NZ	2:B:137:LYS:HB3	2.36	0.41
2:B:153:PHE:HA	22:B:1014:CLA:HMC3	2.03	0.41
2:B:192:PRO:HG3	7:H:49:TYR:CD1	2.55	0.41
2:B:271:THR:HG23	2:B:274:GLN:H	1.85	0.41
2:B:341:LYS:O	2:B:404:GLY:HA3	2.20	0.41
22:B:1011:CLA:H92	22:B:1011:CLA:CBB	2.43	0.41
22:B:1016:CLA:H8	22:H:1017:CLA:H111	2.02	0.41
3:C:49:LEU:HD23	3:C:133:ALA:HB2	2.03	0.41
3:C:284:PHE:HB3	29:C:1055:DGD:C8B	2.50	0.41
3:C:376:ASP:OD1	3:C:379:LYS:HG3	2.20	0.41
3:C:404:LEU:C	3:C:406:SER:N	2.73	0.41
22:C:1025:CLA:H3A	22:C:1025:CLA:HBA2	1.58	0.41
22:C:1032:CLA:H2	22:K:1034:CLA:HMB1	2.03	0.41
29:C:1056:DGD:HG12	29:C:1056:DGD:HB21	2.02	0.41
4:D:103:ARG:HG3	5:E:73:LYS:CD	2.50	0.41
4:D:129:GLN:NE2	4:D:142:ASN:OD1	2.54	0.41
4:D:144:ILE:O	4:D:145:ALA:C	2.59	0.41
4:D:214:HIS:C	4:D:217:THR:HG22	2.41	0.41

Continued on next page...

Continued from previous page...

Atom-1	Atom-2	Interatomic distance (Å)	Clash overlap (Å)
23:D:1039:PHO:H92	23:D:1039:PHO:H111	1.74	0.41
25:D:1050:BCR:C16	25:D:1050:BCR:H351	2.48	0.41
6:F:13:TYR:HA	6:F:14:PRO:HD3	1.96	0.41
8:I:27:ASP:C	8:I:29:ALA:N	2.73	0.41
12:M:29:THR:C	12:M:31:SER:H	2.24	0.41
13:O:37:VAL:O	13:O:37:VAL:CG1	2.68	0.41
13:O:118:SER:HB3	13:O:157:PRO:HA	2.03	0.41
13:O:131:PRO:HA	13:O:145:LEU:HD12	2.03	0.41
13:O:188:ARG:HD3	13:O:212:ASN:OD1	2.21	0.41
13:O:211:ALA:O	13:O:214:LYS:HD3	2.21	0.41
13:O:265:PHE:HD1	13:O:266:TYR:O	2.04	0.41
15:U:73:GLN:O	15:U:74:ILE:C	2.59	0.41
16:V:35:THR:HG23	16:V:46:THR:H	1.85	0.41
16:V:70:GLY:HA3	16:V:156:TRP:CE3	2.56	0.41
16:V:71:ILE:HG13	16:V:72:THR:N	2.35	0.41
20:Z:35:ARG:HG3	20:Z:36:SER:H	1.86	0.41
1:A:47:CYS:HA	25:A:1044:BCR:H372	2.02	0.41
1:A:76:ASN:HB2	1:A:79:THR:CG2	2.51	0.41
1:A:141:PRO:HG2	3:C:446:GLY:O	2.21	0.41
1:A:210:LEU:HD12	23:D:1039:PHO:NC	2.36	0.41
1:A:260:PHE:O	4:D:27:PHE:HE2	2.04	0.41
22:A:1007:CLA:H193	22:A:1007:CLA:H162	1.73	0.41
2:B:275:TRP:CH2	2:B:358:ARG:HD3	2.56	0.41
2:B:341:LYS:HD2	2:B:429:ILE:CG2	2.51	0.41
2:B:422:ARG:O	2:B:422:ARG:HG2	2.21	0.41
22:B:1021:CLA:HED1	22:B:1021:CLA:H52	2.02	0.41
22:B:1021:CLA:CMA	22:B:1021:CLA:C2	2.99	0.41
3:C:60:ILE:CB	22:K:1034:CLA:HMD2	2.50	0.41
3:C:431:PHE:C	3:C:431:PHE:HD2	2.23	0.41
4:D:100:ASP:O	4:D:103:ARG:N	2.54	0.41
4:D:193:LEU:HA	4:D:198:MET:HE1	2.03	0.41
28:D:1062:MGE:H241	14:T:13:ILE:HG21	2.03	0.41
6:F:29:PRO:O	6:F:30:THR:C	2.58	0.41
6:F:37:ILE:C	6:F:39:ALA:N	2.74	0.41
8:I:4:LEU:HA	8:I:4:LEU:HD12	1.79	0.41
8:I:9:TYR:O	8:I:13:THR:N	2.36	0.41
11:L:36:PHE:CD1	12:M:7:GLY:HA3	2.55	0.41
13:O:136:MET:HB2	13:O:140:GLU:HB2	2.02	0.41
13:O:185:PRO:O	13:O:186:LYS:CB	2.68	0.41
13:O:197:ALA:O	13:O:199:ALA:N	2.53	0.41
14:T:2:GLU:N	14:T:2:GLU:OE1	2.54	0.41

Continued on next page...

Continued from previous page...

Atom-1	Atom-2	Interatomic distance (Å)	Clash overlap (Å)
25:T:6046:BCR:H23C	25:T:6046:BCR:C40	2.36	0.41
15:U:75:LEU:O	15:U:76:ARG:C	2.59	0.41
1:A:49:VAL:O	1:A:53:ILE:HG13	2.21	0.40
1:A:59:ASP:O	1:A:61:ASP:O	2.39	0.40
1:A:155:PHE:CE1	29:C:1055:DGD:HBN1	2.56	0.40
1:A:204:GLY:O	1:A:205:VAL:C	2.58	0.40
1:A:256:GLY:O	1:A:261:GLN:CA	2.69	0.40
1:A:309:ALA:HB3	16:V:28:GLU:CG	2.50	0.40
23:A:1038:PHO:HAA1	23:A:1038:PHO:HBD	2.02	0.40
24:A:1043:PQ9:H37	24:A:1043:PQ9:C31	2.51	0.40
24:A:1043:PQ9:H401	24:A:1043:PQ9:H361	1.70	0.40
2:B:135:LEU:H	2:B:136:PRO:CD	2.34	0.40
2:B:238:LEU:HA	22:B:1020:CLA:HMD3	1.99	0.40
2:B:460:LEU:CA	29:B:1058:DGD:HAG1	2.38	0.40
22:B:1016:CLA:HAA1	22:B:1016:CLA:CBF	2.49	0.40
22:B:1020:CLA:H91	22:B:1020:CLA:H112	1.56	0.40
3:C:267:SER:O	3:C:268:GLY:C	2.59	0.40
3:C:321:ASP:OD1	3:C:340:TYR:CE1	2.74	0.40
3:C:464:GLU:HA	3:C:465:PRO:HD3	1.84	0.40
4:D:21:TRP:CZ3	17:X:37:LEU:CD2	3.04	0.40
4:D:68:LEU:CA	6:F:40:MET:SD	3.06	0.40
4:D:166:SER:C	4:D:168:PHE:N	2.75	0.40
4:D:209:LEU:O	4:D:210:LEU:C	2.59	0.40
4:D:284:ILE:O	4:D:287:VAL:N	2.54	0.40
4:D:329:MET:O	4:D:330:ALA:C	2.59	0.40
22:D:1005:CLA:C15	22:D:1005:CLA:C20	2.97	0.40
7:H:47:GLU:OE2	7:H:52:THR:HG21	2.21	0.40
9:J:21:VAL:CG1	9:J:22:ILE:N	2.84	0.40
9:J:24:ILE:HG23	9:J:25:VAL:N	2.36	0.40
12:M:28:GLN:HG3	12:M:29:THR:N	2.36	0.40
16:V:30:THR:HB	16:V:31:PRO:CD	2.52	0.40
20:Z:5:PHE:HD1	20:Z:57:LEU:HD13	1.87	0.40
1:A:78:ILE:HD13	11:L:33:SER:CB	2.50	0.40
1:A:85:SER:OG	1:A:168:PHE:HB2	2.21	0.40
1:A:172:MET:HE2	1:A:179:THR:HA	2.03	0.40
1:A:186:PHE:O	1:A:189:GLU:N	2.54	0.40
1:A:218:LEU:O	1:A:221:SER:N	2.52	0.40
2:B:5:TRP:CE2	28:L:1061:MGE:C2A	3.04	0.40
2:B:19:LEU:O	2:B:22:ALA:N	2.53	0.40
2:B:24:LEU:HD22	2:B:114:HIS:CD2	2.55	0.40
2:B:52:LEU:CD1	2:B:339:ALA:HA	2.49	0.40

Continued on next page...

Continued from previous page...

Atom-1	Atom-2	Interatomic distance (Å)	Clash overlap (Å)
2:B:66:MET:O	2:B:71:VAL:N	2.54	0.40
2:B:102:VAL:O	2:B:106:LEU:HG	2.22	0.40
2:B:106:LEU:O	2:B:109:LEU:N	2.48	0.40
2:B:271:THR:HG22	2:B:274:GLN:CD	2.41	0.40
2:B:321:LYS:NZ	2:B:321:LYS:HA	2.37	0.40
2:B:392:PHE:CE2	2:B:418:LYS:HA	2.55	0.40
22:B:1019:CLA:CMD	28:B:1060:MGE:C1G	3.00	0.40
3:C:65:GLY:HA3	3:C:119:LEU:CA	2.51	0.40
3:C:274:TYR:O	3:C:275:SER:C	2.59	0.40
3:C:327:ASN:ND2	3:C:330:SER:C	2.75	0.40
3:C:418:ASN:HD22	29:C:1057:DGD:HE61	1.84	0.40
22:C:1027:CLA:H3A	22:C:1027:CLA:CGA	2.50	0.40
25:C:1054:BCR:HC8	25:C:1054:BCR:C31	2.51	0.40
4:D:21:TRP:CZ3	17:X:37:LEU:HD21	2.55	0.40
4:D:100:ASP:C	4:D:102:THR:H	2.25	0.40
4:D:170:ALA:O	4:D:171:PRO:C	2.57	0.40
4:D:199:MET:HG2	24:D:1042:PQ9:H352	2.02	0.40
28:D:1062:MGE:O1G	28:D:1062:MGE:C1B	2.69	0.40
12:M:6:LEU:O	12:M:7:GLY:C	2.56	0.40
13:O:79:LYS:HA	13:O:91:PHE:HA	2.03	0.40
13:O:183:LEU:CD1	13:O:183:LEU:N	2.84	0.40
13:O:252:GLY:O	13:O:253:ALA:C	2.59	0.40
14:T:14:ILE:CG2	14:T:15:ALA:N	2.84	0.40
25:T:6046:BCR:C23	25:T:6046:BCR:C39	2.83	0.40
20:Z:20:VAL:O	20:Z:21:ILE:C	2.58	0.40
1:A:31:GLY:HA3	1:A:132:GLU:CD	2.42	0.40
1:A:153:SER:O	1:A:156:ALA:N	2.55	0.40
1:A:316:THR:CG2	4:D:75:THR:HG23	2.51	0.40
1:A:318:ALA:O	1:A:321:ILE:HB	2.21	0.40
2:B:149:LEU:HD13	22:B:1012:CLA:H203	2.03	0.40
2:B:277:SER:C	2:B:279:TYR:N	2.71	0.40
2:B:468:TRP:CZ2	22:B:1019:CLA:HED2	2.56	0.40
22:B:1012:CLA:HMB3	22:B:1015:CLA:CBB	2.46	0.40
22:B:1022:CLA:H143	22:B:1022:CLA:H71	1.94	0.40
22:B:1022:CLA:OBD	11:L:10:VAL:HG21	2.20	0.40
22:B:1023:CLA:C4D	22:B:1024:CLA:CMC	2.99	0.40
3:C:257:PHE:O	3:C:261:ARG:HG3	2.21	0.40
4:D:71:CYS:HG	4:D:75:THR:HG22	1.85	0.40
4:D:111:TRP:CE2	4:D:173:PHE:HE2	2.38	0.40
4:D:171:PRO:HA	4:D:181:PHE:CE2	2.55	0.40
4:D:230:SER:C	4:D:232:PHE:N	2.74	0.40

Continued on next page...

Continued from previous page...

Atom-1	Atom-2	Interatomic distance (Å)	Clash overlap (Å)
5:E:8:ARG:HH21	6:F:13:TYR:H	1.68	0.40
9:J:21:VAL:HG12	9:J:22:ILE:CD1	2.35	0.40
22:K:1034:CLA:H162	22:K:1034:CLA:H141	1.70	0.40
28:L:1061:MGE:H7B1	28:L:1061:MGE:C3B	2.51	0.40
13:O:223:ILE:HD13	13:O:225:LEU:CD1	2.50	0.40
15:U:9:LEU:H	15:U:9:LEU:HG	1.47	0.40
15:U:74:ILE:O	15:U:75:LEU:C	2.58	0.40
17:X:43:ILE:O	17:X:44:ASP:HB2	2.22	0.40
1:A:39:PRO:O	1:A:40:THR:C	2.59	0.40
1:A:105:TRP:HZ3	25:A:1044:BCR:C39	2.33	0.40
1:A:133:LEU:HB3	4:D:252:PHE:CE2	2.57	0.40
1:A:137:LEU:CB	1:A:139:MET:HE3	2.51	0.40
1:A:213:ALA:HB3	23:D:1039:PHO:CBC	2.50	0.40
1:A:259:ILE:O	1:A:260:PHE:HB2	2.20	0.40
2:B:18:ARG:HH11	11:L:4:ASN:ND2	2.19	0.40
2:B:103:LEU:HD22	22:B:1014:CLA:H61	2.04	0.40
2:B:115:TRP:HB2	27:B:1067:IOD:I	2.91	0.40
2:B:174:LEU:HD21	2:B:265:ILE:HB	2.04	0.40
3:C:305:THR:HG23	3:C:305:THR:O	2.21	0.40
3:C:322:GLN:HB2	3:C:328:VAL:HG21	2.03	0.40
3:C:362:ARG:NH1	3:C:362:ARG:HG3	2.37	0.40
22:C:1029:CLA:C1C	22:C:1029:CLA:H41	2.52	0.40
22:C:1031:CLA:HAA2	22:C:1031:CLA:CBD	2.51	0.40
22:C:1032:CLA:HBC2	22:C:1032:CLA:CHD	2.47	0.40
4:D:54:PHE:HD1	5:E:47:PHE:HE1	1.68	0.40
4:D:103:ARG:HG3	4:D:103:ARG:HH11	1.87	0.40
4:D:103:ARG:HA	4:D:106:GLN:HB2	2.04	0.40
4:D:180:ARG:HD2	4:D:180:ARG:C	2.41	0.40
5:E:49:THR:HA	5:E:50:PRO:HD3	1.88	0.40
8:I:6:ILE:O	8:I:10:ILE:CD1	2.70	0.40
8:I:11:VAL:O	8:I:15:PHE:HD1	2.04	0.40
9:J:24:ILE:O	9:J:27:LEU:HB3	2.21	0.40
11:L:15:THR:O	11:L:16:SER:C	2.60	0.40
13:O:41:LEU:C	13:O:43:ASN:H	2.24	0.40
16:V:47:LEU:HD23	16:V:48:THR:O	2.21	0.40
31:V:1041:HEM:HHC	31:V:1041:HEM:CBB	2.51	0.40
1:A:38:ILE:HB	1:A:39:PRO:HD3	2.02	0.40
1:A:49:VAL:HG23	1:A:50:ILE:HG13	2.04	0.40
1:A:55:ALA:O	1:A:73:TYR:CD2	2.74	0.40
1:A:145:VAL:O	1:A:146:ALA:C	2.59	0.40
1:A:173:PRO:HG2	1:A:178:GLY:HA3	2.04	0.40

Continued on next page...

Continued from previous page...

Atom-1	Atom-2	Interatomic distance (Å)	Clash overlap (Å)
24:A:1043:PQ9:H112	24:A:1043:PQ9:H152	1.84	0.40
2:B:23:HIS:CD2	22:B:1020:CLA:HBA2	2.57	0.40
2:B:206:GLY:O	2:B:210:ILE:HG13	2.21	0.40
3:C:188:THR:CG2	3:C:300:GLU:OE1	2.69	0.40
3:C:222:GLY:HA3	3:C:225:VAL:HG22	2.03	0.40
3:C:284:PHE:CB	29:C:1055:DGD:HB71	2.44	0.40
3:C:321:ASP:C	3:C:324:LEU:H	2.23	0.40
3:C:459:ILE:O	4:D:223:PHE:HA	2.21	0.40
22:C:1028:CLA:H62	22:C:1028:CLA:H41	1.42	0.40
22:C:1029:CLA:CMD	22:C:1031:CLA:CBB	2.99	0.40
4:D:66:SER:N	4:D:71:CYS:SG	2.94	0.40
24:D:1042:PQ9:H361	24:D:1042:PQ9:H32	1.77	0.40
7:H:2:ALA:O	7:H:3:ARG:HB2	2.21	0.40
9:J:15:THR:CG2	10:K:38:VAL:HG22	2.51	0.40
13:O:187:GLY:O	13:O:194:TYR:N	2.51	0.40
15:U:68:THR:HG23	15:U:71:GLN:H	1.80	0.40
16:V:62:ALA:O	31:V:1041:HEM:CBB	2.68	0.40
20:Z:48:ILE:O	20:Z:52:LEU:HD12	2.22	0.40

There are no symmetry-related clashes.

5.3 Torsion angles [i](#)

5.3.1 Protein backbone [i](#)

In the following table, the Percentiles column shows the percent Ramachandran outliers of the chain as a percentile score with respect to all X-ray entries followed by that with respect to entries of similar resolution.

The Analysed column shows the number of residues for which the backbone conformation was analysed, and the total number of residues.

Mol	Chain	Analysed	Favoured	Allowed	Outliers	Percentiles
1	A	333/344 (97%)	219 (66%)	75 (22%)	39 (12%)	0 6
1	a	333/344 (97%)	216 (65%)	76 (23%)	41 (12%)	0 5
2	B	486/488 (100%)	350 (72%)	86 (18%)	50 (10%)	0 8
2	b	486/488 (100%)	350 (72%)	86 (18%)	50 (10%)	0 8
3	C	445/447 (100%)	330 (74%)	80 (18%)	35 (8%)	1 14
3	c	445/447 (100%)	330 (74%)	80 (18%)	35 (8%)	1 14

Continued on next page...

Continued from previous page...

Mol	Chain	Analysed	Favoured	Allowed	Outliers	Percentiles	
4	D	338/340 (99%)	222 (66%)	78 (23%)	38 (11%)	0	7
4	d	338/340 (99%)	224 (66%)	77 (23%)	37 (11%)	0	7
5	E	80/83 (96%)	54 (68%)	17 (21%)	9 (11%)	0	6
5	e	80/83 (96%)	54 (68%)	17 (21%)	9 (11%)	0	6
6	F	33/44 (75%)	20 (61%)	9 (27%)	4 (12%)	0	5
6	f	33/44 (75%)	20 (61%)	9 (27%)	4 (12%)	0	5
7	H	62/64 (97%)	42 (68%)	12 (19%)	8 (13%)	0	4
7	h	62/64 (97%)	42 (68%)	12 (19%)	8 (13%)	0	4
8	I	33/35 (94%)	21 (64%)	6 (18%)	6 (18%)	0	2
8	i	33/35 (94%)	21 (64%)	6 (18%)	6 (18%)	0	2
9	J	32/40 (80%)	29 (91%)	0	3 (9%)	0	11
9	j	32/40 (80%)	29 (91%)	0	3 (9%)	0	11
10	K	34/36 (94%)	23 (68%)	5 (15%)	6 (18%)	0	2
10	k	34/36 (94%)	17 (50%)	8 (24%)	9 (26%)	0	0
11	L	35/37 (95%)	25 (71%)	8 (23%)	2 (6%)	1	19
11	l	35/37 (95%)	25 (71%)	8 (23%)	2 (6%)	1	19
12	M	34/36 (94%)	23 (68%)	11 (32%)	0	100	100
12	m	34/36 (94%)	23 (68%)	11 (32%)	0	100	100
13	O	240/242 (99%)	172 (72%)	41 (17%)	27 (11%)	0	6
13	o	240/242 (99%)	172 (72%)	41 (17%)	27 (11%)	0	6
14	T	28/30 (93%)	22 (79%)	5 (18%)	1 (4%)	3	28
14	t	28/30 (93%)	22 (79%)	4 (14%)	2 (7%)	1	16
15	U	96/98 (98%)	70 (73%)	17 (18%)	9 (9%)	0	11
15	u	96/98 (98%)	70 (73%)	18 (19%)	8 (8%)	1	13
16	V	135/137 (98%)	100 (74%)	25 (18%)	10 (7%)	1	15
16	v	135/137 (98%)	99 (73%)	26 (19%)	10 (7%)	1	15
17	X	32/34 (94%)	29 (91%)	3 (9%)	0	100	100
17	x	32/34 (94%)	29 (91%)	3 (9%)	0	100	100
18	Y	26/28 (93%)	20 (77%)	1 (4%)	5 (19%)	0	2
18	y	26/28 (93%)	20 (77%)	1 (4%)	5 (19%)	0	2
20	Z	60/62 (97%)	44 (73%)	12 (20%)	4 (7%)	1	17

Continued on next page...

Continued from previous page...

Mol	Chain	Analysed	Favoured	Allowed	Outliers	Percentiles
20	z	60/62 (97%)	44 (73%)	12 (20%)	4 (7%)	1 17
All	All	5124/5250 (98%)	3622 (71%)	986 (19%)	516 (10%)	0 9

All (516) Ramachandran outliers are listed below:

Mol	Chain	Res	Type
1	A	60	ILE
1	A	61	ASP
1	A	100	ALA
1	A	224	ILE
1	A	226	GLU
1	A	337	HIS
2	B	11	VAL
2	B	36	SER
2	B	48	SER
2	B	93	PHE
2	B	112	CYS
2	B	171	PRO
2	B	230	ARG
2	B	250	PHE
2	B	278	SER
2	B	322	GLY
2	B	327	THR
2	B	330	MET
2	B	361	ALA
2	B	407	ASN
2	B	484	PRO
2	B	487	SER
3	C	85	GLY
3	C	132	HIS
3	C	144	SER
3	C	146	PHE
3	C	150	ASP
3	C	191	PRO
3	C	274	TYR
3	C	275	SER
3	C	416	SER
3	C	452	ALA
4	D	21	TRP
4	D	25	ASP
4	D	80	THR
4	D	101	PHE

Continued on next page...

Continued from previous page...

Mol	Chain	Res	Type
4	D	109	GLY
4	D	110	LEU
4	D	171	PRO
4	D	263	ASN
4	D	276	VAL
4	D	297	ASP
4	D	300	SER
4	D	351	ALA
6	F	23	VAL
6	F	41	GLN
6	F	43	ILE
7	H	18	TYR
7	H	64	ALA
8	I	26	GLY
8	I	34	ARG
9	J	39	SER
11	L	6	ASN
13	O	46	PRO
13	O	60	SER
13	O	88	GLU
13	O	115	SER
13	O	166	THR
13	O	182	PHE
13	O	207	GLU
13	O	253	ALA
15	U	37	GLN
15	U	42	TYR
15	U	43	PRO
15	U	53	ALA
16	V	160	LYS
18	Y	20	ALA
18	Y	21	GLN
18	Y	43	ARG
18	Y	44	GLY
1	a	5060	ILE
1	a	5061	ASP
1	a	5100	ALA
1	a	5224	ILE
1	a	5226	GLU
1	a	5337	HIS
2	b	5011	VAL
2	b	5036	SER

Continued on next page...

Continued from previous page...

Mol	Chain	Res	Type
2	b	5048	SER
2	b	5093	PHE
2	b	5112	CYS
2	b	5171	PRO
2	b	5230	ARG
2	b	5250	PHE
2	b	5278	SER
2	b	5322	GLY
2	b	5327	THR
2	b	5330	MET
2	b	5361	ALA
2	b	5407	ASN
2	b	5484	PRO
2	b	5487	SER
3	c	5085	GLY
3	c	5132	HIS
3	c	5144	SER
3	c	5146	PHE
3	c	5150	ASP
3	c	5191	PRO
3	c	5274	TYR
3	c	5275	SER
3	c	5416	SER
3	c	5452	ALA
4	d	5021	TRP
4	d	5025	ASP
4	d	5080	THR
4	d	5101	PHE
4	d	5109	GLY
4	d	5110	LEU
4	d	5171	PRO
4	d	5263	ASN
4	d	5276	VAL
4	d	5297	ASP
4	d	5300	SER
4	d	5351	ALA
6	f	5023	VAL
6	f	5041	GLN
6	f	5043	ILE
7	h	5018	TYR
7	h	5064	ALA
8	i	5026	GLY

Continued on next page...

Continued from previous page...

Mol	Chain	Res	Type
8	i	5034	ARG
9	j	5039	SER
10	k	5032	PHE
10	k	5034	ALA
11	l	5006	ASN
13	o	5046	PRO
13	o	5060	SER
13	o	5088	GLU
13	o	5115	SER
13	o	5166	THR
13	o	5182	PHE
13	o	5207	GLU
13	o	5253	ALA
15	u	5037	GLN
15	u	5042	TYR
15	u	5043	PRO
15	u	5053	ALA
16	v	5160	LYS
18	y	5020	ALA
18	y	5021	GLN
18	y	5043	ARG
18	y	5044	GLY
1	A	27	ARG
1	A	49	VAL
1	A	122	GLY
1	A	141	PRO
1	A	258	LEU
1	A	309	ALA
1	A	310	LYS
1	A	334	ARG
2	B	12	LEU
2	B	13	ILE
2	B	56	TRP
2	B	58	GLN
2	B	103	LEU
2	B	114	HIS
2	B	126	PRO
2	B	165	GLY
2	B	307	GLU
2	B	321	LYS
2	B	358	ARG
2	B	373	LYS

Continued on next page...

Continued from previous page...

Mol	Chain	Res	Type
2	B	415	PRO
3	C	145	SER
3	C	153	ASP
3	C	192	GLY
3	C	310	SER
3	C	398	HIS
4	D	34	GLY
4	D	79	SER
4	D	141	TYR
4	D	182	LEU
4	D	275	PRO
4	D	307	GLU
4	D	327	ALA
5	E	57	ALA
5	E	60	GLN
5	E	78	THR
5	E	81	GLU
7	H	3	ARG
7	H	51	SER
8	I	25	SER
8	I	30	ARG
9	J	31	GLY
10	K	31	LEU
10	K	44	GLY
11	L	14	ARG
13	O	50	ASP
13	O	64	TYR
13	O	138	GLY
13	O	164	THR
13	O	175	PRO
13	O	179	THR
13	O	194	TYR
13	O	198	ILE
13	O	222	GLN
13	O	267	ALA
15	U	30	THR
15	U	52	ASN
15	U	60	ASP
15	U	79	LEU
16	V	59	PHE
16	V	63	CYS
16	V	97	GLY

Continued on next page...

Continued from previous page...

Mol	Chain	Res	Type
20	Z	44	SER
20	Z	55	GLY
1	a	5027	ARG
1	a	5049	VAL
1	a	5122	GLY
1	a	5141	PRO
1	a	5258	LEU
1	a	5309	ALA
1	a	5310	LYS
1	a	5334	ARG
1	a	5336	ALA
2	b	5012	LEU
2	b	5013	ILE
2	b	5056	TRP
2	b	5058	GLN
2	b	5103	LEU
2	b	5114	HIS
2	b	5126	PRO
2	b	5165	GLY
2	b	5307	GLU
2	b	5321	LYS
2	b	5358	ARG
2	b	5373	LYS
2	b	5415	PRO
3	c	5145	SER
3	c	5153	ASP
3	c	5192	GLY
3	c	5310	SER
3	c	5398	HIS
4	d	5034	GLY
4	d	5079	SER
4	d	5141	TYR
4	d	5182	LEU
4	d	5275	PRO
4	d	5307	GLU
4	d	5327	ALA
5	e	5057	ALA
5	e	5060	GLN
5	e	5078	THR
5	e	5081	GLU
7	h	5003	ARG
7	h	5051	SER

Continued on next page...

Continued from previous page...

Mol	Chain	Res	Type
8	i	5025	SER
8	i	5030	ARG
9	j	5031	GLY
10	k	5033	PHE
10	k	5044	GLY
11	l	5014	ARG
13	o	5050	ASP
13	o	5064	TYR
13	o	5138	GLY
13	o	5164	THR
13	o	5175	PRO
13	o	5179	THR
13	o	5194	TYR
13	o	5198	ILE
13	o	5222	GLN
13	o	5267	ALA
14	t	5012	CYS
15	u	5030	THR
15	u	5052	ASN
15	u	5060	ASP
15	u	5079	LEU
16	v	5059	PHE
16	v	5063	CYS
16	v	5097	GLY
20	z	5044	SER
20	z	5055	GLY
1	A	35	VAL
1	A	48	PHE
1	A	108	ASN
1	A	120	LEU
1	A	260	PHE
1	A	298	ASN
2	B	75	TRP
2	B	111	ALA
2	B	146	ALA
2	B	249	ALA
2	B	319	PRO
2	B	483	ASP
3	C	29	GLU
3	C	57	ALA
3	C	309	ALA
3	C	429	SER

Continued on next page...

Continued from previous page...

Mol	Chain	Res	Type
3	C	430	HIS
4	D	19	ASP
4	D	22	LEU
4	D	111	TRP
4	D	183	LEU
4	D	192	THR
4	D	234	ALA
4	D	274	VAL
4	D	298	PHE
4	D	326	ARG
5	E	52	PRO
5	E	75	GLN
5	E	76	VAL
5	E	77	GLU
7	H	17	GLU
7	H	35	MET
8	I	2	GLU
10	K	16	ALA
13	O	53	ARG
13	O	68	ARG
13	O	252	GLY
16	V	107	THR
16	V	125	ASP
16	V	155	LYS
20	Z	22	GLY
1	a	5035	VAL
1	a	5048	PHE
1	a	5108	ASN
1	a	5120	LEU
1	a	5260	PHE
1	a	5298	ASN
2	b	5075	TRP
2	b	5111	ALA
2	b	5146	ALA
2	b	5249	ALA
2	b	5319	PRO
2	b	5483	ASP
3	c	5029	GLU
3	c	5057	ALA
3	c	5309	ALA
3	c	5429	SER
3	c	5430	HIS

Continued on next page...

Continued from previous page...

Mol	Chain	Res	Type
4	d	5019	ASP
4	d	5022	LEU
4	d	5111	TRP
4	d	5183	LEU
4	d	5192	THR
4	d	5234	ALA
4	d	5274	VAL
4	d	5298	PHE
4	d	5326	ARG
5	e	5052	PRO
5	e	5075	GLN
5	e	5076	VAL
5	e	5077	GLU
7	h	5017	GLU
7	h	5035	MET
8	i	5002	GLU
10	k	5016	ALA
10	k	5031	LEU
10	k	5036	ALA
13	o	5053	ARG
13	o	5068	ARG
13	o	5252	GLY
16	v	5107	THR
16	v	5125	ASP
16	v	5155	LYS
20	z	5022	GLY
1	A	37	MET
1	A	81	ALA
1	A	150	PRO
1	A	172	MET
1	A	183	MET
1	A	268	SER
1	A	276	ALA
2	B	99	ALA
2	B	197	GLY
2	B	418	LYS
3	C	39	ASN
3	C	217	PRO
3	C	328	VAL
3	C	397	THR
4	D	20	ASP
4	D	27	PHE

Continued on next page...

Continued from previous page...

Mol	Chain	Res	Type
4	D	90	LEU
4	D	113	PHE
4	D	268	HIS
4	D	299	ILE
4	D	343	GLU
6	F	14	PRO
13	O	212	ASN
16	V	47	LEU
1	a	5037	MET
1	a	5081	ALA
1	a	5150	PRO
1	a	5172	MET
1	a	5183	MET
1	a	5268	SER
1	a	5276	ALA
2	b	5099	ALA
2	b	5197	GLY
2	b	5418	LYS
3	c	5039	ASN
3	c	5217	PRO
3	c	5328	VAL
3	c	5397	THR
4	d	5020	ASP
4	d	5027	PHE
4	d	5090	LEU
4	d	5113	PHE
4	d	5299	ILE
4	d	5343	GLU
6	f	5014	PRO
13	o	5212	ASN
16	v	5047	LEU
1	A	112	TYR
1	A	148	SER
1	A	237	TYR
1	A	259	ILE
2	B	100	HIS
2	B	231	MET
2	B	408	GLY
2	B	419	SER
3	C	306	GLY
3	C	472	LEU
4	D	251	ARG

Continued on next page...

Continued from previous page...

Mol	Chain	Res	Type
5	E	48	GLY
10	K	36	ALA
13	O	143	PRO
13	O	192	SER
14	T	18	PHE
18	Y	45	ASN
1	a	5112	TYR
1	a	5148	SER
1	a	5237	TYR
1	a	5259	ILE
2	b	5100	HIS
2	b	5231	MET
2	b	5419	SER
3	c	5306	GLY
3	c	5472	LEU
4	d	5251	ARG
5	e	5048	GLY
7	h	5028	THR
13	o	5143	PRO
13	o	5192	SER
14	t	5018	PHE
18	y	5045	ASN
1	A	38	ILE
1	A	39	PRO
1	A	63	ILE
1	A	227	THR
1	A	342	ASP
2	B	47	PRO
2	B	169	SER
2	B	186	GLY
4	D	292	ASN
7	H	28	THR
8	I	27	ASP
13	O	42	ALA
13	O	73	PRO
13	O	98	THR
16	V	71	ILE
1	a	5038	ILE
1	a	5039	PRO
1	a	5063	ILE
1	a	5227	THR
1	a	5342	ASP

Continued on next page...

Continued from previous page...

Mol	Chain	Res	Type
2	b	5047	PRO
2	b	5169	SER
2	b	5408	GLY
4	d	5292	ASN
8	i	5027	ASP
13	o	5042	ALA
13	o	5073	PRO
13	o	5098	THR
16	v	5071	ILE
1	A	90	GLY
1	A	184	ILE
2	B	234	ILE
2	B	414	PRO
3	C	183	GLY
3	C	233	VAL
3	C	380	ILE
10	K	25	LEU
1	a	5090	GLY
1	a	5184	ILE
2	b	5186	GLY
2	b	5234	ILE
2	b	5414	PRO
3	c	5183	GLY
3	c	5211	GLY
3	c	5233	VAL
3	c	5380	ILE
10	k	5025	LEU
2	B	191	ASN
2	B	219	VAL
2	B	264	PRO
3	C	101	PRO
3	C	102	GLY
3	C	208	VAL
3	C	211	GLY
7	H	40	VAL
9	J	35	GLY
20	Z	20	VAL
2	b	5191	ASN
2	b	5219	VAL
2	b	5264	PRO
3	c	5101	PRO
3	c	5102	GLY

Continued on next page...

Continued from previous page...

Mol	Chain	Res	Type
3	c	5208	VAL
7	h	5040	VAL
9	j	5035	GLY
20	z	5020	VAL
3	C	205	ASP
16	V	76	PRO
3	c	5205	ASP
16	v	5076	PRO
4	D	195	PRO
4	d	5195	PRO
1	A	248	ILE
3	C	190	ALA
10	K	43	VAL
15	U	74	ILE
1	a	5236	GLY
1	a	5248	ILE
3	c	5190	ALA
10	k	5043	VAL

5.3.2 Protein sidechains [i](#)

In the following table, the Percentiles column shows the percent sidechain outliers of the chain as a percentile score with respect to all X-ray entries followed by that with respect to entries of similar resolution.

The Analysed column shows the number of residues for which the sidechain conformation was analysed, and the total number of residues.

Mol	Chain	Analysed	Rotameric	Outliers	Percentiles
1	A	270/279 (97%)	218 (81%)	52 (19%)	1 9
1	a	270/279 (97%)	217 (80%)	53 (20%)	1 8
2	B	388/388 (100%)	319 (82%)	69 (18%)	2 12
2	b	388/388 (100%)	319 (82%)	69 (18%)	2 12
3	C	349/349 (100%)	277 (79%)	72 (21%)	1 7
3	c	349/349 (100%)	276 (79%)	73 (21%)	1 6
4	D	275/275 (100%)	236 (86%)	39 (14%)	3 19
4	d	275/275 (100%)	237 (86%)	38 (14%)	3 20
5	E	72/73 (99%)	58 (81%)	14 (19%)	1 9
5	e	72/73 (99%)	58 (81%)	14 (19%)	1 9

Continued on next page...

Continued from previous page...

Mol	Chain	Analysed	Rotameric	Outliers	Percentiles	
6	F	29/38 (76%)	23 (79%)	6 (21%)	1	6
6	f	29/38 (76%)	23 (79%)	6 (21%)	1	6
7	H	54/54 (100%)	44 (82%)	10 (18%)	1	10
7	h	54/54 (100%)	44 (82%)	10 (18%)	1	10
8	I	32/32 (100%)	23 (72%)	9 (28%)	0	3
8	i	32/32 (100%)	23 (72%)	9 (28%)	0	3
9	J	24/28 (86%)	19 (79%)	5 (21%)	1	6
9	j	24/28 (86%)	19 (79%)	5 (21%)	1	6
10	K	29/29 (100%)	24 (83%)	5 (17%)	2	13
10	k	29/29 (100%)	25 (86%)	4 (14%)	3	20
11	L	35/35 (100%)	29 (83%)	6 (17%)	2	13
11	l	35/35 (100%)	29 (83%)	6 (17%)	2	13
12	M	33/33 (100%)	31 (94%)	2 (6%)	18	47
12	m	33/33 (100%)	32 (97%)	1 (3%)	41	64
13	O	206/206 (100%)	168 (82%)	38 (18%)	1	10
13	o	206/206 (100%)	168 (82%)	38 (18%)	1	10
14	T	27/27 (100%)	23 (85%)	4 (15%)	3	17
14	t	27/27 (100%)	23 (85%)	4 (15%)	3	17
15	U	85/85 (100%)	74 (87%)	11 (13%)	4	22
15	u	85/85 (100%)	75 (88%)	10 (12%)	5	24
16	V	117/117 (100%)	96 (82%)	21 (18%)	2	11
16	v	117/117 (100%)	97 (83%)	20 (17%)	2	13
17	X	27/27 (100%)	17 (63%)	10 (37%)	0	0
17	x	27/27 (100%)	17 (63%)	10 (37%)	0	0
18	Y	21/21 (100%)	12 (57%)	9 (43%)	0	0
18	y	21/21 (100%)	12 (57%)	9 (43%)	0	0
20	Z	52/52 (100%)	40 (77%)	12 (23%)	1	5
20	z	52/52 (100%)	40 (77%)	12 (23%)	1	5
All	All	4250/4296 (99%)	3465 (82%)	785 (18%)	1	10

All (785) residues with a non-rotameric sidechain are listed below:

Mol	Chain	Res	Type
1	A	12	ASN
1	A	14	TRP
1	A	17	PHE
1	A	18	CYS
1	A	24	THR
1	A	28	LEU
1	A	30	VAL
1	A	42	LEU
1	A	63	ILE
1	A	70	SER
1	A	79	THR
1	A	83	VAL
1	A	101	SER
1	A	102	LEU
1	A	114	LEU
1	A	119	PHE
1	A	126	TYR
1	A	127	MET
1	A	131	TRP
1	A	142	TRP
1	A	144	CYS
1	A	150	PRO
1	A	151	LEU
1	A	155	PHE
1	A	192	ILE
1	A	193	LEU
1	A	197	PHE
1	A	199	GLN
1	A	206	PHE
1	A	218	LEU
1	A	223	LEU
1	A	224	ILE
1	A	225	ARG
1	A	230	THR
1	A	234	ASN
1	A	235	TYR
1	A	243	GLU
1	A	245	THR
1	A	246	TYR
1	A	254	TYR
1	A	260	PHE
1	A	267	ASN
1	A	268	SER

Continued on next page...

Continued from previous page...

Mol	Chain	Res	Type
1	A	271	LEU
1	A	278	TRP
1	A	297	LEU
1	A	298	ASN
1	A	313	VAL
1	A	317	TRP
1	A	325	ASN
1	A	331	MET
1	A	335	ASN
2	B	6	TYR
2	B	7	ARG
2	B	8	VAL
2	B	12	LEU
2	B	13	ILE
2	B	27	THR
2	B	40	TYR
2	B	49	ASP
2	B	66	MET
2	B	69	LEU
2	B	71	VAL
2	B	81	THR
2	B	83	GLU
2	B	87	ASP
2	B	90	PHE
2	B	91	TRP
2	B	92	SER
2	B	102	VAL
2	B	113	TRP
2	B	120	LEU
2	B	122	LEU
2	B	127	ARG
2	B	135	LEU
2	B	143	LEU
2	B	156	PHE
2	B	172	TYR
2	B	174	LEU
2	B	185	TRP
2	B	191	ASN
2	B	215	PHE
2	B	226	TYR
2	B	230	ARG
2	B	246	PHE

Continued on next page...

Continued from previous page...

Mol	Chain	Res	Type
2	B	247	PHE
2	B	262	THR
2	B	265	ILE
2	B	266	GLU
2	B	271	THR
2	B	274	GLN
2	B	281	GLN
2	B	282	GLN
2	B	297	THR
2	B	311	PHE
2	B	321	LYS
2	B	334	ASP
2	B	338	GLN
2	B	350	GLU
2	B	355	PHE
2	B	359	MET
2	B	363	PHE
2	B	368	VAL
2	B	372	ASP
2	B	373	LYS
2	B	374	ASN
2	B	389	LYS
2	B	390	TYR
2	B	402	TYR
2	B	406	LEU
2	B	423	LYS
2	B	425	ILE
2	B	433	ASP
2	B	463	PHE
2	B	472	ARG
2	B	473	THR
2	B	475	PHE
2	B	476	ARG
2	B	485	GLU
2	B	486	LEU
2	B	489	GLU
3	C	27	ASP
3	C	31	SER
3	C	33	PHE
3	C	43	ILE
3	C	45	LEU
3	C	46	SER

Continued on next page...

Continued from previous page...

Mol	Chain	Res	Type
3	C	49	LEU
3	C	50	LEU
3	C	56	HIS
3	C	62	PHE
3	C	78	GLU
3	C	88	LEU
3	C	89	ILE
3	C	92	ILE
3	C	97	TRP
3	C	101	PRO
3	C	104	GLU
3	C	105	VAL
3	C	106	VAL
3	C	108	THR
3	C	117	VAL
3	C	122	SER
3	C	125	LEU
3	C	127	PHE
3	C	131	TYR
3	C	134	ILE
3	C	141	GLU
3	C	146	PHE
3	C	149	TYR
3	C	152	LYS
3	C	156	LYS
3	C	160	ILE
3	C	161	LEU
3	C	166	ILE
3	C	167	VAL
3	C	170	ILE
3	C	175	LEU
3	C	191	PRO
3	C	223	TRP
3	C	229	ASN
3	C	240	ILE
3	C	244	CYS
3	C	257	PHE
3	C	264	PHE
3	C	265	ILE
3	C	272	LEU
3	C	282	MET
3	C	288	CYS

Continued on next page...

Continued from previous page...

Mol	Chain	Res	Type
3	C	289	PHE
3	C	295	THR
3	C	318	LEU
3	C	328	VAL
3	C	334	PRO
3	C	335	THR
3	C	340	TYR
3	C	343	ARG
3	C	348	GLU
3	C	350	ILE
3	C	381	LYS
3	C	416	SER
3	C	417	VAL
3	C	418	ASN
3	C	419	PHE
3	C	420	VAL
3	C	431	PHE
3	C	436	PHE
3	C	443	TRP
3	C	444	HIS
3	C	456	GLU
3	C	467	LEU
3	C	472	LEU
3	C	473	ASP
4	D	14	TRP
4	D	22	LEU
4	D	24	ARG
4	D	25	ASP
4	D	26	ARG
4	D	32	TRP
4	D	36	LEU
4	D	43	LEU
4	D	50	THR
4	D	53	THR
4	D	83	ASN
4	D	87	HIS
4	D	88	SER
4	D	89	LEU
4	D	102	THR
4	D	138	VAL
4	D	178	ILE
4	D	180	ARG

Continued on next page...

Continued from previous page...

Mol	Chain	Res	Type
4	D	183	LEU
4	D	213	ILE
4	D	222	LEU
4	D	225	ASP
4	D	232	PHE
4	D	247	VAL
4	D	250	ASN
4	D	261	PHE
4	D	265	ARG
4	D	268	HIS
4	D	269	PHE
4	D	272	LEU
4	D	282	SER
4	D	295	SER
4	D	298	PHE
4	D	311	PHE
4	D	316	THR
4	D	320	LEU
4	D	338	ASN
4	D	345	VAL
4	D	352	LEU
5	E	8	ARG
5	E	15	THR
5	E	17	VAL
5	E	24	SER
5	E	32	ILE
5	E	39	SER
5	E	45	ASP
5	E	52	PRO
5	E	58	GLN
5	E	60	GLN
5	E	61	ARG
5	E	65	LEU
5	E	75	GLN
5	E	76	VAL
6	F	17	THR
6	F	19	ARG
6	F	24	HIS
6	F	32	PHE
6	F	43	ILE
6	F	45	ARG
7	H	4	ARG

Continued on next page...

Continued from previous page...

Mol	Chain	Res	Type
7	H	9	ASP
7	H	17	GLU
7	H	18	TYR
7	H	27	THR
7	H	35	MET
7	H	39	LEU
7	H	49	TYR
7	H	52	THR
7	H	53	LEU
8	I	6	ILE
8	I	8	VAL
8	I	10	ILE
8	I	12	VAL
8	I	14	PHE
8	I	20	VAL
8	I	23	PHE
8	I	33	LYS
8	I	34	ARG
9	J	10	LEU
9	J	11	TRP
9	J	21	VAL
9	J	25	VAL
9	J	38	SER
10	K	21	LEU
10	K	23	ASP
10	K	33	PHE
10	K	39	VAL
10	K	40	GLN
11	L	6	ASN
11	L	8	GLN
11	L	11	GLU
11	L	17	LEU
11	L	26	VAL
11	L	35	PHE
12	M	8	PHE
12	M	28	GLN
13	O	34	ASP
13	O	46	PRO
13	O	47	THR
13	O	49	ASP
13	O	58	ILE
13	O	69	LEU

Continued on next page...

Continued from previous page...

Mol	Chain	Res	Type
13	O	73	PRO
13	O	83	LYS
13	O	84	ASN
13	O	85	LYS
13	O	86	ARG
13	O	87	GLN
13	O	90	GLU
13	O	91	PHE
13	O	99	ARG
13	O	101	THR
13	O	102	THR
13	O	116	ASP
13	O	125	ASP
13	O	129	PHE
13	O	130	GLN
13	O	136	MET
13	O	141	ARG
13	O	144	LEU
13	O	173	ASN
13	O	176	SER
13	O	181	ASN
13	O	183	LEU
13	O	186	LYS
13	O	194	TYR
13	O	195	ASP
13	O	213	VAL
13	O	215	ARG
13	O	216	PHE
13	O	237	ILE
13	O	254	HIS
13	O	264	VAL
13	O	265	PHE
14	T	2	GLU
14	T	4	ILE
14	T	12	CYS
14	T	24	ARG
15	U	9	LEU
15	U	31	ASN
15	U	55	TYR
15	U	60	ASP
15	U	63	ASN
15	U	68	THR

Continued on next page...

Continued from previous page...

Mol	Chain	Res	Type
15	U	69	GLU
15	U	79	LEU
15	U	82	PHE
15	U	87	VAL
15	U	89	THR
16	V	34	LEU
16	V	38	LEU
16	V	44	THR
16	V	45	ILE
16	V	47	LEU
16	V	49	GLU
16	V	63	CYS
16	V	65	SER
16	V	66	CYS
16	V	67	HIS
16	V	81	ARG
16	V	83	GLU
16	V	92	ARG
16	V	101	TYR
16	V	103	LYS
16	V	106	THR
16	V	108	TYR
16	V	119	PRO
16	V	122	ARG
16	V	126	ILE
16	V	151	ILE
17	X	12	ILE
17	X	13	THR
17	X	15	SER
17	X	24	LEU
17	X	32	LEU
17	X	33	THR
17	X	36	VAL
17	X	37	LEU
17	X	41	SER
17	X	42	GLN
18	Y	22	LEU
18	Y	28	ILE
18	Y	30	ILE
18	Y	35	ILE
18	Y	36	ILE
18	Y	41	VAL

Continued on next page...

Continued from previous page...

Mol	Chain	Res	Type
18	Y	42	ARG
18	Y	43	ARG
18	Y	45	ASN
20	Z	1	MET
20	Z	2	THR
20	Z	4	LEU
20	Z	6	GLN
20	Z	15	LEU
20	Z	17	PHE
20	Z	24	PRO
20	Z	27	TYR
20	Z	32	ASP
20	Z	38	GLN
20	Z	50	LEU
20	Z	60	PHE
1	a	5012	ASN
1	a	5014	TRP
1	a	5017	PHE
1	a	5018	CYS
1	a	5024	THR
1	a	5028	LEU
1	a	5030	VAL
1	a	5042	LEU
1	a	5063	ILE
1	a	5070	SER
1	a	5079	THR
1	a	5083	VAL
1	a	5101	SER
1	a	5102	LEU
1	a	5114	LEU
1	a	5119	PHE
1	a	5126	TYR
1	a	5127	MET
1	a	5131	TRP
1	a	5142	TRP
1	a	5144	CYS
1	a	5150	PRO
1	a	5151	LEU
1	a	5155	PHE
1	a	5192	ILE
1	a	5193	LEU
1	a	5197	PHE

Continued on next page...

Continued from previous page...

Mol	Chain	Res	Type
1	a	5199	GLN
1	a	5206	PHE
1	a	5218	LEU
1	a	5223	LEU
1	a	5224	ILE
1	a	5225	ARG
1	a	5230	THR
1	a	5234	ASN
1	a	5235	TYR
1	a	5243	GLU
1	a	5245	THR
1	a	5246	TYR
1	a	5254	TYR
1	a	5260	PHE
1	a	5267	ASN
1	a	5268	SER
1	a	5271	LEU
1	a	5278	TRP
1	a	5279	ARG
1	a	5297	LEU
1	a	5298	ASN
1	a	5313	VAL
1	a	5317	TRP
1	a	5325	ASN
1	a	5331	MET
1	a	5335	ASN
2	b	5006	TYR
2	b	5007	ARG
2	b	5008	VAL
2	b	5012	LEU
2	b	5013	ILE
2	b	5027	THR
2	b	5040	TYR
2	b	5049	ASP
2	b	5066	MET
2	b	5069	LEU
2	b	5071	VAL
2	b	5081	THR
2	b	5083	GLU
2	b	5087	ASP
2	b	5090	PHE
2	b	5091	TRP

Continued on next page...

Continued from previous page...

Mol	Chain	Res	Type
2	b	5092	SER
2	b	5102	VAL
2	b	5113	TRP
2	b	5120	LEU
2	b	5122	LEU
2	b	5127	ARG
2	b	5135	LEU
2	b	5143	LEU
2	b	5156	PHE
2	b	5172	TYR
2	b	5174	LEU
2	b	5185	TRP
2	b	5191	ASN
2	b	5215	PHE
2	b	5226	TYR
2	b	5230	ARG
2	b	5246	PHE
2	b	5247	PHE
2	b	5262	THR
2	b	5265	ILE
2	b	5266	GLU
2	b	5271	THR
2	b	5274	GLN
2	b	5281	GLN
2	b	5282	GLN
2	b	5297	THR
2	b	5311	PHE
2	b	5321	LYS
2	b	5334	ASP
2	b	5338	GLN
2	b	5350	GLU
2	b	5355	PHE
2	b	5359	MET
2	b	5363	PHE
2	b	5368	VAL
2	b	5372	ASP
2	b	5373	LYS
2	b	5374	ASN
2	b	5389	LYS
2	b	5390	TYR
2	b	5402	TYR
2	b	5406	LEU

Continued on next page...

Continued from previous page...

Mol	Chain	Res	Type
2	b	5423	LYS
2	b	5425	ILE
2	b	5433	ASP
2	b	5463	PHE
2	b	5472	ARG
2	b	5473	THR
2	b	5475	PHE
2	b	5476	ARG
2	b	5485	GLU
2	b	5486	LEU
2	b	5489	GLU
3	c	5027	ASP
3	c	5031	SER
3	c	5033	PHE
3	c	5042	LEU
3	c	5043	ILE
3	c	5045	LEU
3	c	5046	SER
3	c	5049	LEU
3	c	5050	LEU
3	c	5056	HIS
3	c	5062	PHE
3	c	5078	GLU
3	c	5088	LEU
3	c	5089	ILE
3	c	5092	ILE
3	c	5097	TRP
3	c	5101	PRO
3	c	5104	GLU
3	c	5105	VAL
3	c	5106	VAL
3	c	5108	THR
3	c	5117	VAL
3	c	5122	SER
3	c	5125	LEU
3	c	5127	PHE
3	c	5131	TYR
3	c	5134	ILE
3	c	5141	GLU
3	c	5146	PHE
3	c	5149	TYR
3	c	5152	LYS

Continued on next page...

Continued from previous page...

Mol	Chain	Res	Type
3	c	5156	LYS
3	c	5160	ILE
3	c	5161	LEU
3	c	5166	ILE
3	c	5167	VAL
3	c	5170	ILE
3	c	5175	LEU
3	c	5191	PRO
3	c	5223	TRP
3	c	5229	ASN
3	c	5240	ILE
3	c	5244	CYS
3	c	5257	PHE
3	c	5264	PHE
3	c	5265	ILE
3	c	5272	LEU
3	c	5282	MET
3	c	5288	CYS
3	c	5289	PHE
3	c	5295	THR
3	c	5318	LEU
3	c	5328	VAL
3	c	5334	PRO
3	c	5335	THR
3	c	5340	TYR
3	c	5343	ARG
3	c	5348	GLU
3	c	5350	ILE
3	c	5381	LYS
3	c	5416	SER
3	c	5417	VAL
3	c	5418	ASN
3	c	5419	PHE
3	c	5420	VAL
3	c	5431	PHE
3	c	5436	PHE
3	c	5443	TRP
3	c	5444	HIS
3	c	5456	GLU
3	c	5467	LEU
3	c	5472	LEU
3	c	5473	ASP

Continued on next page...

Continued from previous page...

Mol	Chain	Res	Type
4	d	5014	TRP
4	d	5022	LEU
4	d	5024	ARG
4	d	5025	ASP
4	d	5026	ARG
4	d	5032	TRP
4	d	5036	LEU
4	d	5043	LEU
4	d	5050	THR
4	d	5053	THR
4	d	5083	ASN
4	d	5087	HIS
4	d	5088	SER
4	d	5089	LEU
4	d	5102	THR
4	d	5138	VAL
4	d	5178	ILE
4	d	5180	ARG
4	d	5183	LEU
4	d	5213	ILE
4	d	5222	LEU
4	d	5225	ASP
4	d	5232	PHE
4	d	5247	VAL
4	d	5250	ASN
4	d	5261	PHE
4	d	5265	ARG
4	d	5269	PHE
4	d	5272	LEU
4	d	5282	SER
4	d	5295	SER
4	d	5298	PHE
4	d	5311	PHE
4	d	5316	THR
4	d	5320	LEU
4	d	5338	ASN
4	d	5345	VAL
4	d	5352	LEU
5	e	5008	ARG
5	e	5015	THR
5	e	5017	VAL
5	e	5024	SER

Continued on next page...

Continued from previous page...

Mol	Chain	Res	Type
5	e	5032	ILE
5	e	5039	SER
5	e	5045	ASP
5	e	5052	PRO
5	e	5058	GLN
5	e	5060	GLN
5	e	5061	ARG
5	e	5065	LEU
5	e	5075	GLN
5	e	5076	VAL
6	f	5017	THR
6	f	5019	ARG
6	f	5024	HIS
6	f	5032	PHE
6	f	5043	ILE
6	f	5045	ARG
7	h	5004	ARG
7	h	5009	ASP
7	h	5017	GLU
7	h	5018	TYR
7	h	5027	THR
7	h	5035	MET
7	h	5039	LEU
7	h	5049	TYR
7	h	5052	THR
7	h	5053	LEU
8	i	5006	ILE
8	i	5008	VAL
8	i	5010	ILE
8	i	5012	VAL
8	i	5014	PHE
8	i	5020	VAL
8	i	5023	PHE
8	i	5033	LYS
8	i	5034	ARG
9	j	5010	LEU
9	j	5011	TRP
9	j	5021	VAL
9	j	5025	VAL
9	j	5038	SER
10	k	5021	LEU
10	k	5023	ASP

Continued on next page...

Continued from previous page...

Mol	Chain	Res	Type
10	k	5033	PHE
10	k	5038	VAL
11	l	5006	ASN
11	l	5008	GLN
11	l	5011	GLU
11	l	5017	LEU
11	l	5026	VAL
11	l	5035	PHE
12	m	5028	GLN
13	o	5034	ASP
13	o	5046	PRO
13	o	5047	THR
13	o	5049	ASP
13	o	5058	ILE
13	o	5069	LEU
13	o	5073	PRO
13	o	5083	LYS
13	o	5084	ASN
13	o	5085	LYS
13	o	5086	ARG
13	o	5087	GLN
13	o	5090	GLU
13	o	5091	PHE
13	o	5099	ARG
13	o	5101	THR
13	o	5102	THR
13	o	5116	ASP
13	o	5125	ASP
13	o	5129	PHE
13	o	5130	GLN
13	o	5136	MET
13	o	5141	ARG
13	o	5144	LEU
13	o	5173	ASN
13	o	5176	SER
13	o	5181	ASN
13	o	5183	LEU
13	o	5186	LYS
13	o	5194	TYR
13	o	5195	ASP
13	o	5213	VAL
13	o	5215	ARG

Continued on next page...

Continued from previous page...

Mol	Chain	Res	Type
13	o	5216	PHE
13	o	5237	ILE
13	o	5254	HIS
13	o	5264	VAL
13	o	5265	PHE
14	t	5002	GLU
14	t	5004	ILE
14	t	5012	CYS
14	t	5024	ARG
15	u	5009	LEU
15	u	5031	ASN
15	u	5055	TYR
15	u	5060	ASP
15	u	5068	THR
15	u	5069	GLU
15	u	5079	LEU
15	u	5082	PHE
15	u	5087	VAL
15	u	5089	THR
16	v	5034	LEU
16	v	5038	LEU
16	v	5044	THR
16	v	5045	ILE
16	v	5047	LEU
16	v	5049	GLU
16	v	5063	CYS
16	v	5065	SER
16	v	5066	CYS
16	v	5067	HIS
16	v	5081	ARG
16	v	5083	GLU
16	v	5092	ARG
16	v	5101	TYR
16	v	5106	THR
16	v	5108	TYR
16	v	5119	PRO
16	v	5122	ARG
16	v	5126	ILE
16	v	5151	ILE
17	x	5012	ILE
17	x	5013	THR
17	x	5015	SER

Continued on next page...

Continued from previous page...

Mol	Chain	Res	Type
17	x	5024	LEU
17	x	5032	LEU
17	x	5033	THR
17	x	5036	VAL
17	x	5037	LEU
17	x	5041	SER
17	x	5042	GLN
18	y	5022	LEU
18	y	5028	ILE
18	y	5030	ILE
18	y	5035	ILE
18	y	5036	ILE
18	y	5041	VAL
18	y	5042	ARG
18	y	5043	ARG
18	y	5045	ASN
20	z	5001	MET
20	z	5002	THR
20	z	5004	LEU
20	z	5006	GLN
20	z	5015	LEU
20	z	5017	PHE
20	z	5024	PRO
20	z	5027	TYR
20	z	5032	ASP
20	z	5038	GLN
20	z	5050	LEU
20	z	5060	PHE

Sometimes sidechains can be flipped to improve hydrogen bonding and reduce clashes. All (169) such sidechains are listed below:

Mol	Chain	Res	Type
1	A	12	ASN
1	A	19	ASN
1	A	75	ASN
1	A	87	ASN
1	A	92	HIS
1	A	118	HIS
1	A	181	ASN
1	A	199	GLN
1	A	241	GLN
1	A	247	ASN

Continued on next page...

Continued from previous page...

Mol	Chain	Res	Type
1	A	267	ASN
1	A	296	ASN
1	A	298	ASN
1	A	301	ASN
1	A	303	ASN
1	A	304	HIS
1	A	312	ASN
1	A	322	ASN
1	A	325	ASN
1	A	337	HIS
2	B	23	HIS
2	B	114	HIS
2	B	157	HIS
2	B	191	ASN
2	B	201	HIS
2	B	223	GLN
2	B	233	ASN
2	B	274	GLN
2	B	281	GLN
2	B	282	GLN
2	B	338	GLN
2	B	374	ASN
2	B	395	GLN
2	B	409	GLN
3	C	39	ASN
3	C	56	HIS
3	C	155	ASN
3	C	229	ASN
3	C	294	ASN
3	C	322	GLN
3	C	327	ASN
3	C	332	GLN
3	C	415	ASN
4	D	98	GLN
4	D	106	GLN
4	D	186	GLN
4	D	190	ASN
4	D	197	HIS
4	D	214	HIS
4	D	220	ASN
4	D	224	GLN
4	D	239	GLN

Continued on next page...

Continued from previous page...

Mol	Chain	Res	Type
4	D	255	GLN
4	D	292	ASN
4	D	301	GLN
4	D	322	ASN
4	D	332	GLN
4	D	334	GLN
5	E	75	GLN
6	F	24	HIS
7	H	15	ASN
11	L	4	ASN
11	L	6	ASN
11	L	8	GLN
12	M	28	GLN
12	M	32	GLN
13	O	62	GLN
13	O	72	GLN
13	O	84	ASN
13	O	150	ASN
13	O	173	ASN
13	O	254	HIS
13	O	262	GLN
15	U	28	ASN
15	U	29	ASN
15	U	31	ASN
15	U	99	ASN
16	V	39	ASN
16	V	60	GLN
16	V	67	HIS
16	V	94	ASN
16	V	112	GLN
18	Y	45	ASN
20	Z	6	GLN
20	Z	31	GLN
20	Z	38	GLN
1	a	5012	ASN
1	a	5019	ASN
1	a	5075	ASN
1	a	5087	ASN
1	a	5092	HIS
1	a	5118	HIS
1	a	5181	ASN
1	a	5199	GLN

Continued on next page...

Continued from previous page...

Mol	Chain	Res	Type
1	a	5241	GLN
1	a	5247	ASN
1	a	5267	ASN
1	a	5296	ASN
1	a	5298	ASN
1	a	5303	ASN
1	a	5304	HIS
1	a	5312	ASN
1	a	5322	ASN
1	a	5325	ASN
2	b	5023	HIS
2	b	5114	HIS
2	b	5157	HIS
2	b	5191	ASN
2	b	5201	HIS
2	b	5223	GLN
2	b	5233	ASN
2	b	5274	GLN
2	b	5281	GLN
2	b	5282	GLN
2	b	5338	GLN
2	b	5374	ASN
2	b	5395	GLN
3	c	5039	ASN
3	c	5056	HIS
3	c	5155	ASN
3	c	5229	ASN
3	c	5294	ASN
3	c	5322	GLN
3	c	5327	ASN
3	c	5332	GLN
3	c	5415	ASN
4	d	5098	GLN
4	d	5106	GLN
4	d	5186	GLN
4	d	5190	ASN
4	d	5197	HIS
4	d	5220	ASN
4	d	5224	GLN
4	d	5239	GLN
4	d	5255	GLN
4	d	5292	ASN

Continued on next page...

Continued from previous page...

Mol	Chain	Res	Type
4	d	5301	GLN
4	d	5322	ASN
4	d	5332	GLN
4	d	5334	GLN
4	d	5350	ASN
5	e	5075	GLN
6	f	5024	HIS
7	h	5015	ASN
11	l	5004	ASN
11	l	5006	ASN
11	l	5008	GLN
12	m	5028	GLN
12	m	5032	GLN
13	o	5062	GLN
13	o	5072	GLN
13	o	5084	ASN
13	o	5150	ASN
13	o	5173	ASN
13	o	5254	HIS
13	o	5262	GLN
15	u	5028	ASN
15	u	5029	ASN
15	u	5031	ASN
15	u	5099	ASN
16	v	5039	ASN
16	v	5060	GLN
16	v	5067	HIS
16	v	5094	ASN
16	v	5112	GLN
18	y	5045	ASN
20	z	5006	GLN
20	z	5031	GLN
20	z	5038	GLN

5.3.3 RNA [i](#)

There are no RNA molecules in this entry.

5.4 Non-standard residues in protein, DNA, RNA chains [i](#)

There are no non-standard protein/DNA/RNA residues in this entry.

5.5 Carbohydrates [i](#)

There are no monosaccharides in this entry.

5.6 Ligand geometry [i](#)

Of 136 ligands modelled in this entry, 12 are monoatomic - leaving 124 for Mogul analysis.

In the following table, the Counts columns list the number of bonds (or angles) for which Mogul statistics could be retrieved, the number of bonds (or angles) that are observed in the model and the number of bonds (or angles) that are defined in the Chemical Component Dictionary. The Link column lists molecule types, if any, to which the group is linked. The Z score for a bond length (or angle) is the number of standard deviations the observed value is removed from the expected value. A bond length (or angle) with $|Z| > 2$ is considered an outlier worth inspection. RMSZ is the root-mean-square of all Z scores of the bond lengths (or angles).

Mol	Type	Chain	Res	Link	Bond lengths			Bond angles		
					Counts	RMSZ	# $ Z > 2$	Counts	RMSZ	# $ Z > 2$
29	DGD	c	6056	-	67,67,67	0.85	2 (2%)	81,81,81	0.91	3 (3%)
22	CLA	d	6008	-	65,73,73	1.92	16 (24%)	76,113,113	2.44	26 (34%)
22	CLA	C	1031	-	65,73,73	1.95	16 (24%)	76,113,113	2.44	24 (31%)
22	CLA	c	6033	-	65,73,73	1.95	16 (24%)	76,113,113	2.44	24 (31%)
26	LHG	a	6063	-	48,48,48	0.94	2 (4%)	51,54,54	1.04	3 (5%)
22	CLA	b	6019	-	65,73,73	1.95	16 (24%)	76,113,113	2.44	24 (31%)
22	CLA	a	6007	-	65,73,73	1.95	16 (24%)	76,113,113	2.45	24 (31%)
22	CLA	d	6005	-	65,73,73	1.95	15 (23%)	76,113,113	2.45	24 (31%)
22	CLA	B	1012	-	65,73,73	1.95	15 (23%)	76,113,113	2.45	24 (31%)
26	LHG	A	1063	-	48,48,48	0.95	2 (4%)	51,54,54	1.04	3 (5%)
22	CLA	b	6018	-	65,73,73	1.95	16 (24%)	76,113,113	2.45	24 (31%)
22	CLA	b	6022	-	65,73,73	1.95	16 (24%)	76,113,113	2.45	24 (31%)
24	PQ9	D	1042	-	45,45,45	0.66	1 (2%)	56,57,57	1.77	17 (30%)
28	MGE	d	6059	-	48,48,48	0.96	2 (4%)	56,56,56	1.01	3 (5%)
29	DGD	b	6058	-	67,67,67	0.85	2 (2%)	81,81,81	0.90	3 (3%)
22	CLA	C	1033	-	65,73,73	1.95	16 (24%)	76,113,113	2.45	24 (31%)
22	CLA	B	1023	-	65,73,73	1.91	16 (24%)	76,113,113	2.45	26 (34%)
22	CLA	C	1036	-	65,73,73	1.95	15 (23%)	76,113,113	2.44	24 (31%)
28	MGE	d	6062	-	48,48,48	0.96	2 (4%)	56,56,56	1.01	3 (5%)
22	CLA	A	1006	-	65,73,73	1.95	16 (24%)	76,113,113	2.44	24 (31%)
22	CLA	B	1013	-	65,73,73	1.95	16 (24%)	76,113,113	2.44	24 (31%)
22	CLA	c	6032	-	65,73,73	1.95	16 (24%)	76,113,113	2.44	24 (31%)

Mol	Type	Chain	Res	Link	Bond lengths			Bond angles		
					Counts	RMSZ	# Z > 2	Counts	RMSZ	# Z > 2
25	BCR	K	1051	-	41,41,41	4.26	15 (36%)	56,56,56	4.89	24 (42%)
24	PQ9	d	6042	-	45,45,45	0.66	2 (4%)	56,57,57	1.78	17 (30%)
22	CLA	c	6037	-	65,73,73	1.95	15 (23%)	76,113,113	2.44	25 (32%)
22	CLA	B	1016	-	65,73,73	1.95	16 (24%)	76,113,113	2.45	24 (31%)
25	BCR	Z	1053	-	41,41,41	4.26	16 (39%)	56,56,56	5.94	24 (42%)
23	PHO	d	6039	-	51,69,69	2.91	10 (19%)	47,99,99	2.44	11 (23%)
22	CLA	d	6004	-	65,73,73	1.96	16 (24%)	76,113,113	2.44	24 (31%)
22	CLA	B	1022	-	65,73,73	1.95	16 (24%)	76,113,113	2.45	24 (31%)
22	CLA	D	1004	-	65,73,73	1.96	16 (24%)	76,113,113	2.44	24 (31%)
22	CLA	b	6021	2	65,73,73	1.92	16 (24%)	76,113,113	2.46	27 (35%)
22	CLA	b	6024	-	65,73,73	1.95	16 (24%)	76,113,113	2.44	24 (31%)
22	CLA	B	1020	-	65,73,73	1.95	15 (23%)	76,113,113	2.45	24 (31%)
22	CLA	D	1008	-	65,73,73	1.92	16 (24%)	76,113,113	2.43	26 (34%)
22	CLA	c	6026	-	65,73,73	1.95	15 (23%)	76,113,113	2.44	24 (31%)
22	CLA	C	1037	-	65,73,73	1.95	15 (23%)	76,113,113	2.44	24 (31%)
22	CLA	C	1030	-	65,73,73	1.92	16 (24%)	76,113,113	2.43	26 (34%)
22	CLA	B	1019	-	65,73,73	1.95	16 (24%)	76,113,113	2.44	24 (31%)
22	CLA	b	6014	-	65,73,73	1.96	15 (23%)	76,113,113	2.45	24 (31%)
29	DGD	C	1057	-	67,67,67	0.85	2 (2%)	81,81,81	0.91	3 (3%)
28	MGE	b	6060	-	48,48,48	0.96	2 (4%)	56,56,56	1.01	3 (5%)
22	CLA	B	1010	2	65,73,73	1.92	16 (24%)	76,113,113	2.45	25 (32%)
22	CLA	c	6029	-	65,73,73	1.91	16 (24%)	76,113,113	2.45	26 (34%)
22	CLA	c	6030	-	65,73,73	1.92	16 (24%)	76,113,113	2.43	26 (34%)
22	CLA	c	6031	-	65,73,73	1.95	16 (24%)	76,113,113	2.44	24 (31%)
25	BCR	h	6049	-	41,41,41	4.25	15 (36%)	56,56,56	5.22	24 (42%)
22	CLA	B	1024	-	65,73,73	1.95	16 (24%)	76,113,113	2.44	24 (31%)
22	CLA	b	6012	-	65,73,73	1.95	15 (23%)	76,113,113	2.45	24 (31%)
29	DGD	c	6055	-	67,67,67	0.85	2 (2%)	81,81,81	0.91	3 (3%)
22	CLA	B	1009	-	65,73,73	1.93	16 (24%)	76,113,113	2.43	26 (34%)
25	BCR	C	1054	-	41,41,41	4.26	15 (36%)	56,56,56	5.30	24 (42%)
22	CLA	D	1005	-	65,73,73	1.95	15 (23%)	76,113,113	2.45	24 (31%)
22	CLA	b	6010	2	65,73,73	1.92	16 (24%)	76,113,113	2.45	25 (32%)
31	HEM	f	6040	5	41,50,50	1.95	6 (14%)	45,82,82	1.72	5 (11%)
22	CLA	b	6020	-	65,73,73	1.95	15 (23%)	76,113,113	2.46	24 (31%)
31	HEM	F	1040	5	41,50,50	1.96	6 (14%)	45,82,82	1.72	5 (11%)

Mol	Type	Chain	Res	Link	Bond lengths			Bond angles		
					Counts	RMSZ	# Z > 2	Counts	RMSZ	# Z > 2
25	BCR	B	1047	-	41,41,41	4.25	15 (36%)	56,56,56	5.37	28 (50%)
22	CLA	K	1034	-	65,73,73	1.95	16 (24%)	76,113,113	2.45	24 (31%)
22	CLA	A	1003	-	65,73,73	1.95	16 (24%)	76,113,113	2.45	24 (31%)
22	CLA	b	6013	-	65,73,73	1.95	16 (24%)	76,113,113	2.44	24 (31%)
25	BCR	d	6050	-	41,41,41	4.26	15 (36%)	56,56,56	5.08	24 (42%)
25	BCR	D	1050	-	41,41,41	4.26	15 (36%)	56,56,56	5.07	24 (42%)
22	CLA	h	6017	-	65,73,73	1.95	15 (23%)	76,113,113	2.45	24 (31%)
22	CLA	C	1029	-	65,73,73	1.91	16 (24%)	76,113,113	2.45	26 (34%)
22	CLA	C	1027	-	65,73,73	1.95	16 (24%)	76,113,113	2.45	24 (31%)
22	CLA	c	6028	-	65,73,73	1.95	16 (24%)	76,113,113	2.44	24 (31%)
25	BCR	T	6046	-	41,41,41	4.18	17 (41%)	56,56,56	5.95	27 (48%)
28	MGE	l	6061	-	48,48,48	0.96	2 (4%)	56,56,56	1.01	3 (5%)
22	CLA	c	6036	-	65,73,73	1.95	15 (23%)	76,113,113	2.45	24 (31%)
31	HEM	V	1041	16	41,50,50	1.97	6 (14%)	45,82,82	1.73	5 (11%)
22	CLA	C	1025	-	65,73,73	1.95	16 (24%)	76,113,113	2.45	24 (31%)
22	CLA	C	1035	-	65,73,73	1.95	16 (24%)	76,113,113	2.45	24 (31%)
22	CLA	b	6011	-	65,73,73	1.92	16 (24%)	76,113,113	2.44	27 (35%)
22	CLA	c	6035	-	65,73,73	1.95	16 (24%)	76,113,113	2.45	24 (31%)
25	BCR	A	1044	-	41,41,41	4.15	16 (39%)	56,56,56	7.08	30 (53%)
28	MGE	L	1061	-	48,48,48	0.96	2 (4%)	56,56,56	1.01	3 (5%)
31	HEM	v	6041	16	41,50,50	1.97	6 (14%)	45,82,82	1.73	5 (11%)
22	CLA	a	6003	-	65,73,73	1.95	16 (24%)	76,113,113	2.45	24 (31%)
22	CLA	b	6023	-	65,73,73	1.91	17 (26%)	76,113,113	2.46	26 (34%)
22	CLA	B	1021	2	65,73,73	1.93	16 (24%)	76,113,113	2.47	27 (35%)
23	PHO	A	1038	-	51,69,69	2.90	10 (19%)	47,99,99	2.45	11 (23%)
25	BCR	k	6051	-	41,41,41	4.26	16 (39%)	56,56,56	4.89	24 (42%)
22	CLA	H	1017	-	65,73,73	1.95	16 (24%)	76,113,113	2.45	24 (31%)
22	CLA	k	6034	-	65,73,73	1.95	16 (24%)	76,113,113	2.45	24 (31%)
25	BCR	C	1052	-	41,41,41	4.25	16 (39%)	56,56,56	6.82	27 (48%)
25	BCR	a	6044	-	41,41,41	4.15	16 (39%)	56,56,56	7.09	30 (53%)
29	DGD	C	1055	-	67,67,67	0.85	2 (2%)	81,81,81	0.91	3 (3%)
22	CLA	b	6015	-	65,73,73	1.95	15 (23%)	76,113,113	2.45	24 (31%)
25	BCR	T	6048	-	41,41,41	4.25	15 (36%)	56,56,56	6.18	28 (50%)
25	BCR	k	6052	-	41,41,41	4.26	16 (39%)	56,56,56	6.83	27 (48%)
23	PHO	D	1039	-	51,69,69	2.90	10 (19%)	47,99,99	2.44	11 (23%)

Mol	Type	Chain	Res	Link	Bond lengths			Bond angles		
					Counts	RMSZ	# Z > 2	Counts	RMSZ	# Z > 2
22	CLA	b	6016	-	65,73,73	1.95	15 (23%)	76,113,113	2.45	24 (31%)
25	BCR	t	1046	-	41,41,41	4.18	17 (41%)	56,56,56	5.94	27 (48%)
22	CLA	C	1026	-	65,73,73	1.95	15 (23%)	76,113,113	2.45	24 (31%)
22	CLA	B	1011	-	65,73,73	1.92	17 (26%)	76,113,113	2.44	27 (35%)
29	DGD	C	1056	-	67,67,67	0.85	2 (2%)	81,81,81	0.91	3 (3%)
24	PQ9	A	1043	-	45,45,45	0.66	1 (2%)	56,57,57	1.77	17 (30%)
28	MGE	D	1062	-	48,48,48	0.96	2 (4%)	56,56,56	1.01	3 (5%)
25	BCR	z	6053	-	41,41,41	4.26	17 (41%)	56,56,56	5.94	24 (42%)
23	PHO	a	6038	-	51,69,69	2.90	10 (19%)	47,99,99	2.44	11 (23%)
24	PQ9	a	6043	-	45,45,45	0.66	2 (4%)	56,57,57	1.77	17 (30%)
22	CLA	B	1014	-	65,73,73	1.95	15 (23%)	76,113,113	2.45	24 (31%)
25	BCR	H	1049	-	41,41,41	4.26	16 (39%)	56,56,56	5.22	24 (42%)
29	DGD	B	1058	-	67,67,67	0.85	2 (2%)	81,81,81	0.90	3 (3%)
29	DGD	c	6057	-	67,67,67	0.85	2 (2%)	81,81,81	0.91	3 (3%)
22	CLA	b	6009	-	65,73,73	1.92	16 (24%)	76,113,113	2.43	26 (34%)
22	CLA	B	1015	-	65,73,73	1.95	15 (23%)	76,113,113	2.45	24 (31%)
22	CLA	c	6027	-	65,73,73	1.96	16 (24%)	76,113,113	2.45	24 (31%)
22	CLA	B	1018	-	65,73,73	1.95	16 (24%)	76,113,113	2.45	24 (31%)
22	CLA	C	1028	-	65,73,73	1.95	16 (24%)	76,113,113	2.44	24 (31%)
25	BCR	B	1048	-	41,41,41	4.25	15 (36%)	56,56,56	6.18	28 (50%)
25	BCR	B	1045	-	41,41,41	4.26	16 (39%)	56,56,56	6.04	24 (42%)
25	BCR	b	6047	-	41,41,41	4.25	16 (39%)	56,56,56	5.37	28 (50%)
22	CLA	C	1032	-	65,73,73	1.95	16 (24%)	76,113,113	2.44	24 (31%)
25	BCR	c	6054	-	41,41,41	4.25	15 (36%)	56,56,56	5.30	24 (42%)
28	MGE	B	1060	-	48,48,48	0.96	2 (4%)	56,56,56	1.01	3 (5%)
22	CLA	A	1007	-	65,73,73	1.95	16 (24%)	76,113,113	2.45	24 (31%)
22	CLA	c	6025	-	65,73,73	1.95	16 (24%)	76,113,113	2.45	24 (31%)
22	CLA	a	6006	-	65,73,73	1.95	16 (24%)	76,113,113	2.45	24 (31%)
25	BCR	b	6045	-	41,41,41	4.26	16 (39%)	56,56,56	6.04	24 (42%)
28	MGE	D	1059	-	48,48,48	0.96	2 (4%)	56,56,56	1.01	3 (5%)

In the following table, the Chirals column lists the number of chiral outliers, the number of chiral centers analysed, the number of these observed in the model and the number defined in the Chemical Component Dictionary. Similar counts are reported in the Torsion and Rings columns. '-' means no outliers of that kind were identified.

Mol	Type	Chain	Res	Link	Chirals	Torsions	Rings
29	DGD	c	6056	-	-	32/55/95/95	0/2/2/2
22	CLA	d	6008	-	3/3/15/20	15/37/115/115	-
22	CLA	C	1031	-	2/2/15/20	15/37/115/115	-
22	CLA	c	6033	-	2/2/15/20	18/37/115/115	-
26	LHG	a	6063	-	-	29/53/53/53	-
22	CLA	b	6019	-	2/2/15/20	20/37/115/115	-
22	CLA	a	6007	-	1/1/15/20	23/37/115/115	-
22	CLA	d	6005	-	2/2/15/20	19/37/115/115	-
22	CLA	B	1012	-	2/2/15/20	16/37/115/115	-
26	LHG	A	1063	-	-	29/53/53/53	-
22	CLA	b	6018	-	2/2/15/20	22/37/115/115	-
22	CLA	b	6022	-	3/3/15/20	19/37/115/115	-
24	PQ9	D	1042	-	-	10/41/61/61	0/1/1/1
28	MGE	d	6059	-	-	24/43/63/63	0/1/1/1
29	DGD	b	6058	-	-	31/55/95/95	0/2/2/2
22	CLA	C	1033	-	2/2/15/20	18/37/115/115	-
22	CLA	B	1023	-	3/3/15/20	18/37/115/115	-
22	CLA	C	1036	-	2/2/15/20	24/37/115/115	-
28	MGE	d	6062	-	-	25/43/63/63	0/1/1/1
22	CLA	A	1006	-	2/2/15/20	22/37/115/115	-
22	CLA	B	1013	-	2/2/15/20	22/37/115/115	-
22	CLA	c	6032	-	3/3/15/20	18/37/115/115	-
25	BCR	K	1051	-	-	15/29/63/63	0/2/2/2
24	PQ9	d	6042	-	-	10/41/61/61	0/1/1/1
22	CLA	c	6037	-	2/2/15/20	17/37/115/115	-
22	CLA	B	1016	-	1/1/15/20	20/37/115/115	-
25	BCR	Z	1053	-	-	15/29/63/63	0/2/2/2
23	PHO	d	6039	-	3/3/17/22	17/37/103/103	0/5/6/6
22	CLA	d	6004	-	2/2/15/20	12/37/115/115	-
22	CLA	B	1022	-	3/3/15/20	19/37/115/115	-
22	CLA	D	1004	-	2/2/15/20	12/37/115/115	-
22	CLA	b	6021	2	2/2/15/20	22/37/115/115	-
22	CLA	b	6024	-	1/1/15/20	15/37/115/115	-
22	CLA	B	1020	-	3/3/15/20	14/37/115/115	-
22	CLA	D	1008	-	3/3/15/20	15/37/115/115	-

Continued on next page...

Continued from previous page...

Mol	Type	Chain	Res	Link	Chirals	Torsions	Rings
22	CLA	c	6026	-	1/1/15/20	20/37/115/115	-
22	CLA	C	1037	-	2/2/15/20	17/37/115/115	-
22	CLA	C	1030	-	2/2/15/20	17/37/115/115	-
22	CLA	B	1019	-	2/2/15/20	20/37/115/115	-
22	CLA	b	6014	-	2/2/15/20	18/37/115/115	-
29	DGD	C	1057	-	-	32/55/95/95	0/2/2/2
28	MGE	b	6060	-	-	30/43/63/63	0/1/1/1
22	CLA	B	1010	2	2/2/15/20	16/37/115/115	-
22	CLA	c	6029	-	3/3/15/20	16/37/115/115	-
22	CLA	c	6030	-	2/2/15/20	17/37/115/115	-
22	CLA	c	6031	-	2/2/15/20	15/37/115/115	-
25	BCR	h	6049	-	-	13/29/63/63	0/2/2/2
22	CLA	B	1024	-	1/1/15/20	15/37/115/115	-
22	CLA	b	6012	-	2/2/15/20	16/37/115/115	-
29	DGD	c	6055	-	-	33/55/95/95	0/2/2/2
22	CLA	B	1009	-	2/2/15/20	19/37/115/115	-
25	BCR	C	1054	-	-	14/29/63/63	0/2/2/2
22	CLA	D	1005	-	2/2/15/20	19/37/115/115	-
22	CLA	b	6010	2	2/2/15/20	16/37/115/115	-
31	HEM	f	6040	5	-	8/12/54/54	-
22	CLA	b	6020	-	3/3/15/20	14/37/115/115	-
31	HEM	F	1040	5	-	8/12/54/54	-
25	BCR	B	1047	-	-	17/29/63/63	0/2/2/2
22	CLA	K	1034	-	5/5/15/20	23/37/115/115	-
22	CLA	A	1003	-	2/2/15/20	22/37/115/115	-
22	CLA	b	6013	-	2/2/15/20	22/37/115/115	-
25	BCR	d	6050	-	-	21/29/63/63	0/2/2/2
25	BCR	D	1050	-	-	21/29/63/63	0/2/2/2
22	CLA	h	6017	-	2/2/15/20	22/37/115/115	-
22	CLA	C	1029	-	3/3/15/20	16/37/115/115	-
22	CLA	C	1027	-	3/3/15/20	18/37/115/115	-
22	CLA	c	6028	-	2/2/15/20	24/37/115/115	-
25	BCR	T	6046	-	-	11/29/63/63	0/2/2/2
28	MGE	l	6061	-	-	26/43/63/63	0/1/1/1

Continued on next page...

Continued from previous page...

Mol	Type	Chain	Res	Link	Chirals	Torsions	Rings
22	CLA	c	6036	-	2/2/15/20	24/37/115/115	-
31	HEM	V	1041	16	-	5/12/54/54	-
22	CLA	C	1025	-	2/2/15/20	20/37/115/115	-
22	CLA	C	1035	-	2/2/15/20	17/37/115/115	-
22	CLA	b	6011	-	3/3/15/20	19/37/115/115	-
22	CLA	c	6035	-	2/2/15/20	17/37/115/115	-
25	BCR	A	1044	-	-	12/29/63/63	0/2/2/2
28	MGE	L	1061	-	-	26/43/63/63	0/1/1/1
31	HEM	v	6041	16	-	5/12/54/54	-
22	CLA	a	6003	-	2/2/15/20	23/37/115/115	-
22	CLA	b	6023	-	3/3/15/20	18/37/115/115	-
22	CLA	B	1021	2	2/2/15/20	22/37/115/115	-
23	PHO	A	1038	-	1/1/17/22	19/37/103/103	0/5/6/6
25	BCR	k	6051	-	-	15/29/63/63	0/2/2/2
22	CLA	H	1017	-	2/2/15/20	22/37/115/115	-
22	CLA	k	6034	-	5/5/15/20	23/37/115/115	-
25	BCR	C	1052	-	-	14/29/63/63	0/2/2/2
25	BCR	a	6044	-	-	12/29/63/63	0/2/2/2
29	DGD	C	1055	-	-	33/55/95/95	0/2/2/2
22	CLA	b	6015	-	2/2/15/20	21/37/115/115	-
25	BCR	T	6048	-	-	10/29/63/63	0/2/2/2
25	BCR	k	6052	-	-	14/29/63/63	0/2/2/2
23	PHO	D	1039	-	3/3/17/22	17/37/103/103	0/5/6/6
22	CLA	b	6016	-	1/1/15/20	20/37/115/115	-
25	BCR	t	1046	-	-	11/29/63/63	0/2/2/2
22	CLA	C	1026	-	1/1/15/20	20/37/115/115	-
22	CLA	B	1011	-	3/3/15/20	19/37/115/115	-
29	DGD	C	1056	-	-	32/55/95/95	0/2/2/2
24	PQ9	A	1043	-	-	16/41/61/61	0/1/1/1
28	MGE	D	1062	-	-	25/43/63/63	0/1/1/1
25	BCR	z	6053	-	-	15/29/63/63	0/2/2/2
23	PHO	a	6038	-	1/1/17/22	19/37/103/103	0/5/6/6
24	PQ9	a	6043	-	-	16/41/61/61	0/1/1/1
22	CLA	B	1014	-	2/2/15/20	18/37/115/115	-

Continued on next page...

Continued from previous page...

Mol	Type	Chain	Res	Link	Chirals	Torsions	Rings
25	BCR	H	1049	-	-	13/29/63/63	0/2/2/2
29	DGD	B	1058	-	-	31/55/95/95	0/2/2/2
29	DGD	c	6057	-	-	32/55/95/95	0/2/2/2
22	CLA	b	6009	-	2/2/15/20	19/37/115/115	-
22	CLA	B	1015	-	2/2/15/20	21/37/115/115	-
22	CLA	c	6027	-	3/3/15/20	18/37/115/115	-
22	CLA	B	1018	-	2/2/15/20	22/37/115/115	-
22	CLA	C	1028	-	2/2/15/20	24/37/115/115	-
25	BCR	B	1048	-	-	10/29/63/63	0/2/2/2
25	BCR	B	1045	-	-	20/29/63/63	0/2/2/2
25	BCR	b	6047	-	-	17/29/63/63	0/2/2/2
22	CLA	C	1032	-	3/3/15/20	18/37/115/115	-
25	BCR	c	6054	-	-	14/29/63/63	0/2/2/2
28	MGE	B	1060	-	-	30/43/63/63	0/1/1/1
22	CLA	A	1007	-	1/1/15/20	23/37/115/115	-
22	CLA	c	6025	-	2/2/15/20	20/37/115/115	-
22	CLA	a	6006	-	2/2/15/20	22/37/115/115	-
25	BCR	b	6045	-	-	20/29/63/63	0/2/2/2
28	MGE	D	1059	-	-	24/43/63/63	0/1/1/1

All (1556) bond length outliers are listed below:

Mol	Chain	Res	Type	Atoms	Z	Observed(Å)	Ideal(Å)
23	d	6039	PHO	OBD-CAD	13.72	1.41	1.22
23	D	1039	PHO	OBD-CAD	13.71	1.41	1.22
23	A	1038	PHO	OBD-CAD	13.70	1.41	1.22
23	a	6038	PHO	OBD-CAD	13.70	1.41	1.22
25	b	6047	BCR	C19-C18	-9.35	1.25	1.45
25	z	6053	BCR	C8-C9	-9.35	1.25	1.45
25	b	6047	BCR	C8-C9	-9.34	1.25	1.45
25	k	6051	BCR	C12-C13	-9.34	1.25	1.45
25	B	1047	BCR	C8-C9	-9.34	1.25	1.45
25	c	6054	BCR	C8-C9	-9.34	1.25	1.45
25	C	1054	BCR	C8-C9	-9.34	1.25	1.45
25	B	1047	BCR	C19-C18	-9.33	1.25	1.45
25	Z	1053	BCR	C8-C9	-9.33	1.25	1.45
25	k	6052	BCR	C12-C13	-9.33	1.25	1.45
25	h	6049	BCR	C19-C18	-9.33	1.25	1.45

Continued on next page...

Continued from previous page...

Mol	Chain	Res	Type	Atoms	Z	Observed(Å)	Ideal(Å)
25	B	1048	BCR	C8-C9	-9.33	1.25	1.45
25	K	1051	BCR	C12-C13	-9.33	1.25	1.45
25	C	1052	BCR	C12-C13	-9.32	1.25	1.45
25	B	1045	BCR	C19-C18	-9.32	1.25	1.45
25	T	6048	BCR	C8-C9	-9.32	1.25	1.45
25	H	1049	BCR	C19-C18	-9.32	1.25	1.45
25	B	1045	BCR	C8-C9	-9.32	1.25	1.45
25	Z	1053	BCR	C12-C13	-9.32	1.25	1.45
25	B	1048	BCR	C12-C13	-9.32	1.25	1.45
25	k	6051	BCR	C8-C9	-9.32	1.25	1.45
25	b	6045	BCR	C19-C18	-9.31	1.25	1.45
25	D	1050	BCR	C12-C13	-9.31	1.25	1.45
25	C	1054	BCR	C19-C18	-9.31	1.25	1.45
25	T	6048	BCR	C12-C13	-9.31	1.25	1.45
25	b	6045	BCR	C8-C9	-9.31	1.25	1.45
25	z	6053	BCR	C12-C13	-9.31	1.26	1.45
25	D	1050	BCR	C19-C18	-9.30	1.26	1.45
25	K	1051	BCR	C8-C9	-9.30	1.26	1.45
25	h	6049	BCR	C12-C13	-9.30	1.26	1.45
25	z	6053	BCR	C19-C18	-9.30	1.26	1.45
25	H	1049	BCR	C12-C13	-9.30	1.26	1.45
25	k	6052	BCR	C8-C9	-9.30	1.26	1.45
25	K	1051	BCR	C19-C18	-9.29	1.26	1.45
25	c	6054	BCR	C19-C18	-9.29	1.26	1.45
25	B	1047	BCR	C12-C13	-9.29	1.26	1.45
25	c	6054	BCR	C12-C13	-9.29	1.26	1.45
25	C	1052	BCR	C19-C18	-9.29	1.26	1.45
25	Z	1053	BCR	C19-C18	-9.29	1.26	1.45
25	C	1054	BCR	C12-C13	-9.29	1.26	1.45
25	d	6050	BCR	C12-C13	-9.29	1.26	1.45
25	d	6050	BCR	C19-C18	-9.29	1.26	1.45
25	k	6052	BCR	C19-C18	-9.28	1.26	1.45
25	h	6049	BCR	C8-C9	-9.28	1.26	1.45
25	C	1052	BCR	C8-C9	-9.28	1.26	1.45
25	b	6045	BCR	C12-C13	-9.28	1.26	1.45
25	k	6051	BCR	C19-C18	-9.28	1.26	1.45
25	H	1049	BCR	C8-C9	-9.28	1.26	1.45
25	b	6047	BCR	C12-C13	-9.28	1.26	1.45
25	B	1045	BCR	C12-C13	-9.27	1.26	1.45
25	B	1048	BCR	C19-C18	-9.27	1.26	1.45
25	T	6048	BCR	C19-C18	-9.27	1.26	1.45
25	D	1050	BCR	C8-C9	-9.27	1.26	1.45

Continued on next page...

Continued from previous page...

Mol	Chain	Res	Type	Atoms	Z	Observed(Å)	Ideal(Å)
25	d	6050	BCR	C8-C9	-9.27	1.26	1.45
25	a	6044	BCR	C19-C18	-9.23	1.26	1.45
25	T	6046	BCR	C12-C13	-9.23	1.26	1.45
25	A	1044	BCR	C19-C18	-9.22	1.26	1.45
25	t	1046	BCR	C12-C13	-9.22	1.26	1.45
25	t	1046	BCR	C8-C9	-9.19	1.26	1.45
25	T	6046	BCR	C8-C9	-9.18	1.26	1.45
25	T	6046	BCR	C19-C18	-9.16	1.26	1.45
25	t	1046	BCR	C19-C18	-9.15	1.26	1.45
25	A	1044	BCR	C8-C9	-9.10	1.26	1.45
25	a	6044	BCR	C8-C9	-9.08	1.26	1.45
25	A	1044	BCR	C12-C13	-9.03	1.26	1.45
25	a	6044	BCR	C12-C13	-9.02	1.26	1.45
25	c	6054	BCR	C16-C17	-8.11	1.18	1.43
25	b	6047	BCR	C16-C17	-8.11	1.18	1.43
25	C	1054	BCR	C16-C17	-8.10	1.18	1.43
23	a	6038	PHO	O1D-CGD	8.09	1.41	1.21
25	b	6047	BCR	C20-C21	-8.09	1.18	1.43
25	H	1049	BCR	C20-C21	-8.09	1.18	1.43
25	h	6049	BCR	C20-C21	-8.09	1.18	1.43
25	B	1048	BCR	C20-C21	-8.08	1.18	1.43
25	B	1047	BCR	C16-C17	-8.08	1.18	1.43
25	Z	1053	BCR	C16-C17	-8.08	1.18	1.43
23	D	1039	PHO	O1D-CGD	8.08	1.41	1.21
25	B	1045	BCR	C16-C17	-8.08	1.18	1.43
25	K	1051	BCR	C20-C21	-8.08	1.18	1.43
23	A	1038	PHO	O1D-CGD	8.08	1.41	1.21
25	b	6045	BCR	C16-C17	-8.07	1.18	1.43
25	k	6051	BCR	C16-C17	-8.07	1.18	1.43
25	B	1047	BCR	C20-C21	-8.07	1.18	1.43
25	C	1052	BCR	C20-C21	-8.07	1.18	1.43
25	K	1051	BCR	C16-C17	-8.07	1.18	1.43
25	b	6045	BCR	C20-C21	-8.07	1.18	1.43
31	V	1041	HEM	C3D-C2D	8.07	1.53	1.36
25	C	1054	BCR	C20-C21	-8.07	1.18	1.43
25	z	6053	BCR	C16-C17	-8.07	1.18	1.43
25	B	1045	BCR	C20-C21	-8.07	1.18	1.43
25	c	6054	BCR	C20-C21	-8.07	1.18	1.43
25	k	6051	BCR	C20-C21	-8.07	1.18	1.43
25	z	6053	BCR	C20-C21	-8.07	1.18	1.43
25	d	6050	BCR	C16-C17	-8.06	1.18	1.43
25	H	1049	BCR	C16-C17	-8.06	1.18	1.43

Continued on next page...

Continued from previous page...

Mol	Chain	Res	Type	Atoms	Z	Observed(Å)	Ideal(Å)
25	T	6048	BCR	C16-C17	-8.06	1.18	1.43
25	k	6052	BCR	C20-C21	-8.06	1.18	1.43
25	C	1052	BCR	C16-C17	-8.06	1.18	1.43
25	D	1050	BCR	C16-C17	-8.06	1.18	1.43
25	Z	1053	BCR	C20-C21	-8.06	1.18	1.43
25	T	6048	BCR	C20-C21	-8.06	1.18	1.43
25	d	6050	BCR	C20-C21	-8.05	1.18	1.43
23	d	6039	PHO	O1D-CGD	8.05	1.41	1.21
25	h	6049	BCR	C16-C17	-8.05	1.18	1.43
25	D	1050	BCR	C20-C21	-8.05	1.18	1.43
31	v	6041	HEM	C3D-C2D	8.04	1.53	1.36
25	B	1048	BCR	C16-C17	-8.04	1.18	1.43
25	k	6052	BCR	C16-C17	-8.04	1.18	1.43
31	F	1040	HEM	C3D-C2D	8.01	1.53	1.36
31	f	6040	HEM	C3D-C2D	7.98	1.53	1.36
25	T	6046	BCR	C16-C17	-7.95	1.18	1.43
25	t	1046	BCR	C16-C17	-7.95	1.18	1.43
25	a	6044	BCR	C20-C21	-7.95	1.18	1.43
25	A	1044	BCR	C20-C21	-7.93	1.18	1.43
25	a	6044	BCR	C16-C17	-7.93	1.18	1.43
25	A	1044	BCR	C16-C17	-7.92	1.18	1.43
25	t	1046	BCR	C20-C21	-7.86	1.19	1.43
25	T	6046	BCR	C20-C21	-7.85	1.19	1.43
25	z	6053	BCR	C17-C18	-7.49	1.25	1.35
25	k	6052	BCR	C17-C18	-7.49	1.25	1.35
25	d	6050	BCR	C21-C22	-7.48	1.25	1.35
25	T	6048	BCR	C21-C22	-7.47	1.25	1.35
25	D	1050	BCR	C21-C22	-7.47	1.25	1.35
25	B	1048	BCR	C17-C18	-7.47	1.25	1.35
25	Z	1053	BCR	C21-C22	-7.46	1.25	1.35
25	b	6047	BCR	C21-C22	-7.45	1.25	1.35
25	z	6053	BCR	C21-C22	-7.44	1.25	1.35
25	Z	1053	BCR	C17-C18	-7.43	1.25	1.35
25	D	1050	BCR	C17-C18	-7.43	1.25	1.35
25	H	1049	BCR	C21-C22	-7.43	1.25	1.35
25	C	1054	BCR	C17-C18	-7.42	1.25	1.35
25	B	1045	BCR	C17-C18	-7.41	1.26	1.35
25	C	1052	BCR	C17-C18	-7.41	1.26	1.35
25	B	1048	BCR	C21-C22	-7.41	1.26	1.35
25	B	1047	BCR	C21-C22	-7.41	1.26	1.35
25	K	1051	BCR	C21-C22	-7.41	1.26	1.35
25	b	6045	BCR	C17-C18	-7.40	1.26	1.35

Continued on next page...

Continued from previous page...

Mol	Chain	Res	Type	Atoms	Z	Observed(Å)	Ideal(Å)
25	B	1047	BCR	C17-C18	-7.40	1.26	1.35
25	T	6048	BCR	C17-C18	-7.40	1.26	1.35
25	C	1054	BCR	C21-C22	-7.40	1.26	1.35
25	K	1051	BCR	C17-C18	-7.39	1.26	1.35
25	k	6051	BCR	C21-C22	-7.39	1.26	1.35
25	H	1049	BCR	C17-C18	-7.39	1.26	1.35
25	k	6051	BCR	C17-C18	-7.39	1.26	1.35
25	d	6050	BCR	C17-C18	-7.38	1.26	1.35
25	k	6052	BCR	C21-C22	-7.38	1.26	1.35
25	c	6054	BCR	C21-C22	-7.38	1.26	1.35
25	B	1045	BCR	C21-C22	-7.38	1.26	1.35
25	C	1052	BCR	C21-C22	-7.38	1.26	1.35
25	c	6054	BCR	C17-C18	-7.38	1.26	1.35
25	h	6049	BCR	C21-C22	-7.38	1.26	1.35
25	b	6045	BCR	C21-C22	-7.36	1.26	1.35
25	b	6047	BCR	C17-C18	-7.36	1.26	1.35
25	h	6049	BCR	C17-C18	-7.35	1.26	1.35
25	T	6046	BCR	C17-C18	-7.20	1.26	1.35
25	A	1044	BCR	C17-C18	-7.19	1.26	1.35
25	t	1046	BCR	C17-C18	-7.18	1.26	1.35
25	A	1044	BCR	C21-C22	-7.17	1.26	1.35
25	a	6044	BCR	C21-C22	-7.16	1.26	1.35
25	a	6044	BCR	C17-C18	-7.12	1.26	1.35
25	T	6046	BCR	C21-C22	-7.11	1.26	1.35
25	t	1046	BCR	C21-C22	-7.07	1.26	1.35
25	h	6049	BCR	C16-C15	-6.77	1.18	1.36
25	k	6052	BCR	C16-C15	-6.77	1.18	1.36
25	K	1051	BCR	C16-C15	-6.76	1.18	1.36
25	H	1049	BCR	C16-C15	-6.76	1.18	1.36
25	k	6051	BCR	C16-C15	-6.76	1.18	1.36
25	z	6053	BCR	C16-C15	-6.75	1.18	1.36
25	C	1052	BCR	C16-C15	-6.75	1.18	1.36
25	Z	1053	BCR	C16-C15	-6.75	1.18	1.36
25	B	1048	BCR	C16-C15	-6.74	1.18	1.36
25	b	6047	BCR	C16-C15	-6.73	1.18	1.36
25	B	1047	BCR	C16-C15	-6.73	1.18	1.36
25	C	1054	BCR	C16-C15	-6.72	1.18	1.36
25	B	1045	BCR	C16-C15	-6.72	1.18	1.36
25	T	6048	BCR	C16-C15	-6.72	1.18	1.36
25	b	6045	BCR	C16-C15	-6.71	1.18	1.36
25	D	1050	BCR	C16-C15	-6.71	1.18	1.36
25	d	6050	BCR	C16-C15	-6.71	1.18	1.36

Continued on next page...

Continued from previous page...

Mol	Chain	Res	Type	Atoms	Z	Observed(Å)	Ideal(Å)
25	c	6054	BCR	C16-C15	-6.70	1.18	1.36
25	t	1046	BCR	C16-C15	-6.55	1.18	1.36
25	T	6046	BCR	C16-C15	-6.55	1.18	1.36
25	a	6044	BCR	C16-C15	-6.48	1.19	1.36
25	A	1044	BCR	C16-C15	-6.46	1.19	1.36
23	A	1038	PHO	O1A-CGA	6.38	1.41	1.22
23	d	6039	PHO	O1A-CGA	6.37	1.41	1.22
23	D	1039	PHO	O1A-CGA	6.37	1.41	1.22
23	a	6038	PHO	O1A-CGA	6.36	1.41	1.22
25	b	6047	BCR	C11-C12	-6.29	1.18	1.34
25	c	6054	BCR	C20-C19	-6.29	1.18	1.34
25	T	6048	BCR	C20-C19	-6.28	1.18	1.34
25	k	6051	BCR	C20-C19	-6.28	1.18	1.34
25	d	6050	BCR	C20-C19	-6.28	1.18	1.34
25	C	1054	BCR	C11-C12	-6.28	1.18	1.34
25	B	1048	BCR	C20-C19	-6.28	1.18	1.34
25	z	6053	BCR	C11-C12	-6.27	1.18	1.34
25	k	6052	BCR	C20-C19	-6.27	1.18	1.34
25	B	1047	BCR	C11-C12	-6.27	1.18	1.34
25	b	6045	BCR	C11-C12	-6.27	1.18	1.34
25	D	1050	BCR	C20-C19	-6.26	1.18	1.34
25	k	6052	BCR	C11-C12	-6.26	1.18	1.34
25	c	6054	BCR	C11-C12	-6.26	1.18	1.34
25	K	1051	BCR	C20-C19	-6.26	1.18	1.34
25	C	1054	BCR	C20-C19	-6.26	1.18	1.34
25	B	1045	BCR	C11-C12	-6.26	1.18	1.34
25	H	1049	BCR	C11-C12	-6.26	1.18	1.34
25	Z	1053	BCR	C11-C12	-6.26	1.18	1.34
25	B	1048	BCR	C11-C12	-6.26	1.18	1.34
25	C	1052	BCR	C20-C19	-6.25	1.18	1.34
25	B	1045	BCR	C20-C19	-6.25	1.18	1.34
25	h	6049	BCR	C20-C19	-6.25	1.18	1.34
25	B	1047	BCR	C20-C19	-6.25	1.18	1.34
25	K	1051	BCR	C11-C12	-6.25	1.18	1.34
25	h	6049	BCR	C11-C12	-6.25	1.18	1.34
25	T	6048	BCR	C11-C12	-6.24	1.18	1.34
25	C	1052	BCR	C11-C12	-6.24	1.18	1.34
25	d	6050	BCR	C11-C12	-6.24	1.18	1.34
25	b	6045	BCR	C20-C19	-6.24	1.18	1.34
25	H	1049	BCR	C20-C19	-6.24	1.18	1.34
25	Z	1053	BCR	C20-C19	-6.24	1.18	1.34
25	D	1050	BCR	C11-C12	-6.23	1.18	1.34

Continued on next page...

Continued from previous page...

Mol	Chain	Res	Type	Atoms	Z	Observed(Å)	Ideal(Å)
25	k	6051	BCR	C11-C12	-6.23	1.18	1.34
25	z	6053	BCR	C20-C19	-6.23	1.18	1.34
25	b	6047	BCR	C20-C19	-6.22	1.18	1.34
25	T	6046	BCR	C11-C12	-6.09	1.18	1.34
25	A	1044	BCR	C20-C19	-6.09	1.18	1.34
25	t	1046	BCR	C11-C12	-6.08	1.18	1.34
25	a	6044	BCR	C20-C19	-6.07	1.18	1.34
25	T	6046	BCR	C20-C19	-6.06	1.19	1.34
25	A	1044	BCR	C11-C12	-6.05	1.19	1.34
23	d	6039	PHO	C2-C3	6.05	1.47	1.33
25	t	1046	BCR	C20-C19	-6.05	1.19	1.34
25	a	6044	BCR	C11-C12	-6.04	1.19	1.34
23	D	1039	PHO	C2-C3	6.04	1.47	1.33
23	A	1038	PHO	C2-C3	6.02	1.47	1.33
23	a	6038	PHO	C2-C3	6.02	1.47	1.33
25	d	6050	BCR	C11-C10	-5.67	1.25	1.43
25	T	6048	BCR	C11-C10	-5.67	1.25	1.43
25	D	1050	BCR	C11-C10	-5.66	1.25	1.43
25	C	1052	BCR	C11-C10	-5.66	1.25	1.43
25	b	6047	BCR	C15-C14	-5.66	1.25	1.43
25	B	1045	BCR	C11-C10	-5.65	1.25	1.43
25	B	1047	BCR	C15-C14	-5.65	1.25	1.43
25	h	6049	BCR	C11-C10	-5.65	1.25	1.43
25	B	1048	BCR	C15-C14	-5.65	1.25	1.43
25	B	1048	BCR	C11-C10	-5.65	1.25	1.43
25	k	6051	BCR	C11-C10	-5.65	1.25	1.43
25	D	1050	BCR	C15-C14	-5.65	1.25	1.43
25	b	6045	BCR	C11-C10	-5.65	1.25	1.43
25	d	6050	BCR	C15-C14	-5.65	1.25	1.43
25	H	1049	BCR	C11-C10	-5.65	1.25	1.43
25	k	6051	BCR	C15-C14	-5.65	1.25	1.43
25	B	1045	BCR	C15-C14	-5.64	1.26	1.43
25	b	6045	BCR	C15-C14	-5.64	1.26	1.43
25	K	1051	BCR	C15-C14	-5.64	1.26	1.43
25	K	1051	BCR	C11-C10	-5.64	1.26	1.43
25	c	6054	BCR	C15-C14	-5.64	1.26	1.43
25	z	6053	BCR	C15-C14	-5.64	1.26	1.43
25	h	6049	BCR	C15-C14	-5.64	1.26	1.43
25	H	1049	BCR	C15-C14	-5.64	1.26	1.43
25	c	6054	BCR	C11-C10	-5.64	1.26	1.43
25	k	6052	BCR	C11-C10	-5.64	1.26	1.43
25	C	1054	BCR	C11-C10	-5.64	1.26	1.43

Continued on next page...

Continued from previous page...

Mol	Chain	Res	Type	Atoms	Z	Observed(Å)	Ideal(Å)
25	z	6053	BCR	C11-C10	-5.64	1.26	1.43
25	k	6052	BCR	C15-C14	-5.64	1.26	1.43
25	Z	1053	BCR	C11-C10	-5.63	1.26	1.43
25	Z	1053	BCR	C15-C14	-5.63	1.26	1.43
25	C	1054	BCR	C15-C14	-5.63	1.26	1.43
25	B	1047	BCR	C11-C10	-5.63	1.26	1.43
25	T	6048	BCR	C15-C14	-5.63	1.26	1.43
25	C	1052	BCR	C15-C14	-5.63	1.26	1.43
25	b	6047	BCR	C11-C10	-5.62	1.26	1.43
25	T	6046	BCR	C11-C10	-5.59	1.26	1.43
25	t	1046	BCR	C11-C10	-5.57	1.26	1.43
25	a	6044	BCR	C15-C14	-5.51	1.26	1.43
25	A	1044	BCR	C15-C14	-5.50	1.26	1.43
25	T	6046	BCR	C15-C14	-5.50	1.26	1.43
25	t	1046	BCR	C15-C14	-5.50	1.26	1.43
25	A	1044	BCR	C11-C10	-5.48	1.26	1.43
25	a	6044	BCR	C11-C10	-5.48	1.26	1.43
25	D	1050	BCR	C23-C22	-5.36	1.34	1.45
25	H	1049	BCR	C23-C22	-5.36	1.34	1.45
25	d	6050	BCR	C23-C22	-5.36	1.34	1.45
25	B	1045	BCR	C23-C22	-5.36	1.34	1.45
25	h	6049	BCR	C23-C22	-5.36	1.34	1.45
25	b	6045	BCR	C23-C22	-5.35	1.34	1.45
25	c	6054	BCR	C23-C22	-5.35	1.34	1.45
25	C	1054	BCR	C23-C22	-5.34	1.34	1.45
25	K	1051	BCR	C23-C22	-5.33	1.34	1.45
25	z	6053	BCR	C23-C22	-5.33	1.34	1.45
25	Z	1053	BCR	C23-C22	-5.32	1.34	1.45
25	k	6051	BCR	C23-C22	-5.29	1.34	1.45
25	T	6046	BCR	C23-C22	-5.26	1.34	1.45
22	B	1011	CLA	O2D-CGD	5.25	1.46	1.33
25	t	1046	BCR	C23-C22	-5.25	1.34	1.45
22	b	6011	CLA	O2D-CGD	5.24	1.46	1.33
22	A	1007	CLA	O2D-CGD	5.23	1.46	1.33
22	b	6024	CLA	O2D-CGD	5.23	1.46	1.33
22	c	6032	CLA	O2D-CGD	5.23	1.46	1.33
22	C	1036	CLA	O2D-CGD	5.22	1.45	1.33
22	a	6007	CLA	O2D-CGD	5.21	1.45	1.33
22	c	6033	CLA	O2D-CGD	5.21	1.45	1.33
22	C	1033	CLA	O2D-CGD	5.21	1.45	1.33
22	b	6022	CLA	O2D-CGD	5.21	1.45	1.33
22	B	1024	CLA	O2D-CGD	5.21	1.45	1.33

Continued on next page...

Continued from previous page...

Mol	Chain	Res	Type	Atoms	Z	Observed(Å)	Ideal(Å)
22	C	1032	CLA	O2D-CGD	5.20	1.45	1.33
22	C	1025	CLA	O2D-CGD	5.20	1.45	1.33
22	C	1035	CLA	O2D-CGD	5.20	1.45	1.33
22	B	1013	CLA	O2D-CGD	5.19	1.45	1.33
22	b	6010	CLA	O2D-CGD	5.19	1.45	1.33
22	A	1006	CLA	O2D-CGD	5.19	1.45	1.33
22	C	1031	CLA	O2D-CGD	5.19	1.45	1.33
22	C	1027	CLA	O2D-CGD	5.19	1.45	1.33
22	c	6026	CLA	O2D-CGD	5.19	1.45	1.33
22	B	1020	CLA	O2D-CGD	5.18	1.45	1.33
22	c	6025	CLA	O2D-CGD	5.18	1.45	1.33
22	b	6012	CLA	O2D-CGD	5.18	1.45	1.33
22	b	6020	CLA	O2D-CGD	5.18	1.45	1.33
22	D	1004	CLA	O2D-CGD	5.18	1.45	1.33
22	b	6014	CLA	O2D-CGD	5.18	1.45	1.33
22	B	1012	CLA	O2D-CGD	5.18	1.45	1.33
22	D	1005	CLA	O2D-CGD	5.18	1.45	1.33
22	B	1010	CLA	O2D-CGD	5.18	1.45	1.33
22	C	1028	CLA	O2D-CGD	5.18	1.45	1.33
22	c	6036	CLA	O2D-CGD	5.18	1.45	1.33
22	B	1019	CLA	O2D-CGD	5.18	1.45	1.33
22	C	1026	CLA	O2D-CGD	5.18	1.45	1.33
22	K	1034	CLA	O2D-CGD	5.18	1.45	1.33
22	B	1016	CLA	O2D-CGD	5.18	1.45	1.33
22	c	6027	CLA	O2D-CGD	5.18	1.45	1.33
22	B	1022	CLA	O2D-CGD	5.18	1.45	1.33
22	a	6003	CLA	O2D-CGD	5.18	1.45	1.33
22	b	6013	CLA	O2D-CGD	5.18	1.45	1.33
22	B	1018	CLA	O2D-CGD	5.17	1.45	1.33
22	H	1017	CLA	O2D-CGD	5.17	1.45	1.33
22	c	6028	CLA	O2D-CGD	5.17	1.45	1.33
22	d	6004	CLA	O2D-CGD	5.17	1.45	1.33
22	b	6016	CLA	O2D-CGD	5.17	1.45	1.33
22	h	6017	CLA	O2D-CGD	5.17	1.45	1.33
22	d	6005	CLA	O2D-CGD	5.17	1.45	1.33
22	b	6019	CLA	O2D-CGD	5.17	1.45	1.33
22	c	6037	CLA	O2D-CGD	5.17	1.45	1.33
22	c	6035	CLA	O2D-CGD	5.16	1.45	1.33
22	A	1003	CLA	O2D-CGD	5.16	1.45	1.33
22	C	1037	CLA	O2D-CGD	5.16	1.45	1.33
22	b	6018	CLA	O2D-CGD	5.16	1.45	1.33
22	k	6034	CLA	O2D-CGD	5.16	1.45	1.33

Continued on next page...

Continued from previous page...

Mol	Chain	Res	Type	Atoms	Z	Observed(Å)	Ideal(Å)
22	a	6006	CLA	O2D-CGD	5.16	1.45	1.33
22	B	1014	CLA	O2D-CGD	5.16	1.45	1.33
22	d	6008	CLA	O2D-CGD	5.16	1.45	1.33
22	c	6031	CLA	O2D-CGD	5.15	1.45	1.33
22	B	1015	CLA	O2D-CGD	5.15	1.45	1.33
22	D	1008	CLA	O2D-CGD	5.14	1.45	1.33
22	b	6015	CLA	O2D-CGD	5.14	1.45	1.33
25	A	1044	BCR	C23-C22	-5.13	1.34	1.45
25	a	6044	BCR	C23-C22	-5.13	1.34	1.45
25	C	1052	BCR	C23-C22	-5.13	1.34	1.45
22	b	6009	CLA	O2D-CGD	5.12	1.45	1.33
25	k	6052	BCR	C23-C22	-5.11	1.35	1.45
22	B	1009	CLA	O2D-CGD	5.10	1.45	1.33
22	c	6029	CLA	O2D-CGD	5.09	1.45	1.33
25	T	6048	BCR	C23-C22	-5.09	1.35	1.45
25	B	1048	BCR	C23-C22	-5.08	1.35	1.45
22	C	1029	CLA	O2D-CGD	5.08	1.45	1.33
22	c	6030	CLA	O2D-CGD	5.07	1.45	1.33
22	C	1030	CLA	O2D-CGD	5.07	1.45	1.33
25	B	1047	BCR	C23-C22	-5.06	1.35	1.45
25	b	6047	BCR	C23-C22	-5.06	1.35	1.45
23	A	1038	PHO	C3C-C2C	5.05	1.52	1.37
23	D	1039	PHO	C3C-C2C	5.04	1.52	1.37
23	a	6038	PHO	C3C-C2C	5.04	1.52	1.37
23	d	6039	PHO	C3C-C2C	5.04	1.52	1.37
22	B	1023	CLA	O2D-CGD	5.03	1.45	1.33
22	b	6023	CLA	O2D-CGD	5.02	1.45	1.33
22	B	1021	CLA	O2D-CGD	5.02	1.45	1.33
22	b	6021	CLA	O2D-CGD	4.99	1.45	1.33
22	a	6003	CLA	C3C-C2C	4.97	1.47	1.36
22	k	6034	CLA	C3C-C2C	4.95	1.47	1.36
22	b	6014	CLA	C3C-C2C	4.94	1.47	1.36
22	b	6015	CLA	C3C-C2C	4.94	1.47	1.36
22	K	1034	CLA	C3C-C2C	4.94	1.47	1.36
22	c	6027	CLA	C3C-C2C	4.94	1.47	1.36
22	A	1003	CLA	C3C-C2C	4.93	1.47	1.36
22	d	6005	CLA	CHC-C1C	4.93	1.47	1.35
22	D	1004	CLA	C3C-C2C	4.93	1.47	1.36
22	a	6007	CLA	C3C-C2C	4.93	1.47	1.36
22	B	1014	CLA	C3C-C2C	4.93	1.47	1.36
22	a	6006	CLA	C3C-C2C	4.93	1.47	1.36
22	h	6017	CLA	C3C-C2C	4.93	1.47	1.36

Continued on next page...

Continued from previous page...

Mol	Chain	Res	Type	Atoms	Z	Observed(Å)	Ideal(Å)
22	b	6018	CLA	C3C-C2C	4.93	1.47	1.36
22	H	1017	CLA	C3C-C2C	4.93	1.47	1.36
22	C	1027	CLA	C3C-C2C	4.93	1.47	1.36
22	c	6033	CLA	CHC-C1C	4.92	1.47	1.35
22	c	6035	CLA	C3C-C2C	4.92	1.47	1.36
22	C	1025	CLA	C3C-C2C	4.92	1.47	1.36
22	D	1005	CLA	CHC-C1C	4.92	1.47	1.35
22	B	1016	CLA	C3C-C2C	4.92	1.47	1.36
22	B	1024	CLA	C3C-C2C	4.92	1.47	1.36
22	d	6004	CLA	C3C-C2C	4.92	1.47	1.36
22	B	1018	CLA	C3C-C2C	4.92	1.47	1.36
22	b	6012	CLA	C3C-C2C	4.92	1.47	1.36
22	b	6020	CLA	C3C-C2C	4.92	1.47	1.36
22	c	6032	CLA	C3C-C2C	4.92	1.47	1.36
22	C	1035	CLA	CHC-C1C	4.92	1.47	1.35
22	c	6035	CLA	CHC-C1C	4.91	1.47	1.35
22	B	1013	CLA	C3C-C2C	4.91	1.47	1.36
22	A	1007	CLA	C3C-C2C	4.91	1.47	1.36
22	C	1026	CLA	C3C-C2C	4.91	1.47	1.36
22	B	1022	CLA	C3C-C2C	4.91	1.47	1.36
22	c	6031	CLA	C3C-C2C	4.91	1.47	1.36
22	b	6024	CLA	CHC-C1C	4.91	1.47	1.35
22	B	1020	CLA	C3C-C2C	4.91	1.47	1.36
22	C	1031	CLA	C3C-C2C	4.91	1.47	1.36
22	d	6005	CLA	C3C-C2C	4.91	1.47	1.36
22	B	1012	CLA	C3C-C2C	4.91	1.47	1.36
22	B	1016	CLA	CHC-C1C	4.90	1.47	1.35
22	A	1007	CLA	CHC-C1C	4.90	1.47	1.35
22	B	1015	CLA	C3C-C2C	4.90	1.47	1.36
22	b	6016	CLA	C3C-C2C	4.90	1.47	1.36
22	C	1032	CLA	C3C-C2C	4.90	1.47	1.36
22	C	1036	CLA	C3C-C2C	4.90	1.47	1.36
22	A	1006	CLA	C3C-C2C	4.90	1.47	1.36
22	a	6007	CLA	CHC-C1C	4.90	1.47	1.35
22	C	1035	CLA	C3C-C2C	4.90	1.47	1.36
22	c	6025	CLA	C3C-C2C	4.90	1.47	1.36
22	C	1033	CLA	CHC-C1C	4.90	1.47	1.35
22	C	1037	CLA	C3C-C2C	4.90	1.47	1.36
22	D	1005	CLA	C3C-C2C	4.90	1.47	1.36
22	c	6026	CLA	C3C-C2C	4.90	1.47	1.36
22	c	6028	CLA	C3C-C2C	4.90	1.47	1.36
22	c	6026	CLA	CHC-C1C	4.89	1.47	1.35

Continued on next page...

Continued from previous page...

Mol	Chain	Res	Type	Atoms	Z	Observed(Å)	Ideal(Å)
22	b	6014	CLA	CHC-C1C	4.89	1.47	1.35
22	k	6034	CLA	CHC-C1C	4.89	1.47	1.35
22	b	6013	CLA	C3C-C2C	4.89	1.47	1.36
22	b	6013	CLA	CHC-C1C	4.89	1.47	1.35
22	b	6024	CLA	C3C-C2C	4.89	1.47	1.36
22	B	1024	CLA	CHC-C1C	4.89	1.47	1.35
22	D	1004	CLA	CHC-C1C	4.89	1.47	1.35
22	a	6006	CLA	CHC-C1C	4.89	1.47	1.35
22	B	1020	CLA	CHC-C1C	4.89	1.47	1.35
22	K	1034	CLA	CHC-C1C	4.89	1.47	1.35
22	a	6003	CLA	CHC-C1C	4.89	1.47	1.35
22	C	1028	CLA	CHC-C1C	4.88	1.47	1.35
22	b	6022	CLA	C3C-C2C	4.88	1.47	1.36
22	B	1014	CLA	CHC-C1C	4.88	1.47	1.35
22	C	1025	CLA	CHC-C1C	4.88	1.47	1.35
22	C	1026	CLA	CHC-C1C	4.88	1.47	1.35
22	C	1031	CLA	CHC-C1C	4.88	1.47	1.35
22	C	1033	CLA	C3C-C2C	4.88	1.47	1.36
22	B	1013	CLA	CHC-C1C	4.88	1.47	1.35
22	c	6028	CLA	CHC-C1C	4.88	1.47	1.35
22	c	6031	CLA	CHC-C1C	4.88	1.47	1.35
22	c	6036	CLA	C3C-C2C	4.88	1.47	1.36
22	B	1019	CLA	CHC-C1C	4.88	1.47	1.35
22	A	1003	CLA	CHC-C1C	4.88	1.47	1.35
22	B	1018	CLA	CHC-C1C	4.88	1.47	1.35
22	b	6012	CLA	CHC-C1C	4.88	1.47	1.35
22	C	1028	CLA	C3C-C2C	4.88	1.47	1.36
22	c	6025	CLA	CHC-C1C	4.88	1.47	1.35
22	c	6033	CLA	C3C-C2C	4.87	1.47	1.36
22	H	1017	CLA	CHC-C1C	4.87	1.47	1.35
22	b	6016	CLA	CHC-C1C	4.87	1.47	1.35
22	B	1019	CLA	C3C-C2C	4.87	1.47	1.36
22	c	6037	CLA	C3C-C2C	4.87	1.47	1.36
22	b	6019	CLA	CHC-C1C	4.87	1.47	1.35
22	b	6020	CLA	CHC-C1C	4.87	1.47	1.35
22	B	1012	CLA	CHC-C1C	4.87	1.47	1.35
22	b	6018	CLA	CHC-C1C	4.87	1.47	1.35
22	C	1032	CLA	CHC-C1C	4.87	1.47	1.35
22	B	1009	CLA	C3C-C2C	4.87	1.47	1.36
22	c	6032	CLA	CHC-C1C	4.87	1.47	1.35
22	c	6036	CLA	CHC-C1C	4.87	1.47	1.35
22	C	1027	CLA	CHC-C1C	4.87	1.47	1.35

Continued on next page...

Continued from previous page...

Mol	Chain	Res	Type	Atoms	Z	Observed(Å)	Ideal(Å)
22	B	1022	CLA	CHC-C1C	4.87	1.47	1.35
22	A	1006	CLA	CHC-C1C	4.87	1.47	1.35
22	b	6022	CLA	CHC-C1C	4.87	1.47	1.35
22	d	6004	CLA	CHC-C1C	4.86	1.47	1.35
22	B	1015	CLA	CHC-C1C	4.86	1.47	1.35
22	C	1037	CLA	CHC-C1C	4.86	1.47	1.35
22	b	6009	CLA	C3C-C2C	4.86	1.47	1.36
22	c	6030	CLA	CHC-C1C	4.85	1.47	1.35
22	b	6019	CLA	C3C-C2C	4.85	1.47	1.36
22	c	6027	CLA	CHC-C1C	4.85	1.47	1.35
22	C	1036	CLA	CHC-C1C	4.85	1.47	1.35
22	C	1030	CLA	CHC-C1C	4.85	1.47	1.35
22	h	6017	CLA	CHC-C1C	4.84	1.47	1.35
22	c	6037	CLA	CHC-C1C	4.84	1.47	1.35
22	b	6015	CLA	CHC-C1C	4.84	1.47	1.35
22	B	1010	CLA	C3C-C2C	4.83	1.47	1.36
22	C	1030	CLA	C3C-C2C	4.82	1.47	1.36
22	c	6030	CLA	C3C-C2C	4.82	1.47	1.36
22	b	6011	CLA	C3D-C4D	-4.82	1.33	1.44
22	b	6011	CLA	C3C-C2C	4.82	1.47	1.36
22	k	6034	CLA	C3B-C2B	4.81	1.47	1.40
22	b	6021	CLA	CHC-C1C	4.81	1.47	1.35
22	b	6021	CLA	C3C-C2C	4.81	1.47	1.36
22	B	1021	CLA	CHC-C1C	4.81	1.47	1.35
22	B	1011	CLA	C3C-C2C	4.81	1.46	1.36
22	B	1021	CLA	C3C-C2C	4.80	1.46	1.36
22	b	6010	CLA	C3C-C2C	4.80	1.46	1.36
22	c	6030	CLA	C3D-C4D	-4.80	1.33	1.44
22	b	6023	CLA	CHC-C1C	4.80	1.47	1.35
22	d	6004	CLA	C3B-C2B	4.80	1.47	1.40
22	d	6008	CLA	C3D-C4D	-4.79	1.33	1.44
22	B	1011	CLA	C3D-C4D	-4.79	1.33	1.44
22	c	6029	CLA	C3D-C4D	-4.79	1.33	1.44
22	C	1029	CLA	CHC-C1C	4.79	1.47	1.35
22	D	1008	CLA	C3D-C4D	-4.79	1.33	1.44
22	b	6021	CLA	C3D-C4D	-4.79	1.33	1.44
22	b	6015	CLA	C3B-C2B	4.78	1.47	1.40
22	B	1010	CLA	C3D-C4D	-4.78	1.33	1.44
22	c	6035	CLA	C3B-C2B	4.78	1.47	1.40
22	B	1020	CLA	C3B-C2B	4.78	1.47	1.40
22	B	1023	CLA	CHC-C1C	4.78	1.47	1.35
22	B	1010	CLA	CHC-C1C	4.78	1.47	1.35

Continued on next page...

Continued from previous page...

Mol	Chain	Res	Type	Atoms	Z	Observed(Å)	Ideal(Å)
22	c	6029	CLA	CHC-C1C	4.78	1.47	1.35
22	b	6010	CLA	C3D-C4D	-4.78	1.33	1.44
22	C	1029	CLA	C3D-C4D	-4.78	1.33	1.44
22	C	1029	CLA	C3C-C2C	4.77	1.46	1.36
22	b	6014	CLA	C3B-C2B	4.77	1.47	1.40
22	c	6028	CLA	C3B-C2B	4.77	1.47	1.40
22	C	1030	CLA	C3D-C4D	-4.77	1.33	1.44
22	K	1034	CLA	C3B-C2B	4.77	1.47	1.40
22	b	6022	CLA	C3B-C2B	4.77	1.47	1.40
22	B	1021	CLA	C3D-C4D	-4.77	1.33	1.44
22	b	6010	CLA	CHC-C1C	4.77	1.47	1.35
22	d	6008	CLA	CHC-C1C	4.76	1.47	1.35
22	D	1004	CLA	C3B-C2B	4.76	1.47	1.40
22	c	6029	CLA	C3C-C2C	4.76	1.46	1.36
22	C	1026	CLA	C3B-C2B	4.76	1.47	1.40
22	b	6023	CLA	C3C-C2C	4.76	1.46	1.36
22	B	1011	CLA	CHC-C1C	4.76	1.47	1.35
22	D	1008	CLA	CHC-C1C	4.75	1.47	1.35
22	H	1017	CLA	C3B-C2B	4.75	1.47	1.40
22	B	1023	CLA	C3C-C2C	4.75	1.46	1.36
22	c	6036	CLA	C3B-C2B	4.75	1.47	1.40
22	c	6027	CLA	C3B-C2B	4.75	1.47	1.40
22	C	1035	CLA	C3B-C2B	4.75	1.47	1.40
22	A	1003	CLA	C3B-C2B	4.75	1.47	1.40
22	b	6020	CLA	C3B-C2B	4.75	1.47	1.40
22	b	6024	CLA	C3B-C2B	4.74	1.47	1.40
22	c	6026	CLA	C3B-C2B	4.74	1.47	1.40
22	B	1019	CLA	C3B-C2B	4.74	1.46	1.40
22	b	6013	CLA	C3B-C2B	4.74	1.46	1.40
22	C	1027	CLA	C3B-C2B	4.74	1.46	1.40
22	B	1023	CLA	C3D-C4D	-4.74	1.33	1.44
22	B	1014	CLA	C3B-C2B	4.74	1.46	1.40
22	c	6037	CLA	C3B-C2B	4.74	1.46	1.40
22	B	1013	CLA	C3B-C2B	4.74	1.46	1.40
22	h	6017	CLA	C3B-C2B	4.74	1.46	1.40
22	b	6011	CLA	CHC-C1C	4.73	1.47	1.35
22	a	6003	CLA	C3B-C2B	4.73	1.46	1.40
22	b	6023	CLA	C3D-C4D	-4.73	1.33	1.44
22	c	6025	CLA	C3B-C2B	4.73	1.46	1.40
22	B	1009	CLA	CHC-C1C	4.73	1.47	1.35
22	C	1032	CLA	C3B-C2B	4.73	1.46	1.40
22	B	1015	CLA	C3B-C2B	4.73	1.46	1.40

Continued on next page...

Continued from previous page...

Mol	Chain	Res	Type	Atoms	Z	Observed(Å)	Ideal(Å)
22	B	1022	CLA	C3B-C2B	4.73	1.46	1.40
22	D	1008	CLA	C3C-C2C	4.72	1.46	1.36
22	b	6016	CLA	C3B-C2B	4.72	1.46	1.40
22	C	1031	CLA	C3B-C2B	4.72	1.46	1.40
22	a	6006	CLA	C3B-C2B	4.72	1.46	1.40
22	b	6019	CLA	C3B-C2B	4.72	1.46	1.40
22	b	6009	CLA	CHC-C1C	4.72	1.47	1.35
22	C	1025	CLA	C3B-C2B	4.72	1.46	1.40
22	c	6032	CLA	C3B-C2B	4.72	1.46	1.40
22	d	6008	CLA	C3C-C2C	4.72	1.46	1.36
22	A	1007	CLA	C3B-C2B	4.72	1.46	1.40
22	B	1024	CLA	C3B-C2B	4.71	1.46	1.40
22	A	1006	CLA	C3B-C2B	4.71	1.46	1.40
22	B	1018	CLA	C3B-C2B	4.71	1.46	1.40
22	c	6031	CLA	C3B-C2B	4.71	1.46	1.40
22	C	1028	CLA	C3B-C2B	4.71	1.46	1.40
22	b	6009	CLA	C3B-C2B	4.71	1.46	1.40
22	d	6005	CLA	C3B-C2B	4.71	1.46	1.40
22	C	1036	CLA	C3B-C2B	4.71	1.46	1.40
22	B	1016	CLA	C3B-C2B	4.70	1.46	1.40
23	d	6039	PHO	C3D-C2D	4.70	1.47	1.39
22	B	1009	CLA	C3D-C4D	-4.70	1.33	1.44
22	C	1033	CLA	C3B-C2B	4.70	1.46	1.40
22	B	1009	CLA	C3B-C2B	4.70	1.46	1.40
23	A	1038	PHO	C3D-C2D	4.69	1.47	1.39
22	c	6036	CLA	C3D-C4D	-4.69	1.33	1.44
22	c	6033	CLA	C3B-C2B	4.69	1.46	1.40
22	b	6018	CLA	C3B-C2B	4.69	1.46	1.40
22	b	6014	CLA	C3D-C4D	-4.68	1.33	1.44
22	h	6017	CLA	C3D-C4D	-4.68	1.33	1.44
22	c	6027	CLA	C3D-C4D	-4.68	1.33	1.44
22	b	6012	CLA	C3D-C4D	-4.68	1.33	1.44
22	B	1012	CLA	C3B-C2B	4.68	1.46	1.40
22	b	6012	CLA	C3B-C2B	4.68	1.46	1.40
22	D	1005	CLA	C3B-C2B	4.68	1.46	1.40
22	b	6009	CLA	C3D-C4D	-4.67	1.33	1.44
22	C	1036	CLA	C3D-C4D	-4.67	1.33	1.44
22	C	1037	CLA	C3B-C2B	4.67	1.46	1.40
23	D	1039	PHO	C3D-C2D	4.67	1.47	1.39
23	a	6038	PHO	C3D-C2D	4.67	1.47	1.39
22	a	6007	CLA	C3B-C2B	4.67	1.46	1.40
31	V	1041	HEM	C3C-C2C	-4.67	1.33	1.40

Continued on next page...

Continued from previous page...

Mol	Chain	Res	Type	Atoms	Z	Observed(Å)	Ideal(Å)
22	a	6007	CLA	C3D-C4D	-4.67	1.33	1.44
22	A	1006	CLA	C3D-C4D	-4.66	1.33	1.44
22	b	6022	CLA	C3D-C4D	-4.66	1.33	1.44
22	H	1017	CLA	C3D-C4D	-4.66	1.33	1.44
22	B	1012	CLA	C3D-C4D	-4.66	1.33	1.44
22	C	1027	CLA	C3D-C4D	-4.66	1.33	1.44
22	c	6032	CLA	C3D-C4D	-4.66	1.33	1.44
22	D	1005	CLA	C3D-C4D	-4.66	1.33	1.44
22	d	6005	CLA	C3D-C4D	-4.66	1.33	1.44
22	a	6006	CLA	C3D-C4D	-4.65	1.33	1.44
22	d	6004	CLA	C3D-C4D	-4.65	1.33	1.44
22	B	1022	CLA	C3D-C4D	-4.65	1.33	1.44
22	C	1037	CLA	C3D-C4D	-4.65	1.33	1.44
22	D	1004	CLA	C3D-C4D	-4.65	1.33	1.44
22	b	6018	CLA	C3D-C4D	-4.65	1.33	1.44
22	B	1014	CLA	C3D-C4D	-4.65	1.33	1.44
22	C	1033	CLA	C3D-C4D	-4.65	1.33	1.44
22	A	1007	CLA	C3D-C4D	-4.65	1.33	1.44
22	C	1026	CLA	C3D-C4D	-4.65	1.33	1.44
22	B	1015	CLA	C3D-C4D	-4.65	1.33	1.44
22	b	6015	CLA	C3D-C4D	-4.65	1.33	1.44
22	C	1032	CLA	C3D-C4D	-4.65	1.33	1.44
22	c	6025	CLA	C3D-C4D	-4.65	1.33	1.44
31	v	6041	HEM	C3C-C2C	-4.65	1.33	1.40
22	C	1025	CLA	C3D-C4D	-4.64	1.33	1.44
22	C	1035	CLA	C3D-C4D	-4.64	1.33	1.44
22	b	6020	CLA	C3D-C4D	-4.64	1.33	1.44
22	B	1019	CLA	C3D-C4D	-4.64	1.33	1.44
22	B	1018	CLA	C3D-C4D	-4.64	1.33	1.44
22	K	1034	CLA	C3D-C4D	-4.64	1.33	1.44
22	B	1016	CLA	C3D-C4D	-4.64	1.33	1.44
22	b	6024	CLA	C3D-C4D	-4.64	1.33	1.44
22	b	6016	CLA	C3D-C4D	-4.64	1.33	1.44
22	c	6037	CLA	C3D-C4D	-4.64	1.33	1.44
22	k	6034	CLA	C3D-C4D	-4.64	1.33	1.44
22	b	6019	CLA	C3D-C4D	-4.63	1.33	1.44
22	c	6026	CLA	C3D-C4D	-4.63	1.33	1.44
22	C	1028	CLA	C3D-C4D	-4.63	1.33	1.44
22	C	1031	CLA	C3D-C4D	-4.63	1.33	1.44
22	B	1024	CLA	C3D-C4D	-4.63	1.33	1.44
22	c	6028	CLA	C3D-C4D	-4.63	1.33	1.44
22	c	6030	CLA	C3B-C2B	4.63	1.46	1.40

Continued on next page...

Continued from previous page...

Mol	Chain	Res	Type	Atoms	Z	Observed(Å)	Ideal(Å)
22	B	1020	CLA	C3D-C4D	-4.63	1.33	1.44
22	C	1030	CLA	C3B-C2B	4.63	1.46	1.40
22	c	6035	CLA	C3D-C4D	-4.62	1.33	1.44
22	c	6033	CLA	C3D-C4D	-4.62	1.33	1.44
31	F	1040	HEM	C3C-C2C	-4.62	1.34	1.40
22	B	1013	CLA	C3D-C4D	-4.61	1.33	1.44
22	b	6013	CLA	C3D-C4D	-4.61	1.33	1.44
22	c	6031	CLA	C3D-C4D	-4.61	1.33	1.44
22	A	1003	CLA	C3D-C4D	-4.61	1.33	1.44
22	a	6003	CLA	C3D-C4D	-4.59	1.33	1.44
31	f	6040	HEM	C3C-C2C	-4.57	1.34	1.40
22	B	1018	CLA	CHD-C1D	4.49	1.47	1.38
22	b	6018	CLA	CHD-C1D	4.48	1.47	1.38
22	B	1023	CLA	C3B-C2B	4.48	1.46	1.40
22	a	6007	CLA	CHD-C1D	4.48	1.47	1.38
22	b	6023	CLA	C3B-C2B	4.47	1.46	1.40
22	c	6025	CLA	CHD-C1D	4.47	1.47	1.38
22	b	6016	CLA	CHD-C1D	4.46	1.47	1.38
22	b	6020	CLA	CHD-C1D	4.46	1.47	1.38
22	d	6008	CLA	C3B-C2B	4.46	1.46	1.40
22	B	1021	CLA	C3B-C2B	4.46	1.46	1.40
22	A	1007	CLA	CHD-C1D	4.46	1.47	1.38
22	b	6010	CLA	C3B-C2B	4.45	1.46	1.40
22	d	6004	CLA	CHD-C1D	4.45	1.47	1.38
22	d	6005	CLA	CHD-C1D	4.45	1.47	1.38
22	D	1004	CLA	CHD-C1D	4.45	1.47	1.38
22	C	1025	CLA	CHD-C1D	4.44	1.47	1.38
22	b	6013	CLA	CHD-C1D	4.44	1.47	1.38
22	h	6017	CLA	CHD-C1D	4.44	1.47	1.38
22	B	1010	CLA	C3B-C2B	4.44	1.46	1.40
22	b	6011	CLA	C3B-C2B	4.44	1.46	1.40
22	B	1014	CLA	CHD-C1D	4.44	1.47	1.38
22	D	1008	CLA	C3B-C2B	4.44	1.46	1.40
22	a	6003	CLA	CHD-C1D	4.44	1.47	1.38
22	B	1020	CLA	CHD-C1D	4.44	1.47	1.38
22	D	1005	CLA	CHD-C1D	4.44	1.47	1.38
22	B	1012	CLA	CHD-C1D	4.43	1.47	1.38
22	C	1032	CLA	CHD-C1D	4.43	1.47	1.38
22	c	6031	CLA	CHD-C1D	4.43	1.47	1.38
22	A	1003	CLA	CHD-C1D	4.43	1.47	1.38
22	c	6036	CLA	CHD-C1D	4.43	1.47	1.38
22	k	6034	CLA	CHD-C1D	4.43	1.47	1.38

Continued on next page...

Continued from previous page...

Mol	Chain	Res	Type	Atoms	Z	Observed(Å)	Ideal(Å)
22	b	6021	CLA	C3B-C2B	4.43	1.46	1.40
22	c	6027	CLA	CHD-C1D	4.43	1.47	1.38
22	C	1036	CLA	CHD-C1D	4.43	1.47	1.38
22	K	1034	CLA	CHD-C1D	4.43	1.47	1.38
22	B	1024	CLA	CHD-C1D	4.42	1.47	1.38
22	B	1011	CLA	C3B-C2B	4.42	1.46	1.40
22	C	1031	CLA	CHD-C1D	4.42	1.47	1.38
22	c	6032	CLA	CHD-C1D	4.42	1.47	1.38
22	b	6019	CLA	CHD-C1D	4.42	1.47	1.38
22	B	1013	CLA	CHD-C1D	4.42	1.47	1.38
22	B	1015	CLA	CHD-C1D	4.42	1.47	1.38
22	C	1033	CLA	CHD-C1D	4.41	1.47	1.38
22	b	6015	CLA	CHD-C1D	4.41	1.47	1.38
22	C	1028	CLA	CHD-C1D	4.41	1.47	1.38
22	H	1017	CLA	CHD-C1D	4.41	1.47	1.38
22	B	1016	CLA	CHD-C1D	4.41	1.47	1.38
22	A	1006	CLA	CHD-C1D	4.41	1.47	1.38
22	b	6012	CLA	CHD-C1D	4.41	1.47	1.38
22	C	1027	CLA	CHD-C1D	4.41	1.47	1.38
22	C	1037	CLA	CHD-C1D	4.41	1.47	1.38
22	C	1026	CLA	CHD-C1D	4.41	1.46	1.38
22	b	6014	CLA	CHD-C1D	4.40	1.46	1.38
22	B	1022	CLA	CHD-C1D	4.40	1.46	1.38
22	c	6029	CLA	C3B-C2B	4.40	1.46	1.40
22	c	6026	CLA	CHD-C1D	4.40	1.46	1.38
22	C	1029	CLA	C3B-C2B	4.40	1.46	1.40
22	C	1035	CLA	CHD-C1D	4.40	1.46	1.38
22	b	6024	CLA	CHD-C1D	4.40	1.46	1.38
22	a	6006	CLA	CHD-C1D	4.39	1.46	1.38
22	B	1019	CLA	CHD-C1D	4.39	1.46	1.38
22	c	6028	CLA	CHD-C1D	4.39	1.46	1.38
22	c	6035	CLA	CHD-C1D	4.39	1.46	1.38
22	c	6033	CLA	CHD-C1D	4.39	1.46	1.38
22	b	6022	CLA	CHD-C1D	4.39	1.46	1.38
22	c	6037	CLA	CHD-C1D	4.39	1.46	1.38
22	d	6008	CLA	CHD-C1D	4.35	1.46	1.38
22	B	1010	CLA	CHD-C1D	4.34	1.46	1.38
22	B	1021	CLA	CHD-C1D	4.33	1.46	1.38
22	b	6023	CLA	CHD-C1D	4.33	1.46	1.38
22	b	6010	CLA	CHD-C1D	4.32	1.46	1.38
22	c	6029	CLA	CHD-C1D	4.32	1.46	1.38
22	B	1009	CLA	CHD-C1D	4.32	1.46	1.38

Continued on next page...

Continued from previous page...

Mol	Chain	Res	Type	Atoms	Z	Observed(Å)	Ideal(Å)
22	d	6005	CLA	O2A-CGA	4.32	1.46	1.33
29	c	6057	DGD	O1G-C1A	4.31	1.45	1.33
29	c	6055	DGD	O1G-C1A	4.31	1.45	1.33
22	b	6009	CLA	CHD-C1D	4.31	1.46	1.38
22	D	1005	CLA	O2A-CGA	4.31	1.45	1.33
22	D	1008	CLA	CHD-C1D	4.31	1.46	1.38
29	b	6058	DGD	O1G-C1A	4.30	1.45	1.33
22	c	6037	CLA	O2A-CGA	4.30	1.45	1.33
22	b	6015	CLA	O2A-CGA	4.30	1.45	1.33
22	b	6016	CLA	O2A-CGA	4.30	1.45	1.33
22	c	6033	CLA	O2A-CGA	4.30	1.45	1.33
29	B	1058	DGD	O1G-C1A	4.30	1.45	1.33
22	C	1029	CLA	CHD-C1D	4.30	1.46	1.38
22	b	6021	CLA	CHD-C1D	4.30	1.46	1.38
22	B	1023	CLA	CHD-C1D	4.30	1.46	1.38
22	c	6031	CLA	O2A-CGA	4.30	1.45	1.33
28	b	6060	MGE	O1G-C1A	4.29	1.45	1.33
28	d	6062	MGE	O1G-C1A	4.29	1.45	1.33
22	B	1011	CLA	CHD-C1D	4.29	1.46	1.38
22	C	1032	CLA	O2A-CGA	4.29	1.45	1.33
22	C	1037	CLA	O2A-CGA	4.29	1.45	1.33
22	b	6024	CLA	O2A-CGA	4.29	1.45	1.33
22	b	6012	CLA	O2A-CGA	4.29	1.45	1.33
22	B	1022	CLA	O2A-CGA	4.29	1.45	1.33
22	b	6022	CLA	O2A-CGA	4.29	1.45	1.33
26	A	1063	LHG	O8-C23	4.29	1.45	1.33
22	d	6004	CLA	O2A-CGA	4.29	1.45	1.33
22	D	1004	CLA	O2A-CGA	4.29	1.45	1.33
29	C	1055	DGD	O1G-C1A	4.29	1.45	1.33
28	D	1062	MGE	O1G-C1A	4.29	1.45	1.33
22	B	1013	CLA	O2A-CGA	4.29	1.45	1.33
22	C	1025	CLA	O2A-CGA	4.28	1.45	1.33
22	B	1016	CLA	O2A-CGA	4.28	1.45	1.33
22	C	1033	CLA	O2A-CGA	4.28	1.45	1.33
22	k	6034	CLA	O2A-CGA	4.28	1.45	1.33
22	B	1020	CLA	O2A-CGA	4.28	1.45	1.33
22	C	1030	CLA	O2A-CGA	4.28	1.45	1.33
22	b	6013	CLA	O2A-CGA	4.28	1.45	1.33
26	a	6063	LHG	O8-C23	4.28	1.45	1.33
22	c	6032	CLA	O2A-CGA	4.28	1.45	1.33
28	D	1059	MGE	O1G-C1A	4.28	1.45	1.33
29	C	1057	DGD	O1G-C1A	4.28	1.45	1.33

Continued on next page...

Continued from previous page...

Mol	Chain	Res	Type	Atoms	Z	Observed(Å)	Ideal(Å)
22	B	1012	CLA	O2A-CGA	4.28	1.45	1.33
22	b	6014	CLA	O2A-CGA	4.28	1.45	1.33
22	b	6011	CLA	CHD-C1D	4.28	1.46	1.38
22	b	6019	CLA	O2A-CGA	4.28	1.45	1.33
28	L	1061	MGE	O1G-C1A	4.28	1.45	1.33
22	B	1024	CLA	O2A-CGA	4.28	1.45	1.33
28	B	1060	MGE	O1G-C1A	4.28	1.45	1.33
22	C	1031	CLA	O2A-CGA	4.28	1.45	1.33
22	a	6006	CLA	O2A-CGA	4.27	1.45	1.33
28	d	6059	MGE	O1G-C1A	4.27	1.45	1.33
22	C	1036	CLA	O2A-CGA	4.27	1.45	1.33
22	B	1015	CLA	O2A-CGA	4.27	1.45	1.33
22	B	1019	CLA	O2A-CGA	4.27	1.45	1.33
22	C	1035	CLA	O2A-CGA	4.27	1.45	1.33
22	B	1018	CLA	O2A-CGA	4.27	1.45	1.33
22	C	1026	CLA	O2A-CGA	4.27	1.45	1.33
29	C	1056	DGD	O1G-C1A	4.27	1.45	1.33
29	c	6056	DGD	O1G-C1A	4.27	1.45	1.33
22	c	6030	CLA	O2A-CGA	4.27	1.45	1.33
22	K	1034	CLA	O2A-CGA	4.27	1.45	1.33
22	b	6018	CLA	O2A-CGA	4.27	1.45	1.33
22	a	6007	CLA	O2A-CGA	4.27	1.45	1.33
22	B	1014	CLA	O2A-CGA	4.27	1.45	1.33
22	c	6035	CLA	O2A-CGA	4.27	1.45	1.33
22	A	1006	CLA	O2A-CGA	4.27	1.45	1.33
22	c	6025	CLA	O2A-CGA	4.26	1.45	1.33
22	c	6036	CLA	O2A-CGA	4.26	1.45	1.33
22	C	1028	CLA	O2A-CGA	4.26	1.45	1.33
22	A	1007	CLA	O2A-CGA	4.26	1.45	1.33
22	H	1017	CLA	O2A-CGA	4.26	1.45	1.33
22	C	1027	CLA	O2A-CGA	4.26	1.45	1.33
22	b	6020	CLA	O2A-CGA	4.26	1.45	1.33
28	l	6061	MGE	O1G-C1A	4.26	1.45	1.33
22	c	6029	CLA	O2A-CGA	4.26	1.45	1.33
22	c	6030	CLA	CHD-C1D	4.25	1.46	1.38
22	c	6028	CLA	O2A-CGA	4.25	1.45	1.33
22	c	6026	CLA	O2A-CGA	4.25	1.45	1.33
22	B	1009	CLA	O2A-CGA	4.25	1.45	1.33
22	B	1010	CLA	O2A-CGA	4.25	1.45	1.33
22	A	1003	CLA	O2A-CGA	4.25	1.45	1.33
22	D	1008	CLA	O2A-CGA	4.25	1.45	1.33
22	C	1030	CLA	CHD-C1D	4.25	1.46	1.38

Continued on next page...

Continued from previous page...

Mol	Chain	Res	Type	Atoms	Z	Observed(Å)	Ideal(Å)
22	c	6027	CLA	O2A-CGA	4.25	1.45	1.33
22	h	6017	CLA	O2A-CGA	4.25	1.45	1.33
22	d	6008	CLA	O2A-CGA	4.24	1.45	1.33
22	a	6003	CLA	O2A-CGA	4.24	1.45	1.33
22	B	1021	CLA	O2A-CGA	4.24	1.45	1.33
22	C	1029	CLA	O2A-CGA	4.24	1.45	1.33
22	B	1023	CLA	O2A-CGA	4.24	1.45	1.33
22	b	6010	CLA	O2A-CGA	4.23	1.45	1.33
22	b	6009	CLA	O2A-CGA	4.23	1.45	1.33
22	b	6011	CLA	O2A-CGA	4.23	1.45	1.33
22	b	6023	CLA	O2A-CGA	4.22	1.45	1.33
22	B	1011	CLA	O2A-CGA	4.21	1.45	1.33
22	b	6021	CLA	O2A-CGA	4.21	1.45	1.33
26	A	1063	LHG	O7-C7	4.13	1.45	1.34
26	a	6063	LHG	O7-C7	4.12	1.45	1.34
29	c	6055	DGD	O2G-C1B	4.11	1.45	1.34
28	l	6061	MGE	O2G-C1B	4.11	1.45	1.34
28	d	6062	MGE	O2G-C1B	4.11	1.45	1.34
28	d	6059	MGE	O2G-C1B	4.11	1.45	1.34
28	D	1059	MGE	O2G-C1B	4.11	1.45	1.34
29	C	1055	DGD	O2G-C1B	4.10	1.45	1.34
29	B	1058	DGD	O2G-C1B	4.10	1.45	1.34
28	b	6060	MGE	O2G-C1B	4.10	1.45	1.34
28	D	1062	MGE	O2G-C1B	4.10	1.45	1.34
29	b	6058	DGD	O2G-C1B	4.10	1.45	1.34
28	L	1061	MGE	O2G-C1B	4.09	1.45	1.34
28	B	1060	MGE	O2G-C1B	4.09	1.45	1.34
22	b	6015	CLA	CHD-C4C	4.09	1.48	1.39
22	c	6035	CLA	CHD-C4C	4.09	1.48	1.39
29	c	6056	DGD	O2G-C1B	4.09	1.45	1.34
29	C	1057	DGD	O2G-C1B	4.09	1.45	1.34
22	C	1027	CLA	CHD-C4C	4.08	1.48	1.39
22	b	6020	CLA	CHD-C4C	4.08	1.48	1.39
22	b	6022	CLA	CHD-C4C	4.08	1.48	1.39
22	B	1015	CLA	CHD-C4C	4.08	1.48	1.39
22	c	6027	CLA	CHD-C4C	4.08	1.48	1.39
22	D	1004	CLA	CHD-C4C	4.08	1.48	1.39
29	c	6057	DGD	O2G-C1B	4.07	1.45	1.34
22	B	1020	CLA	CHD-C4C	4.07	1.48	1.39
29	C	1056	DGD	O2G-C1B	4.07	1.45	1.34
22	B	1014	CLA	CHD-C4C	4.07	1.48	1.39
22	d	6004	CLA	CHD-C4C	4.07	1.48	1.39

Continued on next page...

Continued from previous page...

Mol	Chain	Res	Type	Atoms	Z	Observed(Å)	Ideal(Å)
22	B	1013	CLA	CHD-C4C	4.07	1.48	1.39
22	c	6033	CLA	CHD-C4C	4.06	1.48	1.39
22	K	1034	CLA	CHD-C4C	4.06	1.48	1.39
22	c	6025	CLA	CHD-C4C	4.06	1.48	1.39
22	C	1025	CLA	CHD-C4C	4.06	1.48	1.39
22	b	6016	CLA	CHD-C4C	4.06	1.48	1.39
22	c	6028	CLA	CHD-C4C	4.06	1.48	1.39
22	k	6034	CLA	CHD-C4C	4.06	1.48	1.39
22	B	1016	CLA	CHD-C4C	4.06	1.48	1.39
22	H	1017	CLA	CHD-C4C	4.06	1.48	1.39
22	B	1022	CLA	CHD-C4C	4.06	1.48	1.39
22	h	6017	CLA	CHD-C4C	4.06	1.48	1.39
22	C	1033	CLA	CHD-C4C	4.06	1.48	1.39
22	c	6036	CLA	CHD-C4C	4.05	1.48	1.39
22	C	1032	CLA	CHD-C4C	4.05	1.48	1.39
22	a	6003	CLA	CHD-C4C	4.05	1.48	1.39
22	b	6019	CLA	CHD-C4C	4.05	1.48	1.39
22	c	6032	CLA	CHD-C4C	4.05	1.48	1.39
22	C	1031	CLA	CHD-C4C	4.05	1.48	1.39
22	c	6026	CLA	CHD-C4C	4.05	1.48	1.39
22	C	1037	CLA	CHD-C4C	4.05	1.48	1.39
22	c	6037	CLA	CHD-C4C	4.05	1.48	1.39
22	b	6014	CLA	CHD-C4C	4.05	1.48	1.39
22	C	1035	CLA	CHD-C4C	4.05	1.48	1.39
22	C	1028	CLA	CHD-C4C	4.04	1.48	1.39
22	A	1003	CLA	CHD-C4C	4.04	1.48	1.39
22	C	1036	CLA	CHD-C4C	4.04	1.48	1.39
22	C	1026	CLA	CHD-C4C	4.04	1.48	1.39
22	B	1024	CLA	CHD-C4C	4.03	1.48	1.39
22	B	1019	CLA	CHD-C4C	4.03	1.48	1.39
22	b	6013	CLA	CHD-C4C	4.03	1.48	1.39
22	B	1012	CLA	CHD-C4C	4.03	1.48	1.39
22	A	1006	CLA	CHD-C4C	4.02	1.48	1.39
22	a	6006	CLA	CHD-C4C	4.02	1.48	1.39
22	b	6024	CLA	CHD-C4C	4.02	1.48	1.39
22	c	6031	CLA	CHD-C4C	4.02	1.48	1.39
22	b	6018	CLA	CHD-C4C	4.02	1.48	1.39
22	D	1005	CLA	CHD-C4C	4.01	1.48	1.39
22	d	6005	CLA	CHD-C4C	4.01	1.48	1.39
22	A	1007	CLA	CHD-C4C	4.01	1.48	1.39
22	a	6007	CLA	CHD-C4C	4.01	1.48	1.39
22	b	6012	CLA	CHD-C4C	4.01	1.48	1.39

Continued on next page...

Continued from previous page...

Mol	Chain	Res	Type	Atoms	Z	Observed(Å)	Ideal(Å)
22	B	1018	CLA	CHD-C4C	4.00	1.48	1.39
22	b	6010	CLA	CHD-C4C	3.99	1.48	1.39
22	d	6008	CLA	CHD-C4C	3.98	1.48	1.39
22	B	1021	CLA	CHD-C4C	3.98	1.48	1.39
22	D	1008	CLA	CHD-C4C	3.98	1.48	1.39
22	b	6021	CLA	CHD-C4C	3.98	1.48	1.39
22	C	1029	CLA	CHD-C4C	3.96	1.48	1.39
22	B	1010	CLA	CHD-C4C	3.96	1.48	1.39
22	b	6023	CLA	CHD-C4C	3.96	1.48	1.39
22	B	1023	CLA	CHD-C4C	3.95	1.48	1.39
22	C	1030	CLA	CHD-C4C	3.94	1.48	1.39
22	B	1009	CLA	CHD-C4C	3.94	1.48	1.39
22	b	6009	CLA	CHD-C4C	3.94	1.48	1.39
22	b	6011	CLA	CHD-C4C	3.93	1.48	1.39
22	B	1011	CLA	CHD-C4C	3.93	1.48	1.39
22	c	6029	CLA	CHD-C4C	3.92	1.48	1.39
22	c	6030	CLA	CHD-C4C	3.90	1.48	1.39
22	c	6037	CLA	OBD-CAD	3.83	1.29	1.22
22	b	6014	CLA	OBD-CAD	3.83	1.29	1.22
22	c	6035	CLA	OBD-CAD	3.81	1.29	1.22
22	B	1014	CLA	OBD-CAD	3.81	1.29	1.22
22	h	6017	CLA	OBD-CAD	3.81	1.29	1.22
22	c	6032	CLA	OBD-CAD	3.79	1.29	1.22
22	C	1025	CLA	OBD-CAD	3.79	1.29	1.22
22	C	1037	CLA	OBD-CAD	3.79	1.29	1.22
22	D	1004	CLA	OBD-CAD	3.78	1.29	1.22
22	C	1032	CLA	OBD-CAD	3.78	1.29	1.22
22	C	1035	CLA	OBD-CAD	3.78	1.29	1.22
22	c	6025	CLA	OBD-CAD	3.78	1.29	1.22
22	b	6015	CLA	OBD-CAD	3.78	1.29	1.22
22	b	6019	CLA	OBD-CAD	3.77	1.29	1.22
22	b	6018	CLA	OBD-CAD	3.77	1.29	1.22
22	b	6021	CLA	OBD-CAD	3.77	1.29	1.22
22	B	1024	CLA	OBD-CAD	3.77	1.29	1.22
22	d	6004	CLA	OBD-CAD	3.77	1.29	1.22
22	c	6033	CLA	OBD-CAD	3.77	1.29	1.22
22	C	1036	CLA	OBD-CAD	3.77	1.29	1.22
22	k	6034	CLA	OBD-CAD	3.76	1.29	1.22
22	B	1015	CLA	OBD-CAD	3.76	1.29	1.22
22	B	1019	CLA	OBD-CAD	3.76	1.29	1.22
22	B	1018	CLA	OBD-CAD	3.76	1.29	1.22
22	H	1017	CLA	OBD-CAD	3.76	1.29	1.22

Continued on next page...

Continued from previous page...

Mol	Chain	Res	Type	Atoms	Z	Observed(Å)	Ideal(Å)
22	C	1028	CLA	OBD-CAD	3.76	1.29	1.22
22	B	1020	CLA	OBD-CAD	3.75	1.28	1.22
22	C	1033	CLA	OBD-CAD	3.75	1.28	1.22
22	c	6031	CLA	OBD-CAD	3.75	1.28	1.22
22	B	1021	CLA	OBD-CAD	3.75	1.28	1.22
22	B	1022	CLA	OBD-CAD	3.75	1.28	1.22
22	C	1031	CLA	OBD-CAD	3.75	1.28	1.22
22	b	6024	CLA	OBD-CAD	3.75	1.28	1.22
22	c	6027	CLA	OBD-CAD	3.74	1.28	1.22
22	B	1013	CLA	OBD-CAD	3.74	1.28	1.22
22	B	1012	CLA	OBD-CAD	3.74	1.28	1.22
22	a	6003	CLA	OBD-CAD	3.74	1.28	1.22
22	D	1005	CLA	OBD-CAD	3.74	1.28	1.22
22	c	6028	CLA	OBD-CAD	3.74	1.28	1.22
22	A	1006	CLA	OBD-CAD	3.74	1.28	1.22
22	b	6022	CLA	OBD-CAD	3.73	1.28	1.22
22	C	1027	CLA	OBD-CAD	3.73	1.28	1.22
22	b	6016	CLA	OBD-CAD	3.73	1.28	1.22
22	B	1016	CLA	OBD-CAD	3.73	1.28	1.22
22	d	6005	CLA	OBD-CAD	3.73	1.28	1.22
22	b	6012	CLA	OBD-CAD	3.73	1.28	1.22
22	b	6020	CLA	OBD-CAD	3.73	1.28	1.22
22	c	6036	CLA	OBD-CAD	3.73	1.28	1.22
22	a	6007	CLA	OBD-CAD	3.72	1.28	1.22
22	A	1007	CLA	OBD-CAD	3.72	1.28	1.22
22	K	1034	CLA	OBD-CAD	3.72	1.28	1.22
22	A	1003	CLA	OBD-CAD	3.72	1.28	1.22
22	c	6026	CLA	OBD-CAD	3.72	1.28	1.22
22	b	6013	CLA	OBD-CAD	3.71	1.28	1.22
22	a	6006	CLA	OBD-CAD	3.70	1.28	1.22
22	C	1026	CLA	OBD-CAD	3.70	1.28	1.22
22	b	6011	CLA	OBD-CAD	3.68	1.28	1.22
22	B	1011	CLA	OBD-CAD	3.65	1.28	1.22
22	b	6009	CLA	OBD-CAD	3.62	1.28	1.22
22	B	1023	CLA	OBD-CAD	3.61	1.28	1.22
22	b	6023	CLA	OBD-CAD	3.61	1.28	1.22
22	c	6029	CLA	OBD-CAD	3.61	1.28	1.22
22	B	1009	CLA	OBD-CAD	3.60	1.28	1.22
22	C	1030	CLA	OBD-CAD	3.59	1.28	1.22
22	D	1008	CLA	OBD-CAD	3.59	1.28	1.22
22	b	6010	CLA	OBD-CAD	3.58	1.28	1.22
22	d	6008	CLA	OBD-CAD	3.58	1.28	1.22

Continued on next page...

Continued from previous page...

Mol	Chain	Res	Type	Atoms	Z	Observed(Å)	Ideal(Å)
22	C	1029	CLA	OBD-CAD	3.58	1.28	1.22
22	c	6030	CLA	OBD-CAD	3.54	1.28	1.22
22	B	1010	CLA	OBD-CAD	3.54	1.28	1.22
31	v	6041	HEM	C3C-CAC	3.45	1.54	1.47
31	V	1041	HEM	C3C-CAC	3.45	1.54	1.47
31	F	1040	HEM	C3C-CAC	3.42	1.54	1.47
31	f	6040	HEM	C3C-CAC	3.39	1.54	1.47
23	d	6039	PHO	CBB-CAB	3.20	1.50	1.29
23	D	1039	PHO	CBB-CAB	3.20	1.50	1.29
23	a	6038	PHO	O2D-CGD	-3.19	1.25	1.33
23	a	6038	PHO	CBB-CAB	3.19	1.50	1.29
23	A	1038	PHO	O2D-CGD	-3.18	1.25	1.33
23	A	1038	PHO	CBB-CAB	3.18	1.50	1.29
23	D	1039	PHO	O2D-CGD	-3.17	1.25	1.33
23	d	6039	PHO	O2D-CGD	-3.17	1.25	1.33
22	c	6036	CLA	C1D-C2D	3.15	1.51	1.45
22	b	6013	CLA	C1D-C2D	3.15	1.51	1.45
22	B	1024	CLA	C1D-C2D	3.14	1.51	1.45
22	C	1026	CLA	C1D-C2D	3.14	1.51	1.45
22	B	1019	CLA	C1D-C2D	3.14	1.51	1.45
22	d	6004	CLA	C1D-C2D	3.14	1.51	1.45
22	B	1013	CLA	C1D-C2D	3.13	1.51	1.45
22	a	6006	CLA	C1D-C2D	3.13	1.51	1.45
22	b	6024	CLA	C1D-C2D	3.13	1.51	1.45
22	C	1027	CLA	C1D-C2D	3.13	1.51	1.45
22	c	6028	CLA	C1D-C2D	3.13	1.51	1.45
22	b	6019	CLA	C1D-C2D	3.13	1.51	1.45
22	a	6003	CLA	C1D-C2D	3.12	1.51	1.45
22	C	1028	CLA	C1D-C2D	3.12	1.51	1.45
22	b	6022	CLA	C1D-C2D	3.12	1.51	1.45
22	C	1036	CLA	C1D-C2D	3.12	1.51	1.45
22	C	1032	CLA	C1D-C2D	3.12	1.51	1.45
22	C	1037	CLA	C1D-C2D	3.12	1.51	1.45
22	h	6017	CLA	C1D-C2D	3.12	1.51	1.45
22	B	1016	CLA	C1D-C2D	3.12	1.51	1.45
22	c	6037	CLA	C1D-C2D	3.12	1.51	1.45
22	D	1005	CLA	C1D-C2D	3.11	1.51	1.45
22	b	6016	CLA	C1D-C2D	3.11	1.51	1.45
22	c	6026	CLA	C1D-C2D	3.11	1.51	1.45
22	c	6027	CLA	C1D-C2D	3.11	1.51	1.45
22	H	1017	CLA	C1D-C2D	3.10	1.51	1.45
22	c	6031	CLA	C1D-C2D	3.10	1.51	1.45

Continued on next page...

Continued from previous page...

Mol	Chain	Res	Type	Atoms	Z	Observed(Å)	Ideal(Å)
22	D	1004	CLA	C1D-C2D	3.10	1.51	1.45
22	c	6033	CLA	C1D-C2D	3.10	1.51	1.45
22	B	1022	CLA	C1D-C2D	3.10	1.51	1.45
22	A	1003	CLA	C1D-C2D	3.10	1.51	1.45
22	B	1012	CLA	C1D-C2D	3.10	1.51	1.45
22	b	6018	CLA	C1D-C2D	3.10	1.51	1.45
22	b	6014	CLA	C1D-C2D	3.10	1.51	1.45
22	d	6005	CLA	C1D-C2D	3.10	1.51	1.45
22	a	6007	CLA	C1D-C2D	3.10	1.51	1.45
22	b	6012	CLA	C1D-C2D	3.09	1.51	1.45
22	A	1007	CLA	C1D-C2D	3.09	1.51	1.45
22	A	1006	CLA	C1D-C2D	3.09	1.51	1.45
22	B	1018	CLA	C1D-C2D	3.09	1.51	1.45
22	C	1025	CLA	C1D-C2D	3.09	1.51	1.45
22	B	1014	CLA	C1D-C2D	3.09	1.51	1.45
22	B	1015	CLA	C1D-C2D	3.09	1.51	1.45
22	C	1035	CLA	C1D-C2D	3.09	1.51	1.45
22	b	6015	CLA	C1D-C2D	3.09	1.51	1.45
22	c	6032	CLA	C1D-C2D	3.08	1.51	1.45
22	C	1033	CLA	C1D-C2D	3.08	1.51	1.45
22	c	6035	CLA	C1D-C2D	3.08	1.51	1.45
22	C	1031	CLA	C1D-C2D	3.07	1.51	1.45
22	K	1034	CLA	C1D-C2D	3.07	1.51	1.45
22	B	1020	CLA	C1D-C2D	3.07	1.51	1.45
22	c	6025	CLA	C1D-C2D	3.06	1.51	1.45
22	b	6020	CLA	C1D-C2D	3.06	1.51	1.45
22	b	6012	CLA	C3D-C2D	3.03	1.47	1.39
22	k	6034	CLA	C3D-C2D	3.03	1.47	1.39
22	C	1025	CLA	C3D-C2D	3.03	1.47	1.39
25	d	6050	BCR	C24-C25	-3.03	1.34	1.45
22	c	6026	CLA	C3D-C2D	3.03	1.47	1.39
22	b	6021	CLA	C1D-C2D	3.03	1.51	1.45
22	b	6018	CLA	C3D-C2D	3.03	1.47	1.39
22	D	1005	CLA	C3D-C2D	3.02	1.47	1.39
22	b	6010	CLA	C1D-C2D	3.02	1.51	1.45
22	B	1021	CLA	C1D-C2D	3.02	1.51	1.45
25	D	1050	BCR	C24-C25	-3.02	1.34	1.45
22	c	6035	CLA	C3D-C2D	3.02	1.47	1.39
22	b	6022	CLA	C3D-C2D	3.02	1.47	1.39
22	C	1031	CLA	C3D-C2D	3.02	1.47	1.39
22	C	1036	CLA	C3D-C2D	3.02	1.47	1.39
22	k	6034	CLA	C1D-C2D	3.02	1.51	1.45

Continued on next page...

Continued from previous page...

Mol	Chain	Res	Type	Atoms	Z	Observed(Å)	Ideal(Å)
22	B	1016	CLA	C3D-C2D	3.02	1.47	1.39
22	K	1034	CLA	C3D-C2D	3.02	1.47	1.39
25	Z	1053	BCR	C24-C25	-3.02	1.34	1.45
22	C	1026	CLA	C3D-C2D	3.02	1.47	1.39
22	a	6003	CLA	C3D-C2D	3.02	1.47	1.39
22	c	6037	CLA	C3D-C2D	3.02	1.47	1.39
22	b	6019	CLA	C3D-C2D	3.02	1.47	1.39
22	C	1037	CLA	C3D-C2D	3.01	1.47	1.39
25	z	6053	BCR	C24-C25	-3.01	1.34	1.45
22	a	6006	CLA	C3D-C2D	3.01	1.47	1.39
22	c	6032	CLA	C3D-C2D	3.01	1.47	1.39
22	C	1032	CLA	C3D-C2D	3.01	1.47	1.39
22	B	1022	CLA	C3D-C2D	3.01	1.47	1.39
25	k	6051	BCR	C24-C25	-3.01	1.34	1.45
22	B	1019	CLA	C3D-C2D	3.01	1.47	1.39
22	A	1003	CLA	C3D-C2D	3.01	1.47	1.39
22	b	6016	CLA	C3D-C2D	3.01	1.47	1.39
22	c	6030	CLA	C1D-C2D	3.01	1.51	1.45
22	B	1018	CLA	C3D-C2D	3.01	1.47	1.39
22	c	6025	CLA	C3D-C2D	3.00	1.47	1.39
22	d	6005	CLA	C3D-C2D	3.00	1.47	1.39
22	C	1033	CLA	C3D-C2D	3.00	1.47	1.39
22	B	1012	CLA	C3D-C2D	3.00	1.47	1.39
22	B	1010	CLA	C1D-C2D	3.00	1.51	1.45
25	b	6045	BCR	C24-C25	-3.00	1.34	1.45
22	b	6020	CLA	C3D-C2D	3.00	1.47	1.39
22	c	6036	CLA	C3D-C2D	3.00	1.47	1.39
25	K	1051	BCR	C24-C25	-3.00	1.34	1.45
22	B	1015	CLA	C3D-C2D	3.00	1.47	1.39
22	B	1020	CLA	C3D-C2D	3.00	1.47	1.39
22	A	1006	CLA	C3D-C2D	3.00	1.47	1.39
22	c	6027	CLA	C3D-C2D	3.00	1.47	1.39
22	C	1030	CLA	C1D-C2D	3.00	1.51	1.45
25	B	1045	BCR	C24-C25	-3.00	1.34	1.45
22	B	1024	CLA	C3D-C2D	3.00	1.47	1.39
22	C	1035	CLA	C3D-C2D	2.99	1.47	1.39
22	B	1014	CLA	C3D-C2D	2.99	1.47	1.39
22	b	6015	CLA	C3D-C2D	2.99	1.47	1.39
22	d	6004	CLA	C3D-C2D	2.99	1.47	1.39
22	h	6017	CLA	C3D-C2D	2.99	1.47	1.39
22	H	1017	CLA	C3D-C2D	2.99	1.47	1.39
25	C	1054	BCR	C24-C25	-2.99	1.34	1.45

Continued on next page...

Continued from previous page...

Mol	Chain	Res	Type	Atoms	Z	Observed(Å)	Ideal(Å)
22	C	1027	CLA	C3D-C2D	2.99	1.47	1.39
22	B	1013	CLA	C3D-C2D	2.99	1.47	1.39
22	b	6024	CLA	C3D-C2D	2.99	1.47	1.39
22	D	1004	CLA	C3D-C2D	2.98	1.47	1.39
22	c	6031	CLA	C3D-C2D	2.98	1.47	1.39
22	C	1028	CLA	C3D-C2D	2.98	1.47	1.39
22	b	6014	CLA	C3D-C2D	2.98	1.47	1.39
22	b	6013	CLA	C3D-C2D	2.98	1.47	1.39
22	c	6028	CLA	C3D-C2D	2.97	1.47	1.39
25	c	6054	BCR	C24-C25	-2.97	1.34	1.45
22	A	1007	CLA	C3D-C2D	2.97	1.47	1.39
25	h	6049	BCR	C24-C25	-2.97	1.34	1.45
25	H	1049	BCR	C24-C25	-2.97	1.34	1.45
25	t	1046	BCR	C24-C25	-2.97	1.34	1.45
22	c	6033	CLA	C3D-C2D	2.96	1.47	1.39
22	B	1023	CLA	C1D-C2D	2.96	1.51	1.45
22	B	1009	CLA	C3D-C2D	2.95	1.47	1.39
25	T	6046	BCR	C24-C25	-2.95	1.34	1.45
22	a	6007	CLA	C3D-C2D	2.95	1.47	1.39
22	b	6009	CLA	C3D-C2D	2.94	1.47	1.39
22	b	6023	CLA	C1D-C2D	2.93	1.51	1.45
22	b	6023	CLA	C3D-C2D	2.93	1.47	1.39
22	B	1023	CLA	C3D-C2D	2.92	1.47	1.39
22	d	6008	CLA	C3D-C2D	2.92	1.47	1.39
22	B	1009	CLA	C1D-C2D	2.92	1.51	1.45
22	b	6021	CLA	C3D-C2D	2.91	1.47	1.39
22	B	1021	CLA	C3D-C2D	2.91	1.47	1.39
22	C	1029	CLA	C1D-C2D	2.91	1.51	1.45
22	c	6029	CLA	C1D-C2D	2.91	1.51	1.45
22	b	6010	CLA	C3D-C2D	2.91	1.47	1.39
22	D	1008	CLA	C1D-C2D	2.91	1.51	1.45
22	d	6008	CLA	C1D-C2D	2.90	1.51	1.45
22	B	1011	CLA	C1D-C2D	2.90	1.51	1.45
22	b	6009	CLA	C1D-C2D	2.90	1.51	1.45
22	B	1010	CLA	C3D-C2D	2.90	1.47	1.39
22	b	6011	CLA	C1D-C2D	2.90	1.51	1.45
22	c	6030	CLA	C3D-C2D	2.89	1.47	1.39
22	D	1008	CLA	C3D-C2D	2.89	1.47	1.39
22	C	1030	CLA	C3D-C2D	2.89	1.47	1.39
22	B	1011	CLA	C3D-C2D	2.89	1.47	1.39
22	b	6011	CLA	C3D-C2D	2.88	1.47	1.39
22	c	6029	CLA	C3D-C2D	2.86	1.46	1.39

Continued on next page...

Continued from previous page...

Mol	Chain	Res	Type	Atoms	Z	Observed(Å)	Ideal(Å)
22	C	1029	CLA	C3D-C2D	2.86	1.46	1.39
25	k	6052	BCR	C24-C25	-2.83	1.35	1.45
25	C	1052	BCR	C24-C25	-2.82	1.35	1.45
31	f	6040	HEM	CAB-C3B	2.76	1.55	1.47
31	F	1040	HEM	CAB-C3B	2.75	1.54	1.47
31	v	6041	HEM	CAB-C3B	2.75	1.54	1.47
31	V	1041	HEM	CAB-C3B	2.74	1.54	1.47
23	D	1039	PHO	O2A-CGA	-2.72	1.25	1.33
23	d	6039	PHO	O2A-CGA	-2.71	1.25	1.33
23	a	6038	PHO	O2A-CGA	-2.71	1.25	1.33
25	B	1047	BCR	C24-C25	-2.70	1.35	1.45
25	T	6048	BCR	C24-C25	-2.70	1.35	1.45
25	b	6047	BCR	C24-C25	-2.69	1.35	1.45
25	B	1048	BCR	C24-C25	-2.69	1.35	1.45
23	A	1038	PHO	O2A-CGA	-2.69	1.25	1.33
25	A	1044	BCR	C24-C25	-2.68	1.35	1.45
25	a	6044	BCR	C24-C25	-2.67	1.35	1.45
24	a	6043	PQ9	C10-C5	2.59	1.48	1.35
24	A	1043	PQ9	C10-C5	2.59	1.48	1.35
24	d	6042	PQ9	C10-C5	2.58	1.48	1.35
24	D	1042	PQ9	C10-C5	2.57	1.48	1.35
25	k	6052	BCR	C30-C25	-2.41	1.50	1.53
25	C	1052	BCR	C30-C25	-2.41	1.50	1.53
22	c	6031	CLA	C4C-C3C	2.37	1.49	1.45
25	D	1050	BCR	C8-C7	-2.36	1.25	1.33
25	h	6049	BCR	C8-C7	-2.36	1.25	1.33
25	H	1049	BCR	C8-C7	-2.36	1.25	1.33
22	C	1031	CLA	C4C-C3C	2.36	1.49	1.45
25	k	6052	BCR	C8-C7	-2.36	1.25	1.33
22	b	6024	CLA	C4C-C3C	2.36	1.49	1.45
25	C	1052	BCR	C8-C7	-2.35	1.25	1.33
25	c	6054	BCR	C8-C7	-2.35	1.25	1.33
25	T	6048	BCR	C8-C7	-2.35	1.25	1.33
31	f	6040	HEM	FE-ND	2.35	2.08	1.96
31	v	6041	HEM	FE-ND	2.35	2.08	1.96
25	d	6050	BCR	C8-C7	-2.35	1.25	1.33
22	b	6022	CLA	C4C-C3C	2.35	1.49	1.45
31	V	1041	HEM	FE-ND	2.35	2.08	1.96
31	F	1040	HEM	FE-ND	2.35	2.08	1.96
25	K	1051	BCR	C8-C7	-2.34	1.26	1.33
25	B	1047	BCR	C8-C7	-2.34	1.26	1.33
25	Z	1053	BCR	C8-C7	-2.34	1.26	1.33

Continued on next page...

Continued from previous page...

Mol	Chain	Res	Type	Atoms	Z	Observed(Å)	Ideal(Å)
25	k	6051	BCR	C8-C7	-2.34	1.26	1.33
22	C	1036	CLA	C4C-C3C	2.34	1.49	1.45
22	B	1024	CLA	C4C-C3C	2.34	1.49	1.45
22	C	1028	CLA	C4C-C3C	2.34	1.49	1.45
25	C	1054	BCR	C8-C7	-2.34	1.26	1.33
25	b	6047	BCR	C8-C7	-2.34	1.26	1.33
25	B	1048	BCR	C8-C7	-2.34	1.26	1.33
25	b	6045	BCR	C8-C7	-2.33	1.26	1.33
25	B	1045	BCR	C8-C7	-2.33	1.26	1.33
22	B	1022	CLA	C4C-C3C	2.33	1.49	1.45
25	z	6053	BCR	C8-C7	-2.33	1.26	1.33
22	c	6028	CLA	C4C-C3C	2.33	1.49	1.45
25	T	6046	BCR	C30-C25	-2.33	1.50	1.53
22	b	6018	CLA	C4C-C3C	2.33	1.49	1.45
22	c	6025	CLA	C4C-C3C	2.32	1.49	1.45
22	c	6033	CLA	C4C-C3C	2.32	1.49	1.45
22	c	6036	CLA	C4C-C3C	2.32	1.49	1.45
22	C	1033	CLA	C4C-C3C	2.32	1.49	1.45
22	d	6005	CLA	C4C-C3C	2.32	1.49	1.45
22	a	6007	CLA	C4B-CHC	2.31	1.47	1.41
22	b	6013	CLA	C4C-C3C	2.31	1.49	1.45
25	t	1046	BCR	C30-C25	-2.31	1.50	1.53
22	C	1025	CLA	C4C-C3C	2.31	1.49	1.45
22	c	6032	CLA	C4C-C3C	2.31	1.49	1.45
22	C	1037	CLA	C4C-C3C	2.31	1.49	1.45
22	c	6037	CLA	C4B-CHC	2.31	1.47	1.41
22	B	1018	CLA	C4C-C3C	2.31	1.49	1.45
22	B	1012	CLA	C4C-C3C	2.31	1.49	1.45
22	B	1013	CLA	C4C-C3C	2.31	1.49	1.45
22	C	1032	CLA	C4C-C3C	2.30	1.49	1.45
22	b	6012	CLA	C4C-C3C	2.30	1.49	1.45
22	b	6015	CLA	C4B-CHC	2.30	1.47	1.41
22	b	6014	CLA	C4C-C3C	2.30	1.49	1.45
22	c	6037	CLA	C4C-C3C	2.30	1.49	1.45
22	A	1006	CLA	C4C-C3C	2.30	1.49	1.45
22	C	1026	CLA	C4C-C3C	2.29	1.49	1.45
22	A	1003	CLA	C4C-C3C	2.29	1.49	1.45
22	D	1004	CLA	C4C-C3C	2.29	1.49	1.45
22	b	6009	CLA	C4C-C3C	2.29	1.49	1.45
22	b	6020	CLA	C4B-CHC	2.29	1.47	1.41
22	c	6036	CLA	C1C-C2C	2.29	1.49	1.44
22	B	1015	CLA	C4B-CHC	2.29	1.47	1.41

Continued on next page...

Continued from previous page...

Mol	Chain	Res	Type	Atoms	Z	Observed(Å)	Ideal(Å)
22	a	6003	CLA	C4C-C3C	2.29	1.49	1.45
22	H	1017	CLA	C4B-CHC	2.29	1.47	1.41
22	B	1020	CLA	C4C-C3C	2.29	1.49	1.45
22	D	1005	CLA	C4C-C3C	2.29	1.49	1.45
22	C	1037	CLA	C4B-CHC	2.29	1.47	1.41
22	a	6006	CLA	C4C-C3C	2.29	1.49	1.45
22	B	1014	CLA	C4C-C3C	2.29	1.49	1.45
22	b	6018	CLA	C4B-CHC	2.28	1.47	1.41
22	c	6036	CLA	C4B-CHC	2.28	1.47	1.41
22	A	1007	CLA	C4B-CHC	2.28	1.47	1.41
22	B	1009	CLA	C4C-C3C	2.28	1.49	1.45
22	d	6005	CLA	C1C-C2C	2.28	1.49	1.44
22	c	6027	CLA	C4B-CHC	2.28	1.47	1.41
22	A	1007	CLA	C4C-C3C	2.28	1.49	1.45
22	C	1027	CLA	C4C-C3C	2.28	1.49	1.45
25	T	6046	BCR	C1-C6	-2.28	1.50	1.53
22	c	6027	CLA	C1C-C2C	2.28	1.49	1.44
22	a	6007	CLA	C1C-C2C	2.28	1.49	1.44
22	a	6003	CLA	C4B-CHC	2.28	1.47	1.41
22	C	1035	CLA	C4C-C3C	2.28	1.49	1.45
22	b	6012	CLA	C4B-CHC	2.28	1.47	1.41
22	b	6020	CLA	C1C-C2C	2.28	1.49	1.44
22	B	1020	CLA	C1C-C2C	2.27	1.49	1.44
22	b	6016	CLA	C4B-CHC	2.27	1.47	1.41
22	k	6034	CLA	C4B-CHC	2.27	1.47	1.41
22	B	1013	CLA	C4B-CHC	2.27	1.47	1.41
22	c	6025	CLA	C1C-C2C	2.27	1.49	1.44
22	B	1016	CLA	C4B-CHC	2.27	1.47	1.41
22	C	1036	CLA	C1C-C2C	2.27	1.49	1.44
22	B	1012	CLA	C4B-CHC	2.27	1.47	1.41
22	K	1034	CLA	C4C-C3C	2.27	1.49	1.45
22	B	1020	CLA	C4B-CHC	2.27	1.47	1.41
22	A	1003	CLA	C4B-CHC	2.27	1.47	1.41
22	b	6020	CLA	C4C-C3C	2.27	1.49	1.45
22	c	6035	CLA	C4C-C3C	2.27	1.49	1.45
22	B	1018	CLA	C4B-CHC	2.27	1.47	1.41
22	b	6013	CLA	C4B-CHC	2.27	1.47	1.41
22	h	6017	CLA	C4B-CHC	2.27	1.47	1.41
22	C	1027	CLA	C1C-C2C	2.27	1.49	1.44
22	B	1015	CLA	C4C-C3C	2.27	1.48	1.45
22	d	6004	CLA	C4C-C3C	2.27	1.48	1.45
22	h	6017	CLA	C4C-C3C	2.27	1.48	1.45

Continued on next page...

Continued from previous page...

Mol	Chain	Res	Type	Atoms	Z	Observed(Å)	Ideal(Å)
22	B	1022	CLA	C4B-CHC	2.27	1.47	1.41
22	B	1019	CLA	C4C-C3C	2.27	1.48	1.45
22	C	1035	CLA	C4B-CHC	2.27	1.47	1.41
22	a	6006	CLA	C4B-CHC	2.27	1.47	1.41
22	c	6033	CLA	C4B-CHC	2.27	1.47	1.41
22	B	1016	CLA	C4C-C3C	2.26	1.48	1.45
22	C	1027	CLA	C4B-CHC	2.26	1.47	1.41
22	c	6026	CLA	C4B-CHC	2.26	1.47	1.41
22	B	1012	CLA	C1C-C2C	2.26	1.48	1.44
22	a	6007	CLA	C4C-C3C	2.26	1.48	1.45
22	d	6008	CLA	C4C-C3C	2.26	1.48	1.45
22	C	1026	CLA	C4B-CHC	2.26	1.47	1.41
22	b	6019	CLA	C4B-CHC	2.26	1.47	1.41
22	b	6015	CLA	C4C-C3C	2.26	1.48	1.45
22	C	1029	CLA	C4C-C3C	2.26	1.48	1.45
22	c	6031	CLA	C4B-CHC	2.26	1.47	1.41
22	b	6012	CLA	C1C-C2C	2.26	1.48	1.44
22	b	6016	CLA	C4C-C3C	2.26	1.48	1.45
22	B	1019	CLA	C4B-CHC	2.26	1.47	1.41
22	C	1036	CLA	C4B-CHC	2.26	1.47	1.41
22	A	1006	CLA	C4B-CHC	2.26	1.47	1.41
22	c	6031	CLA	C1C-C2C	2.26	1.48	1.44
22	k	6034	CLA	C1C-C2C	2.26	1.48	1.44
22	C	1031	CLA	C4B-CHC	2.26	1.47	1.41
22	c	6026	CLA	C4C-C3C	2.26	1.48	1.45
22	C	1031	CLA	C1C-C2C	2.25	1.48	1.44
22	b	6022	CLA	C4B-CHC	2.25	1.47	1.41
22	c	6027	CLA	C4C-C3C	2.25	1.48	1.45
22	B	1014	CLA	C1C-C2C	2.25	1.48	1.44
22	D	1005	CLA	C1C-C2C	2.25	1.48	1.44
22	b	6015	CLA	C1C-C2C	2.25	1.48	1.44
22	C	1025	CLA	C4B-CHC	2.25	1.47	1.41
22	c	6025	CLA	C4B-CHC	2.25	1.47	1.41
22	C	1033	CLA	C1C-C2C	2.25	1.48	1.44
22	C	1032	CLA	C4B-CHC	2.25	1.47	1.41
22	K	1034	CLA	C4B-CHC	2.25	1.47	1.41
22	D	1004	CLA	C4B-CHC	2.25	1.47	1.41
22	C	1033	CLA	C4B-CHC	2.25	1.47	1.41
22	C	1025	CLA	C1C-C2C	2.25	1.48	1.44
22	B	1022	CLA	C1C-C2C	2.25	1.48	1.44
22	B	1014	CLA	C4B-CHC	2.25	1.47	1.41
22	c	6035	CLA	C4B-CHC	2.25	1.47	1.41

Continued on next page...

Continued from previous page...

Mol	Chain	Res	Type	Atoms	Z	Observed(Å)	Ideal(Å)
22	b	6022	CLA	C1C-C2C	2.24	1.48	1.44
22	k	6034	CLA	C4C-C3C	2.24	1.48	1.45
22	A	1007	CLA	C1C-C2C	2.24	1.48	1.44
22	b	6013	CLA	C1C-C2C	2.24	1.48	1.44
22	c	6026	CLA	C1C-C2C	2.24	1.48	1.44
22	c	6032	CLA	C4B-CHC	2.24	1.47	1.41
22	H	1017	CLA	C4C-C3C	2.24	1.48	1.45
22	b	6024	CLA	C1C-C2C	2.24	1.48	1.44
22	C	1028	CLA	C1C-C2C	2.24	1.48	1.44
22	K	1034	CLA	C1C-C2C	2.24	1.48	1.44
22	c	6033	CLA	C1C-C2C	2.24	1.48	1.44
22	b	6023	CLA	C4B-CHC	2.24	1.47	1.41
22	b	6019	CLA	C4C-C3C	2.24	1.48	1.45
22	D	1005	CLA	C4B-CHC	2.23	1.47	1.41
22	c	6028	CLA	C4B-CHC	2.23	1.47	1.41
25	t	1046	BCR	C1-C6	-2.23	1.50	1.53
22	B	1024	CLA	C4B-CHC	2.23	1.47	1.41
22	A	1006	CLA	C1C-C2C	2.23	1.48	1.44
22	B	1016	CLA	C1C-C2C	2.23	1.48	1.44
22	b	6016	CLA	C1C-C2C	2.23	1.48	1.44
25	t	1046	BCR	C8-C7	-2.23	1.26	1.33
22	b	6019	CLA	C1C-C2C	2.23	1.48	1.44
22	B	1024	CLA	C1C-C2C	2.23	1.48	1.44
25	T	6046	BCR	C8-C7	-2.23	1.26	1.33
22	b	6014	CLA	C1C-C2C	2.23	1.48	1.44
22	C	1028	CLA	C4B-CHC	2.23	1.47	1.41
22	B	1013	CLA	C1C-C2C	2.23	1.48	1.44
22	b	6014	CLA	C4B-CHC	2.23	1.47	1.41
22	B	1015	CLA	C1C-C2C	2.23	1.48	1.44
22	d	6005	CLA	C4B-CHC	2.23	1.47	1.41
22	b	6024	CLA	C4B-CHC	2.23	1.47	1.41
22	C	1026	CLA	C1C-C2C	2.22	1.48	1.44
22	c	6028	CLA	C1C-C2C	2.22	1.48	1.44
22	b	6018	CLA	C1C-C2C	2.22	1.48	1.44
22	C	1032	CLA	C1C-C2C	2.22	1.48	1.44
22	c	6037	CLA	C1C-C2C	2.22	1.48	1.44
22	h	6017	CLA	C1C-C2C	2.22	1.48	1.44
22	d	6004	CLA	C4B-CHC	2.22	1.47	1.41
22	D	1008	CLA	C4C-C3C	2.22	1.48	1.45
25	a	6044	BCR	C8-C7	-2.22	1.26	1.33
22	C	1037	CLA	C1C-C2C	2.22	1.48	1.44
22	B	1023	CLA	C4B-CHC	2.21	1.47	1.41

Continued on next page...

Continued from previous page...

Mol	Chain	Res	Type	Atoms	Z	Observed(Å)	Ideal(Å)
22	B	1018	CLA	C1C-C2C	2.21	1.48	1.44
25	A	1044	BCR	C8-C7	-2.21	1.26	1.33
22	B	1019	CLA	C1C-C2C	2.21	1.48	1.44
22	a	6006	CLA	C1C-C2C	2.21	1.48	1.44
22	a	6003	CLA	C1C-C2C	2.21	1.48	1.44
22	c	6029	CLA	C4C-C3C	2.21	1.48	1.45
22	D	1004	CLA	C1C-C2C	2.21	1.48	1.44
22	c	6032	CLA	C1C-C2C	2.20	1.48	1.44
22	H	1017	CLA	C1C-C2C	2.20	1.48	1.44
22	b	6023	CLA	C4C-C3C	2.20	1.48	1.45
22	B	1010	CLA	C4C-C3C	2.20	1.48	1.45
22	A	1003	CLA	C1C-C2C	2.20	1.48	1.44
22	b	6011	CLA	C4B-CHC	2.20	1.47	1.41
22	b	6010	CLA	C4C-C3C	2.19	1.48	1.45
22	d	6004	CLA	C1C-C2C	2.19	1.48	1.44
22	B	1023	CLA	C4C-C3C	2.19	1.48	1.45
22	b	6009	CLA	C4B-CHC	2.18	1.47	1.41
22	B	1009	CLA	C4B-CHC	2.18	1.47	1.41
22	C	1035	CLA	C1C-C2C	2.18	1.48	1.44
22	C	1030	CLA	C1C-C2C	2.18	1.48	1.44
22	B	1021	CLA	C4B-CHC	2.18	1.47	1.41
22	b	6010	CLA	C4B-CHC	2.17	1.47	1.41
22	c	6035	CLA	C1C-C2C	2.17	1.48	1.44
22	B	1011	CLA	C4B-CHC	2.17	1.47	1.41
22	b	6021	CLA	C1C-C2C	2.17	1.48	1.44
23	d	6039	PHO	C3A-C2A	-2.17	1.52	1.54
22	B	1021	CLA	C4C-C3C	2.17	1.48	1.45
22	C	1030	CLA	C4B-CHC	2.16	1.47	1.41
22	b	6021	CLA	C4C-C3C	2.16	1.48	1.45
22	d	6008	CLA	C4B-CHC	2.16	1.47	1.41
25	A	1044	BCR	C30-C25	-2.16	1.50	1.53
22	B	1010	CLA	C4B-CHC	2.16	1.47	1.41
22	c	6030	CLA	C4B-CHC	2.15	1.47	1.41
22	b	6021	CLA	C4B-CHC	2.15	1.47	1.41
22	C	1029	CLA	C1C-C2C	2.15	1.48	1.44
22	C	1029	CLA	C4B-CHC	2.15	1.47	1.41
22	D	1008	CLA	C4B-CHC	2.15	1.47	1.41
22	B	1011	CLA	MG-NA	-2.15	2.01	2.06
22	B	1021	CLA	C1C-C2C	2.15	1.48	1.44
22	c	6029	CLA	C4B-CHC	2.15	1.47	1.41
22	b	6011	CLA	MG-NA	-2.15	2.01	2.06
22	c	6030	CLA	C1C-C2C	2.14	1.48	1.44

Continued on next page...

Continued from previous page...

Mol	Chain	Res	Type	Atoms	Z	Observed(Å)	Ideal(Å)
22	d	6008	CLA	MG-NA	-2.14	2.01	2.06
22	d	6008	CLA	C1C-C2C	2.14	1.48	1.44
22	b	6023	CLA	C1C-C2C	2.14	1.48	1.44
31	v	6041	HEM	FE-NB	2.14	2.07	1.96
25	a	6044	BCR	C30-C25	-2.14	1.50	1.53
31	f	6040	HEM	FE-NB	2.13	2.07	1.96
22	b	6009	CLA	C1B-CHB	2.13	1.46	1.41
31	V	1041	HEM	FE-NB	2.13	2.07	1.96
22	B	1021	CLA	MG-NA	-2.13	2.01	2.06
22	B	1023	CLA	C1C-C2C	2.12	1.48	1.44
22	B	1014	CLA	C1B-CHB	2.12	1.46	1.41
31	F	1040	HEM	FE-NB	2.12	2.07	1.96
22	d	6005	CLA	C1B-CHB	2.12	1.46	1.41
22	c	6031	CLA	C1B-CHB	2.12	1.46	1.41
22	D	1008	CLA	C1C-C2C	2.12	1.48	1.44
22	b	6014	CLA	C1B-CHB	2.12	1.46	1.41
22	a	6006	CLA	C1B-CHB	2.12	1.46	1.41
22	C	1037	CLA	C1B-CHB	2.12	1.46	1.41
22	d	6008	CLA	C1B-CHB	2.12	1.46	1.41
22	c	6029	CLA	C1C-C2C	2.12	1.48	1.44
22	h	6017	CLA	C1B-CHB	2.12	1.46	1.41
22	B	1009	CLA	C1B-CHB	2.12	1.46	1.41
22	B	1019	CLA	C1B-CHB	2.12	1.46	1.41
22	b	6024	CLA	C1B-CHB	2.12	1.46	1.41
22	c	6035	CLA	C1B-CHB	2.12	1.46	1.41
22	C	1035	CLA	C1B-CHB	2.12	1.46	1.41
22	b	6011	CLA	C4C-C3C	2.11	1.48	1.45
22	C	1027	CLA	C1B-CHB	2.11	1.46	1.41
22	B	1013	CLA	C1B-CHB	2.11	1.46	1.41
22	C	1025	CLA	C1B-CHB	2.11	1.46	1.41
22	C	1026	CLA	C1B-CHB	2.11	1.46	1.41
22	c	6027	CLA	C1B-CHB	2.11	1.46	1.41
22	B	1010	CLA	MG-NA	-2.11	2.01	2.06
22	b	6021	CLA	MG-NA	-2.11	2.01	2.06
22	D	1008	CLA	C1B-CHB	2.11	1.46	1.41
22	a	6003	CLA	C1B-CHB	2.11	1.46	1.41
22	B	1020	CLA	C1B-CHB	2.11	1.46	1.41
22	C	1031	CLA	C1B-CHB	2.11	1.46	1.41
22	B	1023	CLA	MG-NA	-2.11	2.01	2.06
22	B	1010	CLA	C1C-C2C	2.11	1.48	1.44
22	b	6019	CLA	C1B-CHB	2.11	1.46	1.41
22	c	6037	CLA	C1B-CHB	2.11	1.46	1.41

Continued on next page...

Continued from previous page...

Mol	Chain	Res	Type	Atoms	Z	Observed(Å)	Ideal(Å)
22	d	6004	CLA	C1B-CHB	2.11	1.46	1.41
22	A	1007	CLA	C1B-CHB	2.10	1.46	1.41
22	D	1008	CLA	MG-NA	-2.10	2.01	2.06
22	A	1003	CLA	C1B-CHB	2.10	1.46	1.41
22	b	6010	CLA	MG-NA	-2.10	2.01	2.06
22	B	1016	CLA	C1B-CHB	2.10	1.46	1.41
22	D	1005	CLA	C1B-CHB	2.10	1.46	1.41
22	B	1010	CLA	C1B-CHB	2.10	1.46	1.41
22	c	6025	CLA	C1B-CHB	2.10	1.46	1.41
22	A	1006	CLA	C1B-CHB	2.10	1.46	1.41
22	C	1036	CLA	C1B-CHB	2.10	1.46	1.41
22	c	6026	CLA	C1B-CHB	2.10	1.46	1.41
22	C	1033	CLA	C1B-CHB	2.10	1.46	1.41
22	c	6029	CLA	C1B-CHB	2.10	1.46	1.41
22	B	1024	CLA	C1B-CHB	2.10	1.46	1.41
22	c	6036	CLA	C1B-CHB	2.10	1.46	1.41
22	c	6028	CLA	C1B-CHB	2.09	1.46	1.41
22	B	1023	CLA	C1B-CHB	2.09	1.46	1.41
22	C	1029	CLA	C1B-CHB	2.09	1.46	1.41
22	b	6009	CLA	MG-NA	-2.09	2.01	2.06
22	b	6010	CLA	C1C-C2C	2.09	1.48	1.44
22	H	1017	CLA	C1B-CHB	2.09	1.46	1.41
22	c	6033	CLA	C1B-CHB	2.09	1.46	1.41
22	D	1004	CLA	C1B-CHB	2.09	1.46	1.41
22	b	6011	CLA	C1B-CHB	2.09	1.46	1.41
22	b	6020	CLA	C1B-CHB	2.09	1.46	1.41
22	b	6023	CLA	C1B-CHB	2.09	1.46	1.41
22	C	1028	CLA	C1B-CHB	2.09	1.46	1.41
22	b	6010	CLA	C1B-CHB	2.09	1.46	1.41
22	b	6013	CLA	C1B-CHB	2.09	1.46	1.41
22	b	6023	CLA	MG-NA	-2.09	2.01	2.06
22	b	6018	CLA	C1B-CHB	2.09	1.46	1.41
22	B	1015	CLA	C1B-CHB	2.08	1.46	1.41
22	B	1018	CLA	C1B-CHB	2.08	1.46	1.41
23	D	1039	PHO	C3A-C2A	-2.08	1.52	1.54
22	C	1030	CLA	MG-NA	-2.08	2.01	2.06
22	K	1034	CLA	C1B-CHB	2.08	1.46	1.41
22	C	1032	CLA	C1B-CHB	2.08	1.46	1.41
22	B	1011	CLA	C4C-C3C	2.08	1.48	1.45
22	b	6015	CLA	C1B-CHB	2.08	1.46	1.41
22	b	6016	CLA	C1B-CHB	2.08	1.46	1.41
22	a	6007	CLA	C1B-CHB	2.08	1.46	1.41

Continued on next page...

Continued from previous page...

Mol	Chain	Res	Type	Atoms	Z	Observed(Å)	Ideal(Å)
22	B	1012	CLA	C1B-CHB	2.07	1.46	1.41
22	c	6032	CLA	C1B-CHB	2.07	1.46	1.41
22	B	1022	CLA	C1B-CHB	2.07	1.46	1.41
22	B	1011	CLA	C1B-CHB	2.07	1.46	1.41
22	b	6012	CLA	C1B-CHB	2.07	1.46	1.41
22	c	6030	CLA	MG-NA	-2.07	2.01	2.06
22	k	6034	CLA	C1B-CHB	2.07	1.46	1.41
22	C	1030	CLA	C1B-CHB	2.06	1.46	1.41
22	c	6030	CLA	C1B-CHB	2.06	1.46	1.41
22	a	6003	CLA	MG-NA	-2.06	2.01	2.06
22	c	6029	CLA	MG-NA	-2.06	2.01	2.06
22	B	1011	CLA	C1C-C2C	2.06	1.48	1.44
22	b	6022	CLA	C1B-CHB	2.06	1.46	1.41
22	c	6035	CLA	MG-NA	-2.06	2.01	2.06
22	B	1009	CLA	MG-NA	-2.06	2.01	2.06
22	B	1021	CLA	C1B-CHB	2.06	1.46	1.41
25	b	6045	BCR	C30-C25	-2.05	1.50	1.53
22	b	6009	CLA	C1C-C2C	2.05	1.48	1.44
22	B	1009	CLA	C1C-C2C	2.05	1.48	1.44
22	b	6011	CLA	C1C-C2C	2.05	1.48	1.44
22	b	6024	CLA	MG-NA	-2.05	2.01	2.06
22	b	6021	CLA	C1B-CHB	2.05	1.46	1.41
23	A	1038	PHO	C3A-C2A	-2.04	1.52	1.54
22	C	1029	CLA	MG-NA	-2.04	2.01	2.06
22	A	1007	CLA	MG-NA	-2.04	2.01	2.06
22	c	6030	CLA	C4C-C3C	2.04	1.48	1.45
22	b	6018	CLA	MG-NA	-2.04	2.01	2.06
22	K	1034	CLA	MG-NA	-2.04	2.01	2.06
22	C	1030	CLA	C4C-C3C	2.04	1.48	1.45
22	C	1035	CLA	MG-NA	-2.03	2.01	2.06
23	a	6038	PHO	C3A-C2A	-2.03	1.52	1.54
22	A	1003	CLA	MG-NA	-2.03	2.01	2.06
22	a	6007	CLA	MG-NA	-2.03	2.01	2.06
22	k	6034	CLA	MG-NA	-2.03	2.01	2.06
22	B	1016	CLA	MG-NA	-2.03	2.01	2.06
22	d	6004	CLA	MG-NA	-2.03	2.01	2.06
22	b	6013	CLA	MG-NA	-2.03	2.01	2.06
25	k	6051	BCR	C1-C6	-2.03	1.51	1.53
22	c	6027	CLA	MG-NA	-2.02	2.01	2.06
22	C	1027	CLA	MG-NA	-2.02	2.01	2.06
22	B	1018	CLA	MG-NA	-2.02	2.01	2.06
22	c	6028	CLA	MG-NA	-2.02	2.01	2.06

Continued on next page...

Continued from previous page...

Mol	Chain	Res	Type	Atoms	Z	Observed(Å)	Ideal(Å)
22	c	6032	CLA	MG-NA	-2.02	2.01	2.06
22	A	1006	CLA	MG-NA	-2.02	2.01	2.06
22	B	1013	CLA	MG-NA	-2.02	2.01	2.06
25	b	6047	BCR	C30-C25	-2.02	1.51	1.53
22	B	1024	CLA	MG-NA	-2.02	2.01	2.06
22	C	1028	CLA	MG-NA	-2.02	2.01	2.06
22	a	6006	CLA	MG-NA	-2.02	2.01	2.06
22	C	1032	CLA	MG-NA	-2.02	2.01	2.06
22	c	6025	CLA	MG-NA	-2.02	2.01	2.06
25	z	6053	BCR	C30-C25	-2.02	1.51	1.53
22	c	6031	CLA	MG-NA	-2.01	2.01	2.06
22	H	1017	CLA	MG-NA	-2.01	2.01	2.06
25	B	1045	BCR	C30-C25	-2.01	1.51	1.53
22	B	1022	CLA	MG-NA	-2.01	2.01	2.06
22	C	1031	CLA	MG-NA	-2.01	2.01	2.06
24	a	6043	PQ9	C3-C2	2.01	1.39	1.34
25	z	6053	BCR	C1-C6	-2.01	1.51	1.53
22	C	1025	CLA	MG-NA	-2.01	2.01	2.06
22	C	1033	CLA	MG-NA	-2.01	2.01	2.06
22	B	1011	CLA	C1D-ND	-2.01	1.35	1.37
22	b	6019	CLA	MG-NA	-2.01	2.01	2.06
22	B	1019	CLA	MG-NA	-2.01	2.01	2.06
22	b	6023	CLA	C1D-ND	-2.00	1.35	1.37
22	b	6022	CLA	MG-NA	-2.00	2.01	2.06
22	c	6033	CLA	MG-NA	-2.00	2.01	2.06
22	D	1004	CLA	MG-NA	-2.00	2.01	2.06
25	H	1049	BCR	C1-C6	-2.00	1.51	1.53
24	d	6042	PQ9	C3-C2	2.00	1.39	1.34
25	Z	1053	BCR	C1-C6	-2.00	1.51	1.53

All (2469) bond angle outliers are listed below:

Mol	Chain	Res	Type	Atoms	Z	Observed(°)	Ideal(°)
25	b	6045	BCR	C16-C17-C18	28.75	168.34	127.31
25	B	1045	BCR	C16-C17-C18	28.73	168.32	127.31
25	T	6048	BCR	C15-C16-C17	26.43	177.62	123.47
25	B	1048	BCR	C15-C16-C17	26.41	177.57	123.47
25	Z	1053	BCR	C15-C16-C17	26.10	176.94	123.47
25	z	6053	BCR	C15-C16-C17	26.09	176.92	123.47
25	k	6052	BCR	C15-C16-C17	25.82	176.36	123.47
25	C	1052	BCR	C15-C16-C17	25.79	176.31	123.47
25	b	6047	BCR	C20-C21-C22	25.41	163.58	127.31

Continued on next page...

Continued from previous page...

Mol	Chain	Res	Type	Atoms	Z	Observed(°)	Ideal(°)
25	B	1047	BCR	C20-C21-C22	25.41	163.57	127.31
25	a	6044	BCR	C7-C8-C9	24.77	163.66	126.23
25	A	1044	BCR	C7-C8-C9	24.74	163.62	126.23
25	a	6044	BCR	C15-C16-C17	24.05	172.74	123.47
25	A	1044	BCR	C15-C16-C17	24.04	172.71	123.47
25	H	1049	BCR	C15-C16-C17	22.88	170.34	123.47
25	h	6049	BCR	C15-C16-C17	22.87	170.32	123.47
25	k	6052	BCR	C16-C15-C14	22.17	168.88	123.47
25	C	1052	BCR	C16-C15-C14	22.14	168.82	123.47
25	t	1046	BCR	C15-C16-C17	21.00	166.48	123.47
25	T	6046	BCR	C15-C16-C17	20.98	166.45	123.47
25	T	6046	BCR	C20-C21-C22	20.88	157.12	127.31
25	t	1046	BCR	C20-C21-C22	20.83	157.04	127.31
25	Z	1053	BCR	C16-C15-C14	20.32	165.11	123.47
25	z	6053	BCR	C16-C15-C14	20.31	165.08	123.47
25	A	1044	BCR	C20-C21-C22	19.25	154.78	127.31
25	a	6044	BCR	C20-C21-C22	19.25	154.78	127.31
25	C	1052	BCR	C20-C21-C22	18.90	154.29	127.31
25	k	6052	BCR	C20-C21-C22	18.90	154.28	127.31
25	T	6046	BCR	C16-C15-C14	18.41	161.19	123.47
25	t	1046	BCR	C16-C15-C14	18.40	161.16	123.47
25	C	1054	BCR	C15-C16-C17	16.97	158.24	123.47
25	c	6054	BCR	C15-C16-C17	16.96	158.21	123.47
25	T	6046	BCR	C21-C20-C19	16.85	175.81	123.22
25	t	1046	BCR	C21-C20-C19	16.85	175.79	123.22
25	K	1051	BCR	C16-C15-C14	16.81	157.91	123.47
25	k	6051	BCR	C16-C15-C14	16.80	157.90	123.47
25	C	1052	BCR	C10-C11-C12	16.50	174.71	123.22
25	k	6052	BCR	C10-C11-C12	16.50	174.69	123.22
25	T	6048	BCR	C21-C20-C19	16.08	173.41	123.22
25	B	1048	BCR	C21-C20-C19	16.08	173.41	123.22
25	a	6044	BCR	C21-C20-C19	15.98	173.08	123.22
25	A	1044	BCR	C21-C20-C19	15.97	173.04	123.22
25	a	6044	BCR	C16-C17-C18	15.95	150.07	127.31
25	A	1044	BCR	C16-C17-C18	15.95	150.07	127.31
25	C	1052	BCR	C21-C20-C19	15.54	171.71	123.22
25	k	6052	BCR	C21-C20-C19	15.53	171.69	123.22
25	c	6054	BCR	C10-C11-C12	15.48	171.52	123.22
25	C	1054	BCR	C10-C11-C12	15.47	171.50	123.22
25	B	1048	BCR	C16-C15-C14	15.47	155.16	123.47
25	T	6048	BCR	C16-C15-C14	15.46	155.15	123.47
25	B	1045	BCR	C15-C16-C17	15.46	155.15	123.47

Continued on next page...

Continued from previous page...

Mol	Chain	Res	Type	Atoms	Z	Observed(°)	Ideal(°)
25	b	6045	BCR	C15-C16-C17	15.43	155.08	123.47
25	d	6050	BCR	C16-C15-C14	15.41	155.04	123.47
25	D	1050	BCR	C16-C15-C14	15.38	154.98	123.47
25	b	6047	BCR	C15-C16-C17	15.10	154.41	123.47
25	B	1047	BCR	C15-C16-C17	15.09	154.38	123.47
25	D	1050	BCR	C15-C16-C17	14.99	154.18	123.47
25	k	6051	BCR	C15-C16-C17	14.99	154.18	123.47
25	d	6050	BCR	C15-C16-C17	14.99	154.18	123.47
25	K	1051	BCR	C15-C16-C17	14.97	154.14	123.47
25	d	6050	BCR	C20-C21-C22	14.65	148.22	127.31
25	H	1049	BCR	C16-C15-C14	14.65	153.48	123.47
25	h	6049	BCR	C16-C15-C14	14.64	153.46	123.47
25	D	1050	BCR	C20-C21-C22	14.62	148.17	127.31
25	c	6054	BCR	C16-C15-C14	14.47	153.11	123.47
25	C	1054	BCR	C16-C15-C14	14.46	153.09	123.47
25	B	1045	BCR	C10-C11-C12	14.37	168.05	123.22
25	b	6045	BCR	C10-C11-C12	14.35	168.01	123.22
25	a	6044	BCR	C16-C15-C14	14.32	152.81	123.47
25	A	1044	BCR	C16-C15-C14	14.29	152.74	123.47
25	c	6054	BCR	C11-C12-C13	13.60	164.62	126.42
25	C	1054	BCR	C11-C12-C13	13.59	164.60	126.42
25	T	6048	BCR	C20-C21-C22	12.95	145.79	127.31
25	B	1048	BCR	C20-C21-C22	12.95	145.79	127.31
25	k	6052	BCR	C16-C17-C18	12.44	145.06	127.31
25	b	6045	BCR	C16-C15-C14	12.42	148.92	123.47
25	C	1052	BCR	C16-C17-C18	12.42	145.04	127.31
25	B	1045	BCR	C16-C15-C14	12.42	148.92	123.47
25	b	6045	BCR	C7-C8-C9	12.40	144.97	126.23
25	B	1045	BCR	C7-C8-C9	12.37	144.93	126.23
25	A	1044	BCR	C11-C12-C13	12.26	160.85	126.42
25	a	6044	BCR	C11-C12-C13	12.25	160.83	126.42
25	B	1048	BCR	C16-C17-C18	12.24	144.78	127.31
25	D	1050	BCR	C11-C12-C13	12.20	160.70	126.42
25	d	6050	BCR	C11-C12-C13	12.20	160.70	126.42
25	T	6048	BCR	C16-C17-C18	12.20	144.72	127.31
25	Z	1053	BCR	C7-C8-C9	11.80	144.06	126.23
25	z	6053	BCR	C7-C8-C9	11.77	144.02	126.23
25	z	6053	BCR	C10-C11-C12	11.62	159.48	123.22
25	Z	1053	BCR	C10-C11-C12	11.61	159.45	123.22
25	t	1046	BCR	C16-C17-C18	11.57	143.82	127.31
25	T	6046	BCR	C16-C17-C18	11.54	143.78	127.31
25	d	6050	BCR	C10-C11-C12	10.86	157.10	123.22

Continued on next page...

Continued from previous page...

Mol	Chain	Res	Type	Atoms	Z	Observed(°)	Ideal(°)
25	D	1050	BCR	C10-C11-C12	10.85	157.08	123.22
25	a	6044	BCR	C10-C11-C12	10.69	156.56	123.22
25	A	1044	BCR	C10-C11-C12	10.68	156.55	123.22
25	k	6052	BCR	C11-C12-C13	10.64	156.30	126.42
25	C	1052	BCR	C11-C12-C13	10.63	156.29	126.42
25	h	6049	BCR	C10-C11-C12	10.60	156.29	123.22
25	k	6051	BCR	C11-C12-C13	10.59	156.17	126.42
25	H	1049	BCR	C10-C11-C12	10.58	156.24	123.22
25	K	1051	BCR	C11-C12-C13	10.58	156.14	126.42
25	B	1048	BCR	C20-C19-C18	10.53	156.01	126.42
25	T	6048	BCR	C20-C19-C18	10.52	155.97	126.42
25	k	6051	BCR	C20-C21-C22	10.38	142.12	127.31
25	K	1051	BCR	C20-C21-C22	10.35	142.08	127.31
25	C	1054	BCR	C16-C17-C18	10.26	141.95	127.31
25	c	6054	BCR	C16-C17-C18	10.24	141.93	127.31
25	H	1049	BCR	C16-C17-C18	10.24	141.93	127.31
25	h	6049	BCR	C16-C17-C18	10.24	141.93	127.31
25	C	1054	BCR	C20-C21-C22	10.20	141.87	127.31
25	c	6054	BCR	C20-C21-C22	10.19	141.86	127.31
25	H	1049	BCR	C20-C21-C22	10.12	141.75	127.31
25	K	1051	BCR	C16-C17-C18	10.11	141.74	127.31
25	D	1050	BCR	C16-C17-C18	10.11	141.74	127.31
25	k	6051	BCR	C16-C17-C18	10.10	141.72	127.31
25	d	6050	BCR	C16-C17-C18	10.09	141.71	127.31
25	B	1047	BCR	C16-C17-C18	10.08	141.69	127.31
25	z	6053	BCR	C16-C17-C18	10.08	141.69	127.31
25	b	6047	BCR	C16-C17-C18	10.07	141.68	127.31
25	Z	1053	BCR	C16-C17-C18	10.06	141.67	127.31
25	h	6049	BCR	C20-C21-C22	10.05	141.66	127.31
25	B	1045	BCR	C20-C21-C22	10.04	141.63	127.31
25	Z	1053	BCR	C20-C21-C22	10.03	141.63	127.31
25	d	6050	BCR	C21-C20-C19	10.02	154.49	123.22
25	D	1050	BCR	C21-C20-C19	10.02	154.47	123.22
25	z	6053	BCR	C20-C21-C22	10.01	141.60	127.31
25	b	6045	BCR	C20-C21-C22	10.01	141.59	127.31
25	b	6047	BCR	C21-C20-C19	9.96	154.30	123.22
25	c	6054	BCR	C21-C20-C19	9.96	154.29	123.22
25	B	1047	BCR	C21-C20-C19	9.95	154.27	123.22
25	C	1054	BCR	C21-C20-C19	9.95	154.27	123.22
25	h	6049	BCR	C21-C20-C19	9.92	154.17	123.22
25	b	6045	BCR	C21-C20-C19	9.92	154.16	123.22
25	H	1049	BCR	C21-C20-C19	9.91	154.13	123.22

Continued on next page...

Continued from previous page...

Mol	Chain	Res	Type	Atoms	Z	Observed(°)	Ideal(°)
25	B	1045	BCR	C21-C20-C19	9.90	154.11	123.22
25	z	6053	BCR	C21-C20-C19	9.90	154.11	123.22
25	K	1051	BCR	C21-C20-C19	9.89	154.09	123.22
25	k	6051	BCR	C21-C20-C19	9.89	154.07	123.22
25	Z	1053	BCR	C21-C20-C19	9.88	154.04	123.22
25	k	6051	BCR	C7-C8-C9	9.86	141.13	126.23
25	K	1051	BCR	C7-C8-C9	9.82	141.07	126.23
25	T	6048	BCR	C7-C8-C9	9.75	140.96	126.23
25	B	1048	BCR	C7-C8-C9	9.71	140.91	126.23
25	B	1048	BCR	C11-C12-C13	9.62	153.45	126.42
25	T	6048	BCR	C11-C12-C13	9.62	153.43	126.42
25	K	1051	BCR	C10-C11-C12	9.07	151.51	123.22
25	k	6051	BCR	C10-C11-C12	9.06	151.48	123.22
25	B	1047	BCR	C7-C8-C9	9.04	139.90	126.23
25	b	6047	BCR	C7-C8-C9	9.02	139.86	126.23
25	b	6047	BCR	C16-C15-C14	9.01	141.93	123.47
25	B	1047	BCR	C16-C15-C14	9.00	141.91	123.47
25	h	6049	BCR	C11-C12-C13	8.94	151.52	126.42
23	a	6038	PHO	CMD-C2D-C3D	-8.93	107.97	124.68
23	A	1038	PHO	CMD-C2D-C3D	-8.93	107.97	124.68
23	d	6039	PHO	CMD-C2D-C3D	-8.92	107.99	124.68
23	D	1039	PHO	CMD-C2D-C3D	-8.92	107.99	124.68
25	H	1049	BCR	C11-C12-C13	8.92	151.46	126.42
25	c	6054	BCR	C7-C8-C9	8.76	139.47	126.23
25	C	1054	BCR	C7-C8-C9	8.74	139.44	126.23
25	Z	1053	BCR	C11-C12-C13	8.66	150.74	126.42
25	z	6053	BCR	C11-C12-C13	8.66	150.74	126.42
25	T	6046	BCR	C10-C11-C12	8.38	149.38	123.22
25	t	1046	BCR	C10-C11-C12	8.37	149.35	123.22
22	d	6008	CLA	CMD-C2D-C1D	8.28	139.31	124.71
22	B	1021	CLA	CMD-C2D-C1D	8.26	139.27	124.71
22	b	6018	CLA	CMD-C2D-C1D	8.25	139.26	124.71
22	D	1008	CLA	CMD-C2D-C1D	8.25	139.26	124.71
22	C	1029	CLA	CMD-C2D-C1D	8.25	139.25	124.71
22	c	6029	CLA	CMD-C2D-C1D	8.25	139.25	124.71
22	a	6003	CLA	CMD-C2D-C1D	8.25	139.25	124.71
22	C	1030	CLA	CMD-C2D-C1D	8.24	139.24	124.71
22	b	6023	CLA	CMD-C2D-C1D	8.24	139.23	124.71
22	c	6030	CLA	CMD-C2D-C1D	8.24	139.23	124.71
22	b	6021	CLA	CMD-C2D-C1D	8.23	139.22	124.71
22	c	6026	CLA	CMD-C2D-C1D	8.23	139.21	124.71
22	A	1003	CLA	CMD-C2D-C1D	8.23	139.21	124.71

Continued on next page...

Continued from previous page...

Mol	Chain	Res	Type	Atoms	Z	Observed(°)	Ideal(°)
22	c	6035	CLA	CMD-C2D-C1D	8.23	139.21	124.71
22	B	1018	CLA	CMD-C2D-C1D	8.22	139.20	124.71
22	C	1026	CLA	CMD-C2D-C1D	8.22	139.20	124.71
22	K	1034	CLA	CMD-C2D-C1D	8.22	139.20	124.71
22	B	1023	CLA	CMD-C2D-C1D	8.22	139.20	124.71
22	k	6034	CLA	CMD-C2D-C1D	8.22	139.20	124.71
22	b	6020	CLA	CMD-C2D-C1D	8.22	139.19	124.71
22	c	6027	CLA	CMD-C2D-C1D	8.22	139.19	124.71
22	B	1020	CLA	CMD-C2D-C1D	8.21	139.19	124.71
22	D	1005	CLA	CMD-C2D-C1D	8.21	139.19	124.71
22	C	1025	CLA	CMD-C2D-C1D	8.21	139.19	124.71
22	B	1015	CLA	CMD-C2D-C1D	8.21	139.18	124.71
22	C	1033	CLA	CMD-C2D-C1D	8.21	139.18	124.71
22	c	6025	CLA	CMD-C2D-C1D	8.21	139.18	124.71
22	C	1036	CLA	CMD-C2D-C1D	8.21	139.18	124.71
22	d	6005	CLA	CMD-C2D-C1D	8.21	139.18	124.71
22	B	1024	CLA	CMD-C2D-C1D	8.21	139.18	124.71
22	b	6012	CLA	CMD-C2D-C1D	8.21	139.17	124.71
22	b	6024	CLA	CMD-C2D-C1D	8.20	139.17	124.71
22	C	1031	CLA	CMD-C2D-C1D	8.20	139.17	124.71
22	b	6010	CLA	CMD-C2D-C1D	8.20	139.17	124.71
22	b	6015	CLA	CMD-C2D-C1D	8.20	139.17	124.71
22	c	6036	CLA	CMD-C2D-C1D	8.20	139.17	124.71
22	b	6022	CLA	CMD-C2D-C1D	8.20	139.17	124.71
22	A	1007	CLA	CMD-C2D-C1D	8.20	139.16	124.71
22	B	1016	CLA	CMD-C2D-C1D	8.20	139.16	124.71
22	B	1014	CLA	CMD-C2D-C1D	8.20	139.16	124.71
22	C	1027	CLA	CMD-C2D-C1D	8.20	139.16	124.71
22	B	1019	CLA	CMD-C2D-C1D	8.20	139.16	124.71
22	c	6031	CLA	CMD-C2D-C1D	8.20	139.16	124.71
22	C	1032	CLA	CMD-C2D-C1D	8.19	139.15	124.71
22	b	6016	CLA	CMD-C2D-C1D	8.19	139.15	124.71
22	B	1022	CLA	CMD-C2D-C1D	8.19	139.15	124.71
22	C	1035	CLA	CMD-C2D-C1D	8.19	139.15	124.71
22	b	6019	CLA	CMD-C2D-C1D	8.19	139.15	124.71
22	C	1037	CLA	CMD-C2D-C1D	8.19	139.15	124.71
22	B	1012	CLA	CMD-C2D-C1D	8.19	139.15	124.71
22	d	6004	CLA	CMD-C2D-C1D	8.19	139.14	124.71
22	h	6017	CLA	CMD-C2D-C1D	8.19	139.14	124.71
22	a	6006	CLA	CMD-C2D-C1D	8.18	139.14	124.71
22	c	6033	CLA	CMD-C2D-C1D	8.18	139.14	124.71
22	D	1004	CLA	CMD-C2D-C1D	8.18	139.13	124.71

Continued on next page...

Continued from previous page...

Mol	Chain	Res	Type	Atoms	Z	Observed(°)	Ideal(°)
22	B	1010	CLA	CMD-C2D-C1D	8.18	139.13	124.71
22	a	6007	CLA	CMD-C2D-C1D	8.18	139.13	124.71
22	c	6037	CLA	CMD-C2D-C1D	8.18	139.13	124.71
22	C	1028	CLA	CMD-C2D-C1D	8.18	139.12	124.71
22	H	1017	CLA	CMD-C2D-C1D	8.18	139.12	124.71
22	B	1013	CLA	CMD-C2D-C1D	8.17	139.12	124.71
22	b	6013	CLA	CMD-C2D-C1D	8.17	139.12	124.71
22	c	6032	CLA	CMD-C2D-C1D	8.17	139.12	124.71
22	A	1006	CLA	CMD-C2D-C1D	8.17	139.12	124.71
22	b	6014	CLA	CMD-C2D-C1D	8.17	139.12	124.71
22	c	6028	CLA	CMD-C2D-C1D	8.17	139.11	124.71
25	B	1048	BCR	C10-C11-C12	8.17	148.70	123.22
25	T	6048	BCR	C10-C11-C12	8.16	148.68	123.22
22	B	1009	CLA	CMD-C2D-C1D	8.15	139.08	124.71
22	b	6009	CLA	CMD-C2D-C1D	8.15	139.07	124.71
22	B	1011	CLA	CMD-C2D-C1D	8.11	139.01	124.71
22	b	6011	CLA	CMD-C2D-C1D	8.10	138.98	124.71
25	c	6054	BCR	C20-C19-C18	7.96	148.77	126.42
25	C	1054	BCR	C20-C19-C18	7.95	148.74	126.42
25	d	6050	BCR	C7-C8-C9	7.63	137.77	126.23
25	D	1050	BCR	C7-C8-C9	7.62	137.75	126.23
25	H	1049	BCR	C7-C8-C9	7.49	137.56	126.23
25	h	6049	BCR	C7-C8-C9	7.47	137.53	126.23
23	A	1038	PHO	CMC-C2C-C3C	-7.39	111.01	124.94
23	d	6039	PHO	CMC-C2C-C3C	-7.39	111.01	124.94
23	D	1039	PHO	CMC-C2C-C3C	-7.38	111.03	124.94
23	a	6038	PHO	CMC-C2C-C3C	-7.37	111.05	124.94
23	a	6038	PHO	O2D-CGD-CBD	7.28	120.22	111.00
23	A	1038	PHO	O2D-CGD-CBD	7.28	120.22	111.00
23	D	1039	PHO	O2D-CGD-CBD	7.22	120.15	111.00
23	d	6039	PHO	O2D-CGD-CBD	7.18	120.10	111.00
22	B	1009	CLA	C2C-C1C-NC	7.00	116.53	109.97
22	b	6009	CLA	C2C-C1C-NC	7.00	116.53	109.97
22	B	1010	CLA	C2C-C1C-NC	6.86	116.39	109.97
22	D	1008	CLA	C2C-C1C-NC	6.84	116.38	109.97
22	b	6024	CLA	C2C-C1C-NC	6.83	116.37	109.97
22	B	1024	CLA	C2C-C1C-NC	6.83	116.37	109.97
22	b	6010	CLA	C2C-C1C-NC	6.83	116.37	109.97
22	d	6005	CLA	C2C-C1C-NC	6.83	116.37	109.97
22	k	6034	CLA	C2C-C1C-NC	6.83	116.37	109.97
22	d	6008	CLA	C2C-C1C-NC	6.83	116.37	109.97
22	D	1005	CLA	C2C-C1C-NC	6.83	116.37	109.97

Continued on next page...

Continued from previous page...

Mol	Chain	Res	Type	Atoms	Z	Observed(°)	Ideal(°)
22	b	6014	CLA	C2C-C1C-NC	6.82	116.36	109.97
22	K	1034	CLA	C2C-C1C-NC	6.82	116.36	109.97
22	c	6029	CLA	C2C-C1C-NC	6.82	116.36	109.97
22	c	6031	CLA	C2C-C1C-NC	6.82	116.36	109.97
22	c	6033	CLA	C2C-C1C-NC	6.82	116.36	109.97
22	B	1021	CLA	C2C-C1C-NC	6.82	116.36	109.97
25	B	1047	BCR	C10-C11-C12	6.81	144.48	123.22
22	c	6035	CLA	C2C-C1C-NC	6.81	116.36	109.97
22	b	6022	CLA	C2C-C1C-NC	6.81	116.35	109.97
25	b	6047	BCR	C10-C11-C12	6.81	144.47	123.22
22	A	1007	CLA	C2C-C1C-NC	6.81	116.35	109.97
22	a	6007	CLA	C2C-C1C-NC	6.81	116.35	109.97
22	C	1029	CLA	C2C-C1C-NC	6.80	116.35	109.97
22	a	6006	CLA	C2C-C1C-NC	6.80	116.34	109.97
22	b	6023	CLA	C2C-C1C-NC	6.80	116.34	109.97
22	B	1019	CLA	C2C-C1C-NC	6.80	116.34	109.97
22	b	6013	CLA	C2C-C1C-NC	6.80	116.34	109.97
22	b	6021	CLA	C2C-C1C-NC	6.80	116.34	109.97
22	b	6012	CLA	C2C-C1C-NC	6.80	116.34	109.97
22	C	1033	CLA	C2C-C1C-NC	6.80	116.34	109.97
22	C	1035	CLA	C2C-C1C-NC	6.80	116.34	109.97
22	C	1025	CLA	C2C-C1C-NC	6.79	116.34	109.97
22	C	1026	CLA	C2C-C1C-NC	6.79	116.34	109.97
22	c	6028	CLA	C2C-C1C-NC	6.79	116.34	109.97
22	B	1013	CLA	C2C-C1C-NC	6.79	116.33	109.97
22	c	6026	CLA	C2C-C1C-NC	6.79	116.33	109.97
22	b	6019	CLA	C2C-C1C-NC	6.79	116.33	109.97
22	b	6020	CLA	C2C-C1C-NC	6.79	116.33	109.97
22	D	1004	CLA	C2C-C1C-NC	6.78	116.33	109.97
22	B	1014	CLA	C2C-C1C-NC	6.78	116.33	109.97
22	B	1022	CLA	C2C-C1C-NC	6.78	116.33	109.97
22	H	1017	CLA	C2C-C1C-NC	6.78	116.33	109.97
22	b	6018	CLA	C2C-C1C-NC	6.78	116.32	109.97
22	a	6003	CLA	C2C-C1C-NC	6.78	116.32	109.97
22	B	1020	CLA	C2C-C1C-NC	6.78	116.32	109.97
22	B	1016	CLA	C2C-C1C-NC	6.78	116.32	109.97
22	B	1012	CLA	C2C-C1C-NC	6.78	116.32	109.97
22	B	1015	CLA	C2C-C1C-NC	6.78	116.32	109.97
22	B	1018	CLA	C2C-C1C-NC	6.78	116.32	109.97
22	c	6036	CLA	C2C-C1C-NC	6.78	116.32	109.97
22	A	1006	CLA	C2C-C1C-NC	6.77	116.32	109.97
22	C	1031	CLA	C2C-C1C-NC	6.77	116.32	109.97

Continued on next page...

Continued from previous page...

Mol	Chain	Res	Type	Atoms	Z	Observed(°)	Ideal(°)
22	C	1036	CLA	C2C-C1C-NC	6.77	116.31	109.97
22	B	1011	CLA	C2C-C1C-NC	6.76	116.31	109.97
22	A	1003	CLA	C2C-C1C-NC	6.76	116.31	109.97
22	b	6015	CLA	C2C-C1C-NC	6.76	116.31	109.97
22	h	6017	CLA	C2C-C1C-NC	6.76	116.30	109.97
22	C	1028	CLA	C2C-C1C-NC	6.76	116.30	109.97
22	C	1027	CLA	C2C-C1C-NC	6.75	116.30	109.97
22	B	1023	CLA	C2C-C1C-NC	6.75	116.30	109.97
22	c	6025	CLA	C2C-C1C-NC	6.75	116.29	109.97
22	c	6027	CLA	C2C-C1C-NC	6.74	116.29	109.97
22	C	1032	CLA	C2C-C1C-NC	6.74	116.28	109.97
22	b	6011	CLA	C2C-C1C-NC	6.74	116.28	109.97
22	d	6004	CLA	C2C-C1C-NC	6.73	116.28	109.97
22	C	1037	CLA	C2C-C1C-NC	6.73	116.28	109.97
22	c	6032	CLA	C2C-C1C-NC	6.73	116.28	109.97
22	b	6016	CLA	C2C-C1C-NC	6.72	116.27	109.97
22	C	1030	CLA	C2C-C1C-NC	6.71	116.25	109.97
22	c	6030	CLA	C2C-C1C-NC	6.70	116.25	109.97
22	c	6037	CLA	C2C-C1C-NC	6.69	116.23	109.97
22	b	6020	CLA	CHD-C1D-ND	-6.56	118.42	124.45
22	b	6012	CLA	CHD-C1D-ND	-6.55	118.44	124.45
22	b	6016	CLA	CHD-C1D-ND	-6.53	118.45	124.45
22	k	6034	CLA	CHD-C1D-ND	-6.53	118.46	124.45
22	b	6023	CLA	CHD-C1D-ND	-6.52	118.46	124.45
22	B	1012	CLA	CHD-C1D-ND	-6.52	118.47	124.45
22	b	6021	CLA	CHD-C1D-ND	-6.51	118.47	124.45
22	B	1023	CLA	CHD-C1D-ND	-6.51	118.47	124.45
22	C	1033	CLA	CHD-C1D-ND	-6.51	118.47	124.45
22	C	1035	CLA	CHD-C1D-ND	-6.50	118.48	124.45
22	b	6015	CLA	CHD-C1D-ND	-6.50	118.48	124.45
22	A	1003	CLA	CHD-C1D-ND	-6.50	118.48	124.45
22	B	1018	CLA	CHD-C1D-ND	-6.50	118.48	124.45
22	c	6032	CLA	CHD-C1D-ND	-6.50	118.48	124.45
22	B	1020	CLA	CHD-C1D-ND	-6.50	118.48	124.45
22	A	1006	CLA	CHD-C1D-ND	-6.50	118.48	124.45
22	a	6006	CLA	CHD-C1D-ND	-6.50	118.48	124.45
22	c	6025	CLA	CHD-C1D-ND	-6.49	118.49	124.45
22	A	1007	CLA	CHD-C1D-ND	-6.49	118.49	124.45
22	K	1034	CLA	CHD-C1D-ND	-6.49	118.49	124.45
22	B	1021	CLA	CHD-C1D-ND	-6.49	118.49	124.45
22	a	6007	CLA	CHD-C1D-ND	-6.49	118.49	124.45
22	B	1015	CLA	CHD-C1D-ND	-6.49	118.49	124.45

Continued on next page...

Continued from previous page...

Mol	Chain	Res	Type	Atoms	Z	Observed(°)	Ideal(°)
22	C	1036	CLA	CHD-C1D-ND	-6.49	118.49	124.45
22	B	1014	CLA	CHD-C1D-ND	-6.48	118.50	124.45
22	c	6036	CLA	CHD-C1D-ND	-6.48	118.50	124.45
22	D	1005	CLA	CHD-C1D-ND	-6.47	118.50	124.45
22	c	6027	CLA	CHD-C1D-ND	-6.47	118.51	124.45
22	b	6014	CLA	CHD-C1D-ND	-6.47	118.51	124.45
22	c	6035	CLA	CHD-C1D-ND	-6.47	118.51	124.45
22	d	6004	CLA	CHD-C1D-ND	-6.47	118.51	124.45
22	C	1031	CLA	CHD-C1D-ND	-6.47	118.51	124.45
22	C	1032	CLA	CHD-C1D-ND	-6.47	118.51	124.45
22	d	6005	CLA	CHD-C1D-ND	-6.47	118.51	124.45
22	h	6017	CLA	CHD-C1D-ND	-6.47	118.51	124.45
22	B	1016	CLA	CHD-C1D-ND	-6.47	118.51	124.45
22	b	6018	CLA	CHD-C1D-ND	-6.47	118.51	124.45
22	D	1004	CLA	CHD-C1D-ND	-6.47	118.51	124.45
22	a	6003	CLA	CHD-C1D-ND	-6.47	118.51	124.45
22	b	6019	CLA	CHD-C1D-ND	-6.47	118.51	124.45
22	B	1019	CLA	CHD-C1D-ND	-6.46	118.52	124.45
22	c	6033	CLA	CHD-C1D-ND	-6.46	118.52	124.45
22	C	1025	CLA	CHD-C1D-ND	-6.46	118.52	124.45
22	H	1017	CLA	CHD-C1D-ND	-6.46	118.52	124.45
22	B	1022	CLA	CHD-C1D-ND	-6.45	118.52	124.45
22	c	6026	CLA	CHD-C1D-ND	-6.45	118.52	124.45
31	v	6041	HEM	C4D-ND-C1D	6.45	111.74	105.07
22	C	1026	CLA	CHD-C1D-ND	-6.45	118.53	124.45
22	C	1027	CLA	CHD-C1D-ND	-6.45	118.53	124.45
22	B	1024	CLA	CHD-C1D-ND	-6.44	118.53	124.45
22	c	6031	CLA	CHD-C1D-ND	-6.44	118.53	124.45
22	b	6013	CLA	CHD-C1D-ND	-6.44	118.54	124.45
22	C	1028	CLA	CHD-C1D-ND	-6.43	118.54	124.45
22	C	1037	CLA	CHD-C1D-ND	-6.43	118.55	124.45
31	V	1041	HEM	C4D-ND-C1D	6.43	111.71	105.07
31	f	6040	HEM	C4D-ND-C1D	6.43	111.71	105.07
22	c	6028	CLA	CHD-C1D-ND	-6.42	118.55	124.45
22	B	1013	CLA	CHD-C1D-ND	-6.41	118.56	124.45
22	B	1010	CLA	CHD-C1D-ND	-6.41	118.56	124.45
31	F	1040	HEM	C4D-ND-C1D	6.41	111.69	105.07
22	c	6029	CLA	CHD-C1D-ND	-6.41	118.57	124.45
22	c	6037	CLA	CHD-C1D-ND	-6.40	118.57	124.45
22	b	6022	CLA	CHD-C1D-ND	-6.40	118.57	124.45
22	b	6024	CLA	CHD-C1D-ND	-6.40	118.58	124.45
22	c	6030	CLA	CHD-C1D-ND	-6.40	118.58	124.45

Continued on next page...

Continued from previous page...

Mol	Chain	Res	Type	Atoms	Z	Observed(°)	Ideal(°)
22	C	1029	CLA	CHD-C1D-ND	-6.39	118.58	124.45
22	C	1030	CLA	CHD-C1D-ND	-6.38	118.59	124.45
22	b	6010	CLA	CHD-C1D-ND	-6.35	118.62	124.45
22	b	6011	CLA	CHD-C1D-ND	-6.31	118.65	124.45
22	d	6008	CLA	CHD-C1D-ND	-6.29	118.67	124.45
22	b	6009	CLA	CHD-C1D-ND	-6.29	118.68	124.45
22	D	1008	CLA	CHD-C1D-ND	-6.28	118.69	124.45
22	B	1011	CLA	CHD-C1D-ND	-6.27	118.69	124.45
22	B	1009	CLA	CHD-C1D-ND	-6.27	118.69	124.45
25	B	1047	BCR	C20-C19-C18	6.15	143.68	126.42
25	b	6047	BCR	C20-C19-C18	6.14	143.67	126.42
25	C	1052	BCR	C30-C25-C26	-5.97	114.21	122.61
25	D	1050	BCR	C20-C19-C18	5.94	143.10	126.42
25	k	6052	BCR	C30-C25-C26	-5.94	114.25	122.61
25	d	6050	BCR	C20-C19-C18	5.93	143.07	126.42
25	B	1045	BCR	C20-C19-C18	5.69	142.39	126.42
25	b	6045	BCR	C20-C19-C18	5.67	142.34	126.42
25	B	1047	BCR	C11-C12-C13	5.47	141.78	126.42
25	h	6049	BCR	C20-C19-C18	5.46	141.74	126.42
25	H	1049	BCR	C20-C19-C18	5.45	141.74	126.42
25	b	6047	BCR	C11-C12-C13	5.45	141.74	126.42
25	k	6052	BCR	C20-C19-C18	5.44	141.71	126.42
25	k	6051	BCR	C20-C19-C18	5.44	141.69	126.42
25	C	1052	BCR	C20-C19-C18	5.43	141.66	126.42
25	K	1051	BCR	C20-C19-C18	5.43	141.66	126.42
25	Z	1053	BCR	C20-C19-C18	5.43	141.66	126.42
25	b	6045	BCR	C11-C12-C13	5.42	141.65	126.42
25	B	1045	BCR	C11-C12-C13	5.42	141.63	126.42
25	z	6053	BCR	C20-C19-C18	5.41	141.62	126.42
25	T	6046	BCR	C20-C19-C18	5.38	141.54	126.42
25	t	1046	BCR	C20-C19-C18	5.35	141.46	126.42
25	h	6049	BCR	C15-C14-C13	-5.18	119.92	127.31
25	c	6054	BCR	C15-C14-C13	-5.17	119.94	127.31
25	C	1054	BCR	C15-C14-C13	-5.16	119.95	127.31
25	k	6051	BCR	C11-C10-C9	-5.15	119.95	127.31
25	k	6052	BCR	C11-C10-C9	-5.15	119.95	127.31
25	B	1045	BCR	C15-C14-C13	-5.15	119.96	127.31
25	C	1052	BCR	C11-C10-C9	-5.15	119.97	127.31
25	A	1044	BCR	C20-C19-C18	5.14	140.87	126.42
25	D	1050	BCR	C11-C10-C9	-5.14	119.97	127.31
25	a	6044	BCR	C20-C19-C18	5.14	140.86	126.42
25	b	6045	BCR	C15-C14-C13	-5.14	119.97	127.31

Continued on next page...

Continued from previous page...

Mol	Chain	Res	Type	Atoms	Z	Observed(°)	Ideal(°)
25	H	1049	BCR	C15-C14-C13	-5.14	119.98	127.31
25	B	1045	BCR	C11-C10-C9	-5.13	119.98	127.31
25	Z	1053	BCR	C15-C14-C13	-5.13	119.98	127.31
25	z	6053	BCR	C15-C14-C13	-5.13	119.98	127.31
25	K	1051	BCR	C11-C10-C9	-5.13	119.99	127.31
25	b	6045	BCR	C11-C10-C9	-5.13	119.99	127.31
25	d	6050	BCR	C11-C10-C9	-5.13	119.99	127.31
25	b	6047	BCR	C15-C14-C13	-5.13	119.99	127.31
25	B	1047	BCR	C15-C14-C13	-5.13	119.99	127.31
25	Z	1053	BCR	C11-C10-C9	-5.13	120.00	127.31
25	b	6047	BCR	C11-C10-C9	-5.12	120.00	127.31
25	d	6050	BCR	C15-C14-C13	-5.12	120.00	127.31
25	H	1049	BCR	C11-C10-C9	-5.12	120.00	127.31
25	C	1052	BCR	C15-C14-C13	-5.12	120.01	127.31
25	T	6046	BCR	C11-C12-C13	5.12	140.79	126.42
25	K	1051	BCR	C15-C14-C13	-5.11	120.02	127.31
25	T	6048	BCR	C15-C14-C13	-5.11	120.02	127.31
25	D	1050	BCR	C15-C14-C13	-5.11	120.02	127.31
25	T	6048	BCR	C11-C10-C9	-5.11	120.02	127.31
25	c	6054	BCR	C11-C10-C9	-5.10	120.03	127.31
25	B	1047	BCR	C11-C10-C9	-5.10	120.03	127.31
25	B	1048	BCR	C11-C10-C9	-5.10	120.03	127.31
25	k	6051	BCR	C15-C14-C13	-5.10	120.03	127.31
25	B	1048	BCR	C15-C14-C13	-5.10	120.03	127.31
25	t	1046	BCR	C11-C12-C13	5.09	140.73	126.42
22	B	1023	CLA	O2D-CGD-CBD	5.09	120.32	111.27
22	b	6023	CLA	O2D-CGD-CBD	5.09	120.32	111.27
25	h	6049	BCR	C11-C10-C9	-5.09	120.04	127.31
25	k	6052	BCR	C15-C14-C13	-5.09	120.05	127.31
25	z	6053	BCR	C11-C10-C9	-5.08	120.06	127.31
25	C	1054	BCR	C11-C10-C9	-5.08	120.06	127.31
22	C	1037	CLA	O2D-CGD-CBD	4.97	120.10	111.27
22	c	6031	CLA	O2D-CGD-CBD	4.97	120.10	111.27
22	A	1003	CLA	O2D-CGD-CBD	4.97	120.09	111.27
22	c	6037	CLA	O2D-CGD-CBD	4.96	120.09	111.27
22	C	1028	CLA	O2D-CGD-CBD	4.96	120.08	111.27
22	h	6017	CLA	O2D-CGD-CBD	4.96	120.08	111.27
22	c	6028	CLA	O2D-CGD-CBD	4.96	120.08	111.27
22	a	6003	CLA	O2D-CGD-CBD	4.96	120.07	111.27
22	H	1017	CLA	O2D-CGD-CBD	4.95	120.07	111.27
22	b	6015	CLA	O2D-CGD-CBD	4.95	120.06	111.27
22	B	1015	CLA	O2D-CGD-CBD	4.94	120.05	111.27

Continued on next page...

Continued from previous page...

Mol	Chain	Res	Type	Atoms	Z	Observed(°)	Ideal(°)
22	B	1012	CLA	O2D-CGD-CBD	4.94	120.05	111.27
22	C	1031	CLA	O2D-CGD-CBD	4.94	120.05	111.27
22	c	6035	CLA	O2D-CGD-CBD	4.94	120.05	111.27
22	a	6006	CLA	O2D-CGD-CBD	4.94	120.05	111.27
22	a	6007	CLA	O2D-CGD-CBD	4.94	120.04	111.27
22	A	1006	CLA	O2D-CGD-CBD	4.93	120.03	111.27
22	B	1014	CLA	O2D-CGD-CBD	4.93	120.03	111.27
22	b	6012	CLA	O2D-CGD-CBD	4.93	120.03	111.27
22	B	1013	CLA	O2D-CGD-CBD	4.93	120.02	111.27
22	c	6025	CLA	O2D-CGD-CBD	4.93	120.02	111.27
22	C	1027	CLA	O2D-CGD-CBD	4.92	120.02	111.27
22	b	6013	CLA	O2D-CGD-CBD	4.92	120.01	111.27
22	b	6019	CLA	O2D-CGD-CBD	4.92	120.01	111.27
22	d	6004	CLA	O2D-CGD-CBD	4.92	120.01	111.27
22	b	6020	CLA	O2D-CGD-CBD	4.92	120.01	111.27
22	A	1007	CLA	O2D-CGD-CBD	4.92	120.00	111.27
22	C	1035	CLA	O2D-CGD-CBD	4.92	120.00	111.27
22	b	6014	CLA	O2D-CGD-CBD	4.92	120.00	111.27
22	B	1019	CLA	O2D-CGD-CBD	4.91	120.00	111.27
22	C	1025	CLA	O2D-CGD-CBD	4.91	120.00	111.27
22	C	1026	CLA	O2D-CGD-CBD	4.91	119.99	111.27
22	D	1004	CLA	O2D-CGD-CBD	4.91	119.99	111.27
22	c	6026	CLA	O2D-CGD-CBD	4.91	119.99	111.27
22	B	1024	CLA	O2D-CGD-CBD	4.91	119.98	111.27
22	B	1022	CLA	O2D-CGD-CBD	4.90	119.98	111.27
22	b	6018	CLA	O2D-CGD-CBD	4.90	119.98	111.27
22	B	1020	CLA	O2D-CGD-CBD	4.90	119.97	111.27
22	B	1016	CLA	O2D-CGD-CBD	4.90	119.97	111.27
22	C	1033	CLA	O2D-CGD-CBD	4.90	119.97	111.27
22	b	6024	CLA	O2D-CGD-CBD	4.90	119.97	111.27
22	c	6027	CLA	O2D-CGD-CBD	4.89	119.97	111.27
22	C	1032	CLA	O2D-CGD-CBD	4.89	119.97	111.27
22	c	6036	CLA	O2D-CGD-CBD	4.89	119.96	111.27
22	d	6005	CLA	O2D-CGD-CBD	4.89	119.96	111.27
22	B	1018	CLA	O2D-CGD-CBD	4.89	119.96	111.27
22	b	6022	CLA	O2D-CGD-CBD	4.89	119.96	111.27
22	C	1036	CLA	O2D-CGD-CBD	4.89	119.95	111.27
22	c	6033	CLA	O2D-CGD-CBD	4.88	119.94	111.27
22	D	1005	CLA	O2D-CGD-CBD	4.88	119.94	111.27
22	b	6016	CLA	O2D-CGD-CBD	4.87	119.92	111.27
22	c	6032	CLA	O2D-CGD-CBD	4.87	119.92	111.27
22	K	1034	CLA	O2D-CGD-CBD	4.87	119.92	111.27

Continued on next page...

Continued from previous page...

Mol	Chain	Res	Type	Atoms	Z	Observed(°)	Ideal(°)
22	b	6021	CLA	O2D-CGD-CBD	4.87	119.92	111.27
22	B	1021	CLA	O2D-CGD-CBD	4.86	119.91	111.27
22	k	6034	CLA	O2D-CGD-CBD	4.86	119.91	111.27
22	B	1010	CLA	O2D-CGD-CBD	4.84	119.87	111.27
22	b	6010	CLA	O2D-CGD-CBD	4.81	119.82	111.27
25	t	1046	BCR	C15-C14-C13	-4.67	120.64	127.31
22	b	6011	CLA	C3C-C4C-NC	4.66	115.80	110.57
25	T	6046	BCR	C15-C14-C13	-4.66	120.67	127.31
22	B	1011	CLA	C3C-C4C-NC	4.65	115.79	110.57
22	c	6030	CLA	C3D-C2D-C1D	-4.63	99.51	105.83
25	C	1052	BCR	C28-C27-C26	-4.63	105.81	114.08
25	k	6052	BCR	C28-C27-C26	-4.62	105.82	114.08
22	C	1030	CLA	C3D-C2D-C1D	-4.62	99.53	105.83
22	b	6015	CLA	C3C-C4C-NC	4.59	115.72	110.57
22	C	1030	CLA	C3C-C4C-NC	4.58	115.71	110.57
22	b	6010	CLA	C3D-C2D-C1D	-4.58	99.59	105.83
22	c	6036	CLA	C3D-C2D-C1D	-4.57	99.59	105.83
25	a	6044	BCR	C11-C10-C9	-4.57	120.79	127.31
25	T	6046	BCR	C11-C10-C9	-4.57	120.79	127.31
22	B	1010	CLA	C3D-C2D-C1D	-4.57	99.60	105.83
22	b	6018	CLA	C3D-C2D-C1D	-4.56	99.60	105.83
22	C	1027	CLA	C3C-C4C-NC	4.56	115.69	110.57
22	c	6035	CLA	C3C-C4C-NC	4.56	115.69	110.57
25	t	1046	BCR	C11-C10-C9	-4.56	120.80	127.31
22	a	6003	CLA	C3C-C4C-NC	4.55	115.68	110.57
22	b	6016	CLA	C3C-C4C-NC	4.55	115.68	110.57
22	C	1036	CLA	C3D-C2D-C1D	-4.55	99.62	105.83
22	d	6004	CLA	C3D-C2D-C1D	-4.55	99.62	105.83
22	B	1010	CLA	C3C-C4C-NC	4.55	115.67	110.57
22	b	6009	CLA	C3C-C4C-NC	4.55	115.67	110.57
22	K	1034	CLA	C3C-C4C-NC	4.55	115.67	110.57
22	B	1009	CLA	C3C-C4C-NC	4.55	115.67	110.57
22	B	1016	CLA	C3C-C4C-NC	4.55	115.67	110.57
22	b	6010	CLA	C3C-C4C-NC	4.55	115.67	110.57
22	c	6027	CLA	C3C-C4C-NC	4.55	115.67	110.57
22	b	6020	CLA	C3C-C4C-NC	4.54	115.67	110.57
22	c	6032	CLA	C3C-C4C-NC	4.54	115.67	110.57
22	a	6003	CLA	C3D-C2D-C1D	-4.54	99.63	105.83
22	B	1013	CLA	C3C-C4C-NC	4.54	115.67	110.57
22	c	6030	CLA	C3C-C4C-NC	4.54	115.67	110.57
22	h	6017	CLA	C3C-C4C-NC	4.54	115.67	110.57
22	c	6027	CLA	C3D-C2D-C1D	-4.54	99.63	105.83

Continued on next page...

Continued from previous page...

Mol	Chain	Res	Type	Atoms	Z	Observed(°)	Ideal(°)
22	B	1015	CLA	C3C-C4C-NC	4.54	115.66	110.57
22	B	1018	CLA	C3D-C2D-C1D	-4.54	99.63	105.83
22	b	6011	CLA	C3D-C2D-C1D	-4.54	99.64	105.83
22	B	1011	CLA	C3D-C2D-C1D	-4.54	99.64	105.83
22	b	6020	CLA	C3D-C2D-C1D	-4.54	99.64	105.83
22	C	1035	CLA	C3C-C4C-NC	4.54	115.66	110.57
25	A	1044	BCR	C11-C10-C9	-4.53	120.84	127.31
22	C	1037	CLA	C3D-C2D-C1D	-4.53	99.64	105.83
22	B	1023	CLA	C3D-C2D-C1D	-4.53	99.64	105.83
22	b	6016	CLA	C3D-C2D-C1D	-4.53	99.64	105.83
22	H	1017	CLA	C3C-C4C-NC	4.53	115.66	110.57
22	B	1019	CLA	C3D-C2D-C1D	-4.53	99.65	105.83
22	C	1032	CLA	C3D-C2D-C1D	-4.53	99.65	105.83
22	D	1005	CLA	C3D-C2D-C1D	-4.53	99.65	105.83
22	C	1029	CLA	C3C-C4C-NC	4.53	115.65	110.57
22	b	6023	CLA	C3D-C2D-C1D	-4.53	99.65	105.83
22	k	6034	CLA	C3C-C4C-NC	4.53	115.65	110.57
22	h	6017	CLA	C3D-C2D-C1D	-4.53	99.65	105.83
22	b	6022	CLA	C3C-C4C-NC	4.53	115.65	110.57
22	D	1004	CLA	C3D-C2D-C1D	-4.53	99.65	105.83
22	B	1016	CLA	C3D-C2D-C1D	-4.53	99.65	105.83
22	B	1022	CLA	C3C-C4C-NC	4.53	115.65	110.57
22	C	1025	CLA	C3D-C2D-C1D	-4.53	99.65	105.83
22	C	1032	CLA	C3C-C4C-NC	4.53	115.65	110.57
22	b	6019	CLA	C3C-C4C-NC	4.53	115.65	110.57
22	C	1026	CLA	C3D-C2D-C1D	-4.53	99.65	105.83
22	b	6012	CLA	C3D-C2D-C1D	-4.53	99.66	105.83
22	C	1027	CLA	C3D-C2D-C1D	-4.52	99.66	105.83
22	c	6025	CLA	C3C-C4C-NC	4.52	115.64	110.57
22	c	6036	CLA	C3C-C4C-NC	4.52	115.64	110.57
22	c	6025	CLA	C3D-C2D-C1D	-4.52	99.66	105.83
22	d	6008	CLA	C3D-C2D-C1D	-4.52	99.66	105.83
22	C	1026	CLA	C3C-C4C-NC	4.52	115.64	110.57
22	B	1012	CLA	C3D-C2D-C1D	-4.52	99.66	105.83
22	B	1021	CLA	C3D-C2D-C1D	-4.52	99.66	105.83
22	B	1014	CLA	C3C-C4C-NC	4.52	115.64	110.57
22	A	1003	CLA	C3C-C4C-NC	4.52	115.64	110.57
22	d	6005	CLA	C3C-C4C-NC	4.52	115.64	110.57
22	B	1024	CLA	C3C-C4C-NC	4.52	115.64	110.57
22	a	6007	CLA	C3C-C4C-NC	4.52	115.64	110.57
22	C	1031	CLA	C3D-C2D-C1D	-4.52	99.67	105.83
22	B	1014	CLA	C3D-C2D-C1D	-4.52	99.67	105.83

Continued on next page...

Continued from previous page...

Mol	Chain	Res	Type	Atoms	Z	Observed(°)	Ideal(°)
22	D	1004	CLA	C3C-C4C-NC	4.52	115.64	110.57
22	B	1020	CLA	C3D-C2D-C1D	-4.52	99.67	105.83
22	K	1034	CLA	C3D-C2D-C1D	-4.52	99.67	105.83
22	b	6013	CLA	C3D-C2D-C1D	-4.51	99.67	105.83
22	B	1020	CLA	C3C-C4C-NC	4.51	115.63	110.57
22	b	6013	CLA	C3C-C4C-NC	4.51	115.63	110.57
22	b	6014	CLA	C3C-C4C-NC	4.51	115.63	110.57
22	c	6037	CLA	C3D-C2D-C1D	-4.51	99.67	105.83
22	d	6005	CLA	C3D-C2D-C1D	-4.51	99.67	105.83
22	c	6031	CLA	C3D-C2D-C1D	-4.51	99.67	105.83
22	b	6022	CLA	C3D-C2D-C1D	-4.51	99.67	105.83
22	c	6033	CLA	C3C-C4C-NC	4.51	115.63	110.57
22	c	6028	CLA	C3C-C4C-NC	4.51	115.63	110.57
22	a	6007	CLA	C3D-C2D-C1D	-4.51	99.67	105.83
22	A	1003	CLA	C3D-C2D-C1D	-4.51	99.67	105.83
22	c	6029	CLA	C3C-C4C-NC	4.51	115.63	110.57
22	B	1024	CLA	C3D-C2D-C1D	-4.51	99.67	105.83
22	A	1007	CLA	C3D-C2D-C1D	-4.51	99.68	105.83
22	b	6019	CLA	C3D-C2D-C1D	-4.51	99.68	105.83
22	C	1025	CLA	C3C-C4C-NC	4.51	115.63	110.57
22	D	1005	CLA	C3C-C4C-NC	4.51	115.63	110.57
22	B	1015	CLA	C3D-C2D-C1D	-4.51	99.68	105.83
22	B	1019	CLA	C3C-C4C-NC	4.51	115.63	110.57
22	d	6004	CLA	C3C-C4C-NC	4.51	115.63	110.57
22	C	1033	CLA	C3C-C4C-NC	4.51	115.63	110.57
22	b	6015	CLA	C3D-C2D-C1D	-4.51	99.68	105.83
22	a	6006	CLA	C3C-C4C-NC	4.51	115.62	110.57
22	b	6023	CLA	C3C-C4C-NC	4.51	115.62	110.57
22	c	6026	CLA	C3D-C2D-C1D	-4.50	99.69	105.83
22	B	1022	CLA	C3D-C2D-C1D	-4.50	99.69	105.83
22	B	1021	CLA	C3C-C4C-NC	4.50	115.62	110.57
22	c	6035	CLA	C3D-C2D-C1D	-4.50	99.69	105.83
22	a	6006	CLA	C3D-C2D-C1D	-4.50	99.69	105.83
22	b	6014	CLA	C3D-C2D-C1D	-4.50	99.69	105.83
22	C	1033	CLA	C3D-C2D-C1D	-4.50	99.69	105.83
22	C	1036	CLA	C3C-C4C-NC	4.50	115.61	110.57
22	A	1006	CLA	C3D-C2D-C1D	-4.50	99.69	105.83
22	C	1028	CLA	C3D-C2D-C1D	-4.50	99.69	105.83
22	c	6026	CLA	C3C-C4C-NC	4.50	115.61	110.57
22	b	6024	CLA	C3D-C2D-C1D	-4.50	99.70	105.83
22	b	6021	CLA	C3D-C2D-C1D	-4.49	99.70	105.83
22	A	1007	CLA	C3C-C4C-NC	4.49	115.61	110.57

Continued on next page...

Continued from previous page...

Mol	Chain	Res	Type	Atoms	Z	Observed(°)	Ideal(°)
22	b	6021	CLA	C3C-C4C-NC	4.49	115.61	110.57
22	H	1017	CLA	C3D-C2D-C1D	-4.49	99.70	105.83
22	C	1028	CLA	C3C-C4C-NC	4.49	115.61	110.57
22	c	6037	CLA	C3C-C4C-NC	4.49	115.61	110.57
22	c	6028	CLA	C3D-C2D-C1D	-4.49	99.71	105.83
22	C	1035	CLA	C3D-C2D-C1D	-4.49	99.71	105.83
22	C	1037	CLA	C3C-C4C-NC	4.49	115.60	110.57
22	C	1029	CLA	C3D-C2D-C1D	-4.49	99.71	105.83
22	B	1012	CLA	C3C-C4C-NC	4.49	115.60	110.57
22	A	1006	CLA	C3C-C4C-NC	4.49	115.60	110.57
22	C	1031	CLA	C3C-C4C-NC	4.49	115.60	110.57
22	D	1008	CLA	C3D-C2D-C1D	-4.48	99.71	105.83
22	B	1023	CLA	C3C-C4C-NC	4.48	115.60	110.57
22	B	1013	CLA	C3D-C2D-C1D	-4.48	99.72	105.83
22	c	6032	CLA	C3D-C2D-C1D	-4.48	99.72	105.83
22	k	6034	CLA	C3D-C2D-C1D	-4.48	99.72	105.83
22	c	6033	CLA	C3D-C2D-C1D	-4.48	99.72	105.83
25	A	1044	BCR	C30-C25-C26	-4.47	116.31	122.61
22	B	1018	CLA	C3C-C4C-NC	4.47	115.59	110.57
22	c	6029	CLA	C3D-C2D-C1D	-4.47	99.73	105.83
22	b	6012	CLA	C3C-C4C-NC	4.47	115.58	110.57
25	a	6044	BCR	C30-C25-C26	-4.47	116.32	122.61
22	B	1009	CLA	C3D-C2D-C1D	-4.47	99.73	105.83
22	b	6024	CLA	C3C-C4C-NC	4.46	115.57	110.57
22	D	1008	CLA	C3C-C4C-NC	4.46	115.57	110.57
22	d	6008	CLA	C3C-C4C-NC	4.45	115.57	110.57
22	b	6009	CLA	C3D-C2D-C1D	-4.45	99.76	105.83
22	c	6031	CLA	C3C-C4C-NC	4.44	115.55	110.57
22	b	6018	CLA	C3C-C4C-NC	4.44	115.55	110.57
25	C	1052	BCR	C38-C26-C27	4.32	121.91	113.62
25	C	1052	BCR	C7-C8-C9	4.30	132.74	126.23
25	k	6052	BCR	C7-C8-C9	4.30	132.74	126.23
25	k	6052	BCR	C38-C26-C27	4.30	121.88	113.62
25	C	1052	BCR	C27-C26-C25	-4.28	116.52	122.73
25	k	6052	BCR	C27-C26-C25	-4.27	116.53	122.73
22	C	1029	CLA	O2D-CGD-CBD	4.24	118.81	111.27
22	c	6029	CLA	O2D-CGD-CBD	4.23	118.78	111.27
25	b	6047	BCR	C24-C23-C22	4.20	132.59	126.23
22	b	6021	CLA	C1C-C2C-C3C	-4.20	102.54	106.96
25	a	6044	BCR	C24-C23-C22	4.19	132.57	126.23
22	B	1021	CLA	C1C-C2C-C3C	-4.19	102.55	106.96
25	A	1044	BCR	C24-C23-C22	4.18	132.55	126.23

Continued on next page...

Continued from previous page...

Mol	Chain	Res	Type	Atoms	Z	Observed(°)	Ideal(°)
25	B	1047	BCR	C24-C23-C22	4.17	132.53	126.23
25	B	1048	BCR	C24-C23-C22	4.16	132.53	126.23
25	c	6054	BCR	C24-C23-C22	-4.16	119.95	126.23
22	B	1009	CLA	C1C-C2C-C3C	-4.16	102.58	106.96
25	k	6051	BCR	C24-C23-C22	-4.16	119.95	126.23
25	h	6049	BCR	C38-C26-C25	-4.16	119.86	124.53
25	T	6046	BCR	C24-C23-C22	-4.15	119.96	126.23
25	h	6049	BCR	C24-C23-C22	-4.15	119.96	126.23
22	k	6034	CLA	C1C-C2C-C3C	-4.15	102.59	106.96
25	T	6048	BCR	C24-C23-C22	4.15	132.50	126.23
22	a	6007	CLA	C1C-C2C-C3C	-4.15	102.59	106.96
25	C	1054	BCR	C24-C23-C22	-4.15	119.97	126.23
22	b	6009	CLA	C1C-C2C-C3C	-4.15	102.60	106.96
25	H	1049	BCR	C24-C23-C22	-4.15	119.97	126.23
25	K	1051	BCR	C24-C23-C22	-4.14	119.97	126.23
25	t	1046	BCR	C24-C23-C22	-4.14	119.97	126.23
25	B	1047	BCR	C30-C25-C26	-4.14	116.79	122.61
25	H	1049	BCR	C38-C26-C25	-4.13	119.89	124.53
25	b	6047	BCR	C30-C25-C26	-4.13	116.80	122.61
25	B	1048	BCR	C30-C25-C26	-4.13	116.80	122.61
25	D	1050	BCR	C24-C23-C22	-4.13	120.00	126.23
22	B	1009	CLA	O2D-CGD-CBD	4.12	118.60	111.27
22	A	1007	CLA	C1C-C2C-C3C	-4.12	102.62	106.96
25	z	6053	BCR	C24-C23-C22	-4.12	120.01	126.23
25	T	6048	BCR	C30-C25-C26	-4.12	116.81	122.61
25	Z	1053	BCR	C24-C23-C22	-4.11	120.02	126.23
22	b	6009	CLA	O2D-CGD-CBD	4.11	118.58	111.27
22	b	6012	CLA	C1C-C2C-C3C	-4.11	102.63	106.96
22	K	1034	CLA	C1C-C2C-C3C	-4.11	102.64	106.96
22	b	6023	CLA	C1C-C2C-C3C	-4.11	102.64	106.96
25	b	6045	BCR	C33-C5-C6	-4.11	119.91	124.53
22	D	1005	CLA	C1C-C2C-C3C	-4.11	102.64	106.96
25	C	1054	BCR	C38-C26-C25	-4.11	119.92	124.53
22	c	6027	CLA	C1C-C2C-C3C	-4.11	102.64	106.96
25	B	1045	BCR	C24-C23-C22	-4.11	120.03	126.23
25	b	6045	BCR	C24-C23-C22	-4.10	120.03	126.23
22	b	6014	CLA	C1C-C2C-C3C	-4.10	102.64	106.96
22	d	6005	CLA	C1C-C2C-C3C	-4.10	102.64	106.96
22	B	1012	CLA	C1C-C2C-C3C	-4.10	102.64	106.96
22	C	1030	CLA	C1C-C2C-C3C	-4.10	102.64	106.96
22	C	1030	CLA	CHD-C4C-C3C	-4.10	118.81	124.84
22	c	6031	CLA	C1C-C2C-C3C	-4.10	102.65	106.96

Continued on next page...

Continued from previous page...

Mol	Chain	Res	Type	Atoms	Z	Observed(°)	Ideal(°)
22	c	6030	CLA	CHD-C4C-C3C	-4.10	118.82	124.84
22	D	1008	CLA	C1C-C2C-C3C	-4.10	102.65	106.96
22	d	6008	CLA	C1C-C2C-C3C	-4.10	102.65	106.96
25	d	6050	BCR	C38-C26-C25	-4.09	119.93	124.53
22	B	1020	CLA	C1C-C2C-C3C	-4.09	102.65	106.96
22	b	6019	CLA	C1C-C2C-C3C	-4.09	102.65	106.96
22	c	6026	CLA	C1C-C2C-C3C	-4.09	102.65	106.96
22	a	6006	CLA	C1C-C2C-C3C	-4.09	102.65	106.96
22	b	6020	CLA	C1C-C2C-C3C	-4.09	102.65	106.96
22	b	6022	CLA	C1C-C2C-C3C	-4.09	102.66	106.96
22	B	1014	CLA	C1C-C2C-C3C	-4.09	102.66	106.96
22	b	6018	CLA	C1C-C2C-C3C	-4.09	102.66	106.96
22	B	1010	CLA	C1C-C2C-C3C	-4.09	102.66	106.96
22	B	1016	CLA	C1C-C2C-C3C	-4.09	102.66	106.96
22	b	6024	CLA	C1C-C2C-C3C	-4.09	102.66	106.96
22	C	1027	CLA	C1C-C2C-C3C	-4.09	102.66	106.96
25	B	1045	BCR	C33-C5-C6	-4.09	119.94	124.53
22	B	1022	CLA	C1C-C2C-C3C	-4.08	102.66	106.96
22	A	1006	CLA	C1C-C2C-C3C	-4.08	102.67	106.96
22	B	1024	CLA	C1C-C2C-C3C	-4.08	102.67	106.96
25	d	6050	BCR	C24-C23-C22	-4.08	120.07	126.23
22	c	6030	CLA	C1C-C2C-C3C	-4.08	102.67	106.96
25	c	6054	BCR	C38-C26-C25	-4.08	119.95	124.53
22	c	6036	CLA	C1C-C2C-C3C	-4.08	102.67	106.96
22	C	1033	CLA	C1C-C2C-C3C	-4.08	102.67	106.96
22	H	1017	CLA	C1C-C2C-C3C	-4.07	102.67	106.96
25	B	1047	BCR	C37-C22-C23	4.07	124.49	118.08
22	b	6010	CLA	C1C-C2C-C3C	-4.07	102.68	106.96
22	b	6015	CLA	C1C-C2C-C3C	-4.07	102.68	106.96
22	B	1023	CLA	C1C-C2C-C3C	-4.07	102.68	106.96
22	b	6013	CLA	C1C-C2C-C3C	-4.07	102.68	106.96
22	B	1019	CLA	C1C-C2C-C3C	-4.07	102.68	106.96
22	B	1013	CLA	C1C-C2C-C3C	-4.07	102.68	106.96
22	c	6033	CLA	C1C-C2C-C3C	-4.07	102.68	106.96
25	B	1048	BCR	C37-C22-C23	4.07	124.48	118.08
22	b	6016	CLA	C1C-C2C-C3C	-4.07	102.68	106.96
22	c	6035	CLA	C1C-C2C-C3C	-4.07	102.68	106.96
25	H	1049	BCR	C33-C5-C6	-4.07	119.96	124.53
22	C	1031	CLA	C1C-C2C-C3C	-4.06	102.68	106.96
25	D	1050	BCR	C38-C26-C25	-4.06	119.96	124.53
25	k	6052	BCR	C33-C5-C6	-4.06	119.96	124.53
22	C	1025	CLA	C1C-C2C-C3C	-4.06	102.68	106.96

Continued on next page...

Continued from previous page...

Mol	Chain	Res	Type	Atoms	Z	Observed(°)	Ideal(°)
25	k	6051	BCR	C33-C5-C6	-4.06	119.97	124.53
22	C	1036	CLA	C1C-C2C-C3C	-4.06	102.69	106.96
25	K	1051	BCR	C38-C26-C25	-4.06	119.97	124.53
25	h	6049	BCR	C33-C5-C6	-4.06	119.97	124.53
22	B	1015	CLA	C1C-C2C-C3C	-4.06	102.69	106.96
22	C	1026	CLA	C1C-C2C-C3C	-4.06	102.69	106.96
22	b	6020	CLA	C1D-ND-C4D	-4.06	103.45	106.33
25	T	6048	BCR	C37-C22-C23	4.06	124.47	118.08
22	D	1004	CLA	C1C-C2C-C3C	-4.06	102.69	106.96
25	k	6051	BCR	C38-C26-C25	-4.06	119.97	124.53
28	d	6062	MGE	O2G-C1B-C2B	4.06	120.25	111.50
25	K	1051	BCR	C33-C5-C6	-4.06	119.97	124.53
25	B	1047	BCR	C33-C5-C6	-4.06	119.97	124.53
22	B	1018	CLA	C1C-C2C-C3C	-4.06	102.69	106.96
29	c	6056	DGD	O2G-C1B-C2B	4.05	120.24	111.50
25	b	6045	BCR	C38-C26-C25	-4.05	119.98	124.53
25	b	6047	BCR	C37-C22-C23	4.05	124.46	118.08
25	Z	1053	BCR	C38-C26-C25	-4.05	119.98	124.53
22	B	1023	CLA	C1D-ND-C4D	-4.05	103.46	106.33
22	h	6017	CLA	C1C-C2C-C3C	-4.05	102.70	106.96
29	C	1056	DGD	O2G-C1B-C2B	4.05	120.22	111.50
22	c	6029	CLA	C1C-C2C-C3C	-4.05	102.70	106.96
22	C	1029	CLA	C1C-C2C-C3C	-4.05	102.70	106.96
22	c	6025	CLA	C1C-C2C-C3C	-4.04	102.70	106.96
22	C	1035	CLA	C1C-C2C-C3C	-4.04	102.71	106.96
25	A	1044	BCR	C15-C14-C13	-4.04	121.54	127.31
22	c	6028	CLA	C1C-C2C-C3C	-4.04	102.71	106.96
28	D	1062	MGE	O2G-C1B-C2B	4.04	120.21	111.50
22	C	1028	CLA	C1C-C2C-C3C	-4.04	102.71	106.96
22	a	6003	CLA	C1C-C2C-C3C	-4.04	102.71	106.96
25	T	6048	BCR	C33-C5-C6	-4.04	119.99	124.53
29	c	6057	DGD	O2G-C1B-C2B	4.04	120.20	111.50
22	A	1003	CLA	C1C-C2C-C3C	-4.04	102.71	106.96
22	C	1032	CLA	C1C-C2C-C3C	-4.04	102.71	106.96
25	B	1048	BCR	C33-C5-C6	-4.03	120.00	124.53
25	B	1045	BCR	C38-C26-C25	-4.03	120.00	124.53
29	C	1057	DGD	O2G-C1B-C2B	4.03	120.19	111.50
25	z	6053	BCR	C38-C26-C25	-4.03	120.00	124.53
22	b	6023	CLA	C1D-ND-C4D	-4.03	103.47	106.33
25	C	1052	BCR	C33-C5-C6	-4.03	120.00	124.53
25	c	6054	BCR	C33-C5-C6	-4.03	120.00	124.53
22	c	6027	CLA	C1D-ND-C4D	-4.03	103.47	106.33

Continued on next page...

Continued from previous page...

Mol	Chain	Res	Type	Atoms	Z	Observed(°)	Ideal(°)
28	l	6061	MGE	O2G-C1B-C2B	4.03	120.18	111.50
26	a	6063	LHG	O7-C7-C8	4.03	120.18	111.50
22	C	1037	CLA	C1C-C2C-C3C	-4.03	102.72	106.96
28	b	6060	MGE	O2G-C1B-C2B	4.03	120.18	111.50
22	h	6017	CLA	C1D-ND-C4D	-4.02	103.48	106.33
28	B	1060	MGE	O2G-C1B-C2B	4.02	120.17	111.50
25	D	1050	BCR	C33-C5-C6	-4.02	120.01	124.53
22	c	6032	CLA	C1C-C2C-C3C	-4.02	102.73	106.96
28	L	1061	MGE	O2G-C1B-C2B	4.02	120.16	111.50
22	B	1011	CLA	C1C-C2C-C3C	-4.02	102.73	106.96
25	B	1048	BCR	C38-C26-C25	-4.02	120.02	124.53
25	b	6047	BCR	C33-C5-C6	-4.02	120.02	124.53
22	b	6021	CLA	C1D-ND-C4D	-4.02	103.48	106.33
22	c	6025	CLA	C1D-ND-C4D	-4.02	103.48	106.33
22	d	6004	CLA	C1C-C2C-C3C	-4.01	102.74	106.96
22	b	6016	CLA	C1D-ND-C4D	-4.01	103.48	106.33
29	C	1055	DGD	O2G-C1B-C2B	4.01	120.15	111.50
25	a	6044	BCR	C15-C14-C13	-4.01	121.58	127.31
25	z	6053	BCR	C33-C5-C6	-4.01	120.02	124.53
25	A	1044	BCR	C33-C5-C6	-4.01	120.02	124.53
25	Z	1053	BCR	C33-C5-C6	-4.01	120.02	124.53
26	A	1063	LHG	O7-C7-C8	4.01	120.14	111.50
29	B	1058	DGD	O2G-C1B-C2B	4.01	120.14	111.50
25	C	1054	BCR	C33-C5-C6	-4.01	120.03	124.53
29	c	6055	DGD	O2G-C1B-C2B	4.01	120.14	111.50
25	b	6047	BCR	C38-C26-C25	-4.01	120.03	124.53
25	d	6050	BCR	C33-C5-C6	-4.00	120.03	124.53
25	B	1047	BCR	C38-C26-C25	-4.00	120.03	124.53
29	b	6058	DGD	O2G-C1B-C2B	4.00	120.12	111.50
22	C	1033	CLA	C1D-ND-C4D	-4.00	103.49	106.33
22	a	6007	CLA	C1D-ND-C4D	-4.00	103.50	106.33
22	k	6034	CLA	C1D-ND-C4D	-3.99	103.50	106.33
22	B	1018	CLA	C1D-ND-C4D	-3.99	103.50	106.33
28	D	1059	MGE	O2G-C1B-C2B	3.99	120.10	111.50
22	B	1021	CLA	C1D-ND-C4D	-3.99	103.50	106.33
22	b	6023	CLA	C2D-C1D-ND	3.99	113.04	110.10
22	b	6011	CLA	CHD-C4C-C3C	-3.99	118.98	124.84
22	c	6037	CLA	C1C-C2C-C3C	-3.99	102.77	106.96
25	a	6044	BCR	C33-C5-C6	-3.98	120.05	124.53
22	B	1011	CLA	CHD-C4C-C3C	-3.98	118.99	124.84
28	d	6059	MGE	O2G-C1B-C2B	3.98	120.08	111.50
22	b	6011	CLA	C1C-C2C-C3C	-3.98	102.78	106.96

Continued on next page...

Continued from previous page...

Mol	Chain	Res	Type	Atoms	Z	Observed(°)	Ideal(°)
22	B	1023	CLA	C2D-C1D-ND	3.97	113.03	110.10
22	B	1020	CLA	C1D-ND-C4D	-3.97	103.51	106.33
22	C	1025	CLA	C1D-ND-C4D	-3.97	103.51	106.33
22	b	6018	CLA	C2D-C1D-ND	3.97	113.03	110.10
22	b	6018	CLA	C1D-ND-C4D	-3.97	103.51	106.33
22	B	1015	CLA	C1D-ND-C4D	-3.97	103.51	106.33
22	H	1017	CLA	C1D-ND-C4D	-3.97	103.51	106.33
22	B	1014	CLA	C1D-ND-C4D	-3.97	103.52	106.33
22	c	6030	CLA	C1D-ND-C4D	-3.97	103.52	106.33
22	b	6022	CLA	C1D-ND-C4D	-3.97	103.52	106.33
22	B	1022	CLA	C1D-ND-C4D	-3.97	103.52	106.33
22	b	6014	CLA	C1D-ND-C4D	-3.97	103.52	106.33
22	b	6020	CLA	C2D-C1D-ND	3.97	113.03	110.10
22	b	6012	CLA	C1D-ND-C4D	-3.97	103.52	106.33
25	T	6048	BCR	C38-C26-C25	-3.96	120.08	124.53
22	a	6006	CLA	C1D-ND-C4D	-3.96	103.52	106.33
22	c	6026	CLA	C1D-ND-C4D	-3.96	103.52	106.33
22	c	6036	CLA	C1D-ND-C4D	-3.96	103.52	106.33
22	b	6015	CLA	C1D-ND-C4D	-3.96	103.52	106.33
22	C	1027	CLA	C1D-ND-C4D	-3.96	103.52	106.33
22	c	6027	CLA	C2D-C1D-ND	3.96	113.02	110.10
22	b	6011	CLA	O2D-CGD-CBD	3.96	118.30	111.27
22	A	1007	CLA	C1D-ND-C4D	-3.95	103.53	106.33
22	B	1011	CLA	O2D-CGD-CBD	3.95	118.28	111.27
22	C	1035	CLA	C1D-ND-C4D	-3.95	103.53	106.33
22	K	1034	CLA	C1D-ND-C4D	-3.95	103.53	106.33
22	d	6005	CLA	C1D-ND-C4D	-3.94	103.53	106.33
22	A	1006	CLA	C1D-ND-C4D	-3.94	103.53	106.33
22	A	1003	CLA	C1D-ND-C4D	-3.94	103.54	106.33
22	B	1018	CLA	C2D-C1D-ND	3.94	113.00	110.10
22	C	1030	CLA	C1D-ND-C4D	-3.94	103.54	106.33
22	D	1005	CLA	C1D-ND-C4D	-3.94	103.54	106.33
22	D	1004	CLA	C1D-ND-C4D	-3.94	103.54	106.33
22	C	1026	CLA	C1D-ND-C4D	-3.93	103.54	106.33
22	B	1012	CLA	C1D-ND-C4D	-3.93	103.54	106.33
22	C	1036	CLA	C1D-ND-C4D	-3.93	103.55	106.33
22	C	1037	CLA	C1D-ND-C4D	-3.93	103.55	106.33
22	c	6025	CLA	C2D-C1D-ND	3.92	112.99	110.10
22	c	6032	CLA	C1D-ND-C4D	-3.92	103.55	106.33
22	c	6035	CLA	C1D-ND-C4D	-3.91	103.55	106.33
22	B	1016	CLA	C1D-ND-C4D	-3.91	103.56	106.33
22	c	6029	CLA	C1D-ND-C4D	-3.91	103.56	106.33

Continued on next page...

Continued from previous page...

Mol	Chain	Res	Type	Atoms	Z	Observed(°)	Ideal(°)
22	c	6028	CLA	C1D-ND-C4D	-3.91	103.56	106.33
22	B	1020	CLA	C2D-C1D-ND	3.91	112.98	110.10
22	C	1031	CLA	C1D-ND-C4D	-3.91	103.56	106.33
22	a	6003	CLA	C2D-C1D-ND	3.91	112.98	110.10
22	b	6023	CLA	CHD-C4C-C3C	-3.91	119.10	124.84
22	C	1028	CLA	C1D-ND-C4D	-3.90	103.56	106.33
22	C	1025	CLA	C2D-C1D-ND	3.90	112.98	110.10
22	C	1032	CLA	C1D-ND-C4D	-3.90	103.56	106.33
22	c	6033	CLA	C1D-ND-C4D	-3.90	103.56	106.33
22	d	6008	CLA	C3B-C4B-NB	3.90	114.25	109.21
22	B	1013	CLA	C1D-ND-C4D	-3.90	103.57	106.33
22	d	6004	CLA	C1D-ND-C4D	-3.89	103.57	106.33
22	c	6030	CLA	C2D-C1D-ND	3.89	112.97	110.10
22	B	1021	CLA	CHD-C4C-C3C	-3.89	119.12	124.84
22	c	6036	CLA	C2D-C1D-ND	3.89	112.97	110.10
22	B	1024	CLA	C1D-ND-C4D	-3.89	103.57	106.33
22	B	1021	CLA	C2D-C1D-ND	3.89	112.97	110.10
22	b	6016	CLA	C2D-C1D-ND	3.89	112.97	110.10
22	B	1010	CLA	C1D-ND-C4D	-3.89	103.57	106.33
22	c	6037	CLA	C1D-ND-C4D	-3.89	103.57	106.33
22	b	6021	CLA	CHD-C4C-C3C	-3.89	119.13	124.84
22	C	1029	CLA	C1D-ND-C4D	-3.89	103.57	106.33
22	h	6017	CLA	C2D-C1D-ND	3.89	112.97	110.10
25	b	6047	BCR	C30-C25-C24	3.89	126.77	115.78
22	B	1023	CLA	CHD-C4C-C3C	-3.88	119.13	124.84
22	b	6019	CLA	C1D-ND-C4D	-3.88	103.58	106.33
22	a	6003	CLA	C1D-ND-C4D	-3.88	103.58	106.33
22	c	6031	CLA	C1D-ND-C4D	-3.88	103.58	106.33
22	A	1003	CLA	C2D-C1D-ND	3.88	112.97	110.10
22	B	1019	CLA	C1D-ND-C4D	-3.88	103.58	106.33
22	C	1029	CLA	CHD-C4C-C3C	-3.88	119.14	124.84
25	B	1047	BCR	C30-C25-C24	3.88	126.75	115.78
22	C	1036	CLA	C2D-C1D-ND	3.88	112.96	110.10
22	B	1009	CLA	CHD-C4C-C3C	-3.88	119.14	124.84
22	D	1008	CLA	C3B-C4B-NB	3.88	114.22	109.21
22	B	1014	CLA	C2D-C1D-ND	3.88	112.96	110.10
22	B	1015	CLA	C2D-C1D-ND	3.88	112.96	110.10
22	C	1030	CLA	C2D-C1D-ND	3.88	112.96	110.10
22	b	6010	CLA	C1D-ND-C4D	-3.87	103.58	106.33
25	T	6046	BCR	C7-C8-C9	3.87	132.09	126.23
22	B	1013	CLA	CHD-C4C-C3C	-3.87	119.15	124.84
22	C	1027	CLA	C2D-C1D-ND	3.87	112.96	110.10

Continued on next page...

Continued from previous page...

Mol	Chain	Res	Type	Atoms	Z	Observed(°)	Ideal(°)
22	b	6016	CLA	CHD-C4C-C3C	-3.87	119.15	124.84
22	b	6009	CLA	CHD-C4C-C3C	-3.87	119.15	124.84
22	b	6013	CLA	C1D-ND-C4D	-3.87	103.59	106.33
22	C	1031	CLA	C2D-C1D-ND	3.87	112.95	110.10
22	K	1034	CLA	C2D-C1D-ND	3.87	112.95	110.10
22	b	6012	CLA	C2D-C1D-ND	3.87	112.95	110.10
22	C	1037	CLA	CHD-C4C-C3C	-3.86	119.16	124.84
22	d	6004	CLA	C2D-C1D-ND	3.86	112.95	110.10
22	b	6020	CLA	CHD-C4C-C3C	-3.86	119.16	124.84
22	c	6026	CLA	C2D-C1D-ND	3.86	112.95	110.10
22	C	1031	CLA	CHD-C4C-C3C	-3.86	119.17	124.84
22	b	6022	CLA	CHD-C4C-C3C	-3.86	119.17	124.84
22	b	6015	CLA	CHD-C4C-C3C	-3.86	119.17	124.84
22	A	1007	CLA	C2D-C1D-ND	3.86	112.95	110.10
22	a	6007	CLA	C2D-C1D-ND	3.86	112.95	110.10
22	c	6032	CLA	CHD-C4C-C3C	-3.86	119.17	124.84
22	d	6005	CLA	CHD-C4C-C3C	-3.86	119.17	124.84
22	C	1033	CLA	C2D-C1D-ND	3.86	112.95	110.10
22	k	6034	CLA	C2D-C1D-ND	3.86	112.95	110.10
22	B	1014	CLA	CHD-C4C-C3C	-3.86	119.17	124.84
22	C	1027	CLA	CHD-C4C-C3C	-3.86	119.17	124.84
22	c	6029	CLA	CHD-C4C-C3C	-3.86	119.17	124.84
22	b	6013	CLA	CHD-C4C-C3C	-3.85	119.17	124.84
25	t	1046	BCR	C7-C8-C9	3.85	132.06	126.23
22	C	1032	CLA	CHD-C4C-C3C	-3.85	119.18	124.84
22	B	1022	CLA	CHD-C4C-C3C	-3.85	119.18	124.84
22	c	6025	CLA	CHD-C4C-C3C	-3.85	119.18	124.84
22	c	6031	CLA	CHD-C4C-C3C	-3.85	119.18	124.84
22	b	6014	CLA	CHD-C4C-C3C	-3.85	119.18	124.84
25	B	1048	BCR	C30-C25-C24	3.85	126.67	115.78
22	B	1024	CLA	CHD-C4C-C3C	-3.85	119.18	124.84
22	C	1026	CLA	C2D-C1D-ND	3.85	112.94	110.10
22	c	6031	CLA	C2D-C1D-ND	3.85	112.94	110.10
25	T	6048	BCR	C30-C25-C24	3.85	126.67	115.78
22	B	1016	CLA	CHD-C4C-C3C	-3.85	119.18	124.84
22	D	1005	CLA	C2D-C1D-ND	3.85	112.94	110.10
22	D	1004	CLA	C2D-C1D-ND	3.85	112.94	110.10
22	b	6015	CLA	C2D-C1D-ND	3.85	112.94	110.10
22	b	6021	CLA	C2D-C1D-ND	3.85	112.94	110.10
22	b	6020	CLA	C3B-C4B-NB	3.85	114.19	109.21
22	c	6035	CLA	CHD-C4C-C3C	-3.85	119.19	124.84
22	d	6008	CLA	CHD-C4C-C3C	-3.85	119.19	124.84

Continued on next page...

Continued from previous page...

Mol	Chain	Res	Type	Atoms	Z	Observed(°)	Ideal(°)
22	B	1012	CLA	C2D-C1D-ND	3.85	112.94	110.10
22	c	6035	CLA	C2D-C1D-ND	3.85	112.94	110.10
22	C	1028	CLA	CHD-C4C-C3C	-3.85	119.19	124.84
22	B	1020	CLA	CHD-C4C-C3C	-3.84	119.19	124.84
22	D	1004	CLA	CHD-C4C-C3C	-3.84	119.19	124.84
22	c	6037	CLA	CHD-C4C-C3C	-3.84	119.19	124.84
22	b	6018	CLA	CHD-C4C-C3C	-3.84	119.19	124.84
25	A	1044	BCR	C30-C25-C24	3.84	126.65	115.78
22	A	1003	CLA	CHD-C4C-C3C	-3.84	119.19	124.84
22	a	6007	CLA	CHD-C4C-C3C	-3.84	119.19	124.84
25	a	6044	BCR	C30-C25-C24	3.84	126.65	115.78
22	C	1032	CLA	C2D-C1D-ND	3.84	112.94	110.10
22	b	6010	CLA	C3B-C4B-NB	3.84	114.18	109.21
22	B	1018	CLA	CHD-C4C-C3C	-3.84	119.19	124.84
22	B	1020	CLA	C3B-C4B-NB	3.84	114.17	109.21
22	a	6003	CLA	CHD-C4C-C3C	-3.84	119.20	124.84
22	b	6010	CLA	CHD-C4C-C3C	-3.84	119.20	124.84
22	h	6017	CLA	CHD-C4C-C3C	-3.84	119.20	124.84
22	b	6024	CLA	C1D-ND-C4D	-3.84	103.61	106.33
22	c	6036	CLA	C3B-C4B-NB	3.84	114.17	109.21
22	H	1017	CLA	CHD-C4C-C3C	-3.84	119.20	124.84
22	K	1034	CLA	CHD-C4C-C3C	-3.84	119.20	124.84
22	C	1037	CLA	C2D-C1D-ND	3.84	112.93	110.10
22	A	1007	CLA	CHD-C4C-C3C	-3.84	119.20	124.84
22	B	1010	CLA	CHD-C4C-C3C	-3.83	119.20	124.84
22	D	1005	CLA	CHD-C4C-C3C	-3.83	119.20	124.84
22	b	6015	CLA	C3B-C4B-NB	3.83	114.17	109.21
22	b	6009	CLA	C3B-C4B-NB	3.83	114.17	109.21
22	C	1025	CLA	CHD-C4C-C3C	-3.83	119.21	124.84
22	b	6011	CLA	C2D-C1D-ND	3.83	112.93	110.10
22	c	6027	CLA	CHD-C4C-C3C	-3.83	119.21	124.84
22	c	6028	CLA	CHD-C4C-C3C	-3.83	119.21	124.84
22	B	1010	CLA	C2D-C1D-ND	3.83	112.92	110.10
22	b	6022	CLA	C2D-C1D-ND	3.83	112.92	110.10
22	b	6011	CLA	C1D-ND-C4D	-3.83	103.62	106.33
22	B	1009	CLA	C3B-C4B-NB	3.83	114.16	109.21
22	B	1010	CLA	C3B-C4B-NB	3.83	114.16	109.21
22	B	1015	CLA	CHD-C4C-C3C	-3.83	119.22	124.84
22	C	1035	CLA	CHD-C4C-C3C	-3.83	119.22	124.84
22	B	1015	CLA	C3B-C4B-NB	3.83	114.16	109.21
22	k	6034	CLA	CHD-C4C-C3C	-3.83	119.22	124.84
22	a	6006	CLA	CHD-C4C-C3C	-3.82	119.22	124.84

Continued on next page...

Continued from previous page...

Mol	Chain	Res	Type	Atoms	Z	Observed(°)	Ideal(°)
22	d	6004	CLA	CHD-C4C-C3C	-3.82	119.22	124.84
22	B	1024	CLA	C2D-C1D-ND	3.82	112.92	110.10
22	C	1036	CLA	CHD-C4C-C3C	-3.82	119.22	124.84
22	C	1026	CLA	CHD-C4C-C3C	-3.82	119.22	124.84
22	C	1033	CLA	CHD-C4C-C3C	-3.82	119.22	124.84
22	B	1022	CLA	C2D-C1D-ND	3.82	112.92	110.10
22	B	1012	CLA	CHD-C4C-C3C	-3.82	119.22	124.84
22	B	1016	CLA	C2D-C1D-ND	3.82	112.92	110.10
22	c	6033	CLA	C3B-C4B-NB	3.82	114.15	109.21
22	C	1035	CLA	C2D-C1D-ND	3.82	112.92	110.10
22	C	1035	CLA	C3B-C4B-NB	3.82	114.15	109.21
22	A	1006	CLA	CHD-C4C-C3C	-3.82	119.23	124.84
22	B	1011	CLA	C2D-C1D-ND	3.82	112.92	110.10
22	H	1017	CLA	C3B-C4B-NB	3.82	114.14	109.21
22	b	6016	CLA	C3B-C4B-NB	3.82	114.14	109.21
22	D	1008	CLA	CHD-C4C-C3C	-3.81	119.24	124.84
22	B	1013	CLA	C3B-C4B-NB	3.81	114.14	109.21
22	b	6013	CLA	C3B-C4B-NB	3.81	114.14	109.21
22	H	1017	CLA	C2D-C1D-ND	3.81	112.91	110.10
22	C	1032	CLA	C3B-C4B-NB	3.81	114.14	109.21
22	b	6024	CLA	CHD-C4C-C3C	-3.81	119.24	124.84
22	B	1019	CLA	C2D-C1D-ND	3.81	112.91	110.10
22	d	6005	CLA	C2D-C1D-ND	3.81	112.91	110.10
22	c	6026	CLA	CHD-C4C-C3C	-3.81	119.24	124.84
22	C	1026	CLA	C3B-C4B-NB	3.81	114.13	109.21
22	c	6036	CLA	CHD-C4C-C3C	-3.81	119.24	124.84
22	c	6026	CLA	C3B-C4B-NB	3.81	114.13	109.21
22	b	6019	CLA	CHD-C4C-C3C	-3.81	119.25	124.84
22	b	6019	CLA	C2D-C1D-ND	3.80	112.91	110.10
22	C	1030	CLA	C3B-C4B-NB	3.80	114.13	109.21
22	c	6035	CLA	C3B-C4B-NB	3.80	114.13	109.21
22	c	6028	CLA	C2D-C1D-ND	3.80	112.91	110.10
22	c	6037	CLA	C2D-C1D-ND	3.80	112.91	110.10
22	a	6007	CLA	C3B-C4B-NB	3.80	114.13	109.21
22	c	6030	CLA	O2D-CGD-CBD	3.80	118.03	111.27
22	B	1021	CLA	C3B-C4B-NB	3.80	114.13	109.21
22	D	1004	CLA	C3B-C4B-NB	3.80	114.13	109.21
22	A	1006	CLA	C2D-C1D-ND	3.80	112.91	110.10
22	c	6037	CLA	C3B-C4B-NB	3.80	114.12	109.21
22	b	6014	CLA	C2D-C1D-ND	3.80	112.91	110.10
22	c	6033	CLA	CHD-C4C-C3C	-3.80	119.26	124.84
22	b	6012	CLA	CHD-C4C-C3C	-3.80	119.26	124.84

Continued on next page...

Continued from previous page...

Mol	Chain	Res	Type	Atoms	Z	Observed(°)	Ideal(°)
22	B	1016	CLA	C3B-C4B-NB	3.80	114.12	109.21
22	A	1007	CLA	C3B-C4B-NB	3.80	114.12	109.21
22	b	6010	CLA	C2D-C1D-ND	3.80	112.90	110.10
24	a	6043	PQ9	C11-C12-C13	-3.80	120.47	126.79
22	b	6018	CLA	C3B-C4B-NB	3.79	114.12	109.21
22	c	6027	CLA	C3B-C4B-NB	3.79	114.11	109.21
22	b	6021	CLA	C3B-C4B-NB	3.79	114.11	109.21
22	B	1019	CLA	CHD-C4C-C3C	-3.79	119.27	124.84
22	a	6006	CLA	C2D-C1D-ND	3.79	112.90	110.10
22	C	1037	CLA	C3B-C4B-NB	3.79	114.11	109.21
22	b	6019	CLA	C3B-C4B-NB	3.79	114.11	109.21
22	A	1003	CLA	C3B-C4B-NB	3.79	114.11	109.21
22	C	1031	CLA	C3B-C4B-NB	3.79	114.11	109.21
22	B	1018	CLA	C3B-C4B-NB	3.79	114.11	109.21
22	h	6017	CLA	C3B-C4B-NB	3.79	114.11	109.21
22	b	6012	CLA	C3B-C4B-NB	3.79	114.11	109.21
22	C	1028	CLA	C2D-C1D-ND	3.79	112.90	110.10
22	d	6008	CLA	C2D-C1D-ND	3.79	112.90	110.10
24	A	1043	PQ9	C11-C12-C13	-3.79	120.48	126.79
22	c	6032	CLA	C2D-C1D-ND	3.79	112.90	110.10
22	B	1019	CLA	C3B-C4B-NB	3.79	114.11	109.21
22	C	1036	CLA	C3B-C4B-NB	3.79	114.11	109.21
22	a	6006	CLA	C3B-C4B-NB	3.79	114.11	109.21
22	b	6009	CLA	C1D-ND-C4D	-3.79	103.65	106.33
22	b	6022	CLA	C3D-C4D-ND	3.79	116.36	110.24
22	C	1030	CLA	O2D-CGD-CBD	3.79	117.99	111.27
22	a	6006	CLA	C3D-C4D-ND	3.78	116.36	110.24
22	b	6024	CLA	C2D-C1D-ND	3.78	112.89	110.10
22	B	1023	CLA	C3D-C4D-ND	3.78	116.36	110.24
22	B	1012	CLA	C3B-C4B-NB	3.78	114.10	109.21
22	c	6028	CLA	C3B-C4B-NB	3.78	114.10	109.21
22	c	6033	CLA	C2D-C1D-ND	3.78	112.89	110.10
22	c	6030	CLA	C3B-C4B-NB	3.78	114.10	109.21
24	d	6042	PQ9	C11-C12-C13	-3.78	120.50	126.79
22	C	1033	CLA	C3B-C4B-NB	3.78	114.10	109.21
22	b	6023	CLA	C3B-C4B-NB	3.78	114.10	109.21
22	C	1027	CLA	C3B-C4B-NB	3.78	114.09	109.21
22	a	6003	CLA	C3B-C4B-NB	3.78	114.09	109.21
22	c	6032	CLA	C3B-C4B-NB	3.78	114.09	109.21
22	d	6008	CLA	C1D-ND-C4D	-3.78	103.65	106.33
22	B	1014	CLA	C3B-C4B-NB	3.78	114.09	109.21
22	B	1022	CLA	C3B-C4B-NB	3.78	114.09	109.21

Continued on next page...

Continued from previous page...

Mol	Chain	Res	Type	Atoms	Z	Observed(°)	Ideal(°)
24	D	1042	PQ9	C11-C12-C13	-3.77	120.51	126.79
22	C	1028	CLA	C3B-C4B-NB	3.77	114.09	109.21
22	b	6014	CLA	C3B-C4B-NB	3.77	114.09	109.21
22	k	6034	CLA	C3B-C4B-NB	3.77	114.09	109.21
22	c	6031	CLA	C3B-C4B-NB	3.77	114.09	109.21
22	B	1023	CLA	C3B-C4B-NB	3.77	114.09	109.21
22	b	6013	CLA	C2D-C1D-ND	3.77	112.88	110.10
22	d	6004	CLA	C3B-C4B-NB	3.77	114.08	109.21
22	B	1022	CLA	C3D-C4D-ND	3.77	116.34	110.24
22	b	6024	CLA	C3B-C4B-NB	3.77	114.08	109.21
22	c	6029	CLA	C3B-C4B-NB	3.77	114.08	109.21
22	b	6023	CLA	C3D-C4D-ND	3.77	116.33	110.24
22	B	1011	CLA	C1D-ND-C4D	-3.77	103.66	106.33
22	h	6017	CLA	C3D-C4D-ND	3.77	116.33	110.24
22	C	1033	CLA	C3D-C4D-ND	3.76	116.33	110.24
22	k	6034	CLA	C3D-C4D-ND	3.76	116.33	110.24
22	C	1025	CLA	C3B-C4B-NB	3.76	114.08	109.21
22	b	6016	CLA	C3D-C4D-ND	3.76	116.33	110.24
22	K	1034	CLA	C3B-C4B-NB	3.76	114.07	109.21
22	B	1009	CLA	C2D-C1D-ND	3.76	112.88	110.10
22	D	1005	CLA	C3B-C4B-NB	3.76	114.07	109.21
22	A	1006	CLA	C3B-C4B-NB	3.76	114.07	109.21
22	c	6025	CLA	C3B-C4B-NB	3.76	114.07	109.21
22	B	1024	CLA	C3B-C4B-NB	3.76	114.07	109.21
22	d	6005	CLA	C3B-C4B-NB	3.76	114.07	109.21
22	B	1013	CLA	C2D-C1D-ND	3.76	112.87	110.10
22	H	1017	CLA	C3D-C4D-ND	3.76	116.31	110.24
22	B	1015	CLA	C3D-C4D-ND	3.75	116.31	110.24
22	b	6021	CLA	C3D-C4D-ND	3.75	116.31	110.24
22	C	1029	CLA	C3B-C4B-NB	3.75	114.06	109.21
22	C	1029	CLA	C2D-C1D-ND	3.75	112.87	110.10
22	B	1009	CLA	C1D-ND-C4D	-3.75	103.67	106.33
22	B	1013	CLA	C3D-C4D-ND	3.75	116.30	110.24
22	C	1037	CLA	C3D-C4D-ND	3.75	116.30	110.24
22	b	6015	CLA	C3D-C4D-ND	3.75	116.30	110.24
22	c	6029	CLA	C2D-C1D-ND	3.75	112.87	110.10
22	c	6026	CLA	C3D-C4D-ND	3.75	116.30	110.24
22	C	1026	CLA	C3D-C4D-ND	3.75	116.30	110.24
22	B	1018	CLA	C3D-C4D-ND	3.75	116.30	110.24
22	A	1006	CLA	C3D-C4D-ND	3.75	116.30	110.24
22	d	6005	CLA	C3D-C4D-ND	3.75	116.30	110.24
22	b	6011	CLA	C3B-C4B-NB	3.75	114.05	109.21

Continued on next page...

Continued from previous page...

Mol	Chain	Res	Type	Atoms	Z	Observed(°)	Ideal(°)
22	c	6025	CLA	C3D-C4D-ND	3.74	116.29	110.24
22	b	6009	CLA	C2D-C1D-ND	3.74	112.86	110.10
22	b	6022	CLA	C3B-C4B-NB	3.74	114.05	109.21
22	b	6014	CLA	C3D-C4D-ND	3.74	116.29	110.24
22	D	1008	CLA	C1D-ND-C4D	-3.74	103.68	106.33
22	D	1005	CLA	C3D-C4D-ND	3.74	116.29	110.24
22	a	6007	CLA	C3D-C4D-ND	3.74	116.29	110.24
22	B	1021	CLA	C3D-C4D-ND	3.74	116.29	110.24
22	C	1025	CLA	C3D-C4D-ND	3.74	116.29	110.24
22	b	6018	CLA	C3D-C4D-ND	3.74	116.29	110.24
22	b	6012	CLA	C3D-C4D-ND	3.74	116.28	110.24
22	c	6035	CLA	C3D-C4D-ND	3.74	116.28	110.24
22	C	1036	CLA	C3D-C4D-ND	3.74	116.28	110.24
22	c	6036	CLA	C3D-C4D-ND	3.74	116.28	110.24
22	D	1004	CLA	C3D-C4D-ND	3.74	116.28	110.24
22	b	6013	CLA	C3D-C4D-ND	3.74	116.28	110.24
22	c	6037	CLA	C3D-C4D-ND	3.74	116.28	110.24
25	T	6046	BCR	C33-C5-C4	3.73	120.79	113.62
22	C	1035	CLA	C3D-C4D-ND	3.73	116.28	110.24
22	b	6020	CLA	C3D-C4D-ND	3.73	116.27	110.24
22	B	1016	CLA	C3D-C4D-ND	3.73	116.27	110.24
22	K	1034	CLA	C3D-C4D-ND	3.73	116.27	110.24
22	B	1011	CLA	C3B-C4B-NB	3.73	114.03	109.21
22	c	6032	CLA	C3D-C4D-ND	3.73	116.27	110.24
22	A	1003	CLA	C3D-C4D-ND	3.73	116.27	110.24
22	B	1020	CLA	C3D-C4D-ND	3.73	116.27	110.24
22	C	1028	CLA	C3D-C4D-ND	3.72	116.26	110.24
22	B	1014	CLA	C3D-C4D-ND	3.72	116.26	110.24
22	c	6028	CLA	C3D-C4D-ND	3.72	116.26	110.24
22	c	6027	CLA	C3D-C4D-ND	3.72	116.26	110.24
22	b	6019	CLA	C3D-C4D-ND	3.72	116.25	110.24
22	B	1012	CLA	C3D-C4D-ND	3.72	116.25	110.24
22	c	6033	CLA	C3D-C4D-ND	3.72	116.25	110.24
22	A	1007	CLA	C3D-C4D-ND	3.72	116.25	110.24
22	B	1024	CLA	C3D-C4D-ND	3.72	116.25	110.24
25	t	1046	BCR	C1-C6-C5	-3.72	117.38	122.61
25	t	1046	BCR	C33-C5-C4	3.72	120.75	113.62
22	C	1032	CLA	C3D-C4D-ND	3.71	116.25	110.24
22	B	1019	CLA	C3D-C4D-ND	3.71	116.25	110.24
25	B	1047	BCR	C37-C22-C21	-3.71	117.72	122.92
22	C	1027	CLA	C3D-C4D-ND	3.71	116.25	110.24
22	C	1031	CLA	C3D-C4D-ND	3.71	116.24	110.24

Continued on next page...

Continued from previous page...

Mol	Chain	Res	Type	Atoms	Z	Observed(°)	Ideal(°)
22	D	1008	CLA	C2D-C1D-ND	3.71	112.84	110.10
22	d	6004	CLA	C3D-C4D-ND	3.71	116.23	110.24
22	c	6029	CLA	C3D-C4D-ND	3.70	116.23	110.24
25	a	6044	BCR	C38-C26-C25	-3.70	120.38	124.53
22	a	6003	CLA	C3D-C4D-ND	3.70	116.22	110.24
25	b	6047	BCR	C37-C22-C21	-3.70	117.75	122.92
22	b	6010	CLA	C3D-C4D-ND	3.70	116.22	110.24
22	b	6024	CLA	C3D-C4D-ND	3.69	116.20	110.24
22	c	6031	CLA	C3D-C4D-ND	3.69	116.20	110.24
22	C	1029	CLA	C3D-C4D-ND	3.69	116.20	110.24
22	B	1010	CLA	C3D-C4D-ND	3.68	116.19	110.24
25	B	1048	BCR	C37-C22-C21	-3.68	117.77	122.92
25	T	6046	BCR	C1-C6-C5	-3.68	117.43	122.61
25	T	6048	BCR	C37-C22-C21	-3.67	117.78	122.92
22	c	6030	CLA	C3D-C4D-ND	3.67	116.18	110.24
25	A	1044	BCR	C38-C26-C25	-3.67	120.41	124.53
22	C	1030	CLA	C3D-C4D-ND	3.67	116.17	110.24
22	D	1008	CLA	C3D-C4D-ND	3.66	116.16	110.24
22	d	6008	CLA	C3D-C4D-ND	3.65	116.15	110.24
23	D	1039	PHO	OBD-CAD-CBD	-3.64	120.47	125.82
22	b	6011	CLA	C3D-C4D-ND	3.62	116.10	110.24
23	d	6039	PHO	OBD-CAD-CBD	-3.62	120.51	125.82
23	a	6038	PHO	OBD-CAD-CBD	-3.62	120.52	125.82
22	D	1008	CLA	O2D-CGD-CBD	3.62	117.69	111.27
22	b	6009	CLA	C3D-C4D-ND	3.61	116.08	110.24
22	B	1009	CLA	C3D-C4D-ND	3.60	116.07	110.24
22	d	6008	CLA	O2D-CGD-CBD	3.60	117.67	111.27
23	A	1038	PHO	OBD-CAD-CBD	-3.60	120.54	125.82
22	B	1011	CLA	C3D-C4D-ND	3.60	116.07	110.24
25	a	6044	BCR	C37-C22-C23	3.53	123.63	118.08
25	A	1044	BCR	C37-C22-C23	3.52	123.63	118.08
22	b	6023	CLA	C2A-C1A-CHA	-3.52	117.70	123.86
22	B	1023	CLA	C2A-C1A-CHA	-3.52	117.71	123.86
22	b	6022	CLA	C2A-C1A-CHA	-3.51	117.72	123.86
22	d	6008	CLA	C2A-C1A-CHA	-3.51	117.72	123.86
25	T	6046	BCR	C38-C26-C25	-3.51	120.59	124.53
22	b	6014	CLA	C2A-C1A-CHA	-3.51	117.73	123.86
22	b	6016	CLA	C2A-C1A-CHA	-3.51	117.73	123.86
25	t	1046	BCR	C38-C26-C25	-3.51	120.59	124.53
22	B	1014	CLA	C2A-C1A-CHA	-3.50	117.73	123.86
22	c	6025	CLA	C2A-C1A-CHA	-3.50	117.73	123.86
22	D	1008	CLA	C2A-C1A-CHA	-3.50	117.74	123.86

Continued on next page...

Continued from previous page...

Mol	Chain	Res	Type	Atoms	Z	Observed(°)	Ideal(°)
22	C	1037	CLA	C2A-C1A-CHA	-3.50	117.74	123.86
22	c	6037	CLA	C2A-C1A-CHA	-3.50	117.74	123.86
22	a	6006	CLA	C2A-C1A-CHA	-3.50	117.75	123.86
22	C	1025	CLA	C2A-C1A-CHA	-3.49	117.75	123.86
22	b	6013	CLA	C2A-C1A-CHA	-3.49	117.75	123.86
22	c	6035	CLA	C2A-C1A-CHA	-3.49	117.75	123.86
22	k	6034	CLA	C2A-C1A-CHA	-3.49	117.76	123.86
22	c	6033	CLA	C2A-C1A-CHA	-3.49	117.76	123.86
22	d	6005	CLA	C2A-C1A-CHA	-3.49	117.76	123.86
22	D	1005	CLA	C2A-C1A-CHA	-3.49	117.76	123.86
22	A	1006	CLA	C2A-C1A-CHA	-3.49	117.76	123.86
22	B	1022	CLA	C2A-C1A-CHA	-3.49	117.77	123.86
22	C	1033	CLA	C2A-C1A-CHA	-3.48	117.77	123.86
22	a	6007	CLA	C2A-C1A-CHA	-3.48	117.77	123.86
22	b	6019	CLA	C2A-C1A-CHA	-3.48	117.77	123.86
22	B	1019	CLA	C2A-C1A-CHA	-3.48	117.78	123.86
22	H	1017	CLA	C2A-C1A-CHA	-3.48	117.78	123.86
22	A	1003	CLA	C2A-C1A-CHA	-3.48	117.78	123.86
22	B	1015	CLA	C2A-C1A-CHA	-3.48	117.78	123.86
22	B	1021	CLA	C2A-C1A-CHA	-3.48	117.78	123.86
22	C	1031	CLA	C2A-C1A-CHA	-3.48	117.78	123.86
22	b	6015	CLA	C2A-C1A-CHA	-3.48	117.78	123.86
22	B	1013	CLA	C2A-C1A-CHA	-3.47	117.78	123.86
22	A	1007	CLA	C2A-C1A-CHA	-3.47	117.79	123.86
22	D	1004	CLA	C2A-C1A-CHA	-3.47	117.79	123.86
22	C	1027	CLA	C2A-C1A-CHA	-3.47	117.79	123.86
22	C	1036	CLA	C2A-C1A-CHA	-3.47	117.79	123.86
22	K	1034	CLA	C2A-C1A-CHA	-3.47	117.79	123.86
22	c	6036	CLA	C2A-C1A-CHA	-3.47	117.79	123.86
22	C	1028	CLA	C2A-C1A-CHA	-3.47	117.80	123.86
22	d	6004	CLA	C2A-C1A-CHA	-3.47	117.80	123.86
22	C	1035	CLA	C2A-C1A-CHA	-3.47	117.80	123.86
22	B	1016	CLA	C2A-C1A-CHA	-3.47	117.80	123.86
22	B	1020	CLA	C2A-C1A-CHA	-3.47	117.80	123.86
22	B	1012	CLA	C2A-C1A-CHA	-3.46	117.80	123.86
22	c	6027	CLA	C2A-C1A-CHA	-3.46	117.80	123.86
22	c	6032	CLA	C2A-C1A-CHA	-3.46	117.80	123.86
22	B	1018	CLA	C2A-C1A-CHA	-3.46	117.80	123.86
22	B	1024	CLA	C2A-C1A-CHA	-3.46	117.81	123.86
22	C	1032	CLA	C2A-C1A-CHA	-3.46	117.81	123.86
22	b	6024	CLA	C2A-C1A-CHA	-3.46	117.81	123.86
22	c	6031	CLA	C2A-C1A-CHA	-3.46	117.81	123.86

Continued on next page...

Continued from previous page...

Mol	Chain	Res	Type	Atoms	Z	Observed(°)	Ideal(°)
22	b	6021	CLA	C2A-C1A-CHA	-3.46	117.81	123.86
22	c	6028	CLA	C2A-C1A-CHA	-3.46	117.81	123.86
22	b	6012	CLA	C2A-C1A-CHA	-3.46	117.82	123.86
22	h	6017	CLA	C2A-C1A-CHA	-3.46	117.82	123.86
22	a	6003	CLA	C2A-C1A-CHA	-3.45	117.82	123.86
22	C	1026	CLA	C2A-C1A-CHA	-3.45	117.82	123.86
22	b	6018	CLA	C2A-C1A-CHA	-3.44	117.84	123.86
22	b	6020	CLA	C2A-C1A-CHA	-3.44	117.85	123.86
22	c	6030	CLA	C2A-C1A-CHA	-3.44	117.85	123.86
22	b	6010	CLA	C2A-C1A-CHA	-3.43	117.85	123.86
22	c	6026	CLA	C2A-C1A-CHA	-3.43	117.86	123.86
31	V	1041	HEM	C4C-CHD-C1D	3.43	127.08	122.56
22	B	1010	CLA	C2A-C1A-CHA	-3.43	117.86	123.86
22	B	1011	CLA	C2A-C1A-CHA	-3.42	117.87	123.86
25	A	1044	BCR	C37-C22-C21	-3.42	118.13	122.92
25	a	6044	BCR	C37-C22-C21	-3.42	118.13	122.92
31	v	6041	HEM	C4C-CHD-C1D	3.42	127.07	122.56
24	d	6042	PQ9	C11-C2-C1	3.42	119.66	116.88
22	b	6011	CLA	C2A-C1A-CHA	-3.42	117.88	123.86
31	f	6040	HEM	C4C-CHD-C1D	3.42	127.06	122.56
22	C	1030	CLA	C2A-C1A-CHA	-3.41	117.89	123.86
22	c	6029	CLA	C2A-C1A-CHA	-3.41	117.90	123.86
22	C	1029	CLA	C2A-C1A-CHA	-3.40	117.91	123.86
31	F	1040	HEM	C4C-CHD-C1D	3.39	127.04	122.56
25	A	1044	BCR	C33-C5-C4	3.39	120.13	113.62
25	a	6044	BCR	C33-C5-C4	3.38	120.12	113.62
24	D	1042	PQ9	C11-C2-C1	3.37	119.61	116.88
24	a	6043	PQ9	C11-C2-C1	3.37	119.61	116.88
24	A	1043	PQ9	C11-C2-C1	3.36	119.61	116.88
25	B	1048	BCR	C38-C26-C27	3.36	120.08	113.62
22	B	1009	CLA	C2A-C1A-CHA	-3.36	117.98	123.86
22	b	6009	CLA	C2A-C1A-CHA	-3.36	117.98	123.86
25	T	6048	BCR	C38-C26-C27	3.36	120.07	113.62
25	c	6054	BCR	C33-C5-C4	3.35	120.05	113.62
25	B	1048	BCR	C33-C5-C4	3.35	120.04	113.62
25	z	6053	BCR	C38-C26-C27	3.35	120.04	113.62
25	d	6050	BCR	C38-C26-C27	3.34	120.04	113.62
25	b	6047	BCR	C38-C26-C27	3.34	120.04	113.62
25	T	6048	BCR	C33-C5-C4	3.34	120.04	113.62
25	D	1050	BCR	C38-C26-C27	3.34	120.03	113.62
25	B	1045	BCR	C33-C5-C4	3.34	120.03	113.62
25	Z	1053	BCR	C33-C5-C4	3.34	120.03	113.62

Continued on next page...

Continued from previous page...

Mol	Chain	Res	Type	Atoms	Z	Observed(°)	Ideal(°)
25	b	6047	BCR	C33-C5-C4	3.34	120.03	113.62
25	C	1054	BCR	C33-C5-C4	3.34	120.02	113.62
25	B	1047	BCR	C38-C26-C27	3.34	120.02	113.62
25	z	6053	BCR	C33-C5-C4	3.33	120.02	113.62
25	b	6045	BCR	C33-C5-C4	3.33	120.02	113.62
25	k	6051	BCR	C33-C5-C4	3.33	120.02	113.62
25	B	1047	BCR	C33-C5-C4	3.33	120.02	113.62
25	K	1051	BCR	C33-C5-C4	3.33	120.02	113.62
25	b	6045	BCR	C38-C26-C27	3.33	120.02	113.62
25	B	1045	BCR	C38-C26-C27	3.33	120.01	113.62
25	Z	1053	BCR	C38-C26-C27	3.33	120.01	113.62
25	D	1050	BCR	C33-C5-C4	3.33	120.01	113.62
25	k	6052	BCR	C33-C5-C4	3.33	120.01	113.62
25	t	1046	BCR	C33-C5-C6	-3.33	120.79	124.53
25	C	1052	BCR	C33-C5-C4	3.32	119.99	113.62
25	d	6050	BCR	C33-C5-C4	3.32	119.99	113.62
25	H	1049	BCR	C33-C5-C4	3.31	119.98	113.62
25	h	6049	BCR	C33-C5-C4	3.31	119.98	113.62
25	K	1051	BCR	C38-C26-C27	3.31	119.97	113.62
25	k	6051	BCR	C38-C26-C27	3.31	119.97	113.62
25	T	6046	BCR	C33-C5-C6	-3.30	120.82	124.53
25	h	6049	BCR	C38-C26-C27	3.28	119.92	113.62
25	H	1049	BCR	C38-C26-C27	3.28	119.91	113.62
25	C	1054	BCR	C38-C26-C27	3.27	119.89	113.62
25	c	6054	BCR	C38-C26-C27	3.26	119.88	113.62
22	b	6022	CLA	C1-C2-C3	-3.25	120.43	126.04
22	c	6028	CLA	C1-C2-C3	-3.25	120.43	126.04
22	a	6003	CLA	C1-C2-C3	-3.24	120.43	126.04
22	B	1011	CLA	O2D-CGD-O1D	-3.24	117.50	123.84
22	b	6011	CLA	O2D-CGD-O1D	-3.24	117.50	123.84
25	a	6044	BCR	C38-C26-C27	3.24	119.84	113.62
22	c	6037	CLA	C1-C2-C3	-3.24	120.44	126.04
22	B	1009	CLA	C1-C2-C3	-3.24	120.45	126.04
22	c	6032	CLA	C1-C2-C3	-3.23	120.45	126.04
22	b	6009	CLA	C1-C2-C3	-3.23	120.45	126.04
22	d	6004	CLA	C1-C2-C3	-3.23	120.46	126.04
22	B	1022	CLA	C1-C2-C3	-3.23	120.46	126.04
22	c	6027	CLA	C1-C2-C3	-3.23	120.46	126.04
25	k	6052	BCR	C37-C22-C23	3.23	123.16	118.08
22	C	1028	CLA	C1-C2-C3	-3.23	120.47	126.04
22	C	1033	CLA	C1-C2-C3	-3.22	120.47	126.04
22	C	1032	CLA	C1-C2-C3	-3.22	120.47	126.04

Continued on next page...

Continued from previous page...

Mol	Chain	Res	Type	Atoms	Z	Observed(°)	Ideal(°)
22	c	6031	CLA	C1-C2-C3	-3.22	120.47	126.04
25	k	6052	BCR	C37-C22-C21	-3.22	118.41	122.92
22	A	1003	CLA	C1-C2-C3	-3.22	120.48	126.04
22	b	6024	CLA	C1-C2-C3	-3.22	120.48	126.04
22	B	1016	CLA	C1-C2-C3	-3.22	120.48	126.04
25	A	1044	BCR	C38-C26-C27	3.22	119.79	113.62
22	c	6035	CLA	C1-C2-C3	-3.22	120.48	126.04
22	D	1005	CLA	C1-C2-C3	-3.21	120.48	126.04
22	B	1014	CLA	C1-C2-C3	-3.21	120.49	126.04
22	C	1036	CLA	C1-C2-C3	-3.21	120.49	126.04
22	C	1037	CLA	C1-C2-C3	-3.21	120.49	126.04
22	b	6014	CLA	C1-C2-C3	-3.21	120.49	126.04
22	b	6015	CLA	C1-C2-C3	-3.21	120.49	126.04
22	C	1031	CLA	C1-C2-C3	-3.21	120.49	126.04
22	H	1017	CLA	C1-C2-C3	-3.21	120.49	126.04
22	K	1034	CLA	C1-C2-C3	-3.21	120.49	126.04
22	c	6026	CLA	C1-C2-C3	-3.21	120.49	126.04
22	A	1006	CLA	C1-C2-C3	-3.21	120.49	126.04
22	C	1035	CLA	C1-C2-C3	-3.21	120.49	126.04
22	a	6006	CLA	C1-C2-C3	-3.21	120.49	126.04
22	a	6007	CLA	C1-C2-C3	-3.21	120.49	126.04
22	d	6005	CLA	C1-C2-C3	-3.21	120.49	126.04
22	B	1019	CLA	C1-C2-C3	-3.21	120.49	126.04
23	D	1039	PHO	C1-C2-C3	-3.21	120.49	126.04
22	A	1007	CLA	C1-C2-C3	-3.21	120.50	126.04
22	C	1026	CLA	C1-C2-C3	-3.21	120.50	126.04
22	B	1012	CLA	C1-C2-C3	-3.21	120.50	126.04
22	h	6017	CLA	C1-C2-C3	-3.21	120.50	126.04
25	C	1052	BCR	C37-C22-C23	3.21	123.13	118.08
22	k	6034	CLA	C1-C2-C3	-3.20	120.50	126.04
22	B	1015	CLA	C1-C2-C3	-3.20	120.50	126.04
25	C	1052	BCR	C37-C22-C21	-3.20	118.44	122.92
22	C	1027	CLA	C1-C2-C3	-3.20	120.50	126.04
22	b	6018	CLA	C1-C2-C3	-3.20	120.50	126.04
22	c	6036	CLA	C1-C2-C3	-3.20	120.51	126.04
22	b	6016	CLA	C1-C2-C3	-3.20	120.51	126.04
22	B	1013	CLA	C1-C2-C3	-3.20	120.51	126.04
22	c	6033	CLA	C1-C2-C3	-3.20	120.51	126.04
22	D	1004	CLA	C1-C2-C3	-3.20	120.51	126.04
22	c	6025	CLA	C1-C2-C3	-3.20	120.51	126.04
22	B	1020	CLA	C1-C2-C3	-3.20	120.51	126.04
22	B	1018	CLA	C1-C2-C3	-3.20	120.51	126.04

Continued on next page...

Continued from previous page...

Mol	Chain	Res	Type	Atoms	Z	Observed(°)	Ideal(°)
22	b	6012	CLA	C1-C2-C3	-3.20	120.52	126.04
22	B	1024	CLA	C1-C2-C3	-3.20	120.52	126.04
22	b	6019	CLA	C1-C2-C3	-3.20	120.52	126.04
23	A	1038	PHO	C1-C2-C3	-3.19	120.52	126.04
22	C	1025	CLA	C1-C2-C3	-3.19	120.52	126.04
23	d	6039	PHO	C1-C2-C3	-3.19	120.52	126.04
23	a	6038	PHO	C1-C2-C3	-3.19	120.53	126.04
22	b	6013	CLA	C1-C2-C3	-3.18	120.54	126.04
22	b	6020	CLA	C1-C2-C3	-3.17	120.56	126.04
22	D	1008	CLA	CAC-C3C-C4C	3.17	128.92	124.81
22	d	6008	CLA	CAC-C3C-C4C	3.15	128.90	124.81
22	b	6010	CLA	C1-C2-C3	-3.13	120.63	126.04
22	d	6008	CLA	O2D-CGD-O1D	-3.11	117.75	123.84
22	B	1010	CLA	C1-C2-C3	-3.11	120.67	126.04
22	D	1008	CLA	O2D-CGD-O1D	-3.11	117.76	123.84
22	D	1008	CLA	C1-C2-C3	-3.09	120.70	126.04
22	c	6029	CLA	C1-C2-C3	-3.08	120.71	126.04
22	C	1029	CLA	C1-C2-C3	-3.07	120.73	126.04
22	d	6008	CLA	C1-C2-C3	-3.07	120.74	126.04
25	T	6046	BCR	C38-C26-C27	3.06	119.49	113.62
25	t	1046	BCR	C38-C26-C27	3.05	119.48	113.62
22	b	6021	CLA	C1-C2-C3	-3.02	120.81	126.04
22	C	1029	CLA	CAC-C3C-C4C	3.02	128.73	124.81
22	c	6029	CLA	CAC-C3C-C4C	3.02	128.72	124.81
22	B	1021	CLA	C1-C2-C3	-3.01	120.83	126.04
22	B	1010	CLA	CAC-C3C-C4C	3.01	128.72	124.81
22	B	1023	CLA	C1-C2-C3	-3.01	120.83	126.04
22	b	6010	CLA	CAC-C3C-C4C	3.01	128.72	124.81
25	A	1044	BCR	C28-C27-C26	-3.01	108.71	114.08
22	b	6023	CLA	C1-C2-C3	-3.00	120.86	126.04
25	a	6044	BCR	C28-C27-C26	-3.00	108.72	114.08
24	d	6042	PQ9	C26-C27-C28	-3.00	120.44	127.66
24	d	6042	PQ9	C16-C17-C18	-2.99	120.45	127.66
24	d	6042	PQ9	C31-C32-C33	-2.99	120.46	127.66
25	T	6046	BCR	C4-C5-C6	-2.99	118.39	122.73
24	D	1042	PQ9	C31-C32-C33	-2.99	120.47	127.66
24	d	6042	PQ9	C36-C37-C38	-2.99	120.47	127.66
24	D	1042	PQ9	C26-C27-C28	-2.98	120.47	127.66
24	d	6042	PQ9	C21-C22-C23	-2.98	120.48	127.66
22	b	6023	CLA	CAC-C3C-C4C	2.98	128.68	124.81
24	D	1042	PQ9	C16-C17-C18	-2.98	120.49	127.66
24	a	6043	PQ9	C21-C22-C23	-2.98	120.49	127.66

Continued on next page...

Continued from previous page...

Mol	Chain	Res	Type	Atoms	Z	Observed(°)	Ideal(°)
24	A	1043	PQ9	C31-C32-C33	-2.98	120.49	127.66
24	D	1042	PQ9	C21-C22-C23	-2.98	120.50	127.66
24	a	6043	PQ9	C31-C32-C33	-2.97	120.50	127.66
24	A	1043	PQ9	C21-C22-C23	-2.97	120.50	127.66
24	D	1042	PQ9	C36-C37-C38	-2.97	120.50	127.66
24	A	1043	PQ9	C26-C27-C28	-2.97	120.52	127.66
24	a	6043	PQ9	C26-C27-C28	-2.96	120.53	127.66
24	a	6043	PQ9	C16-C17-C18	-2.96	120.53	127.66
22	B	1023	CLA	CAC-C3C-C4C	2.96	128.65	124.81
24	A	1043	PQ9	C16-C17-C18	-2.96	120.54	127.66
24	a	6043	PQ9	C36-C37-C38	-2.95	120.55	127.66
24	A	1043	PQ9	C36-C37-C38	-2.95	120.55	127.66
22	B	1009	CLA	CAC-C3C-C4C	2.95	128.64	124.81
25	t	1046	BCR	C4-C5-C6	-2.95	118.45	122.73
22	c	6030	CLA	C1-C2-C3	-2.93	120.97	126.04
22	b	6009	CLA	CAC-C3C-C4C	2.93	128.61	124.81
22	a	6003	CLA	CAC-C3C-C4C	2.92	128.60	124.81
22	b	6015	CLA	CAC-C3C-C4C	2.92	128.60	124.81
22	C	1030	CLA	C1-C2-C3	-2.92	120.99	126.04
22	C	1027	CLA	CAC-C3C-C4C	2.92	128.59	124.81
22	A	1003	CLA	CAC-C3C-C4C	2.91	128.59	124.81
22	c	6035	CLA	CAC-C3C-C4C	2.91	128.59	124.81
22	b	6011	CLA	O1D-CGD-CBD	-2.91	118.53	124.48
22	B	1016	CLA	CAC-C3C-C4C	2.91	128.59	124.81
22	a	6007	CLA	CAC-C3C-C4C	2.91	128.58	124.81
22	H	1017	CLA	CAC-C3C-C4C	2.91	128.58	124.81
22	B	1013	CLA	CAC-C3C-C4C	2.90	128.58	124.81
22	K	1034	CLA	CAC-C3C-C4C	2.90	128.58	124.81
22	B	1014	CLA	CAC-C3C-C4C	2.90	128.58	124.81
22	B	1011	CLA	O1D-CGD-CBD	-2.90	118.55	124.48
22	a	6006	CLA	CAC-C3C-C4C	2.90	128.57	124.81
22	C	1029	CLA	C4-C3-C5	2.90	120.15	115.27
22	h	6017	CLA	CAC-C3C-C4C	2.90	128.57	124.81
22	b	6016	CLA	CAC-C3C-C4C	2.90	128.57	124.81
22	B	1022	CLA	CAC-C3C-C4C	2.90	128.57	124.81
22	C	1026	CLA	CAC-C3C-C4C	2.90	128.57	124.81
22	c	6026	CLA	CAC-C3C-C4C	2.90	128.57	124.81
22	k	6034	CLA	CAC-C3C-C4C	2.89	128.56	124.81
22	C	1032	CLA	CAC-C3C-C4C	2.89	128.56	124.81
22	c	6029	CLA	C4-C3-C5	2.89	120.14	115.27
22	b	6014	CLA	CAC-C3C-C4C	2.89	128.56	124.81
22	c	6027	CLA	CAC-C3C-C4C	2.89	128.56	124.81

Continued on next page...

Continued from previous page...

Mol	Chain	Res	Type	Atoms	Z	Observed(°)	Ideal(°)
22	c	6028	CLA	CAC-C3C-C4C	2.89	128.56	124.81
22	c	6032	CLA	CAC-C3C-C4C	2.89	128.56	124.81
22	B	1020	CLA	CAC-C3C-C4C	2.89	128.56	124.81
22	B	1024	CLA	CAC-C3C-C4C	2.89	128.56	124.81
22	C	1025	CLA	CAC-C3C-C4C	2.89	128.56	124.81
22	D	1004	CLA	CAC-C3C-C4C	2.89	128.56	124.81
22	b	6020	CLA	CAC-C3C-C4C	2.89	128.56	124.81
22	C	1035	CLA	CAC-C3C-C4C	2.89	128.56	124.81
22	b	6022	CLA	CAC-C3C-C4C	2.89	128.55	124.81
22	B	1015	CLA	CAC-C3C-C4C	2.88	128.55	124.81
22	A	1006	CLA	CAC-C3C-C4C	2.88	128.55	124.81
22	A	1007	CLA	CAC-C3C-C4C	2.88	128.55	124.81
22	c	6025	CLA	CAC-C3C-C4C	2.88	128.55	124.81
22	C	1031	CLA	CAC-C3C-C4C	2.88	128.54	124.81
22	b	6013	CLA	CAC-C3C-C4C	2.88	128.54	124.81
22	C	1036	CLA	CAC-C3C-C4C	2.87	128.54	124.81
22	D	1005	CLA	CAC-C3C-C4C	2.87	128.54	124.81
25	t	1046	BCR	C30-C25-C26	-2.87	118.57	122.61
22	d	6005	CLA	CAC-C3C-C4C	2.87	128.53	124.81
22	B	1012	CLA	CAC-C3C-C4C	2.87	128.53	124.81
22	C	1037	CLA	CAC-C3C-C4C	2.87	128.53	124.81
22	C	1028	CLA	CAC-C3C-C4C	2.87	128.53	124.81
22	d	6004	CLA	CAC-C3C-C4C	2.87	128.53	124.81
22	b	6011	CLA	C4C-C3C-C2C	-2.87	102.72	106.90
22	c	6029	CLA	CMD-C2D-C3D	-2.87	121.02	127.61
22	C	1033	CLA	CAC-C3C-C4C	2.86	128.53	124.81
22	d	6008	CLA	CMD-C2D-C3D	-2.86	121.03	127.61
22	B	1019	CLA	CAC-C3C-C4C	2.86	128.53	124.81
22	b	6019	CLA	CAC-C3C-C4C	2.86	128.52	124.81
22	D	1008	CLA	CMD-C2D-C3D	-2.86	121.03	127.61
22	B	1018	CLA	CAC-C3C-C4C	2.86	128.52	124.81
22	c	6036	CLA	CAC-C3C-C4C	2.86	128.52	124.81
22	b	6012	CLA	CAC-C3C-C4C	2.86	128.52	124.81
22	C	1029	CLA	CMD-C2D-C3D	-2.86	121.04	127.61
22	B	1010	CLA	C4-C3-C5	2.86	120.08	115.27
22	c	6033	CLA	CAC-C3C-C4C	2.86	128.51	124.81
22	b	6013	CLA	C4-C3-C5	2.85	120.07	115.27
23	d	6039	PHO	C4-C3-C5	2.85	120.06	115.27
22	a	6007	CLA	C4-C3-C5	2.84	120.06	115.27
22	B	1021	CLA	CMD-C2D-C3D	-2.84	121.07	127.61
25	T	6046	BCR	C30-C25-C26	-2.84	118.61	122.61
22	c	6037	CLA	CAC-C3C-C4C	2.84	128.50	124.81

Continued on next page...

Continued from previous page...

Mol	Chain	Res	Type	Atoms	Z	Observed(°)	Ideal(°)
22	A	1007	CLA	C4-C3-C5	2.84	120.05	115.27
22	b	6010	CLA	C4-C3-C5	2.84	120.05	115.27
22	b	6011	CLA	C1-C2-C3	-2.84	121.13	126.04
22	b	6021	CLA	C4-C3-C5	2.84	120.05	115.27
22	k	6034	CLA	CMD-C2D-C3D	-2.84	121.08	127.61
22	c	6031	CLA	CAC-C3C-C4C	2.84	128.49	124.81
22	b	6021	CLA	CMD-C2D-C3D	-2.84	121.08	127.61
22	b	6018	CLA	CAC-C3C-C4C	2.84	128.49	124.81
22	D	1008	CLA	C4-C3-C5	2.84	120.04	115.27
22	b	6014	CLA	C4-C3-C5	2.84	120.04	115.27
22	c	6030	CLA	O2D-CGD-O1D	-2.84	118.29	123.84
22	B	1021	CLA	C4-C3-C5	2.84	120.04	115.27
22	B	1011	CLA	C4C-C3C-C2C	-2.84	102.77	106.90
22	B	1015	CLA	C4-C3-C5	2.83	120.04	115.27
24	d	6042	PQ9	C29-C28-C30	2.83	120.04	115.27
22	B	1011	CLA	C1-C2-C3	-2.83	121.14	126.04
24	D	1042	PQ9	C19-C18-C20	2.83	120.04	115.27
22	B	1013	CLA	C4-C3-C5	2.83	120.04	115.27
22	d	6008	CLA	C4-C3-C5	2.83	120.04	115.27
22	H	1017	CLA	C4-C3-C5	2.83	120.03	115.27
22	c	6035	CLA	CMD-C2D-C3D	-2.83	121.10	127.61
22	c	6026	CLA	CMD-C2D-C3D	-2.83	121.10	127.61
23	D	1039	PHO	C4-C3-C5	2.83	120.03	115.27
24	d	6042	PQ9	C19-C18-C20	2.83	120.03	115.27
25	B	1048	BCR	C28-C27-C26	-2.83	109.03	114.08
22	b	6024	CLA	CAC-C3C-C4C	2.83	128.48	124.81
22	C	1036	CLA	C4-C3-C5	2.83	120.03	115.27
24	d	6042	PQ9	C39-C38-C40	2.83	120.03	115.27
24	a	6043	PQ9	C39-C38-C40	2.83	120.02	115.27
22	A	1003	CLA	CMD-C2D-C3D	-2.83	121.11	127.61
22	b	6015	CLA	C4-C3-C5	2.82	120.02	115.27
24	D	1042	PQ9	C39-C38-C40	2.82	120.02	115.27
24	D	1042	PQ9	C29-C28-C30	2.82	120.02	115.27
22	B	1024	CLA	C4-C3-C5	2.82	120.02	115.27
22	b	6022	CLA	C4-C3-C5	2.82	120.02	115.27
24	d	6042	PQ9	C34-C33-C35	2.82	120.02	115.27
22	b	6023	CLA	CMD-C2D-C3D	-2.82	121.12	127.61
25	T	6048	BCR	C28-C27-C26	-2.82	109.04	114.08
22	D	1004	CLA	C4-C3-C5	2.82	120.02	115.27
22	c	6032	CLA	C4-C3-C5	2.82	120.02	115.27
24	D	1042	PQ9	C24-C23-C25	2.82	120.02	115.27
24	d	6042	PQ9	C24-C23-C25	2.82	120.02	115.27

Continued on next page...

Continued from previous page...

Mol	Chain	Res	Type	Atoms	Z	Observed(°)	Ideal(°)
22	C	1033	CLA	CMD-C2D-C3D	-2.82	121.12	127.61
22	a	6003	CLA	CMD-C2D-C3D	-2.82	121.12	127.61
22	c	6026	CLA	C4-C3-C5	2.82	120.02	115.27
22	b	6021	CLA	CAC-C3C-C4C	2.82	128.47	124.81
22	k	6034	CLA	C4-C3-C5	2.82	120.01	115.27
24	A	1043	PQ9	C14-C13-C15	2.82	120.01	115.27
22	K	1034	CLA	CMD-C2D-C3D	-2.82	121.13	127.61
23	A	1038	PHO	C4-C3-C5	2.82	120.01	115.27
22	B	1011	CLA	CHB-C4A-NA	2.82	128.41	124.51
22	b	6024	CLA	CMD-C2D-C3D	-2.82	121.13	127.61
22	B	1023	CLA	C4-C3-C5	2.82	120.01	115.27
24	a	6043	PQ9	C14-C13-C15	2.82	120.01	115.27
24	D	1042	PQ9	C14-C13-C15	2.82	120.01	115.27
22	h	6017	CLA	C4-C3-C5	2.82	120.01	115.27
22	a	6006	CLA	C4-C3-C5	2.82	120.01	115.27
22	d	6004	CLA	C4-C3-C5	2.82	120.01	115.27
22	A	1006	CLA	C4-C3-C5	2.81	120.01	115.27
22	B	1015	CLA	CMD-C2D-C3D	-2.81	121.14	127.61
22	b	6018	CLA	CMD-C2D-C3D	-2.81	121.14	127.61
22	A	1003	CLA	C4-C3-C5	2.81	120.00	115.27
24	A	1043	PQ9	C39-C38-C40	2.81	120.00	115.27
22	c	6033	CLA	CMD-C2D-C3D	-2.81	121.14	127.61
22	c	6031	CLA	C4-C3-C5	2.81	120.00	115.27
24	a	6043	PQ9	C24-C23-C25	2.81	120.00	115.27
22	a	6003	CLA	C4-C3-C5	2.81	120.00	115.27
22	C	1035	CLA	CMD-C2D-C3D	-2.81	121.14	127.61
22	B	1020	CLA	CMD-C2D-C3D	-2.81	121.14	127.61
22	B	1014	CLA	C4-C3-C5	2.81	120.00	115.27
22	C	1026	CLA	CMD-C2D-C3D	-2.81	121.14	127.61
25	a	6044	BCR	C3-C4-C5	-2.81	109.06	114.08
22	C	1032	CLA	C4-C3-C5	2.81	120.00	115.27
22	C	1026	CLA	C4-C3-C5	2.81	120.00	115.27
22	c	6037	CLA	C4-C3-C5	2.81	120.00	115.27
22	B	1024	CLA	CMD-C2D-C3D	-2.81	121.15	127.61
22	B	1021	CLA	CHB-C4A-NA	2.81	128.40	124.51
22	B	1018	CLA	C4-C3-C5	2.81	120.00	115.27
22	c	6027	CLA	C4-C3-C5	2.81	120.00	115.27
22	b	6015	CLA	CMD-C2D-C3D	-2.81	121.15	127.61
22	d	6005	CLA	CMD-C2D-C3D	-2.81	121.15	127.61
22	C	1031	CLA	C4-C3-C5	2.81	120.00	115.27
22	C	1030	CLA	O2D-CGD-O1D	-2.81	118.35	123.84
22	C	1033	CLA	C4-C3-C5	2.81	119.99	115.27

Continued on next page...

Continued from previous page...

Mol	Chain	Res	Type	Atoms	Z	Observed(°)	Ideal(°)
22	b	6011	CLA	C4-C3-C5	2.81	119.99	115.27
22	b	6018	CLA	C4-C3-C5	2.81	119.99	115.27
24	d	6042	PQ9	C11-C2-C3	-2.81	119.61	123.30
22	B	1011	CLA	C4-C3-C5	2.81	119.99	115.27
22	B	1023	CLA	CMD-C2D-C3D	-2.81	121.16	127.61
22	C	1027	CLA	C4-C3-C5	2.81	119.99	115.27
22	A	1007	CLA	CMD-C2D-C3D	-2.81	121.16	127.61
22	C	1031	CLA	CMD-C2D-C3D	-2.81	121.16	127.61
22	c	6032	CLA	CMD-C2D-C3D	-2.81	121.16	127.61
22	B	1018	CLA	CMD-C2D-C3D	-2.80	121.16	127.61
22	B	1022	CLA	CMD-C2D-C3D	-2.80	121.16	127.61
22	C	1025	CLA	CMD-C2D-C3D	-2.80	121.16	127.61
22	b	6022	CLA	CMD-C2D-C3D	-2.80	121.16	127.61
22	c	6025	CLA	CMD-C2D-C3D	-2.80	121.16	127.61
22	C	1035	CLA	C4-C3-C5	2.80	119.99	115.27
22	B	1009	CLA	CMB-C2B-C3B	2.80	129.93	124.68
24	a	6043	PQ9	C11-C2-C3	-2.80	119.61	123.30
22	K	1034	CLA	C4-C3-C5	2.80	119.99	115.27
24	a	6043	PQ9	C19-C18-C20	2.80	119.99	115.27
22	B	1012	CLA	C4-C3-C5	2.80	119.99	115.27
22	B	1020	CLA	C4-C3-C5	2.80	119.99	115.27
22	B	1022	CLA	C4-C3-C5	2.80	119.99	115.27
22	b	6024	CLA	C4-C3-C5	2.80	119.99	115.27
22	c	6036	CLA	C4-C3-C5	2.80	119.99	115.27
22	B	1013	CLA	CMD-C2D-C3D	-2.80	121.17	127.61
22	D	1005	CLA	CMD-C2D-C3D	-2.80	121.17	127.61
22	c	6035	CLA	C4-C3-C5	2.80	119.99	115.27
24	A	1043	PQ9	C19-C18-C20	2.80	119.99	115.27
22	b	6020	CLA	CMD-C2D-C3D	-2.80	121.17	127.61
22	B	1021	CLA	CAC-C3C-C4C	2.80	128.45	124.81
22	b	6023	CLA	C4-C3-C5	2.80	119.98	115.27
24	A	1043	PQ9	C24-C23-C25	2.80	119.98	115.27
22	c	6031	CLA	CMD-C2D-C3D	-2.80	121.17	127.61
22	c	6033	CLA	C4-C3-C5	2.80	119.98	115.27
31	v	6041	HEM	C1B-NB-C4B	2.80	107.97	105.07
22	B	1014	CLA	CMD-C2D-C3D	-2.80	121.17	127.61
22	b	6012	CLA	CMD-C2D-C3D	-2.80	121.17	127.61
22	B	1019	CLA	C4-C3-C5	2.80	119.98	115.27
22	b	6021	CLA	CHB-C4A-NA	2.80	128.38	124.51
22	a	6006	CLA	CMD-C2D-C3D	-2.80	121.17	127.61
22	b	6019	CLA	CMD-C2D-C3D	-2.80	121.17	127.61
22	C	1029	CLA	O2D-CGD-O1D	-2.80	118.36	123.84

Continued on next page...

Continued from previous page...

Mol	Chain	Res	Type	Atoms	Z	Observed(°)	Ideal(°)
25	B	1047	BCR	C28-C27-C26	-2.80	109.08	114.08
22	b	6009	CLA	CMD-C2D-C3D	-2.80	121.17	127.61
22	c	6027	CLA	CMD-C2D-C3D	-2.80	121.18	127.61
22	H	1017	CLA	CMD-C2D-C3D	-2.80	121.18	127.61
22	b	6020	CLA	C4-C3-C5	2.80	119.98	115.27
24	D	1042	PQ9	C34-C33-C35	2.80	119.98	115.27
25	A	1044	BCR	C3-C4-C5	-2.80	109.08	114.08
22	D	1005	CLA	C4-C3-C5	2.80	119.97	115.27
22	C	1027	CLA	CMD-C2D-C3D	-2.80	121.18	127.61
24	A	1043	PQ9	C11-C2-C3	-2.80	119.62	123.30
23	a	6038	PHO	C4-C3-C5	2.80	119.97	115.27
22	d	6005	CLA	CHB-C4A-NA	2.80	128.38	124.51
22	B	1016	CLA	CMD-C2D-C3D	-2.80	121.18	127.61
22	c	6028	CLA	CMD-C2D-C3D	-2.80	121.18	127.61
22	c	6030	CLA	CMB-C2B-C3B	2.79	129.91	124.68
22	C	1028	CLA	CMD-C2D-C3D	-2.79	121.19	127.61
22	B	1009	CLA	CMD-C2D-C3D	-2.79	121.19	127.61
24	A	1043	PQ9	C29-C28-C30	2.79	119.97	115.27
24	A	1043	PQ9	C34-C33-C35	2.79	119.97	115.27
22	A	1006	CLA	CMD-C2D-C3D	-2.79	121.19	127.61
24	D	1042	PQ9	C11-C2-C3	-2.79	119.63	123.30
22	B	1012	CLA	CMD-C2D-C3D	-2.79	121.19	127.61
22	b	6012	CLA	C4-C3-C5	2.79	119.97	115.27
22	B	1019	CLA	CMD-C2D-C3D	-2.79	121.19	127.61
22	b	6014	CLA	CMD-C2D-C3D	-2.79	121.19	127.61
22	C	1037	CLA	C4-C3-C5	2.79	119.97	115.27
22	a	6003	CLA	C4C-C3C-C2C	-2.79	102.83	106.90
22	C	1025	CLA	C4-C3-C5	2.79	119.96	115.27
24	a	6043	PQ9	C29-C28-C30	2.79	119.96	115.27
22	C	1032	CLA	CMD-C2D-C3D	-2.79	121.20	127.61
22	a	6007	CLA	CMD-C2D-C3D	-2.79	121.20	127.61
22	d	6005	CLA	C4-C3-C5	2.79	119.96	115.27
22	C	1028	CLA	C4-C3-C5	2.79	119.96	115.27
24	d	6042	PQ9	C14-C13-C15	2.79	119.96	115.27
22	C	1036	CLA	CMD-C2D-C3D	-2.79	121.20	127.61
22	b	6016	CLA	CMD-C2D-C3D	-2.79	121.20	127.61
22	c	6037	CLA	CMD-C2D-C3D	-2.79	121.20	127.61
25	b	6047	BCR	C28-C27-C26	-2.79	109.10	114.08
22	B	1016	CLA	C4-C3-C5	2.79	119.96	115.27
22	c	6029	CLA	O2D-CGD-O1D	-2.79	118.39	123.84
22	c	6028	CLA	C4-C3-C5	2.79	119.96	115.27
22	c	6031	CLA	CHB-C4A-NA	2.79	128.36	124.51

Continued on next page...

Continued from previous page...

Mol	Chain	Res	Type	Atoms	Z	Observed(°)	Ideal(°)
25	C	1052	BCR	C38-C26-C25	-2.79	121.40	124.53
22	C	1037	CLA	CMD-C2D-C3D	-2.79	121.21	127.61
22	h	6017	CLA	CMD-C2D-C3D	-2.78	121.21	127.61
22	b	6009	CLA	CMB-C2B-C3B	2.78	129.89	124.68
22	c	6025	CLA	C4-C3-C5	2.78	119.95	115.27
22	b	6013	CLA	CMD-C2D-C3D	-2.78	121.21	127.61
24	a	6043	PQ9	C34-C33-C35	2.78	119.95	115.27
22	D	1004	CLA	CMD-C2D-C3D	-2.78	121.22	127.61
22	c	6032	CLA	C4C-C3C-C2C	-2.78	102.84	106.90
22	b	6011	CLA	CHB-C4A-NA	2.78	128.36	124.51
22	b	6019	CLA	CHB-C4A-NA	2.78	128.36	124.51
22	C	1029	CLA	C4C-C3C-C2C	-2.78	102.85	106.90
25	k	6052	BCR	C38-C26-C25	-2.78	121.41	124.53
22	B	1019	CLA	CHB-C4A-NA	2.78	128.35	124.51
22	C	1030	CLA	CHB-C4A-NA	2.78	128.35	124.51
22	b	6016	CLA	C4-C3-C5	2.78	119.94	115.27
22	A	1003	CLA	C4C-C3C-C2C	-2.77	102.85	106.90
22	b	6019	CLA	C4-C3-C5	2.77	119.94	115.27
22	C	1030	CLA	CMD-C2D-C3D	-2.77	121.23	127.61
22	b	6009	CLA	C4C-C3C-C2C	-2.77	102.85	106.90
22	C	1030	CLA	CMB-C2B-C3B	2.77	129.87	124.68
22	b	6014	CLA	CHB-C4A-NA	2.77	128.35	124.51
22	d	6004	CLA	CMD-C2D-C3D	-2.77	121.24	127.61
22	d	6004	CLA	C4C-C3C-C2C	-2.77	102.86	106.90
22	c	6035	CLA	C4C-C3C-C2C	-2.77	102.86	106.90
22	C	1037	CLA	CHB-C4A-NA	2.77	128.34	124.51
22	c	6027	CLA	CHB-C4A-NA	2.77	128.34	124.51
22	B	1009	CLA	C4C-C3C-C2C	-2.77	102.86	106.90
22	c	6028	CLA	C4C-C3C-C2C	-2.77	102.86	106.90
22	c	6036	CLA	CMD-C2D-C3D	-2.77	121.24	127.61
22	b	6010	CLA	CMD-C2D-C3D	-2.77	121.24	127.61
22	c	6033	CLA	CHB-C4A-NA	2.77	128.34	124.51
22	b	6015	CLA	C4C-C3C-C2C	-2.77	102.86	106.90
22	D	1005	CLA	CHB-C4A-NA	2.77	128.34	124.51
22	C	1035	CLA	C4C-C3C-C2C	-2.77	102.86	106.90
22	B	1014	CLA	CHB-C4A-NA	2.77	128.34	124.51
22	B	1010	CLA	C4C-C3C-C2C	-2.77	102.86	106.90
22	C	1032	CLA	C4C-C3C-C2C	-2.77	102.86	106.90
22	b	6015	CLA	CHB-C4A-NA	2.77	128.34	124.51
22	B	1013	CLA	C4C-C3C-C2C	-2.77	102.87	106.90
22	b	6012	CLA	CHB-C4A-NA	2.77	128.34	124.51
22	c	6037	CLA	CHB-C4A-NA	2.77	128.34	124.51

Continued on next page...

Continued from previous page...

Mol	Chain	Res	Type	Atoms	Z	Observed(°)	Ideal(°)
31	V	1041	HEM	C1B-NB-C4B	2.77	107.93	105.07
22	b	6010	CLA	C4C-C3C-C2C	-2.76	102.87	106.90
22	c	6030	CLA	CMD-C2D-C3D	-2.76	121.26	127.61
22	A	1007	CLA	CHB-C4A-NA	2.76	128.33	124.51
22	b	6022	CLA	CHB-C4A-NA	2.76	128.33	124.51
22	D	1004	CLA	C4C-C3C-C2C	-2.76	102.87	106.90
22	a	6006	CLA	CHB-C4A-NA	2.76	128.33	124.51
31	F	1040	HEM	C1B-NB-C4B	2.76	107.92	105.07
22	C	1026	CLA	C4C-C3C-C2C	-2.76	102.87	106.90
22	C	1036	CLA	CHB-C4A-NA	2.76	128.33	124.51
22	B	1016	CLA	CHB-C4A-NA	2.76	128.33	124.51
22	c	6030	CLA	CHB-C4A-NA	2.76	128.33	124.51
22	a	6006	CLA	CMB-C2B-C3B	2.76	129.84	124.68
22	b	6016	CLA	CHB-C4A-NA	2.76	128.33	124.51
22	c	6035	CLA	CHB-C4A-NA	2.76	128.33	124.51
22	C	1028	CLA	C4C-C3C-C2C	-2.76	102.88	106.90
22	c	6037	CLA	C4C-C3C-C2C	-2.76	102.88	106.90
22	C	1031	CLA	C4C-C3C-C2C	-2.76	102.88	106.90
22	B	1012	CLA	CHB-C4A-NA	2.76	128.32	124.51
22	B	1010	CLA	CMD-C2D-C3D	-2.76	121.27	127.61
22	b	6022	CLA	CMB-C2B-C3B	2.76	129.84	124.68
22	C	1027	CLA	C4C-C3C-C2C	-2.76	102.88	106.90
22	a	6003	CLA	CHB-C4A-NA	2.76	128.32	124.51
22	c	6036	CLA	CHB-C4A-NA	2.76	128.32	124.51
22	k	6034	CLA	CHB-C4A-NA	2.76	128.32	124.51
22	b	6016	CLA	C4C-C3C-C2C	-2.75	102.88	106.90
22	c	6025	CLA	C4C-C3C-C2C	-2.75	102.88	106.90
22	c	6031	CLA	CMB-C2B-C3B	2.75	129.83	124.68
22	B	1024	CLA	CHB-C4A-NA	2.75	128.32	124.51
22	B	1022	CLA	C4C-C3C-C2C	-2.75	102.88	106.90
22	C	1037	CLA	C4C-C3C-C2C	-2.75	102.88	106.90
22	C	1031	CLA	CHB-C4A-NA	2.75	128.32	124.51
22	C	1033	CLA	CMB-C2B-C3B	2.75	129.83	124.68
22	B	1022	CLA	CHB-C4A-NA	2.75	128.32	124.51
22	b	6020	CLA	C4C-C3C-C2C	-2.75	102.89	106.90
22	c	6033	CLA	C4C-C3C-C2C	-2.75	102.89	106.90
22	B	1020	CLA	CHB-C4A-NA	2.75	128.32	124.51
22	B	1016	CLA	C4C-C3C-C2C	-2.75	102.89	106.90
22	B	1024	CLA	C4C-C3C-C2C	-2.75	102.89	106.90
22	b	6020	CLA	CHB-C4A-NA	2.75	128.32	124.51
22	c	6032	CLA	CHB-C4A-NA	2.75	128.32	124.51
22	C	1035	CLA	CHB-C4A-NA	2.75	128.31	124.51

Continued on next page...

Continued from previous page...

Mol	Chain	Res	Type	Atoms	Z	Observed(°)	Ideal(°)
22	B	1014	CLA	C4C-C3C-C2C	-2.75	102.89	106.90
22	K	1034	CLA	C4C-C3C-C2C	-2.75	102.89	106.90
22	C	1025	CLA	C4C-C3C-C2C	-2.75	102.89	106.90
22	h	6017	CLA	C4C-C3C-C2C	-2.75	102.89	106.90
22	a	6006	CLA	C4C-C3C-C2C	-2.75	102.89	106.90
22	C	1033	CLA	C4C-C3C-C2C	-2.75	102.89	106.90
22	B	1013	CLA	CHB-C4A-NA	2.75	128.31	124.51
22	b	6022	CLA	C4C-C3C-C2C	-2.75	102.89	106.90
22	c	6029	CLA	C4C-C3C-C2C	-2.75	102.89	106.90
22	A	1003	CLA	CHB-C4A-NA	2.75	128.31	124.51
22	b	6014	CLA	C4C-C3C-C2C	-2.75	102.89	106.90
22	b	6009	CLA	CHB-C4A-NA	2.75	128.31	124.51
22	h	6017	CLA	CHB-C4A-NA	2.75	128.31	124.51
22	B	1022	CLA	CMB-C2B-C3B	2.75	129.81	124.68
22	A	1006	CLA	CHB-C4A-NA	2.75	128.31	124.51
22	C	1026	CLA	CHB-C4A-NA	2.75	128.31	124.51
22	b	6013	CLA	C4C-C3C-C2C	-2.74	102.90	106.90
22	B	1009	CLA	CHB-C4A-NA	2.74	128.31	124.51
22	B	1015	CLA	CHB-C4A-NA	2.74	128.31	124.51
22	C	1027	CLA	CHB-C4A-NA	2.74	128.31	124.51
22	B	1015	CLA	C4C-C3C-C2C	-2.74	102.90	106.90
31	f	6040	HEM	C1B-NB-C4B	2.74	107.91	105.07
22	A	1006	CLA	CMB-C2B-C3B	2.74	129.81	124.68
22	C	1030	CLA	C4-C3-C5	2.74	119.88	115.27
22	B	1018	CLA	C4C-C3C-C2C	-2.74	102.90	106.90
22	c	6035	CLA	CMB-C2B-C3B	2.74	129.81	124.68
22	K	1034	CLA	CHB-C4A-NA	2.74	128.30	124.51
22	C	1036	CLA	C4C-C3C-C2C	-2.74	102.90	106.90
22	D	1008	CLA	O1D-CGD-CBD	-2.74	118.88	124.48
22	c	6025	CLA	CHB-C4A-NA	2.74	128.30	124.51
22	H	1017	CLA	C4C-C3C-C2C	-2.74	102.91	106.90
22	C	1033	CLA	CHB-C4A-NA	2.74	128.30	124.51
22	C	1032	CLA	CHB-C4A-NA	2.74	128.30	124.51
22	B	1009	CLA	C4-C3-C5	2.74	119.88	115.27
22	c	6037	CLA	CMB-C2B-C3B	2.74	129.80	124.68
22	a	6007	CLA	CHB-C4A-NA	2.74	128.30	124.51
22	b	6009	CLA	C4-C3-C5	2.74	119.87	115.27
22	c	6030	CLA	C4C-C3C-C2C	-2.74	102.91	106.90
22	C	1037	CLA	CMB-C2B-C3B	2.73	129.79	124.68
22	B	1020	CLA	C4C-C3C-C2C	-2.73	102.91	106.90
22	d	6005	CLA	C4C-C3C-C2C	-2.73	102.91	106.90
22	C	1025	CLA	CHB-C4A-NA	2.73	128.29	124.51

Continued on next page...

Continued from previous page...

Mol	Chain	Res	Type	Atoms	Z	Observed(°)	Ideal(°)
22	B	1019	CLA	CMB-C2B-C3B	2.73	129.79	124.68
22	C	1025	CLA	CMB-C2B-C3B	2.73	129.79	124.68
22	C	1035	CLA	CMB-C2B-C3B	2.73	129.79	124.68
22	C	1030	CLA	C4C-C3C-C2C	-2.73	102.92	106.90
22	c	6027	CLA	C4C-C3C-C2C	-2.73	102.92	106.90
22	c	6031	CLA	C4C-C3C-C2C	-2.73	102.92	106.90
22	B	1010	CLA	O2D-CGD-O1D	-2.73	118.50	123.84
22	C	1028	CLA	CMB-C2B-C3B	2.73	129.79	124.68
22	c	6036	CLA	C4C-C3C-C2C	-2.73	102.92	106.90
24	a	6043	PQ9	C6-C5-C4	2.73	120.57	114.99
22	B	1012	CLA	CMB-C2B-C3B	2.73	129.79	124.68
22	c	6033	CLA	CMB-C2B-C3B	2.73	129.79	124.68
22	b	6024	CLA	CHB-C4A-NA	2.73	128.29	124.51
22	d	6004	CLA	CMB-C2B-C3B	2.73	129.79	124.68
22	B	1012	CLA	C4C-C3C-C2C	-2.73	102.92	106.90
22	C	1031	CLA	CMB-C2B-C3B	2.73	129.78	124.68
22	D	1004	CLA	CMB-C2B-C3B	2.73	129.78	124.68
22	b	6010	CLA	O2D-CGD-O1D	-2.73	118.50	123.84
22	c	6025	CLA	CMB-C2B-C3B	2.73	129.78	124.68
22	c	6030	CLA	C4-C3-C5	2.73	119.86	115.27
22	b	6024	CLA	C4C-C3C-C2C	-2.73	102.92	106.90
22	b	6019	CLA	CMB-C2B-C3B	2.73	129.78	124.68
22	c	6026	CLA	C4C-C3C-C2C	-2.73	102.92	106.90
22	k	6034	CLA	C4C-C3C-C2C	-2.73	102.92	106.90
22	H	1017	CLA	CMB-C2B-C3B	2.73	129.78	124.68
22	D	1008	CLA	CHB-C4A-NA	2.73	128.28	124.51
24	A	1043	PQ9	C6-C5-C4	2.73	120.56	114.99
22	B	1013	CLA	CMB-C2B-C3B	2.72	129.78	124.68
22	C	1029	CLA	CHB-C4A-NA	2.72	128.28	124.51
22	H	1017	CLA	CHB-C4A-NA	2.72	128.28	124.51
22	D	1005	CLA	C4C-C3C-C2C	-2.72	102.93	106.90
22	d	6008	CLA	CHB-C4A-NA	2.72	128.28	124.51
22	A	1006	CLA	C4C-C3C-C2C	-2.72	102.93	106.90
22	b	6018	CLA	C4C-C3C-C2C	-2.72	102.93	106.90
22	A	1007	CLA	C4C-C3C-C2C	-2.72	102.93	106.90
22	B	1019	CLA	C4C-C3C-C2C	-2.72	102.93	106.90
22	B	1011	CLA	CMD-C2D-C3D	-2.72	121.35	127.61
22	b	6012	CLA	C4C-C3C-C2C	-2.72	102.93	106.90
22	B	1018	CLA	CMB-C2B-C3B	2.72	129.77	124.68
22	B	1018	CLA	CHB-C4A-NA	2.72	128.27	124.51
22	C	1028	CLA	CHB-C4A-NA	2.72	128.27	124.51
22	C	1036	CLA	CMB-C2B-C3B	2.72	129.77	124.68

Continued on next page...

Continued from previous page...

Mol	Chain	Res	Type	Atoms	Z	Observed(°)	Ideal(°)
22	c	6029	CLA	CHB-C4A-NA	2.72	128.27	124.51
22	b	6012	CLA	CMB-C2B-C3B	2.72	129.76	124.68
22	c	6026	CLA	CHB-C4A-NA	2.72	128.27	124.51
22	B	1023	CLA	C4C-C3C-C2C	-2.72	102.94	106.90
22	B	1016	CLA	CMB-C2B-C3B	2.72	129.76	124.68
22	B	1011	CLA	CAC-C3C-C4C	2.72	128.34	124.81
22	k	6034	CLA	CMB-C2B-C3B	2.72	129.76	124.68
22	b	6013	CLA	CHB-C4A-NA	2.72	128.27	124.51
22	b	6011	CLA	CAC-C3C-C4C	2.72	128.33	124.81
22	C	1027	CLA	CMB-C2B-C3B	2.72	129.76	124.68
22	K	1034	CLA	CMB-C2B-C3B	2.72	129.76	124.68
22	b	6023	CLA	C4C-C3C-C2C	-2.72	102.94	106.90
22	d	6008	CLA	O1D-CGD-CBD	-2.71	118.93	124.48
22	b	6019	CLA	C4C-C3C-C2C	-2.71	102.94	106.90
22	A	1007	CLA	CMB-C2B-C3B	2.71	129.75	124.68
22	D	1004	CLA	CHB-C4A-NA	2.71	128.26	124.51
22	d	6008	CLA	C4C-C3C-C2C	-2.71	102.94	106.90
22	a	6007	CLA	C4C-C3C-C2C	-2.71	102.94	106.90
22	b	6010	CLA	CHB-C4A-NA	2.71	128.26	124.51
22	a	6007	CLA	CMB-C2B-C3B	2.71	129.75	124.68
22	b	6011	CLA	CMD-C2D-C3D	-2.71	121.38	127.61
22	b	6009	CLA	O2D-CGD-O1D	-2.71	118.54	123.84
22	A	1003	CLA	CMB-C2B-C3B	2.71	129.75	124.68
22	C	1032	CLA	CMB-C2B-C3B	2.71	129.75	124.68
22	c	6028	CLA	CHB-C4A-NA	2.71	128.26	124.51
22	b	6018	CLA	CMB-C2B-C3B	2.71	129.75	124.68
22	B	1014	CLA	CMB-C2B-C3B	2.71	129.74	124.68
22	c	6032	CLA	CMB-C2B-C3B	2.71	129.74	124.68
22	c	6028	CLA	CMB-C2B-C3B	2.71	129.74	124.68
22	h	6017	CLA	CMB-C2B-C3B	2.70	129.74	124.68
22	c	6036	CLA	CMB-C2B-C3B	2.70	129.74	124.68
22	B	1021	CLA	C4C-C3C-C2C	-2.70	102.96	106.90
22	B	1010	CLA	CHB-C4A-NA	2.70	128.25	124.51
22	d	6005	CLA	CMB-C2B-C3B	2.70	129.74	124.68
22	b	6021	CLA	C4C-C3C-C2C	-2.70	102.96	106.90
22	a	6003	CLA	CMB-C2B-C3B	2.70	129.73	124.68
22	B	1024	CLA	CMB-C2B-C3B	2.70	129.73	124.68
22	b	6013	CLA	CMB-C2B-C3B	2.70	129.73	124.68
22	D	1008	CLA	C4C-C3C-C2C	-2.70	102.96	106.90
22	b	6018	CLA	CHB-C4A-NA	2.70	128.25	124.51
22	d	6004	CLA	CHB-C4A-NA	2.70	128.25	124.51
22	B	1009	CLA	O2D-CGD-O1D	-2.70	118.56	123.84

Continued on next page...

Continued from previous page...

Mol	Chain	Res	Type	Atoms	Z	Observed(°)	Ideal(°)
31	V	1041	HEM	C4B-CHC-C1C	2.70	126.12	122.56
22	B	1020	CLA	CMB-C2B-C3B	2.70	129.73	124.68
22	B	1015	CLA	CMB-C2B-C3B	2.70	129.73	124.68
22	D	1005	CLA	CMB-C2B-C3B	2.70	129.73	124.68
22	b	6016	CLA	CMB-C2B-C3B	2.70	129.72	124.68
22	c	6027	CLA	CMB-C2B-C3B	2.70	129.72	124.68
22	b	6014	CLA	CMB-C2B-C3B	2.70	129.72	124.68
22	b	6023	CLA	CHB-C4A-NA	2.69	128.24	124.51
22	b	6024	CLA	CMB-C2B-C3B	2.69	129.72	124.68
31	v	6041	HEM	C4B-CHC-C1C	2.69	126.11	122.56
24	D	1042	PQ9	C6-C5-C4	2.69	120.49	114.99
22	C	1026	CLA	CMB-C2B-C3B	2.69	129.71	124.68
22	b	6015	CLA	CMB-C2B-C3B	2.69	129.71	124.68
22	B	1023	CLA	CHB-C4A-NA	2.68	128.22	124.51
22	c	6026	CLA	CMB-C2B-C3B	2.68	129.69	124.68
22	b	6020	CLA	CMB-C2B-C3B	2.68	129.69	124.68
22	c	6029	CLA	CMB-C2B-C3B	2.68	129.69	124.68
24	d	6042	PQ9	C6-C5-C4	2.68	120.46	114.99
22	C	1029	CLA	CMB-C2B-C3B	2.68	129.68	124.68
31	F	1040	HEM	C4B-CHC-C1C	2.67	126.08	122.56
25	H	1049	BCR	C28-C27-C26	-2.66	109.33	114.08
31	f	6040	HEM	C4B-CHC-C1C	2.65	126.06	122.56
25	C	1054	BCR	C28-C27-C26	-2.65	109.34	114.08
25	c	6054	BCR	C28-C27-C26	-2.65	109.35	114.08
23	D	1039	PHO	O2A-CGA-CBA	2.65	120.21	111.91
23	d	6039	PHO	O2A-CGA-CBA	2.65	120.21	111.91
28	B	1060	MGE	O1G-C1A-C2A	2.64	120.20	111.91
28	D	1062	MGE	O1G-C1A-C2A	2.64	120.20	111.91
26	A	1063	LHG	O8-C23-C24	2.64	120.20	111.91
29	c	6055	DGD	O1G-C1A-C2A	2.64	120.20	111.91
29	C	1055	DGD	O1G-C1A-C2A	2.64	120.20	111.91
25	h	6049	BCR	C28-C27-C26	-2.64	109.36	114.08
28	b	6060	MGE	O1G-C1A-C2A	2.64	120.19	111.91
29	b	6058	DGD	O1G-C1A-C2A	2.64	120.19	111.91
22	b	6023	CLA	O2D-CGD-O1D	-2.64	118.68	123.84
29	C	1056	DGD	O1G-C1A-C2A	2.64	120.18	111.91
23	A	1038	PHO	O2A-CGA-CBA	2.63	120.17	111.91
28	D	1059	MGE	O1G-C1A-C2A	2.63	120.17	111.91
22	C	1029	CLA	O2A-CGA-CBA	2.63	120.17	111.91
23	a	6038	PHO	O2A-CGA-CBA	2.63	120.17	111.91
29	B	1058	DGD	O1G-C1A-C2A	2.63	120.17	111.91
28	l	6061	MGE	O1G-C1A-C2A	2.63	120.17	111.91

Continued on next page...

Continued from previous page...

Mol	Chain	Res	Type	Atoms	Z	Observed(°)	Ideal(°)
25	C	1054	BCR	C3-C4-C5	-2.63	109.38	114.08
26	a	6063	LHG	O8-C23-C24	2.63	120.17	111.91
22	c	6029	CLA	O2A-CGA-CBA	2.63	120.17	111.91
28	L	1061	MGE	O1G-C1A-C2A	2.63	120.17	111.91
25	T	6048	BCR	C3-C4-C5	-2.63	109.38	114.08
28	d	6062	MGE	O1G-C1A-C2A	2.63	120.17	111.91
25	c	6054	BCR	C3-C4-C5	-2.63	109.38	114.08
29	c	6056	DGD	O1G-C1A-C2A	2.63	120.16	111.91
25	b	6045	BCR	C28-C27-C26	-2.63	109.39	114.08
25	z	6053	BCR	C3-C4-C5	-2.63	109.39	114.08
22	B	1023	CLA	O2D-CGD-O1D	-2.62	118.71	123.84
25	B	1048	BCR	C3-C4-C5	-2.62	109.39	114.08
29	C	1057	DGD	O1G-C1A-C2A	2.62	120.13	111.91
25	Z	1053	BCR	C3-C4-C5	-2.62	109.40	114.08
28	d	6059	MGE	O1G-C1A-C2A	2.62	120.12	111.91
22	B	1023	CLA	CMB-C2B-C3B	2.61	129.56	124.68
25	A	1044	BCR	C23-C24-C25	2.61	134.53	127.20
29	c	6057	DGD	O1G-C1A-C2A	2.61	120.09	111.91
22	b	6021	CLA	CMB-C2B-C3B	2.61	129.56	124.68
25	a	6044	BCR	C23-C24-C25	2.61	134.52	127.20
22	b	6023	CLA	CMB-C2B-C3B	2.61	129.55	124.68
22	b	6020	CLA	O2A-CGA-CBA	2.61	120.08	111.91
25	B	1045	BCR	C28-C27-C26	-2.60	109.43	114.08
25	k	6052	BCR	C3-C4-C5	-2.60	109.43	114.08
22	B	1014	CLA	O2A-CGA-CBA	2.60	120.06	111.91
25	d	6050	BCR	C3-C4-C5	-2.60	109.44	114.08
22	c	6025	CLA	O2A-CGA-CBA	2.60	120.06	111.91
22	B	1020	CLA	O2A-CGA-CBA	2.60	120.06	111.91
22	b	6014	CLA	O2A-CGA-CBA	2.60	120.06	111.91
22	A	1007	CLA	O2A-CGA-CBA	2.60	120.06	111.91
25	D	1050	BCR	C3-C4-C5	-2.60	109.44	114.08
22	h	6017	CLA	O2A-CGA-CBA	2.60	120.05	111.91
22	C	1025	CLA	O2A-CGA-CBA	2.59	120.05	111.91
22	C	1033	CLA	O2A-CGA-CBA	2.59	120.04	111.91
22	b	6022	CLA	O2A-CGA-CBA	2.59	120.04	111.91
22	b	6011	CLA	CMB-C2B-C3B	2.59	129.53	124.68
22	H	1017	CLA	O2A-CGA-CBA	2.59	120.03	111.91
22	c	6033	CLA	O2A-CGA-CBA	2.59	120.03	111.91
22	c	6027	CLA	O2A-CGA-CBA	2.59	120.03	111.91
25	C	1052	BCR	C3-C4-C5	-2.59	109.45	114.08
22	C	1027	CLA	O2A-CGA-CBA	2.59	120.03	111.91
22	B	1011	CLA	CMB-C2B-C3B	2.59	129.52	124.68

Continued on next page...

Continued from previous page...

Mol	Chain	Res	Type	Atoms	Z	Observed(°)	Ideal(°)
22	B	1016	CLA	O2A-CGA-CBA	2.59	120.03	111.91
22	a	6007	CLA	O2A-CGA-CBA	2.59	120.03	111.91
25	b	6047	BCR	C3-C4-C5	-2.59	109.46	114.08
22	k	6034	CLA	O2A-CGA-CBA	2.59	120.03	111.91
22	a	6003	CLA	O2A-CGA-CBA	2.59	120.03	111.91
22	B	1019	CLA	O2A-CGA-CBA	2.59	120.03	111.91
22	C	1035	CLA	O2A-CGA-CBA	2.59	120.03	111.91
22	C	1028	CLA	O2A-CGA-CBA	2.59	120.02	111.91
22	b	6010	CLA	O2A-CGA-CBA	2.59	120.02	111.91
22	c	6028	CLA	O2A-CGA-CBA	2.59	120.02	111.91
22	B	1018	CLA	O2A-CGA-CBA	2.59	120.02	111.91
22	b	6016	CLA	O2A-CGA-CBA	2.59	120.02	111.91
22	b	6015	CLA	O2A-CGA-CBA	2.59	120.02	111.91
25	D	1050	BCR	C8-C7-C6	-2.58	119.94	127.20
22	c	6035	CLA	O2A-CGA-CBA	2.58	120.02	111.91
22	B	1021	CLA	CMB-C2B-C3B	2.58	129.51	124.68
22	b	6019	CLA	O2A-CGA-CBA	2.58	120.02	111.91
22	d	6008	CLA	O2A-CGA-CBA	2.58	120.01	111.91
22	C	1029	CLA	O1D-CGD-CBD	-2.58	119.20	124.48
25	d	6050	BCR	C28-C27-C26	-2.58	109.47	114.08
22	D	1008	CLA	O2A-CGA-CBA	2.58	120.01	111.91
22	C	1032	CLA	O2A-CGA-CBA	2.58	120.01	111.91
22	c	6032	CLA	O2A-CGA-CBA	2.58	120.01	111.91
22	A	1003	CLA	O2A-CGA-CBA	2.58	120.00	111.91
22	B	1012	CLA	O2A-CGA-CBA	2.58	120.00	111.91
22	b	6013	CLA	O2A-CGA-CBA	2.58	120.00	111.91
22	C	1031	CLA	O2A-CGA-CBA	2.58	120.00	111.91
22	c	6031	CLA	O2A-CGA-CBA	2.58	120.00	111.91
25	b	6047	BCR	C8-C7-C6	-2.58	119.96	127.20
22	B	1015	CLA	O2A-CGA-CBA	2.58	120.00	111.91
22	B	1022	CLA	O2A-CGA-CBA	2.58	120.00	111.91
22	B	1013	CLA	O2A-CGA-CBA	2.58	119.99	111.91
22	B	1010	CLA	O2A-CGA-CBA	2.58	119.99	111.91
22	K	1034	CLA	O2A-CGA-CBA	2.58	119.99	111.91
22	b	6012	CLA	O2A-CGA-CBA	2.58	119.99	111.91
22	c	6029	CLA	O1D-CGD-CBD	-2.58	119.21	124.48
22	D	1005	CLA	O2A-CGA-CBA	2.58	119.99	111.91
22	c	6026	CLA	O2A-CGA-CBA	2.58	119.99	111.91
25	D	1050	BCR	C28-C27-C26	-2.58	109.48	114.08
25	B	1047	BCR	C3-C4-C5	-2.57	109.48	114.08
25	d	6050	BCR	C8-C7-C6	-2.57	119.97	127.20
25	B	1045	BCR	C3-C4-C5	-2.57	109.48	114.08

Continued on next page...

Continued from previous page...

Mol	Chain	Res	Type	Atoms	Z	Observed(°)	Ideal(°)
25	K	1051	BCR	C23-C24-C25	-2.57	119.97	127.20
22	B	1024	CLA	O2A-CGA-CBA	2.57	119.98	111.91
25	k	6051	BCR	C23-C24-C25	-2.57	119.98	127.20
22	C	1026	CLA	O2A-CGA-CBA	2.57	119.98	111.91
25	b	6045	BCR	C3-C4-C5	-2.57	109.49	114.08
25	k	6052	BCR	C8-C7-C6	-2.57	119.99	127.20
22	C	1036	CLA	O2A-CGA-CBA	2.57	119.97	111.91
25	h	6049	BCR	C3-C4-C5	-2.57	109.49	114.08
25	B	1045	BCR	C8-C7-C6	-2.57	119.99	127.20
22	A	1006	CLA	O2A-CGA-CBA	2.57	119.97	111.91
22	d	6005	CLA	O2A-CGA-CBA	2.57	119.96	111.91
22	b	6024	CLA	O2A-CGA-CBA	2.57	119.96	111.91
22	d	6004	CLA	O2A-CGA-CBA	2.57	119.96	111.91
25	h	6049	BCR	C8-C7-C6	-2.57	119.99	127.20
22	b	6018	CLA	O2A-CGA-CBA	2.57	119.96	111.91
25	C	1052	BCR	C8-C7-C6	-2.57	120.00	127.20
25	H	1049	BCR	C8-C7-C6	-2.57	120.00	127.20
25	H	1049	BCR	C3-C4-C5	-2.56	109.50	114.08
25	D	1050	BCR	C23-C24-C25	-2.56	120.00	127.20
25	C	1054	BCR	C8-C7-C6	-2.56	120.00	127.20
25	k	6051	BCR	C3-C4-C5	-2.56	109.50	114.08
22	D	1004	CLA	O2A-CGA-CBA	2.56	119.95	111.91
22	c	6036	CLA	O2A-CGA-CBA	2.56	119.95	111.91
25	b	6045	BCR	C8-C7-C6	-2.56	120.00	127.20
25	T	6048	BCR	C8-C7-C6	-2.56	120.00	127.20
25	B	1048	BCR	C8-C7-C6	-2.56	120.01	127.20
25	K	1051	BCR	C3-C4-C5	-2.56	109.50	114.08
25	B	1045	BCR	C23-C24-C25	-2.56	120.01	127.20
25	z	6053	BCR	C8-C7-C6	-2.56	120.01	127.20
25	B	1047	BCR	C8-C7-C6	-2.56	120.01	127.20
25	K	1051	BCR	C8-C7-C6	-2.56	120.01	127.20
25	b	6045	BCR	C23-C24-C25	-2.56	120.01	127.20
25	Z	1053	BCR	C23-C24-C25	-2.56	120.02	127.20
22	B	1010	CLA	CMB-C2B-C3B	2.56	129.46	124.68
25	Z	1053	BCR	C28-C27-C26	-2.56	109.51	114.08
25	Z	1053	BCR	C8-C7-C6	-2.56	120.03	127.20
25	d	6050	BCR	C23-C24-C25	-2.55	120.03	127.20
25	k	6051	BCR	C8-C7-C6	-2.55	120.03	127.20
22	a	6006	CLA	O2A-CGA-CBA	2.55	119.91	111.91
22	C	1037	CLA	O2A-CGA-CBA	2.55	119.91	111.91
25	z	6053	BCR	C23-C24-C25	-2.55	120.04	127.20
22	D	1008	CLA	CMB-C2B-C3B	2.55	129.44	124.68

Continued on next page...

Continued from previous page...

Mol	Chain	Res	Type	Atoms	Z	Observed(°)	Ideal(°)
22	c	6037	CLA	O2A-CGA-CBA	2.55	119.90	111.91
25	c	6054	BCR	C8-C7-C6	-2.54	120.06	127.20
22	b	6010	CLA	CMB-C2B-C3B	2.54	129.43	124.68
25	z	6053	BCR	C28-C27-C26	-2.54	109.54	114.08
22	d	6008	CLA	CMB-C2B-C3B	2.54	129.42	124.68
22	c	6030	CLA	CAC-C3C-C4C	2.53	128.10	124.81
22	C	1030	CLA	CAC-C3C-C4C	2.52	128.09	124.81
25	K	1051	BCR	C28-C27-C26	-2.52	109.57	114.08
22	d	6005	CLA	O2D-CGD-O1D	-2.51	118.93	123.84
25	k	6051	BCR	C28-C27-C26	-2.51	109.60	114.08
22	b	6024	CLA	O2D-CGD-O1D	-2.51	118.94	123.84
22	D	1008	CLA	CMC-C2C-C1C	2.51	128.85	125.04
22	d	6008	CLA	CMC-C2C-C1C	2.50	128.85	125.04
22	B	1024	CLA	O2D-CGD-O1D	-2.50	118.95	123.84
22	b	6018	CLA	O2D-CGD-O1D	-2.50	118.95	123.84
22	C	1036	CLA	O2D-CGD-O1D	-2.50	118.95	123.84
22	b	6011	CLA	O2A-CGA-CBA	2.50	119.74	111.91
22	C	1037	CLA	O2D-CGD-O1D	-2.50	118.96	123.84
22	B	1022	CLA	O2D-CGD-O1D	-2.50	118.96	123.84
22	B	1011	CLA	O2A-CGA-CBA	2.50	119.74	111.91
22	D	1005	CLA	O2D-CGD-O1D	-2.49	118.96	123.84
25	t	1046	BCR	C36-C18-C17	-2.49	119.43	122.92
22	C	1026	CLA	O2D-CGD-O1D	-2.49	118.97	123.84
22	C	1033	CLA	O2D-CGD-O1D	-2.49	118.97	123.84
22	A	1006	CLA	O2D-CGD-O1D	-2.49	118.97	123.84
22	b	6022	CLA	O2D-CGD-O1D	-2.49	118.97	123.84
22	c	6035	CLA	O2D-CGD-O1D	-2.49	118.97	123.84
22	c	6033	CLA	O2D-CGD-O1D	-2.49	118.97	123.84
22	C	1027	CLA	O2D-CGD-O1D	-2.49	118.98	123.84
22	B	1018	CLA	O2D-CGD-O1D	-2.48	118.98	123.84
22	a	6006	CLA	O2D-CGD-O1D	-2.48	118.98	123.84
22	c	6036	CLA	O2D-CGD-O1D	-2.48	118.98	123.84
22	K	1034	CLA	O2D-CGD-O1D	-2.48	118.99	123.84
22	B	1016	CLA	O2D-CGD-O1D	-2.48	118.99	123.84
22	a	6007	CLA	O2D-CGD-O1D	-2.48	118.99	123.84
22	c	6037	CLA	O2D-CGD-O1D	-2.48	118.99	123.84
22	B	1009	CLA	O2A-CGA-O1A	-2.48	117.33	123.59
22	b	6019	CLA	O2D-CGD-O1D	-2.48	118.99	123.84
22	C	1032	CLA	O2D-CGD-O1D	-2.48	118.99	123.84
22	a	6003	CLA	O2D-CGD-O1D	-2.48	119.00	123.84
22	b	6023	CLA	CMC-C2C-C1C	2.47	128.81	125.04
25	T	6046	BCR	C36-C18-C17	-2.47	119.46	122.92

Continued on next page...

Continued from previous page...

Mol	Chain	Res	Type	Atoms	Z	Observed(°)	Ideal(°)
22	A	1003	CLA	O2D-CGD-O1D	-2.47	119.00	123.84
22	b	6020	CLA	O2D-CGD-O1D	-2.47	119.00	123.84
22	B	1012	CLA	O2D-CGD-O1D	-2.47	119.00	123.84
22	B	1019	CLA	O2D-CGD-O1D	-2.47	119.00	123.84
22	c	6026	CLA	O2D-CGD-O1D	-2.47	119.00	123.84
22	b	6012	CLA	O2D-CGD-O1D	-2.47	119.00	123.84
22	C	1030	CLA	CMC-C2C-C1C	2.47	128.80	125.04
22	B	1023	CLA	CMC-C2C-C1C	2.47	128.80	125.04
22	B	1020	CLA	O2D-CGD-O1D	-2.47	119.01	123.84
22	k	6034	CLA	O2D-CGD-O1D	-2.47	119.01	123.84
22	C	1025	CLA	O2D-CGD-O1D	-2.47	119.01	123.84
22	C	1035	CLA	O2D-CGD-O1D	-2.47	119.02	123.84
22	c	6030	CLA	CMC-C2C-C1C	2.47	128.79	125.04
22	c	6025	CLA	O2D-CGD-O1D	-2.47	119.02	123.84
24	A	1043	PQ9	C45-C43-C44	2.46	120.05	114.60
24	a	6043	PQ9	C45-C43-C44	2.46	120.05	114.60
23	a	6038	PHO	O1D-CGD-CBD	-2.46	120.64	124.74
22	A	1007	CLA	O2D-CGD-O1D	-2.46	119.02	123.84
22	c	6031	CLA	O2D-CGD-O1D	-2.46	119.03	123.84
22	c	6032	CLA	O2D-CGD-O1D	-2.46	119.03	123.84
22	D	1004	CLA	O2D-CGD-O1D	-2.46	119.03	123.84
22	b	6016	CLA	O2D-CGD-O1D	-2.46	119.03	123.84
22	c	6027	CLA	O2D-CGD-O1D	-2.46	119.03	123.84
22	b	6009	CLA	O2A-CGA-O1A	-2.46	117.39	123.59
22	B	1015	CLA	O2D-CGD-O1D	-2.46	119.03	123.84
22	B	1014	CLA	O2D-CGD-O1D	-2.46	119.03	123.84
22	C	1031	CLA	O2D-CGD-O1D	-2.46	119.04	123.84
22	b	6014	CLA	O2D-CGD-O1D	-2.45	119.04	123.84
22	B	1013	CLA	O2D-CGD-O1D	-2.45	119.04	123.84
28	l	6061	MGE	C2G-O2G-C1B	-2.45	111.75	117.79
22	b	6013	CLA	O2D-CGD-O1D	-2.45	119.04	123.84
22	B	1021	CLA	CMC-C2C-C1C	2.45	128.77	125.04
22	H	1017	CLA	O2D-CGD-O1D	-2.45	119.05	123.84
22	d	6004	CLA	O2D-CGD-O1D	-2.45	119.05	123.84
22	h	6017	CLA	O2D-CGD-O1D	-2.45	119.05	123.84
22	b	6015	CLA	O2D-CGD-O1D	-2.45	119.05	123.84
28	L	1061	MGE	C2G-O2G-C1B	-2.45	111.76	117.79
23	A	1038	PHO	O1D-CGD-CBD	-2.44	120.67	124.74
24	d	6042	PQ9	C45-C43-C44	2.44	120.00	114.60
24	D	1042	PQ9	C45-C43-C44	2.44	120.00	114.60
22	b	6011	CLA	O2A-CGA-O1A	-2.44	117.43	123.59
29	c	6055	DGD	C2G-O2G-C1B	-2.44	111.78	117.79

Continued on next page...

Continued from previous page...

Mol	Chain	Res	Type	Atoms	Z	Observed(°)	Ideal(°)
29	C	1057	DGD	C2G-O2G-C1B	-2.44	111.78	117.79
25	k	6052	BCR	C29-C30-C25	-2.44	106.72	110.48
29	C	1055	DGD	C2G-O2G-C1B	-2.44	111.78	117.79
22	B	1010	CLA	CMC-C2C-C1C	2.44	128.75	125.04
29	B	1058	DGD	C2G-O2G-C1B	-2.44	111.79	117.79
28	b	6060	MGE	C2G-O2G-C1B	-2.44	111.79	117.79
26	a	6063	LHG	C5-O7-C7	-2.44	111.79	117.79
26	A	1063	LHG	C5-O7-C7	-2.43	111.80	117.79
22	b	6010	CLA	CMC-C2C-C1C	2.43	128.74	125.04
28	B	1060	MGE	C2G-O2G-C1B	-2.43	111.81	117.79
29	c	6056	DGD	C2G-O2G-C1B	-2.43	111.81	117.79
29	c	6057	DGD	C2G-O2G-C1B	-2.43	111.81	117.79
22	b	6021	CLA	CMC-C2C-C1C	2.43	128.74	125.04
29	C	1056	DGD	C2G-O2G-C1B	-2.43	111.82	117.79
22	b	6018	CLA	CMC-C2C-C1C	2.43	128.73	125.04
22	b	6009	CLA	CHC-C1C-C2C	-2.43	120.01	126.72
22	C	1028	CLA	O2D-CGD-O1D	-2.42	119.10	123.84
25	C	1052	BCR	C29-C30-C25	-2.42	106.75	110.48
29	b	6058	DGD	C2G-O2G-C1B	-2.42	111.83	117.79
22	B	1011	CLA	O2A-CGA-O1A	-2.42	117.48	123.59
22	B	1009	CLA	CHC-C1C-C2C	-2.42	120.03	126.72
22	C	1029	CLA	CMC-C2C-C1C	2.42	128.72	125.04
23	A	1038	PHO	O2D-CGD-O1D	-2.42	119.11	123.84
28	D	1059	MGE	C2G-O2G-C1B	-2.42	111.84	117.79
23	D	1039	PHO	O1D-CGD-CBD	-2.42	120.71	124.74
22	k	6034	CLA	CMC-C2C-C1C	2.42	128.72	125.04
28	d	6062	MGE	C2G-O2G-C1B	-2.41	111.85	117.79
28	D	1062	MGE	C2G-O2G-C1B	-2.41	111.86	117.79
22	b	6014	CLA	CMC-C2C-C1C	2.41	128.71	125.04
22	C	1030	CLA	O2A-CGA-CBA	2.41	119.47	111.91
25	T	6048	BCR	C23-C24-C25	2.41	133.96	127.20
28	d	6059	MGE	C2G-O2G-C1B	-2.41	111.86	117.79
22	D	1004	CLA	CMC-C2C-C1C	2.41	128.70	125.04
25	t	1046	BCR	C28-C27-C26	-2.40	109.78	114.08
22	K	1034	CLA	CMC-C2C-C1C	2.40	128.70	125.04
23	D	1039	PHO	O2D-CGD-O1D	-2.40	119.14	123.84
22	c	6030	CLA	O2A-CGA-CBA	2.40	119.45	111.91
23	a	6038	PHO	O2D-CGD-O1D	-2.40	119.14	123.84
22	C	1037	CLA	CMC-C2C-C1C	2.40	128.70	125.04
25	B	1048	BCR	C23-C24-C25	2.40	133.94	127.20
22	c	6028	CLA	O2D-CGD-O1D	-2.40	119.14	123.84
22	B	1012	CLA	CMC-C2C-C1C	2.40	128.69	125.04

Continued on next page...

Continued from previous page...

Mol	Chain	Res	Type	Atoms	Z	Observed(°)	Ideal(°)
22	a	6006	CLA	CMC-C2C-C1C	2.40	128.69	125.04
23	d	6039	PHO	O1D-CGD-CBD	-2.40	120.74	124.74
22	c	6029	CLA	CMC-C2C-C1C	2.40	128.69	125.04
22	b	6021	CLA	O2D-CGD-O1D	-2.40	119.15	123.84
25	T	6046	BCR	C28-C27-C26	-2.40	109.80	114.08
22	c	6026	CLA	CMC-C2C-C1C	2.40	128.69	125.04
22	B	1018	CLA	CMC-C2C-C1C	2.40	128.69	125.04
22	c	6031	CLA	CMC-C2C-C1C	2.39	128.69	125.04
22	d	6004	CLA	CMC-C2C-C1C	2.39	128.69	125.04
22	C	1026	CLA	CMC-C2C-C1C	2.39	128.69	125.04
23	d	6039	PHO	O2D-CGD-O1D	-2.39	119.16	123.84
22	A	1007	CLA	CMC-C2C-C1C	2.39	128.68	125.04
22	b	6012	CLA	CMC-C2C-C1C	2.39	128.68	125.04
22	c	6033	CLA	CMC-C2C-C1C	2.39	128.68	125.04
22	B	1014	CLA	CMC-C2C-C1C	2.39	128.68	125.04
22	b	6024	CLA	CMC-C2C-C1C	2.39	128.68	125.04
22	B	1021	CLA	O2D-CGD-O1D	-2.39	119.16	123.84
22	c	6027	CLA	CMC-C2C-C1C	2.39	128.68	125.04
22	c	6037	CLA	CMC-C2C-C1C	2.39	128.68	125.04
22	b	6022	CLA	CMC-C2C-C1C	2.39	128.67	125.04
22	B	1016	CLA	CMC-C2C-C1C	2.38	128.67	125.04
25	B	1047	BCR	C23-C24-C25	2.38	133.90	127.20
22	a	6007	CLA	CMC-C2C-C1C	2.38	128.67	125.04
22	c	6032	CLA	CMC-C2C-C1C	2.38	128.67	125.04
22	C	1033	CLA	CMC-C2C-C1C	2.38	128.66	125.04
22	D	1005	CLA	CMC-C2C-C1C	2.38	128.66	125.04
22	B	1022	CLA	CMC-C2C-C1C	2.38	128.66	125.04
22	C	1032	CLA	CMC-C2C-C1C	2.38	128.66	125.04
22	b	6020	CLA	CMC-C2C-C1C	2.38	128.66	125.04
22	C	1025	CLA	CMC-C2C-C1C	2.38	128.66	125.04
22	C	1035	CLA	CMC-C2C-C1C	2.38	128.66	125.04
22	a	6003	CLA	CMC-C2C-C1C	2.38	128.66	125.04
22	H	1017	CLA	CMC-C2C-C1C	2.37	128.65	125.04
22	c	6035	CLA	CMC-C2C-C1C	2.37	128.65	125.04
22	B	1024	CLA	CMC-C2C-C1C	2.37	128.65	125.04
22	d	6005	CLA	CMC-C2C-C1C	2.37	128.65	125.04
22	A	1003	CLA	CMC-C2C-C1C	2.37	128.65	125.04
22	h	6017	CLA	CMC-C2C-C1C	2.37	128.65	125.04
25	A	1044	BCR	C34-C9-C10	-2.37	119.60	122.92
22	B	1020	CLA	CMC-C2C-C1C	2.37	128.65	125.04
22	A	1006	CLA	CMC-C2C-C1C	2.37	128.65	125.04
22	c	6028	CLA	CMC-C2C-C1C	2.37	128.65	125.04

Continued on next page...

Continued from previous page...

Mol	Chain	Res	Type	Atoms	Z	Observed(°)	Ideal(°)
25	b	6047	BCR	C23-C24-C25	2.37	133.85	127.20
25	a	6044	BCR	C34-C9-C10	-2.37	119.61	122.92
22	B	1013	CLA	CMC-C2C-C1C	2.37	128.64	125.04
22	C	1028	CLA	CMC-C2C-C1C	2.37	128.64	125.04
22	B	1019	CLA	CMC-C2C-C1C	2.37	128.64	125.04
22	C	1027	CLA	CMC-C2C-C1C	2.36	128.64	125.04
22	C	1036	CLA	CMC-C2C-C1C	2.36	128.64	125.04
22	b	6019	CLA	CMC-C2C-C1C	2.36	128.64	125.04
22	c	6036	CLA	CMC-C2C-C1C	2.36	128.64	125.04
22	b	6013	CLA	CMC-C2C-C1C	2.36	128.64	125.04
22	b	6016	CLA	CMC-C2C-C1C	2.36	128.64	125.04
25	h	6049	BCR	C23-C24-C25	-2.36	120.58	127.20
22	C	1031	CLA	CMC-C2C-C1C	2.36	128.63	125.04
22	b	6015	CLA	CMC-C2C-C1C	2.36	128.63	125.04
25	H	1049	BCR	C23-C24-C25	-2.35	120.59	127.20
22	c	6025	CLA	CMC-C2C-C1C	2.35	128.62	125.04
22	B	1015	CLA	CMC-C2C-C1C	2.34	128.60	125.04
25	c	6054	BCR	C23-C24-C25	-2.34	120.64	127.20
25	C	1054	BCR	C23-C24-C25	-2.34	120.64	127.20
22	b	6009	CLA	CMC-C2C-C1C	2.33	128.59	125.04
22	d	6008	CLA	CHC-C1C-C2C	-2.33	120.29	126.72
22	B	1021	CLA	O2A-CGA-O1A	-2.32	117.73	123.59
22	b	6023	CLA	CHC-C1C-C2C	-2.32	120.30	126.72
22	D	1008	CLA	CHC-C1C-C2C	-2.32	120.30	126.72
22	B	1021	CLA	CHC-C1C-C2C	-2.32	120.31	126.72
22	B	1023	CLA	CHC-C1C-C2C	-2.31	120.32	126.72
22	k	6034	CLA	CHC-C1C-C2C	-2.31	120.33	126.72
25	T	6046	BCR	C37-C22-C21	-2.31	119.68	122.92
25	t	1046	BCR	C37-C22-C21	-2.31	119.68	122.92
22	b	6021	CLA	CHC-C1C-C2C	-2.31	120.33	126.72
22	B	1009	CLA	CMC-C2C-C1C	2.31	128.56	125.04
22	b	6021	CLA	O2A-CGA-O1A	-2.31	117.76	123.59
22	B	1010	CLA	CHC-C1C-C2C	-2.31	120.34	126.72
22	b	6010	CLA	CHC-C1C-C2C	-2.31	120.34	126.72
22	C	1029	CLA	CHC-C1C-C2C	-2.30	120.35	126.72
25	T	6046	BCR	C23-C24-C25	-2.30	120.73	127.20
22	B	1021	CLA	O2A-CGA-CBA	2.30	119.14	111.91
25	t	1046	BCR	C23-C24-C25	-2.30	120.74	127.20
22	c	6027	CLA	CHC-C1C-C2C	-2.30	120.36	126.72
22	a	6007	CLA	CHC-C1C-C2C	-2.30	120.36	126.72
22	b	6012	CLA	CHC-C1C-C2C	-2.30	120.37	126.72
22	B	1022	CLA	CHC-C1C-C2C	-2.29	120.37	126.72

Continued on next page...

Continued from previous page...

Mol	Chain	Res	Type	Atoms	Z	Observed(°)	Ideal(°)
22	b	6011	CLA	CMC-C2C-C1C	2.29	128.53	125.04
22	b	6021	CLA	O2A-CGA-CBA	2.29	119.11	111.91
22	B	1012	CLA	CHC-C1C-C2C	-2.29	120.38	126.72
22	K	1034	CLA	CHC-C1C-C2C	-2.29	120.38	126.72
22	b	6022	CLA	CHC-C1C-C2C	-2.29	120.38	126.72
22	c	6031	CLA	CHC-C1C-C2C	-2.29	120.38	126.72
22	C	1033	CLA	CHC-C1C-C2C	-2.29	120.38	126.72
22	a	6003	CLA	CHC-C1C-C2C	-2.29	120.38	126.72
22	c	6033	CLA	CHC-C1C-C2C	-2.29	120.38	126.72
22	A	1007	CLA	CHC-C1C-C2C	-2.29	120.39	126.72
22	B	1011	CLA	CHC-C1C-C2C	-2.29	120.39	126.72
22	C	1027	CLA	CHC-C1C-C2C	-2.29	120.39	126.72
22	b	6018	CLA	CHC-C1C-C2C	-2.29	120.39	126.72
22	b	6011	CLA	CHC-C1C-C2C	-2.29	120.39	126.72
22	b	6020	CLA	CHC-C1C-C2C	-2.29	120.39	126.72
22	c	6029	CLA	CHC-C1C-C2C	-2.29	120.39	126.72
22	B	1014	CLA	CHC-C1C-C2C	-2.29	120.39	126.72
22	a	6006	CLA	CHC-C1C-C2C	-2.29	120.39	126.72
22	C	1026	CLA	CHC-C1C-C2C	-2.29	120.40	126.72
22	b	6019	CLA	CHC-C1C-C2C	-2.29	120.40	126.72
22	c	6025	CLA	CHC-C1C-C2C	-2.29	120.40	126.72
22	b	6014	CLA	CHC-C1C-C2C	-2.29	120.40	126.72
22	C	1025	CLA	CHC-C1C-C2C	-2.28	120.40	126.72
22	c	6026	CLA	CHC-C1C-C2C	-2.28	120.40	126.72
22	d	6005	CLA	CHC-C1C-C2C	-2.28	120.40	126.72
22	B	1011	CLA	CMC-C2C-C1C	2.28	128.52	125.04
22	c	6036	CLA	CHC-C1C-C2C	-2.28	120.41	126.72
22	B	1020	CLA	CHC-C1C-C2C	-2.28	120.41	126.72
22	D	1005	CLA	CHC-C1C-C2C	-2.28	120.41	126.72
22	b	6024	CLA	CHC-C1C-C2C	-2.28	120.41	126.72
22	A	1003	CLA	CHC-C1C-C2C	-2.28	120.41	126.72
22	B	1016	CLA	CHC-C1C-C2C	-2.28	120.41	126.72
22	C	1031	CLA	CHC-C1C-C2C	-2.28	120.41	126.72
22	B	1018	CLA	CHC-C1C-C2C	-2.28	120.42	126.72
22	b	6013	CLA	CHC-C1C-C2C	-2.28	120.42	126.72
22	B	1013	CLA	CHC-C1C-C2C	-2.28	120.42	126.72
22	C	1036	CLA	CHC-C1C-C2C	-2.28	120.42	126.72
22	b	6015	CLA	CHC-C1C-C2C	-2.28	120.42	126.72
22	C	1032	CLA	CHC-C1C-C2C	-2.28	120.43	126.72
22	B	1019	CLA	CHC-C1C-C2C	-2.28	120.43	126.72
22	A	1006	CLA	CHC-C1C-C2C	-2.27	120.43	126.72
22	D	1004	CLA	CHC-C1C-C2C	-2.27	120.43	126.72

Continued on next page...

Continued from previous page...

Mol	Chain	Res	Type	Atoms	Z	Observed(°)	Ideal(°)
22	H	1017	CLA	CHC-C1C-C2C	-2.27	120.43	126.72
22	C	1035	CLA	CHC-C1C-C2C	-2.27	120.44	126.72
22	c	6032	CLA	CHC-C1C-C2C	-2.27	120.44	126.72
22	c	6028	CLA	CHC-C1C-C2C	-2.27	120.44	126.72
22	C	1028	CLA	CHC-C1C-C2C	-2.27	120.44	126.72
22	B	1024	CLA	CHC-C1C-C2C	-2.27	120.45	126.72
22	h	6017	CLA	CHC-C1C-C2C	-2.27	120.45	126.72
22	B	1015	CLA	CHC-C1C-C2C	-2.27	120.45	126.72
31	V	1041	HEM	C3B-C2B-C1B	2.26	108.17	106.49
22	b	6016	CLA	CHC-C1C-C2C	-2.26	120.46	126.72
22	c	6035	CLA	CHC-C1C-C2C	-2.26	120.47	126.72
22	d	6004	CLA	CHC-C1C-C2C	-2.26	120.47	126.72
22	c	6037	CLA	CHC-C1C-C2C	-2.25	120.49	126.72
23	d	6039	PHO	CMA-C3A-C4A	-2.25	109.44	114.38
23	a	6038	PHO	C1B-NB-C4B	-2.25	102.48	107.09
23	D	1039	PHO	CMA-C3A-C4A	-2.25	109.45	114.38
22	C	1037	CLA	CHC-C1C-C2C	-2.25	120.50	126.72
22	C	1030	CLA	CHC-C1C-C2C	-2.24	120.52	126.72
23	A	1038	PHO	C1B-NB-C4B	-2.24	102.50	107.09
31	v	6041	HEM	C3B-C2B-C1B	2.23	108.14	106.49
22	c	6030	CLA	CHC-C1C-C2C	-2.23	120.55	126.72
22	B	1009	CLA	O1D-CGD-CBD	-2.22	119.93	124.48
23	D	1039	PHO	C1B-NB-C4B	-2.22	102.53	107.09
23	A	1038	PHO	CMA-C3A-C4A	-2.22	109.51	114.38
23	d	6039	PHO	C1B-NB-C4B	-2.22	102.53	107.09
22	B	1023	CLA	O2A-CGA-CBA	2.22	118.86	111.91
23	a	6038	PHO	CMA-C3A-C4A	-2.22	109.53	114.38
22	b	6023	CLA	O2A-CGA-CBA	2.21	118.84	111.91
22	b	6009	CLA	O1D-CGD-CBD	-2.20	119.98	124.48
25	T	6046	BCR	C35-C13-C14	-2.20	119.84	122.92
31	F	1040	HEM	C3B-C2B-C1B	2.19	108.11	106.49
22	C	1030	CLA	O2A-CGA-O1A	-2.19	118.07	123.59
25	a	6044	BCR	C36-C18-C17	-2.19	119.86	122.92
31	f	6040	HEM	C3B-C2B-C1B	2.19	108.11	106.49
25	t	1046	BCR	C35-C13-C14	-2.19	119.86	122.92
25	A	1044	BCR	C35-C13-C14	-2.18	119.87	122.92
25	A	1044	BCR	C36-C18-C17	-2.18	119.87	122.92
22	C	1030	CLA	O1D-CGD-CBD	-2.17	120.04	124.48
25	a	6044	BCR	C35-C13-C14	-2.17	119.88	122.92
22	c	6030	CLA	O1D-CGD-CBD	-2.17	120.04	124.48
22	c	6030	CLA	O2A-CGA-O1A	-2.17	118.12	123.59
22	b	6023	CLA	O2A-CGA-O1A	-2.15	118.15	123.59

Continued on next page...

Continued from previous page...

Mol	Chain	Res	Type	Atoms	Z	Observed(°)	Ideal(°)
22	B	1023	CLA	O2A-CGA-O1A	-2.15	118.16	123.59
25	t	1046	BCR	C8-C7-C6	-2.15	121.16	127.20
22	c	6029	CLA	O2A-CGA-O1A	-2.15	118.17	123.59
25	A	1044	BCR	C1-C6-C5	-2.14	119.59	122.61
22	C	1029	CLA	O2A-CGA-O1A	-2.14	118.20	123.59
24	d	6042	PQ9	C41-C42-C43	-2.13	120.45	127.75
25	a	6044	BCR	C1-C6-C5	-2.13	119.61	122.61
25	z	6053	BCR	C34-C9-C10	-2.13	119.94	122.92
25	T	6046	BCR	C8-C7-C6	-2.13	121.23	127.20
24	A	1043	PQ9	C41-C42-C43	-2.12	120.49	127.75
24	a	6043	PQ9	C41-C42-C43	-2.12	120.50	127.75
24	D	1042	PQ9	C41-C42-C43	-2.12	120.50	127.75
25	h	6049	BCR	C36-C18-C17	-2.12	119.96	122.92
25	k	6051	BCR	C35-C13-C14	-2.12	119.96	122.92
25	b	6047	BCR	C36-C18-C17	-2.11	119.97	122.92
25	B	1048	BCR	C34-C9-C10	-2.11	119.97	122.92
22	B	1010	CLA	O1D-CGD-CBD	-2.11	120.17	124.48
25	b	6047	BCR	C34-C9-C10	-2.11	119.97	122.92
25	k	6052	BCR	C35-C13-C14	-2.11	119.97	122.92
25	K	1051	BCR	C35-C13-C14	-2.10	119.97	122.92
25	t	1046	BCR	C34-C9-C10	-2.10	119.98	122.92
25	T	6048	BCR	C34-C9-C10	-2.10	119.98	122.92
25	H	1049	BCR	C36-C18-C17	-2.10	119.98	122.92
25	b	6047	BCR	C35-C13-C14	-2.10	119.98	122.92
25	B	1047	BCR	C36-C18-C17	-2.10	119.98	122.92
22	b	6010	CLA	O1D-CGD-CBD	-2.10	120.19	124.48
25	D	1050	BCR	C37-C22-C21	-2.10	119.98	122.92
25	D	1050	BCR	C36-C18-C17	-2.10	119.98	122.92
25	B	1047	BCR	C35-C13-C14	-2.10	119.99	122.92
25	B	1047	BCR	C34-C9-C10	-2.09	119.99	122.92
25	Z	1053	BCR	C34-C9-C10	-2.09	119.99	122.92
25	K	1051	BCR	C36-C18-C17	-2.09	119.99	122.92
25	Z	1053	BCR	C35-C13-C14	-2.09	119.99	122.92
25	C	1054	BCR	C34-C9-C10	-2.09	120.00	122.92
25	B	1048	BCR	C35-C13-C14	-2.09	120.00	122.92
25	b	6045	BCR	C35-C13-C14	-2.09	120.00	122.92
25	k	6052	BCR	C34-C9-C10	-2.09	120.00	122.92
25	h	6049	BCR	C34-C9-C10	-2.09	120.00	122.92
25	z	6053	BCR	C35-C13-C14	-2.08	120.00	122.92
25	C	1052	BCR	C35-C13-C14	-2.08	120.00	122.92
25	H	1049	BCR	C37-C22-C21	-2.08	120.00	122.92
25	k	6051	BCR	C36-C18-C17	-2.08	120.00	122.92

Continued on next page...

Continued from previous page...

Mol	Chain	Res	Type	Atoms	Z	Observed(°)	Ideal(°)
25	C	1052	BCR	C34-C9-C10	-2.08	120.01	122.92
25	B	1045	BCR	C34-C9-C10	-2.08	120.01	122.92
25	Z	1053	BCR	C36-C18-C17	-2.08	120.01	122.92
25	d	6050	BCR	C37-C22-C21	-2.08	120.01	122.92
25	K	1051	BCR	C37-C22-C21	-2.08	120.01	122.92
25	T	6046	BCR	C34-C9-C10	-2.08	120.01	122.92
25	k	6052	BCR	C36-C18-C17	-2.08	120.01	122.92
25	d	6050	BCR	C36-C18-C17	-2.08	120.02	122.92
25	b	6047	BCR	C24-C25-C26	-2.08	116.43	121.46
25	z	6053	BCR	C36-C18-C17	-2.08	120.02	122.92
25	C	1054	BCR	C36-C18-C17	-2.07	120.02	122.92
25	H	1049	BCR	C34-C9-C10	-2.07	120.02	122.92
25	C	1052	BCR	C36-C18-C17	-2.07	120.02	122.92
25	c	6054	BCR	C34-C9-C10	-2.07	120.02	122.92
25	b	6045	BCR	C34-C9-C10	-2.07	120.03	122.92
25	B	1045	BCR	C37-C22-C21	-2.07	120.03	122.92
25	D	1050	BCR	C34-C9-C10	-2.07	120.03	122.92
25	Z	1053	BCR	C37-C22-C21	-2.07	120.03	122.92
25	D	1050	BCR	C35-C13-C14	-2.06	120.03	122.92
25	c	6054	BCR	C36-C18-C17	-2.06	120.03	122.92
25	B	1047	BCR	C24-C25-C26	-2.06	116.46	121.46
25	T	6048	BCR	C35-C13-C14	-2.06	120.03	122.92
25	C	1052	BCR	C24-C25-C26	2.06	126.45	121.46
25	C	1054	BCR	C35-C13-C14	-2.06	120.04	122.92
25	b	6045	BCR	C36-C18-C17	-2.06	120.04	122.92
25	B	1045	BCR	C36-C18-C17	-2.06	120.04	122.92
25	B	1048	BCR	C36-C18-C17	-2.06	120.04	122.92
25	b	6045	BCR	C37-C22-C21	-2.06	120.04	122.92
25	K	1051	BCR	C34-C9-C10	-2.06	120.04	122.92
25	h	6049	BCR	C37-C22-C21	-2.06	120.04	122.92
22	B	1023	CLA	O1D-CGD-CBD	-2.06	120.27	124.48
25	T	6048	BCR	C36-C18-C17	-2.06	120.04	122.92
25	c	6054	BCR	C35-C13-C14	-2.06	120.04	122.92
25	k	6051	BCR	C34-C9-C10	-2.06	120.04	122.92
25	z	6053	BCR	C37-C22-C21	-2.06	120.04	122.92
25	B	1045	BCR	C35-C13-C14	-2.06	120.04	122.92
22	b	6021	CLA	O1D-CGD-CBD	-2.05	120.28	124.48
25	H	1049	BCR	C35-C13-C14	-2.05	120.05	122.92
22	b	6023	CLA	O1D-CGD-CBD	-2.05	120.29	124.48
25	d	6050	BCR	C35-C13-C14	-2.05	120.05	122.92
25	C	1054	BCR	C37-C22-C21	-2.05	120.05	122.92
25	c	6054	BCR	C37-C22-C21	-2.05	120.05	122.92

Continued on next page...

Continued from previous page...

Mol	Chain	Res	Type	Atoms	Z	Observed(°)	Ideal(°)
22	B	1009	CLA	O2A-CGA-CBA	2.05	118.33	111.91
25	k	6051	BCR	C37-C22-C21	-2.05	120.06	122.92
25	T	6046	BCR	C2-C1-C6	-2.05	107.33	110.48
25	d	6050	BCR	C34-C9-C10	-2.05	120.06	122.92
22	B	1021	CLA	O1D-CGD-CBD	-2.04	120.30	124.48
25	T	6048	BCR	C24-C25-C26	-2.04	116.51	121.46
25	a	6044	BCR	C29-C30-C25	-2.04	107.34	110.48
22	b	6009	CLA	O2A-CGA-CBA	2.04	118.32	111.91
25	k	6052	BCR	C24-C25-C26	2.04	126.41	121.46
25	B	1048	BCR	C24-C25-C26	-2.04	116.53	121.46
25	t	1046	BCR	C2-C1-C6	-2.03	107.36	110.48
25	A	1044	BCR	C29-C30-C25	-2.03	107.36	110.48
25	a	6044	BCR	C27-C26-C25	-2.03	119.79	122.73
22	b	6011	CLA	CED-O2D-CGD	2.03	120.52	115.94
22	d	6008	CLA	O2A-CGA-O1A	-2.02	118.48	123.59
22	D	1008	CLA	O2A-CGA-O1A	-2.02	118.48	123.59
25	A	1044	BCR	C8-C7-C6	-2.02	121.52	127.20
25	a	6044	BCR	C8-C7-C6	-2.02	121.53	127.20
22	B	1011	CLA	CED-O2D-CGD	2.02	120.50	115.94
25	h	6049	BCR	C35-C13-C14	-2.02	120.10	122.92
25	A	1044	BCR	C27-C26-C25	-2.02	119.80	122.73
22	b	6021	CLA	CAA-CBA-CGA	-2.01	107.37	113.25
22	c	6037	CLA	O1D-CGD-CBD	-2.00	120.38	124.48
22	B	1021	CLA	CAA-CBA-CGA	-2.00	107.41	113.25

All (162) chirality outliers are listed below:

Mol	Chain	Res	Type	Atom
22	A	1003	CLA	C8
22	A	1003	CLA	ND
22	A	1006	CLA	C8
22	A	1006	CLA	ND
22	A	1007	CLA	ND
22	B	1009	CLA	CBD
22	B	1009	CLA	ND
22	B	1010	CLA	C8
22	B	1010	CLA	ND
22	B	1011	CLA	CBD
22	B	1011	CLA	ND
22	B	1011	CLA	C8
22	B	1012	CLA	C8
22	B	1012	CLA	ND

Continued on next page...

Continued from previous page...

Mol	Chain	Res	Type	Atom
22	B	1013	CLA	C8
22	B	1013	CLA	ND
22	B	1014	CLA	C8
22	B	1014	CLA	ND
22	B	1015	CLA	C8
22	B	1015	CLA	ND
22	B	1016	CLA	ND
22	B	1018	CLA	C8
22	B	1018	CLA	ND
22	B	1019	CLA	C13
22	B	1019	CLA	ND
22	B	1020	CLA	C8
22	B	1020	CLA	C13
22	B	1020	CLA	ND
22	B	1021	CLA	C8
22	B	1021	CLA	ND
22	B	1022	CLA	CBD
22	B	1022	CLA	C13
22	B	1022	CLA	ND
22	B	1023	CLA	C8
22	B	1023	CLA	C13
22	B	1023	CLA	ND
22	B	1024	CLA	ND
22	C	1025	CLA	C8
22	C	1025	CLA	ND
22	C	1026	CLA	ND
22	C	1027	CLA	C8
22	C	1027	CLA	C13
22	C	1027	CLA	ND
22	C	1028	CLA	C8
22	C	1028	CLA	ND
22	C	1029	CLA	C3A
22	C	1029	CLA	C8
22	C	1029	CLA	ND
22	C	1030	CLA	C8
22	C	1030	CLA	ND
22	C	1031	CLA	C8
22	C	1031	CLA	ND
22	C	1032	CLA	C8
22	C	1032	CLA	C13
22	C	1032	CLA	ND
22	C	1033	CLA	C8

Continued on next page...

Continued from previous page...

Mol	Chain	Res	Type	Atom
22	C	1033	CLA	ND
22	C	1035	CLA	C8
22	C	1035	CLA	ND
22	C	1036	CLA	C8
22	C	1036	CLA	ND
22	C	1037	CLA	C8
22	C	1037	CLA	ND
22	D	1005	CLA	C8
22	D	1005	CLA	ND
22	D	1004	CLA	C8
22	D	1004	CLA	ND
22	D	1008	CLA	C3A
22	D	1008	CLA	C8
22	D	1008	CLA	ND
22	H	1017	CLA	C8
22	H	1017	CLA	ND
22	K	1034	CLA	C8
22	K	1034	CLA	C13
22	K	1034	CLA	ND
22	K	1034	CLA	C2A
22	K	1034	CLA	C3A
22	a	6003	CLA	C8
22	a	6003	CLA	ND
22	a	6006	CLA	C8
22	a	6006	CLA	ND
22	a	6007	CLA	ND
22	b	6009	CLA	CBD
22	b	6009	CLA	ND
22	b	6010	CLA	C8
22	b	6010	CLA	ND
22	b	6011	CLA	CBD
22	b	6011	CLA	ND
22	b	6011	CLA	C8
22	b	6012	CLA	C8
22	b	6012	CLA	ND
22	b	6013	CLA	C8
22	b	6013	CLA	ND
22	b	6014	CLA	C8
22	b	6014	CLA	ND
22	b	6015	CLA	C8
22	b	6015	CLA	ND
22	b	6016	CLA	ND

Continued on next page...

Continued from previous page...

Mol	Chain	Res	Type	Atom
22	b	6018	CLA	C8
22	b	6018	CLA	ND
22	b	6019	CLA	C13
22	b	6019	CLA	ND
22	b	6020	CLA	C8
22	b	6020	CLA	C13
22	b	6020	CLA	ND
22	b	6021	CLA	C8
22	b	6021	CLA	ND
22	b	6022	CLA	CBD
22	b	6022	CLA	C13
22	b	6022	CLA	ND
22	b	6023	CLA	C8
22	b	6023	CLA	C13
22	b	6023	CLA	ND
22	b	6024	CLA	ND
22	c	6025	CLA	C8
22	c	6025	CLA	ND
22	c	6026	CLA	ND
22	c	6027	CLA	C8
22	c	6027	CLA	C13
22	c	6027	CLA	ND
22	c	6028	CLA	C8
22	c	6028	CLA	ND
22	c	6029	CLA	C3A
22	c	6029	CLA	C8
22	c	6029	CLA	ND
22	c	6030	CLA	C8
22	c	6030	CLA	ND
22	c	6031	CLA	C8
22	c	6031	CLA	ND
22	c	6032	CLA	C8
22	c	6032	CLA	C13
22	c	6032	CLA	ND
22	c	6033	CLA	C8
22	c	6033	CLA	ND
22	c	6035	CLA	C8
22	c	6035	CLA	ND
22	c	6036	CLA	C8
22	c	6036	CLA	ND
22	c	6037	CLA	C8
22	c	6037	CLA	ND

Continued on next page...

Continued from previous page...

Mol	Chain	Res	Type	Atom
22	d	6005	CLA	C8
22	d	6005	CLA	ND
22	d	6004	CLA	C8
22	d	6004	CLA	ND
22	d	6008	CLA	C3A
22	d	6008	CLA	C8
22	d	6008	CLA	ND
22	h	6017	CLA	C8
22	h	6017	CLA	ND
22	k	6034	CLA	C8
22	k	6034	CLA	C13
22	k	6034	CLA	ND
22	k	6034	CLA	C2A
22	k	6034	CLA	C3A
23	A	1038	PHO	C8
23	D	1039	PHO	C3A
23	D	1039	PHO	C8
23	D	1039	PHO	C13
23	a	6038	PHO	C8
23	d	6039	PHO	C3A
23	d	6039	PHO	C8
23	d	6039	PHO	C13

All (2325) torsion outliers are listed below:

Mol	Chain	Res	Type	Atoms
22	A	1003	CLA	C1A-C2A-CAA-CBA
22	A	1003	CLA	C2A-CAA-CBA-CGA
22	A	1003	CLA	CHA-CBD-CGD-O1D
22	A	1003	CLA	CHA-CBD-CGD-O2D
22	A	1003	CLA	CBD-CGD-O2D-CED
22	A	1003	CLA	O1D-CGD-O2D-CED
22	A	1003	CLA	C4-C3-C5-C6
22	A	1006	CLA	C1A-C2A-CAA-CBA
22	A	1006	CLA	C4C-C3C-CAC-CBC
22	A	1007	CLA	C1A-C2A-CAA-CBA
22	A	1007	CLA	CBD-CGD-O2D-CED
22	A	1007	CLA	C2-C3-C5-C6
22	A	1007	CLA	C4-C3-C5-C6
22	A	1007	CLA	C11-C10-C8-C7
22	A	1007	CLA	C11-C12-C13-C14
22	B	1009	CLA	C1A-C2A-CAA-CBA

Continued on next page...

Continued from previous page...

Mol	Chain	Res	Type	Atoms
22	B	1009	CLA	C3A-C2A-CAA-CBA
22	B	1009	CLA	CHA-CBD-CGD-O2D
22	B	1009	CLA	CBD-CGD-O2D-CED
22	B	1009	CLA	O1D-CGD-O2D-CED
22	B	1011	CLA	C3A-C2A-CAA-CBA
22	B	1011	CLA	CBD-CGD-O2D-CED
22	B	1011	CLA	O2A-C1-C2-C3
22	B	1012	CLA	C2A-CAA-CBA-CGA
22	B	1012	CLA	CBD-CGD-O2D-CED
22	B	1013	CLA	CBD-CGD-O2D-CED
22	B	1013	CLA	C14-C13-C15-C16
22	B	1014	CLA	C1A-C2A-CAA-CBA
22	B	1014	CLA	C4C-C3C-CAC-CBC
22	B	1014	CLA	CBD-CGD-O2D-CED
22	B	1014	CLA	C4-C3-C5-C6
22	B	1015	CLA	C1A-C2A-CAA-CBA
22	B	1015	CLA	C3A-C2A-CAA-CBA
22	B	1015	CLA	CHA-CBD-CGD-O1D
22	B	1015	CLA	CAD-CBD-CGD-O1D
22	B	1015	CLA	CAD-CBD-CGD-O2D
22	B	1015	CLA	CBD-CGD-O2D-CED
22	B	1016	CLA	CBD-CGD-O2D-CED
22	B	1016	CLA	C6-C7-C8-C9
22	B	1019	CLA	C1A-C2A-CAA-CBA
22	B	1019	CLA	C3A-C2A-CAA-CBA
22	B	1019	CLA	C2A-CAA-CBA-CGA
22	B	1019	CLA	CAD-CBD-CGD-O1D
22	B	1020	CLA	C1A-C2A-CAA-CBA
22	B	1020	CLA	C3A-C2A-CAA-CBA
22	B	1020	CLA	O2A-C1-C2-C3
22	B	1020	CLA	C11-C10-C8-C9
22	B	1021	CLA	CHA-CBD-CGD-O1D
22	B	1021	CLA	CBD-CGD-O2D-CED
22	B	1022	CLA	C4C-C3C-CAC-CBC
22	B	1022	CLA	CBD-CGD-O2D-CED
22	B	1022	CLA	O2A-C1-C2-C3
22	B	1023	CLA	CHA-CBD-CGD-O2D
22	B	1023	CLA	CAD-CBD-CGD-O1D
22	B	1023	CLA	CAD-CBD-CGD-O2D
22	C	1025	CLA	C3A-C2A-CAA-CBA
22	C	1025	CLA	CAD-CBD-CGD-O1D
22	C	1025	CLA	CAD-CBD-CGD-O2D

Continued on next page...

Continued from previous page...

Mol	Chain	Res	Type	Atoms
22	C	1025	CLA	CBD-CGD-O2D-CED
22	C	1026	CLA	C2-C1-O2A-CGA
22	C	1026	CLA	CHA-CBD-CGD-O1D
22	C	1026	CLA	CHA-CBD-CGD-O2D
22	C	1026	CLA	CBD-CGD-O2D-CED
22	C	1026	CLA	C11-C12-C13-C14
22	C	1027	CLA	CBD-CGD-O2D-CED
22	C	1027	CLA	O1D-CGD-O2D-CED
22	C	1027	CLA	C2-C3-C5-C6
22	C	1027	CLA	C4-C3-C5-C6
22	C	1028	CLA	CAD-CBD-CGD-O1D
22	C	1028	CLA	CAD-CBD-CGD-O2D
22	C	1028	CLA	C4-C3-C5-C6
22	C	1029	CLA	CHA-CBD-CGD-O1D
22	C	1030	CLA	C2C-C3C-CAC-CBC
22	C	1030	CLA	C4C-C3C-CAC-CBC
22	C	1030	CLA	CBD-CGD-O2D-CED
22	C	1030	CLA	O1D-CGD-O2D-CED
22	C	1030	CLA	C4-C3-C5-C6
22	C	1031	CLA	C2C-C3C-CAC-CBC
22	C	1031	CLA	C4C-C3C-CAC-CBC
22	C	1032	CLA	C1A-C2A-CAA-CBA
22	C	1032	CLA	C3A-C2A-CAA-CBA
22	C	1032	CLA	C2-C3-C5-C6
22	C	1032	CLA	C4-C3-C5-C6
22	C	1033	CLA	C2-C1-O2A-CGA
22	C	1033	CLA	CHA-CBD-CGD-O2D
22	C	1033	CLA	CAD-CBD-CGD-O2D
22	C	1033	CLA	CBD-CGD-O2D-CED
22	C	1035	CLA	C1A-C2A-CAA-CBA
22	C	1035	CLA	C3A-C2A-CAA-CBA
22	C	1036	CLA	C1A-C2A-CAA-CBA
22	C	1036	CLA	CHA-CBD-CGD-O1D
22	C	1036	CLA	CAD-CBD-CGD-O1D
22	C	1036	CLA	O2A-C1-C2-C3
22	C	1036	CLA	C12-C13-C15-C16
22	C	1037	CLA	C3A-C2A-CAA-CBA
22	C	1037	CLA	C4C-C3C-CAC-CBC
22	D	1005	CLA	C1A-C2A-CAA-CBA
22	D	1005	CLA	C3A-C2A-CAA-CBA
22	D	1005	CLA	C2-C3-C5-C6
22	D	1005	CLA	C4-C3-C5-C6

Continued on next page...

Continued from previous page...

Mol	Chain	Res	Type	Atoms
22	D	1008	CLA	CBD-CGD-O2D-CED
22	D	1008	CLA	C2-C3-C5-C6
22	D	1008	CLA	C4-C3-C5-C6
22	H	1017	CLA	C2-C3-C5-C6
22	H	1017	CLA	C4-C3-C5-C6
22	K	1034	CLA	O2A-C1-C2-C3
22	a	6003	CLA	C1A-C2A-CAA-CBA
22	a	6003	CLA	C2A-CAA-CBA-CGA
22	a	6003	CLA	CHA-CBD-CGD-O1D
22	a	6003	CLA	CHA-CBD-CGD-O2D
22	a	6003	CLA	CBD-CGD-O2D-CED
22	a	6003	CLA	O1D-CGD-O2D-CED
22	a	6003	CLA	C4-C3-C5-C6
22	a	6006	CLA	C1A-C2A-CAA-CBA
22	a	6006	CLA	C4C-C3C-CAC-CBC
22	a	6007	CLA	C1A-C2A-CAA-CBA
22	a	6007	CLA	C3A-C2A-CAA-CBA
22	a	6007	CLA	CBD-CGD-O2D-CED
22	a	6007	CLA	C2-C3-C5-C6
22	a	6007	CLA	C4-C3-C5-C6
22	a	6007	CLA	C11-C10-C8-C7
22	a	6007	CLA	C11-C12-C13-C14
22	b	6009	CLA	C1A-C2A-CAA-CBA
22	b	6009	CLA	C3A-C2A-CAA-CBA
22	b	6009	CLA	CHA-CBD-CGD-O2D
22	b	6009	CLA	CBD-CGD-O2D-CED
22	b	6009	CLA	O1D-CGD-O2D-CED
22	b	6011	CLA	C3A-C2A-CAA-CBA
22	b	6011	CLA	CBD-CGD-O2D-CED
22	b	6011	CLA	O2A-C1-C2-C3
22	b	6012	CLA	C2A-CAA-CBA-CGA
22	b	6012	CLA	CBD-CGD-O2D-CED
22	b	6013	CLA	CBD-CGD-O2D-CED
22	b	6013	CLA	C14-C13-C15-C16
22	b	6014	CLA	C1A-C2A-CAA-CBA
22	b	6014	CLA	C4C-C3C-CAC-CBC
22	b	6014	CLA	CBD-CGD-O2D-CED
22	b	6014	CLA	C4-C3-C5-C6
22	b	6015	CLA	C1A-C2A-CAA-CBA
22	b	6015	CLA	C3A-C2A-CAA-CBA
22	b	6015	CLA	CHA-CBD-CGD-O1D
22	b	6015	CLA	CAD-CBD-CGD-O1D

Continued on next page...

Continued from previous page...

Mol	Chain	Res	Type	Atoms
22	b	6015	CLA	CAD-CBD-CGD-O2D
22	b	6015	CLA	CBD-CGD-O2D-CED
22	b	6016	CLA	CBD-CGD-O2D-CED
22	b	6016	CLA	C6-C7-C8-C9
22	b	6019	CLA	C1A-C2A-CAA-CBA
22	b	6019	CLA	C3A-C2A-CAA-CBA
22	b	6019	CLA	C2A-CAA-CBA-CGA
22	b	6019	CLA	CAD-CBD-CGD-O1D
22	b	6020	CLA	C1A-C2A-CAA-CBA
22	b	6020	CLA	C3A-C2A-CAA-CBA
22	b	6020	CLA	O2A-C1-C2-C3
22	b	6020	CLA	C11-C10-C8-C9
22	b	6021	CLA	CHA-CBD-CGD-O1D
22	b	6021	CLA	CBD-CGD-O2D-CED
22	b	6022	CLA	C4C-C3C-CAC-CBC
22	b	6022	CLA	CBD-CGD-O2D-CED
22	b	6022	CLA	O2A-C1-C2-C3
22	b	6023	CLA	CHA-CBD-CGD-O2D
22	b	6023	CLA	CAD-CBD-CGD-O1D
22	b	6023	CLA	CAD-CBD-CGD-O2D
22	c	6025	CLA	C3A-C2A-CAA-CBA
22	c	6025	CLA	CAD-CBD-CGD-O1D
22	c	6025	CLA	CAD-CBD-CGD-O2D
22	c	6025	CLA	CBD-CGD-O2D-CED
22	c	6026	CLA	C2-C1-O2A-CGA
22	c	6026	CLA	CHA-CBD-CGD-O1D
22	c	6026	CLA	CHA-CBD-CGD-O2D
22	c	6026	CLA	CBD-CGD-O2D-CED
22	c	6026	CLA	C11-C12-C13-C14
22	c	6027	CLA	CBD-CGD-O2D-CED
22	c	6027	CLA	O1D-CGD-O2D-CED
22	c	6027	CLA	C2-C3-C5-C6
22	c	6027	CLA	C4-C3-C5-C6
22	c	6028	CLA	CAD-CBD-CGD-O1D
22	c	6028	CLA	CAD-CBD-CGD-O2D
22	c	6028	CLA	C4-C3-C5-C6
22	c	6029	CLA	CHA-CBD-CGD-O1D
22	c	6030	CLA	C2C-C3C-CAC-CBC
22	c	6030	CLA	C4C-C3C-CAC-CBC
22	c	6030	CLA	CBD-CGD-O2D-CED
22	c	6030	CLA	O1D-CGD-O2D-CED
22	c	6030	CLA	C2-C3-C5-C6

Continued on next page...

Continued from previous page...

Mol	Chain	Res	Type	Atoms
22	c	6030	CLA	C4-C3-C5-C6
22	c	6031	CLA	C2C-C3C-CAC-CBC
22	c	6031	CLA	C4C-C3C-CAC-CBC
22	c	6032	CLA	C1A-C2A-CAA-CBA
22	c	6032	CLA	C3A-C2A-CAA-CBA
22	c	6032	CLA	C2-C3-C5-C6
22	c	6032	CLA	C4-C3-C5-C6
22	c	6033	CLA	C2-C1-O2A-CGA
22	c	6033	CLA	CHA-CBD-CGD-O2D
22	c	6033	CLA	CAD-CBD-CGD-O2D
22	c	6033	CLA	CBD-CGD-O2D-CED
22	c	6035	CLA	C1A-C2A-CAA-CBA
22	c	6035	CLA	C3A-C2A-CAA-CBA
22	c	6036	CLA	C1A-C2A-CAA-CBA
22	c	6036	CLA	CHA-CBD-CGD-O1D
22	c	6036	CLA	CAD-CBD-CGD-O1D
22	c	6036	CLA	O2A-C1-C2-C3
22	c	6036	CLA	C12-C13-C15-C16
22	c	6037	CLA	C3A-C2A-CAA-CBA
22	c	6037	CLA	C4C-C3C-CAC-CBC
22	d	6005	CLA	C1A-C2A-CAA-CBA
22	d	6005	CLA	C3A-C2A-CAA-CBA
22	d	6005	CLA	C2-C3-C5-C6
22	d	6005	CLA	C4-C3-C5-C6
22	d	6008	CLA	CBD-CGD-O2D-CED
22	d	6008	CLA	C2-C3-C5-C6
22	d	6008	CLA	C4-C3-C5-C6
22	h	6017	CLA	C2-C3-C5-C6
22	h	6017	CLA	C4-C3-C5-C6
22	k	6034	CLA	O2A-C1-C2-C3
23	A	1038	PHO	C3A-C2A-CAA-CBA
23	A	1038	PHO	C2C-C3C-CAC-CBC
23	A	1038	PHO	CAD-CBD-CGD-O1D
23	A	1038	PHO	CAD-CBD-CGD-O2D
23	A	1038	PHO	CBD-CGD-O2D-CED
23	A	1038	PHO	C6-C7-C8-C9
23	D	1039	PHO	C2C-C3C-CAC-CBC
23	D	1039	PHO	O2A-C1-C2-C3
23	D	1039	PHO	C1-C2-C3-C4
23	D	1039	PHO	C1-C2-C3-C5
23	D	1039	PHO	C11-C10-C8-C9
23	a	6038	PHO	C3A-C2A-CAA-CBA

Continued on next page...

Continued from previous page...

Mol	Chain	Res	Type	Atoms
23	a	6038	PHO	C2C-C3C-CAC-CBC
23	a	6038	PHO	CAD-CBD-CGD-O1D
23	a	6038	PHO	CAD-CBD-CGD-O2D
23	a	6038	PHO	CBD-CGD-O2D-CED
23	a	6038	PHO	C6-C7-C8-C9
23	d	6039	PHO	C2C-C3C-CAC-CBC
23	d	6039	PHO	O2A-C1-C2-C3
23	d	6039	PHO	C1-C2-C3-C4
23	d	6039	PHO	C1-C2-C3-C5
23	d	6039	PHO	C11-C10-C8-C9
24	A	1043	PQ9	C12-C13-C15-C16
24	A	1043	PQ9	C14-C13-C15-C16
24	A	1043	PQ9	C29-C28-C30-C31
24	A	1043	PQ9	C33-C35-C36-C37
24	D	1042	PQ9	C17-C18-C20-C21
24	D	1042	PQ9	C19-C18-C20-C21
24	D	1042	PQ9	C28-C30-C31-C32
24	D	1042	PQ9	C30-C31-C32-C33
24	D	1042	PQ9	C39-C38-C40-C41
24	a	6043	PQ9	C12-C13-C15-C16
24	a	6043	PQ9	C14-C13-C15-C16
24	a	6043	PQ9	C29-C28-C30-C31
24	a	6043	PQ9	C33-C35-C36-C37
24	d	6042	PQ9	C17-C18-C20-C21
24	d	6042	PQ9	C19-C18-C20-C21
24	d	6042	PQ9	C28-C30-C31-C32
24	d	6042	PQ9	C30-C31-C32-C33
24	d	6042	PQ9	C39-C38-C40-C41
25	A	1044	BCR	C6-C7-C8-C9
25	A	1044	BCR	C10-C11-C12-C13
25	A	1044	BCR	C20-C21-C22-C23
25	A	1044	BCR	C20-C21-C22-C37
25	B	1045	BCR	C7-C8-C9-C34
25	B	1045	BCR	C9-C10-C11-C12
25	B	1045	BCR	C10-C11-C12-C13
25	B	1045	BCR	C14-C15-C16-C17
25	B	1045	BCR	C15-C16-C17-C18
25	B	1045	BCR	C16-C17-C18-C19
25	B	1045	BCR	C16-C17-C18-C36
25	B	1045	BCR	C18-C19-C20-C21
25	B	1045	BCR	C19-C20-C21-C22
25	B	1045	BCR	C21-C22-C23-C24

Continued on next page...

Continued from previous page...

Mol	Chain	Res	Type	Atoms
25	B	1045	BCR	C37-C22-C23-C24
25	B	1045	BCR	C23-C24-C25-C26
25	B	1045	BCR	C23-C24-C25-C30
25	B	1047	BCR	C1-C6-C7-C8
25	B	1047	BCR	C5-C6-C7-C8
25	B	1047	BCR	C17-C18-C19-C20
25	B	1047	BCR	C36-C18-C19-C20
25	B	1047	BCR	C18-C19-C20-C21
25	B	1047	BCR	C20-C21-C22-C23
25	B	1047	BCR	C20-C21-C22-C37
25	B	1048	BCR	C10-C11-C12-C13
25	B	1048	BCR	C14-C15-C16-C17
25	B	1048	BCR	C15-C16-C17-C18
25	B	1048	BCR	C18-C19-C20-C21
25	C	1052	BCR	C7-C8-C9-C10
25	C	1052	BCR	C7-C8-C9-C34
25	C	1052	BCR	C10-C11-C12-C13
25	C	1052	BCR	C23-C24-C25-C26
25	C	1052	BCR	C23-C24-C25-C30
25	C	1054	BCR	C1-C6-C7-C8
25	C	1054	BCR	C5-C6-C7-C8
25	C	1054	BCR	C7-C8-C9-C34
25	C	1054	BCR	C10-C11-C12-C13
25	C	1054	BCR	C14-C15-C16-C17
25	C	1054	BCR	C15-C16-C17-C18
25	C	1054	BCR	C18-C19-C20-C21
25	D	1050	BCR	C5-C6-C7-C8
25	D	1050	BCR	C10-C11-C12-C13
25	D	1050	BCR	C11-C12-C13-C14
25	D	1050	BCR	C11-C12-C13-C35
25	D	1050	BCR	C13-C14-C15-C16
25	D	1050	BCR	C14-C15-C16-C17
25	D	1050	BCR	C16-C17-C18-C19
25	D	1050	BCR	C16-C17-C18-C36
25	D	1050	BCR	C17-C18-C19-C20
25	D	1050	BCR	C36-C18-C19-C20
25	D	1050	BCR	C18-C19-C20-C21
25	D	1050	BCR	C23-C24-C25-C26
25	D	1050	BCR	C23-C24-C25-C30
25	H	1049	BCR	C10-C11-C12-C13
25	H	1049	BCR	C11-C12-C13-C14
25	H	1049	BCR	C11-C12-C13-C35

Continued on next page...

Continued from previous page...

Mol	Chain	Res	Type	Atoms
25	H	1049	BCR	C14-C15-C16-C17
25	H	1049	BCR	C15-C16-C17-C18
25	H	1049	BCR	C17-C18-C19-C20
25	H	1049	BCR	C36-C18-C19-C20
25	H	1049	BCR	C18-C19-C20-C21
25	K	1051	BCR	C7-C8-C9-C10
25	K	1051	BCR	C7-C8-C9-C34
25	K	1051	BCR	C14-C15-C16-C17
25	K	1051	BCR	C18-C19-C20-C21
25	T	6046	BCR	C10-C11-C12-C13
25	T	6046	BCR	C14-C15-C16-C17
25	T	6046	BCR	C18-C19-C20-C21
25	T	6046	BCR	C19-C20-C21-C22
25	T	6048	BCR	C10-C11-C12-C13
25	T	6048	BCR	C14-C15-C16-C17
25	T	6048	BCR	C15-C16-C17-C18
25	T	6048	BCR	C18-C19-C20-C21
25	Z	1053	BCR	C6-C7-C8-C9
25	Z	1053	BCR	C7-C8-C9-C10
25	Z	1053	BCR	C10-C11-C12-C13
25	Z	1053	BCR	C20-C21-C22-C37
25	Z	1053	BCR	C21-C22-C23-C24
25	Z	1053	BCR	C37-C22-C23-C24
25	Z	1053	BCR	C23-C24-C25-C26
25	Z	1053	BCR	C23-C24-C25-C30
25	a	6044	BCR	C6-C7-C8-C9
25	a	6044	BCR	C10-C11-C12-C13
25	a	6044	BCR	C20-C21-C22-C23
25	a	6044	BCR	C20-C21-C22-C37
25	b	6045	BCR	C7-C8-C9-C34
25	b	6045	BCR	C9-C10-C11-C12
25	b	6045	BCR	C10-C11-C12-C13
25	b	6045	BCR	C14-C15-C16-C17
25	b	6045	BCR	C15-C16-C17-C18
25	b	6045	BCR	C16-C17-C18-C19
25	b	6045	BCR	C16-C17-C18-C36
25	b	6045	BCR	C18-C19-C20-C21
25	b	6045	BCR	C19-C20-C21-C22
25	b	6045	BCR	C21-C22-C23-C24
25	b	6045	BCR	C37-C22-C23-C24
25	b	6045	BCR	C23-C24-C25-C26
25	b	6045	BCR	C23-C24-C25-C30

Continued on next page...

Continued from previous page...

Mol	Chain	Res	Type	Atoms
25	b	6047	BCR	C1-C6-C7-C8
25	b	6047	BCR	C5-C6-C7-C8
25	b	6047	BCR	C17-C18-C19-C20
25	b	6047	BCR	C36-C18-C19-C20
25	b	6047	BCR	C18-C19-C20-C21
25	b	6047	BCR	C20-C21-C22-C23
25	b	6047	BCR	C20-C21-C22-C37
25	c	6054	BCR	C1-C6-C7-C8
25	c	6054	BCR	C5-C6-C7-C8
25	c	6054	BCR	C7-C8-C9-C34
25	c	6054	BCR	C10-C11-C12-C13
25	c	6054	BCR	C14-C15-C16-C17
25	c	6054	BCR	C15-C16-C17-C18
25	c	6054	BCR	C18-C19-C20-C21
25	d	6050	BCR	C5-C6-C7-C8
25	d	6050	BCR	C10-C11-C12-C13
25	d	6050	BCR	C11-C12-C13-C14
25	d	6050	BCR	C11-C12-C13-C35
25	d	6050	BCR	C13-C14-C15-C16
25	d	6050	BCR	C14-C15-C16-C17
25	d	6050	BCR	C16-C17-C18-C19
25	d	6050	BCR	C16-C17-C18-C36
25	d	6050	BCR	C17-C18-C19-C20
25	d	6050	BCR	C36-C18-C19-C20
25	d	6050	BCR	C18-C19-C20-C21
25	d	6050	BCR	C23-C24-C25-C26
25	d	6050	BCR	C23-C24-C25-C30
25	h	6049	BCR	C10-C11-C12-C13
25	h	6049	BCR	C11-C12-C13-C14
25	h	6049	BCR	C11-C12-C13-C35
25	h	6049	BCR	C14-C15-C16-C17
25	h	6049	BCR	C15-C16-C17-C18
25	h	6049	BCR	C17-C18-C19-C20
25	h	6049	BCR	C36-C18-C19-C20
25	h	6049	BCR	C18-C19-C20-C21
25	k	6052	BCR	C7-C8-C9-C10
25	k	6052	BCR	C7-C8-C9-C34
25	k	6052	BCR	C10-C11-C12-C13
25	k	6052	BCR	C23-C24-C25-C26
25	k	6052	BCR	C23-C24-C25-C30
25	k	6051	BCR	C7-C8-C9-C10
25	k	6051	BCR	C7-C8-C9-C34

Continued on next page...

Continued from previous page...

Mol	Chain	Res	Type	Atoms
25	k	6051	BCR	C14-C15-C16-C17
25	k	6051	BCR	C18-C19-C20-C21
25	t	1046	BCR	C10-C11-C12-C13
25	t	1046	BCR	C14-C15-C16-C17
25	t	1046	BCR	C18-C19-C20-C21
25	t	1046	BCR	C19-C20-C21-C22
25	z	6053	BCR	C6-C7-C8-C9
25	z	6053	BCR	C7-C8-C9-C10
25	z	6053	BCR	C10-C11-C12-C13
25	z	6053	BCR	C20-C21-C22-C37
25	z	6053	BCR	C21-C22-C23-C24
25	z	6053	BCR	C37-C22-C23-C24
25	z	6053	BCR	C23-C24-C25-C26
25	z	6053	BCR	C23-C24-C25-C30
26	A	1063	LHG	O1-C1-C2-C3
26	A	1063	LHG	O2-C2-C3-O3
26	a	6063	LHG	O1-C1-C2-C3
26	a	6063	LHG	O2-C2-C3-O3
28	D	1059	MGE	C2B-C1B-O2G-C2G
28	D	1062	MGE	C2G-C3G-O3G-C1D
28	d	6059	MGE	C2B-C1B-O2G-C2G
28	d	6062	MGE	C2G-C3G-O3G-C1D
29	B	1058	DGD	O6D-C1D-O3G-C3G
29	C	1055	DGD	C2B-C1B-O2G-C2G
29	C	1055	DGD	O6D-C1D-O3G-C3G
29	C	1056	DGD	C2B-C1B-O2G-C2G
29	C	1056	DGD	C1G-C2G-O2G-C1B
29	C	1057	DGD	O1G-C1G-C2G-O2G
29	b	6058	DGD	O6D-C1D-O3G-C3G
29	c	6055	DGD	C2B-C1B-O2G-C2G
29	c	6055	DGD	O6D-C1D-O3G-C3G
29	c	6056	DGD	C2B-C1B-O2G-C2G
29	c	6056	DGD	C1G-C2G-O2G-C1B
29	c	6057	DGD	O1G-C1G-C2G-O2G
31	F	1040	HEM	C1A-C2A-CAA-CBA
31	F	1040	HEM	C3A-C2A-CAA-CBA
31	F	1040	HEM	C2A-CAA-CBA-CGA
31	f	6040	HEM	C1A-C2A-CAA-CBA
31	f	6040	HEM	C3A-C2A-CAA-CBA
31	f	6040	HEM	C2A-CAA-CBA-CGA
22	A	1006	CLA	C2C-C3C-CAC-CBC
22	B	1014	CLA	C2C-C3C-CAC-CBC

Continued on next page...

Continued from previous page...

Mol	Chain	Res	Type	Atoms
22	B	1022	CLA	C2C-C3C-CAC-CBC
22	B	1023	CLA	C4C-C3C-CAC-CBC
22	C	1037	CLA	C2C-C3C-CAC-CBC
22	K	1034	CLA	C2C-C3C-CAC-CBC
22	a	6006	CLA	C2C-C3C-CAC-CBC
22	b	6014	CLA	C2C-C3C-CAC-CBC
22	b	6022	CLA	C2C-C3C-CAC-CBC
22	b	6023	CLA	C4C-C3C-CAC-CBC
22	c	6037	CLA	C2C-C3C-CAC-CBC
22	k	6034	CLA	C2C-C3C-CAC-CBC
22	A	1007	CLA	O1D-CGD-O2D-CED
22	C	1026	CLA	O1D-CGD-O2D-CED
22	C	1033	CLA	O1D-CGD-O2D-CED
22	D	1008	CLA	O1D-CGD-O2D-CED
22	a	6007	CLA	O1D-CGD-O2D-CED
22	c	6026	CLA	O1D-CGD-O2D-CED
22	c	6033	CLA	O1D-CGD-O2D-CED
22	d	6008	CLA	O1D-CGD-O2D-CED
22	C	1030	CLA	C13-C15-C16-C17
22	c	6030	CLA	C13-C15-C16-C17
22	B	1013	CLA	C2C-C3C-CAC-CBC
22	B	1013	CLA	C4C-C3C-CAC-CBC
22	B	1023	CLA	C2C-C3C-CAC-CBC
22	C	1027	CLA	C2C-C3C-CAC-CBC
22	b	6013	CLA	C2C-C3C-CAC-CBC
22	b	6013	CLA	C4C-C3C-CAC-CBC
22	b	6023	CLA	C2C-C3C-CAC-CBC
22	c	6027	CLA	C2C-C3C-CAC-CBC
22	B	1012	CLA	O1D-CGD-O2D-CED
22	B	1014	CLA	O1D-CGD-O2D-CED
22	B	1015	CLA	O1D-CGD-O2D-CED
22	B	1019	CLA	O1D-CGD-O2D-CED
22	B	1024	CLA	O1D-CGD-O2D-CED
22	C	1025	CLA	O1D-CGD-O2D-CED
22	b	6012	CLA	O1D-CGD-O2D-CED
22	b	6014	CLA	O1D-CGD-O2D-CED
22	b	6015	CLA	O1D-CGD-O2D-CED
22	b	6019	CLA	O1D-CGD-O2D-CED
22	b	6024	CLA	O1D-CGD-O2D-CED
22	c	6025	CLA	O1D-CGD-O2D-CED
22	B	1019	CLA	CBD-CGD-O2D-CED
22	B	1024	CLA	CBD-CGD-O2D-CED

Continued on next page...

Continued from previous page...

Mol	Chain	Res	Type	Atoms
22	C	1029	CLA	CBD-CGD-O2D-CED
22	D	1005	CLA	CBD-CGD-O2D-CED
22	b	6019	CLA	CBD-CGD-O2D-CED
22	b	6024	CLA	CBD-CGD-O2D-CED
22	c	6029	CLA	CBD-CGD-O2D-CED
22	d	6005	CLA	CBD-CGD-O2D-CED
22	B	1010	CLA	O1A-CGA-O2A-C1
22	C	1025	CLA	O1A-CGA-O2A-C1
22	D	1008	CLA	O1A-CGA-O2A-C1
22	b	6010	CLA	O1A-CGA-O2A-C1
22	c	6025	CLA	O1A-CGA-O2A-C1
22	d	6008	CLA	O1A-CGA-O2A-C1
22	B	1024	CLA	C2C-C3C-CAC-CBC
22	B	1024	CLA	C4C-C3C-CAC-CBC
22	C	1027	CLA	C4C-C3C-CAC-CBC
22	C	1036	CLA	C2C-C3C-CAC-CBC
22	C	1036	CLA	C4C-C3C-CAC-CBC
22	K	1034	CLA	C4C-C3C-CAC-CBC
22	b	6024	CLA	C2C-C3C-CAC-CBC
22	b	6024	CLA	C4C-C3C-CAC-CBC
22	c	6027	CLA	C4C-C3C-CAC-CBC
22	c	6036	CLA	C2C-C3C-CAC-CBC
22	c	6036	CLA	C4C-C3C-CAC-CBC
22	k	6034	CLA	C4C-C3C-CAC-CBC
22	d	6005	CLA	O1D-CGD-O2D-CED
23	A	1038	PHO	O1D-CGD-O2D-CED
23	a	6038	PHO	O1D-CGD-O2D-CED
22	B	1021	CLA	O1D-CGD-O2D-CED
22	B	1022	CLA	O1D-CGD-O2D-CED
22	C	1029	CLA	O1D-CGD-O2D-CED
22	D	1005	CLA	O1D-CGD-O2D-CED
22	b	6021	CLA	O1D-CGD-O2D-CED
22	b	6022	CLA	O1D-CGD-O2D-CED
22	c	6029	CLA	O1D-CGD-O2D-CED
23	A	1038	PHO	C3-C5-C6-C7
23	a	6038	PHO	C3-C5-C6-C7
28	B	1060	MGE	C4D-C5D-C6D-O5D
28	b	6060	MGE	C4D-C5D-C6D-O5D
22	C	1028	CLA	CBD-CGD-O2D-CED
22	K	1034	CLA	CBD-CGD-O2D-CED
22	c	6028	CLA	CBD-CGD-O2D-CED
22	k	6034	CLA	CBD-CGD-O2D-CED

Continued on next page...

Continued from previous page...

Mol	Chain	Res	Type	Atoms
22	C	1029	CLA	C2C-C3C-CAC-CBC
22	C	1029	CLA	C4C-C3C-CAC-CBC
22	c	6029	CLA	C2C-C3C-CAC-CBC
22	c	6029	CLA	C4C-C3C-CAC-CBC
22	B	1016	CLA	O1A-CGA-O2A-C1
22	D	1004	CLA	O1A-CGA-O2A-C1
22	b	6016	CLA	O1A-CGA-O2A-C1
22	d	6004	CLA	O1A-CGA-O2A-C1
28	D	1062	MGE	O1A-C1A-O1G-C1G
28	d	6062	MGE	O1A-C1A-O1G-C1G
22	D	1008	CLA	C15-C16-C17-C18
22	d	6008	CLA	C15-C16-C17-C18
22	D	1008	CLA	C2C-C3C-CAC-CBC
22	d	6008	CLA	C2C-C3C-CAC-CBC
22	D	1008	CLA	C4C-C3C-CAC-CBC
22	d	6008	CLA	C4C-C3C-CAC-CBC
29	B	1058	DGD	O6D-C5D-C6D-O5D
29	b	6058	DGD	O6D-C5D-C6D-O5D
22	C	1035	CLA	CBD-CGD-O2D-CED
22	c	6035	CLA	CBD-CGD-O2D-CED
28	D	1059	MGE	O1B-C1B-O2G-C2G
28	d	6059	MGE	O1B-C1B-O2G-C2G
29	C	1055	DGD	O1B-C1B-O2G-C2G
29	C	1056	DGD	O1B-C1B-O2G-C2G
29	c	6055	DGD	O1B-C1B-O2G-C2G
29	c	6056	DGD	O1B-C1B-O2G-C2G
22	B	1009	CLA	C3-C5-C6-C7
22	B	1016	CLA	C3-C5-C6-C7
22	C	1027	CLA	C3-C5-C6-C7
22	C	1035	CLA	C3-C5-C6-C7
22	C	1036	CLA	C3-C5-C6-C7
22	D	1008	CLA	C3-C5-C6-C7
22	H	1017	CLA	C3-C5-C6-C7
22	b	6009	CLA	C3-C5-C6-C7
22	b	6016	CLA	C3-C5-C6-C7
22	c	6027	CLA	C3-C5-C6-C7
22	c	6035	CLA	C3-C5-C6-C7
22	c	6036	CLA	C3-C5-C6-C7
22	d	6008	CLA	C3-C5-C6-C7
22	h	6017	CLA	C3-C5-C6-C7
22	B	1016	CLA	CBA-CGA-O2A-C1
22	C	1029	CLA	CBA-CGA-O2A-C1

Continued on next page...

Continued from previous page...

Mol	Chain	Res	Type	Atoms
22	D	1004	CLA	CBA-CGA-O2A-C1
22	D	1008	CLA	CBA-CGA-O2A-C1
22	b	6016	CLA	CBA-CGA-O2A-C1
22	c	6029	CLA	CBA-CGA-O2A-C1
22	d	6004	CLA	CBA-CGA-O2A-C1
22	d	6008	CLA	CBA-CGA-O2A-C1
22	A	1003	CLA	C2C-C3C-CAC-CBC
22	B	1016	CLA	C2C-C3C-CAC-CBC
22	B	1019	CLA	C2C-C3C-CAC-CBC
22	a	6003	CLA	C2C-C3C-CAC-CBC
22	b	6016	CLA	C2C-C3C-CAC-CBC
22	b	6019	CLA	C2C-C3C-CAC-CBC
22	K	1034	CLA	C4-C3-C5-C6
22	k	6034	CLA	C4-C3-C5-C6
22	A	1003	CLA	C2-C3-C5-C6
22	B	1014	CLA	C2-C3-C5-C6
22	C	1030	CLA	C2-C3-C5-C6
22	a	6003	CLA	C2-C3-C5-C6
22	b	6014	CLA	C2-C3-C5-C6
24	D	1042	PQ9	C37-C38-C40-C41
24	d	6042	PQ9	C37-C38-C40-C41
22	A	1006	CLA	CBD-CGD-O2D-CED
22	a	6006	CLA	CBD-CGD-O2D-CED
22	A	1006	CLA	C2A-CAA-CBA-CGA
22	B	1021	CLA	C2A-CAA-CBA-CGA
22	C	1032	CLA	C2A-CAA-CBA-CGA
22	C	1036	CLA	C2A-CAA-CBA-CGA
22	a	6006	CLA	C2A-CAA-CBA-CGA
22	b	6021	CLA	C2A-CAA-CBA-CGA
22	c	6032	CLA	C2A-CAA-CBA-CGA
22	c	6036	CLA	C2A-CAA-CBA-CGA
22	B	1023	CLA	C3-C5-C6-C7
22	B	1024	CLA	C3-C5-C6-C7
22	C	1028	CLA	C3-C5-C6-C7
22	C	1029	CLA	C3-C5-C6-C7
22	b	6023	CLA	C3-C5-C6-C7
22	b	6024	CLA	C3-C5-C6-C7
22	c	6028	CLA	C3-C5-C6-C7
22	c	6029	CLA	C3-C5-C6-C7
22	A	1006	CLA	CBA-CGA-O2A-C1
22	B	1009	CLA	CBA-CGA-O2A-C1
22	C	1025	CLA	CBA-CGA-O2A-C1

Continued on next page...

Continued from previous page...

Mol	Chain	Res	Type	Atoms
22	a	6006	CLA	CBA-CGA-O2A-C1
22	b	6009	CLA	CBA-CGA-O2A-C1
22	c	6025	CLA	CBA-CGA-O2A-C1
28	D	1062	MGE	C2A-C1A-O1G-C1G
28	d	6062	MGE	C2A-C1A-O1G-C1G
28	B	1060	MGE	O6D-C5D-C6D-O5D
28	b	6060	MGE	O6D-C5D-C6D-O5D
29	C	1055	DGD	O6D-C5D-C6D-O5D
29	c	6055	DGD	O6D-C5D-C6D-O5D
22	B	1016	CLA	O1D-CGD-O2D-CED
22	b	6016	CLA	O1D-CGD-O2D-CED
22	A	1003	CLA	C4C-C3C-CAC-CBC
29	C	1056	DGD	C6B-C7B-C8B-C9B
29	c	6056	DGD	C6B-C7B-C8B-C9B
29	C	1055	DGD	O1A-C1A-O1G-C1G
29	c	6055	DGD	O1A-C1A-O1G-C1G
22	a	6003	CLA	C4C-C3C-CAC-CBC
22	B	1013	CLA	O1D-CGD-O2D-CED
22	b	6013	CLA	O1D-CGD-O2D-CED
25	B	1047	BCR	C15-C16-C17-C18
25	C	1052	BCR	C19-C20-C21-C22
25	C	1054	BCR	C19-C20-C21-C22
25	D	1050	BCR	C9-C10-C11-C12
25	D	1050	BCR	C15-C16-C17-C18
25	H	1049	BCR	C19-C20-C21-C22
25	K	1051	BCR	C13-C14-C15-C16
25	K	1051	BCR	C15-C16-C17-C18
25	T	6046	BCR	C15-C16-C17-C18
25	Z	1053	BCR	C19-C20-C21-C22
25	b	6047	BCR	C15-C16-C17-C18
25	c	6054	BCR	C19-C20-C21-C22
25	d	6050	BCR	C9-C10-C11-C12
25	d	6050	BCR	C15-C16-C17-C18
25	h	6049	BCR	C19-C20-C21-C22
25	k	6052	BCR	C19-C20-C21-C22
25	k	6051	BCR	C13-C14-C15-C16
25	k	6051	BCR	C15-C16-C17-C18
25	t	1046	BCR	C15-C16-C17-C18
25	z	6053	BCR	C19-C20-C21-C22
22	B	1009	CLA	C8-C10-C11-C12
22	b	6009	CLA	C8-C10-C11-C12
28	B	1060	MGE	C7A-C8A-C9A-CAA

Continued on next page...

Continued from previous page...

Mol	Chain	Res	Type	Atoms
28	b	6060	MGE	C7A-C8A-C9A-CAA
22	B	1010	CLA	CBA-CGA-O2A-C1
22	C	1028	CLA	CBA-CGA-O2A-C1
22	b	6010	CLA	CBA-CGA-O2A-C1
22	c	6028	CLA	CBA-CGA-O2A-C1
29	C	1055	DGD	C2A-C1A-O1G-C1G
29	c	6055	DGD	C2A-C1A-O1G-C1G
22	B	1016	CLA	C4C-C3C-CAC-CBC
22	b	6016	CLA	C4C-C3C-CAC-CBC
22	C	1028	CLA	O1A-CGA-O2A-C1
22	c	6028	CLA	O1A-CGA-O2A-C1
26	A	1063	LHG	C8-C7-O7-C5
26	a	6063	LHG	C8-C7-O7-C5
22	B	1012	CLA	C2C-C3C-CAC-CBC
22	b	6012	CLA	C2C-C3C-CAC-CBC
29	C	1056	DGD	CBB-CCB-CDB-CEB
29	c	6056	DGD	CBB-CCB-CDB-CEB
22	B	1020	CLA	CBD-CGD-O2D-CED
22	b	6020	CLA	CBD-CGD-O2D-CED
26	A	1063	LHG	C30-C31-C32-C33
26	a	6063	LHG	C30-C31-C32-C33
29	C	1055	DGD	C7A-C8A-C9A-CAA
29	c	6055	DGD	C7A-C8A-C9A-CAA
26	A	1063	LHG	C13-C14-C15-C16
26	a	6063	LHG	C13-C14-C15-C16
28	B	1060	MGE	C4B-C5B-C6B-C7B
28	L	1061	MGE	C3B-C4B-C5B-C6B
28	b	6060	MGE	C4B-C5B-C6B-C7B
28	l	6061	MGE	C3B-C4B-C5B-C6B
29	C	1056	DGD	O6D-C5D-C6D-O5D
29	c	6056	DGD	O6D-C5D-C6D-O5D
29	B	1058	DGD	C4D-C5D-C6D-O5D
29	b	6058	DGD	C4D-C5D-C6D-O5D
29	C	1056	DGD	C1A-C2A-C3A-C4A
29	c	6056	DGD	C1A-C2A-C3A-C4A
22	B	1019	CLA	C3-C5-C6-C7
22	C	1025	CLA	C3-C5-C6-C7
22	b	6019	CLA	C3-C5-C6-C7
22	c	6025	CLA	C3-C5-C6-C7
22	B	1009	CLA	O1A-CGA-O2A-C1
22	b	6009	CLA	O1A-CGA-O2A-C1
31	F	1040	HEM	C3D-CAD-CBD-CGD

Continued on next page...

Continued from previous page...

Mol	Chain	Res	Type	Atoms
31	f	6040	HEM	C3D-CAD-CBD-CGD
22	B	1015	CLA	C4-C3-C5-C6
22	b	6015	CLA	C4-C3-C5-C6
24	A	1043	PQ9	C19-C18-C20-C21
24	a	6043	PQ9	C19-C18-C20-C21
22	B	1015	CLA	C2-C3-C5-C6
22	C	1028	CLA	C2-C3-C5-C6
22	K	1034	CLA	C2-C3-C5-C6
22	b	6015	CLA	C2-C3-C5-C6
22	c	6028	CLA	C2-C3-C5-C6
22	k	6034	CLA	C2-C3-C5-C6
24	A	1043	PQ9	C27-C28-C30-C31
24	a	6043	PQ9	C27-C28-C30-C31
22	B	1018	CLA	C2A-CAA-CBA-CGA
22	b	6018	CLA	C2A-CAA-CBA-CGA
29	C	1055	DGD	C4D-C5D-C6D-O5D
29	c	6055	DGD	C4D-C5D-C6D-O5D
29	C	1056	DGD	C7A-C8A-C9A-CAA
29	c	6056	DGD	C7A-C8A-C9A-CAA
29	B	1058	DGD	O6E-C1E-O5D-C6D
29	b	6058	DGD	O6E-C1E-O5D-C6D
24	D	1042	PQ9	C33-C35-C36-C37
24	d	6042	PQ9	C33-C35-C36-C37
22	B	1019	CLA	C4C-C3C-CAC-CBC
22	b	6019	CLA	C4C-C3C-CAC-CBC
28	L	1061	MGE	C2A-C1A-O1G-C1G
28	l	6061	MGE	C2A-C1A-O1G-C1G
29	C	1056	DGD	O6E-C5E-C6E-O5E
29	c	6056	DGD	O6E-C5E-C6E-O5E
28	D	1059	MGE	C4D-C5D-C6D-O5D
28	d	6059	MGE	C4D-C5D-C6D-O5D
29	B	1058	DGD	C6B-C7B-C8B-C9B
29	b	6058	DGD	C6B-C7B-C8B-C9B
26	A	1063	LHG	C1-C2-C3-O3
26	a	6063	LHG	C1-C2-C3-O3
22	A	1006	CLA	O1A-CGA-O2A-C1
22	a	6006	CLA	O1A-CGA-O2A-C1
29	C	1056	DGD	C8B-C9B-CAB-CBB
29	c	6056	DGD	C8B-C9B-CAB-CBB
22	C	1027	CLA	CBA-CGA-O2A-C1
22	c	6027	CLA	CBA-CGA-O2A-C1
29	B	1058	DGD	C2A-C1A-O1G-C1G

Continued on next page...

Continued from previous page...

Mol	Chain	Res	Type	Atoms
29	b	6058	DGD	C2A-C1A-O1G-C1G
29	C	1056	DGD	CEB-CFB-CGB-CHB
29	c	6056	DGD	CEB-CFB-CGB-CHB
22	B	1009	CLA	C2C-C3C-CAC-CBC
22	b	6009	CLA	C2C-C3C-CAC-CBC
22	B	1021	CLA	C13-C15-C16-C17
22	b	6021	CLA	C13-C15-C16-C17
22	c	6032	CLA	C10-C11-C12-C13
29	B	1058	DGD	C2D-C1D-O3G-C3G
29	b	6058	DGD	C2D-C1D-O3G-C3G
22	C	1029	CLA	O1A-CGA-O2A-C1
22	c	6029	CLA	O1A-CGA-O2A-C1
22	A	1006	CLA	C6-C7-C8-C9
22	A	1006	CLA	C11-C12-C13-C14
22	B	1009	CLA	C14-C13-C15-C16
22	B	1011	CLA	C6-C7-C8-C9
22	B	1011	CLA	C11-C12-C13-C14
22	B	1012	CLA	C6-C7-C8-C9
22	B	1013	CLA	C11-C12-C13-C14
22	B	1018	CLA	C11-C12-C13-C14
22	B	1019	CLA	C11-C12-C13-C14
22	B	1021	CLA	C11-C12-C13-C14
22	B	1022	CLA	C6-C7-C8-C9
22	B	1022	CLA	C11-C10-C8-C9
22	B	1022	CLA	C14-C13-C15-C16
22	B	1023	CLA	C6-C7-C8-C9
22	C	1025	CLA	C6-C7-C8-C9
22	C	1025	CLA	C14-C13-C15-C16
22	C	1026	CLA	C6-C7-C8-C9
22	C	1029	CLA	C11-C12-C13-C14
22	C	1030	CLA	C11-C10-C8-C9
22	C	1031	CLA	C6-C7-C8-C9
22	C	1035	CLA	C11-C12-C13-C14
22	C	1036	CLA	C6-C7-C8-C9
22	C	1037	CLA	C11-C12-C13-C14
22	D	1005	CLA	C11-C12-C13-C14
22	H	1017	CLA	C6-C7-C8-C9
22	K	1034	CLA	C6-C7-C8-C9
22	K	1034	CLA	C14-C13-C15-C16
22	a	6006	CLA	C6-C7-C8-C9
22	a	6006	CLA	C11-C12-C13-C14
22	b	6009	CLA	C14-C13-C15-C16

Continued on next page...

Continued from previous page...

Mol	Chain	Res	Type	Atoms
22	b	6011	CLA	C6-C7-C8-C9
22	b	6011	CLA	C11-C12-C13-C14
22	b	6012	CLA	C6-C7-C8-C9
22	b	6013	CLA	C11-C12-C13-C14
22	b	6018	CLA	C11-C12-C13-C14
22	b	6019	CLA	C11-C12-C13-C14
22	b	6021	CLA	C11-C12-C13-C14
22	b	6022	CLA	C6-C7-C8-C9
22	b	6022	CLA	C11-C10-C8-C9
22	b	6022	CLA	C14-C13-C15-C16
22	b	6023	CLA	C6-C7-C8-C9
22	c	6025	CLA	C6-C7-C8-C9
22	c	6025	CLA	C14-C13-C15-C16
22	c	6026	CLA	C6-C7-C8-C9
22	c	6029	CLA	C11-C12-C13-C14
22	c	6030	CLA	C11-C10-C8-C9
22	c	6031	CLA	C6-C7-C8-C9
22	c	6035	CLA	C11-C12-C13-C14
22	c	6036	CLA	C6-C7-C8-C9
22	c	6037	CLA	C11-C12-C13-C14
22	d	6005	CLA	C11-C12-C13-C14
22	h	6017	CLA	C6-C7-C8-C9
22	k	6034	CLA	C6-C7-C8-C9
22	k	6034	CLA	C14-C13-C15-C16
23	D	1039	PHO	C6-C7-C8-C9
23	D	1039	PHO	C11-C12-C13-C14
23	d	6039	PHO	C6-C7-C8-C9
23	d	6039	PHO	C11-C12-C13-C14
22	C	1031	CLA	C2A-CAA-CBA-CGA
22	c	6031	CLA	C2A-CAA-CBA-CGA
25	A	1044	BCR	C11-C12-C13-C35
25	B	1045	BCR	C36-C18-C19-C20
25	B	1047	BCR	C7-C8-C9-C34
25	B	1047	BCR	C11-C12-C13-C35
25	B	1048	BCR	C7-C8-C9-C34
25	D	1050	BCR	C7-C8-C9-C34
25	H	1049	BCR	C7-C8-C9-C34
25	K	1051	BCR	C11-C12-C13-C35
25	T	6048	BCR	C7-C8-C9-C34
25	Z	1053	BCR	C7-C8-C9-C34
25	a	6044	BCR	C11-C12-C13-C35
25	b	6045	BCR	C36-C18-C19-C20

Continued on next page...

Continued from previous page...

Mol	Chain	Res	Type	Atoms
25	b	6047	BCR	C7-C8-C9-C34
25	b	6047	BCR	C11-C12-C13-C35
25	d	6050	BCR	C7-C8-C9-C34
25	h	6049	BCR	C7-C8-C9-C34
25	k	6051	BCR	C11-C12-C13-C35
25	z	6053	BCR	C7-C8-C9-C34
25	A	1044	BCR	C11-C12-C13-C14
25	B	1045	BCR	C7-C8-C9-C10
25	B	1047	BCR	C7-C8-C9-C10
25	B	1047	BCR	C11-C12-C13-C14
25	B	1048	BCR	C7-C8-C9-C10
25	C	1054	BCR	C7-C8-C9-C10
25	K	1051	BCR	C11-C12-C13-C14
25	T	6048	BCR	C7-C8-C9-C10
25	a	6044	BCR	C11-C12-C13-C14
25	b	6045	BCR	C7-C8-C9-C10
25	b	6047	BCR	C7-C8-C9-C10
25	b	6047	BCR	C11-C12-C13-C14
25	c	6054	BCR	C7-C8-C9-C10
25	k	6051	BCR	C11-C12-C13-C14
26	A	1063	LHG	O9-C7-O7-C5
26	a	6063	LHG	O9-C7-O7-C5
28	L	1061	MGE	CBB-CCB-CDB-CEB
28	l	6061	MGE	CBB-CCB-CDB-CEB
29	C	1056	DGD	C4E-C5E-C6E-O5E
29	c	6056	DGD	C4E-C5E-C6E-O5E
22	B	1015	CLA	O1A-CGA-O2A-C1
22	b	6015	CLA	O1A-CGA-O2A-C1
29	B	1058	DGD	O1A-C1A-O1G-C1G
29	b	6058	DGD	O1A-C1A-O1G-C1G
28	D	1059	MGE	O6D-C5D-C6D-O5D
28	d	6059	MGE	O6D-C5D-C6D-O5D
28	B	1060	MGE	CBB-CCB-CDB-CEB
28	b	6060	MGE	CBB-CCB-CDB-CEB
22	B	1015	CLA	CBA-CGA-O2A-C1
22	b	6015	CLA	CBA-CGA-O2A-C1
22	H	1017	CLA	C15-C16-C17-C18
22	h	6017	CLA	C15-C16-C17-C18
22	B	1020	CLA	C8-C10-C11-C12
22	B	1021	CLA	C5-C6-C7-C8
22	C	1026	CLA	C13-C15-C16-C17
22	C	1027	CLA	C10-C11-C12-C13

Continued on next page...

Continued from previous page...

Mol	Chain	Res	Type	Atoms
22	C	1030	CLA	C8-C10-C11-C12
22	C	1032	CLA	C13-C15-C16-C17
22	b	6020	CLA	C8-C10-C11-C12
22	b	6021	CLA	C5-C6-C7-C8
22	c	6026	CLA	C13-C15-C16-C17
22	c	6027	CLA	C10-C11-C12-C13
22	c	6030	CLA	C8-C10-C11-C12
28	D	1059	MGE	C1B-C2B-C3B-C4B
28	D	1062	MGE	C1A-C2A-C3A-C4A
28	d	6059	MGE	C1B-C2B-C3B-C4B
28	d	6062	MGE	C1A-C2A-C3A-C4A
29	B	1058	DGD	C1A-C2A-C3A-C4A
29	b	6058	DGD	C1A-C2A-C3A-C4A
22	A	1007	CLA	C10-C11-C12-C13
22	B	1013	CLA	C8-C10-C11-C12
22	B	1015	CLA	C5-C6-C7-C8
22	B	1024	CLA	C10-C11-C12-C13
22	a	6007	CLA	C10-C11-C12-C13
22	b	6013	CLA	C8-C10-C11-C12
22	b	6015	CLA	C5-C6-C7-C8
22	b	6024	CLA	C10-C11-C12-C13
23	A	1038	PHO	C13-C15-C16-C17
23	a	6038	PHO	C13-C15-C16-C17
22	C	1033	CLA	C3-C5-C6-C7
22	c	6033	CLA	C3-C5-C6-C7
22	B	1009	CLA	C13-C15-C16-C17
22	C	1032	CLA	C10-C11-C12-C13
22	C	1033	CLA	C5-C6-C7-C8
22	D	1004	CLA	C8-C10-C11-C12
22	b	6009	CLA	C13-C15-C16-C17
22	c	6033	CLA	C5-C6-C7-C8
22	d	6004	CLA	C8-C10-C11-C12
28	L	1061	MGE	C1A-C2A-C3A-C4A
28	l	6061	MGE	C1A-C2A-C3A-C4A
29	C	1057	DGD	C1A-C2A-C3A-C4A
29	c	6057	DGD	C1A-C2A-C3A-C4A
22	B	1021	CLA	C10-C11-C12-C13
22	b	6021	CLA	C10-C11-C12-C13
22	A	1003	CLA	C11-C12-C13-C15
22	B	1010	CLA	C11-C12-C13-C15
22	B	1018	CLA	C11-C10-C8-C7
22	C	1027	CLA	C6-C7-C8-C10

Continued on next page...

Continued from previous page...

Mol	Chain	Res	Type	Atoms
22	C	1037	CLA	C12-C13-C15-C16
22	a	6003	CLA	C11-C12-C13-C15
22	b	6010	CLA	C11-C12-C13-C15
22	b	6018	CLA	C11-C10-C8-C7
22	c	6027	CLA	C6-C7-C8-C10
22	c	6037	CLA	C12-C13-C15-C16
22	K	1034	CLA	C3-C5-C6-C7
22	k	6034	CLA	C3-C5-C6-C7
22	B	1011	CLA	O1A-CGA-O2A-C1
22	H	1017	CLA	O1A-CGA-O2A-C1
22	b	6011	CLA	O1A-CGA-O2A-C1
22	D	1005	CLA	C2C-C3C-CAC-CBC
22	d	6005	CLA	C2C-C3C-CAC-CBC
29	C	1057	DGD	C6B-C7B-C8B-C9B
29	c	6057	DGD	C6B-C7B-C8B-C9B
25	A	1044	BCR	C19-C20-C21-C22
25	C	1052	BCR	C15-C16-C17-C18
25	D	1050	BCR	C19-C20-C21-C22
25	a	6044	BCR	C19-C20-C21-C22
25	d	6050	BCR	C19-C20-C21-C22
25	k	6052	BCR	C15-C16-C17-C18
22	B	1013	CLA	C2A-CAA-CBA-CGA
22	H	1017	CLA	C2A-CAA-CBA-CGA
22	b	6013	CLA	C2A-CAA-CBA-CGA
22	h	6017	CLA	C2A-CAA-CBA-CGA
23	A	1038	PHO	C2A-CAA-CBA-CGA
23	a	6038	PHO	C2A-CAA-CBA-CGA
22	B	1014	CLA	C8-C10-C11-C12
22	B	1020	CLA	C13-C15-C16-C17
22	C	1031	CLA	C13-C15-C16-C17
22	H	1017	CLA	C5-C6-C7-C8
22	b	6014	CLA	C8-C10-C11-C12
22	b	6020	CLA	C13-C15-C16-C17
22	c	6031	CLA	C13-C15-C16-C17
22	h	6017	CLA	C5-C6-C7-C8
22	B	1012	CLA	C4C-C3C-CAC-CBC
22	b	6012	CLA	C4C-C3C-CAC-CBC
22	h	6017	CLA	O1A-CGA-O2A-C1
28	D	1062	MGE	O6D-C1D-O3G-C3G
28	d	6062	MGE	O6D-C1D-O3G-C3G
29	C	1057	DGD	O6D-C1D-O3G-C3G
29	c	6057	DGD	O6D-C1D-O3G-C3G

Continued on next page...

Continued from previous page...

Mol	Chain	Res	Type	Atoms
22	B	1023	CLA	C10-C11-C12-C13
22	b	6023	CLA	C10-C11-C12-C13
24	A	1043	PQ9	C13-C15-C16-C17
24	A	1043	PQ9	C38-C40-C41-C42
24	a	6043	PQ9	C13-C15-C16-C17
24	a	6043	PQ9	C38-C40-C41-C42
26	A	1063	LHG	C35-C36-C37-C38
26	a	6063	LHG	C35-C36-C37-C38
22	B	1010	CLA	C10-C11-C12-C13
22	C	1028	CLA	C5-C6-C7-C8
22	C	1028	CLA	C15-C16-C17-C18
22	C	1029	CLA	C8-C10-C11-C12
22	C	1035	CLA	C13-C15-C16-C17
22	D	1008	CLA	C10-C11-C12-C13
22	H	1017	CLA	C10-C11-C12-C13
22	b	6010	CLA	C10-C11-C12-C13
22	c	6028	CLA	C5-C6-C7-C8
22	c	6028	CLA	C15-C16-C17-C18
22	c	6029	CLA	C8-C10-C11-C12
22	c	6035	CLA	C13-C15-C16-C17
22	d	6008	CLA	C10-C11-C12-C13
22	h	6017	CLA	C10-C11-C12-C13
22	c	6037	CLA	CBA-CGA-O2A-C1
28	L	1061	MGE	O1A-C1A-O1G-C1G
28	l	6061	MGE	O1A-C1A-O1G-C1G
22	A	1007	CLA	C8-C10-C11-C12
22	B	1016	CLA	C5-C6-C7-C8
22	D	1004	CLA	C13-C15-C16-C17
22	a	6007	CLA	C8-C10-C11-C12
22	b	6016	CLA	C5-C6-C7-C8
22	d	6004	CLA	C13-C15-C16-C17
28	L	1061	MGE	C7A-C8A-C9A-CAA
28	l	6061	MGE	C7A-C8A-C9A-CAA
22	A	1006	CLA	C15-C16-C17-C18
22	C	1026	CLA	C10-C11-C12-C13
22	C	1029	CLA	C15-C16-C17-C18
22	C	1030	CLA	C10-C11-C12-C13
22	C	1037	CLA	C13-C15-C16-C17
22	a	6006	CLA	C15-C16-C17-C18
22	c	6026	CLA	C10-C11-C12-C13
22	c	6029	CLA	C15-C16-C17-C18
22	c	6030	CLA	C10-C11-C12-C13

Continued on next page...

Continued from previous page...

Mol	Chain	Res	Type	Atoms
22	c	6037	CLA	C13-C15-C16-C17
28	B	1060	MGE	C1B-C2B-C3B-C4B
28	b	6060	MGE	C1B-C2B-C3B-C4B
22	B	1013	CLA	C3-C5-C6-C7
22	b	6013	CLA	C3-C5-C6-C7
22	C	1037	CLA	CBA-CGA-O2A-C1
22	H	1017	CLA	CBA-CGA-O2A-C1
22	h	6017	CLA	CBA-CGA-O2A-C1
22	C	1032	CLA	CBD-CGD-O2D-CED
22	B	1018	CLA	C15-C16-C17-C18
22	C	1027	CLA	C8-C10-C11-C12
22	b	6018	CLA	C15-C16-C17-C18
22	c	6027	CLA	C8-C10-C11-C12
29	C	1057	DGD	O6D-C5D-C6D-O5D
29	c	6057	DGD	O6D-C5D-C6D-O5D
22	B	1012	CLA	C4-C3-C5-C6
22	b	6012	CLA	C4-C3-C5-C6
22	C	1037	CLA	C8-C10-C11-C12
22	c	6037	CLA	C8-C10-C11-C12
22	c	6032	CLA	CBD-CGD-O2D-CED
22	B	1013	CLA	C16-C17-C18-C20
22	B	1014	CLA	C16-C17-C18-C19
22	b	6013	CLA	C16-C17-C18-C20
22	b	6014	CLA	C16-C17-C18-C19
22	C	1032	CLA	CBA-CGA-O2A-C1
22	c	6032	CLA	CBA-CGA-O2A-C1
25	B	1047	BCR	C13-C14-C15-C16
25	B	1048	BCR	C19-C20-C21-C22
25	T	6048	BCR	C19-C20-C21-C22
25	b	6047	BCR	C13-C14-C15-C16
22	H	1017	CLA	CBD-CGD-O2D-CED
22	h	6017	CLA	CBD-CGD-O2D-CED
25	A	1044	BCR	C16-C17-C18-C36
25	B	1047	BCR	C16-C17-C18-C36
25	C	1052	BCR	C20-C21-C22-C37
25	H	1049	BCR	C16-C17-C18-C36
25	K	1051	BCR	C16-C17-C18-C36
25	a	6044	BCR	C16-C17-C18-C36
25	b	6047	BCR	C16-C17-C18-C36
25	h	6049	BCR	C16-C17-C18-C36
25	k	6052	BCR	C20-C21-C22-C37
25	k	6051	BCR	C16-C17-C18-C36

Continued on next page...

Continued from previous page...

Mol	Chain	Res	Type	Atoms
22	B	1014	CLA	C3-C5-C6-C7
22	a	6006	CLA	C3-C5-C6-C7
22	b	6014	CLA	C3-C5-C6-C7
28	D	1062	MGE	CAB-CBB-CCB-CDB
28	d	6062	MGE	CAB-CBB-CCB-CDB
29	C	1056	DGD	C5A-C6A-C7A-C8A
29	c	6056	DGD	C5A-C6A-C7A-C8A
22	A	1007	CLA	C16-C17-C18-C20
22	B	1018	CLA	C16-C17-C18-C19
22	C	1028	CLA	C16-C17-C18-C19
22	C	1031	CLA	C16-C17-C18-C20
22	a	6007	CLA	C16-C17-C18-C20
22	b	6018	CLA	C16-C17-C18-C19
22	c	6028	CLA	C16-C17-C18-C19
22	c	6031	CLA	C16-C17-C18-C20
22	A	1007	CLA	CBA-CGA-O2A-C1
22	a	6007	CLA	CBA-CGA-O2A-C1
29	B	1058	DGD	C6A-C7A-C8A-C9A
29	B	1058	DGD	C2B-C3B-C4B-C5B
29	B	1058	DGD	CFB-CGB-CHB-CIB
29	C	1055	DGD	C5A-C6A-C7A-C8A
29	C	1057	DGD	C6A-C7A-C8A-C9A
29	b	6058	DGD	C6A-C7A-C8A-C9A
29	b	6058	DGD	C2B-C3B-C4B-C5B
29	b	6058	DGD	CFB-CGB-CHB-CIB
29	c	6055	DGD	C5A-C6A-C7A-C8A
29	c	6057	DGD	C6A-C7A-C8A-C9A
26	A	1063	LHG	C6-C5-O7-C7
26	a	6063	LHG	C6-C5-O7-C7
28	L	1061	MGE	C1G-C2G-O2G-C1B
28	l	6061	MGE	C1G-C2G-O2G-C1B
22	c	6032	CLA	C8-C10-C11-C12
26	A	1063	LHG	C7-C8-C9-C10
26	a	6063	LHG	C7-C8-C9-C10
28	b	6060	MGE	C8A-C9A-CAA-CBA
28	B	1060	MGE	C8A-C9A-CAA-CBA
28	D	1062	MGE	C2B-C3B-C4B-C5B
28	d	6062	MGE	C2B-C3B-C4B-C5B
22	b	6011	CLA	O1D-CGD-O2D-CED
28	l	6061	MGE	CCB-CDB-CEB-CFB
22	A	1006	CLA	C3-C5-C6-C7
22	B	1011	CLA	O1D-CGD-O2D-CED

Continued on next page...

Continued from previous page...

Mol	Chain	Res	Type	Atoms
25	A	1044	BCR	C16-C17-C18-C19
25	B	1047	BCR	C16-C17-C18-C19
25	C	1052	BCR	C20-C21-C22-C23
25	H	1049	BCR	C16-C17-C18-C19
25	K	1051	BCR	C16-C17-C18-C19
25	Z	1053	BCR	C20-C21-C22-C23
25	a	6044	BCR	C16-C17-C18-C19
25	b	6047	BCR	C16-C17-C18-C19
25	h	6049	BCR	C16-C17-C18-C19
25	k	6052	BCR	C20-C21-C22-C23
25	k	6051	BCR	C16-C17-C18-C19
25	z	6053	BCR	C20-C21-C22-C23
28	D	1062	MGE	C2D-C1D-O3G-C3G
28	d	6062	MGE	C2D-C1D-O3G-C3G
29	C	1057	DGD	C2D-C1D-O3G-C3G
29	C	1057	DGD	C2E-C1E-O5D-C6D
29	c	6057	DGD	C2D-C1D-O3G-C3G
29	c	6057	DGD	C2E-C1E-O5D-C6D
28	L	1061	MGE	CCB-CDB-CEB-CFB
29	C	1055	DGD	C2A-C3A-C4A-C5A
29	C	1055	DGD	CBB-CCB-CDB-CEB
29	C	1057	DGD	C2A-C3A-C4A-C5A
29	c	6055	DGD	C2A-C3A-C4A-C5A
29	c	6055	DGD	CBB-CCB-CDB-CEB
29	c	6057	DGD	C2A-C3A-C4A-C5A
22	B	1011	CLA	C10-C11-C12-C13
22	C	1027	CLA	O1A-CGA-O2A-C1
22	c	6027	CLA	O1A-CGA-O2A-C1
22	B	1016	CLA	C16-C17-C18-C20
22	B	1021	CLA	C16-C17-C18-C19
22	b	6016	CLA	C16-C17-C18-C20
22	b	6021	CLA	C16-C17-C18-C19
22	C	1028	CLA	O1D-CGD-O2D-CED
22	c	6028	CLA	O1D-CGD-O2D-CED
28	d	6059	MGE	C6A-C7A-C8A-C9A
29	C	1055	DGD	C8A-C9A-CAA-CBA
22	C	1032	CLA	C6-C7-C8-C9
22	C	1036	CLA	C11-C10-C8-C9
22	C	1036	CLA	C14-C13-C15-C16
22	K	1034	CLA	C11-C12-C13-C14
22	c	6032	CLA	C6-C7-C8-C9
22	c	6036	CLA	C11-C10-C8-C9

Continued on next page...

Continued from previous page...

Mol	Chain	Res	Type	Atoms
22	c	6036	CLA	C14-C13-C15-C16
22	k	6034	CLA	C11-C12-C13-C14
28	D	1062	MGE	C1B-C2B-C3B-C4B
28	d	6062	MGE	C1B-C2B-C3B-C4B
26	A	1063	LHG	C31-C32-C33-C34
26	a	6063	LHG	C31-C32-C33-C34
28	D	1059	MGE	C6A-C7A-C8A-C9A
28	D	1062	MGE	C6B-C7B-C8B-C9B
28	d	6062	MGE	C6B-C7B-C8B-C9B
29	C	1057	DGD	C9A-CAA-CBA-CCA
29	C	1057	DGD	CAA-CBA-CCA-CDA
29	C	1057	DGD	C7B-C8B-C9B-CAB
29	c	6055	DGD	C8A-C9A-CAA-CBA
29	c	6057	DGD	C9A-CAA-CBA-CCA
29	c	6057	DGD	C7B-C8B-C9B-CAB
22	B	1024	CLA	C15-C16-C17-C18
22	C	1025	CLA	C5-C6-C7-C8
22	C	1033	CLA	C10-C11-C12-C13
22	b	6011	CLA	C10-C11-C12-C13
22	b	6024	CLA	C15-C16-C17-C18
22	c	6033	CLA	C10-C11-C12-C13
25	A	1044	BCR	C7-C8-C9-C34
25	a	6044	BCR	C7-C8-C9-C34
28	D	1059	MGE	C2A-C3A-C4A-C5A
28	d	6059	MGE	C2A-C3A-C4A-C5A
29	c	6057	DGD	CAA-CBA-CCA-CDA
25	A	1044	BCR	C7-C8-C9-C10
25	H	1049	BCR	C7-C8-C9-C10
25	a	6044	BCR	C7-C8-C9-C10
25	h	6049	BCR	C7-C8-C9-C10
22	B	1020	CLA	C10-C11-C12-C13
22	b	6020	CLA	C10-C11-C12-C13
22	c	6025	CLA	C5-C6-C7-C8
29	B	1058	DGD	C2B-C1B-O2G-C2G
29	b	6058	DGD	C2B-C1B-O2G-C2G
28	B	1060	MGE	C4A-C5A-C6A-C7A
28	b	6060	MGE	C4A-C5A-C6A-C7A
29	c	6055	DGD	C4A-C5A-C6A-C7A
28	L	1061	MGE	C1B-C2B-C3B-C4B
28	l	6061	MGE	C1B-C2B-C3B-C4B
29	C	1055	DGD	C4A-C5A-C6A-C7A
29	C	1056	DGD	C9B-CAB-CBB-CCB

Continued on next page...

Continued from previous page...

Mol	Chain	Res	Type	Atoms
29	c	6056	DGD	C9B-CAB-CBB-CCB
22	B	1011	CLA	C16-C17-C18-C19
22	C	1033	CLA	C16-C17-C18-C19
22	b	6011	CLA	C16-C17-C18-C19
22	c	6033	CLA	C16-C17-C18-C19
29	C	1057	DGD	O6E-C1E-O5D-C6D
29	c	6057	DGD	O6E-C1E-O5D-C6D
22	B	1019	CLA	C5-C6-C7-C8
22	b	6019	CLA	C5-C6-C7-C8
22	c	6032	CLA	C13-C15-C16-C17
29	C	1056	DGD	C4D-C5D-C6D-O5D
29	c	6056	DGD	C4D-C5D-C6D-O5D
22	A	1007	CLA	C5-C6-C7-C8
22	a	6007	CLA	C5-C6-C7-C8
28	D	1062	MGE	C5B-C6B-C7B-C8B
28	d	6062	MGE	C5B-C6B-C7B-C8B
29	C	1057	DGD	C8A-C9A-CAA-CBA
29	c	6057	DGD	C8A-C9A-CAA-CBA
22	c	6032	CLA	C3-C5-C6-C7
26	A	1063	LHG	C24-C23-O8-C6
26	a	6063	LHG	C24-C23-O8-C6
28	B	1060	MGE	C6A-C7A-C8A-C9A
28	b	6060	MGE	C6A-C7A-C8A-C9A
29	C	1056	DGD	C6A-C7A-C8A-C9A
29	c	6056	DGD	C6A-C7A-C8A-C9A
22	A	1006	CLA	C3A-C2A-CAA-CBA
22	A	1007	CLA	C3A-C2A-CAA-CBA
22	B	1014	CLA	C3A-C2A-CAA-CBA
22	B	1021	CLA	C3A-C2A-CAA-CBA
22	C	1036	CLA	C3A-C2A-CAA-CBA
22	a	6006	CLA	C3A-C2A-CAA-CBA
22	b	6014	CLA	C3A-C2A-CAA-CBA
22	b	6021	CLA	C3A-C2A-CAA-CBA
22	c	6036	CLA	C3A-C2A-CAA-CBA
22	B	1018	CLA	C10-C11-C12-C13
22	C	1036	CLA	C10-C11-C12-C13
22	b	6018	CLA	C10-C11-C12-C13
29	C	1057	DGD	C4D-C5D-C6D-O5D
29	c	6057	DGD	C4D-C5D-C6D-O5D
22	C	1025	CLA	C16-C17-C18-C19
22	C	1031	CLA	C16-C17-C18-C19
22	D	1005	CLA	C16-C17-C18-C19

Continued on next page...

Continued from previous page...

Mol	Chain	Res	Type	Atoms
22	c	6025	CLA	C16-C17-C18-C19
22	c	6031	CLA	C16-C17-C18-C19
22	d	6005	CLA	C16-C17-C18-C19
28	D	1062	MGE	C9B-CAB-CBB-CCB
28	d	6062	MGE	C9B-CAB-CBB-CCB
22	c	6036	CLA	C10-C11-C12-C13
28	D	1062	MGE	C7B-C8B-C9B-CAB
28	d	6062	MGE	C7B-C8B-C9B-CAB
29	C	1056	DGD	C8A-C9A-CAA-CBA
29	c	6056	DGD	C8A-C9A-CAA-CBA
22	B	1013	CLA	O2A-C1-C2-C3
22	C	1026	CLA	O2A-C1-C2-C3
22	b	6013	CLA	O2A-C1-C2-C3
22	c	6026	CLA	O2A-C1-C2-C3
25	Z	1053	BCR	C14-C15-C16-C17
25	z	6053	BCR	C14-C15-C16-C17
22	B	1019	CLA	C10-C11-C12-C13
22	A	1006	CLA	C4-C3-C5-C6
22	a	6006	CLA	C4-C3-C5-C6
24	D	1042	PQ9	C34-C33-C35-C36
24	d	6042	PQ9	C34-C33-C35-C36
28	B	1060	MGE	C2A-C1A-O1G-C1G
28	b	6060	MGE	C2A-C1A-O1G-C1G
24	A	1043	PQ9	C17-C18-C20-C21
24	a	6043	PQ9	C17-C18-C20-C21
28	L	1061	MGE	C2B-C1B-O2G-C2G
28	l	6061	MGE	C2B-C1B-O2G-C2G
26	A	1063	LHG	C15-C16-C17-C18
26	a	6063	LHG	C15-C16-C17-C18
22	B	1015	CLA	C2A-CAA-CBA-CGA
22	b	6015	CLA	C2A-CAA-CBA-CGA
26	A	1063	LHG	O1-C1-C2-O2
26	a	6063	LHG	O1-C1-C2-O2
22	b	6019	CLA	C10-C11-C12-C13
29	C	1055	DGD	C3B-C4B-C5B-C6B
29	c	6055	DGD	C3B-C4B-C5B-C6B
22	B	1016	CLA	C16-C17-C18-C19
22	D	1008	CLA	C16-C17-C18-C19
22	b	6016	CLA	C16-C17-C18-C19
22	d	6008	CLA	C16-C17-C18-C19
22	C	1032	CLA	C2C-C3C-CAC-CBC
22	B	1024	CLA	C5-C6-C7-C8

Continued on next page...

Continued from previous page...

Mol	Chain	Res	Type	Atoms
22	b	6024	CLA	C5-C6-C7-C8
22	c	6032	CLA	C2C-C3C-CAC-CBC
29	B	1058	DGD	CAA-CBA-CCA-CDA
29	b	6058	DGD	CAA-CBA-CCA-CDA
22	B	1018	CLA	C3-C5-C6-C7
22	C	1032	CLA	C3-C5-C6-C7
22	b	6018	CLA	C3-C5-C6-C7
29	C	1057	DGD	C2A-C1A-O1G-C1G
29	c	6057	DGD	C2A-C1A-O1G-C1G
22	k	6034	CLA	C15-C16-C17-C18
28	D	1062	MGE	C3A-C4A-C5A-C6A
28	d	6062	MGE	C3A-C4A-C5A-C6A
29	C	1055	DGD	CAA-CBA-CCA-CDA
29	c	6055	DGD	CAA-CBA-CCA-CDA
29	B	1058	DGD	O1B-C1B-O2G-C2G
29	b	6058	DGD	O1B-C1B-O2G-C2G
22	B	1021	CLA	C2-C1-O2A-CGA
22	b	6021	CLA	C2-C1-O2A-CGA
22	k	6034	CLA	O1D-CGD-O2D-CED
22	K	1034	CLA	C15-C16-C17-C18
28	d	6062	MGE	CBB-CCB-CDB-CEB
25	B	1045	BCR	C5-C6-C7-C8
25	C	1052	BCR	C5-C6-C7-C8
25	D	1050	BCR	C1-C6-C7-C8
25	Z	1053	BCR	C1-C6-C7-C8
25	Z	1053	BCR	C5-C6-C7-C8
25	b	6045	BCR	C5-C6-C7-C8
25	d	6050	BCR	C1-C6-C7-C8
25	k	6052	BCR	C5-C6-C7-C8
25	z	6053	BCR	C1-C6-C7-C8
25	z	6053	BCR	C5-C6-C7-C8
28	D	1062	MGE	CBB-CCB-CDB-CEB
29	C	1055	DGD	C9A-CAA-CBA-CCA
29	c	6055	DGD	C9A-CAA-CBA-CCA
22	K	1034	CLA	O1D-CGD-O2D-CED
22	b	6010	CLA	O1D-CGD-O2D-CED
22	B	1011	CLA	C15-C16-C17-C18
22	B	1013	CLA	C15-C16-C17-C18
22	C	1027	CLA	C15-C16-C17-C18
22	b	6011	CLA	C15-C16-C17-C18
22	b	6013	CLA	C15-C16-C17-C18
22	c	6027	CLA	C15-C16-C17-C18

Continued on next page...

Continued from previous page...

Mol	Chain	Res	Type	Atoms
29	C	1055	DGD	C7B-C8B-C9B-CAB
29	C	1056	DGD	CBA-CCA-CDA-CEA
29	c	6056	DGD	CBA-CCA-CDA-CEA
22	B	1010	CLA	O1D-CGD-O2D-CED
29	c	6055	DGD	C7B-C8B-C9B-CAB
22	A	1006	CLA	C2-C3-C5-C6
22	A	1006	CLA	C6-C7-C8-C10
22	B	1019	CLA	C12-C13-C15-C16
22	B	1022	CLA	C12-C13-C15-C16
22	C	1028	CLA	C11-C10-C8-C7
22	C	1028	CLA	C11-C12-C13-C15
22	C	1032	CLA	C6-C7-C8-C10
22	C	1033	CLA	C2-C3-C5-C6
22	C	1036	CLA	C11-C10-C8-C7
22	C	1037	CLA	C11-C10-C8-C7
22	D	1004	CLA	C12-C13-C15-C16
22	a	6006	CLA	C2-C3-C5-C6
22	a	6006	CLA	C6-C7-C8-C10
22	b	6019	CLA	C12-C13-C15-C16
22	b	6022	CLA	C12-C13-C15-C16
22	c	6028	CLA	C11-C10-C8-C7
22	c	6028	CLA	C11-C12-C13-C15
22	c	6032	CLA	C6-C7-C8-C10
22	c	6033	CLA	C2-C3-C5-C6
22	c	6036	CLA	C11-C10-C8-C7
22	c	6037	CLA	C11-C10-C8-C7
22	d	6004	CLA	C12-C13-C15-C16
24	D	1042	PQ9	C32-C33-C35-C36
24	d	6042	PQ9	C32-C33-C35-C36
26	A	1063	LHG	O10-C23-O8-C6
26	a	6063	LHG	O10-C23-O8-C6
28	B	1060	MGE	O1A-C1A-O1G-C1G
28	b	6060	MGE	O1A-C1A-O1G-C1G
22	B	1009	CLA	C4C-C3C-CAC-CBC
22	b	6009	CLA	C4C-C3C-CAC-CBC
28	D	1062	MGE	C7A-C8A-C9A-CAA
28	d	6062	MGE	C7A-C8A-C9A-CAA
29	C	1057	DGD	CFB-CGB-CHB-CIB
29	c	6057	DGD	CFB-CGB-CHB-CIB
22	B	1016	CLA	C15-C16-C17-C18
22	b	6024	CLA	C8-C10-C11-C12
28	L	1061	MGE	O1B-C1B-O2G-C2G

Continued on next page...

Continued from previous page...

Mol	Chain	Res	Type	Atoms
28	l	6061	MGE	O1B-C1B-O2G-C2G
29	C	1055	DGD	C1A-C2A-C3A-C4A
29	c	6055	DGD	C1A-C2A-C3A-C4A
28	L	1061	MGE	C6B-C7B-C8B-C9B
28	l	6061	MGE	C6B-C7B-C8B-C9B
22	B	1024	CLA	C8-C10-C11-C12
22	b	6016	CLA	C15-C16-C17-C18
29	c	6056	DGD	CFB-CGB-CHB-CIB
29	C	1056	DGD	CFB-CGB-CHB-CIB
28	D	1062	MGE	C4B-C5B-C6B-C7B
28	d	6062	MGE	C4B-C5B-C6B-C7B
29	C	1055	DGD	CFB-CGB-CHB-CIB
29	c	6055	DGD	CFB-CGB-CHB-CIB
25	C	1054	BCR	C6-C7-C8-C9
25	K	1051	BCR	C6-C7-C8-C9
25	c	6054	BCR	C6-C7-C8-C9
25	k	6051	BCR	C6-C7-C8-C9
29	C	1057	DGD	O1A-C1A-O1G-C1G
29	c	6057	DGD	O1A-C1A-O1G-C1G
28	D	1062	MGE	C4A-C5A-C6A-C7A
28	L	1061	MGE	C9B-CAB-CBB-CCB
28	d	6062	MGE	C4A-C5A-C6A-C7A
28	l	6061	MGE	C9B-CAB-CBB-CCB
28	B	1060	MGE	C2B-C1B-O2G-C2G
28	b	6060	MGE	C2B-C1B-O2G-C2G
25	C	1052	BCR	C18-C19-C20-C21
25	k	6052	BCR	C18-C19-C20-C21
22	C	1036	CLA	C15-C16-C17-C18
22	c	6036	CLA	C15-C16-C17-C18
29	C	1055	DGD	C2D-C1D-O3G-C3G
29	c	6055	DGD	C2D-C1D-O3G-C3G
29	C	1057	DGD	O2G-C2G-C3G-O3G
29	c	6057	DGD	O2G-C2G-C3G-O3G
29	c	6057	DGD	CBB-CCB-CDB-CEB
22	A	1007	CLA	C16-C17-C18-C19
22	B	1012	CLA	C16-C17-C18-C19
22	B	1018	CLA	C16-C17-C18-C20
22	a	6007	CLA	C16-C17-C18-C19
22	b	6012	CLA	C16-C17-C18-C19
22	b	6018	CLA	C16-C17-C18-C20
26	A	1063	LHG	C26-C27-C28-C29
26	a	6063	LHG	C26-C27-C28-C29

Continued on next page...

Continued from previous page...

Mol	Chain	Res	Type	Atoms
28	D	1062	MGE	C3B-C4B-C5B-C6B
28	d	6062	MGE	C3B-C4B-C5B-C6B
29	C	1057	DGD	CBB-CCB-CDB-CEB
22	B	1015	CLA	C13-C15-C16-C17
22	C	1032	CLA	C8-C10-C11-C12
22	b	6015	CLA	C13-C15-C16-C17
22	B	1012	CLA	C2-C3-C5-C6
22	b	6012	CLA	C2-C3-C5-C6
24	A	1043	PQ9	C12-C11-C2-C1
24	a	6043	PQ9	C12-C11-C2-C1
22	A	1003	CLA	C6-C7-C8-C9
22	A	1007	CLA	C11-C10-C8-C9
22	B	1014	CLA	C11-C10-C8-C9
22	B	1016	CLA	C11-C12-C13-C14
22	B	1023	CLA	C11-C12-C13-C14
22	C	1027	CLA	C6-C7-C8-C9
22	C	1035	CLA	C11-C10-C8-C9
22	D	1004	CLA	C14-C13-C15-C16
22	D	1008	CLA	C11-C10-C8-C9
22	H	1017	CLA	C11-C12-C13-C14
22	a	6003	CLA	C6-C7-C8-C9
22	a	6007	CLA	C11-C10-C8-C9
22	b	6014	CLA	C11-C10-C8-C9
22	b	6016	CLA	C11-C12-C13-C14
22	b	6023	CLA	C11-C12-C13-C14
22	c	6027	CLA	C6-C7-C8-C9
22	c	6035	CLA	C11-C10-C8-C9
22	d	6004	CLA	C14-C13-C15-C16
22	d	6008	CLA	C11-C10-C8-C9
22	h	6017	CLA	C11-C12-C13-C14
22	B	1010	CLA	C2A-CAA-CBA-CGA
22	C	1026	CLA	C2A-CAA-CBA-CGA
22	b	6010	CLA	C2A-CAA-CBA-CGA
22	c	6026	CLA	C2A-CAA-CBA-CGA
25	C	1054	BCR	C36-C18-C19-C20
25	c	6054	BCR	C36-C18-C19-C20
25	C	1054	BCR	C17-C18-C19-C20
25	c	6054	BCR	C17-C18-C19-C20
22	B	1011	CLA	C1A-C2A-CAA-CBA
22	B	1013	CLA	C1A-C2A-CAA-CBA
22	B	1021	CLA	C1A-C2A-CAA-CBA
22	C	1025	CLA	C1A-C2A-CAA-CBA

Continued on next page...

Continued from previous page...

Mol	Chain	Res	Type	Atoms
22	C	1028	CLA	C1A-C2A-CAA-CBA
22	C	1037	CLA	C1A-C2A-CAA-CBA
22	b	6011	CLA	C1A-C2A-CAA-CBA
22	b	6013	CLA	C1A-C2A-CAA-CBA
22	b	6021	CLA	C1A-C2A-CAA-CBA
22	c	6025	CLA	C1A-C2A-CAA-CBA
22	c	6028	CLA	C1A-C2A-CAA-CBA
22	c	6037	CLA	C1A-C2A-CAA-CBA
22	D	1008	CLA	C16-C17-C18-C20
22	d	6008	CLA	C16-C17-C18-C20
28	B	1060	MGE	O1B-C1B-O2G-C2G
28	b	6060	MGE	O1B-C1B-O2G-C2G
29	C	1056	DGD	C2A-C3A-C4A-C5A
29	c	6056	DGD	C2A-C3A-C4A-C5A
25	K	1051	BCR	C9-C10-C11-C12
25	k	6051	BCR	C9-C10-C11-C12
22	H	1017	CLA	C8-C10-C11-C12
22	h	6017	CLA	C8-C10-C11-C12
28	B	1060	MGE	C3A-C4A-C5A-C6A
28	b	6060	MGE	C3A-C4A-C5A-C6A
26	A	1063	LHG	C9-C10-C11-C12
26	a	6063	LHG	C9-C10-C11-C12
26	A	1063	LHG	C10-C11-C12-C13
26	a	6063	LHG	C10-C11-C12-C13
28	D	1059	MGE	C6B-C7B-C8B-C9B
28	d	6059	MGE	C6B-C7B-C8B-C9B
22	B	1013	CLA	C16-C17-C18-C19
22	b	6013	CLA	C16-C17-C18-C19
22	B	1020	CLA	C2C-C3C-CAC-CBC
22	D	1005	CLA	C4C-C3C-CAC-CBC
22	b	6020	CLA	C2C-C3C-CAC-CBC
22	d	6005	CLA	C4C-C3C-CAC-CBC
28	B	1060	MGE	C2B-C3B-C4B-C5B
29	C	1056	DGD	C9A-CAA-CBA-CCA
29	c	6056	DGD	C9A-CAA-CBA-CCA
22	B	1011	CLA	CBA-CGA-O2A-C1
22	C	1033	CLA	CBA-CGA-O2A-C1
22	b	6011	CLA	CBA-CGA-O2A-C1
22	c	6033	CLA	CBA-CGA-O2A-C1
22	C	1033	CLA	C4-C3-C5-C6
22	c	6033	CLA	C4-C3-C5-C6
22	B	1018	CLA	C2C-C3C-CAC-CBC

Continued on next page...

Continued from previous page...

Mol	Chain	Res	Type	Atoms
22	b	6018	CLA	C2C-C3C-CAC-CBC
28	b	6060	MGE	C2B-C3B-C4B-C5B
29	C	1057	DGD	C3A-C4A-C5A-C6A
29	c	6057	DGD	C3A-C4A-C5A-C6A
29	c	6055	DGD	CBA-CCA-CDA-CEA
29	C	1055	DGD	CBA-CCA-CDA-CEA
28	B	1060	MGE	C1G-C2G-C3G-O3G
28	D	1059	MGE	C1G-C2G-C3G-O3G
28	L	1061	MGE	O1G-C1G-C2G-C3G
28	b	6060	MGE	C1G-C2G-C3G-O3G
28	d	6059	MGE	C1G-C2G-C3G-O3G
28	l	6061	MGE	O1G-C1G-C2G-C3G
29	B	1058	DGD	O1G-C1G-C2G-C3G
29	C	1055	DGD	C1G-C2G-C3G-O3G
29	C	1056	DGD	O1G-C1G-C2G-C3G
29	C	1057	DGD	O1G-C1G-C2G-C3G
29	b	6058	DGD	O1G-C1G-C2G-C3G
29	c	6055	DGD	C1G-C2G-C3G-O3G
29	c	6056	DGD	O1G-C1G-C2G-C3G
29	c	6057	DGD	O1G-C1G-C2G-C3G
28	L	1061	MGE	C2G-C3G-O3G-C1D
28	l	6061	MGE	C2G-C3G-O3G-C1D
26	A	1063	LHG	C17-C18-C19-C20
26	a	6063	LHG	C17-C18-C19-C20
29	c	6055	DGD	C6B-C7B-C8B-C9B
28	L	1061	MGE	C2A-C3A-C4A-C5A
28	l	6061	MGE	C2A-C3A-C4A-C5A
29	C	1055	DGD	C6B-C7B-C8B-C9B
29	c	6057	DGD	C4A-C5A-C6A-C7A
29	C	1057	DGD	C4A-C5A-C6A-C7A
22	B	1015	CLA	C3-C5-C6-C7
22	b	6015	CLA	C3-C5-C6-C7
22	C	1035	CLA	C4-C3-C5-C6
22	c	6035	CLA	C4-C3-C5-C6
22	B	1021	CLA	C16-C17-C18-C20
22	C	1033	CLA	C16-C17-C18-C20
22	b	6021	CLA	C16-C17-C18-C20
22	c	6033	CLA	C16-C17-C18-C20
28	B	1060	MGE	C3G-C2G-O2G-C1B
28	b	6060	MGE	C3G-C2G-O2G-C1B
22	C	1037	CLA	O1A-CGA-O2A-C1
22	c	6037	CLA	O1A-CGA-O2A-C1

Continued on next page...

Continued from previous page...

Mol	Chain	Res	Type	Atoms
23	A	1038	PHO	C15-C16-C17-C18
23	a	6038	PHO	C15-C16-C17-C18
29	C	1056	DGD	C2E-C1E-O5D-C6D
29	c	6056	DGD	C2E-C1E-O5D-C6D
29	B	1058	DGD	O1G-C1G-C2G-O2G
29	b	6058	DGD	O1G-C1G-C2G-O2G
22	A	1007	CLA	O1A-CGA-O2A-C1
22	C	1032	CLA	O1A-CGA-O2A-C1
22	a	6007	CLA	O1A-CGA-O2A-C1
29	C	1055	DGD	C9B-CAB-CBB-CCB
29	c	6055	DGD	C9B-CAB-CBB-CCB
22	B	1018	CLA	C4-C3-C5-C6
22	b	6018	CLA	C4-C3-C5-C6
28	L	1061	MGE	C4D-C5D-C6D-O5D
28	l	6061	MGE	C4D-C5D-C6D-O5D
22	A	1003	CLA	C11-C10-C8-C7
22	A	1003	CLA	C12-C13-C15-C16
22	B	1011	CLA	C11-C12-C13-C15
22	B	1012	CLA	C6-C7-C8-C10
22	B	1014	CLA	C11-C10-C8-C7
22	B	1018	CLA	C11-C12-C13-C15
22	B	1019	CLA	C11-C12-C13-C15
22	B	1021	CLA	C11-C12-C13-C15
22	B	1022	CLA	C6-C7-C8-C10
22	C	1025	CLA	C12-C13-C15-C16
22	C	1027	CLA	C12-C13-C15-C16
22	C	1028	CLA	C12-C13-C15-C16
22	C	1029	CLA	C11-C12-C13-C15
22	C	1035	CLA	C2-C3-C5-C6
22	C	1035	CLA	C11-C10-C8-C7
22	C	1036	CLA	C11-C12-C13-C15
22	C	1037	CLA	C11-C12-C13-C15
22	D	1005	CLA	C6-C7-C8-C10
22	D	1005	CLA	C11-C12-C13-C15
22	D	1008	CLA	C11-C10-C8-C7
22	H	1017	CLA	C6-C7-C8-C10
22	H	1017	CLA	C11-C12-C13-C15
22	a	6003	CLA	C11-C10-C8-C7
22	a	6003	CLA	C12-C13-C15-C16
22	b	6011	CLA	C11-C12-C13-C15
22	b	6012	CLA	C6-C7-C8-C10
22	b	6014	CLA	C11-C10-C8-C7

Continued on next page...

Continued from previous page...

Mol	Chain	Res	Type	Atoms
22	b	6018	CLA	C11-C12-C13-C15
22	b	6019	CLA	C11-C12-C13-C15
22	b	6021	CLA	C11-C12-C13-C15
22	b	6022	CLA	C6-C7-C8-C10
22	c	6025	CLA	C12-C13-C15-C16
22	c	6027	CLA	C12-C13-C15-C16
22	c	6028	CLA	C12-C13-C15-C16
22	c	6029	CLA	C11-C12-C13-C15
22	c	6035	CLA	C2-C3-C5-C6
22	c	6035	CLA	C11-C10-C8-C7
22	c	6036	CLA	C11-C12-C13-C15
22	c	6037	CLA	C11-C12-C13-C15
22	d	6005	CLA	C6-C7-C8-C10
22	d	6005	CLA	C11-C12-C13-C15
22	d	6008	CLA	C11-C10-C8-C7
22	h	6017	CLA	C6-C7-C8-C10
22	h	6017	CLA	C11-C12-C13-C15
22	c	6032	CLA	O1A-CGA-O2A-C1
28	D	1059	MGE	C7A-C8A-C9A-CAA
28	D	1059	MGE	CDB-CEB-CFB-CGB
28	d	6059	MGE	C7A-C8A-C9A-CAA
28	d	6059	MGE	CDB-CEB-CFB-CGB
22	A	1003	CLA	C11-C10-C8-C9
22	B	1009	CLA	C11-C10-C8-C9
22	B	1010	CLA	C11-C12-C13-C14
22	B	1011	CLA	C14-C13-C15-C16
22	B	1018	CLA	C11-C10-C8-C9
22	B	1021	CLA	C11-C10-C8-C9
22	C	1028	CLA	C14-C13-C15-C16
22	C	1037	CLA	C14-C13-C15-C16
22	D	1005	CLA	C6-C7-C8-C9
22	a	6003	CLA	C11-C10-C8-C9
22	b	6009	CLA	C11-C10-C8-C9
22	b	6010	CLA	C11-C12-C13-C14
22	b	6011	CLA	C14-C13-C15-C16
22	b	6018	CLA	C11-C10-C8-C9
22	b	6021	CLA	C11-C10-C8-C9
22	c	6028	CLA	C14-C13-C15-C16
22	c	6037	CLA	C14-C13-C15-C16
22	d	6005	CLA	C6-C7-C8-C9
23	A	1038	PHO	C14-C13-C15-C16
23	a	6038	PHO	C14-C13-C15-C16

Continued on next page...

Continued from previous page...

Mol	Chain	Res	Type	Atoms
29	B	1058	DGD	C8A-C9A-CAA-CBA
29	b	6058	DGD	C8A-C9A-CAA-CBA
22	B	1022	CLA	CBA-CGA-O2A-C1
22	C	1036	CLA	CBA-CGA-O2A-C1
22	b	6022	CLA	CBA-CGA-O2A-C1
22	c	6036	CLA	CBA-CGA-O2A-C1
22	B	1023	CLA	C8-C10-C11-C12
22	b	6023	CLA	C8-C10-C11-C12
22	c	6035	CLA	O1D-CGD-O2D-CED
22	C	1035	CLA	O1D-CGD-O2D-CED
22	C	1030	CLA	C5-C6-C7-C8
22	c	6030	CLA	C5-C6-C7-C8
24	A	1043	PQ9	C23-C25-C26-C27
22	B	1018	CLA	C2-C3-C5-C6
22	b	6018	CLA	C2-C3-C5-C6
28	D	1059	MGE	C3B-C4B-C5B-C6B
28	d	6059	MGE	C3B-C4B-C5B-C6B
29	C	1055	DGD	C3A-C4A-C5A-C6A
29	C	1057	DGD	CAB-CBB-CCB-CDB
29	c	6055	DGD	C3A-C4A-C5A-C6A
22	K	1034	CLA	C10-C11-C12-C13
29	B	1058	DGD	C1B-C2B-C3B-C4B
29	b	6058	DGD	C1B-C2B-C3B-C4B
29	c	6057	DGD	CAB-CBB-CCB-CDB
22	A	1003	CLA	C3A-C2A-CAA-CBA
22	B	1022	CLA	C3A-C2A-CAA-CBA
22	H	1017	CLA	C3A-C2A-CAA-CBA
22	a	6003	CLA	C3A-C2A-CAA-CBA
22	b	6022	CLA	C3A-C2A-CAA-CBA
22	h	6017	CLA	C3A-C2A-CAA-CBA
22	k	6034	CLA	C10-C11-C12-C13
26	A	1063	LHG	C14-C15-C16-C17
26	a	6063	LHG	C14-C15-C16-C17
25	K	1051	BCR	C19-C20-C21-C22
25	k	6051	BCR	C19-C20-C21-C22
28	D	1059	MGE	C5B-C6B-C7B-C8B
28	d	6059	MGE	C5B-C6B-C7B-C8B
22	A	1003	CLA	C3-C5-C6-C7
22	a	6003	CLA	C3-C5-C6-C7
22	A	1007	CLA	C2C-C3C-CAC-CBC
29	B	1058	DGD	C9B-CAB-CBB-CCB
29	b	6058	DGD	C9B-CAB-CBB-CCB

Continued on next page...

Continued from previous page...

Mol	Chain	Res	Type	Atoms
22	B	1016	CLA	C10-C11-C12-C13
22	C	1026	CLA	C5-C6-C7-C8
22	b	6016	CLA	C10-C11-C12-C13
22	c	6026	CLA	C5-C6-C7-C8
29	C	1056	DGD	C1G-C2G-C3G-O3G
29	C	1057	DGD	C1G-C2G-C3G-O3G
29	c	6056	DGD	C1G-C2G-C3G-O3G
29	c	6057	DGD	C1G-C2G-C3G-O3G
22	a	6007	CLA	C2C-C3C-CAC-CBC
22	B	1023	CLA	C5-C6-C7-C8
22	b	6023	CLA	C5-C6-C7-C8
23	D	1039	PHO	CBA-CGA-O2A-C1
23	d	6039	PHO	CBA-CGA-O2A-C1
29	C	1056	DGD	C2A-C1A-O1G-C1G
29	c	6056	DGD	C2A-C1A-O1G-C1G
22	B	1023	CLA	C16-C17-C18-C19
22	b	6023	CLA	C16-C17-C18-C19
22	C	1026	CLA	C8-C10-C11-C12
22	c	6026	CLA	C8-C10-C11-C12
28	B	1060	MGE	C2A-C3A-C4A-C5A
28	b	6060	MGE	C2A-C3A-C4A-C5A
28	D	1059	MGE	O1G-C1G-C2G-O2G
28	d	6059	MGE	O1G-C1G-C2G-O2G
29	C	1056	DGD	O2G-C2G-C3G-O3G
29	c	6056	DGD	O2G-C2G-C3G-O3G
25	A	1044	BCR	C15-C16-C17-C18
25	B	1047	BCR	C9-C10-C11-C12
25	a	6044	BCR	C15-C16-C17-C18
25	b	6047	BCR	C9-C10-C11-C12
22	B	1014	CLA	C16-C17-C18-C20
22	b	6014	CLA	C16-C17-C18-C20
22	B	1010	CLA	C8-C10-C11-C12
24	A	1043	PQ9	C18-C20-C21-C22
24	a	6043	PQ9	C18-C20-C21-C22
24	a	6043	PQ9	C23-C25-C26-C27
28	B	1060	MGE	CAA-CBA-CCA-CDA
28	b	6060	MGE	CAA-CBA-CCA-CDA
22	B	1016	CLA	C2-C1-O2A-CGA
22	b	6016	CLA	C2-C1-O2A-CGA
28	d	6059	MGE	C1A-C2A-C3A-C4A
22	B	1012	CLA	C14-C13-C15-C16
22	B	1018	CLA	C6-C7-C8-C9

Continued on next page...

Continued from previous page...

Mol	Chain	Res	Type	Atoms
22	B	1023	CLA	C11-C10-C8-C9
22	C	1030	CLA	C6-C7-C8-C9
22	H	1017	CLA	C14-C13-C15-C16
22	b	6012	CLA	C14-C13-C15-C16
22	b	6018	CLA	C6-C7-C8-C9
22	b	6023	CLA	C11-C10-C8-C9
22	c	6030	CLA	C6-C7-C8-C9
22	h	6017	CLA	C14-C13-C15-C16
28	D	1059	MGE	CCB-CDB-CEB-CFB
28	d	6059	MGE	CCB-CDB-CEB-CFB
22	A	1007	CLA	C15-C16-C17-C18
22	a	6007	CLA	C15-C16-C17-C18
22	b	6010	CLA	C8-C10-C11-C12
22	B	1012	CLA	C16-C17-C18-C20
22	C	1028	CLA	C16-C17-C18-C20
22	b	6011	CLA	C16-C17-C18-C20
22	b	6012	CLA	C16-C17-C18-C20
22	c	6028	CLA	C16-C17-C18-C20
28	D	1059	MGE	C1A-C2A-C3A-C4A
25	C	1052	BCR	C1-C6-C7-C8
25	k	6052	BCR	C1-C6-C7-C8
28	B	1060	MGE	C9A-CAA-CBA-CCA
28	b	6060	MGE	C9A-CAA-CBA-CCA
25	B	1045	BCR	C17-C18-C19-C20
25	D	1050	BCR	C7-C8-C9-C10
25	b	6045	BCR	C17-C18-C19-C20
25	d	6050	BCR	C7-C8-C9-C10
22	B	1019	CLA	C8-C10-C11-C12
22	C	1028	CLA	C13-C15-C16-C17
22	b	6019	CLA	C8-C10-C11-C12
22	c	6028	CLA	C13-C15-C16-C17
25	k	6052	BCR	C14-C15-C16-C17
22	A	1003	CLA	C16-C17-C18-C20
22	B	1011	CLA	C16-C17-C18-C20
22	C	1025	CLA	C16-C17-C18-C20
22	D	1005	CLA	C16-C17-C18-C20
22	a	6003	CLA	C16-C17-C18-C20
22	c	6025	CLA	C16-C17-C18-C20
22	d	6005	CLA	C16-C17-C18-C20
23	D	1039	PHO	C16-C17-C18-C20
23	d	6039	PHO	C16-C17-C18-C20
22	A	1007	CLA	C11-C12-C13-C15

Continued on next page...

Continued from previous page...

Mol	Chain	Res	Type	Atoms
22	B	1009	CLA	C12-C13-C15-C16
22	B	1011	CLA	C12-C13-C15-C16
22	B	1012	CLA	C12-C13-C15-C16
22	B	1016	CLA	C6-C7-C8-C10
22	B	1018	CLA	C6-C7-C8-C10
22	B	1021	CLA	C11-C10-C8-C7
22	B	1023	CLA	C6-C7-C8-C10
22	B	1023	CLA	C11-C10-C8-C7
22	B	1024	CLA	C12-C13-C15-C16
22	C	1026	CLA	C6-C7-C8-C10
22	C	1030	CLA	C6-C7-C8-C10
22	C	1032	CLA	C11-C12-C13-C15
22	H	1017	CLA	C12-C13-C15-C16
22	K	1034	CLA	C6-C7-C8-C10
22	a	6007	CLA	C11-C12-C13-C15
22	b	6009	CLA	C12-C13-C15-C16
22	b	6011	CLA	C12-C13-C15-C16
22	b	6012	CLA	C12-C13-C15-C16
22	b	6016	CLA	C6-C7-C8-C10
22	b	6018	CLA	C6-C7-C8-C10
22	b	6021	CLA	C11-C10-C8-C7
22	b	6023	CLA	C6-C7-C8-C10
22	b	6023	CLA	C11-C10-C8-C7
22	b	6024	CLA	C12-C13-C15-C16
22	c	6026	CLA	C6-C7-C8-C10
22	c	6030	CLA	C6-C7-C8-C10
22	c	6032	CLA	C11-C12-C13-C15
22	h	6017	CLA	C12-C13-C15-C16
22	k	6034	CLA	C6-C7-C8-C10
23	A	1038	PHO	C6-C7-C8-C10
23	D	1039	PHO	C11-C10-C8-C7
23	D	1039	PHO	C11-C12-C13-C15
23	a	6038	PHO	C6-C7-C8-C10
23	d	6039	PHO	C11-C10-C8-C7
23	d	6039	PHO	C11-C12-C13-C15
26	A	1063	LHG	C11-C10-C9-C8
22	A	1003	CLA	C13-C15-C16-C17
22	C	1029	CLA	C10-C11-C12-C13
22	a	6003	CLA	C13-C15-C16-C17
22	c	6029	CLA	C10-C11-C12-C13
25	C	1054	BCR	C13-C14-C15-C16
25	c	6054	BCR	C13-C14-C15-C16

Continued on next page...

Continued from previous page...

Mol	Chain	Res	Type	Atoms
26	a	6063	LHG	C11-C10-C9-C8
25	T	6046	BCR	C16-C17-C18-C36
25	T	6046	BCR	C20-C21-C22-C37
25	t	1046	BCR	C16-C17-C18-C36
25	t	1046	BCR	C20-C21-C22-C37
22	D	1005	CLA	CBA-CGA-O2A-C1
22	a	6006	CLA	O1D-CGD-O2D-CED
29	C	1057	DGD	C7A-C8A-C9A-CAA
22	K	1034	CLA	C5-C6-C7-C8
22	k	6034	CLA	C5-C6-C7-C8
29	c	6057	DGD	C7A-C8A-C9A-CAA
22	A	1006	CLA	CAD-CBD-CGD-O2D
22	B	1012	CLA	CAD-CBD-CGD-O2D
22	C	1035	CLA	CAD-CBD-CGD-O2D
22	a	6006	CLA	CAD-CBD-CGD-O2D
22	b	6012	CLA	CAD-CBD-CGD-O2D
22	c	6035	CLA	CAD-CBD-CGD-O2D
28	D	1062	MGE	C3G-C2G-O2G-C1B
28	d	6062	MGE	C3G-C2G-O2G-C1B
22	A	1006	CLA	O1D-CGD-O2D-CED
22	C	1037	CLA	C10-C11-C12-C13
22	c	6037	CLA	C10-C11-C12-C13
25	B	1045	BCR	C6-C7-C8-C9
25	T	6046	BCR	C6-C7-C8-C9
25	b	6045	BCR	C6-C7-C8-C9
25	t	1046	BCR	C6-C7-C8-C9
22	d	6005	CLA	CBA-CGA-O2A-C1
22	B	1013	CLA	C4-C3-C5-C6
22	b	6013	CLA	C4-C3-C5-C6
22	B	1013	CLA	C2-C3-C5-C6
22	b	6013	CLA	C2-C3-C5-C6
26	A	1063	LHG	C2-C3-O3-P
26	A	1063	LHG	C4-C5-C6-O8
26	a	6063	LHG	C2-C3-O3-P
26	a	6063	LHG	C4-C5-C6-O8
28	D	1059	MGE	O1G-C1G-C2G-C3G
28	d	6059	MGE	O1G-C1G-C2G-C3G
29	B	1058	DGD	C1G-C2G-C3G-O3G
29	b	6058	DGD	C1G-C2G-C3G-O3G
22	B	1023	CLA	O1A-CGA-O2A-C1
22	b	6023	CLA	O1A-CGA-O2A-C1
22	B	1012	CLA	C8-C10-C11-C12

Continued on next page...

Continued from previous page...

Mol	Chain	Res	Type	Atoms
22	C	1035	CLA	C5-C6-C7-C8
22	b	6012	CLA	C8-C10-C11-C12
22	c	6035	CLA	C5-C6-C7-C8
22	C	1027	CLA	C2A-CAA-CBA-CGA
22	c	6027	CLA	C2A-CAA-CBA-CGA
25	C	1052	BCR	C14-C15-C16-C17
22	b	6009	CLA	C5-C6-C7-C8
28	B	1060	MGE	CDB-CEB-CFB-CGB
28	b	6060	MGE	CDB-CEB-CFB-CGB
29	C	1057	DGD	C9B-CAB-CBB-CCB
29	c	6057	DGD	C9B-CAB-CBB-CCB
22	A	1006	CLA	CHA-CBD-CGD-O1D
22	B	1009	CLA	CHA-CBD-CGD-O1D
22	B	1010	CLA	CHA-CBD-CGD-O2D
22	B	1013	CLA	CHA-CBD-CGD-O1D
22	B	1021	CLA	CHA-CBD-CGD-O2D
22	C	1033	CLA	CHA-CBD-CGD-O1D
22	C	1036	CLA	CHA-CBD-CGD-O2D
22	K	1034	CLA	CHA-CBD-CGD-O2D
22	a	6006	CLA	CHA-CBD-CGD-O1D
22	b	6009	CLA	CHA-CBD-CGD-O1D
22	b	6010	CLA	CHA-CBD-CGD-O2D
22	b	6013	CLA	CHA-CBD-CGD-O1D
22	b	6021	CLA	CHA-CBD-CGD-O2D
22	c	6033	CLA	CHA-CBD-CGD-O1D
22	c	6036	CLA	CHA-CBD-CGD-O2D
22	k	6034	CLA	CHA-CBD-CGD-O2D
23	D	1039	PHO	O1A-CGA-O2A-C1
23	d	6039	PHO	O1A-CGA-O2A-C1
25	T	6046	BCR	C20-C21-C22-C23
25	t	1046	BCR	C20-C21-C22-C23
24	A	1043	PQ9	C12-C11-C2-C3
24	a	6043	PQ9	C12-C11-C2-C3
28	D	1059	MGE	O2G-C2G-C3G-O3G
28	L	1061	MGE	O1G-C1G-C2G-O2G
28	d	6059	MGE	O2G-C2G-C3G-O3G
28	l	6061	MGE	O1G-C1G-C2G-O2G
29	B	1058	DGD	O2G-C2G-C3G-O3G
29	C	1055	DGD	O2G-C2G-C3G-O3G
29	b	6058	DGD	O2G-C2G-C3G-O3G
29	c	6055	DGD	O2G-C2G-C3G-O3G
22	B	1009	CLA	C5-C6-C7-C8

Continued on next page...

Continued from previous page...

Mol	Chain	Res	Type	Atoms
29	c	6056	DGD	O1A-C1A-O1G-C1G
28	L	1061	MGE	CAB-CBB-CCB-CDB
28	l	6061	MGE	CAB-CBB-CCB-CDB
29	C	1056	DGD	O1A-C1A-O1G-C1G
22	C	1025	CLA	C11-C10-C8-C9
22	C	1026	CLA	C14-C13-C15-C16
22	C	1032	CLA	C11-C12-C13-C14
22	c	6025	CLA	C11-C10-C8-C9
22	c	6026	CLA	C14-C13-C15-C16
22	B	1013	CLA	C13-C15-C16-C17
22	B	1020	CLA	C15-C16-C17-C18
22	b	6013	CLA	C13-C15-C16-C17
22	b	6020	CLA	C15-C16-C17-C18
29	b	6058	DGD	C8B-C9B-CAB-CBB
28	L	1061	MGE	C6A-C7A-C8A-C9A
28	l	6061	MGE	C6A-C7A-C8A-C9A
29	B	1058	DGD	C8B-C9B-CAB-CBB
29	C	1055	DGD	CAB-CBB-CCB-CDB
29	c	6055	DGD	CAB-CBB-CCB-CDB
22	H	1017	CLA	C1A-C2A-CAA-CBA
22	h	6017	CLA	C1A-C2A-CAA-CBA
22	K	1034	CLA	C13-C15-C16-C17
22	k	6034	CLA	C13-C15-C16-C17
22	B	1020	CLA	C4C-C3C-CAC-CBC
22	b	6020	CLA	C4C-C3C-CAC-CBC
29	c	6057	DGD	C4B-C5B-C6B-C7B
28	D	1059	MGE	C3A-C4A-C5A-C6A
28	d	6059	MGE	C3A-C4A-C5A-C6A
29	C	1057	DGD	C4B-C5B-C6B-C7B
22	C	1033	CLA	O1A-CGA-O2A-C1
22	D	1004	CLA	C2C-C3C-CAC-CBC
22	B	1021	CLA	O1A-CGA-O2A-C1
22	b	6021	CLA	O1A-CGA-O2A-C1
22	c	6033	CLA	O1A-CGA-O2A-C1
22	d	6004	CLA	C2C-C3C-CAC-CBC
29	B	1058	DGD	C7A-C8A-C9A-CAA
29	b	6058	DGD	C7A-C8A-C9A-CAA
22	B	1023	CLA	C16-C17-C18-C20
22	b	6023	CLA	C16-C17-C18-C20
22	A	1007	CLA	CAD-CBD-CGD-O1D
22	C	1033	CLA	CAD-CBD-CGD-O1D
22	D	1004	CLA	CAD-CBD-CGD-O1D

Continued on next page...

Continued from previous page...

Mol	Chain	Res	Type	Atoms
22	K	1034	CLA	CAD-CBD-CGD-O1D
22	a	6007	CLA	CAD-CBD-CGD-O1D
22	c	6033	CLA	CAD-CBD-CGD-O1D
22	d	6004	CLA	CAD-CBD-CGD-O1D
22	k	6034	CLA	CAD-CBD-CGD-O1D
22	b	6018	CLA	C8-C10-C11-C12
22	C	1032	CLA	C4C-C3C-CAC-CBC
22	B	1018	CLA	C8-C10-C11-C12
22	c	6032	CLA	C4C-C3C-CAC-CBC
29	C	1055	DGD	CDA-CEA-CFA-CGA
29	c	6055	DGD	CDA-CEA-CFA-CGA
22	B	1022	CLA	C16-C17-C18-C20
23	D	1039	PHO	C16-C17-C18-C19
23	d	6039	PHO	C16-C17-C18-C19
24	A	1043	PQ9	C39-C38-C40-C41
24	a	6043	PQ9	C39-C38-C40-C41
22	A	1006	CLA	C11-C10-C8-C7
22	A	1006	CLA	C11-C12-C13-C15
22	B	1013	CLA	C11-C12-C13-C15
22	B	1018	CLA	C12-C13-C15-C16
22	B	1021	CLA	C6-C7-C8-C10
22	C	1025	CLA	C6-C7-C8-C10
22	C	1026	CLA	C11-C12-C13-C15
22	C	1026	CLA	C12-C13-C15-C16
22	C	1029	CLA	C11-C10-C8-C7
22	C	1030	CLA	C11-C10-C8-C7
22	C	1031	CLA	C6-C7-C8-C10
22	C	1035	CLA	C11-C12-C13-C15
22	a	6006	CLA	C11-C10-C8-C7
22	a	6006	CLA	C11-C12-C13-C15
22	b	6013	CLA	C11-C12-C13-C15
22	b	6018	CLA	C12-C13-C15-C16
22	b	6021	CLA	C6-C7-C8-C10
22	c	6025	CLA	C6-C7-C8-C10
22	c	6026	CLA	C11-C12-C13-C15
22	c	6026	CLA	C12-C13-C15-C16
22	c	6029	CLA	C11-C10-C8-C7
22	c	6030	CLA	C11-C10-C8-C7
22	c	6031	CLA	C6-C7-C8-C10
22	c	6035	CLA	C11-C12-C13-C15
28	D	1062	MGE	CDB-CEB-CFB-CGB
28	d	6062	MGE	CDB-CEB-CFB-CGB

Continued on next page...

Continued from previous page...

Mol	Chain	Res	Type	Atoms
22	A	1003	CLA	C16-C17-C18-C19
22	C	1026	CLA	C16-C17-C18-C20
22	b	6022	CLA	C16-C17-C18-C20
22	c	6026	CLA	C16-C17-C18-C20
29	c	6057	DGD	C5B-C6B-C7B-C8B
28	d	6062	MGE	C4D-C5D-C6D-O5D
29	C	1057	DGD	C5B-C6B-C7B-C8B
26	A	1063	LHG	O7-C5-C6-O8
26	a	6063	LHG	O7-C5-C6-O8
28	B	1060	MGE	O2G-C2G-C3G-O3G
28	b	6060	MGE	O2G-C2G-C3G-O3G
29	C	1056	DGD	O1G-C1G-C2G-O2G
29	c	6056	DGD	O1G-C1G-C2G-O2G
29	C	1055	DGD	C5B-C6B-C7B-C8B
29	C	1057	DGD	C5A-C6A-C7A-C8A
29	c	6055	DGD	C5B-C6B-C7B-C8B
28	D	1062	MGE	C4D-C5D-C6D-O5D
28	d	6059	MGE	C4B-C5B-C6B-C7B
29	c	6057	DGD	C5A-C6A-C7A-C8A
29	c	6057	DGD	C3B-C4B-C5B-C6B
28	D	1059	MGE	C4B-C5B-C6B-C7B
29	C	1057	DGD	C3B-C4B-C5B-C6B
28	D	1059	MGE	C2G-C3G-O3G-C1D
28	d	6059	MGE	C2G-C3G-O3G-C1D
22	a	6003	CLA	C16-C17-C18-C19
22	C	1031	CLA	C10-C11-C12-C13
22	c	6031	CLA	C10-C11-C12-C13
28	L	1061	MGE	C2B-C3B-C4B-C5B
28	l	6061	MGE	C2B-C3B-C4B-C5B
29	C	1057	DGD	C1B-C2B-C3B-C4B
24	a	6043	PQ9	C40-C41-C42-C43
22	A	1003	CLA	C11-C12-C13-C14
22	B	1024	CLA	C14-C13-C15-C16
22	C	1036	CLA	C11-C12-C13-C14
22	a	6003	CLA	C11-C12-C13-C14
22	b	6024	CLA	C14-C13-C15-C16
22	c	6032	CLA	C11-C12-C13-C14
22	c	6036	CLA	C11-C12-C13-C14
29	c	6057	DGD	C1B-C2B-C3B-C4B
22	C	1030	CLA	O1A-CGA-O2A-C1
22	c	6030	CLA	O1A-CGA-O2A-C1
28	l	6061	MGE	C4A-C5A-C6A-C7A

Continued on next page...

Continued from previous page...

Mol	Chain	Res	Type	Atoms
25	Z	1053	BCR	C18-C19-C20-C21
25	z	6053	BCR	C18-C19-C20-C21
28	L	1061	MGE	C4A-C5A-C6A-C7A
22	D	1005	CLA	C15-C16-C17-C18
22	d	6005	CLA	C15-C16-C17-C18
22	B	1020	CLA	C16-C17-C18-C19
22	b	6020	CLA	C16-C17-C18-C19
24	A	1043	PQ9	C40-C41-C42-C43
28	L	1061	MGE	C5B-C6B-C7B-C8B
28	l	6061	MGE	C5B-C6B-C7B-C8B
22	A	1007	CLA	C2-C1-O2A-CGA
22	C	1031	CLA	C2-C1-O2A-CGA
22	a	6007	CLA	C2-C1-O2A-CGA
22	c	6031	CLA	C2-C1-O2A-CGA
29	C	1056	DGD	CCA-CDA-CEA-CFA
29	c	6056	DGD	CCA-CDA-CEA-CFA
22	A	1007	CLA	C4C-C3C-CAC-CBC
22	a	6007	CLA	C4C-C3C-CAC-CBC
25	T	6046	BCR	C16-C17-C18-C19
25	t	1046	BCR	C16-C17-C18-C19
26	A	1063	LHG	C3-O3-P-O6
26	A	1063	LHG	C4-O6-P-O3
26	a	6063	LHG	C3-O3-P-O6
26	a	6063	LHG	C4-O6-P-O3
23	A	1038	PHO	CHA-CBD-CGD-O1D
23	A	1038	PHO	CHA-CBD-CGD-O2D
23	a	6038	PHO	CHA-CBD-CGD-O1D
23	a	6038	PHO	CHA-CBD-CGD-O2D
22	B	1014	CLA	C12-C13-C15-C16
22	B	1023	CLA	C11-C12-C13-C15
22	B	1024	CLA	C11-C10-C8-C7
22	C	1025	CLA	C11-C10-C8-C7
22	b	6014	CLA	C12-C13-C15-C16
22	b	6023	CLA	C11-C12-C13-C15
22	b	6024	CLA	C11-C10-C8-C7
22	c	6025	CLA	C11-C10-C8-C7
23	A	1038	PHO	C12-C13-C15-C16
23	a	6038	PHO	C12-C13-C15-C16
29	C	1056	DGD	C7B-C8B-C9B-CAB
29	c	6056	DGD	C7B-C8B-C9B-CAB
22	A	1003	CLA	C14-C13-C15-C16
22	A	1006	CLA	C11-C10-C8-C9

Continued on next page...

Continued from previous page...

Mol	Chain	Res	Type	Atoms
22	B	1018	CLA	C14-C13-C15-C16
22	B	1021	CLA	C6-C7-C8-C9
22	C	1029	CLA	C11-C10-C8-C9
22	C	1031	CLA	C11-C10-C8-C9
22	a	6003	CLA	C14-C13-C15-C16
22	a	6006	CLA	C11-C10-C8-C9
22	b	6018	CLA	C14-C13-C15-C16
22	b	6021	CLA	C6-C7-C8-C9
22	c	6029	CLA	C11-C10-C8-C9
22	c	6031	CLA	C11-C10-C8-C9
22	C	1030	CLA	C16-C17-C18-C20
22	C	1037	CLA	C16-C17-C18-C20
22	c	6030	CLA	C16-C17-C18-C20
22	B	1016	CLA	C13-C15-C16-C17
22	B	1022	CLA	C10-C11-C12-C13
22	b	6016	CLA	C13-C15-C16-C17
22	b	6022	CLA	C10-C11-C12-C13
22	c	6037	CLA	C16-C17-C18-C20
26	A	1063	LHG	C34-C35-C36-C37
26	a	6063	LHG	C34-C35-C36-C37
22	B	1022	CLA	C16-C17-C18-C19
22	b	6022	CLA	C16-C17-C18-C19
25	B	1047	BCR	C19-C20-C21-C22
25	b	6047	BCR	C19-C20-C21-C22
31	V	1041	HEM	CAA-CBA-CGA-O1A
31	v	6041	HEM	CAA-CBA-CGA-O1A
26	A	1063	LHG	C12-C13-C14-C15
26	a	6063	LHG	C12-C13-C14-C15
22	C	1028	CLA	C2-C1-O2A-CGA
22	c	6028	CLA	C2-C1-O2A-CGA
22	B	1010	CLA	C5-C6-C7-C8
22	b	6010	CLA	C5-C6-C7-C8
28	L	1061	MGE	CDB-CEB-CFB-CGB
28	l	6061	MGE	CDB-CEB-CFB-CGB
22	C	1033	CLA	C13-C15-C16-C17
22	c	6033	CLA	C13-C15-C16-C17
22	d	6005	CLA	C13-C15-C16-C17
28	l	6061	MGE	O6D-C5D-C6D-O5D
25	B	1048	BCR	C9-C10-C11-C12
25	T	6048	BCR	C9-C10-C11-C12
22	D	1005	CLA	C13-C15-C16-C17
28	L	1061	MGE	O6D-C5D-C6D-O5D

Continued on next page...

Continued from previous page...

Mol	Chain	Res	Type	Atoms
28	D	1062	MGE	C6A-C7A-C8A-C9A
28	d	6062	MGE	C6A-C7A-C8A-C9A
22	B	1009	CLA	C6-C7-C8-C9
22	D	1005	CLA	C11-C10-C8-C9
22	b	6009	CLA	C6-C7-C8-C9
22	d	6005	CLA	C11-C10-C8-C9
23	A	1038	PHO	C11-C12-C13-C14
23	a	6038	PHO	C11-C12-C13-C14
31	V	1041	HEM	CAD-CBD-CGD-O2D
31	v	6041	HEM	CAD-CBD-CGD-O2D
22	B	1016	CLA	C8-C10-C11-C12
25	B	1048	BCR	C20-C21-C22-C37
25	K	1051	BCR	C20-C21-C22-C37
25	T	6048	BCR	C20-C21-C22-C37
25	k	6051	BCR	C20-C21-C22-C37
28	D	1062	MGE	C1G-C2G-C3G-O3G
28	d	6062	MGE	C1G-C2G-C3G-O3G
22	b	6016	CLA	C8-C10-C11-C12
28	B	1060	MGE	C7B-C8B-C9B-CAB
22	B	1010	CLA	C15-C16-C17-C18
22	b	6010	CLA	C15-C16-C17-C18
29	C	1055	DGD	C4B-C5B-C6B-C7B
28	b	6060	MGE	C7B-C8B-C9B-CAB
29	c	6055	DGD	C4B-C5B-C6B-C7B
31	V	1041	HEM	CAD-CBD-CGD-O1D
31	v	6041	HEM	CAD-CBD-CGD-O1D
22	B	1015	CLA	C6-C7-C8-C10
22	C	1031	CLA	C12-C13-C15-C16
22	b	6015	CLA	C6-C7-C8-C10
22	c	6031	CLA	C12-C13-C15-C16
28	D	1059	MGE	C8A-C9A-CAA-CBA
28	d	6059	MGE	C8A-C9A-CAA-CBA
25	B	1045	BCR	C13-C14-C15-C16
22	B	1018	CLA	C4C-C3C-CAC-CBC
22	b	6018	CLA	C4C-C3C-CAC-CBC
31	V	1041	HEM	CAA-CBA-CGA-O2A
22	B	1019	CLA	C13-C15-C16-C17
22	b	6019	CLA	C13-C15-C16-C17
31	v	6041	HEM	CAA-CBA-CGA-O2A
22	C	1036	CLA	O1A-CGA-O2A-C1
22	c	6036	CLA	O1A-CGA-O2A-C1
25	B	1048	BCR	C20-C21-C22-C23

Continued on next page...

Continued from previous page...

Mol	Chain	Res	Type	Atoms
25	K	1051	BCR	C20-C21-C22-C23
25	T	6048	BCR	C20-C21-C22-C23
25	k	6051	BCR	C20-C21-C22-C23
29	B	1058	DGD	CDA-CEA-CFA-CGA
29	b	6058	DGD	CDA-CEA-CFA-CGA
25	b	6045	BCR	C13-C14-C15-C16
22	B	1021	CLA	C8-C10-C11-C12
22	b	6021	CLA	C8-C10-C11-C12
22	B	1022	CLA	O1A-CGA-O2A-C1
22	b	6022	CLA	O1A-CGA-O2A-C1
24	D	1042	PQ9	C18-C20-C21-C22
24	d	6042	PQ9	C18-C20-C21-C22
22	B	1014	CLA	C11-C12-C13-C14
22	b	6014	CLA	C11-C12-C13-C14
22	B	1019	CLA	O1A-CGA-O2A-C1
22	b	6019	CLA	O1A-CGA-O2A-C1
22	K	1034	CLA	C2A-CAA-CBA-CGA
22	k	6034	CLA	C2A-CAA-CBA-CGA
22	B	1020	CLA	C16-C17-C18-C20
25	B	1045	BCR	C1-C6-C7-C8
25	b	6045	BCR	C1-C6-C7-C8
29	B	1058	DGD	CEB-CFB-CGB-CHB
29	b	6058	DGD	CEB-CFB-CGB-CHB
22	C	1033	CLA	C15-C16-C17-C18
22	c	6033	CLA	C15-C16-C17-C18
25	T	6046	BCR	C13-C14-C15-C16
25	t	1046	BCR	C13-C14-C15-C16
22	b	6020	CLA	C16-C17-C18-C20
23	A	1038	PHO	C5-C6-C7-C8
22	C	1027	CLA	C5-C6-C7-C8
22	c	6027	CLA	C5-C6-C7-C8
23	a	6038	PHO	C5-C6-C7-C8
28	b	6060	MGE	C6B-C7B-C8B-C9B
22	D	1004	CLA	C4-C3-C5-C6
22	d	6004	CLA	C4-C3-C5-C6
28	B	1060	MGE	C6B-C7B-C8B-C9B
22	B	1015	CLA	C11-C10-C8-C7
22	C	1031	CLA	C11-C10-C8-C7
22	b	6015	CLA	C11-C10-C8-C7
22	c	6031	CLA	C11-C10-C8-C7
29	B	1058	DGD	C4A-C5A-C6A-C7A
29	C	1056	DGD	C4A-C5A-C6A-C7A

Continued on next page...

Continued from previous page...

Mol	Chain	Res	Type	Atoms
29	b	6058	DGD	C4A-C5A-C6A-C7A
29	c	6056	DGD	C4A-C5A-C6A-C7A
28	B	1060	MGE	O1G-C1G-C2G-O2G
28	b	6060	MGE	O1G-C1G-C2G-O2G
22	B	1015	CLA	C16-C17-C18-C20
22	C	1030	CLA	C16-C17-C18-C19
22	c	6030	CLA	C16-C17-C18-C19
23	D	1039	PHO	C4C-C3C-CAC-CBC
23	d	6039	PHO	C4C-C3C-CAC-CBC
25	D	1050	BCR	C20-C21-C22-C37
25	d	6050	BCR	C20-C21-C22-C37
22	B	1010	CLA	C4-C3-C5-C6
22	C	1036	CLA	C4-C3-C5-C6
22	b	6010	CLA	C4-C3-C5-C6
22	c	6036	CLA	C4-C3-C5-C6
24	A	1043	PQ9	C37-C38-C40-C41
24	a	6043	PQ9	C37-C38-C40-C41
22	b	6015	CLA	C16-C17-C18-C20
29	B	1058	DGD	CBA-CCA-CDA-CEA
22	B	1010	CLA	C3A-C2A-CAA-CBA
22	b	6010	CLA	C3A-C2A-CAA-CBA
29	b	6058	DGD	CBA-CCA-CDA-CEA
22	B	1010	CLA	CAD-CBD-CGD-O2D
22	B	1016	CLA	CAD-CBD-CGD-O2D
22	B	1019	CLA	CAD-CBD-CGD-O2D
22	B	1022	CLA	CAD-CBD-CGD-O2D
22	C	1037	CLA	CAD-CBD-CGD-O2D
22	D	1004	CLA	CAD-CBD-CGD-O2D
22	b	6010	CLA	CAD-CBD-CGD-O2D
22	b	6016	CLA	CAD-CBD-CGD-O2D
22	b	6019	CLA	CAD-CBD-CGD-O2D
22	b	6022	CLA	CAD-CBD-CGD-O2D
22	c	6037	CLA	CAD-CBD-CGD-O2D
22	d	6004	CLA	CAD-CBD-CGD-O2D
22	C	1027	CLA	CAA-CBA-CGA-O2A
22	c	6027	CLA	CAA-CBA-CGA-O2A
29	C	1055	DGD	O2G-C1B-C2B-C3B
29	c	6055	DGD	O2G-C1B-C2B-C3B
22	B	1011	CLA	C4-C3-C5-C6
22	B	1024	CLA	C4-C3-C5-C6
22	b	6011	CLA	C4-C3-C5-C6
22	b	6024	CLA	C4-C3-C5-C6

Continued on next page...

Continued from previous page...

Mol	Chain	Res	Type	Atoms
29	c	6055	DGD	C6A-C7A-C8A-C9A
22	B	1021	CLA	CAA-CBA-CGA-O2A
22	b	6009	CLA	CAA-CBA-CGA-O2A
22	b	6018	CLA	CAA-CBA-CGA-O2A
22	b	6021	CLA	CAA-CBA-CGA-O2A
29	C	1055	DGD	C6A-C7A-C8A-C9A
28	b	6060	MGE	CAB-CBB-CCB-CDB
28	B	1060	MGE	CAB-CBB-CCB-CDB
22	B	1009	CLA	CAA-CBA-CGA-O2A
22	B	1018	CLA	CAA-CBA-CGA-O2A
29	C	1056	DGD	CAB-CBB-CCB-CDB
29	c	6056	DGD	CAB-CBB-CCB-CDB
22	C	1028	CLA	C2A-CAA-CBA-CGA
22	D	1004	CLA	C2A-CAA-CBA-CGA
22	c	6028	CLA	C2A-CAA-CBA-CGA
22	d	6004	CLA	C2A-CAA-CBA-CGA
22	A	1006	CLA	CHA-CBD-CGD-O2D
22	B	1013	CLA	CHA-CBD-CGD-O2D
22	B	1015	CLA	CHA-CBD-CGD-O2D
22	B	1018	CLA	CHA-CBD-CGD-O2D
22	C	1028	CLA	CHA-CBD-CGD-O2D
22	C	1031	CLA	CHA-CBD-CGD-O2D
22	C	1035	CLA	CHA-CBD-CGD-O2D
22	D	1005	CLA	CHA-CBD-CGD-O1D
22	H	1017	CLA	CHA-CBD-CGD-O2D
22	K	1034	CLA	CHA-CBD-CGD-O1D
22	a	6006	CLA	CHA-CBD-CGD-O2D
22	b	6013	CLA	CHA-CBD-CGD-O2D
22	b	6015	CLA	CHA-CBD-CGD-O2D
22	b	6018	CLA	CHA-CBD-CGD-O2D
22	c	6028	CLA	CHA-CBD-CGD-O2D
22	c	6031	CLA	CHA-CBD-CGD-O2D
22	c	6035	CLA	CHA-CBD-CGD-O2D
22	d	6005	CLA	CHA-CBD-CGD-O1D
22	h	6017	CLA	CHA-CBD-CGD-O2D
22	k	6034	CLA	CHA-CBD-CGD-O1D
25	C	1054	BCR	C9-C10-C11-C12
25	c	6054	BCR	C9-C10-C11-C12
31	F	1040	HEM	CAA-CBA-CGA-O2A
31	f	6040	HEM	CAA-CBA-CGA-O2A
22	C	1026	CLA	C2-C3-C5-C6
22	c	6026	CLA	C2-C3-C5-C6

Continued on next page...

Continued from previous page...

Mol	Chain	Res	Type	Atoms
25	D	1050	BCR	C20-C21-C22-C23
25	d	6050	BCR	C20-C21-C22-C23
22	C	1035	CLA	C8-C10-C11-C12
28	B	1060	MGE	O2G-C1B-C2B-C3B
23	D	1039	PHO	CHA-CBD-CGD-O1D
23	D	1039	PHO	CHA-CBD-CGD-O2D
23	d	6039	PHO	CHA-CBD-CGD-O1D
23	d	6039	PHO	CHA-CBD-CGD-O2D
22	c	6035	CLA	C8-C10-C11-C12
28	b	6060	MGE	O2G-C1B-C2B-C3B
29	B	1058	DGD	O2G-C1B-C2B-C3B
22	B	1011	CLA	C2-C3-C5-C6
22	B	1014	CLA	C11-C12-C13-C15
22	C	1036	CLA	C2-C3-C5-C6
22	D	1004	CLA	C2-C3-C5-C6
22	K	1034	CLA	C12-C13-C15-C16
22	b	6011	CLA	C2-C3-C5-C6
22	b	6014	CLA	C11-C12-C13-C15
22	c	6036	CLA	C2-C3-C5-C6
22	d	6004	CLA	C2-C3-C5-C6
22	k	6034	CLA	C12-C13-C15-C16
23	D	1039	PHO	C6-C7-C8-C10
23	d	6039	PHO	C6-C7-C8-C10
22	K	1034	CLA	C8-C10-C11-C12
22	k	6034	CLA	C8-C10-C11-C12
29	b	6058	DGD	O2G-C1B-C2B-C3B
22	B	1014	CLA	C14-C13-C15-C16
22	B	1024	CLA	C11-C10-C8-C9
22	C	1028	CLA	C11-C10-C8-C9
22	b	6014	CLA	C14-C13-C15-C16
22	b	6024	CLA	C11-C10-C8-C9
22	c	6028	CLA	C11-C10-C8-C9
29	B	1058	DGD	C4E-C5E-C6E-O5E
29	b	6058	DGD	C4E-C5E-C6E-O5E
22	B	1011	CLA	CAA-CBA-CGA-O2A
22	b	6011	CLA	CAA-CBA-CGA-O2A
22	c	6029	CLA	C5-C6-C7-C8
22	C	1031	CLA	CAA-CBA-CGA-O2A
22	c	6031	CLA	CAA-CBA-CGA-O2A
31	V	1041	HEM	C3D-CAD-CBD-CGD
31	v	6041	HEM	C3D-CAD-CBD-CGD
22	C	1029	CLA	C5-C6-C7-C8

Continued on next page...

Continued from previous page...

Mol	Chain	Res	Type	Atoms
22	B	1010	CLA	C1A-C2A-CAA-CBA
22	B	1022	CLA	C1A-C2A-CAA-CBA
22	b	6010	CLA	C1A-C2A-CAA-CBA
22	b	6022	CLA	C1A-C2A-CAA-CBA
26	a	6063	LHG	C11-C12-C13-C14
28	B	1060	MGE	O1G-C1G-C2G-C3G
28	b	6060	MGE	O1G-C1G-C2G-C3G
26	A	1063	LHG	C11-C12-C13-C14
22	B	1022	CLA	C2A-CAA-CBA-CGA
22	b	6022	CLA	C2A-CAA-CBA-CGA
28	b	6060	MGE	C3B-C4B-C5B-C6B
29	C	1055	DGD	O1B-C1B-C2B-C3B
29	c	6055	DGD	O1B-C1B-C2B-C3B
22	K	1034	CLA	CAA-CBA-CGA-O2A
22	k	6034	CLA	CAA-CBA-CGA-O2A
22	B	1018	CLA	CAA-CBA-CGA-O1A
22	b	6018	CLA	CAA-CBA-CGA-O1A
28	B	1060	MGE	C3B-C4B-C5B-C6B
31	F	1040	HEM	CAA-CBA-CGA-O1A
31	f	6040	HEM	CAA-CBA-CGA-O1A
28	B	1060	MGE	O1B-C1B-C2B-C3B
28	b	6060	MGE	O1B-C1B-C2B-C3B
31	F	1040	HEM	CAD-CBD-CGD-O2D
31	f	6040	HEM	CAD-CBD-CGD-O2D
22	H	1017	CLA	CAA-CBA-CGA-O1A
22	h	6017	CLA	CAA-CBA-CGA-O1A
22	B	1012	CLA	C13-C15-C16-C17
22	b	6012	CLA	C13-C15-C16-C17
22	B	1010	CLA	CAD-CBD-CGD-O1D
22	B	1016	CLA	CAD-CBD-CGD-O1D
22	C	1035	CLA	CAD-CBD-CGD-O1D
22	b	6010	CLA	CAD-CBD-CGD-O1D
22	b	6016	CLA	CAD-CBD-CGD-O1D
22	c	6035	CLA	CAD-CBD-CGD-O1D
29	B	1058	DGD	O1B-C1B-C2B-C3B
29	b	6058	DGD	O1B-C1B-C2B-C3B
22	A	1007	CLA	C6-C7-C8-C9
22	B	1015	CLA	C11-C10-C8-C9
22	B	1019	CLA	C14-C13-C15-C16
22	C	1025	CLA	C11-C12-C13-C14
22	C	1028	CLA	C11-C12-C13-C14
22	a	6007	CLA	C6-C7-C8-C9

Continued on next page...

Continued from previous page...

Mol	Chain	Res	Type	Atoms
22	b	6015	CLA	C11-C10-C8-C9
22	b	6019	CLA	C14-C13-C15-C16
22	c	6025	CLA	C11-C12-C13-C14
22	c	6028	CLA	C11-C12-C13-C14
22	B	1024	CLA	CBA-CGA-O2A-C1
22	b	6024	CLA	CBA-CGA-O2A-C1
28	D	1062	MGE	O2G-C1B-C2B-C3B
28	d	6062	MGE	O2G-C1B-C2B-C3B
28	D	1059	MGE	C2B-C3B-C4B-C5B
22	B	1013	CLA	C10-C11-C12-C13
22	b	6013	CLA	C10-C11-C12-C13
28	L	1061	MGE	C8A-C9A-CAA-CBA
28	l	6061	MGE	C8A-C9A-CAA-CBA
28	d	6059	MGE	C2B-C3B-C4B-C5B
22	C	1026	CLA	C4-C3-C5-C6
22	c	6026	CLA	C4-C3-C5-C6
22	B	1013	CLA	C12-C13-C15-C16
22	B	1019	CLA	C6-C7-C8-C10
22	B	1020	CLA	C11-C10-C8-C7
22	C	1036	CLA	C6-C7-C8-C10
22	b	6013	CLA	C12-C13-C15-C16
22	b	6019	CLA	C6-C7-C8-C10
22	b	6020	CLA	C11-C10-C8-C7
22	c	6036	CLA	C6-C7-C8-C10
23	A	1038	PHO	CAA-CBA-CGA-O2A
22	b	6015	CLA	C8-C10-C11-C12
25	C	1052	BCR	C11-C12-C13-C14
25	k	6052	BCR	C11-C12-C13-C14
22	C	1037	CLA	CAA-CBA-CGA-O2A
22	H	1017	CLA	CAA-CBA-CGA-O2A
22	c	6037	CLA	CAA-CBA-CGA-O2A
22	h	6017	CLA	CAA-CBA-CGA-O2A
23	a	6038	PHO	CAA-CBA-CGA-O2A
28	D	1059	MGE	O2G-C1B-C2B-C3B
28	d	6059	MGE	O2G-C1B-C2B-C3B
22	B	1015	CLA	C8-C10-C11-C12
31	F	1040	HEM	CAD-CBD-CGD-O1D
31	f	6040	HEM	CAD-CBD-CGD-O1D
22	a	6003	CLA	C10-C11-C12-C13
22	C	1025	CLA	CAA-CBA-CGA-O1A
22	c	6025	CLA	CAA-CBA-CGA-O1A

There are no ring outliers.

62 monomers are involved in 2123 short contacts:

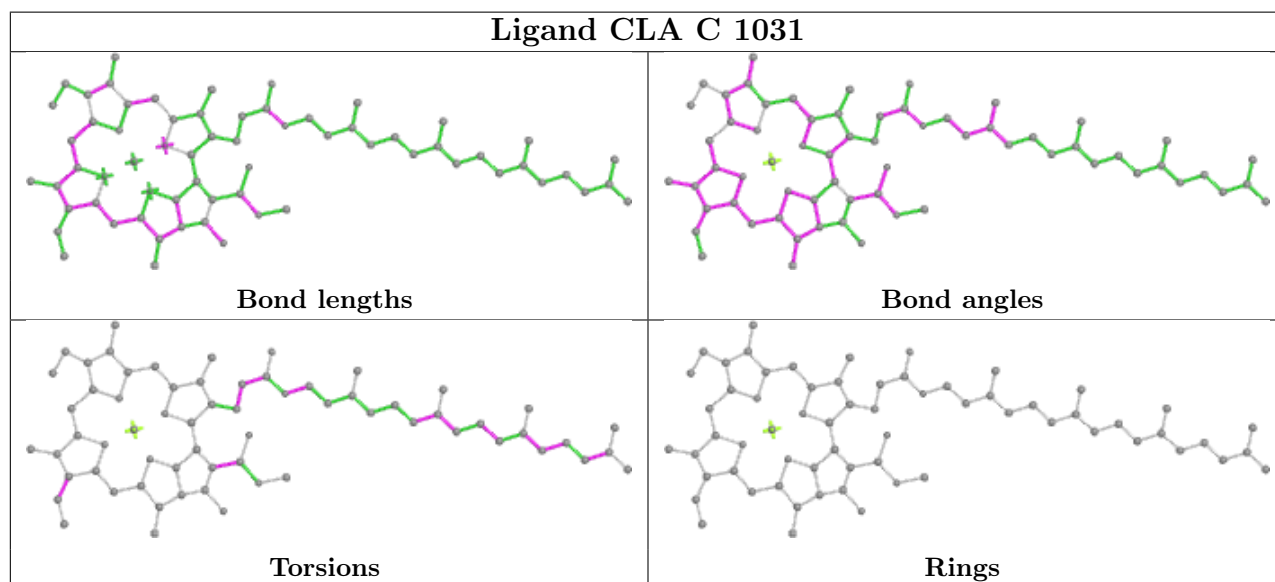
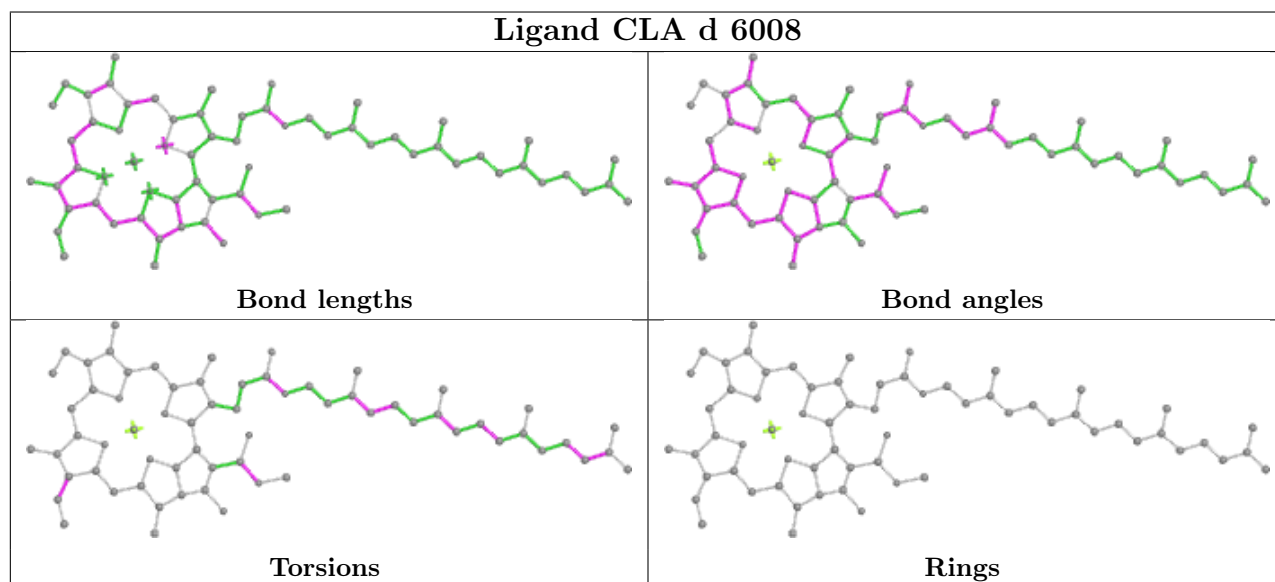
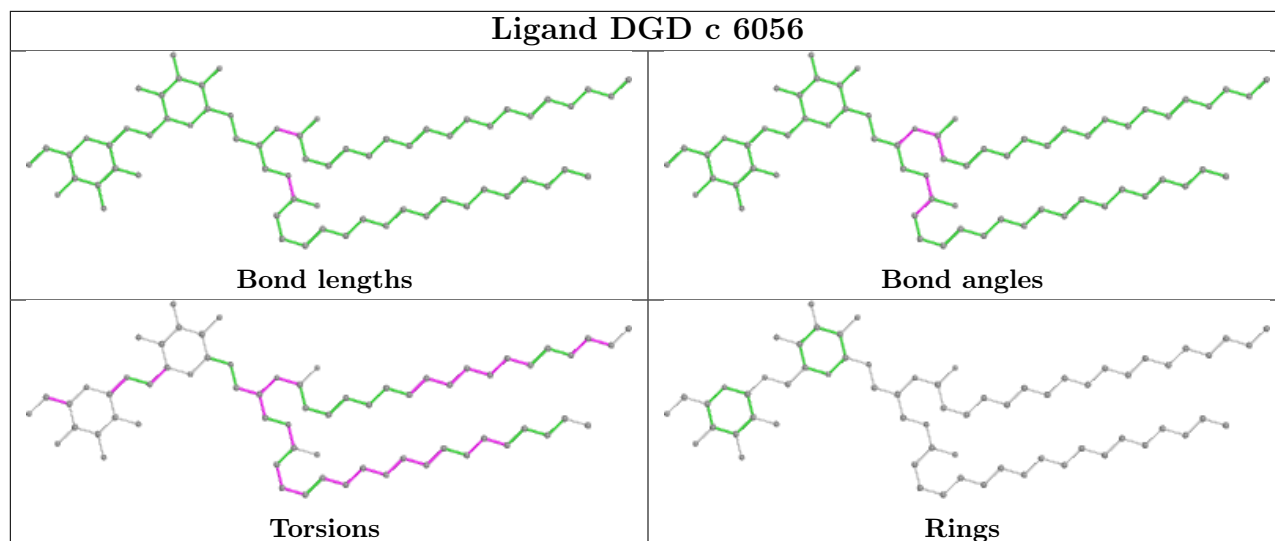
Mol	Chain	Res	Type	Clashes	Symm-Clashes
22	C	1031	CLA	63	0
22	B	1012	CLA	61	0
26	A	1063	LHG	36	0
24	D	1042	PQ9	52	0
22	C	1033	CLA	65	0
22	B	1023	CLA	70	0
22	C	1036	CLA	24	0
22	A	1006	CLA	45	0
22	B	1013	CLA	67	0
25	K	1051	BCR	27	0
22	B	1016	CLA	49	0
25	Z	1053	BCR	18	0
22	B	1022	CLA	75	0
22	D	1004	CLA	57	0
22	B	1020	CLA	54	0
22	D	1008	CLA	48	0
22	C	1037	CLA	23	0
22	C	1030	CLA	38	0
22	B	1019	CLA	40	0
29	C	1057	DGD	41	0
22	B	1010	CLA	38	0
22	B	1024	CLA	45	0
22	B	1009	CLA	63	0
25	C	1054	BCR	41	0
22	D	1005	CLA	58	0
31	F	1040	HEM	17	0
25	B	1047	BCR	31	0
22	K	1034	CLA	87	0
22	A	1003	CLA	55	0
25	D	1050	BCR	40	0
22	C	1029	CLA	62	0
22	C	1027	CLA	37	0
25	T	6046	BCR	25	0
31	V	1041	HEM	12	0
22	C	1025	CLA	67	0
22	C	1035	CLA	56	0
25	A	1044	BCR	25	0
28	L	1061	MGE	29	0
22	B	1021	CLA	63	0
23	A	1038	PHO	63	0
22	H	1017	CLA	45	0
25	C	1052	BCR	40	0

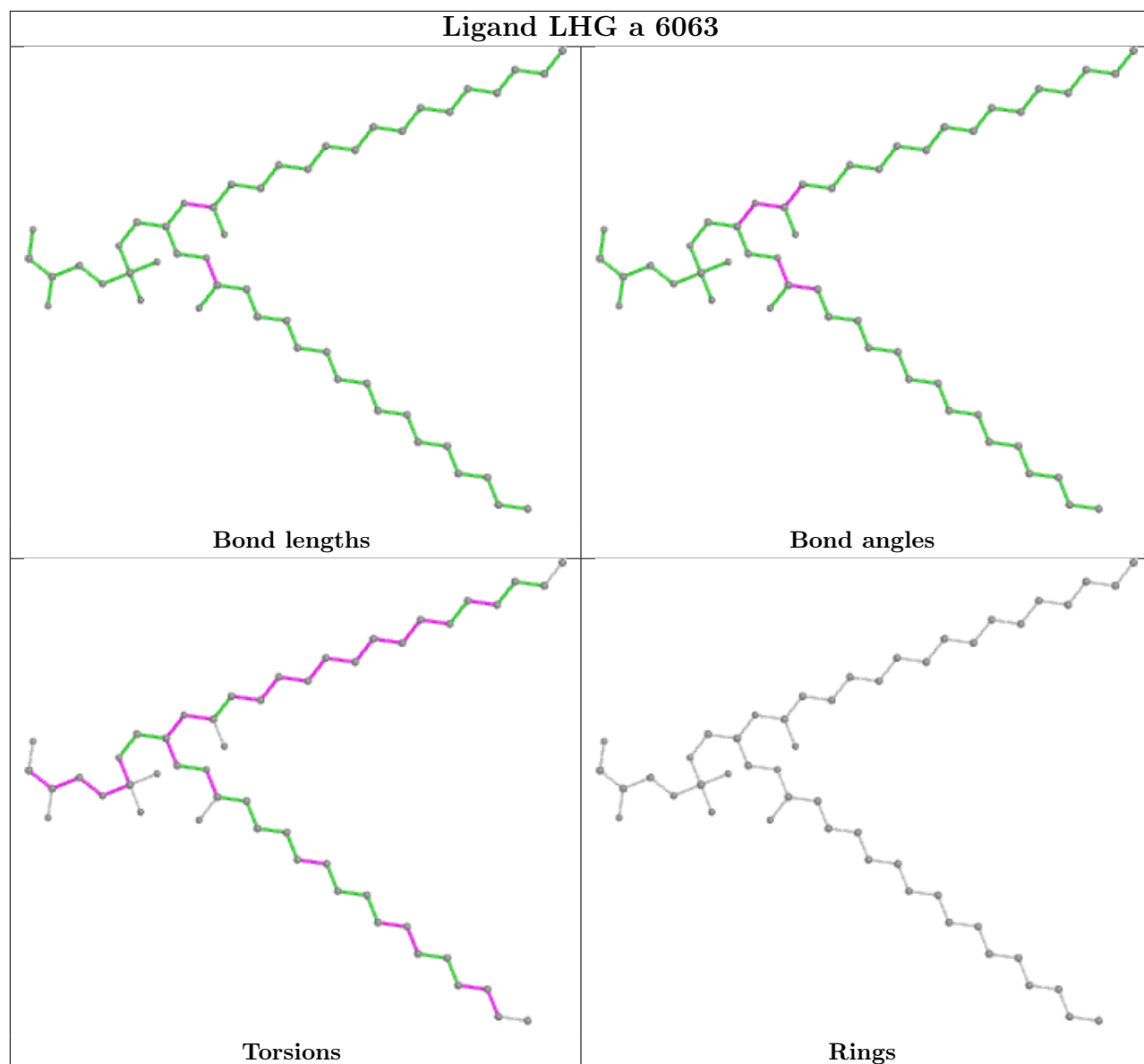
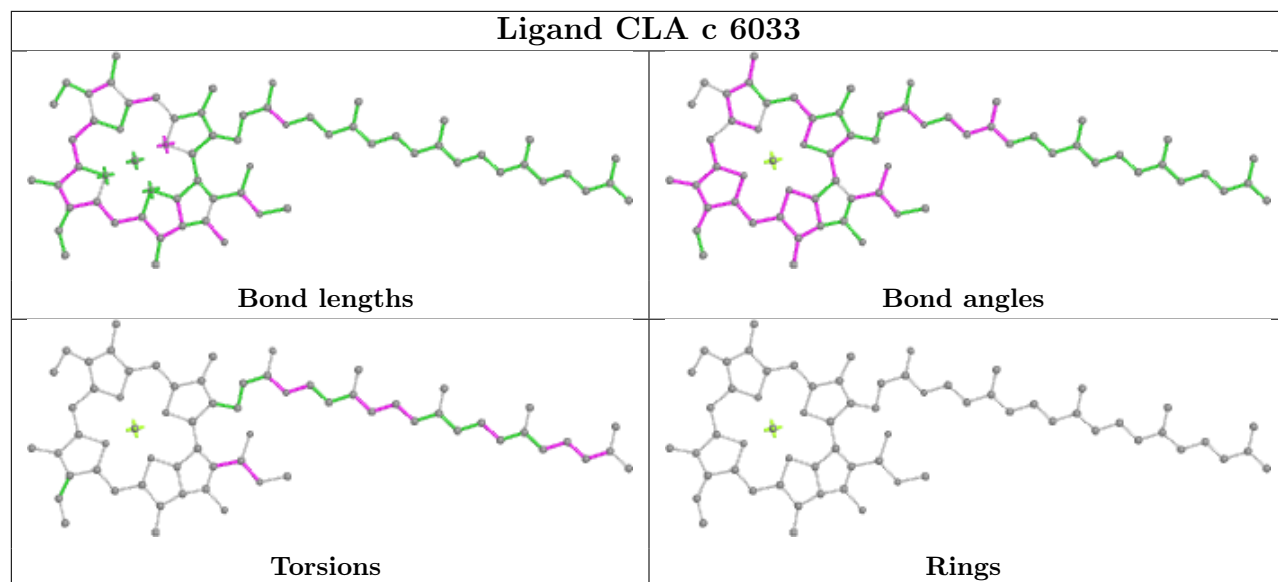
Continued on next page...

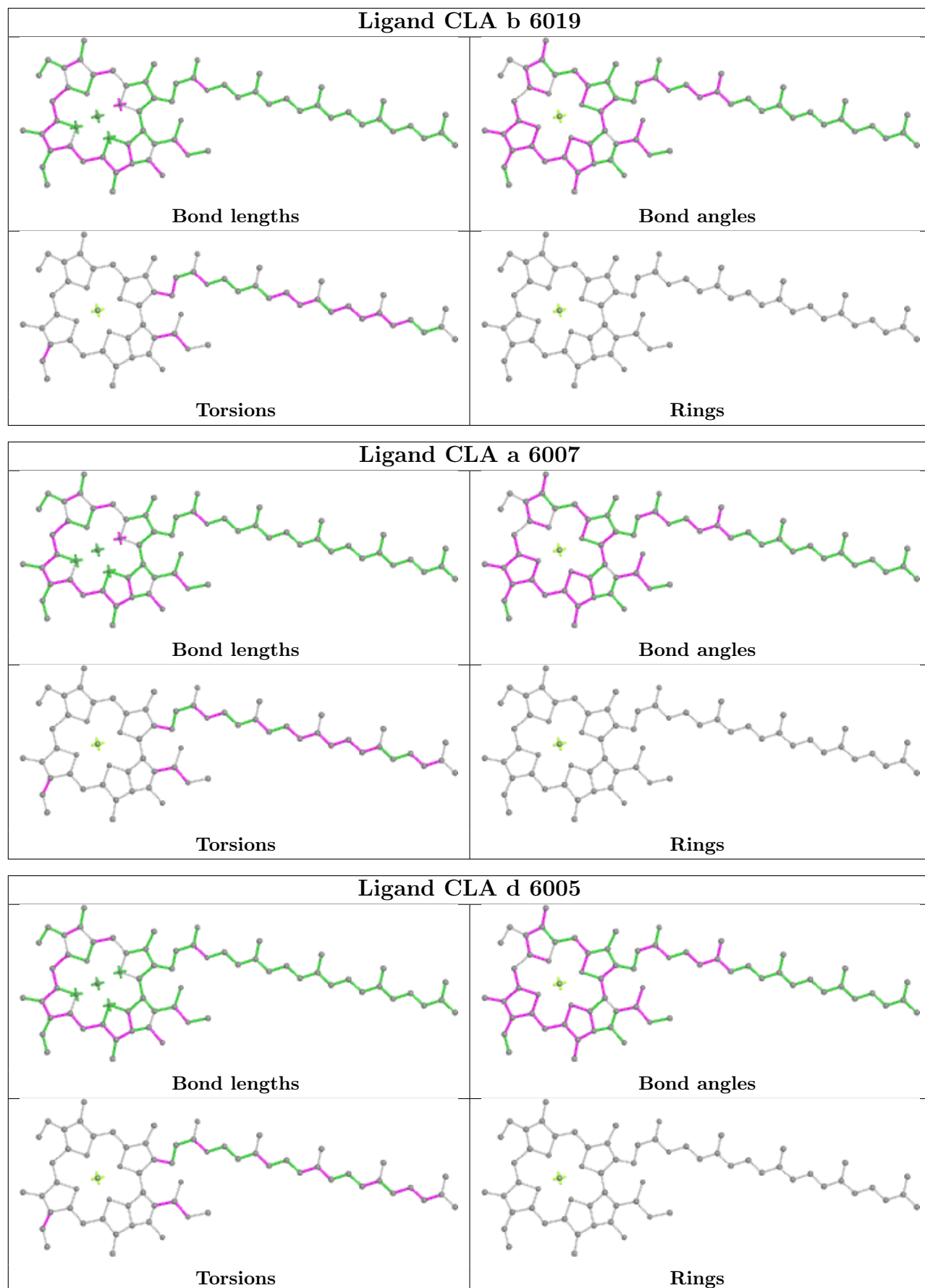
Continued from previous page...

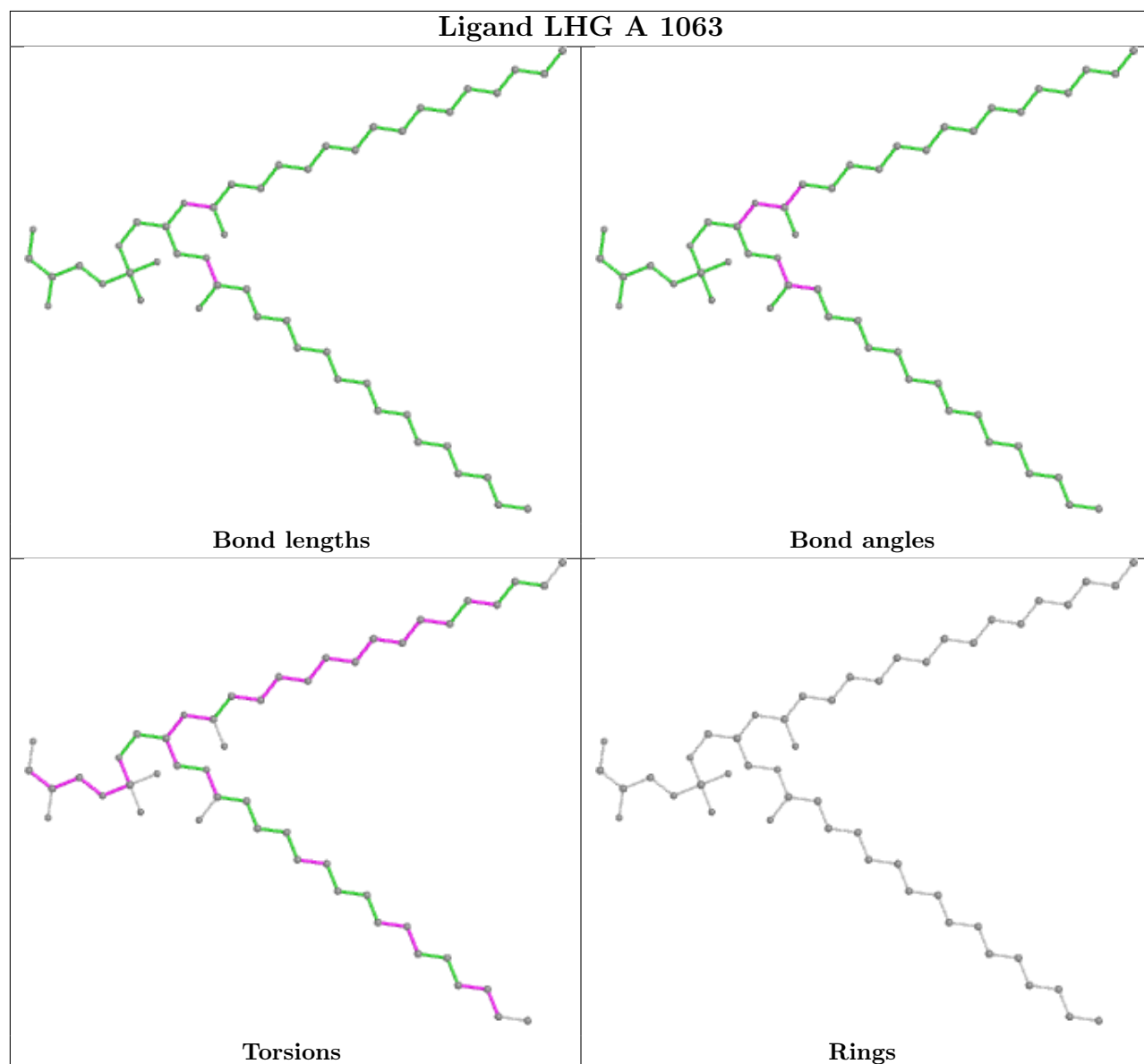
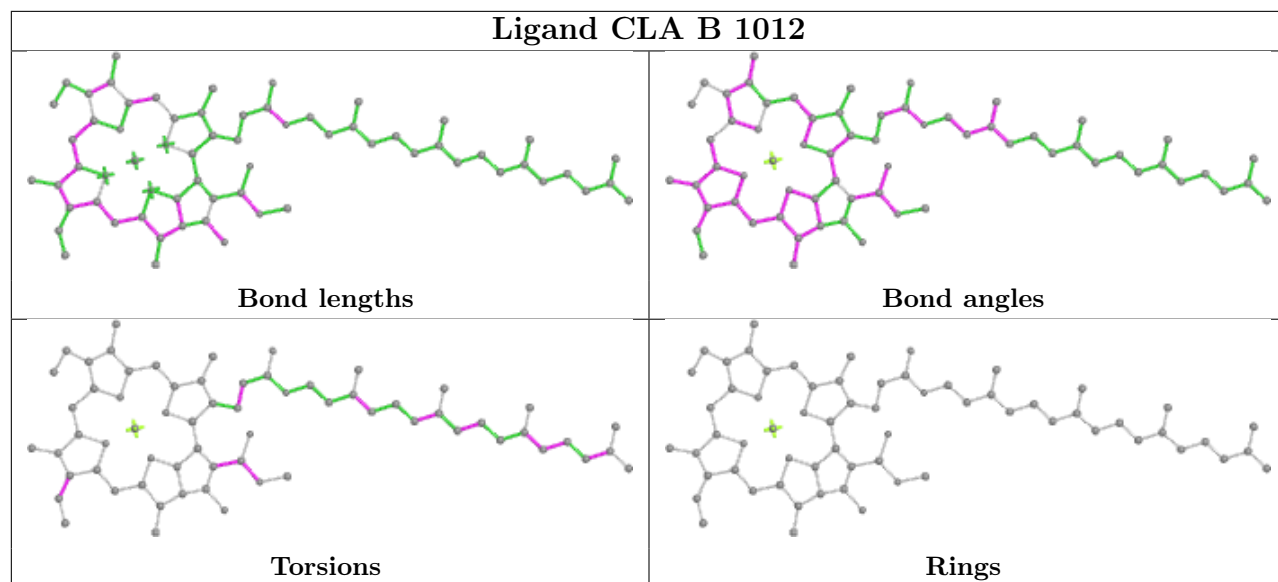
Mol	Chain	Res	Type	Clashes	Symm-Clashes
29	C	1055	DGD	26	0
25	T	6048	BCR	15	0
23	D	1039	PHO	53	0
22	C	1026	CLA	29	0
22	B	1011	CLA	89	0
29	C	1056	DGD	55	0
24	A	1043	PQ9	39	0
28	D	1062	MGE	21	0
22	B	1014	CLA	49	0
25	H	1049	BCR	36	0
29	B	1058	DGD	32	0
22	B	1015	CLA	45	0
22	B	1018	CLA	34	0
22	C	1028	CLA	34	0
25	B	1048	BCR	23	0
25	B	1045	BCR	21	0
22	C	1032	CLA	43	0
28	B	1060	MGE	39	0
22	A	1007	CLA	40	0
28	D	1059	MGE	45	0

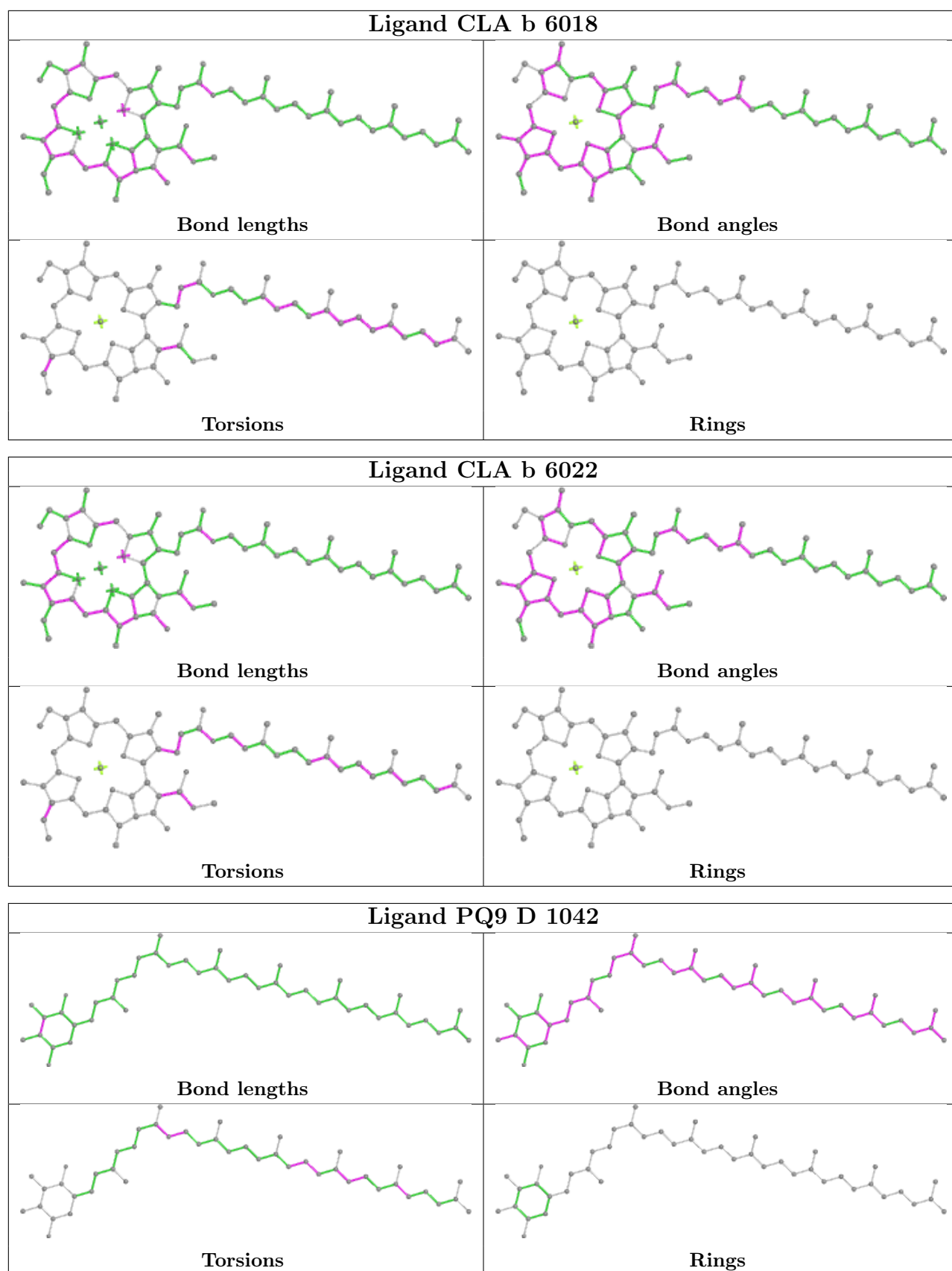
The following is a two-dimensional graphical depiction of Mogul quality analysis of bond lengths, bond angles, torsion angles, and ring geometry for all instances of the Ligand of Interest. In addition, ligands with molecular weight > 250 and outliers as shown on the validation Tables will also be included. For torsion angles, if less than 5% of the Mogul distribution of torsion angles is within 10 degrees of the torsion angle in question, then that torsion angle is considered an outlier. Any bond that is central to one or more torsion angles identified as an outlier by Mogul will be highlighted in the graph. For rings, the root-mean-square deviation (RMSD) between the ring in question and similar rings identified by Mogul is calculated over all ring torsion angles. If the average RMSD is greater than 60 degrees and the minimal RMSD between the ring in question and any Mogul-identified rings is also greater than 60 degrees, then that ring is considered an outlier. The outliers are highlighted in purple. The color gray indicates Mogul did not find sufficient equivalents in the CSD to analyse the geometry.




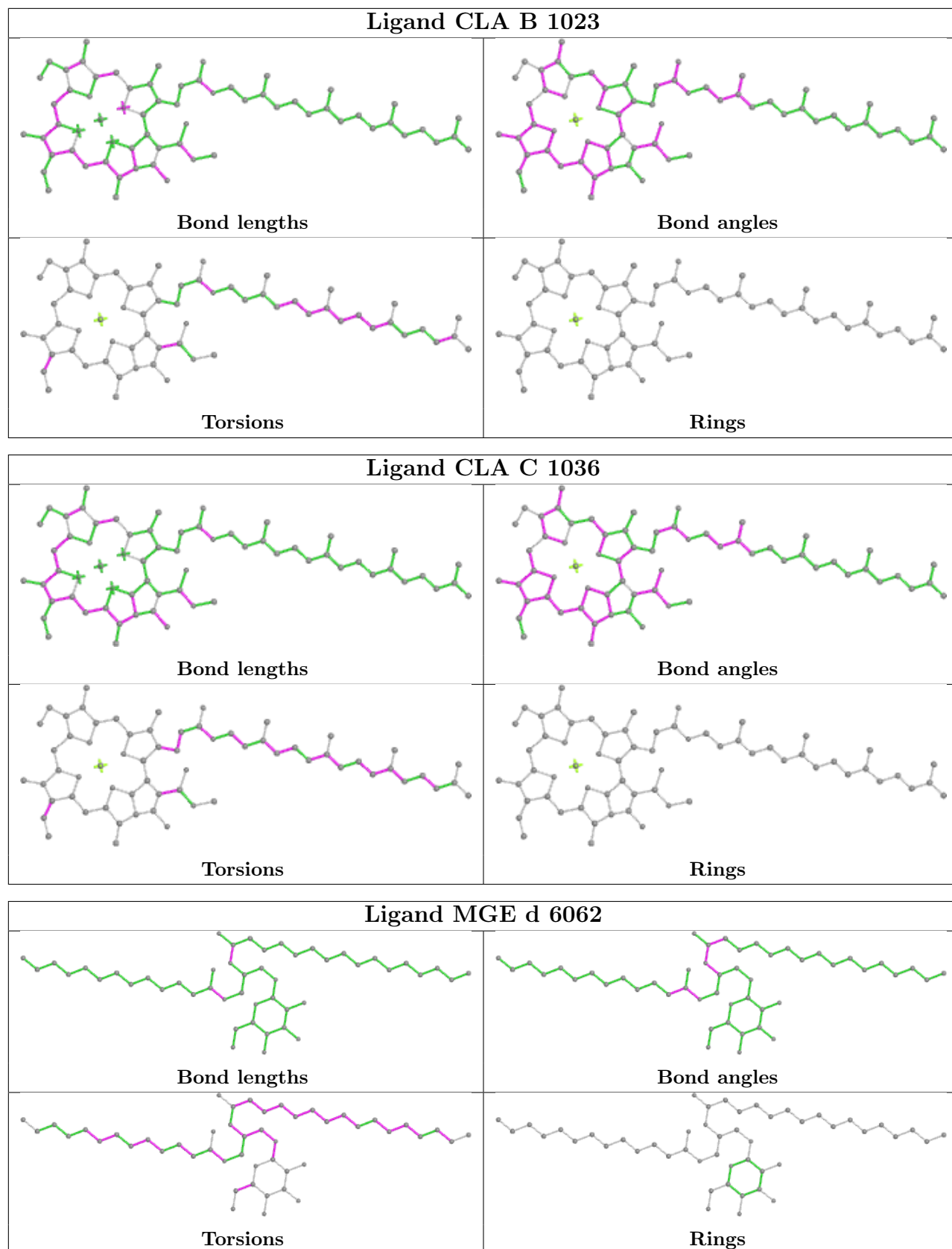





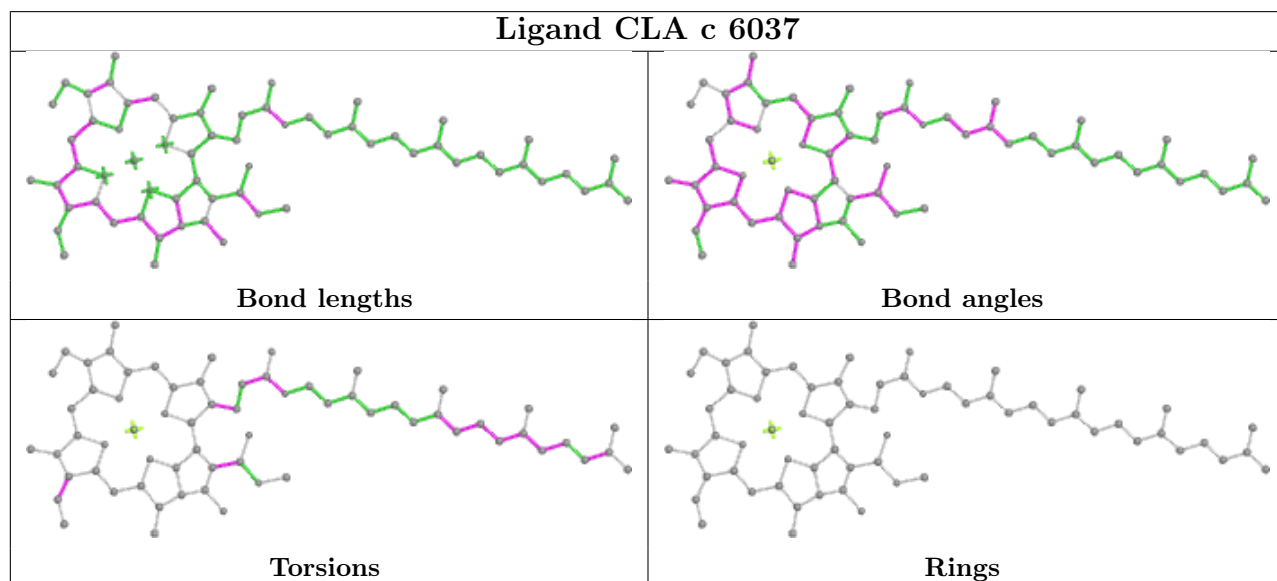
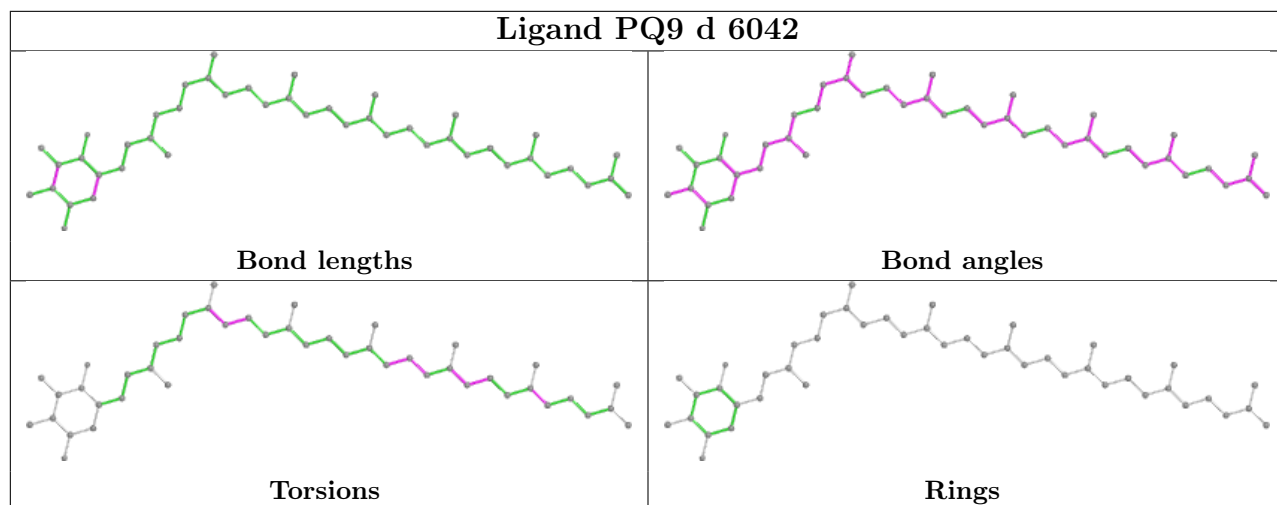
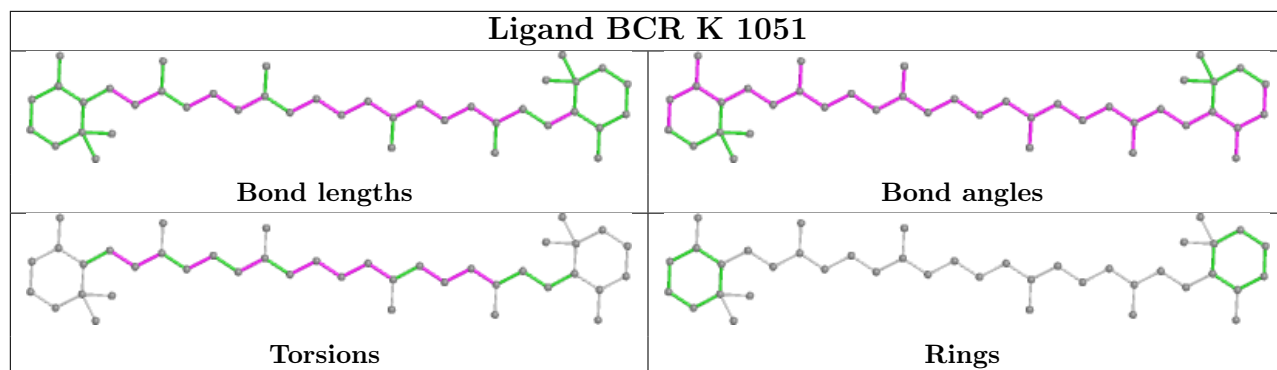


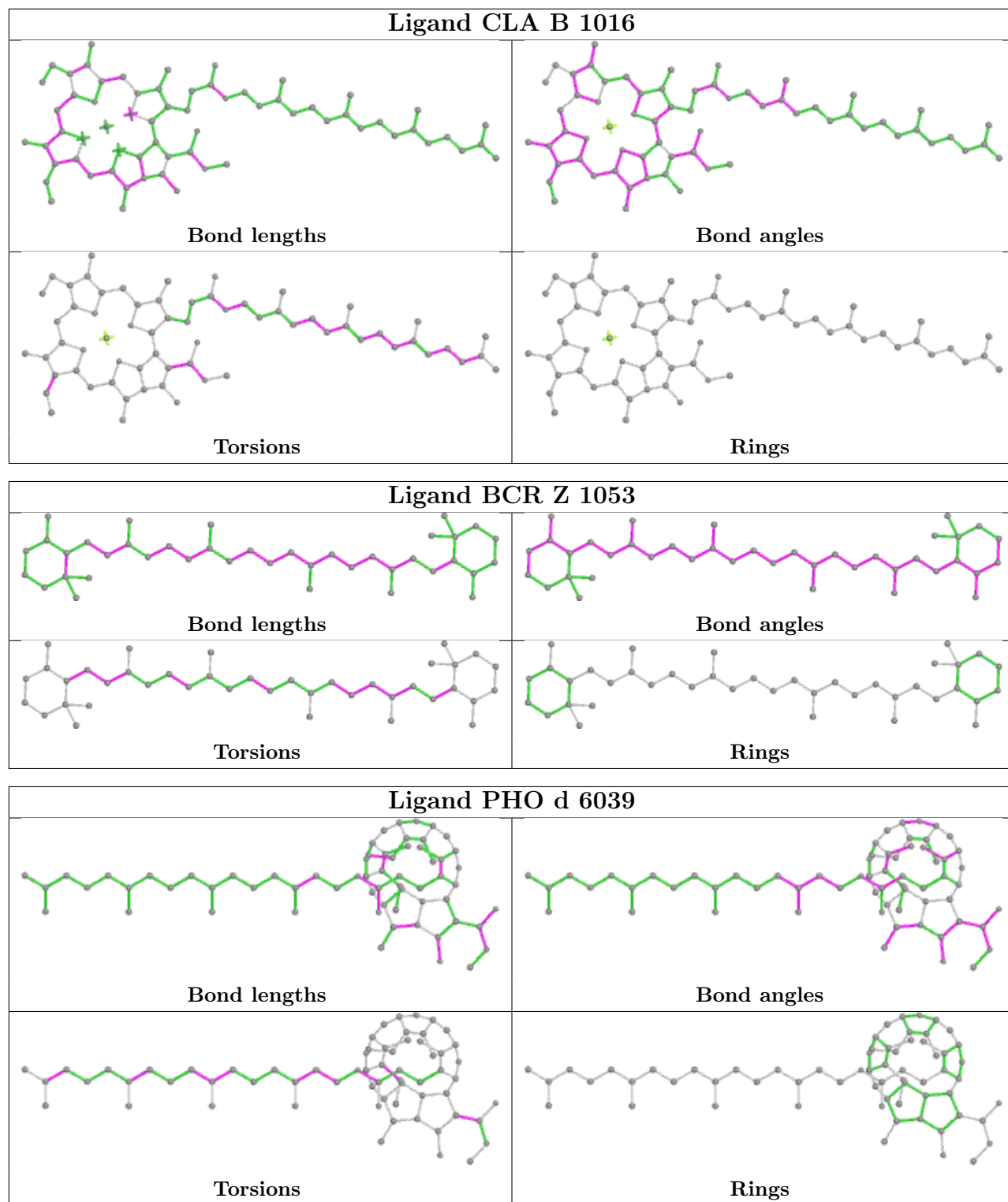


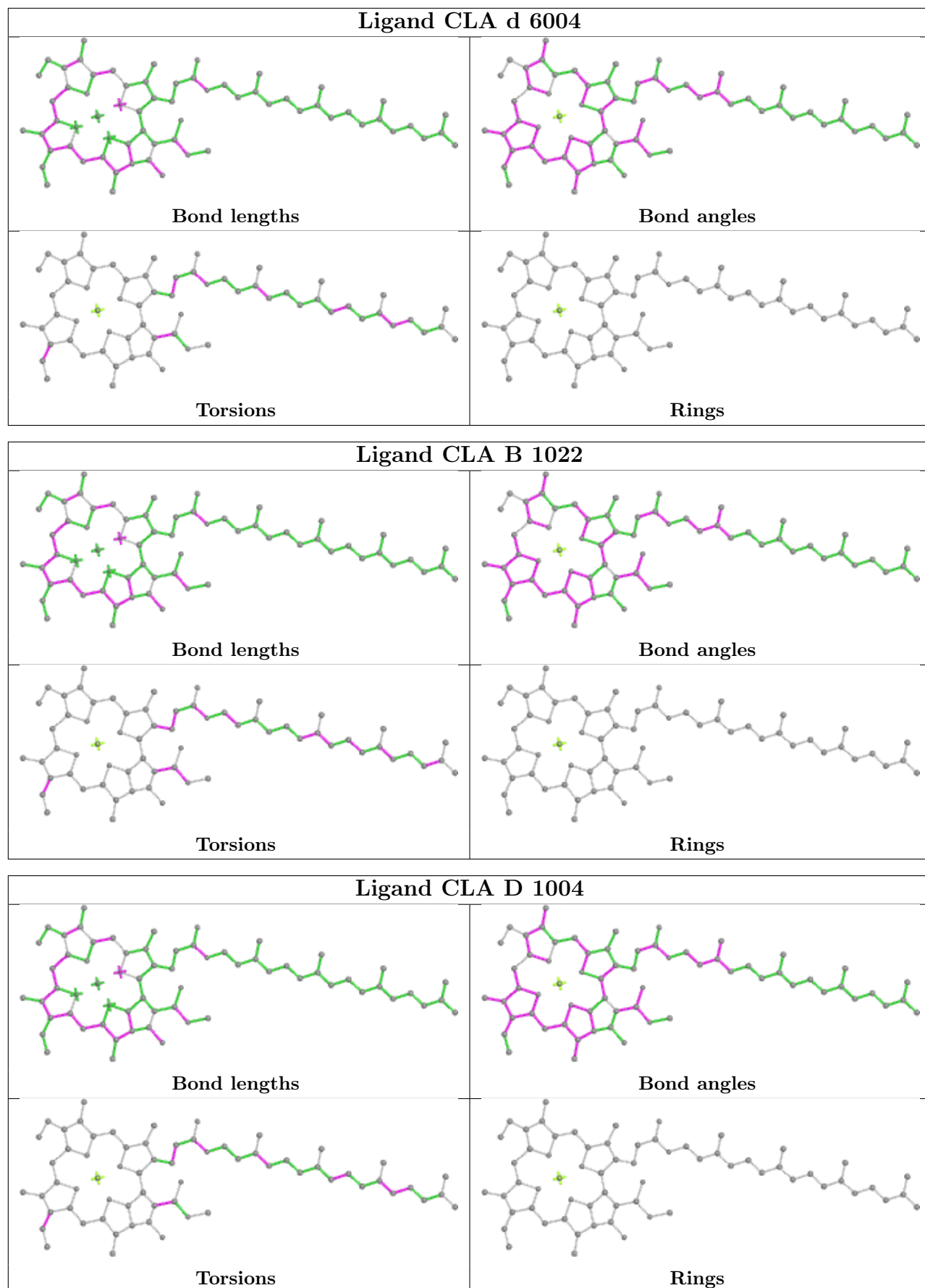


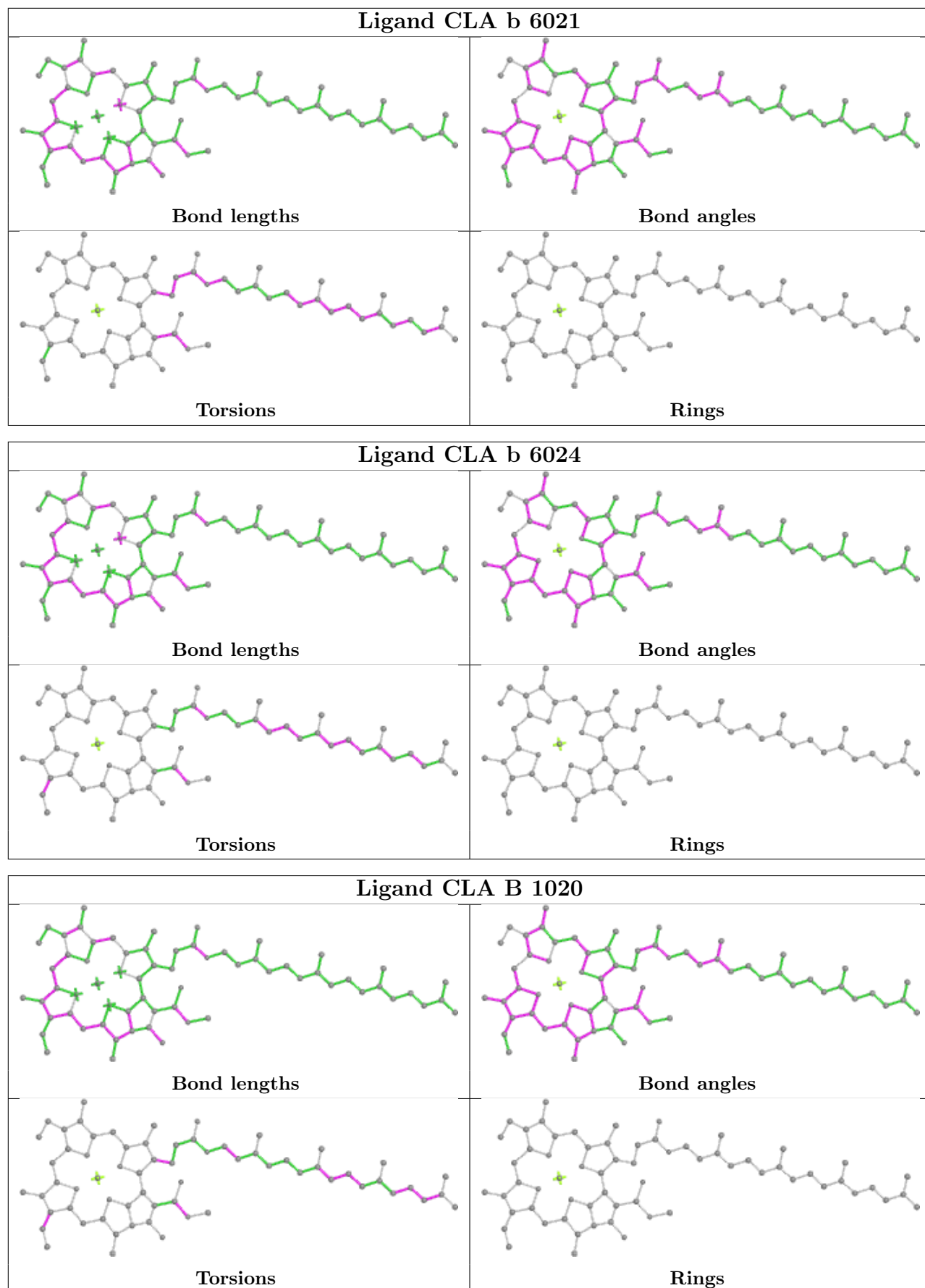





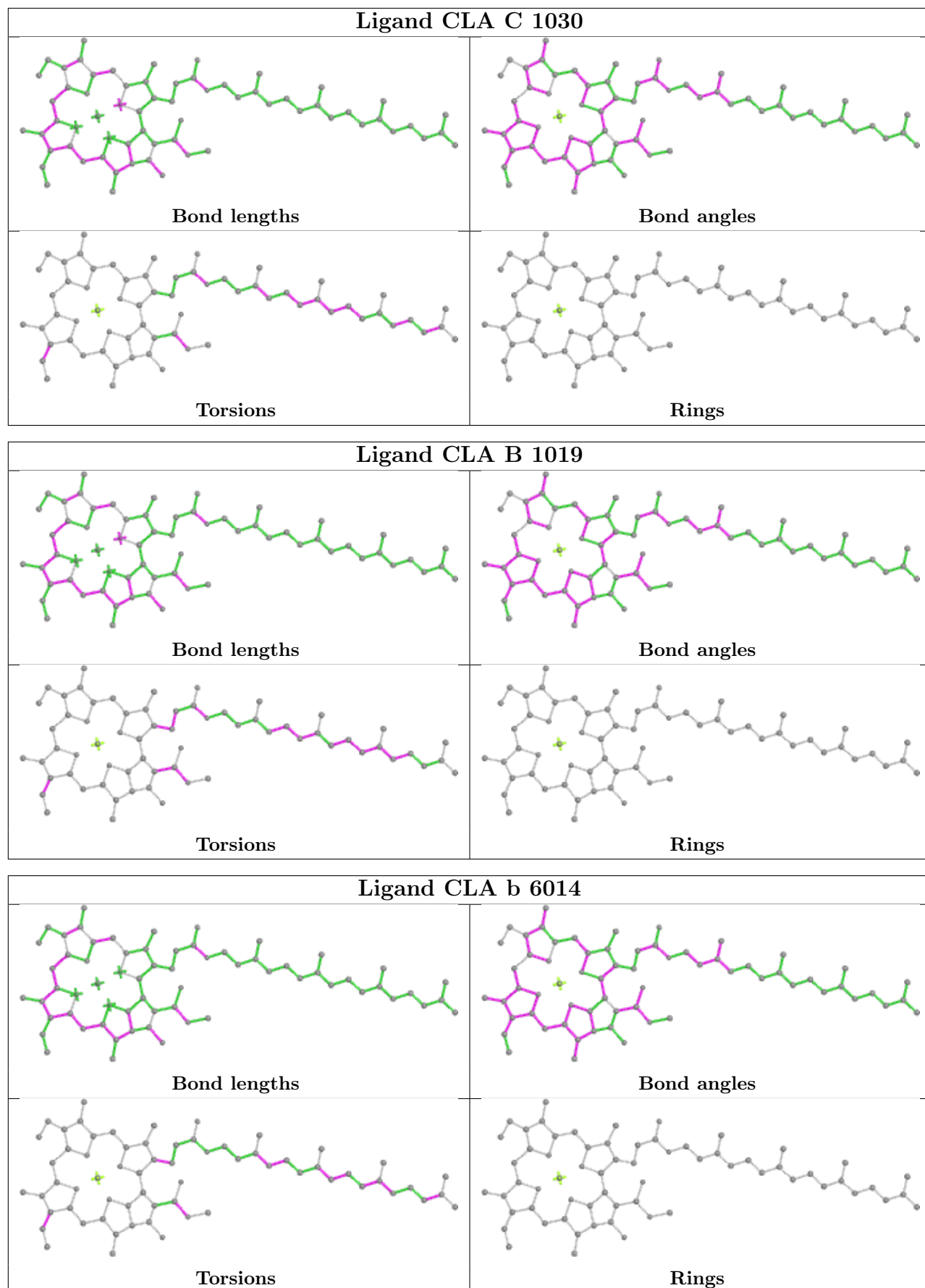


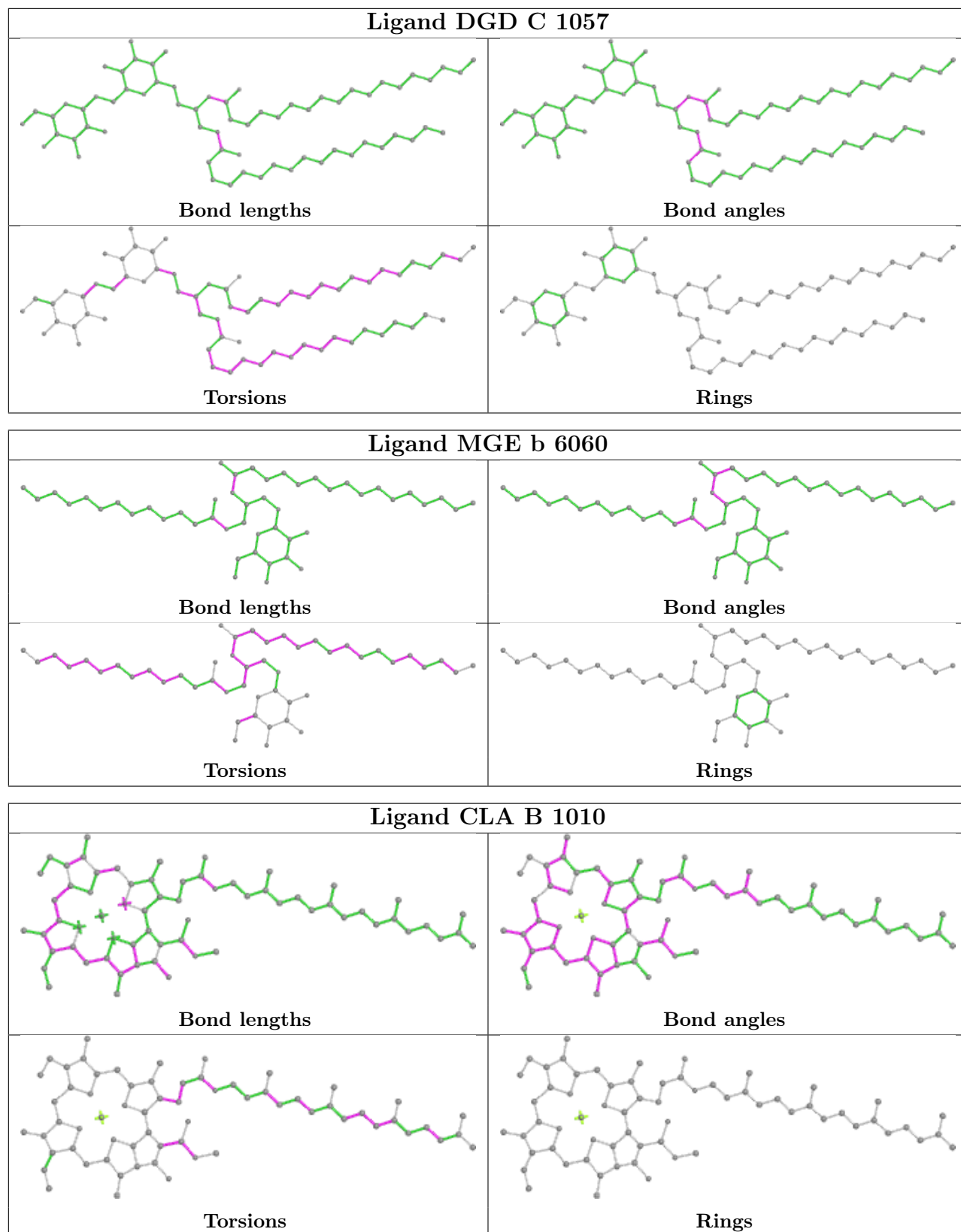


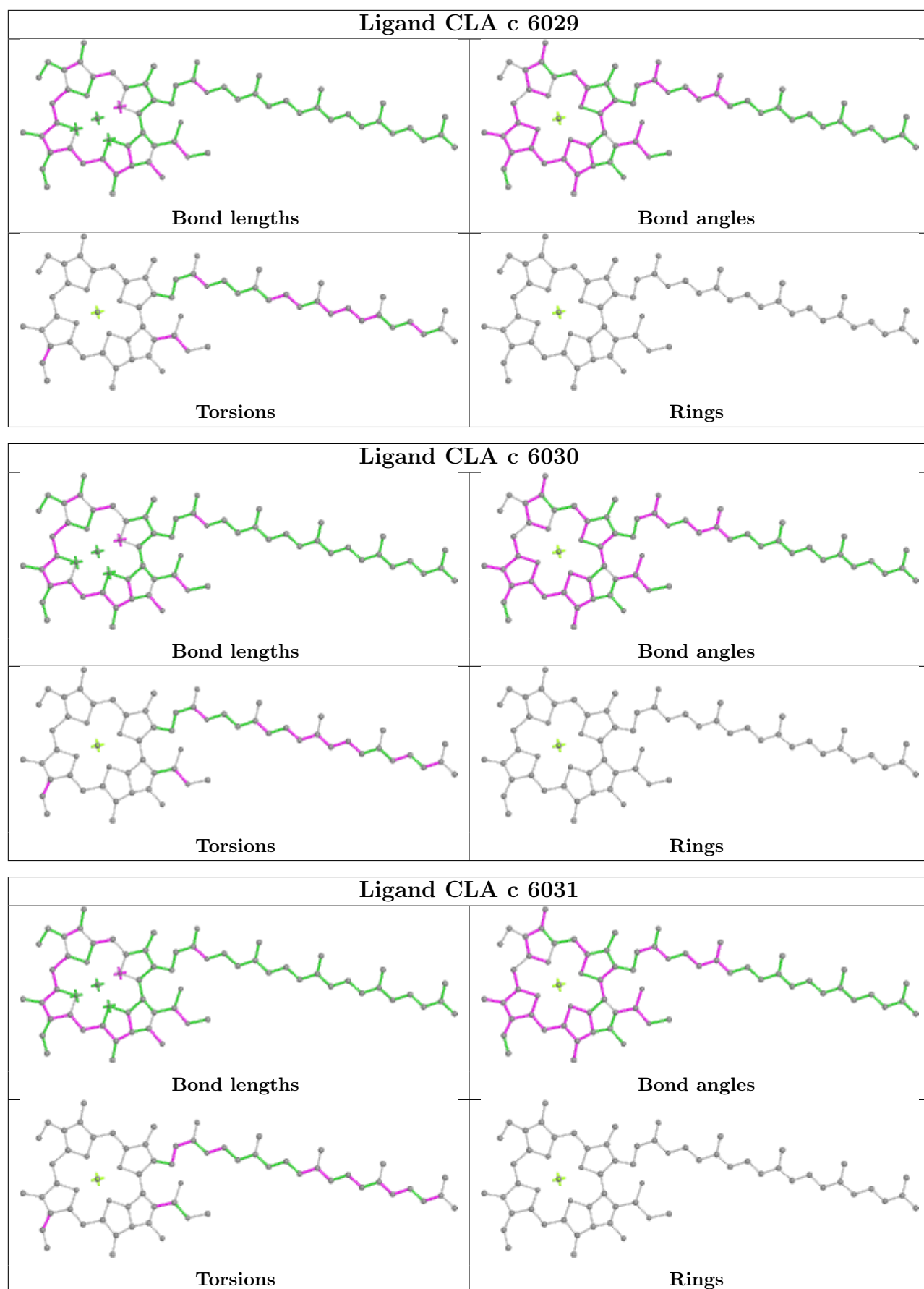


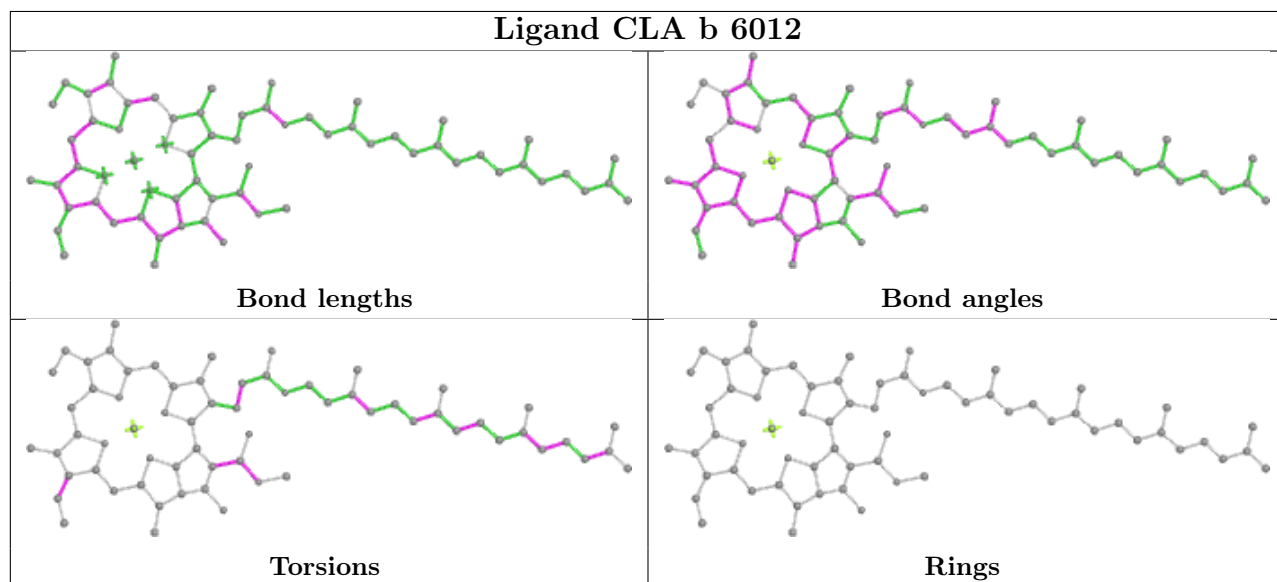
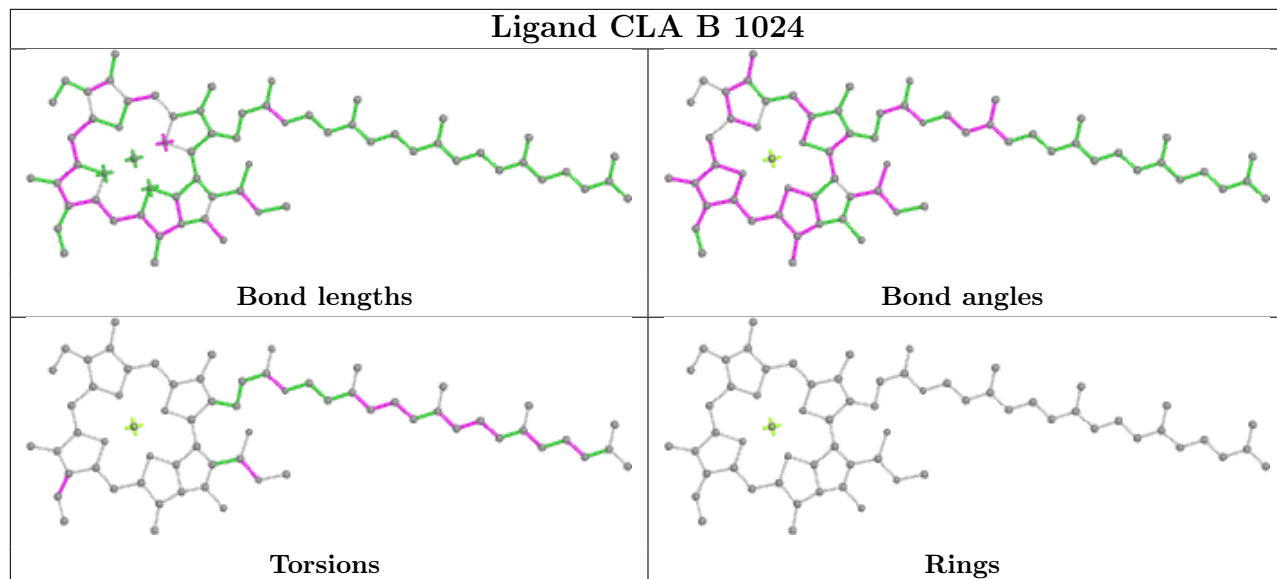
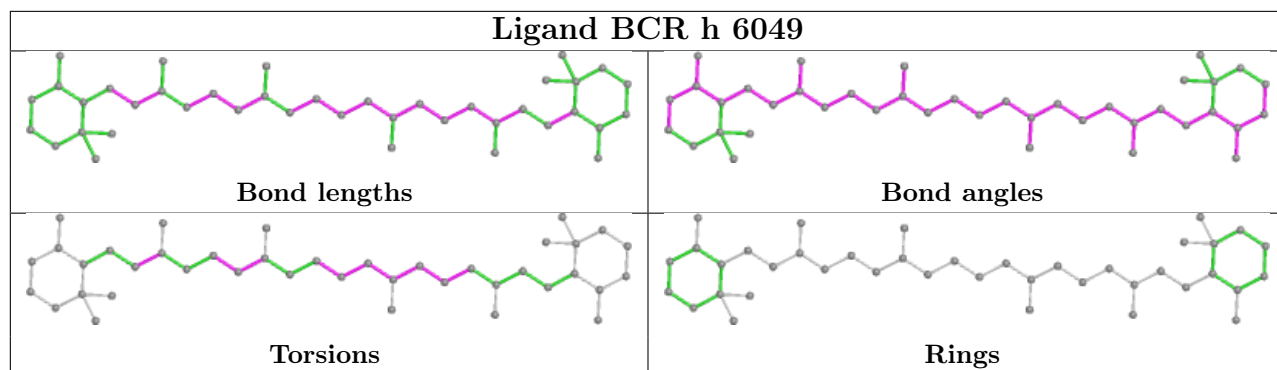


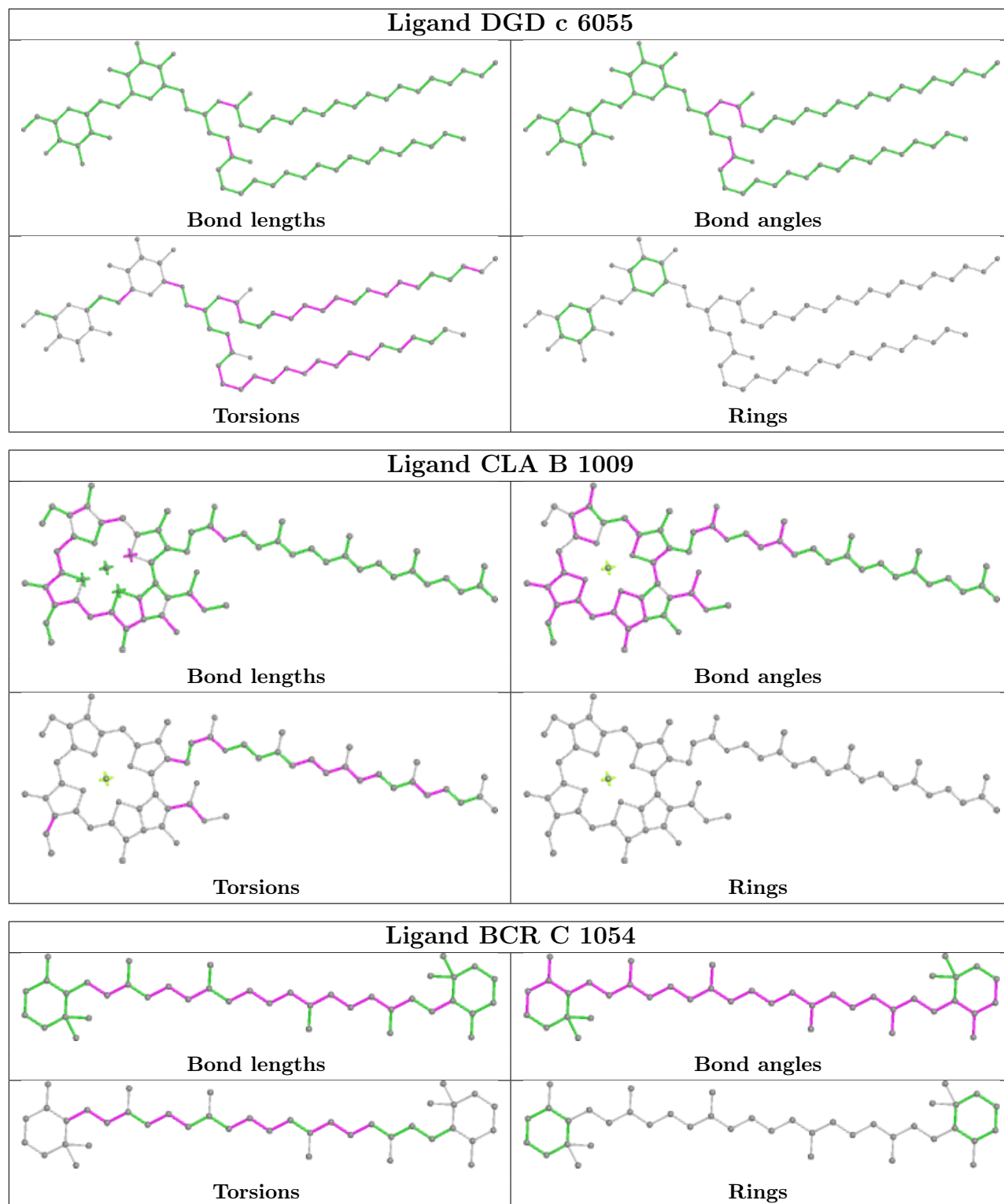





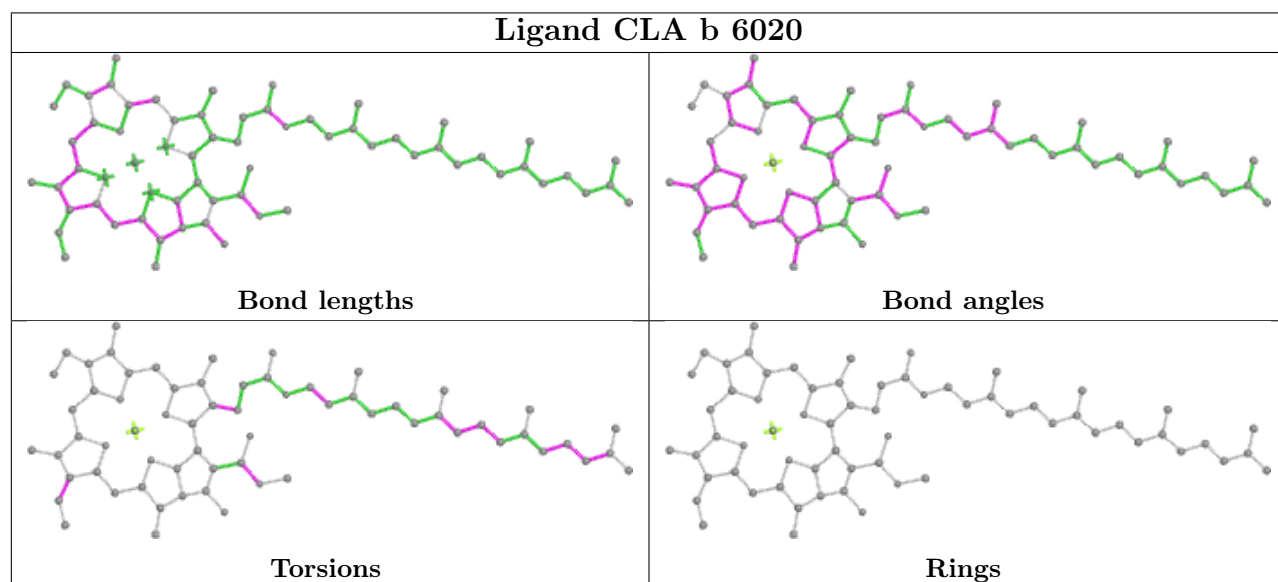
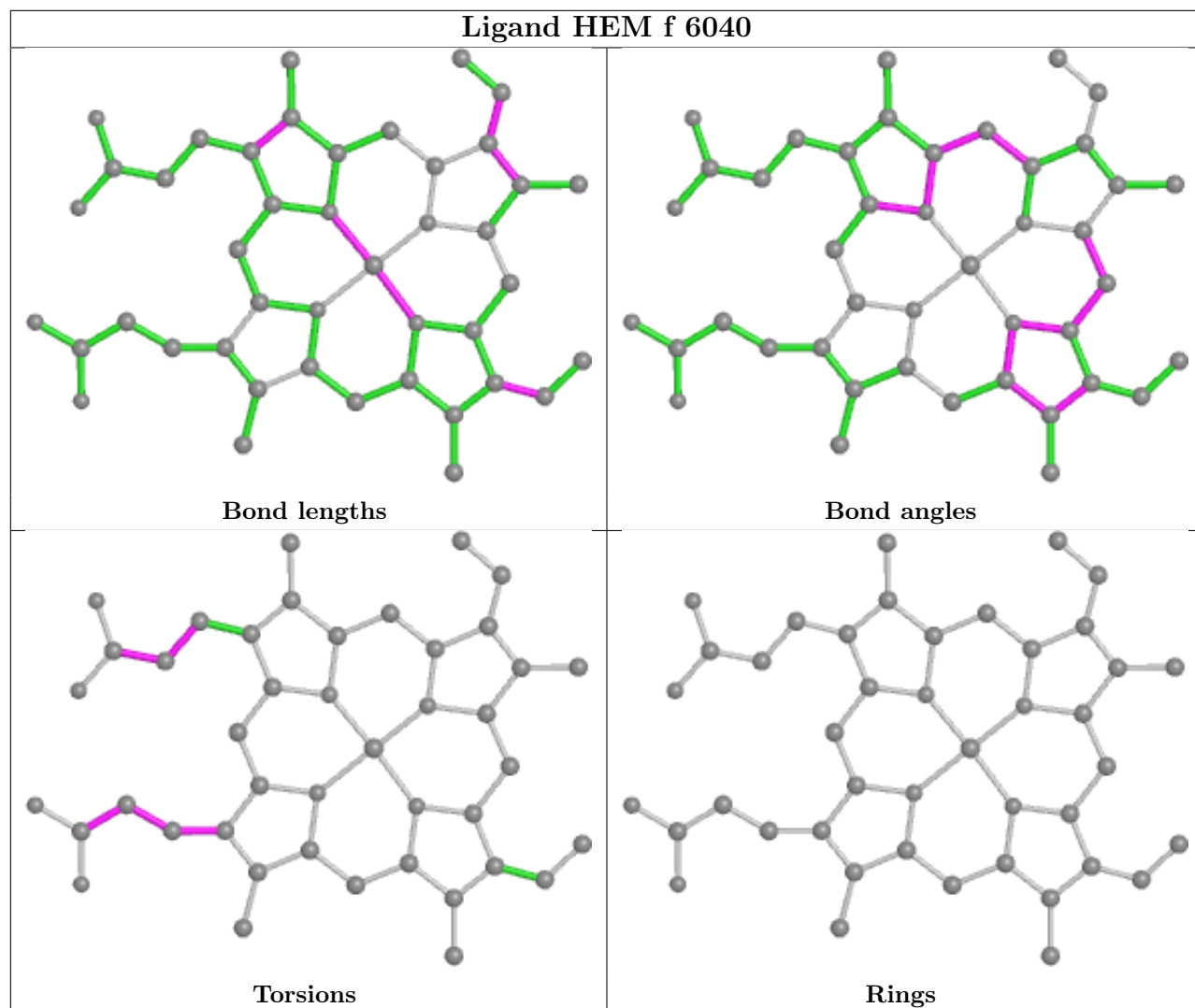


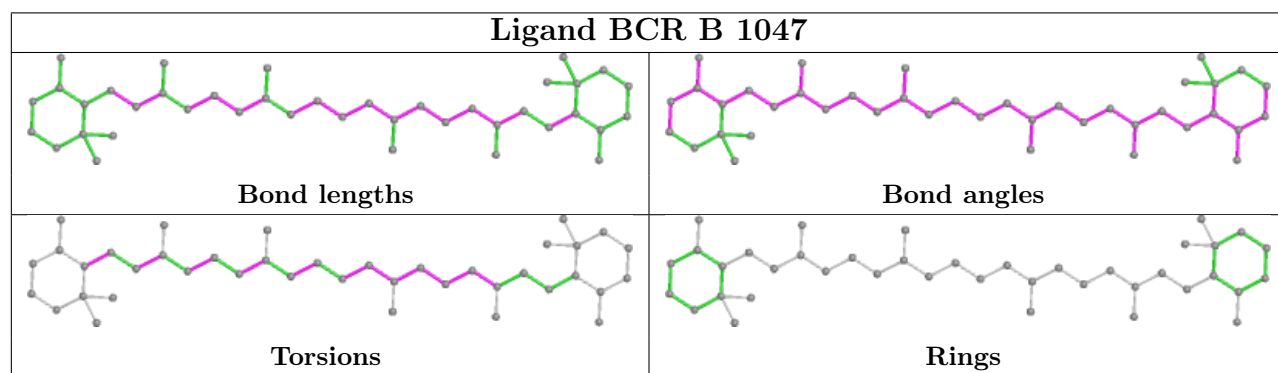
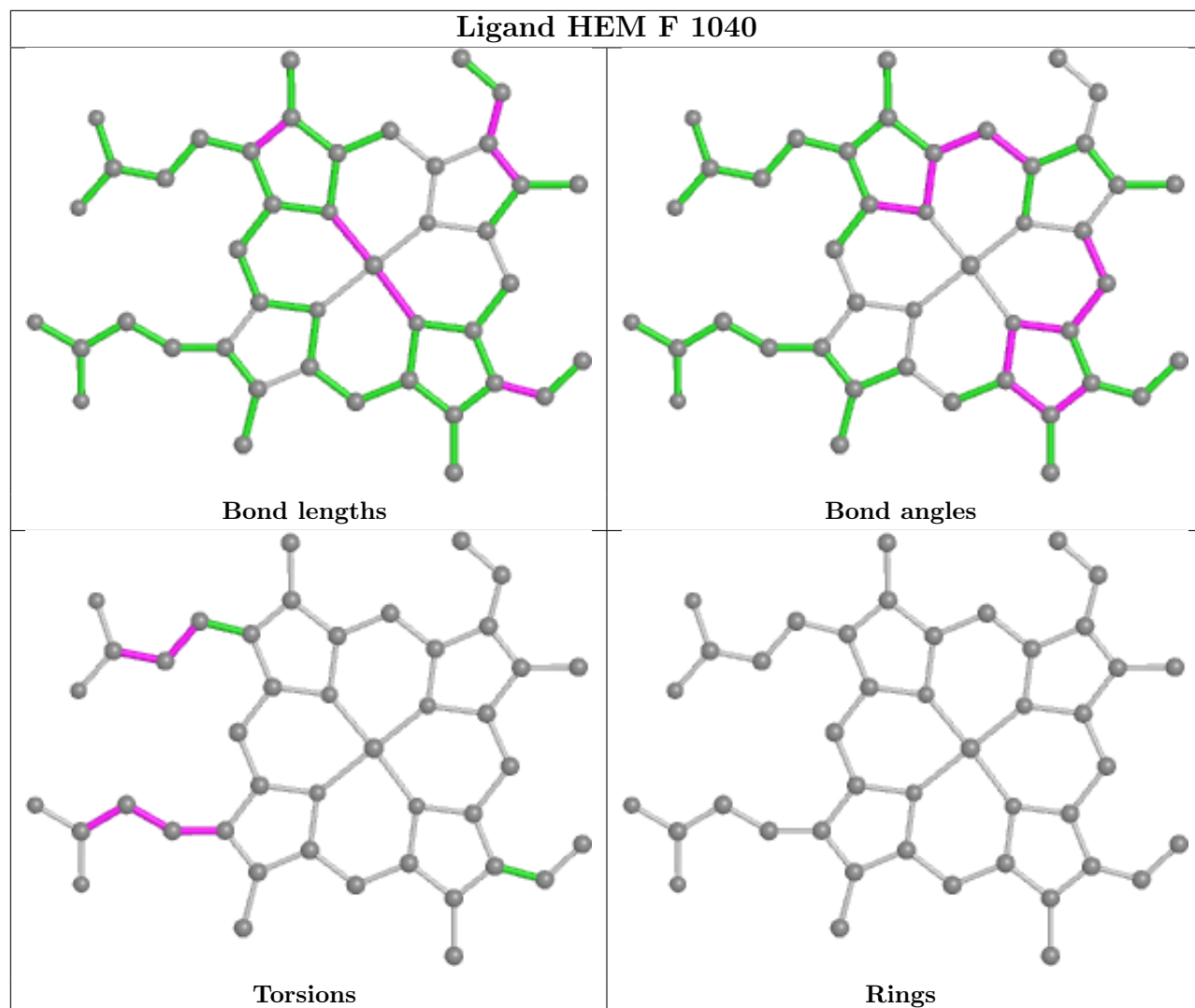


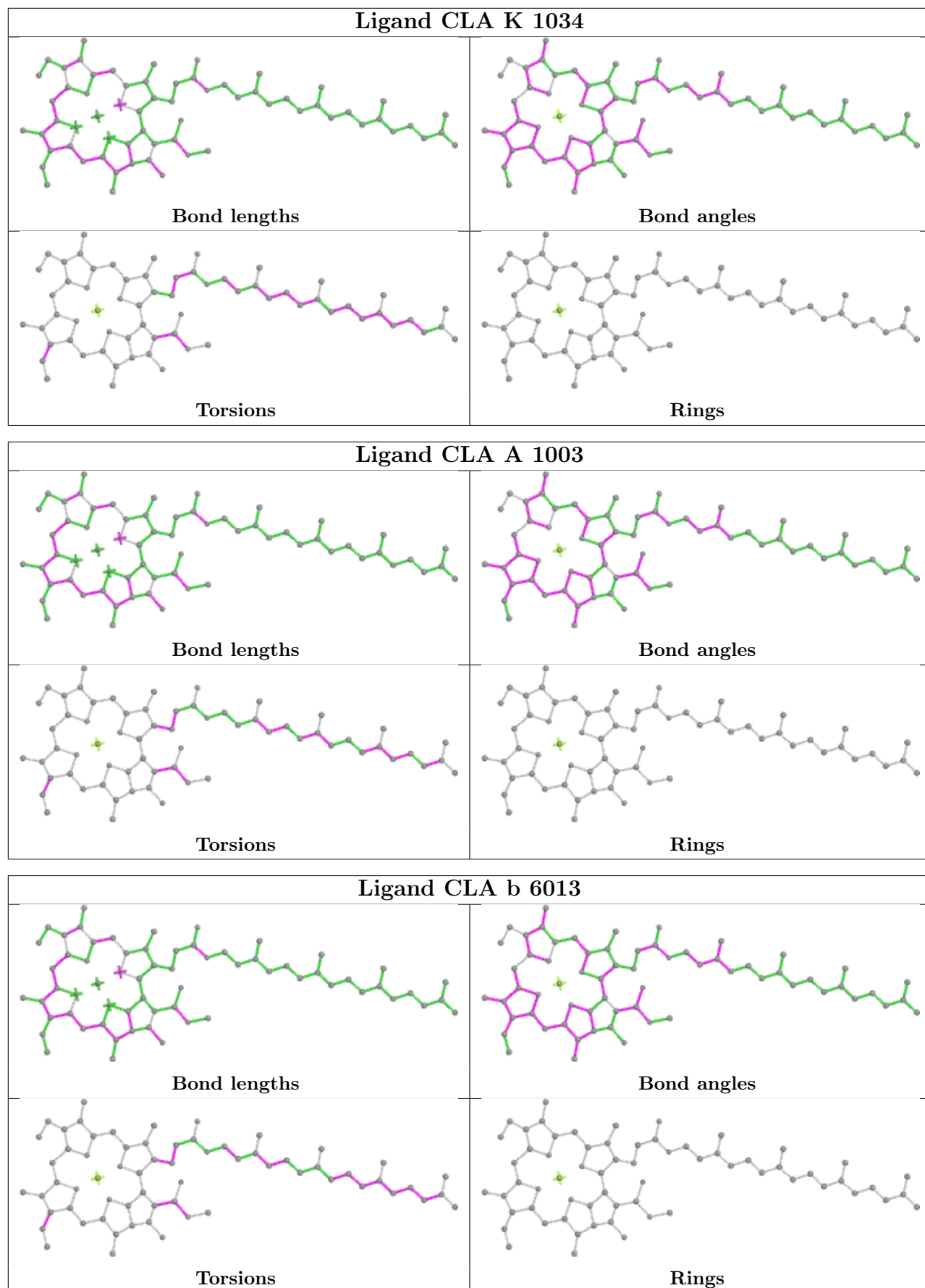


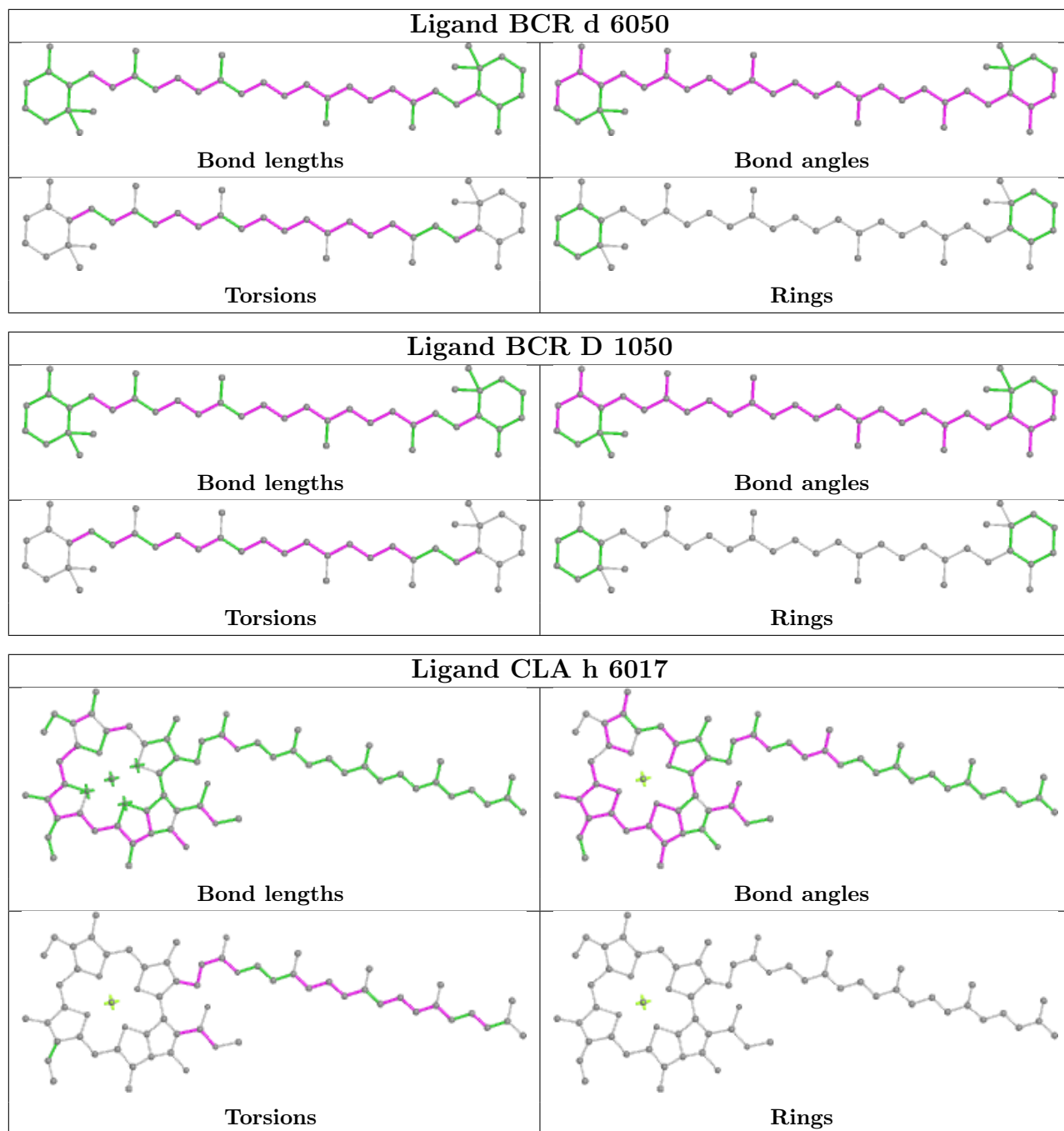





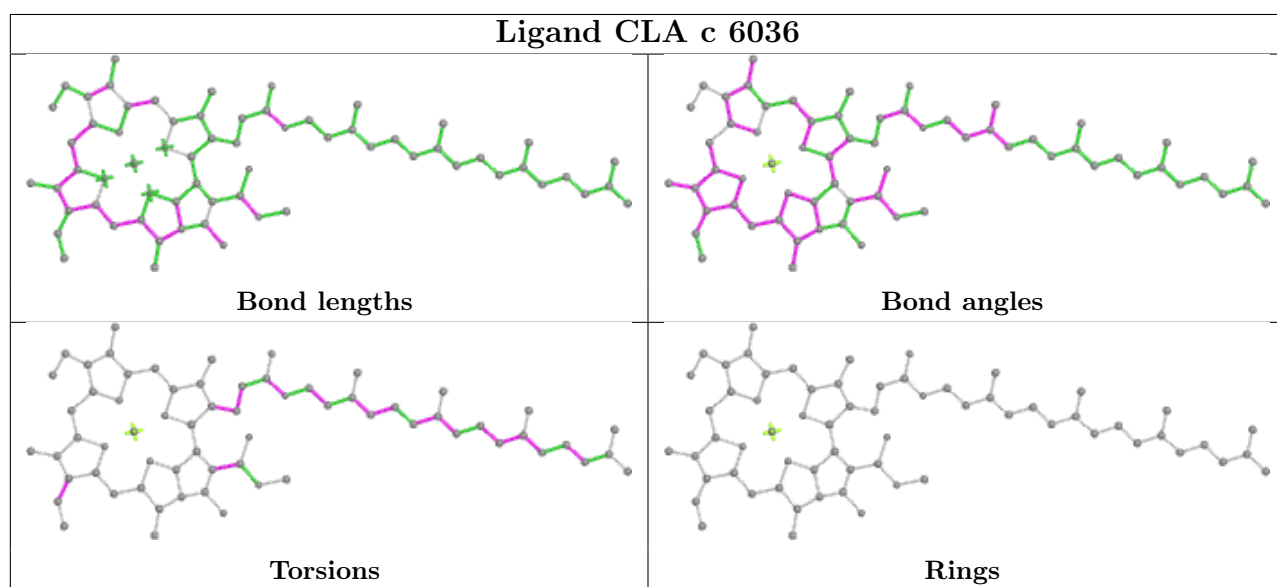
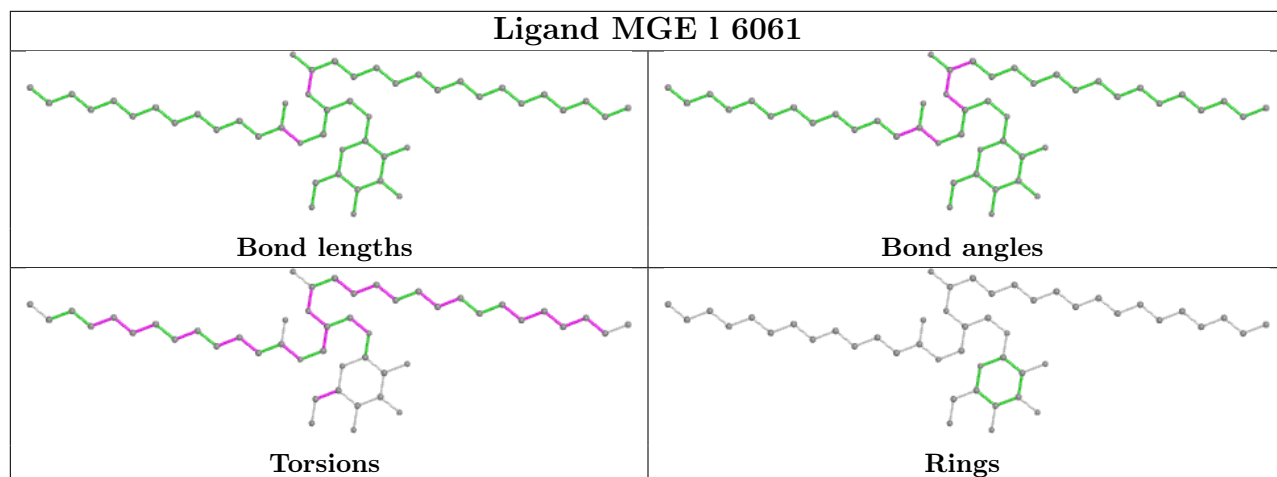
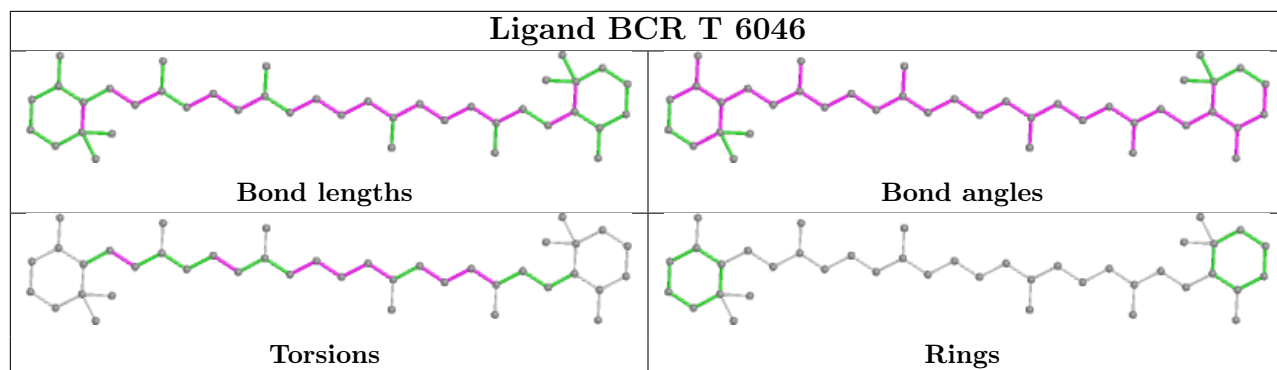


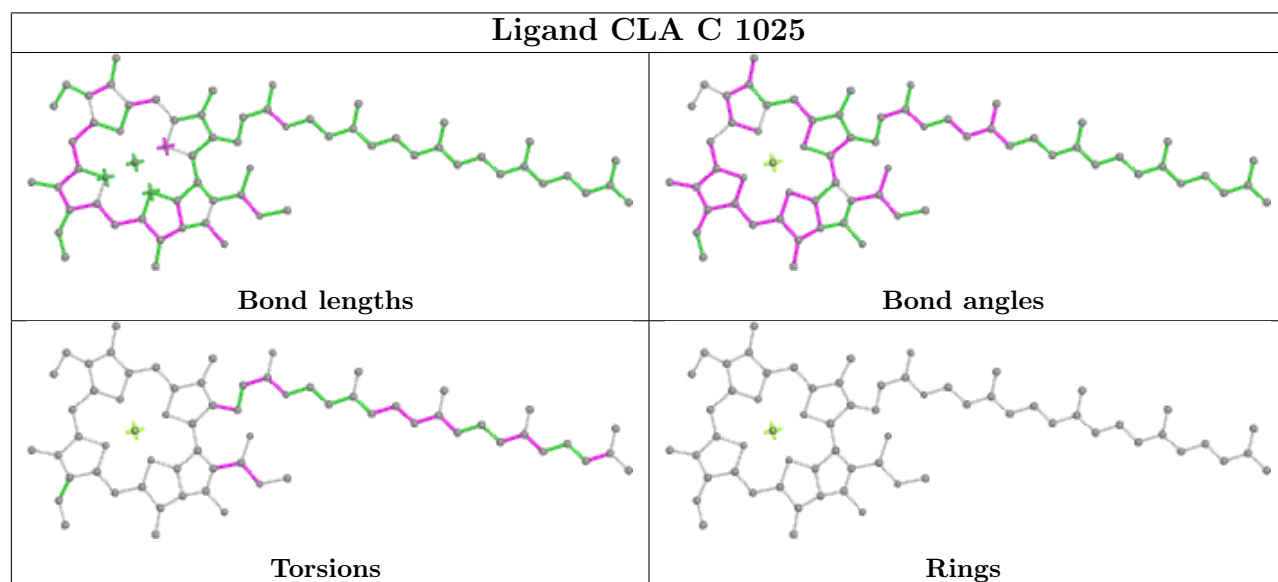
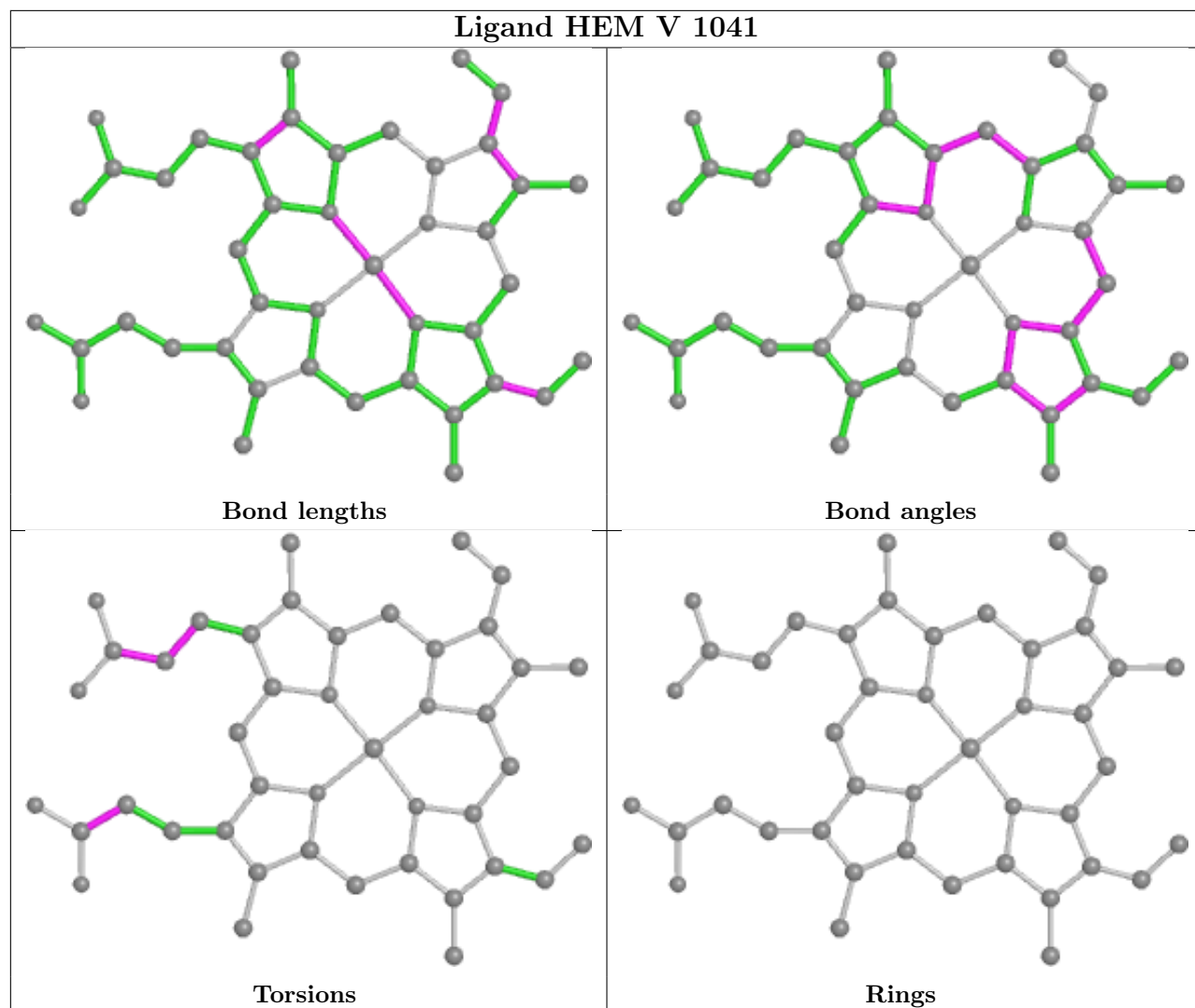


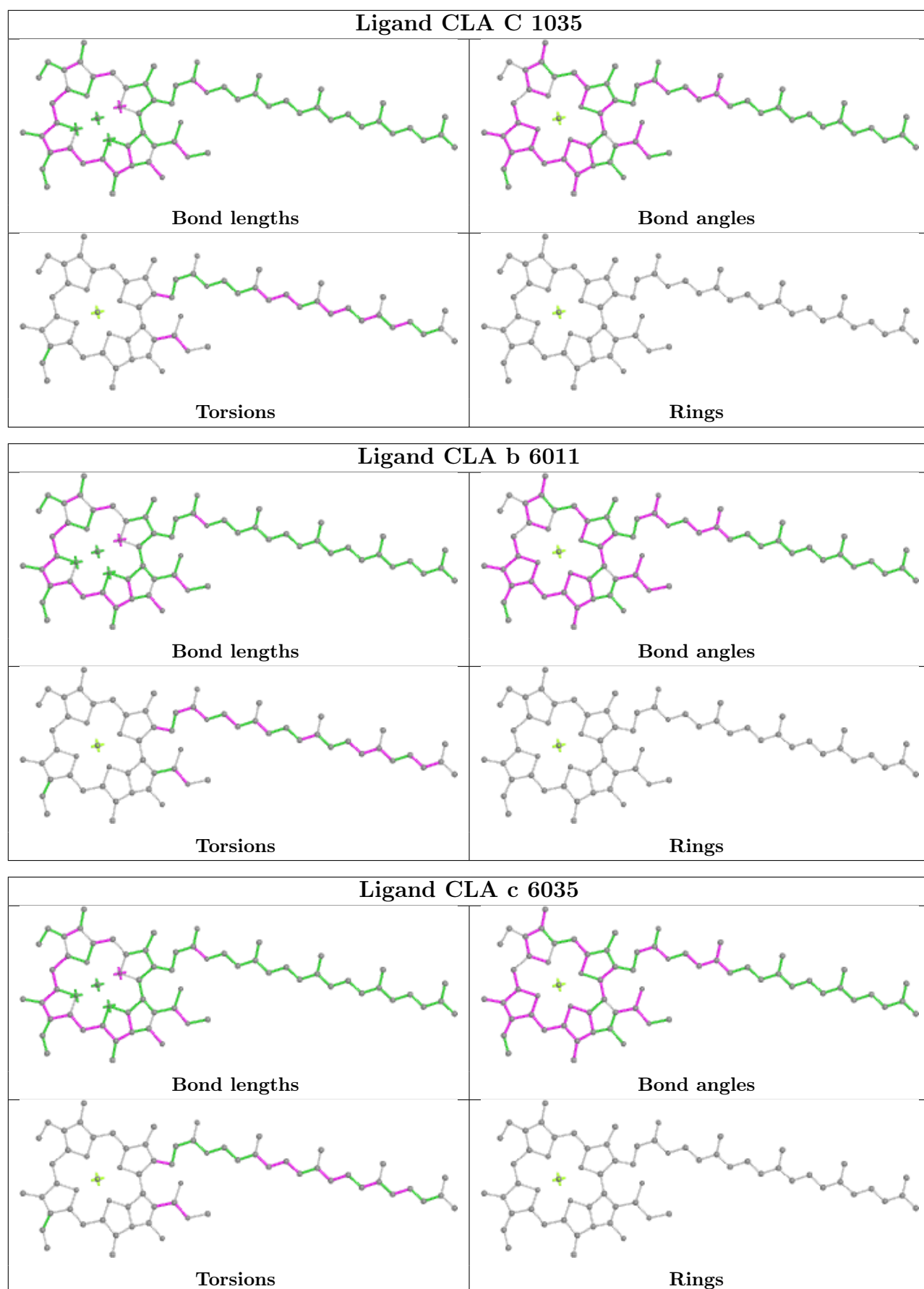


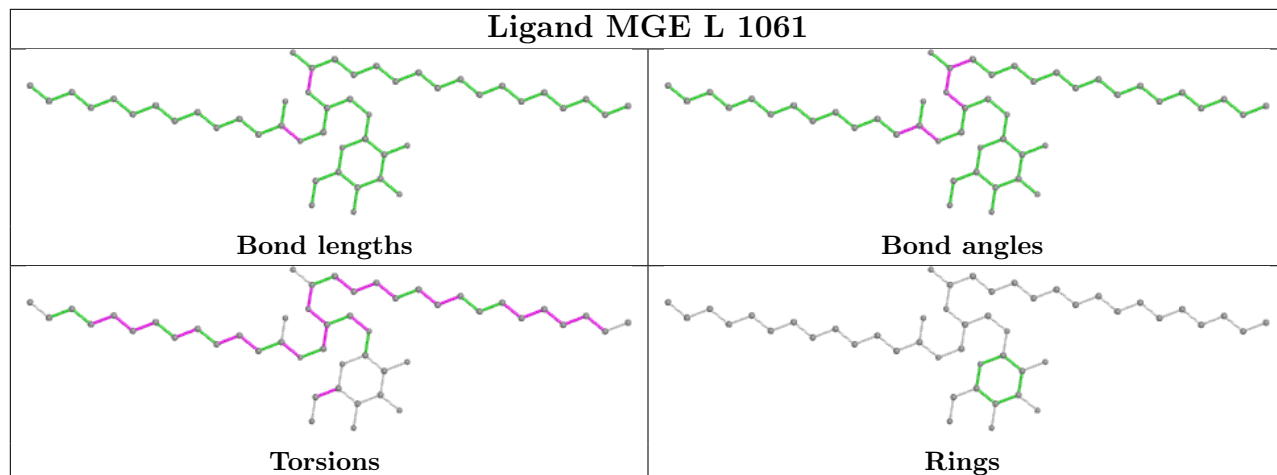
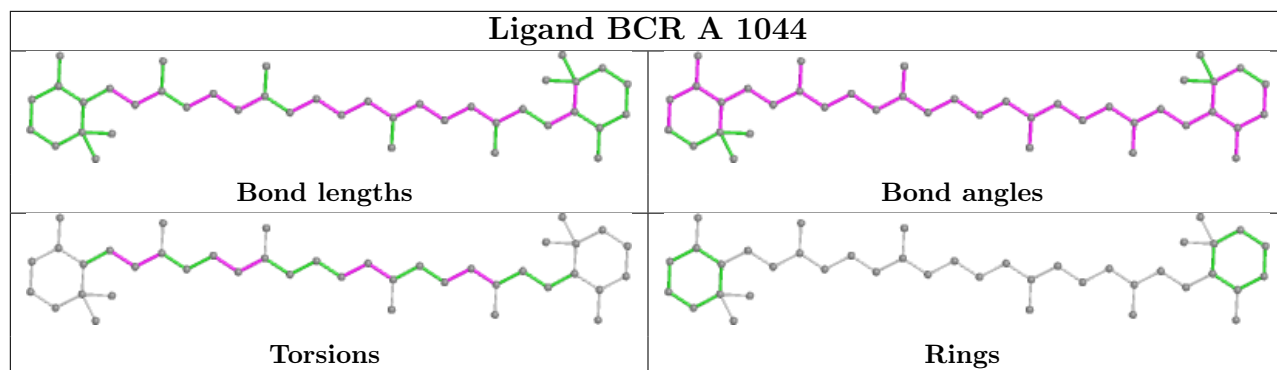


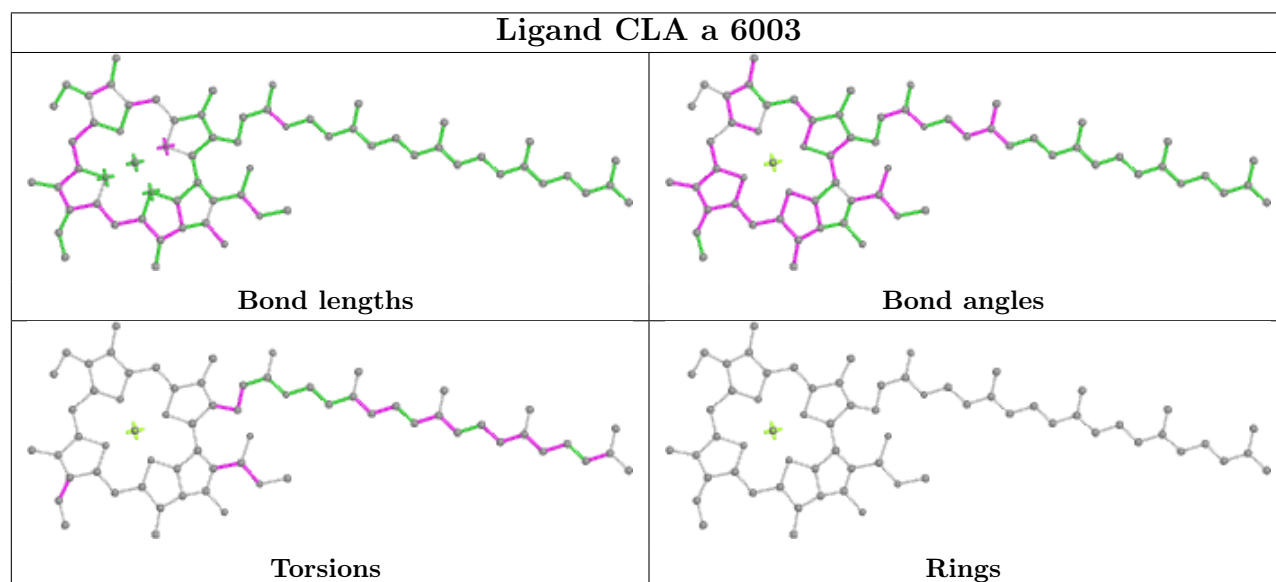
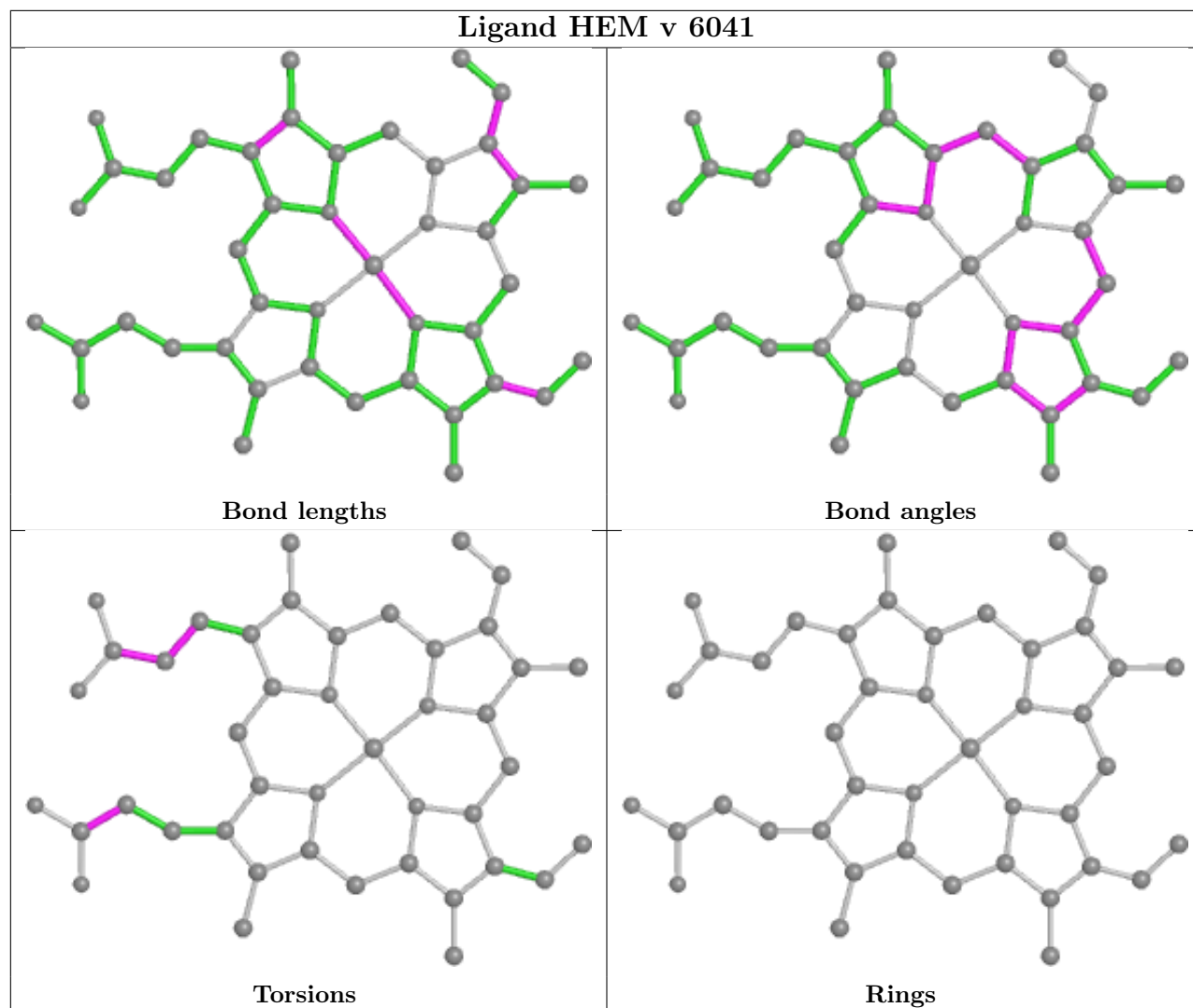


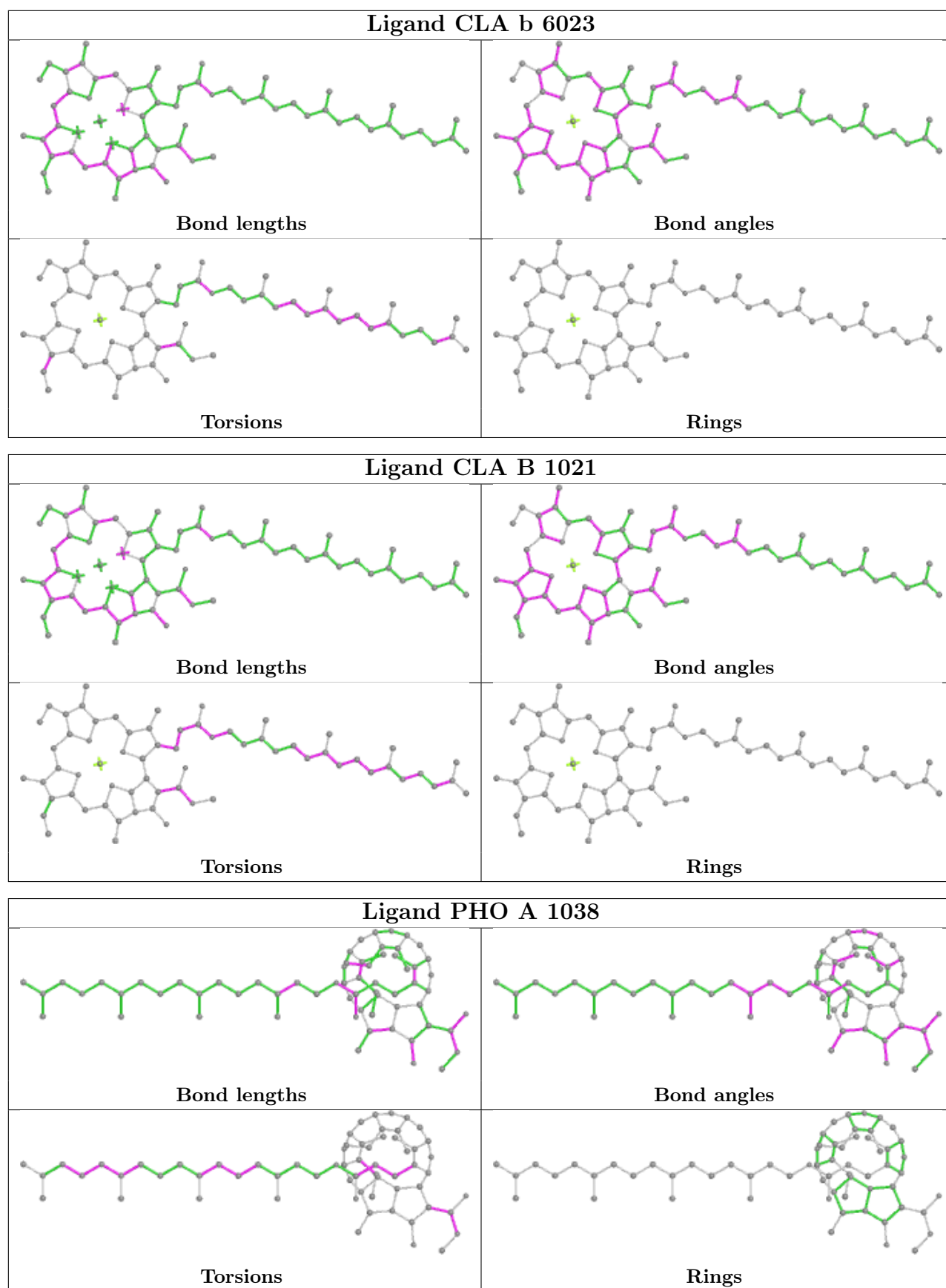


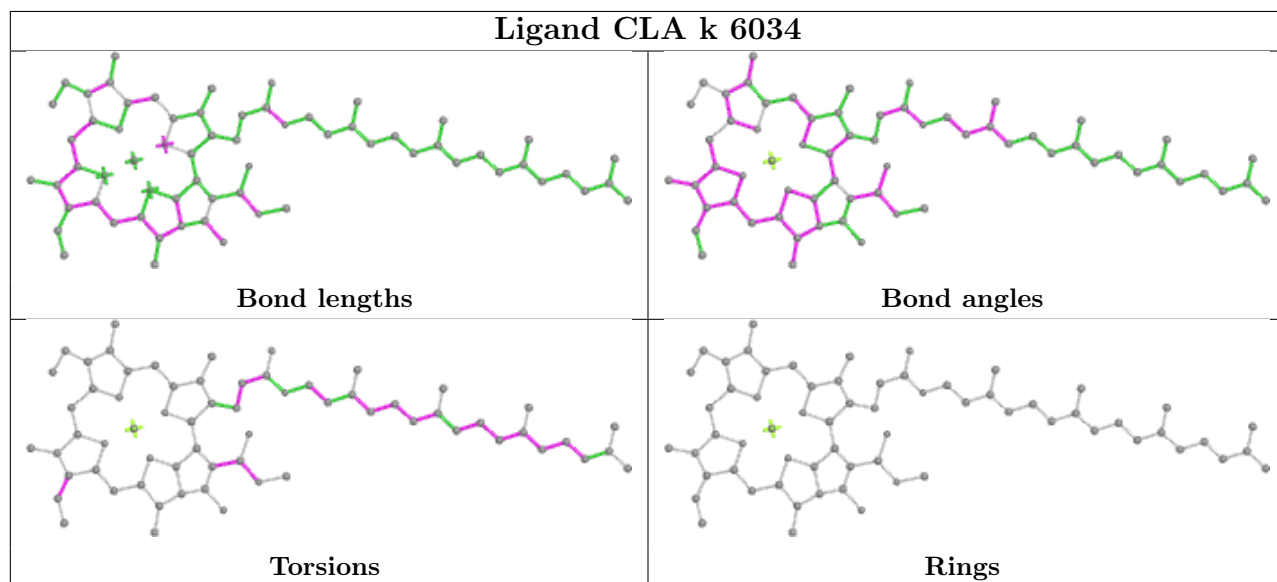
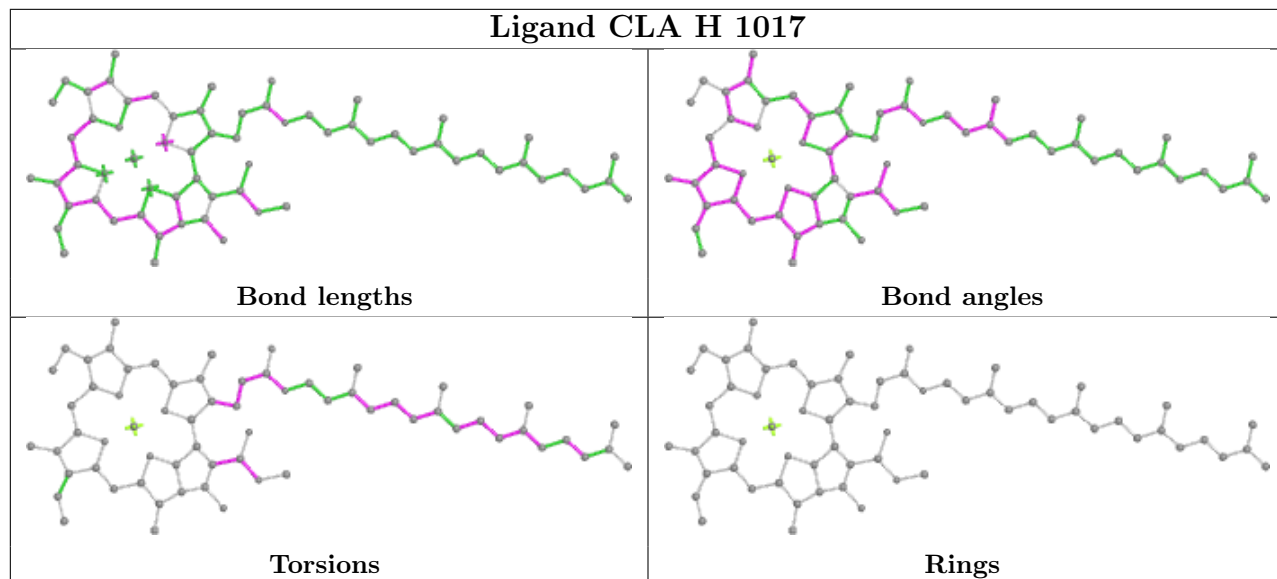
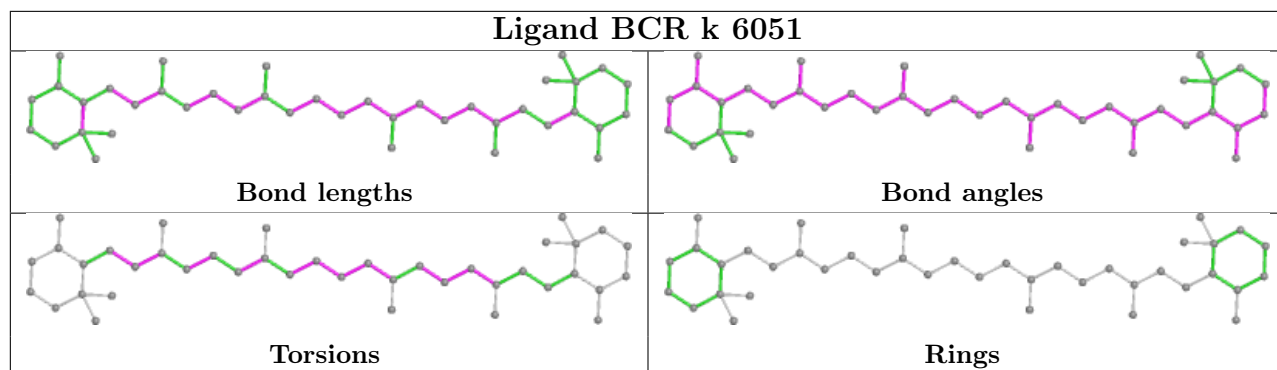


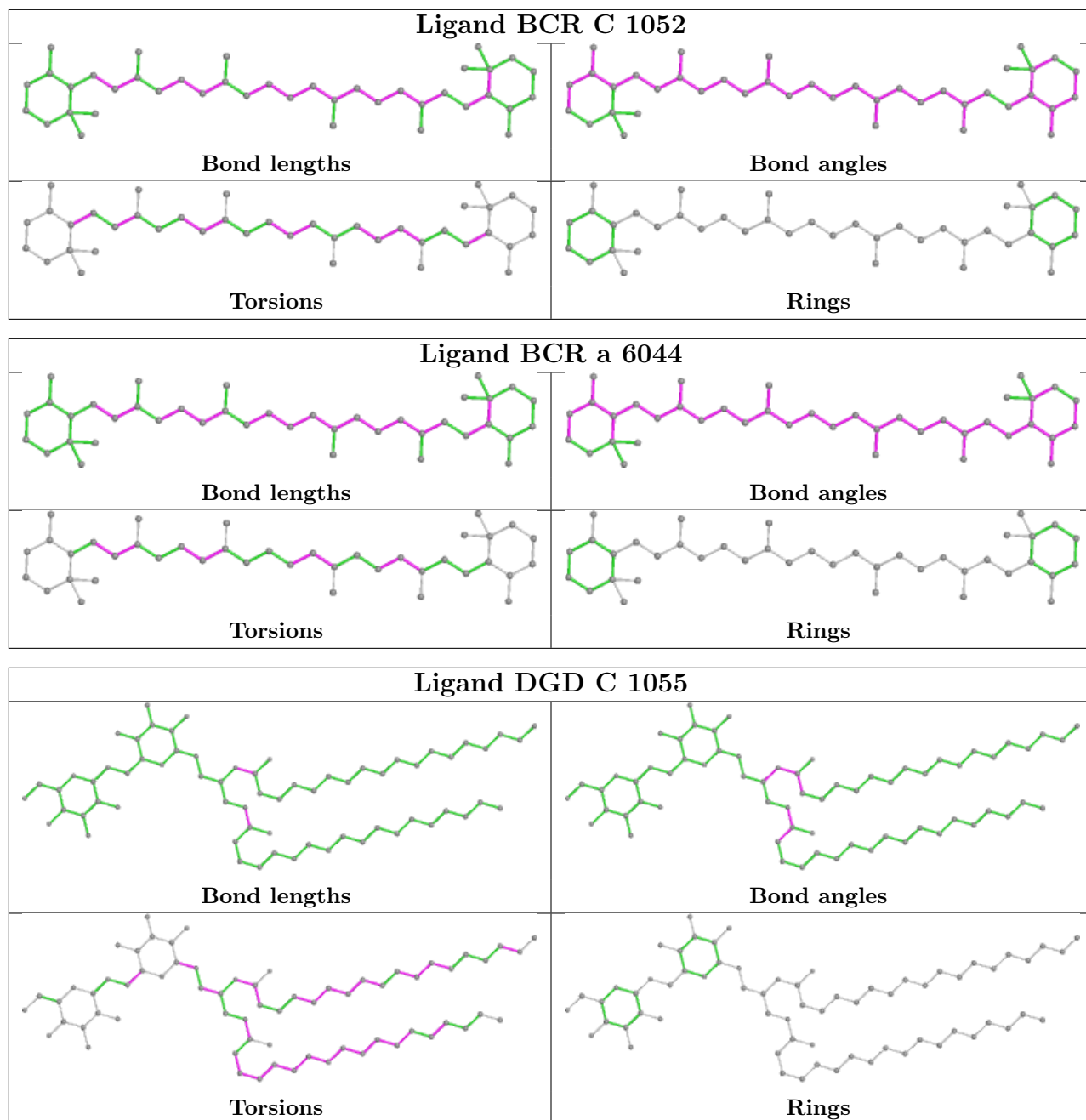


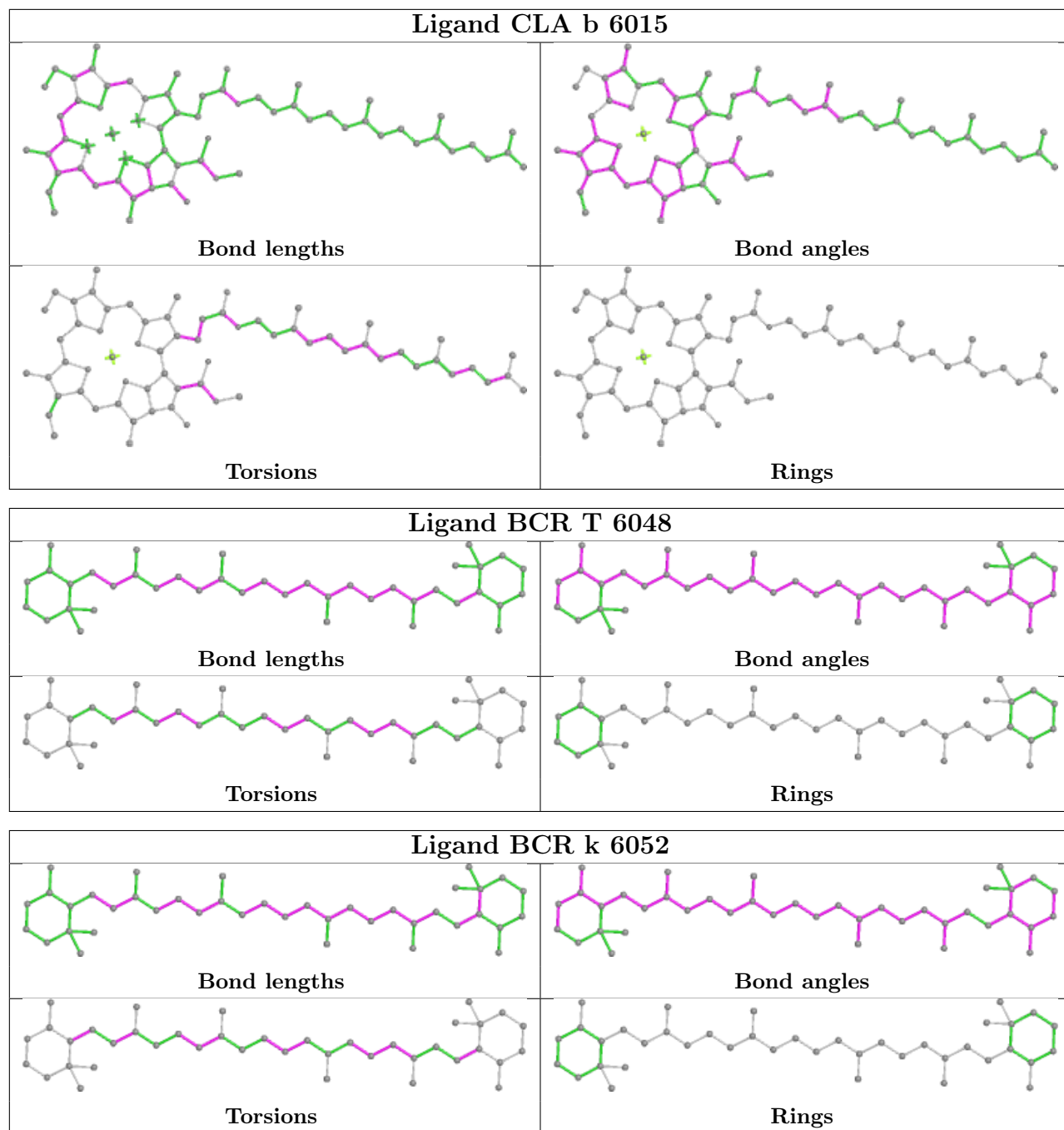


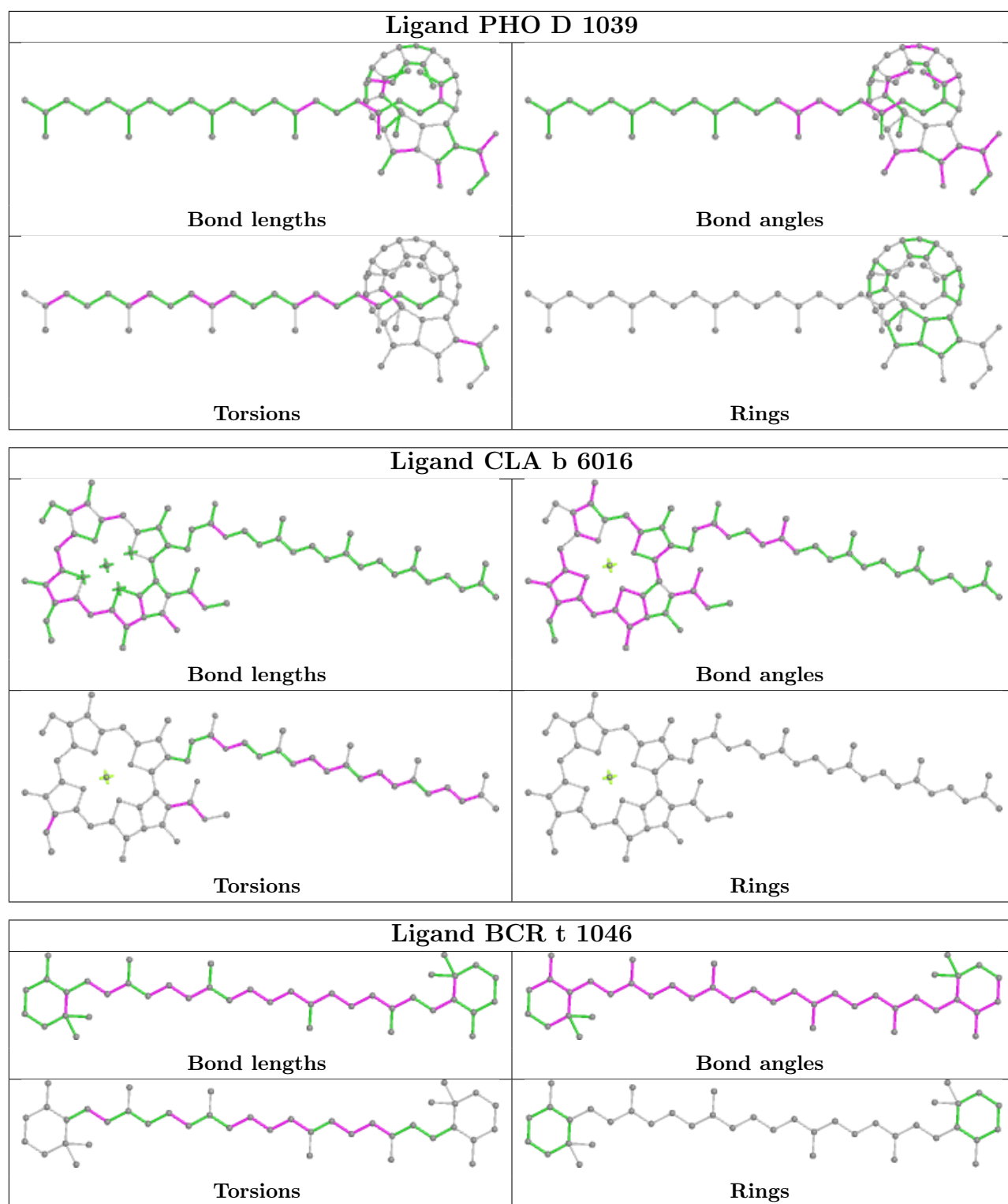


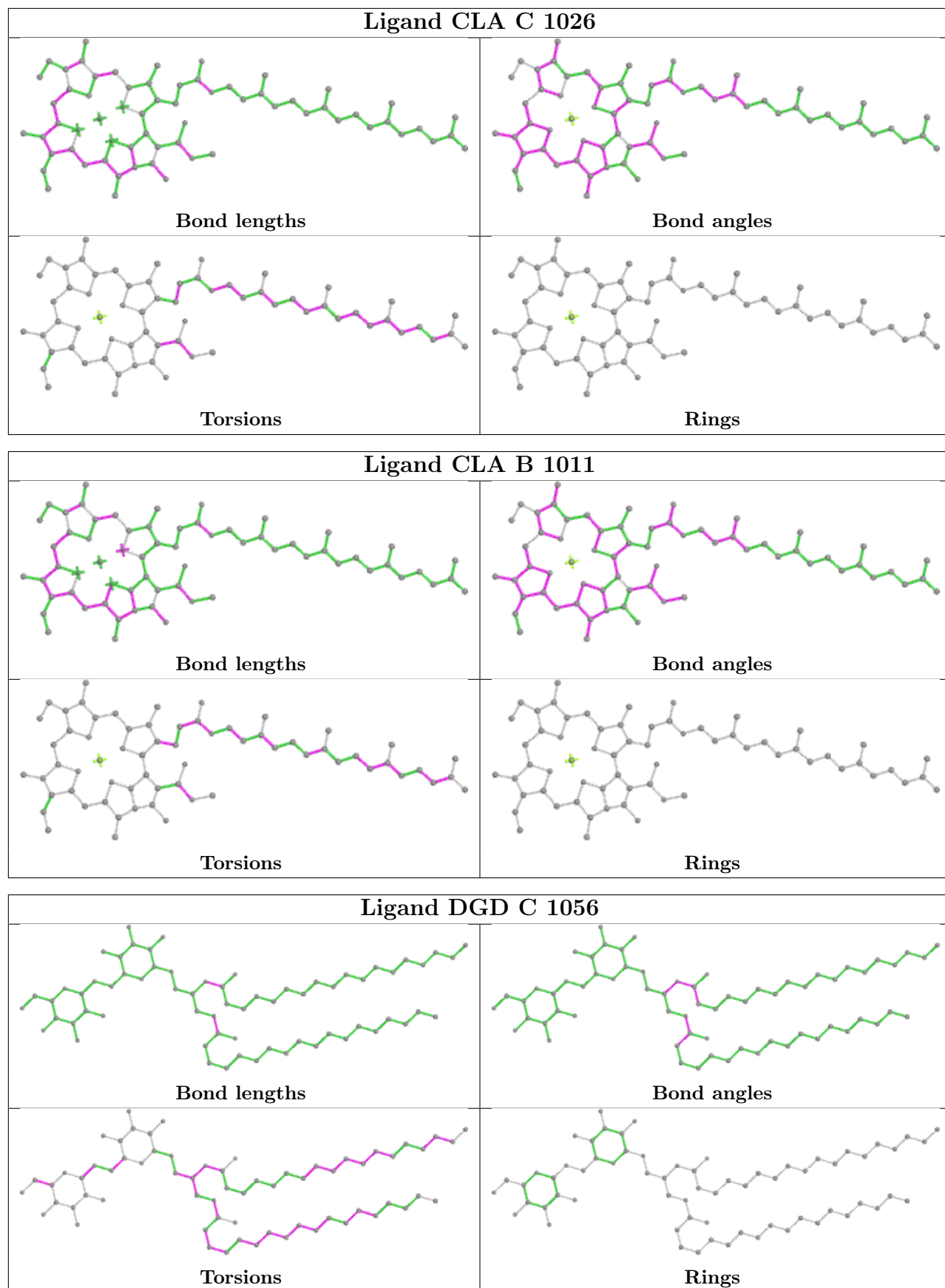


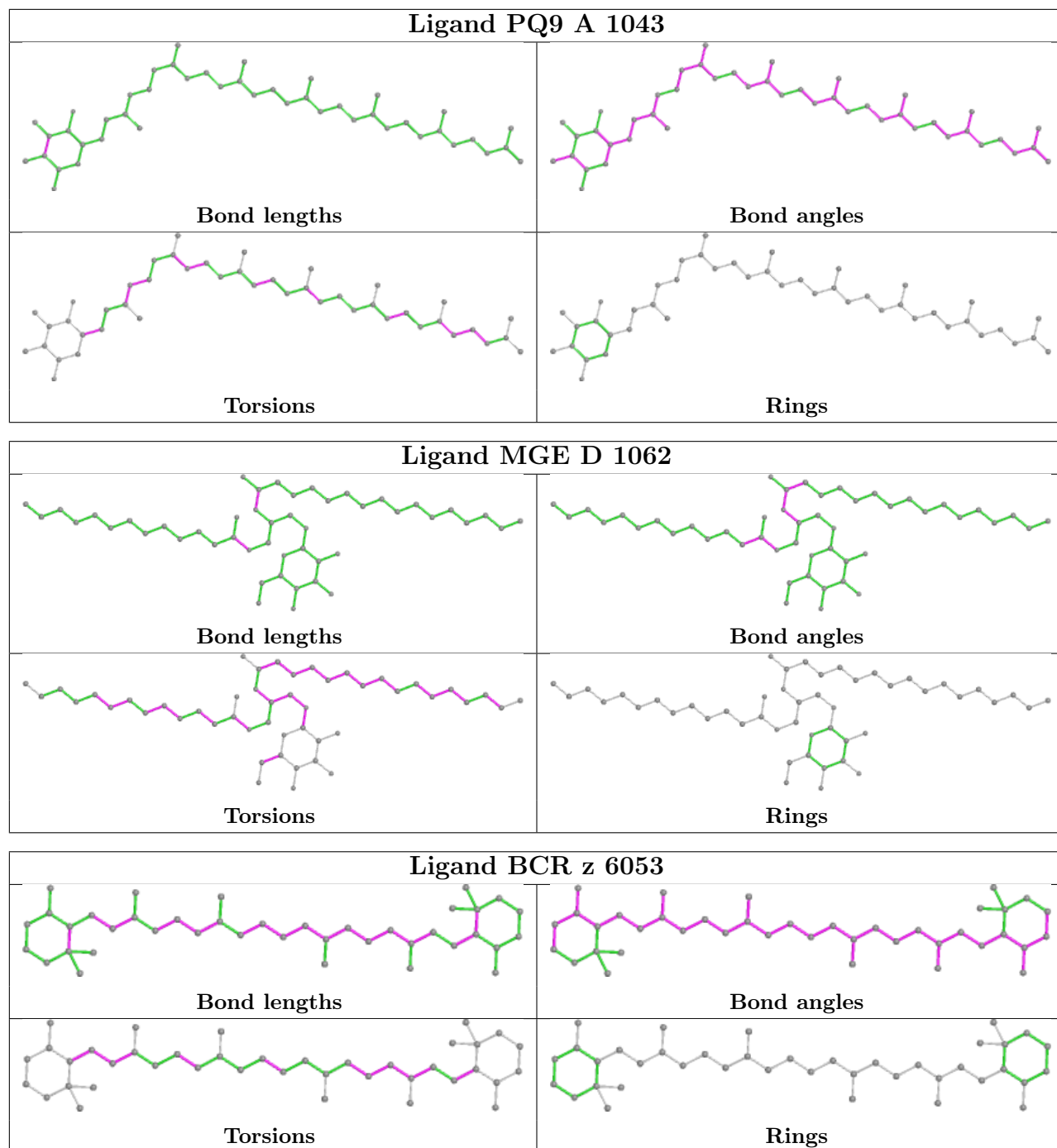


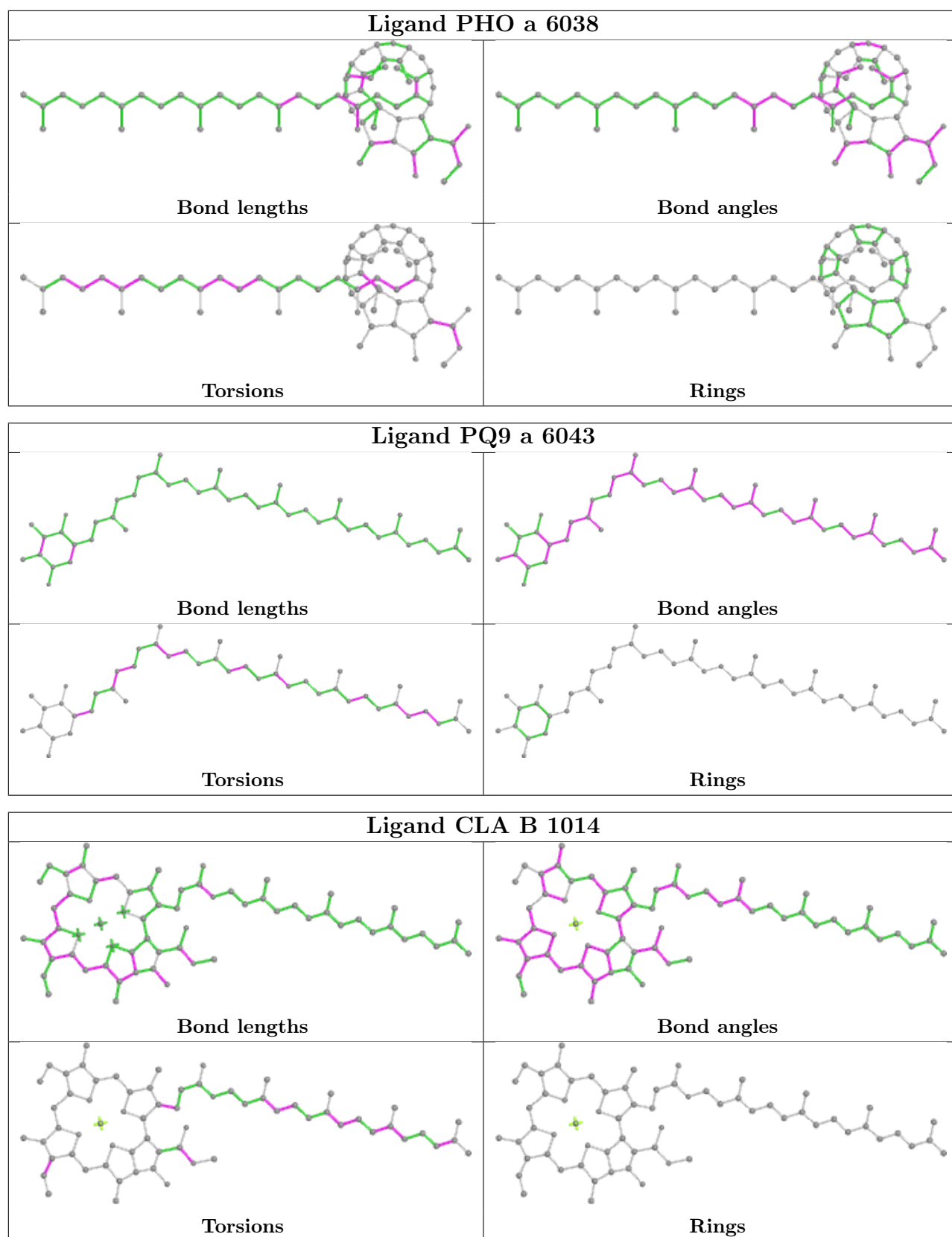


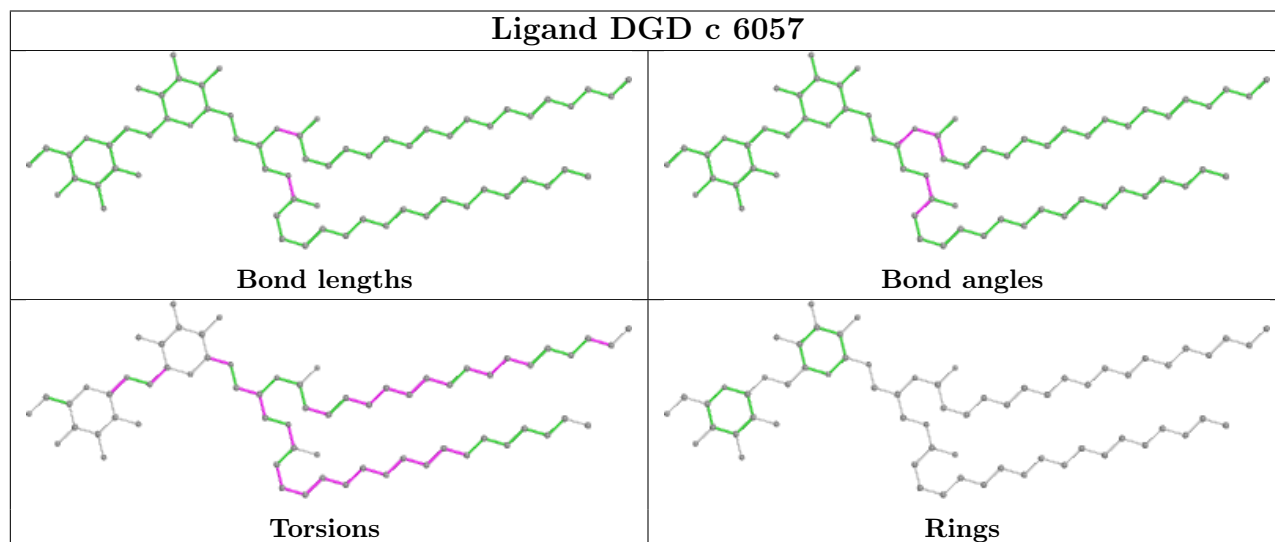
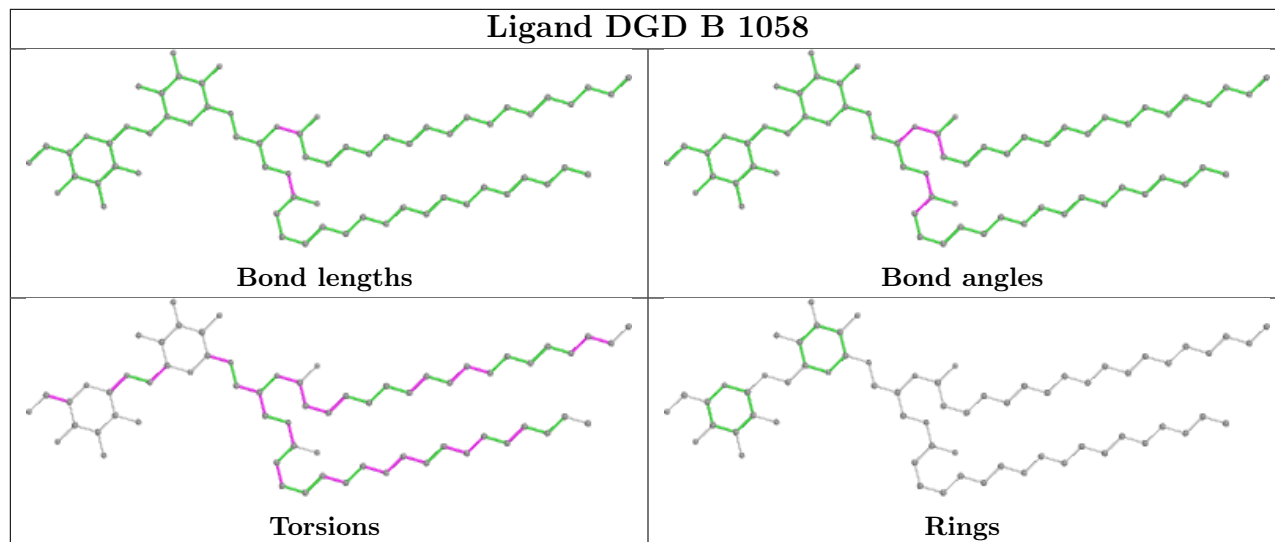
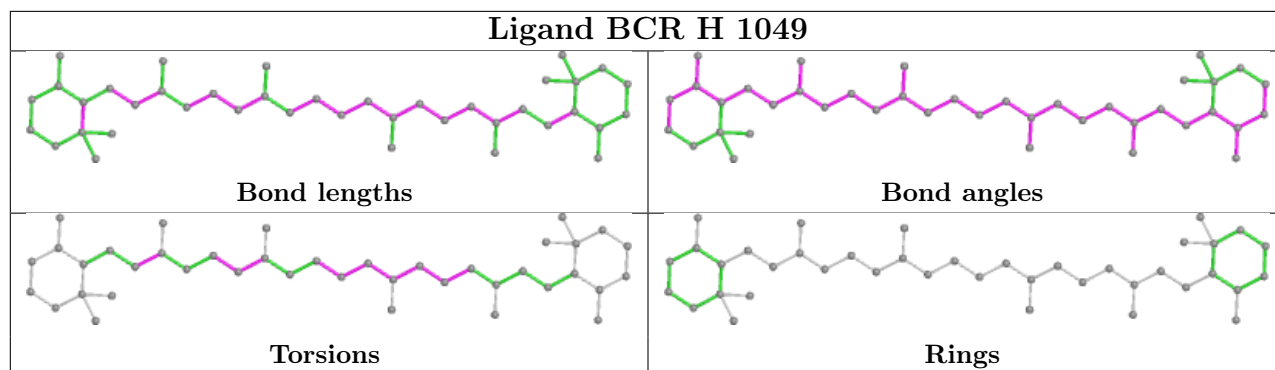


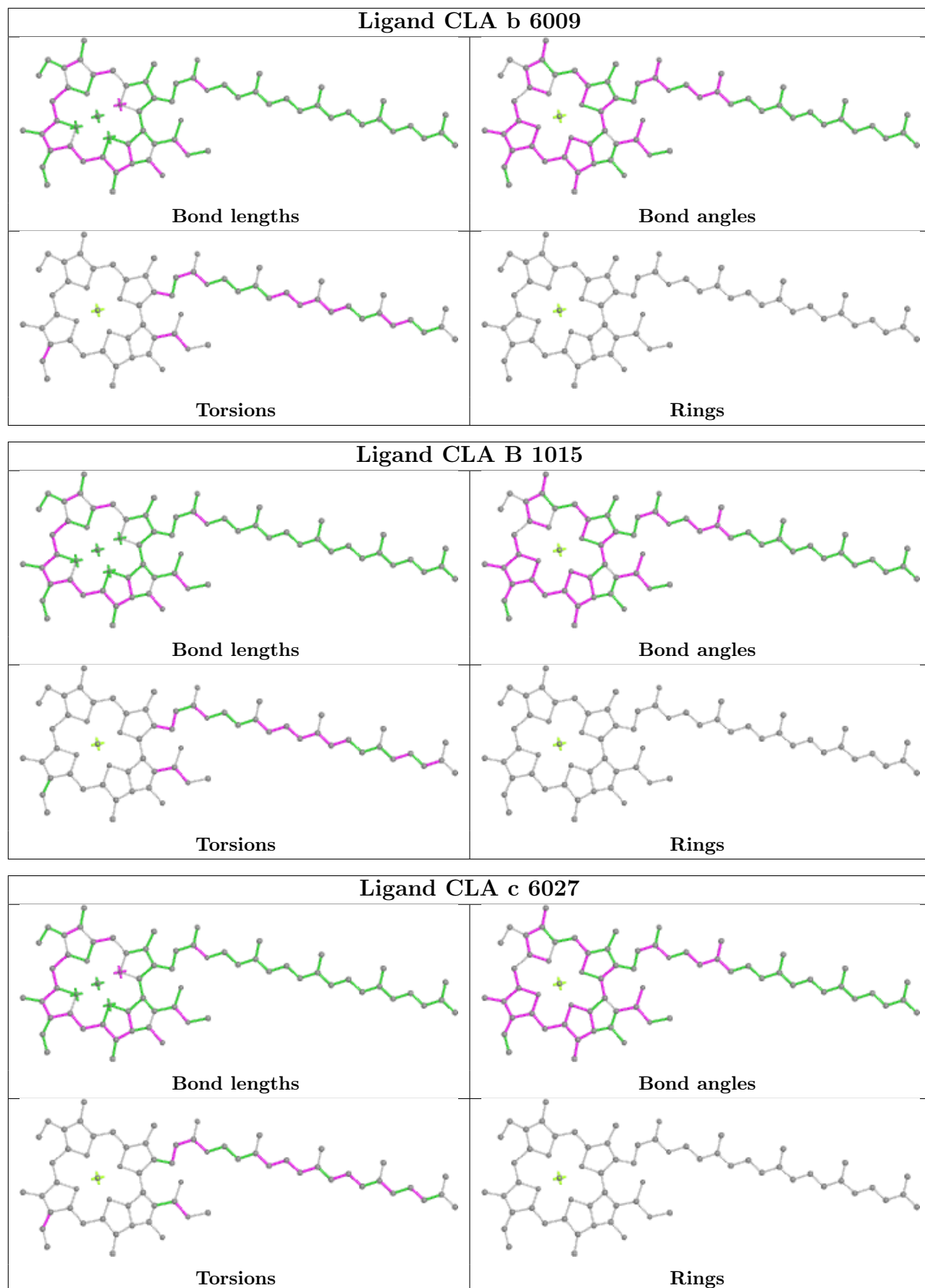


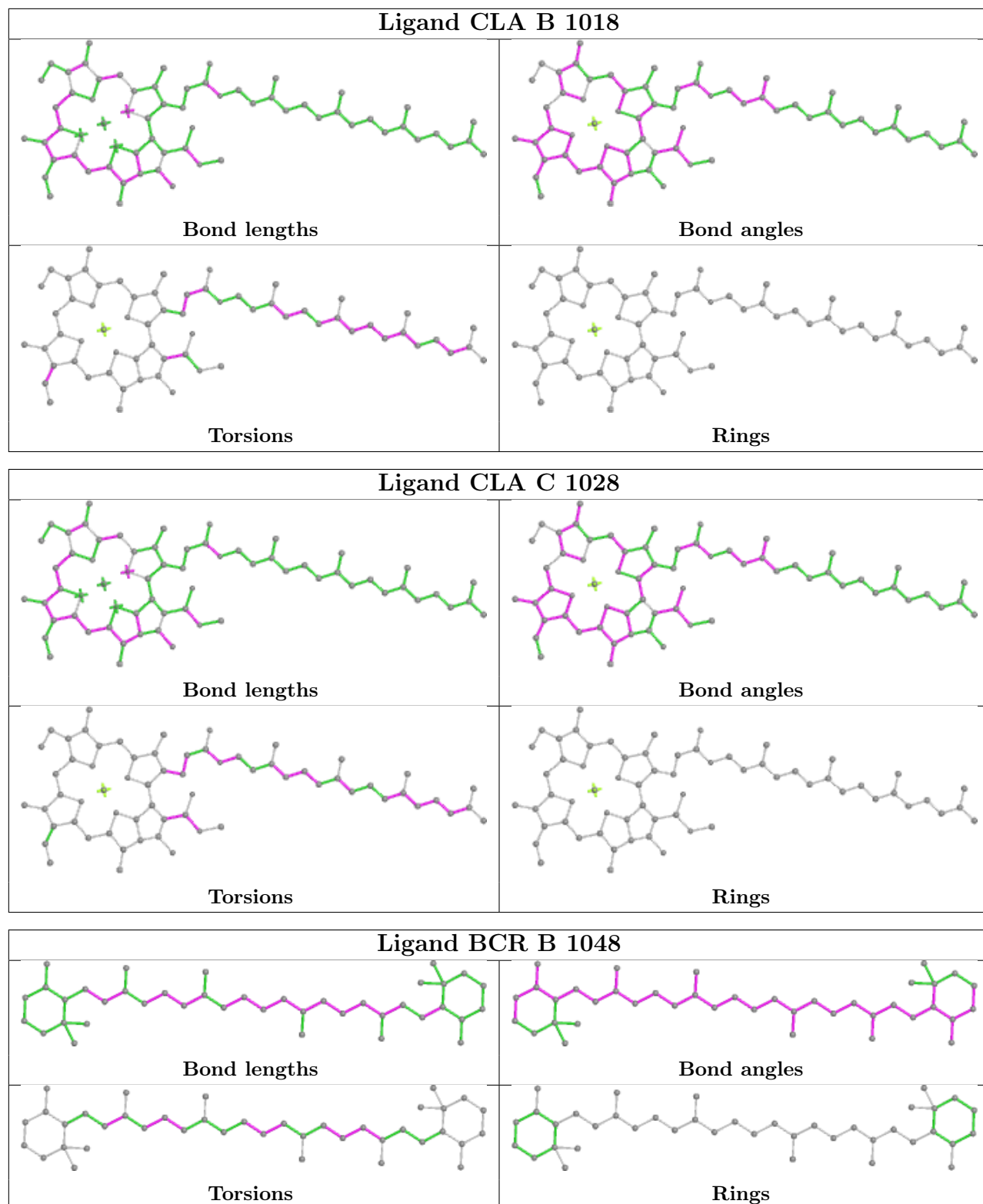


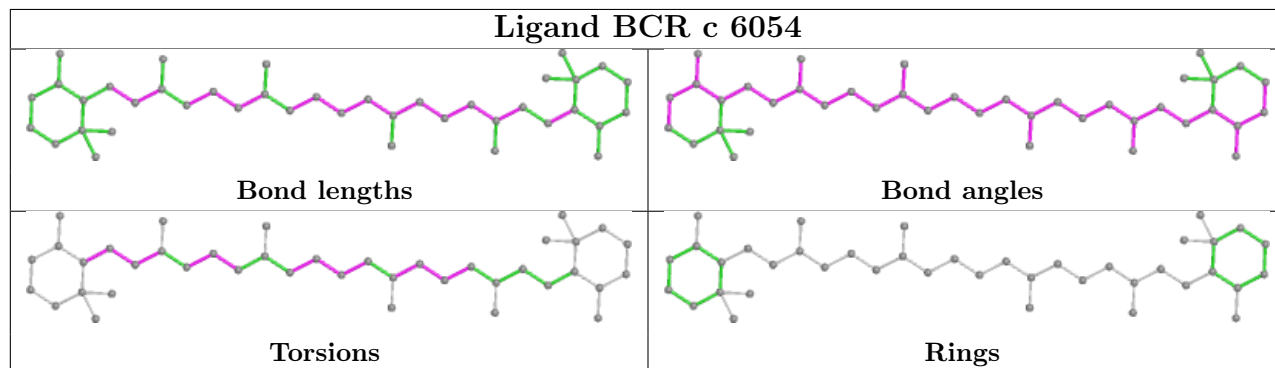
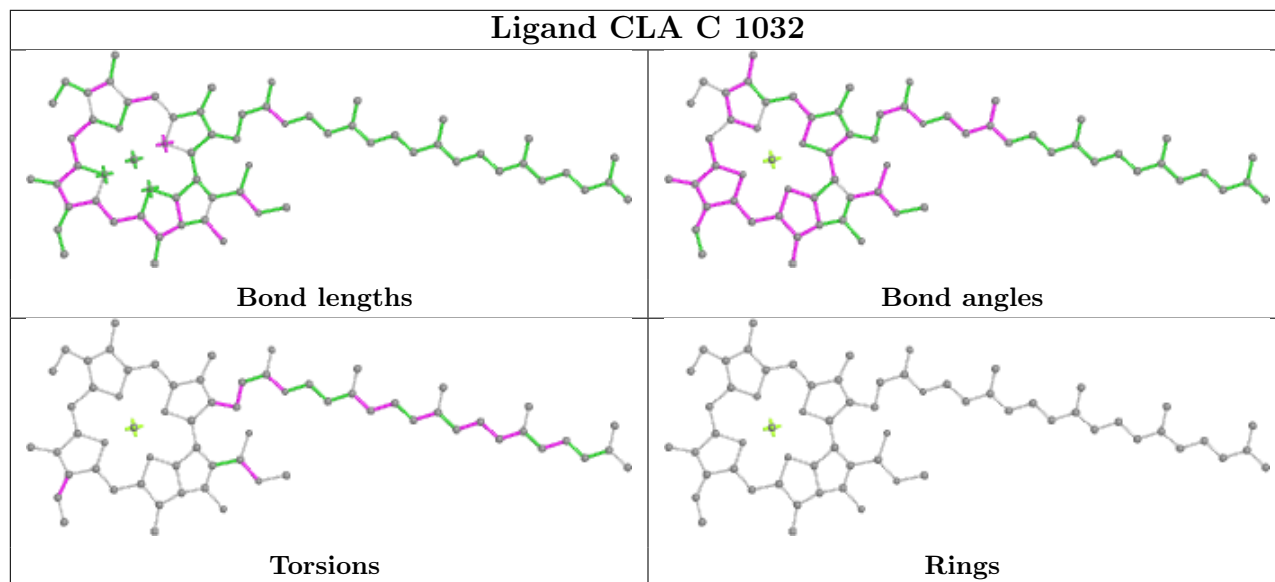
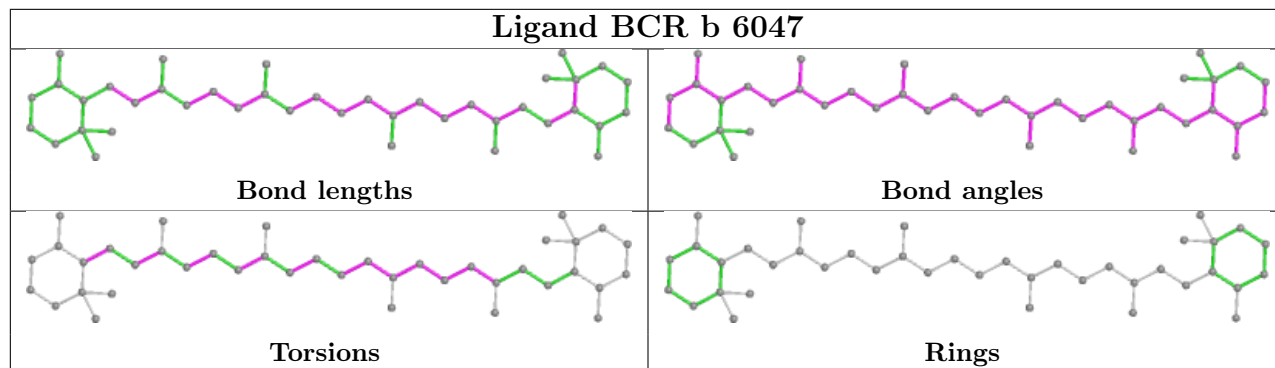
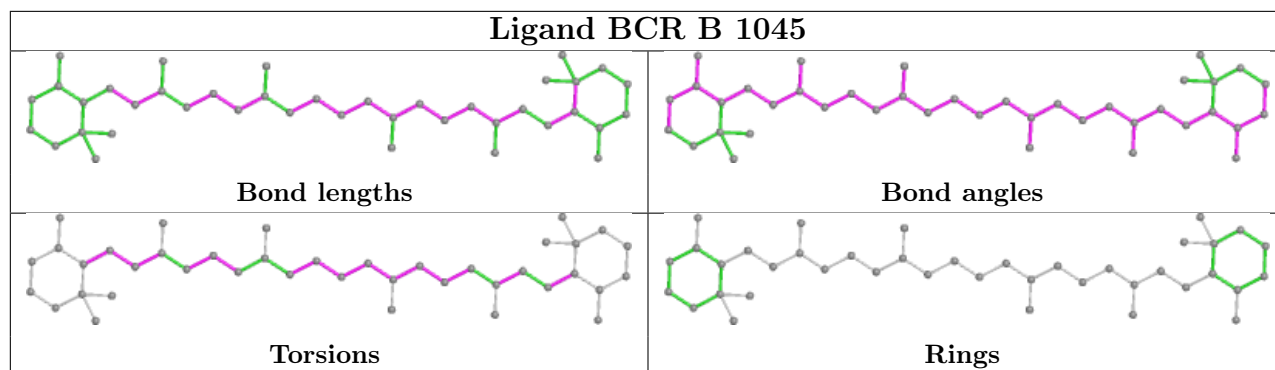


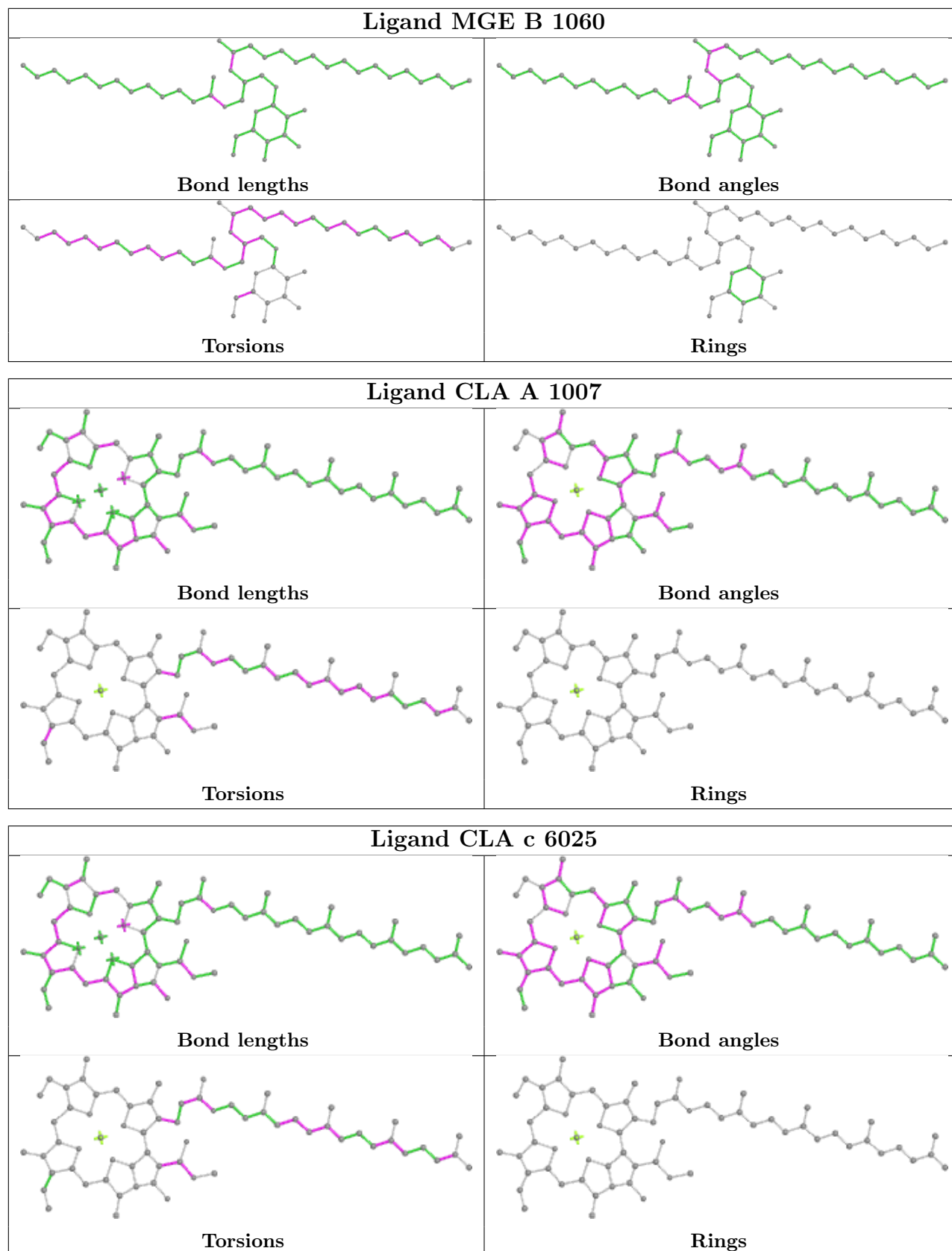


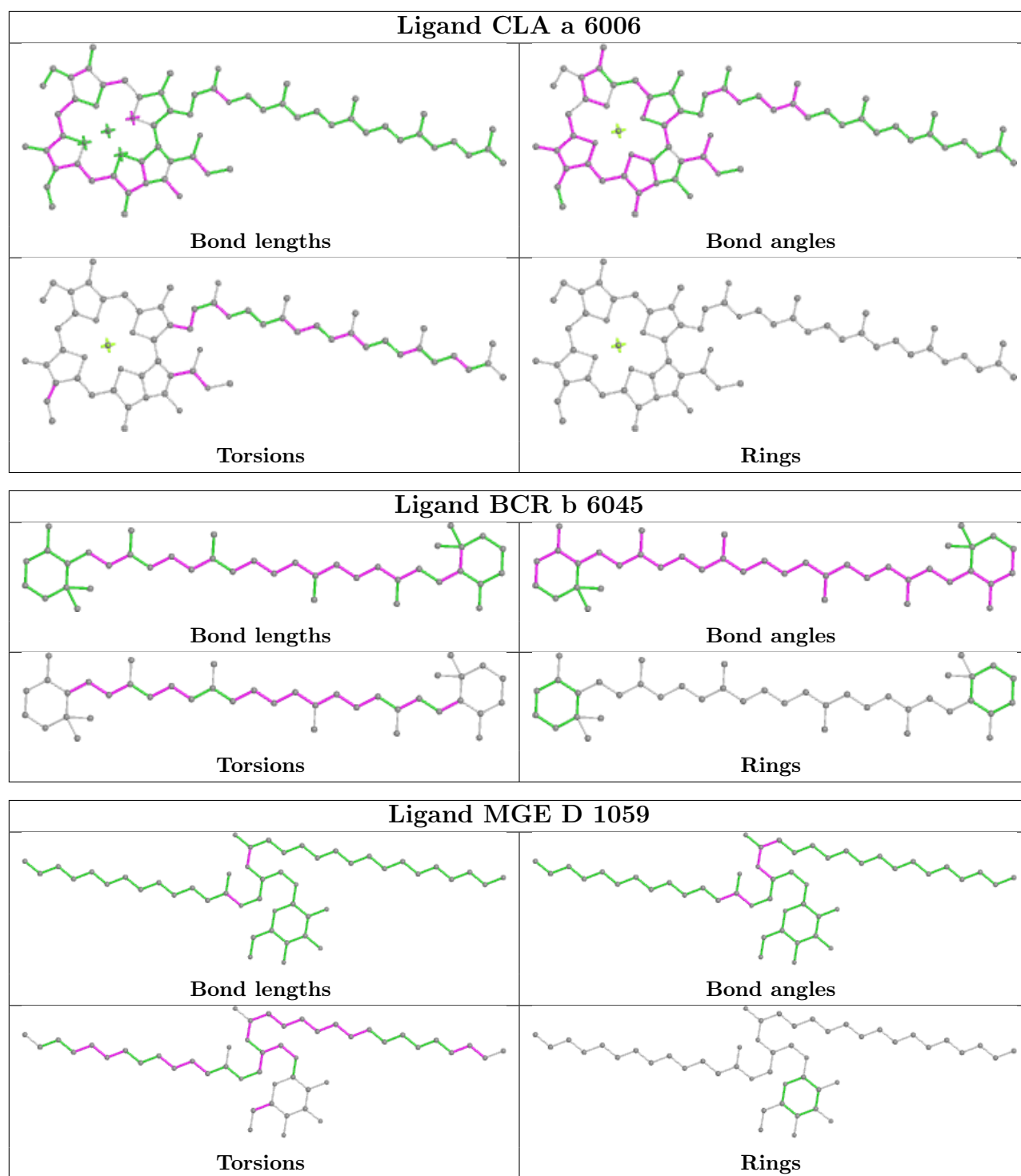












5.7 Other polymers [\(i\)](#)

There are no such residues in this entry.

5.8 Polymer linkage issues

There are no chain breaks in this entry.

6 Fit of model and data i

6.1 Protein, DNA and RNA chains i

In the following table, the column labelled ‘#RSRZ > 2’ contains the number (and percentage) of RSRZ outliers, followed by percent RSRZ outliers for the chain as percentile scores relative to all X-ray entries and entries of similar resolution. The OWAB column contains the minimum, median, 95th percentile and maximum values of the occupancy-weighted average B-factor per residue. The column labelled ‘Q < 0.9’ lists the number of (and percentage) of residues with an average occupancy less than 0.9.

Mol	Chain	Analysed	<RSRZ>	#RSRZ>2	OWAB(Å ²)	Q<0.9
1	A	335/344 (97%)	-0.57	0 100 100	135, 156, 186, 200	0
1	a	335/344 (97%)	-0.63	1 (0%) 94 90	135, 156, 186, 200	0
2	B	488/488 (100%)	-0.57	0 100 100	133, 156, 180, 191	0
2	b	488/488 (100%)	-0.55	1 (0%) 95 93	133, 156, 180, 191	0
3	C	447/447 (100%)	-0.56	2 (0%) 92 87	138, 165, 181, 193	0
3	c	447/447 (100%)	-0.44	1 (0%) 95 93	138, 165, 181, 193	0
4	D	340/340 (100%)	-0.60	3 (0%) 84 77	134, 156, 179, 192	0
4	d	340/340 (100%)	-0.61	0 100 100	134, 156, 179, 192	0
5	E	82/83 (98%)	-0.50	0 100 100	153, 172, 191, 198	0
5	e	82/83 (98%)	-0.33	3 (3%) 41 32	153, 172, 191, 198	0
6	F	35/44 (79%)	-0.43	0 100 100	153, 167, 187, 191	0
6	f	35/44 (79%)	-0.37	2 (5%) 23 20	153, 167, 187, 191	0
7	H	64/64 (100%)	-0.49	0 100 100	154, 163, 175, 185	0
7	h	64/64 (100%)	-0.34	1 (1%) 72 62	154, 163, 175, 185	0
8	I	35/35 (100%)	-0.14	1 (2%) 51 41	152, 169, 196, 201	0
8	i	35/35 (100%)	-0.09	0 100 100	152, 169, 196, 201	0
9	J	34/40 (85%)	-0.66	0 100 100	155, 162, 184, 192	0
9	j	34/40 (85%)	-0.66	0 100 100	155, 162, 184, 192	0
10	K	36/36 (100%)	-0.67	0 100 100	144, 168, 182, 185	0
10	k	36/36 (100%)	-0.53	0 100 100	156, 170, 182, 192	0
11	L	37/37 (100%)	-0.43	0 100 100	138, 160, 191, 197	0
11	l	37/37 (100%)	-0.30	1 (2%) 54 44	138, 160, 191, 197	0
12	M	36/36 (100%)	-0.36	1 (2%) 53 42	131, 146, 188, 194	0
12	m	36/36 (100%)	-0.57	0 100 100	131, 146, 188, 194	0

Continued on next page...

Continued from previous page...

Mol	Chain	Analysed	<RSRZ>	#RSRZ>2	OWAB(Å ²)	Q<0.9
13	O	242/242 (100%)	-0.46	1 (0%) 92 87	139, 160, 181, 187	0
13	o	242/242 (100%)	-0.46	2 (0%) 86 79	139, 160, 181, 187	0
14	T	30/30 (100%)	-0.67	0 100 100	124, 143, 186, 191	0
14	t	30/30 (100%)	-0.79	0 100 100	131, 143, 186, 191	0
15	U	98/98 (100%)	-0.58	0 100 100	139, 155, 165, 173	0
15	u	98/98 (100%)	-0.63	1 (1%) 82 74	139, 155, 165, 173	0
16	V	137/137 (100%)	-0.54	0 100 100	144, 162, 173, 178	0
16	v	137/137 (100%)	-0.56	0 100 100	144, 162, 173, 178	0
17	X	34/34 (100%)	-0.77	0 100 100	173, 181, 198, 201	0
17	x	34/34 (100%)	-0.48	1 (2%) 51 41	173, 181, 198, 201	0
18	Y	28/28 (100%)	0.06	0 100 100	187, 199, 208, 210	0
18	y	28/28 (100%)	-0.30	0 100 100	187, 199, 208, 210	0
19	N	0/23	-	-	-	-
19	n	0/23	-	-	-	-
20	Z	62/62 (100%)	-0.56	1 (1%) 72 62	159, 173, 188, 196	0
20	z	62/62 (100%)	-0.38	2 (3%) 47 37	159, 173, 188, 196	0
All	All	5200/5296 (98%)	-0.53	25 (0%) 91 85	124, 161, 185, 210	0

All (25) RSRZ outliers are listed below:

Mol	Chain	Res	Type	RSRZ
3	C	45	LEU	6.6
3	C	44	ASN	5.2
4	D	228	GLY	3.3
5	e	5006	GLY	3.1
13	o	5233	ARG	3.1
5	e	5084	LYS	3.0
6	f	5013	TYR	2.8
20	z	5034	ASP	2.7
13	o	5049	ASP	2.5
7	h	5023	PRO	2.5
1	a	5012	ASN	2.4
11	l	5001	MET	2.4
5	e	5004	THR	2.4
17	x	5011	THR	2.4
15	u	5008	GLU	2.3
4	D	227	GLU	2.3

Continued on next page...

Continued from previous page...

Mol	Chain	Res	Type	RSRZ
4	D	13	GLY	2.3
13	O	87	GLN	2.2
20	z	5042	LEU	2.2
8	I	34	ARG	2.1
2	b	5172	TYR	2.1
6	f	5012	SER	2.1
12	M	33	GLN	2.1
3	c	5462	GLU	2.1
20	Z	33	TRP	2.0

6.2 Non-standard residues in protein, DNA, RNA chains [i](#)

There are no non-standard protein/DNA/RNA residues in this entry.

6.3 Carbohydrates [i](#)

There are no monosaccharides in this entry.

6.4 Ligands [i](#)

In the following table, the Atoms column lists the number of modelled atoms in the group and the number defined in the chemical component dictionary. The B-factors column lists the minimum, median, 95th percentile and maximum values of B factors of atoms in the group. The column labelled 'Q< 0.9' lists the number of atoms with occupancy less than 0.9.

Mol	Type	Chain	Res	Atoms	RSCC	RSR	B-factors(\AA^2)	Q<0.9
26	LHG	A	1063	49/49	0.52	0.60	199,213,216,216	0
25	BCR	k	6052	40/40	0.58	0.41	191,195,202,203	0
26	LHG	a	6063	49/49	0.58	0.52	199,213,216,216	0
27	IOD	B	1067	1/1	0.59	0.51	198,198,198,198	0
25	BCR	Z	1053	40/40	0.60	0.60	190,214,216,216	0
25	BCR	z	6053	40/40	0.64	0.53	190,214,216,216	0
22	CLA	c	6037	65/65	0.64	0.55	201,211,214,216	0
22	CLA	K	1034	65/65	0.65	0.47	138,189,216,216	0
22	CLA	C	1027	65/65	0.65	0.50	192,198,204,216	0
27	IOD	T	1066	1/1	0.65	0.23	199,199,199,199	0
22	CLA	a	6007	65/65	0.66	0.49	129,174,204,205	0
28	MGE	d	6059	48/48	0.66	0.47	179,190,215,216	0
22	CLA	c	6027	65/65	0.67	0.51	192,198,204,216	0
25	BCR	K	1051	40/40	0.67	0.46	192,202,210,210	0

Continued on next page...

Continued from previous page...

Mol	Type	Chain	Res	Atoms	RSCC	RSR	B-factors(Å ²)	Q<0.9
28	MGE	d	6062	48/48	0.67	0.42	187,202,208,210	0
24	PQ9	d	6042	45/45	0.68	0.43	171,173,185,187	0
25	BCR	C	1054	40/40	0.69	0.43	197,201,216,216	0
28	MGE	B	1060	48/48	0.69	0.50	186,199,213,216	0
22	CLA	k	6034	65/65	0.69	0.43	138,189,216,216	0
27	IOD	D	1068	1/1	0.69	1.29	198,198,198,198	0
25	BCR	T	6046	40/40	0.70	0.51	179,185,188,189	0
25	BCR	c	6054	40/40	0.70	0.41	197,201,216,216	0
25	BCR	k	6051	40/40	0.71	0.42	192,202,210,210	0
22	CLA	d	6008	65/65	0.71	0.47	184,188,216,216	0
22	CLA	C	1037	65/65	0.71	0.49	201,211,214,216	0
28	MGE	D	1059	48/48	0.71	0.41	179,190,215,216	0
25	BCR	h	6049	40/40	0.71	0.44	177,182,188,189	0
22	CLA	b	6014	65/65	0.71	0.41	178,187,197,216	0
25	BCR	H	1049	40/40	0.72	0.40	177,182,188,189	0
25	BCR	a	6044	40/40	0.72	0.52	155,177,185,185	0
22	CLA	h	6017	65/65	0.72	0.42	169,197,201,208	0
24	PQ9	A	1043	45/45	0.72	0.41	171,172,193,197	30
22	CLA	b	6024	65/65	0.73	0.37	165,193,197,198	0
22	CLA	C	1036	65/65	0.73	0.38	186,190,203,216	0
22	CLA	B	1024	65/65	0.73	0.40	165,193,197,198	0
25	BCR	A	1044	40/40	0.73	0.61	155,177,185,185	0
22	CLA	b	6009	65/65	0.73	0.44	143,192,213,213	0
22	CLA	D	1008	65/65	0.73	0.45	184,188,216,216	0
28	MGE	D	1062	48/48	0.74	0.37	187,202,208,210	0
28	MGE	L	1061	48/48	0.74	0.46	177,191,195,199	0
22	CLA	A	1007	65/65	0.74	0.45	129,174,204,205	0
25	BCR	T	6048	40/40	0.74	0.65	179,184,203,204	0
29	DGD	C	1056	66/66	0.74	0.38	190,201,216,216	0
29	DGD	c	6055	66/66	0.74	0.41	184,192,202,203	0
25	BCR	B	1048	40/40	0.75	0.58	179,184,203,204	0
25	BCR	b	6045	40/40	0.75	0.49	163,196,216,216	0
28	MGE	b	6060	48/48	0.76	0.41	186,199,213,216	0
24	PQ9	a	6043	45/45	0.76	0.38	171,172,193,197	30
22	CLA	B	1014	65/65	0.76	0.37	178,187,197,216	0
25	BCR	t	1046	40/40	0.76	0.41	179,185,188,189	0
27	IOD	d	6068	1/1	0.76	0.61	199,199,199,199	0
29	DGD	c	6056	66/66	0.76	0.42	190,201,216,216	0
22	CLA	c	6035	65/65	0.77	0.42	189,202,210,216	0
25	BCR	C	1052	40/40	0.77	0.27	191,195,202,203	0
28	MGE	l	6061	48/48	0.77	0.39	177,191,195,199	0

Continued on next page...

Continued from previous page...

Mol	Type	Chain	Res	Atoms	RSCC	RSR	B-factors(Å ²)	Q<0.9
25	BCR	b	6047	40/40	0.77	0.43	155,171,200,202	0
22	CLA	c	6036	65/65	0.77	0.37	186,190,203,216	0
25	BCR	B	1045	40/40	0.77	0.51	163,196,216,216	0
29	DGD	c	6057	66/66	0.78	0.36	177,190,206,207	0
25	BCR	d	6050	40/40	0.79	0.47	184,193,198,199	0
22	CLA	c	6031	65/65	0.79	0.41	181,185,202,216	0
22	CLA	C	1030	65/65	0.79	0.34	185,197,216,216	0
22	CLA	H	1017	65/65	0.79	0.35	169,197,201,208	0
29	DGD	C	1055	66/66	0.80	0.35	184,192,202,203	0
22	CLA	c	6030	65/65	0.80	0.29	185,197,216,216	0
25	BCR	B	1047	40/40	0.80	0.35	155,171,200,202	0
25	BCR	D	1050	40/40	0.80	0.49	184,193,198,199	0
22	CLA	B	1009	65/65	0.80	0.35	143,192,213,213	0
30	FE2	a	6002	1/1	0.80	0.23	148,148,148,148	0
24	PQ9	D	1042	45/45	0.81	0.32	171,173,185,187	0
23	PHO	D	1039	64/64	0.81	0.33	184,187,196,198	0
22	CLA	C	1032	65/65	0.81	0.37	184,188,192,216	0
29	DGD	b	6058	66/66	0.82	0.32	175,188,196,203	0
22	CLA	b	6015	65/65	0.82	0.31	177,182,185,216	0
22	CLA	c	6032	65/65	0.82	0.34	186,189,200,216	0
22	CLA	C	1035	65/65	0.82	0.36	189,202,210,216	0
29	DGD	C	1057	66/66	0.82	0.33	177,190,206,207	0
22	CLA	C	1031	65/65	0.83	0.33	181,185,202,216	0
22	CLA	d	6005	65/65	0.83	0.33	135,162,169,173	0
22	CLA	D	1005	65/65	0.83	0.35	135,162,169,173	0
31	HEM	F	1040	43/43	0.83	0.37	186,215,216,216	0
22	CLA	c	6033	65/65	0.84	0.33	138,185,199,200	0
22	CLA	A	1006	65/65	0.84	0.33	166,181,211,213	0
27	IOD	b	6067	1/1	0.84	0.51	199,199,199,199	0
22	CLA	b	6021	65/65	0.85	0.30	154,164,172,176	0
22	CLA	B	1010	65/65	0.85	0.29	160,183,186,189	0
22	CLA	c	6026	65/65	0.85	0.34	138,171,178,183	0
22	CLA	b	6012	65/65	0.85	0.33	160,167,172,174	0
23	PHO	a	6038	64/64	0.85	0.35	166,176,178,181	0
31	HEM	f	6040	43/43	0.85	0.36	186,215,216,216	0
22	CLA	B	1018	65/65	0.86	0.30	172,186,191,192	0
22	CLA	b	6011	65/65	0.86	0.31	168,178,184,188	0
23	PHO	A	1038	64/64	0.86	0.31	166,176,178,181	0
22	CLA	C	1026	65/65	0.86	0.28	138,171,178,183	0
22	CLA	c	6029	65/65	0.87	0.36	177,187,190,201	0
22	CLA	c	6025	65/65	0.87	0.26	156,187,191,194	0
22	CLA	b	6023	65/65	0.87	0.28	174,179,181,191	0

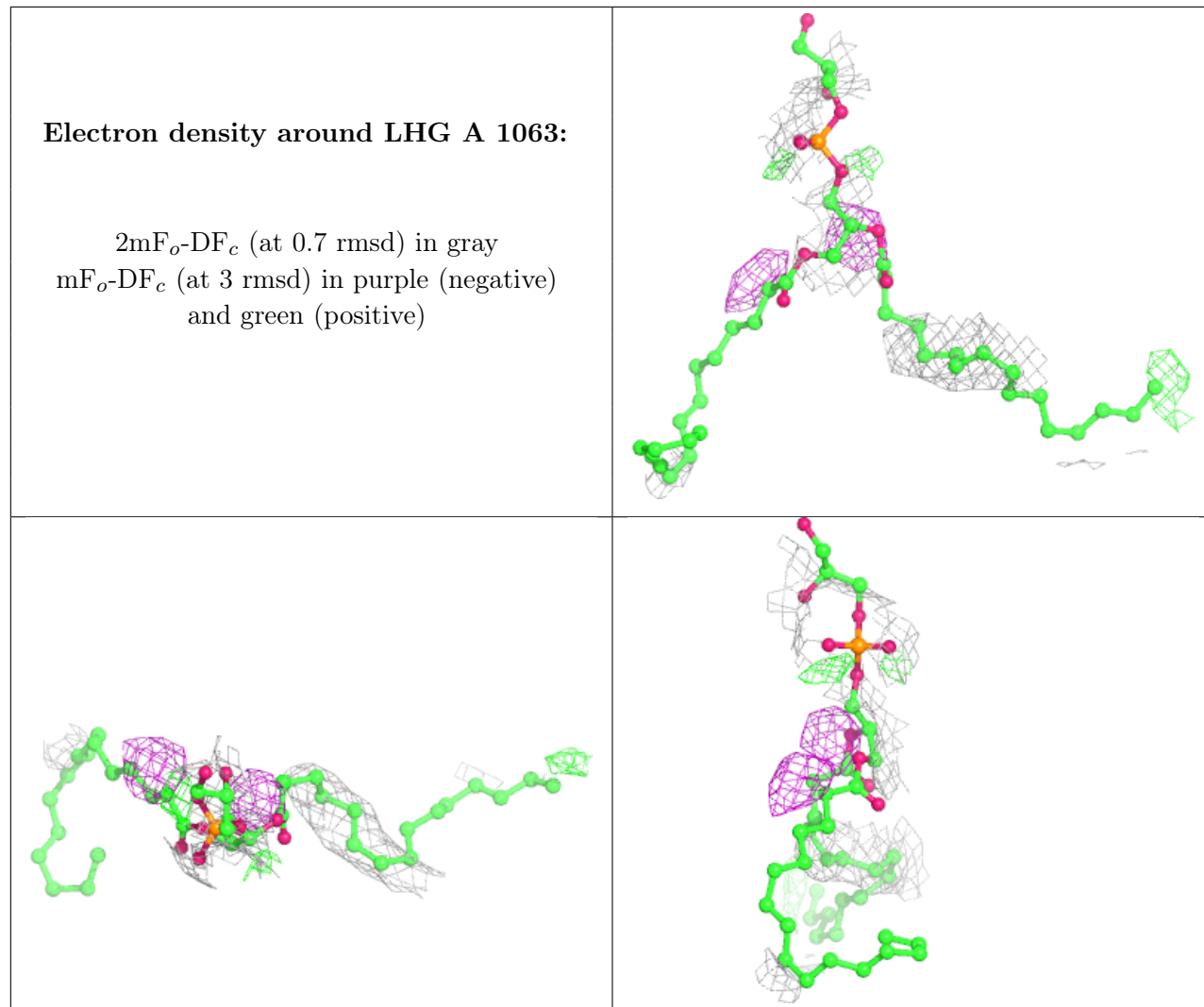
Continued on next page...

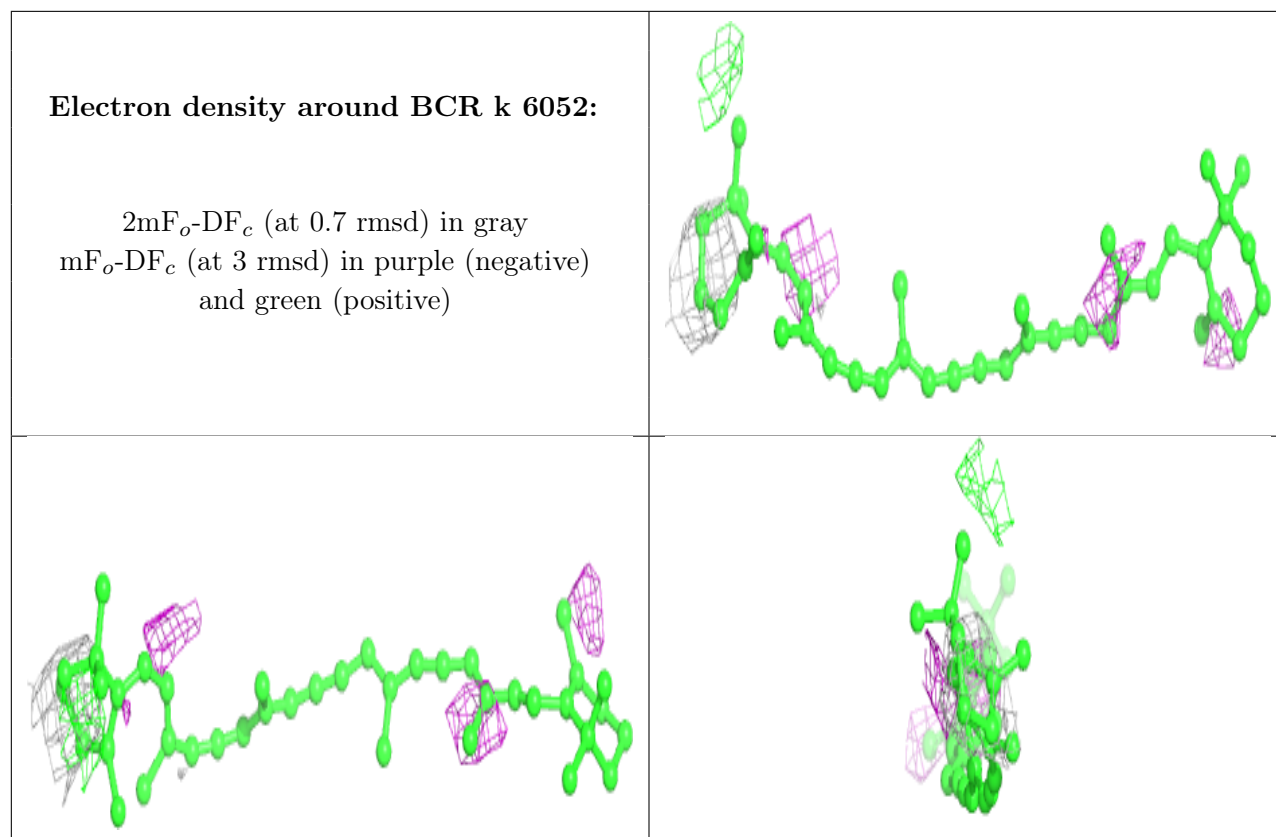
Continued from previous page...

Mol	Type	Chain	Res	Atoms	RSCC	RSR	B-factors(Å ²)	Q<0.9
22	CLA	B	1012	65/65	0.87	0.28	160,167,172,174	0
29	DGD	B	1058	66/66	0.87	0.29	175,188,196,203	0
22	CLA	B	1021	65/65	0.88	0.25	154,164,172,176	0
22	CLA	B	1023	65/65	0.88	0.25	174,179,181,191	0
22	CLA	C	1028	65/65	0.88	0.29	178,182,201,202	0
23	PHO	d	6039	64/64	0.88	0.24	184,187,196,198	0
22	CLA	b	6018	65/65	0.88	0.28	172,186,191,192	0
22	CLA	B	1019	65/65	0.88	0.31	167,172,175,180	0
22	CLA	c	6028	65/65	0.88	0.27	178,182,201,202	0
22	CLA	a	6006	65/65	0.89	0.24	166,181,211,213	0
22	CLA	b	6019	65/65	0.89	0.25	167,172,175,180	0
22	CLA	B	1011	65/65	0.89	0.25	168,178,184,188	0
22	CLA	C	1025	65/65	0.89	0.27	156,187,191,194	0
22	CLA	b	6010	65/65	0.89	0.26	160,183,186,189	0
22	CLA	C	1033	65/65	0.89	0.32	138,185,199,200	0
22	CLA	C	1029	65/65	0.89	0.31	177,187,190,201	0
22	CLA	b	6013	65/65	0.89	0.29	146,173,183,184	0
22	CLA	B	1015	65/65	0.89	0.27	177,182,185,216	0
22	CLA	a	6003	65/65	0.89	0.29	160,169,175,212	0
22	CLA	b	6016	65/65	0.89	0.29	130,172,175,180	0
22	CLA	A	1003	65/65	0.90	0.25	160,169,175,212	0
22	CLA	b	6022	65/65	0.90	0.25	138,180,198,200	0
22	CLA	D	1004	65/65	0.91	0.27	130,168,179,181	0
22	CLA	B	1022	65/65	0.91	0.22	138,180,198,200	0
22	CLA	B	1013	65/65	0.91	0.23	146,173,183,184	0
22	CLA	d	6004	65/65	0.92	0.24	130,168,179,181	0
22	CLA	b	6020	65/65	0.92	0.24	167,175,180,197	0
30	FE2	D	1002	1/1	0.93	0.17	148,148,148,148	0
22	CLA	B	1016	65/65	0.93	0.21	130,172,175,180	0
31	HEM	v	6041	43/43	0.93	0.25	131,181,185,187	0
22	CLA	B	1020	65/65	0.94	0.24	167,175,180,197	0
31	HEM	V	1041	43/43	0.94	0.28	131,181,185,187	0
21	OEC	A	1001	5/9	0.97	0.14	132,148,162,172	0
27	IOD	d	6064	1/1	0.98	0.12	160,160,160,160	0
27	IOD	A	1065	1/1	0.98	0.13	158,158,158,158	0
27	IOD	t	6066	1/1	0.98	0.09	199,199,199,199	0
21	OEC	a	6001	5/9	0.98	0.17	132,148,162,172	0
27	IOD	D	1064	1/1	0.98	0.04	160,160,160,160	0
27	IOD	a	6065	1/1	0.99	0.13	158,158,158,158	0

The following is a graphical depiction of the model fit to experimental electron density of all instances of the Ligand of Interest. In addition, ligands with molecular weight > 250 and outliers as shown on the geometry validation Tables will also be included. Each fit is shown from different

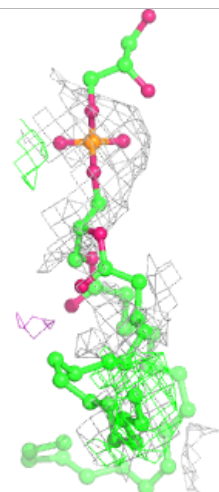
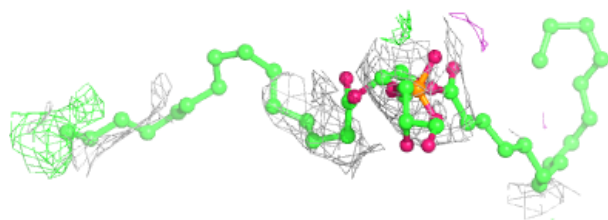
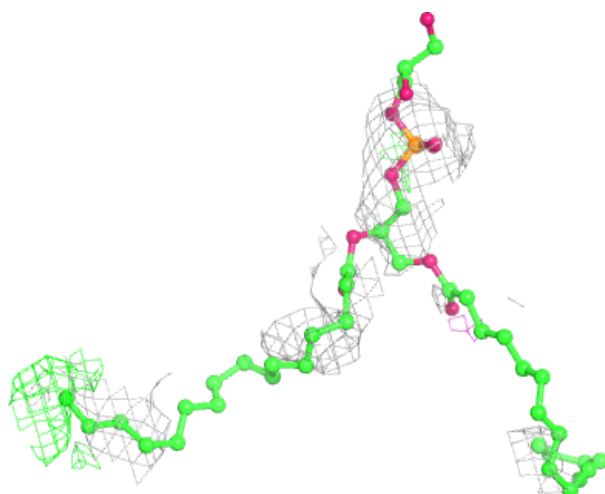
orientation to approximate a three-dimensional view.





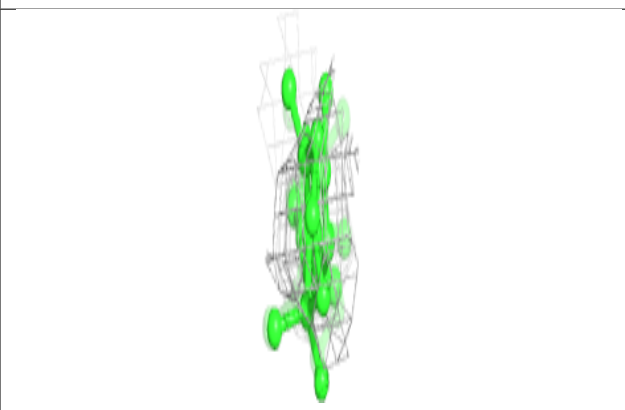
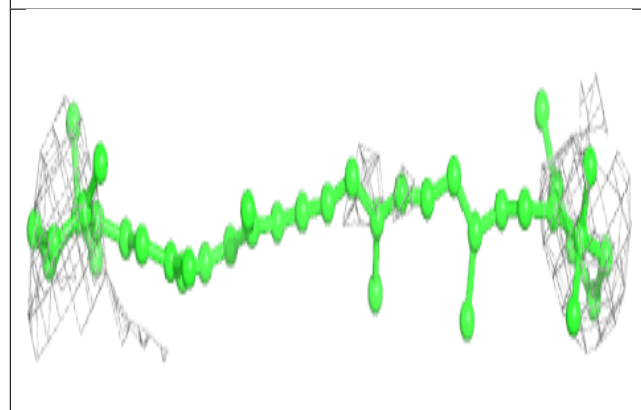
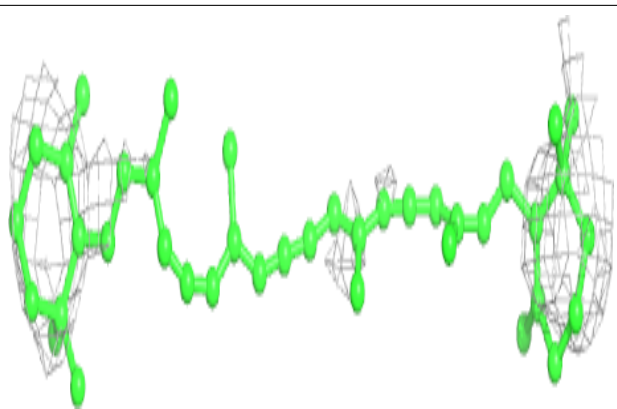
Electron density around LHG a 6063:

$2mF_o-DF_c$ (at 0.7 rmsd) in gray
 mF_o-DF_c (at 3 rmsd) in purple (negative)
and green (positive)

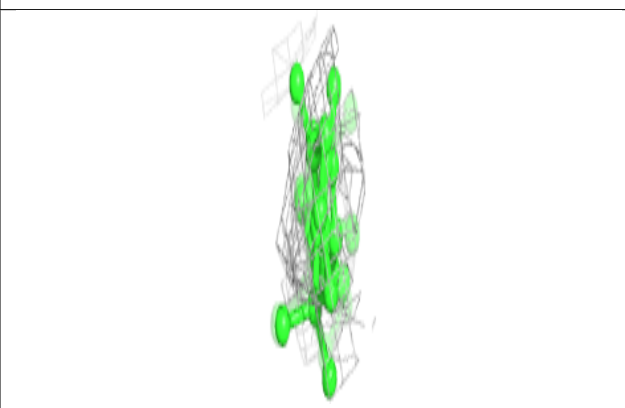
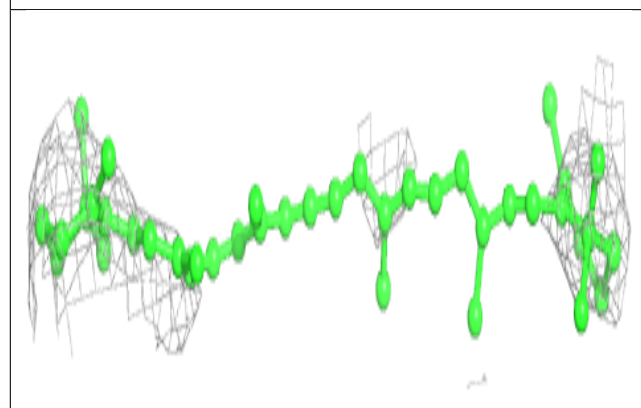
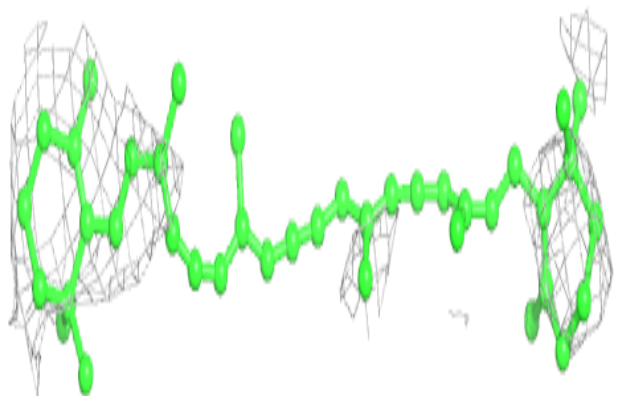


Electron density around BCR Z 1053:

$2mF_o-DF_c$ (at 0.7 rmsd) in gray
 mF_o-DF_c (at 3 rmsd) in purple (negative)
and green (positive)

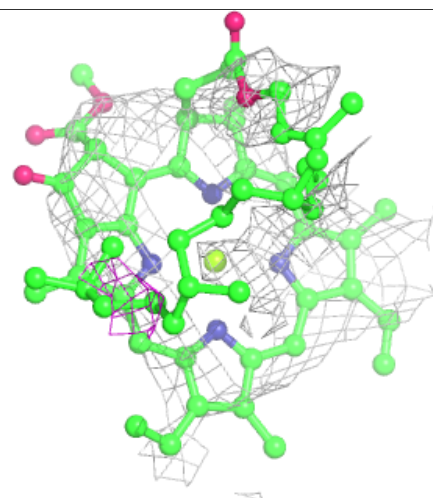
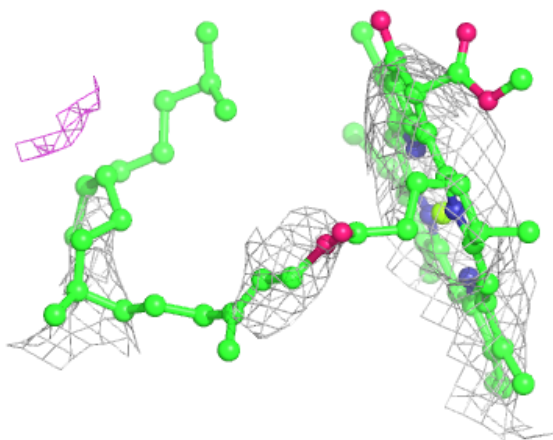
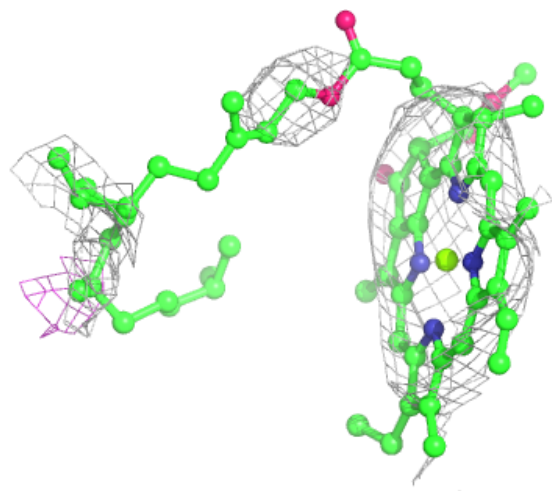
**Electron density around BCR z 6053:**

$2mF_o-DF_c$ (at 0.7 rmsd) in gray
 mF_o-DF_c (at 3 rmsd) in purple (negative)
and green (positive)



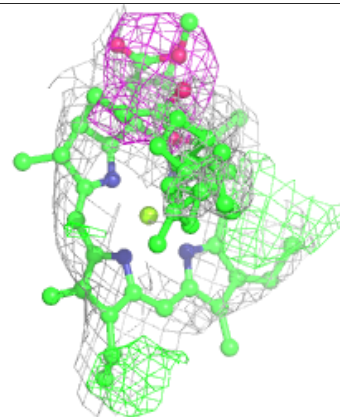
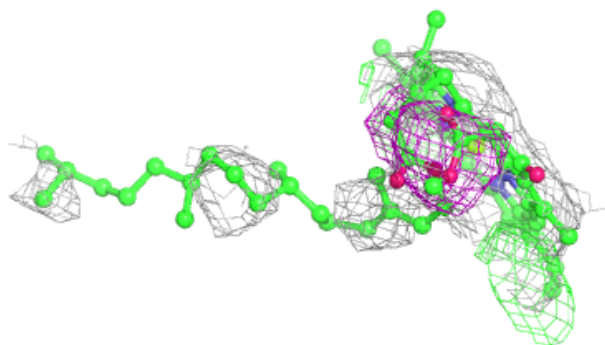
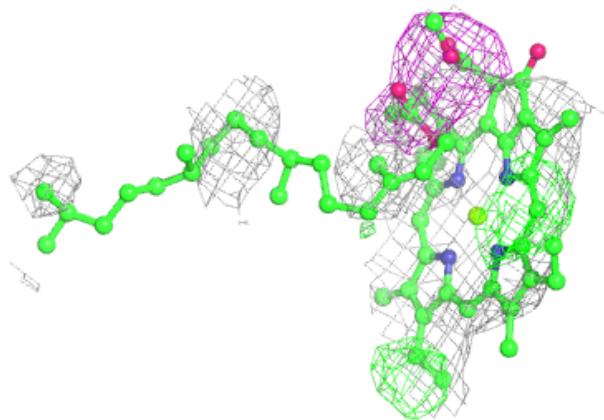
Electron density around CLA c 6037:

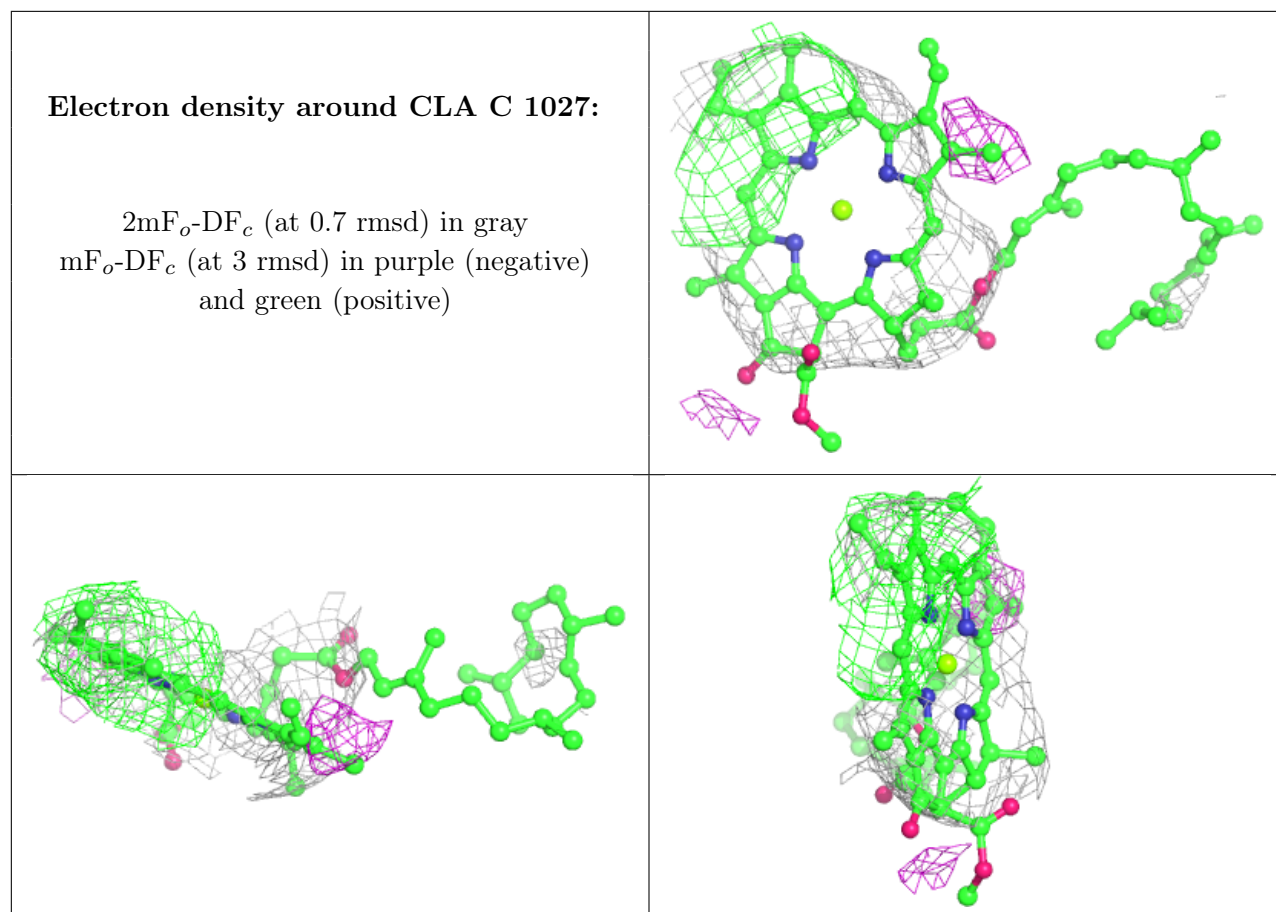
$2mF_o-DF_c$ (at 0.7 rmsd) in gray
 mF_o-DF_c (at 3 rmsd) in purple (negative)
and green (positive)



Electron density around CLA K 1034:

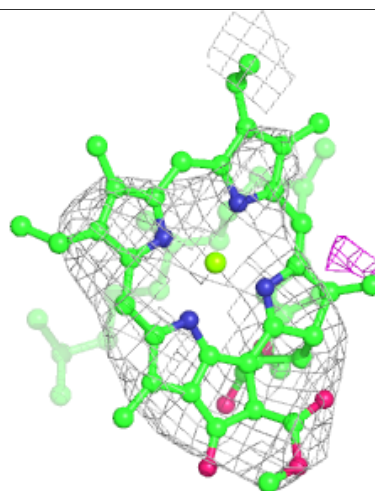
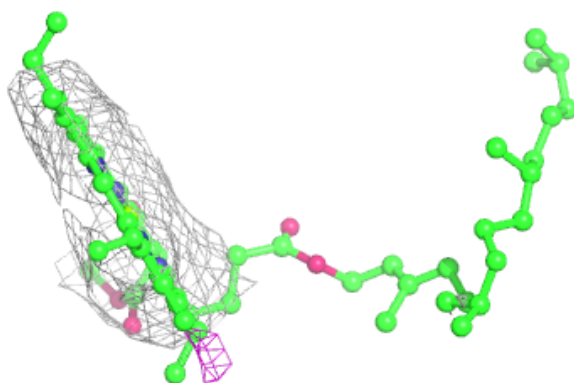
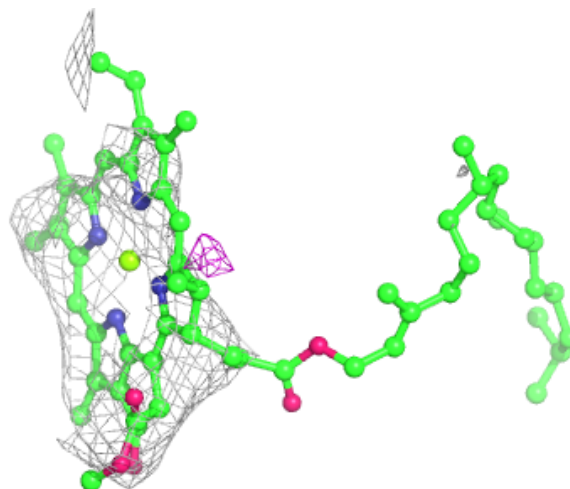
$2mF_o-DF_c$ (at 0.7 rmsd) in gray
 mF_o-DF_c (at 3 rmsd) in purple (negative)
and green (positive)





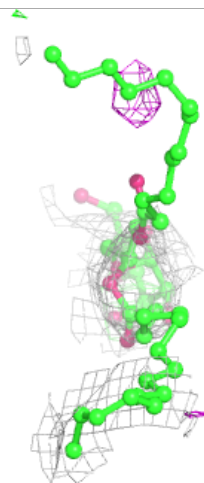
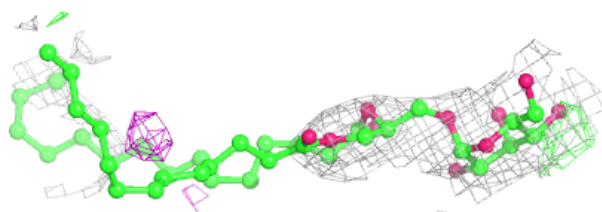
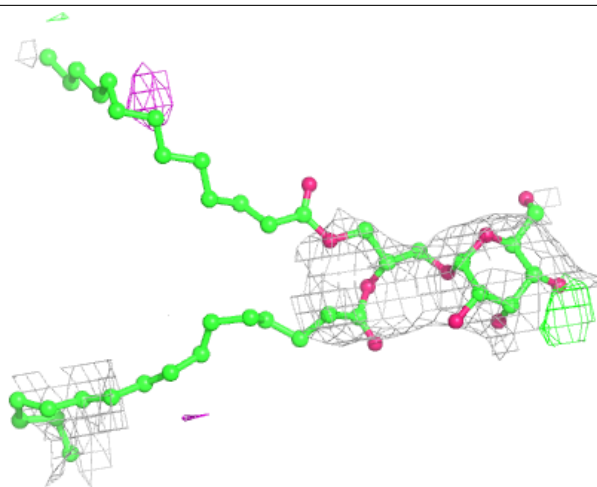
Electron density around CLA a 6007:

$2mF_o-DF_c$ (at 0.7 rmsd) in gray
 mF_o-DF_c (at 3 rmsd) in purple (negative)
and green (positive)



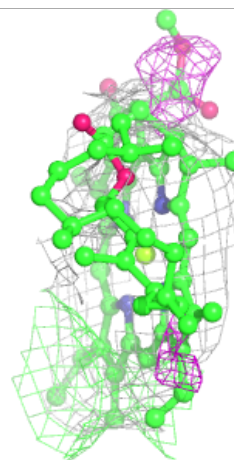
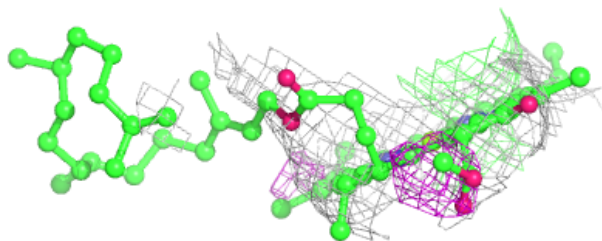
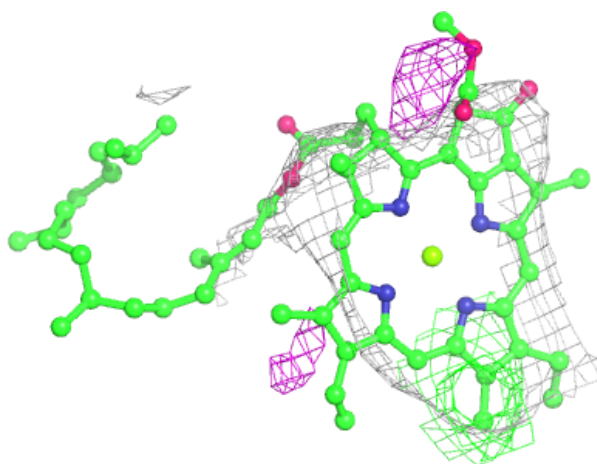
Electron density around MGE d 6059:

$2mF_o-DF_c$ (at 0.7 rmsd) in gray
 mF_o-DF_c (at 3 rmsd) in purple (negative)
and green (positive)



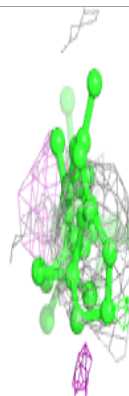
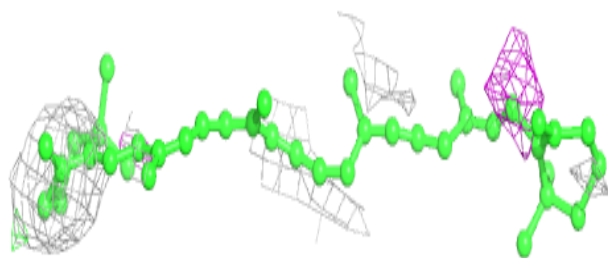
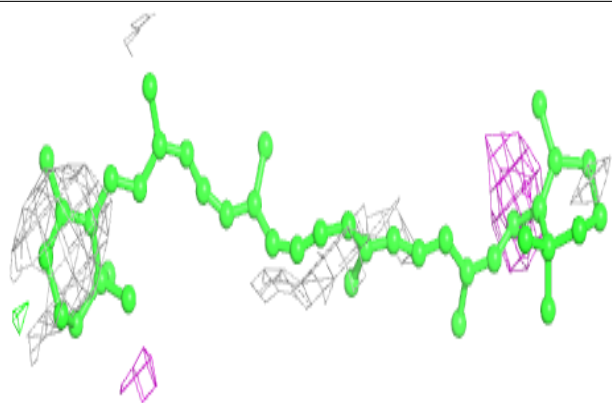
Electron density around CLA c 6027:

$2mF_o-DF_c$ (at 0.7 rmsd) in gray
 mF_o-DF_c (at 3 rmsd) in purple (negative)
and green (positive)

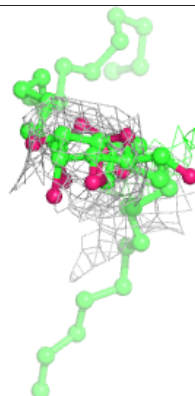
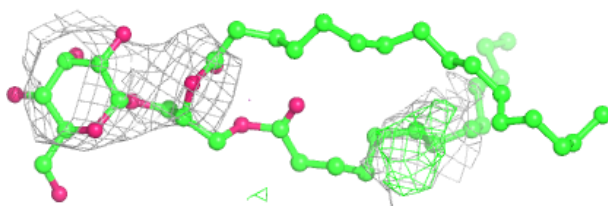
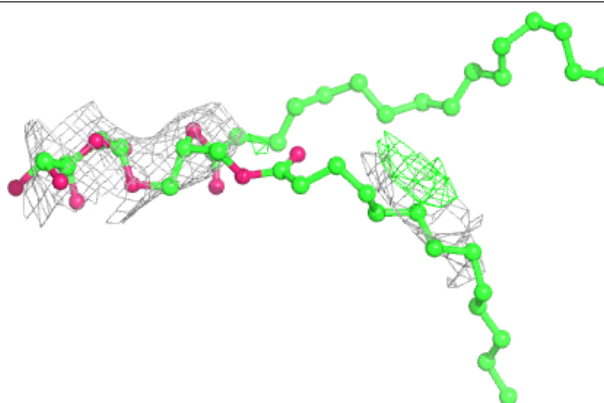


Electron density around BCR K 1051:

$2mF_o-DF_c$ (at 0.7 rmsd) in gray
 mF_o-DF_c (at 3 rmsd) in purple (negative)
and green (positive)

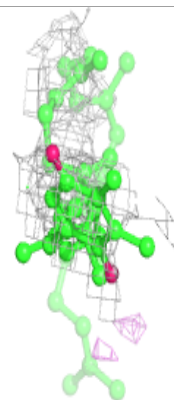
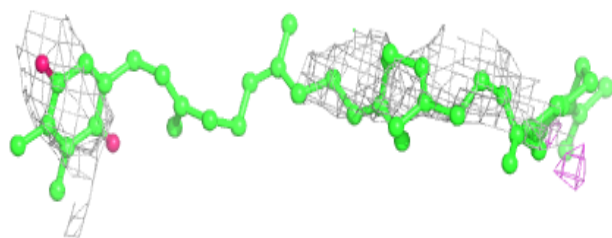
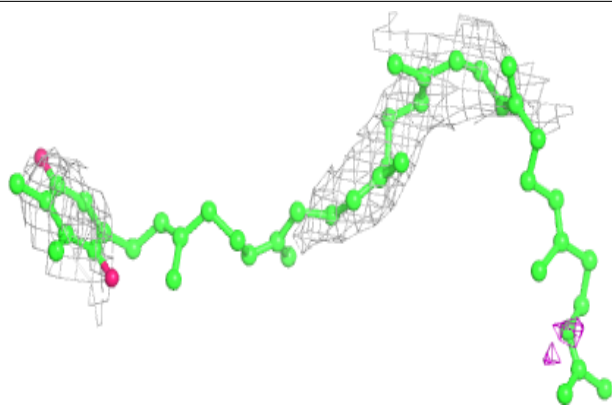
**Electron density around MGE d 6062:**

$2mF_o-DF_c$ (at 0.7 rmsd) in gray
 mF_o-DF_c (at 3 rmsd) in purple (negative)
and green (positive)

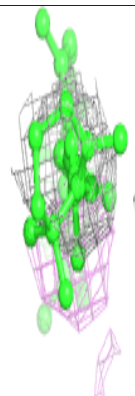
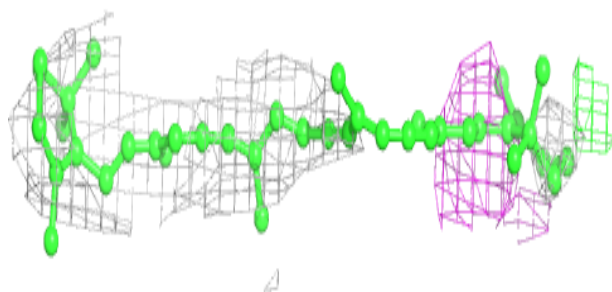
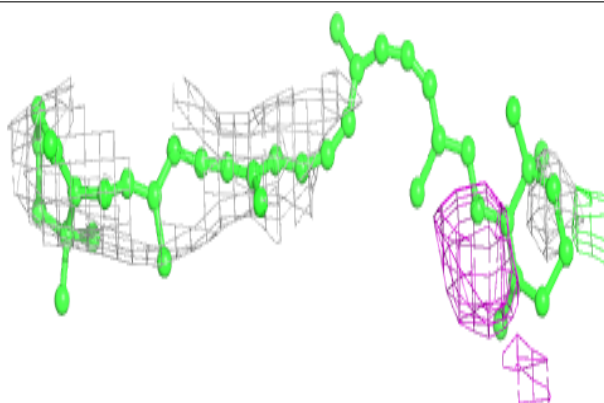


Electron density around PQ9 d 6042:

$2mF_o-DF_c$ (at 0.7 rmsd) in gray
 mF_o-DF_c (at 3 rmsd) in purple (negative)
and green (positive)

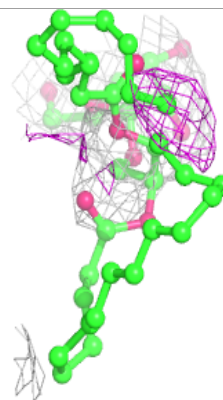
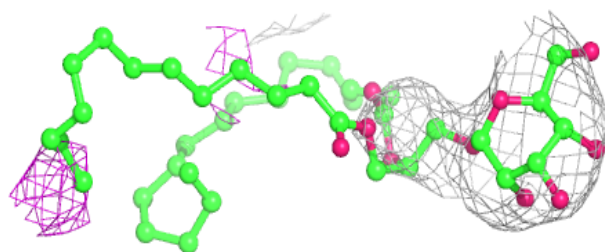
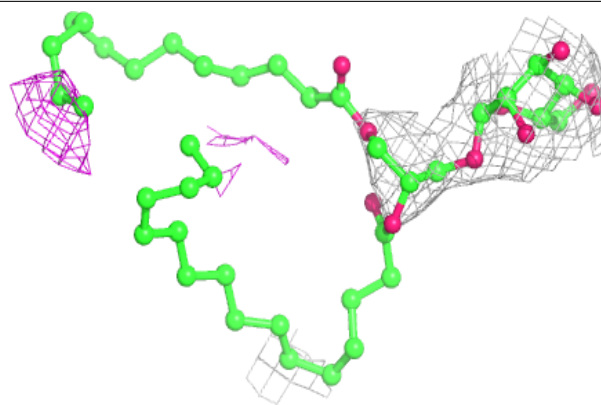
**Electron density around BCR C 1054:**

$2mF_o-DF_c$ (at 0.7 rmsd) in gray
 mF_o-DF_c (at 3 rmsd) in purple (negative)
and green (positive)

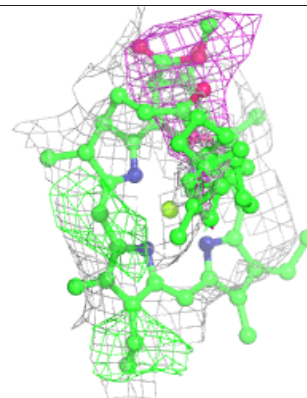
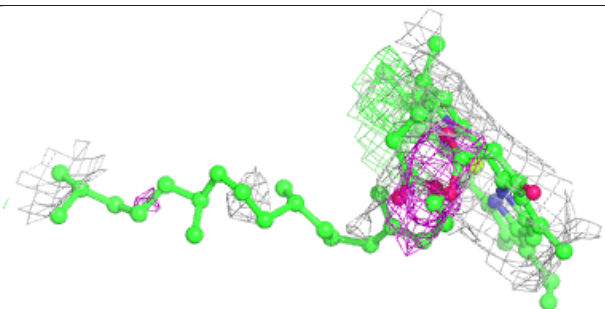
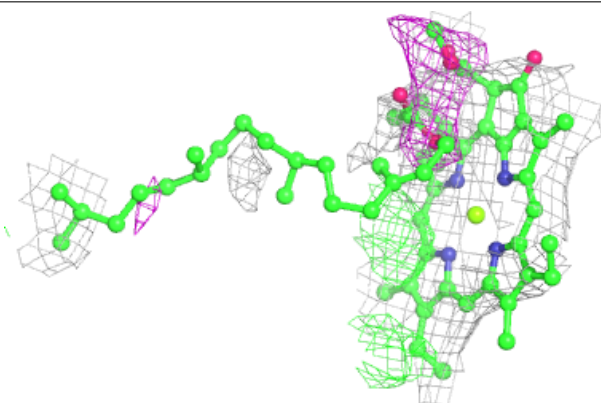


Electron density around MGE B 1060:

$2mF_o-DF_c$ (at 0.7 rmsd) in gray
 mF_o-DF_c (at 3 rmsd) in purple (negative)
and green (positive)


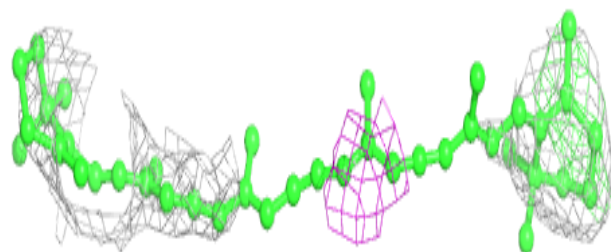
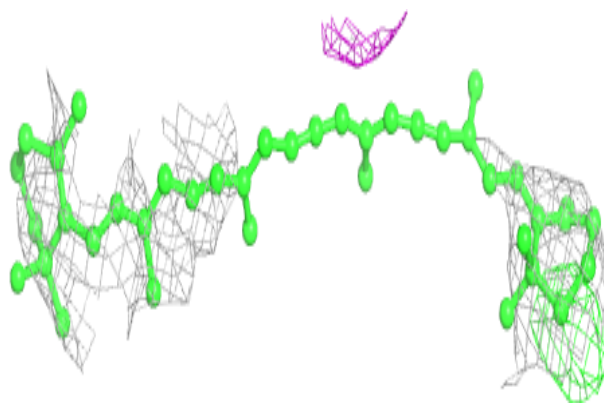
**Electron density around CLA k 6034:**

$2mF_o-DF_c$ (at 0.7 rmsd) in gray
 mF_o-DF_c (at 3 rmsd) in purple (negative)
and green (positive)

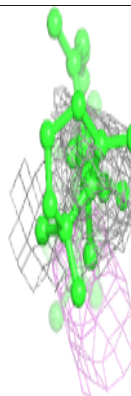
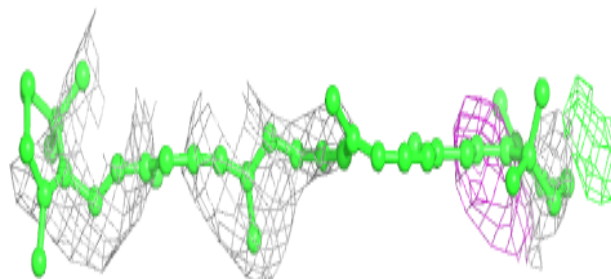
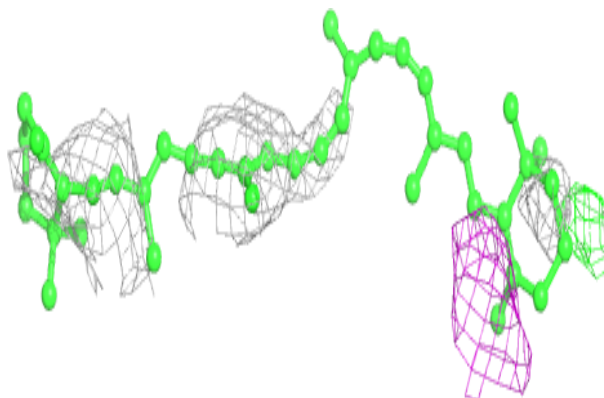


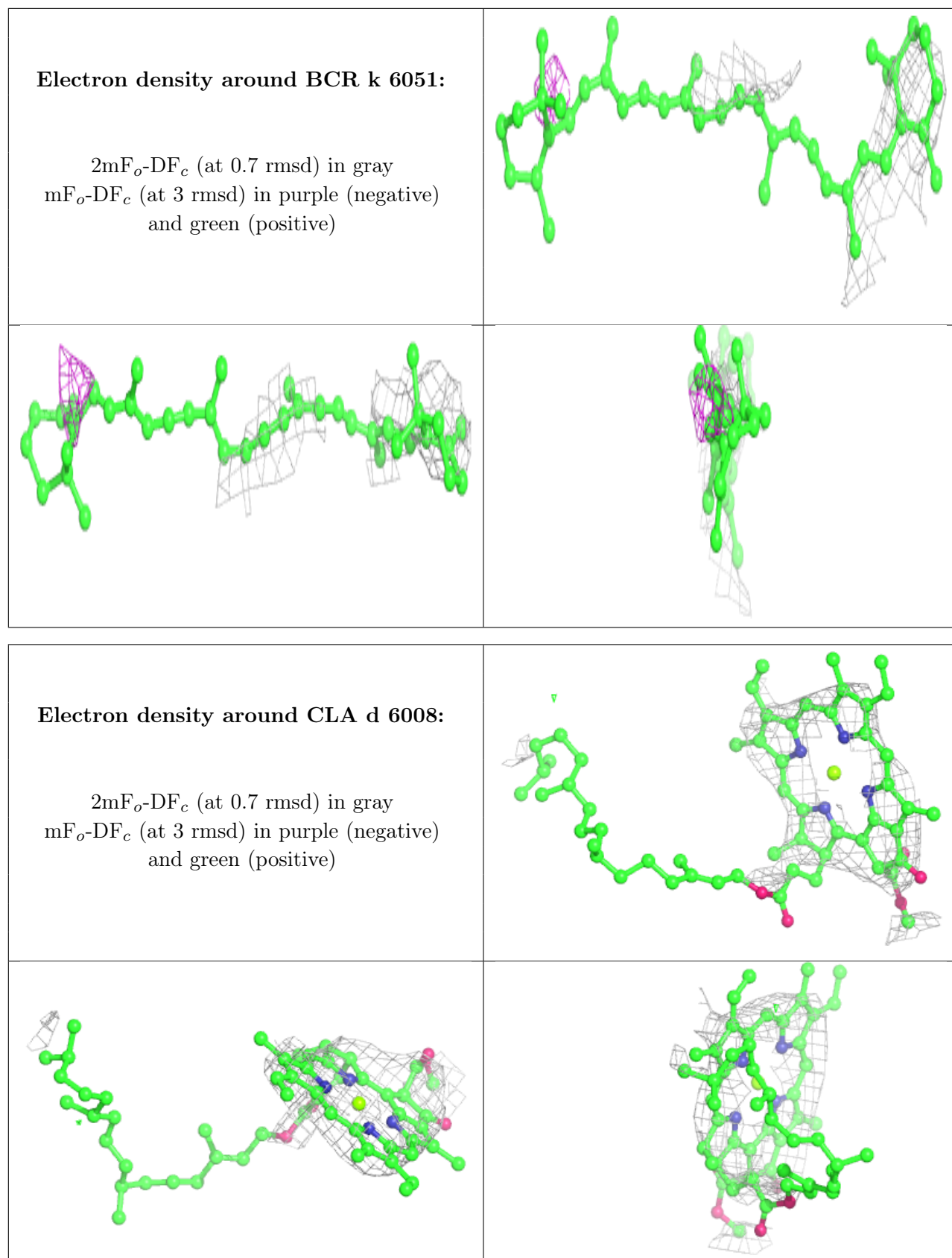
Electron density around BCR T 6046:

$2mF_o-DF_c$ (at 0.7 rmsd) in gray
 mF_o-DF_c (at 3 rmsd) in purple (negative)
and green (positive)

**Electron density around BCR c 6054:**

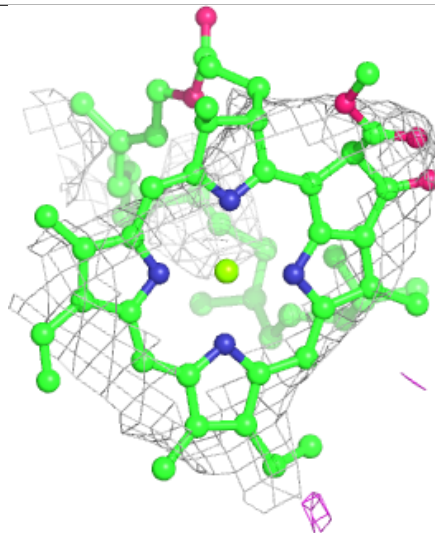
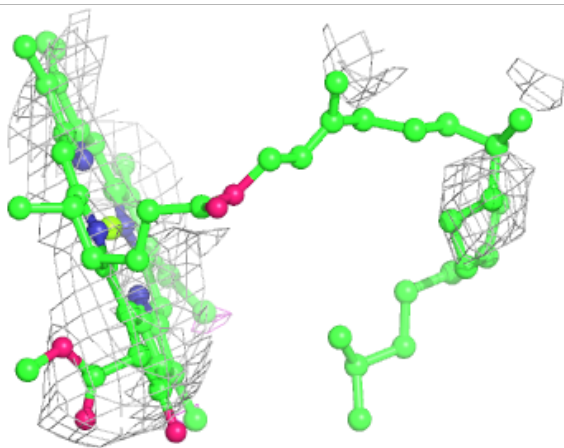
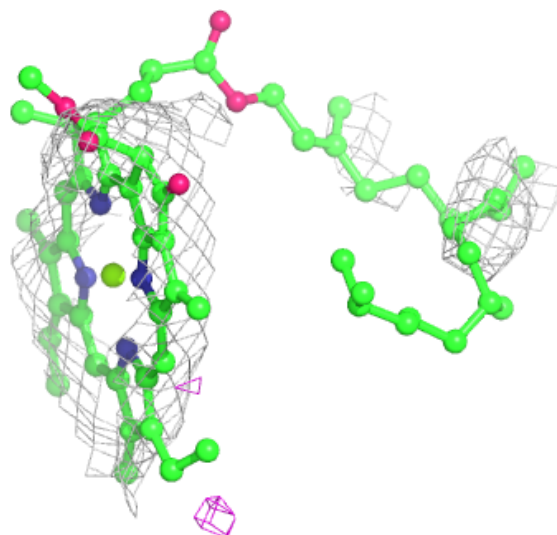
$2mF_o-DF_c$ (at 0.7 rmsd) in gray
 mF_o-DF_c (at 3 rmsd) in purple (negative)
and green (positive)





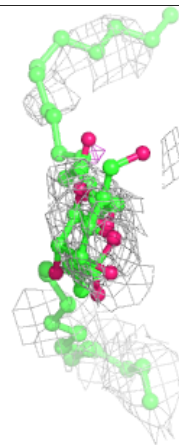
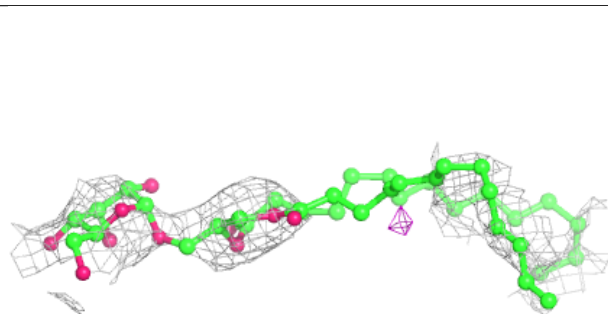
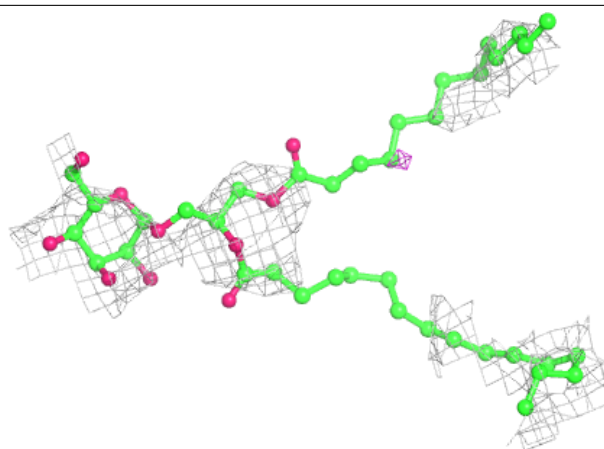
Electron density around CLA C 1037:

$2mF_o-DF_c$ (at 0.7 rmsd) in gray
 mF_o-DF_c (at 3 rmsd) in purple (negative)
and green (positive)


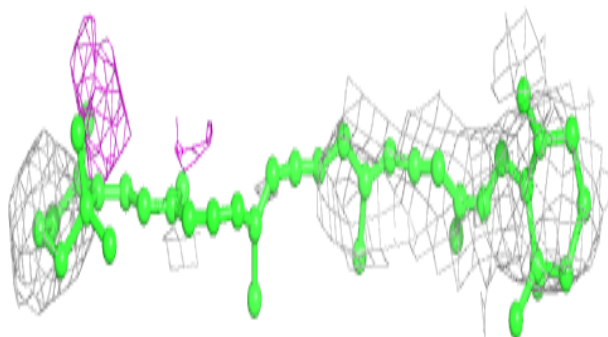



Electron density around MGE D 1059:

$2mF_o-DF_c$ (at 0.7 rmsd) in gray
 mF_o-DF_c (at 3 rmsd) in purple (negative)
and green (positive)

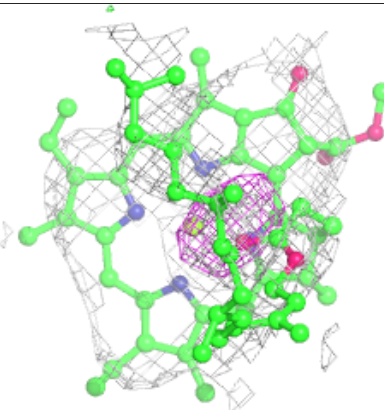
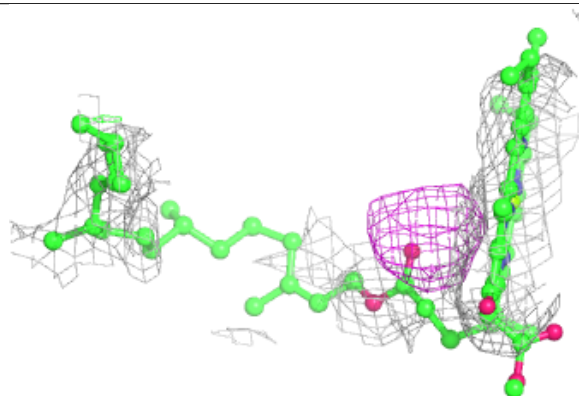
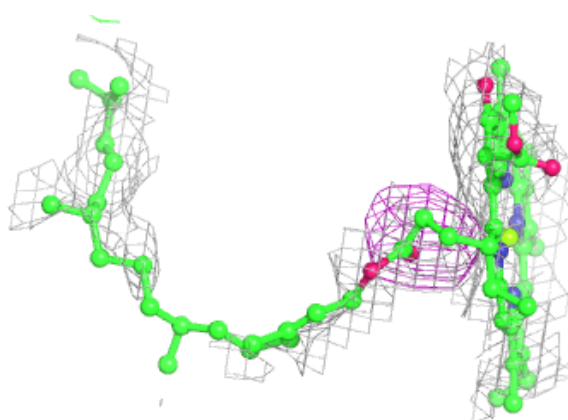
**Electron density around BCR h 6049:**

$2mF_o-DF_c$ (at 0.7 rmsd) in gray
 mF_o-DF_c (at 3 rmsd) in purple (negative)
and green (positive)


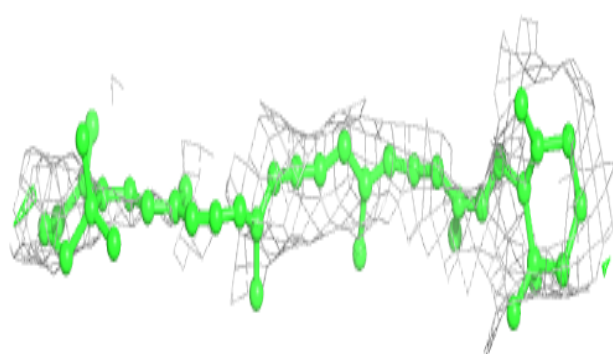
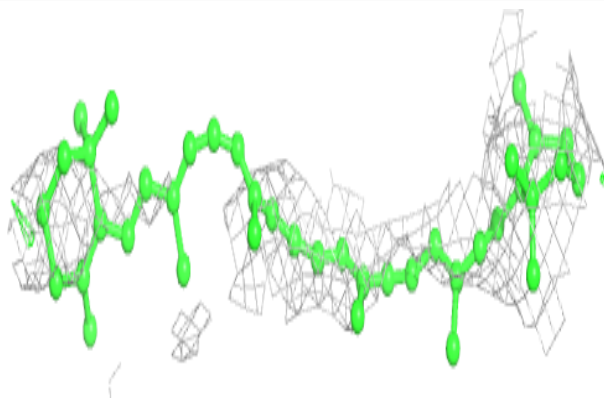


Electron density around CLA b 6014:

$2mF_o-DF_c$ (at 0.7 rmsd) in gray
 mF_o-DF_c (at 3 rmsd) in purple (negative)
and green (positive)

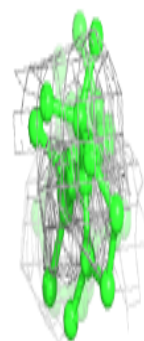
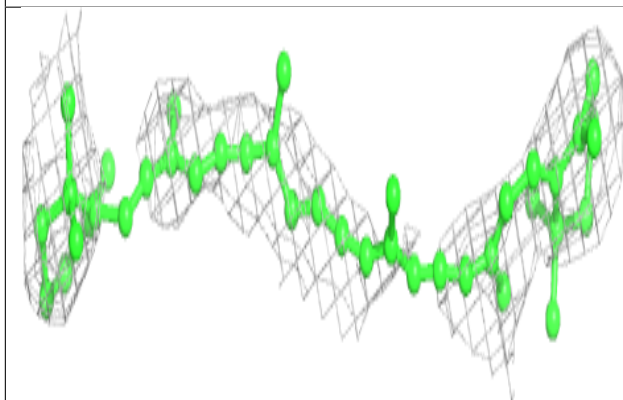
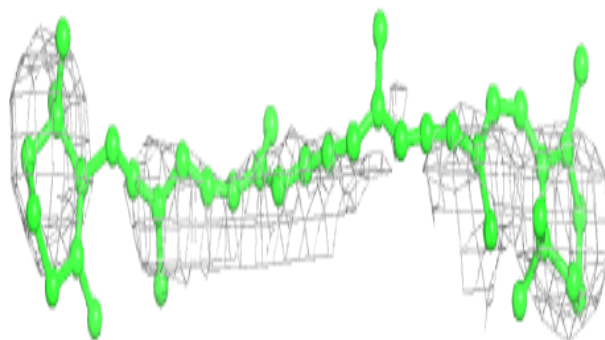
**Electron density around BCR H 1049:**

$2mF_o-DF_c$ (at 0.7 rmsd) in gray
 mF_o-DF_c (at 3 rmsd) in purple (negative)
and green (positive)

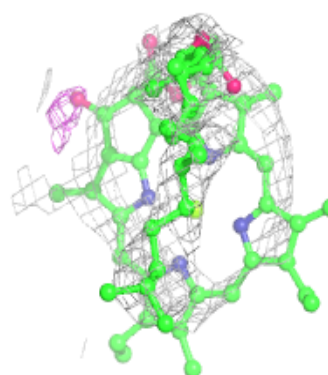
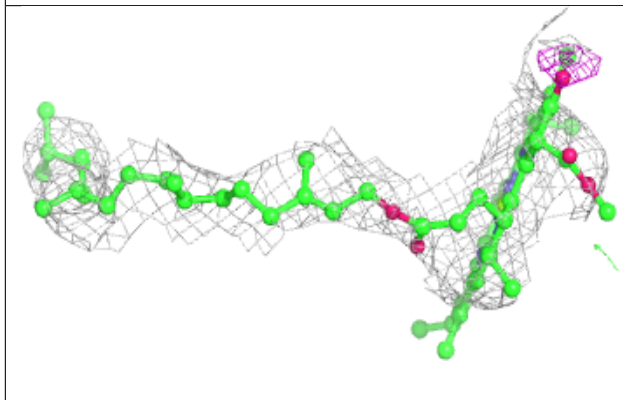
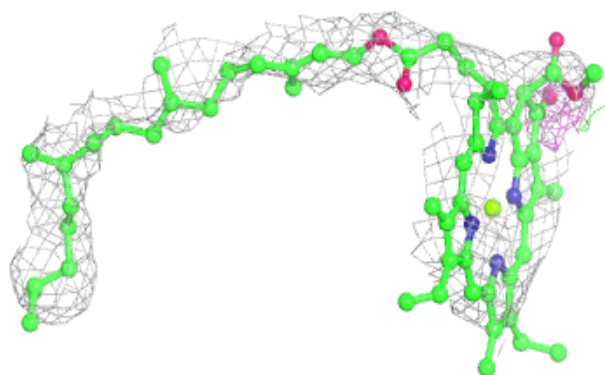


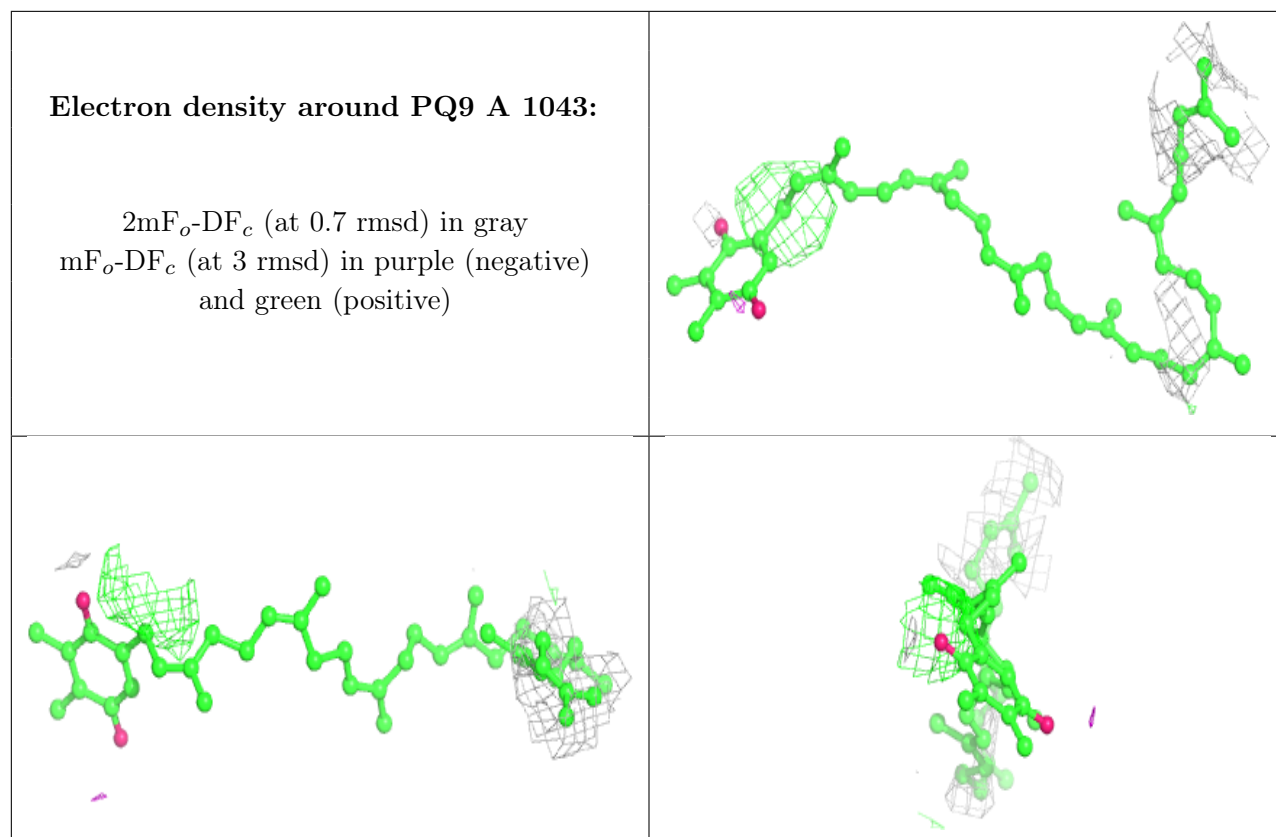
Electron density around BCR a 6044:

$2mF_o-DF_c$ (at 0.7 rmsd) in gray
 mF_o-DF_c (at 3 rmsd) in purple (negative)
and green (positive)

**Electron density around CLA h 6017:**

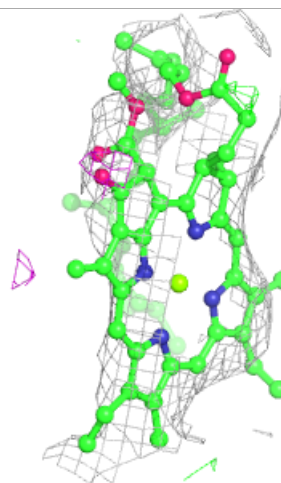
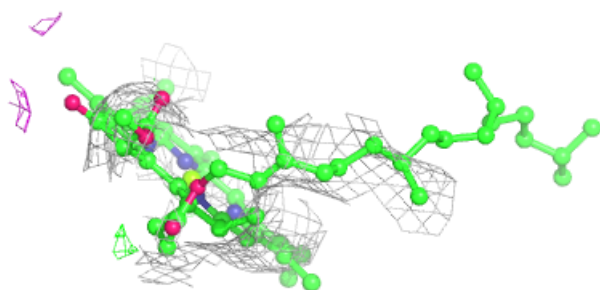
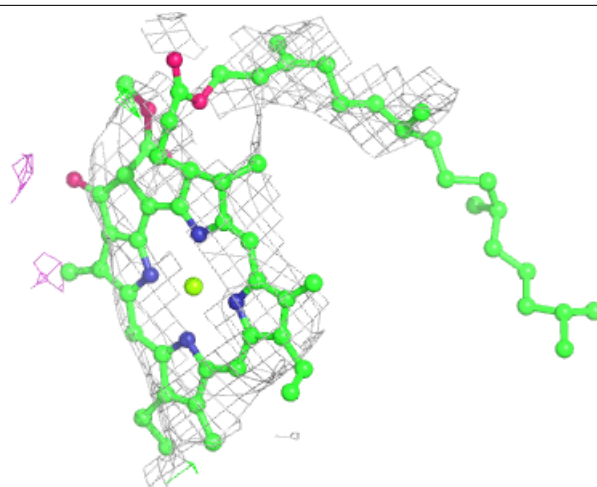
$2mF_o-DF_c$ (at 0.7 rmsd) in gray
 mF_o-DF_c (at 3 rmsd) in purple (negative)
and green (positive)

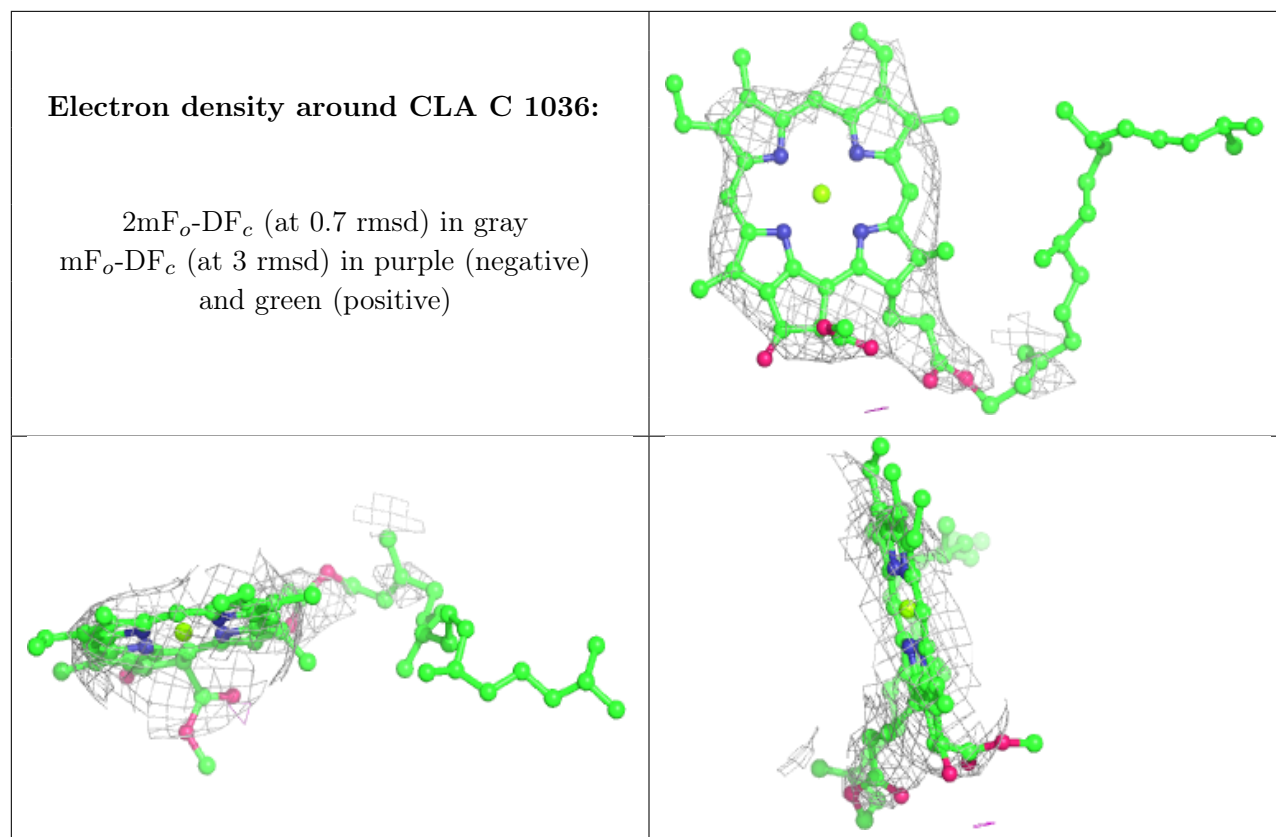




Electron density around CLA b 6024:

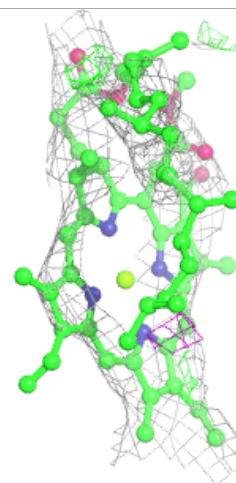
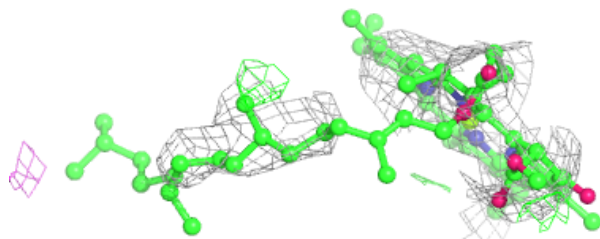
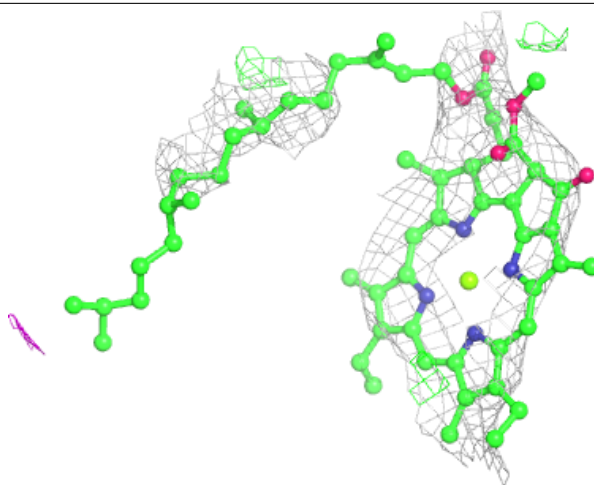
$2mF_o-DF_c$ (at 0.7 rmsd) in gray
 mF_o-DF_c (at 3 rmsd) in purple (negative)
and green (positive)






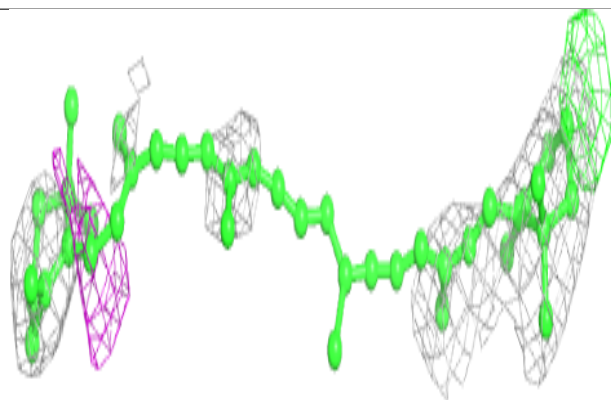
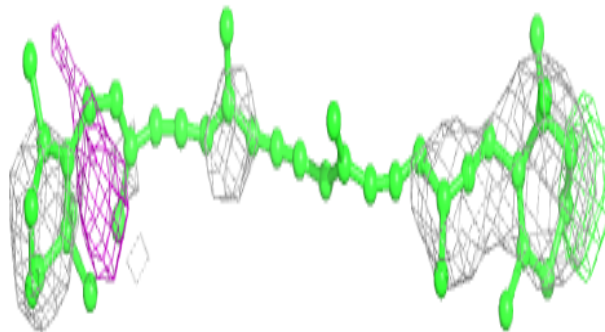
Electron density around CLA B 1024:

$2mF_o-DF_c$ (at 0.7 rmsd) in gray
 mF_o-DF_c (at 3 rmsd) in purple (negative)
and green (positive)

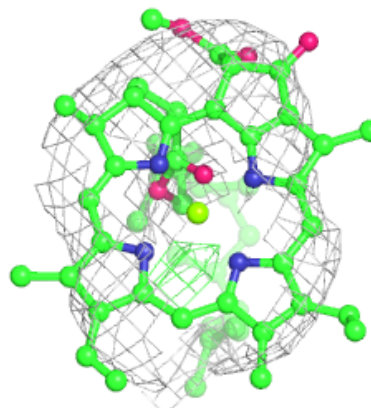
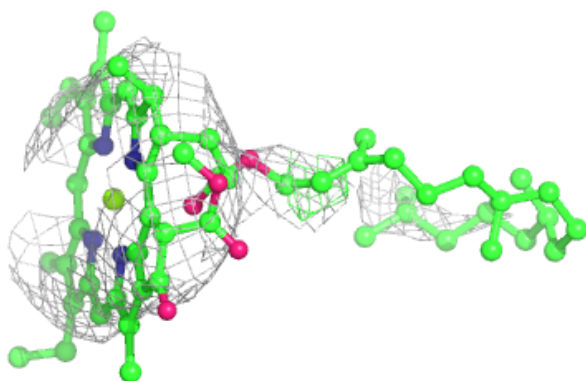
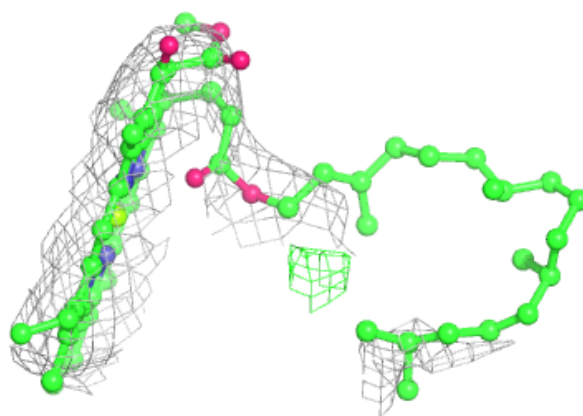


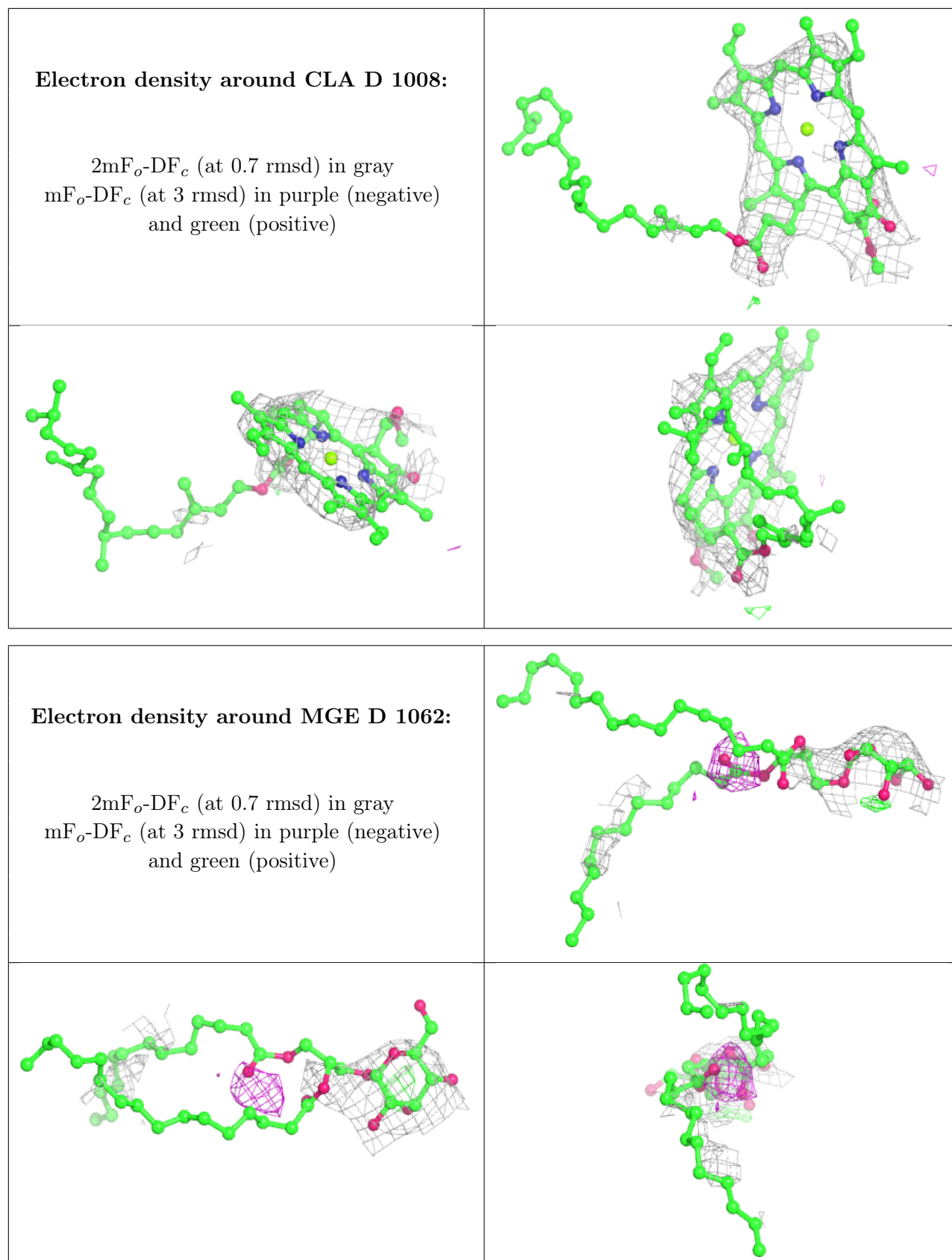
Electron density around BCR A 1044:

$2mF_o-DF_c$ (at 0.7 rmsd) in gray
 mF_o-DF_c (at 3 rmsd) in purple (negative)
and green (positive)

**Electron density around CLA b 6009:**

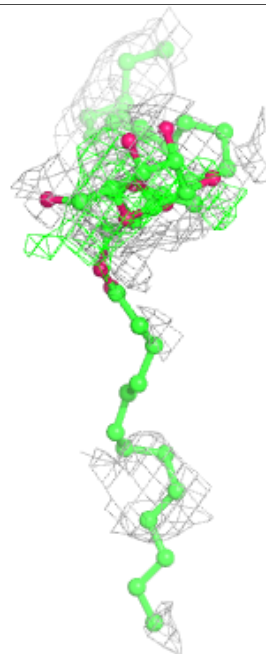
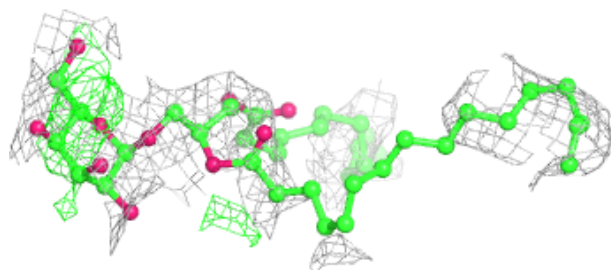
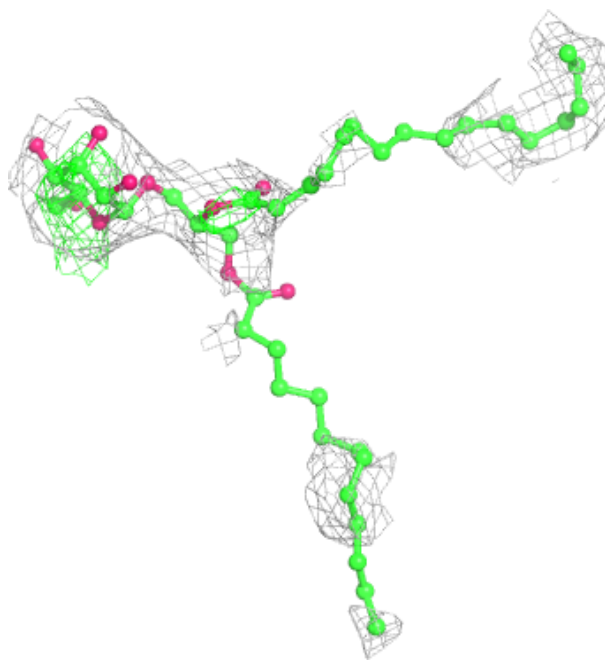
$2mF_o-DF_c$ (at 0.7 rmsd) in gray
 mF_o-DF_c (at 3 rmsd) in purple (negative)
and green (positive)





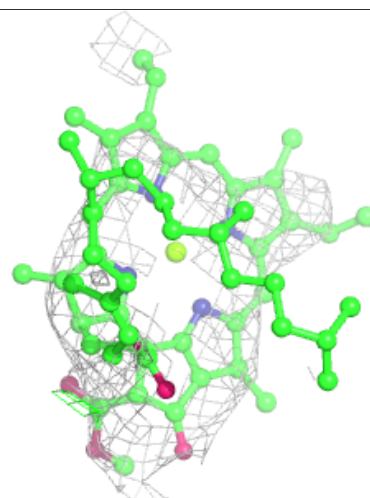
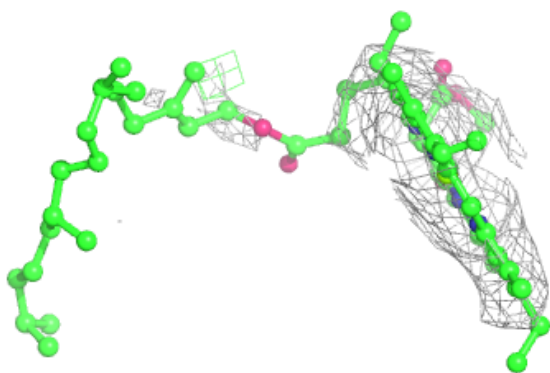
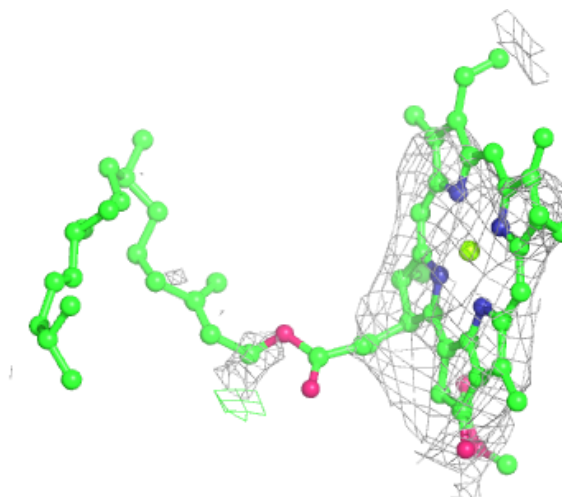
Electron density around MGE L 1061:

$2mF_o-DF_c$ (at 0.7 rmsd) in gray
 mF_o-DF_c (at 3 rmsd) in purple (negative)
and green (positive)



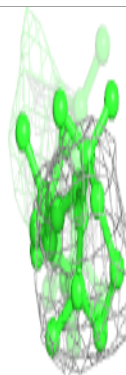
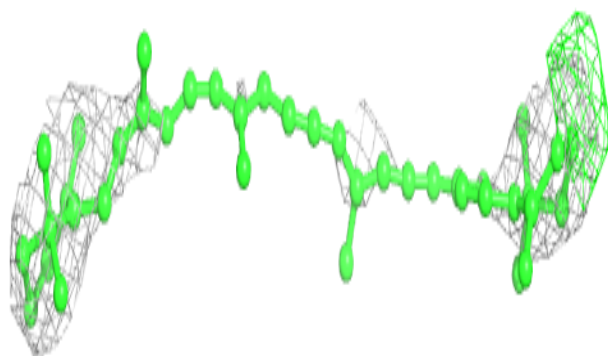
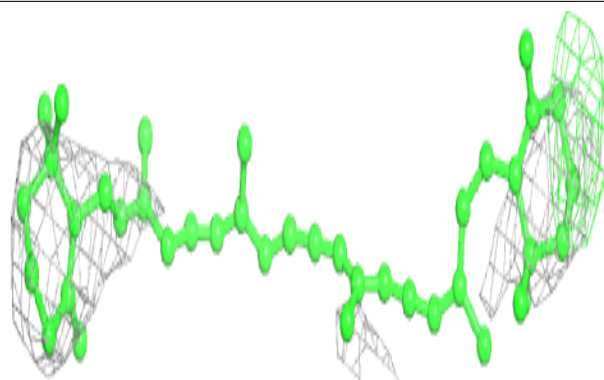
Electron density around CLA A 1007:

$2mF_o-DF_c$ (at 0.7 rmsd) in gray
 mF_o-DF_c (at 3 rmsd) in purple (negative)
and green (positive)

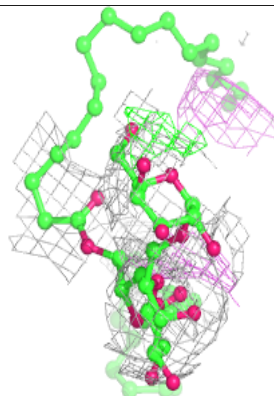
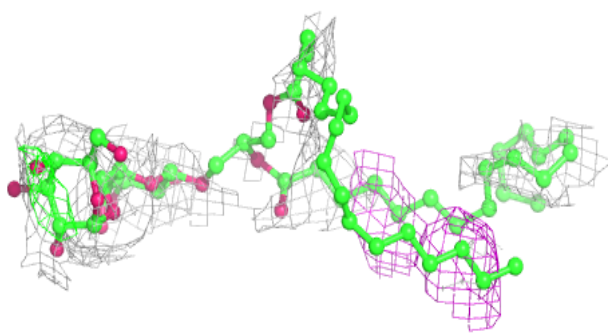
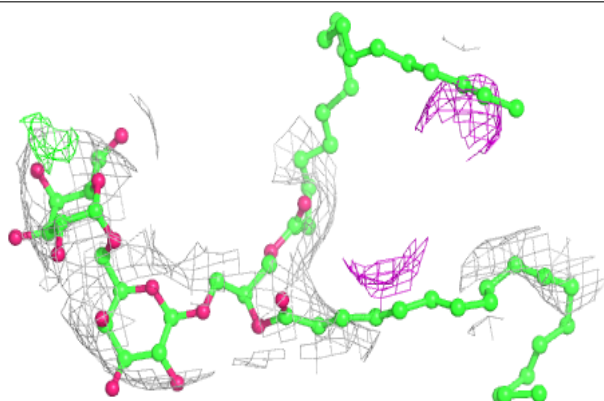


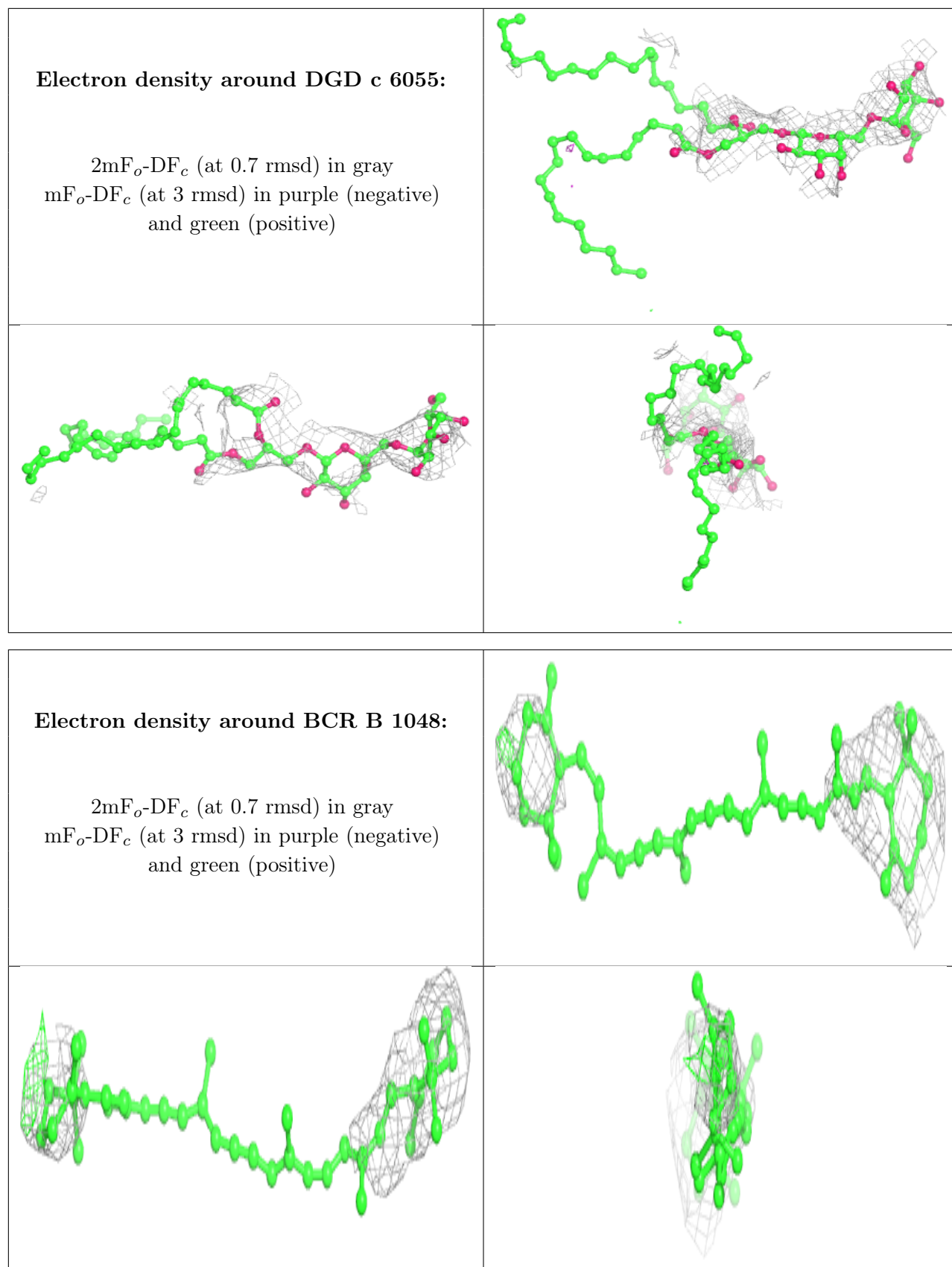
Electron density around BCR T 6048:

$2mF_o-DF_c$ (at 0.7 rmsd) in gray
 mF_o-DF_c (at 3 rmsd) in purple (negative)
and green (positive)

**Electron density around DGD C 1056:**




$2mF_o-DF_c$ (at 0.7 rmsd) in gray
 mF_o-DF_c (at 3 rmsd) in purple (negative)
and green (positive)



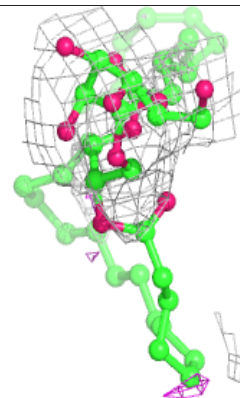
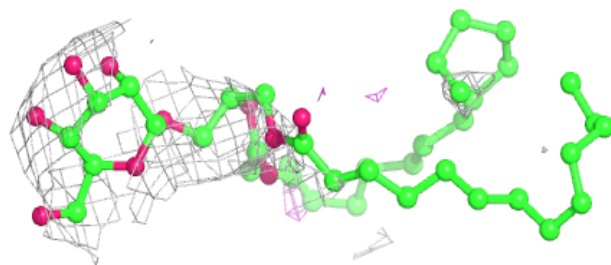
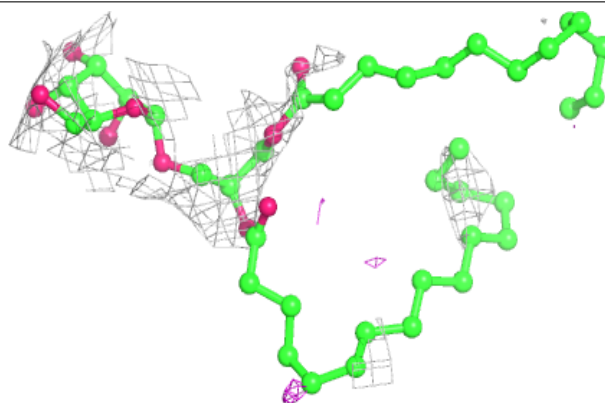


Electron density around BCR b 6045:

$2mF_o-DF_c$ (at 0.7 rmsd) in gray
 mF_o-DF_c (at 3 rmsd) in purple (negative)
and green (positive)

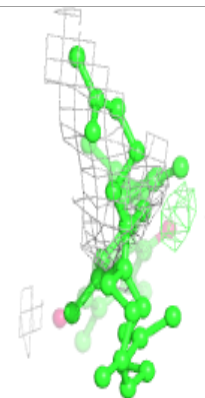
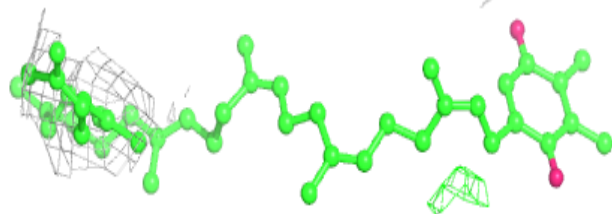
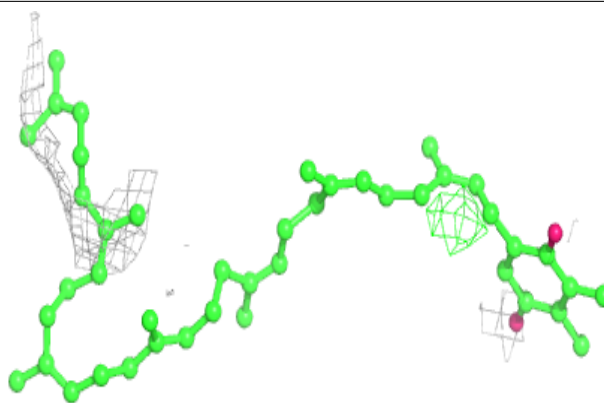
**Electron density around MGE b 6060:**

$2mF_o-DF_c$ (at 0.7 rmsd) in gray
 mF_o-DF_c (at 3 rmsd) in purple (negative)
and green (positive)

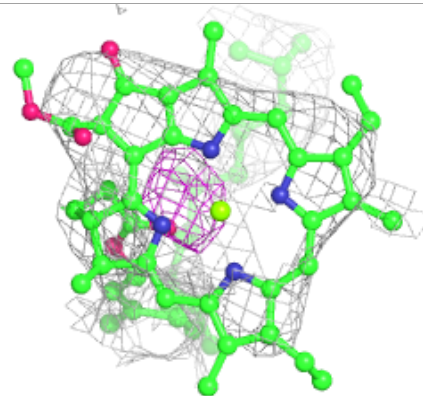
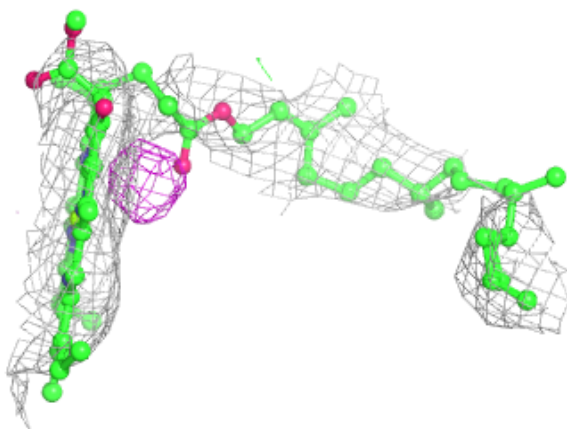
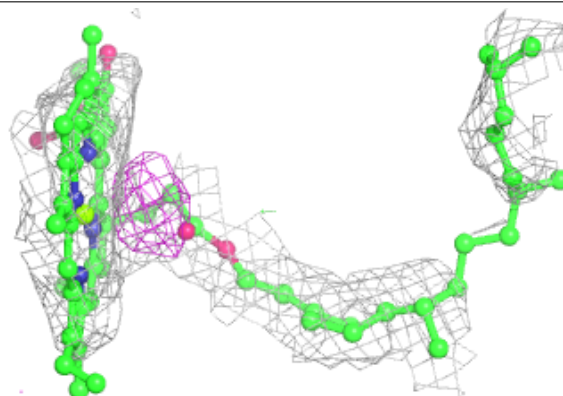


Electron density around PQ9 a 6043:

$2mF_o-DF_c$ (at 0.7 rmsd) in gray
 mF_o-DF_c (at 3 rmsd) in purple (negative)
and green (positive)

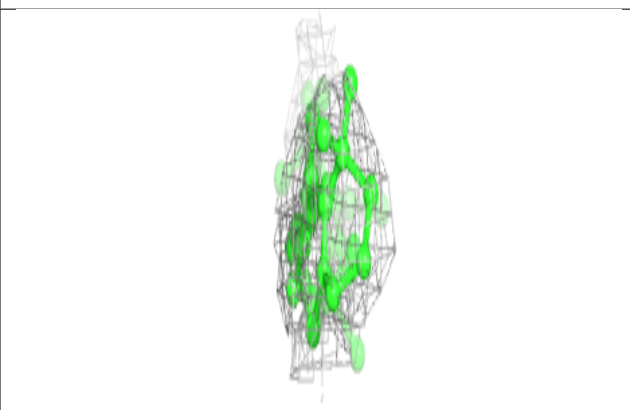
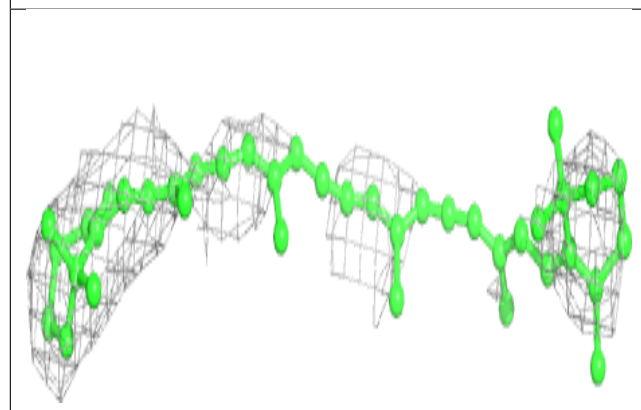
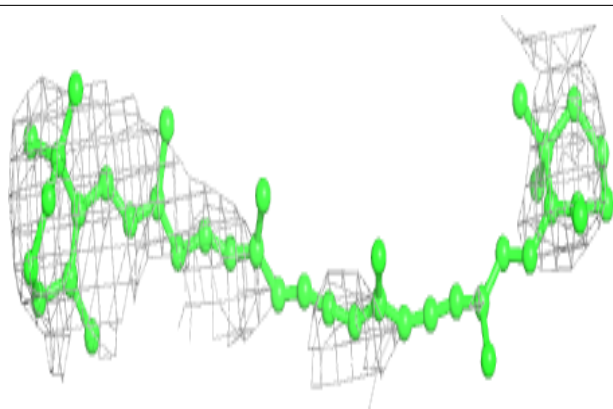
**Electron density around CLA B 1014:**

$2mF_o-DF_c$ (at 0.7 rmsd) in gray
 mF_o-DF_c (at 3 rmsd) in purple (negative)
and green (positive)

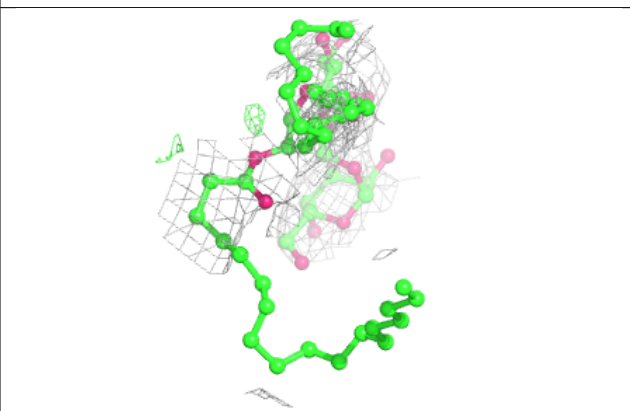
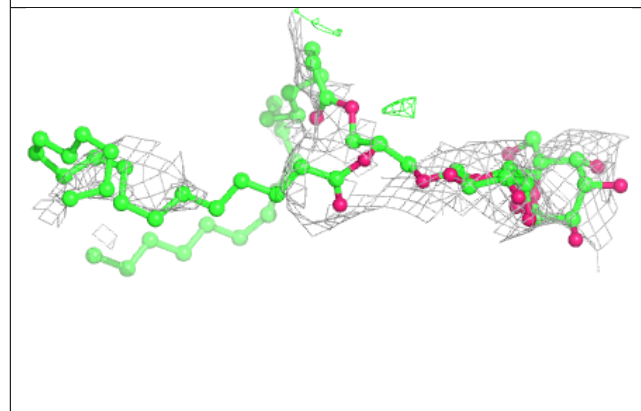
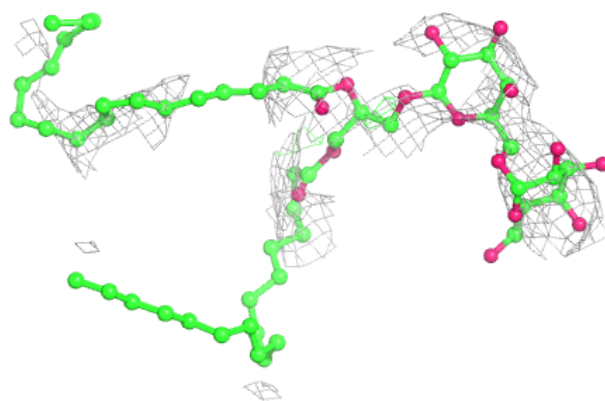


Electron density around BCR t 1046:

$2mF_o-DF_c$ (at 0.7 rmsd) in gray
 mF_o-DF_c (at 3 rmsd) in purple (negative)
and green (positive)

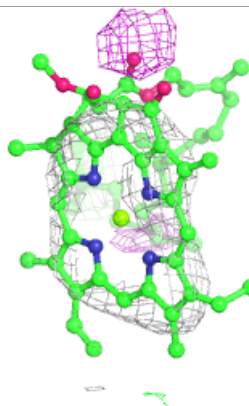
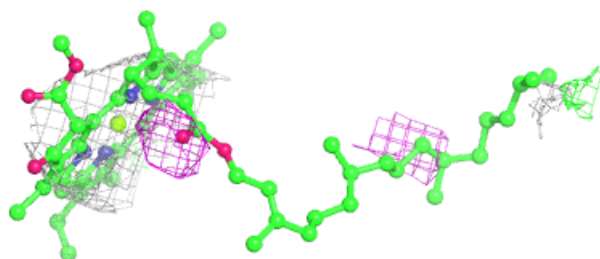
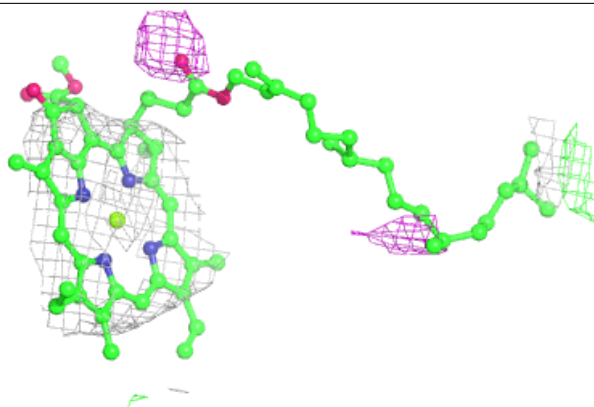
**Electron density around DGD c 6056:**

$2mF_o-DF_c$ (at 0.7 rmsd) in gray
 mF_o-DF_c (at 3 rmsd) in purple (negative)
and green (positive)


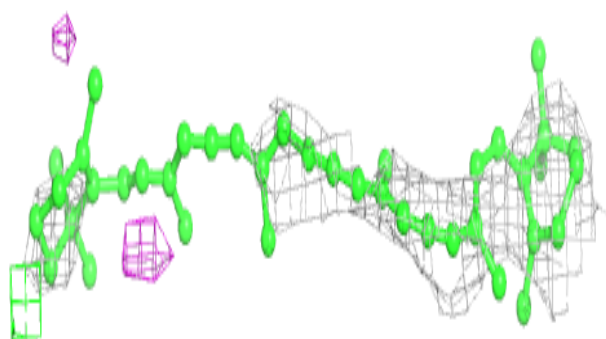
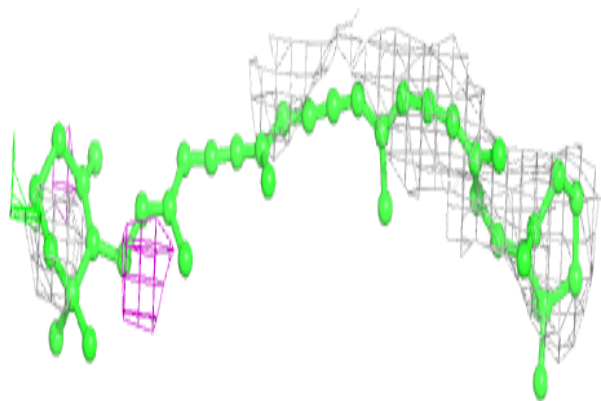


Electron density around CLA c 6035:

$2mF_o-DF_c$ (at 0.7 rmsd) in gray
 mF_o-DF_c (at 3 rmsd) in purple (negative)
and green (positive)

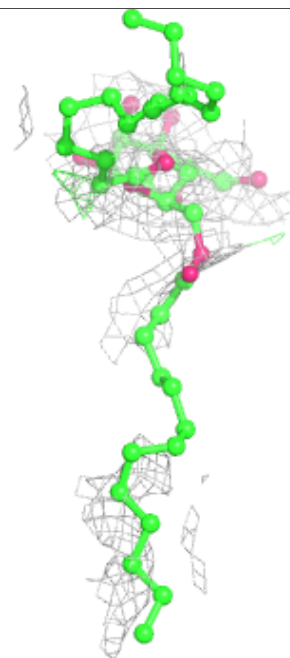
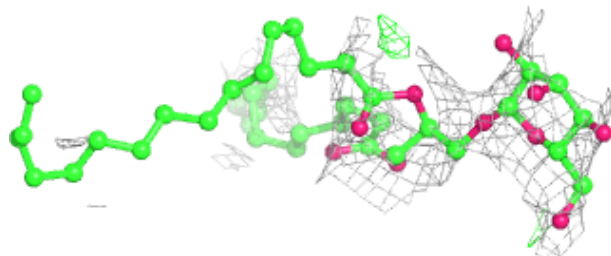
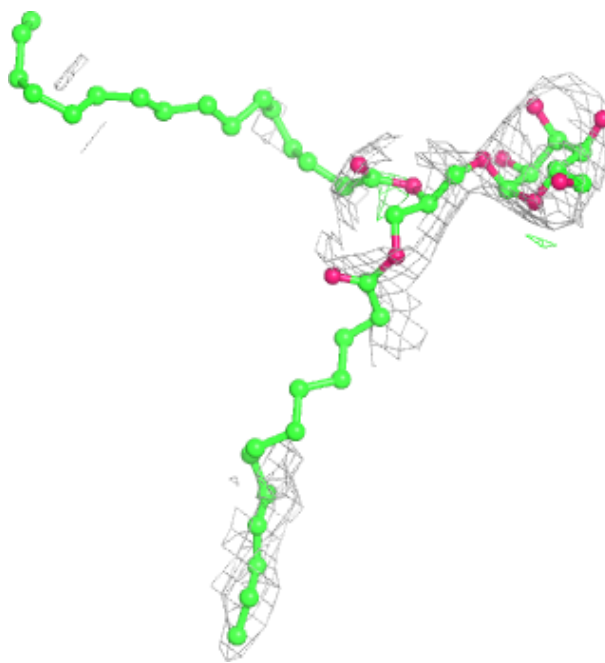
**Electron density around BCR C 1052:**

$2mF_o-DF_c$ (at 0.7 rmsd) in gray
 mF_o-DF_c (at 3 rmsd) in purple (negative)
and green (positive)




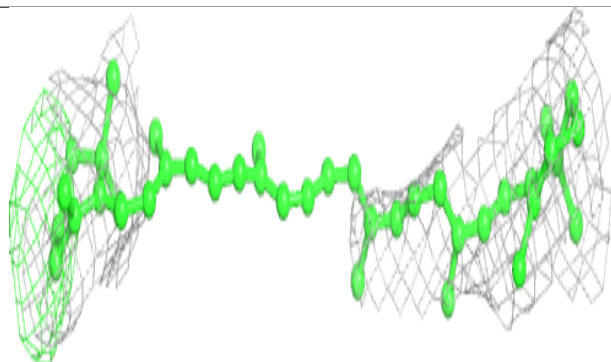
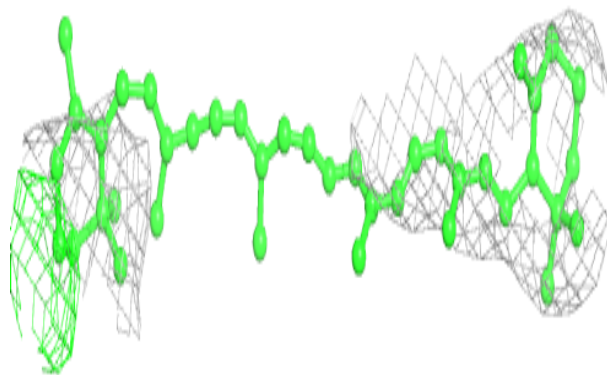
Electron density around MGE 1 6061:

$2mF_o-DF_c$ (at 0.7 rmsd) in gray
 mF_o-DF_c (at 3 rmsd) in purple (negative)
and green (positive)

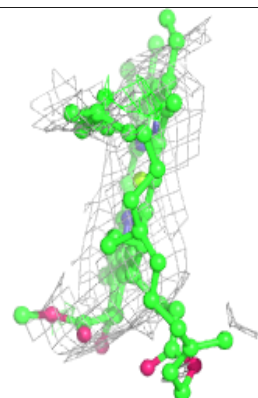
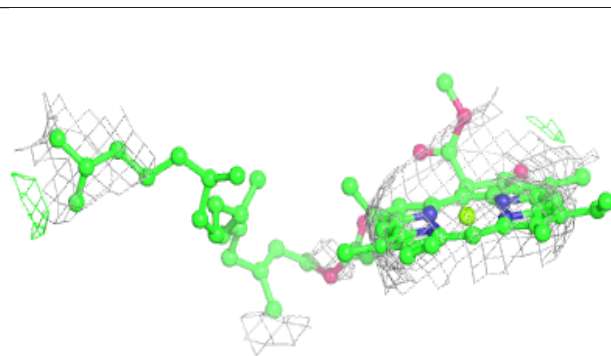
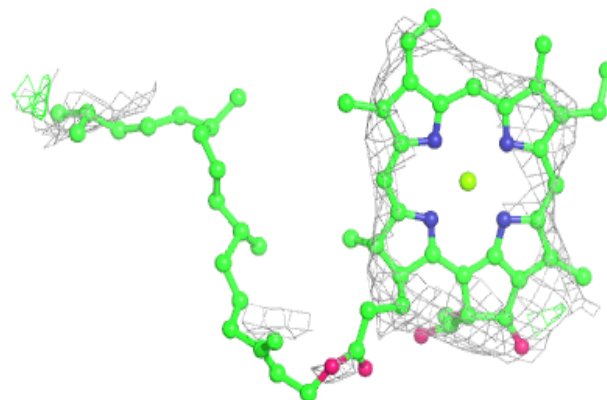


Electron density around BCR b 6047:

$2mF_o-DF_c$ (at 0.7 rmsd) in gray
 mF_o-DF_c (at 3 rmsd) in purple (negative)
and green (positive)


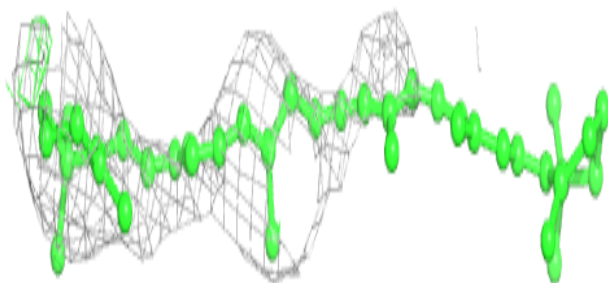
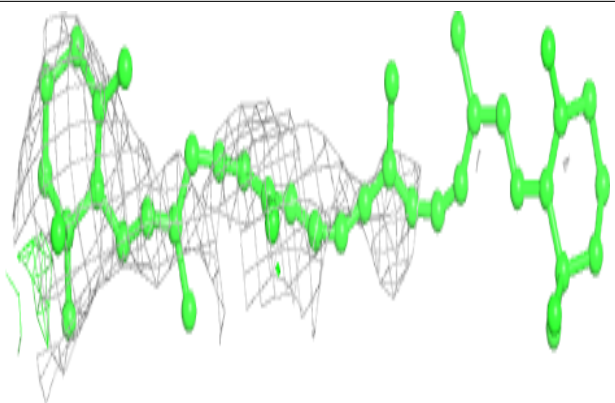
**Electron density around CLA c 6036:**

$2mF_o-DF_c$ (at 0.7 rmsd) in gray
 mF_o-DF_c (at 3 rmsd) in purple (negative)
and green (positive)

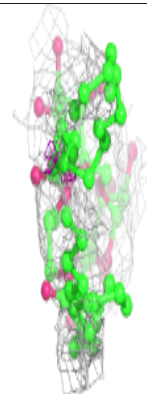
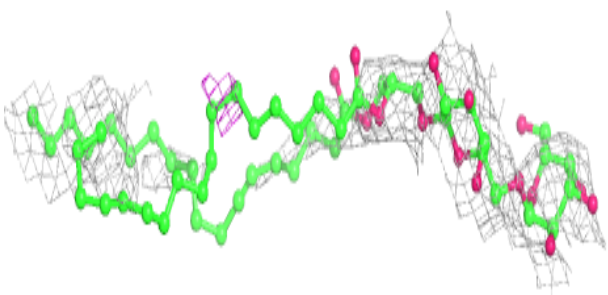
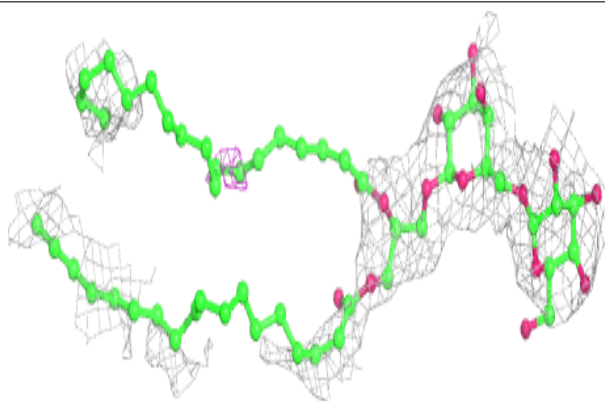


Electron density around BCR B 1045:

$2mF_o-DF_c$ (at 0.7 rmsd) in gray
 mF_o-DF_c (at 3 rmsd) in purple (negative)
and green (positive)


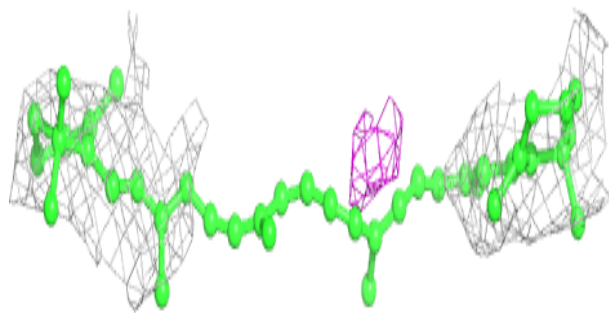
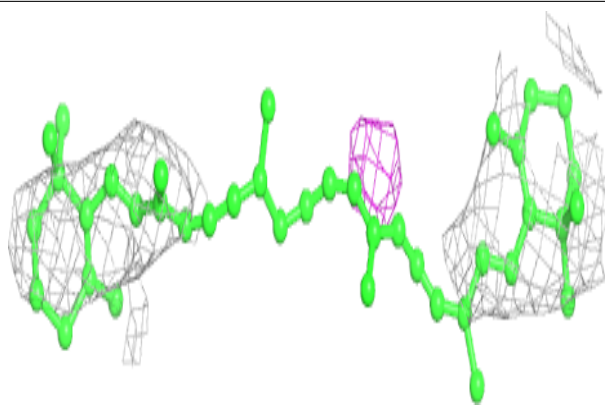
**Electron density around DGD c 6057:**

$2mF_o-DF_c$ (at 0.7 rmsd) in gray
 mF_o-DF_c (at 3 rmsd) in purple (negative)
and green (positive)

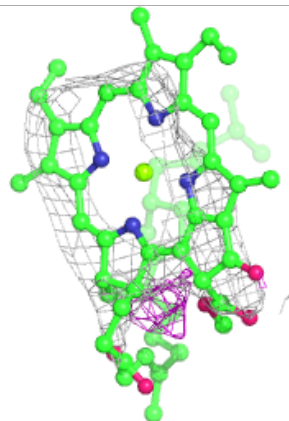
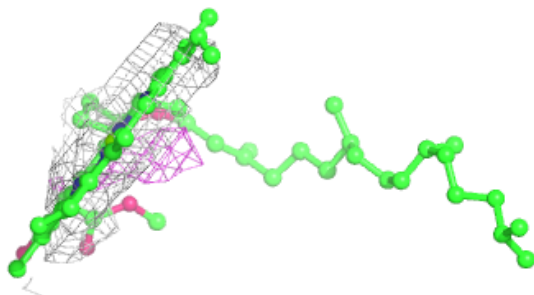
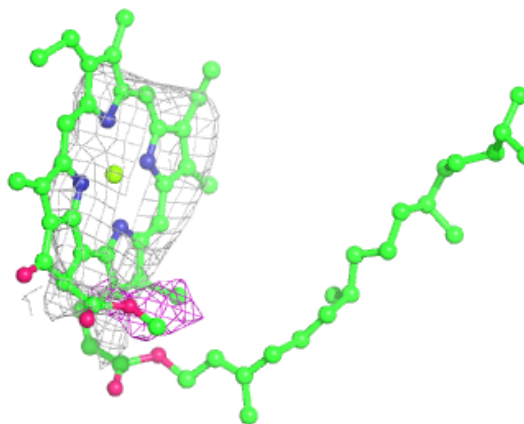


Electron density around BCR d 6050:

$2mF_o-DF_c$ (at 0.7 rmsd) in gray
 mF_o-DF_c (at 3 rmsd) in purple (negative)
and green (positive)

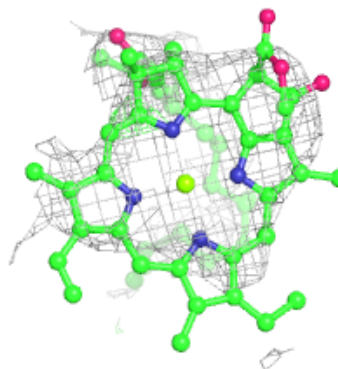
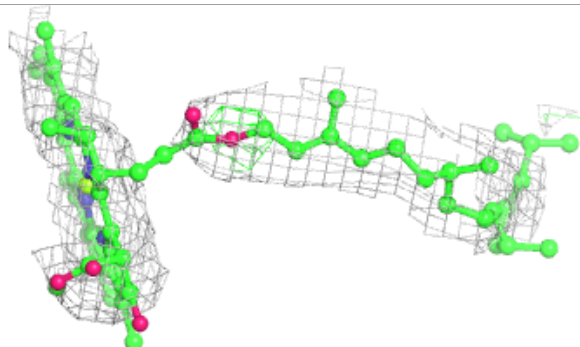
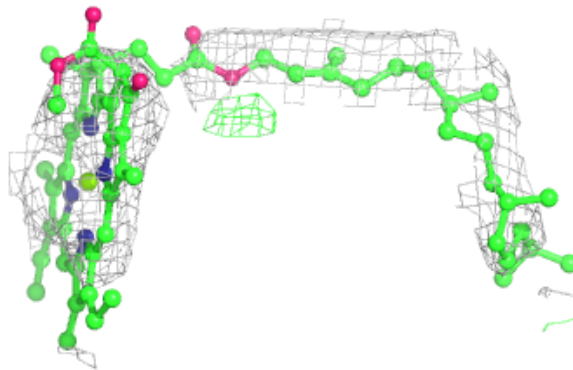
**Electron density around CLA c 6031:**

$2mF_o-DF_c$ (at 0.7 rmsd) in gray
 mF_o-DF_c (at 3 rmsd) in purple (negative)
and green (positive)

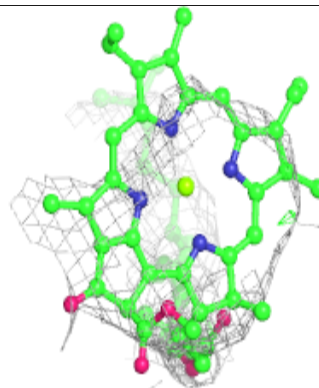
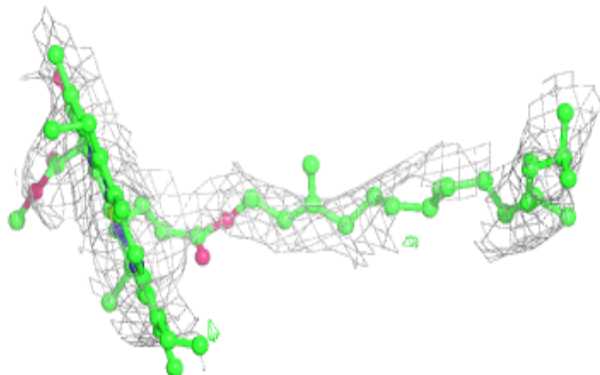
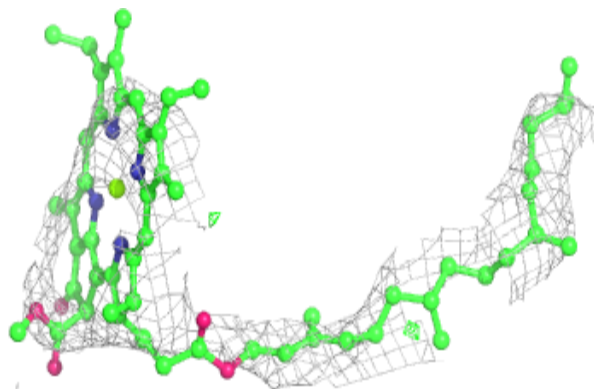


Electron density around CLA C 1030:

$2mF_o-DF_c$ (at 0.7 rmsd) in gray
 mF_o-DF_c (at 3 rmsd) in purple (negative)
and green (positive)

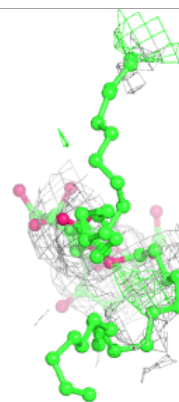
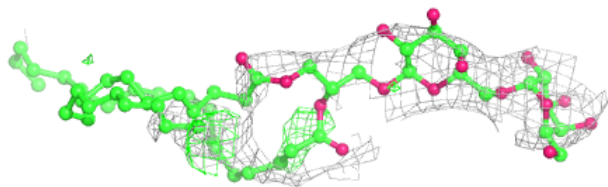
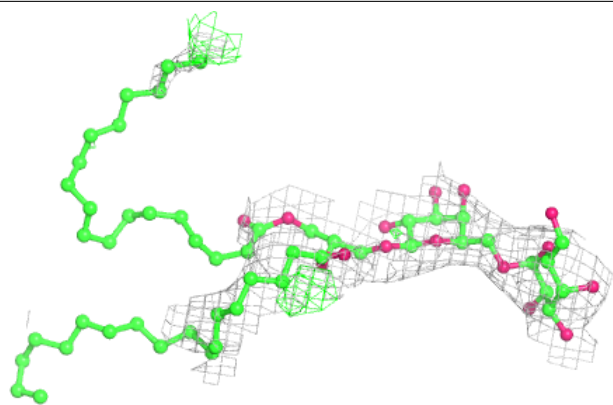
**Electron density around CLA H 1017:**

$2mF_o-DF_c$ (at 0.7 rmsd) in gray
 mF_o-DF_c (at 3 rmsd) in purple (negative)
and green (positive)

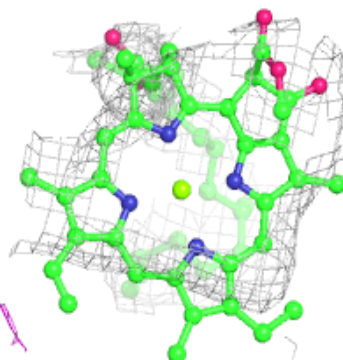
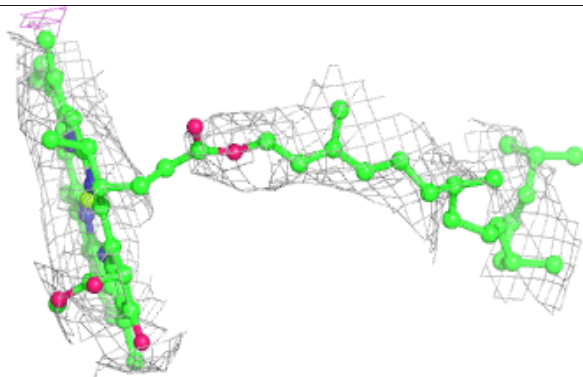
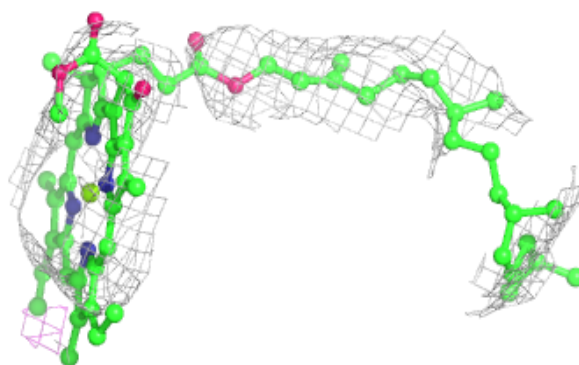


Electron density around DGD C 1055:

$2mF_o-DF_c$ (at 0.7 rmsd) in gray
 mF_o-DF_c (at 3 rmsd) in purple (negative)
and green (positive)

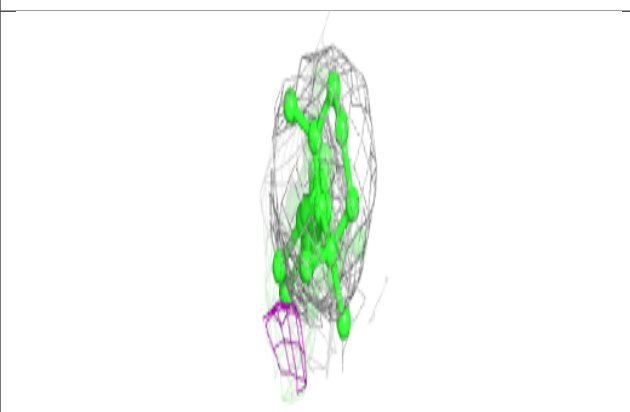
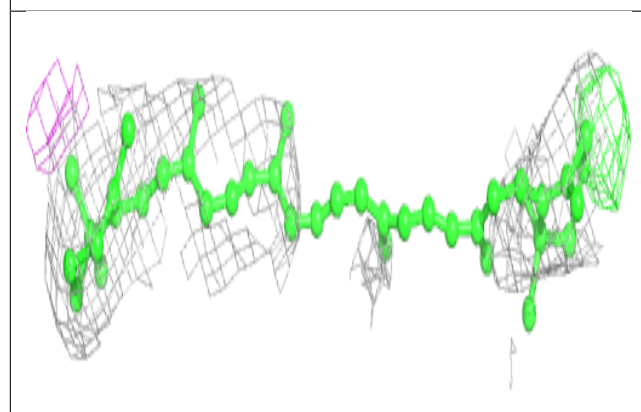
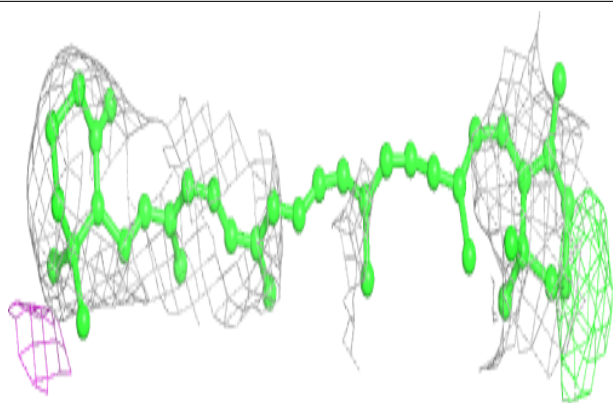
**Electron density around CLA c 6030:**

$2mF_o-DF_c$ (at 0.7 rmsd) in gray
 mF_o-DF_c (at 3 rmsd) in purple (negative)
and green (positive)

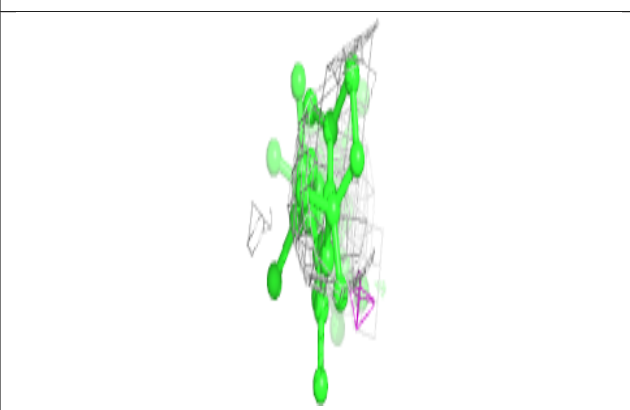
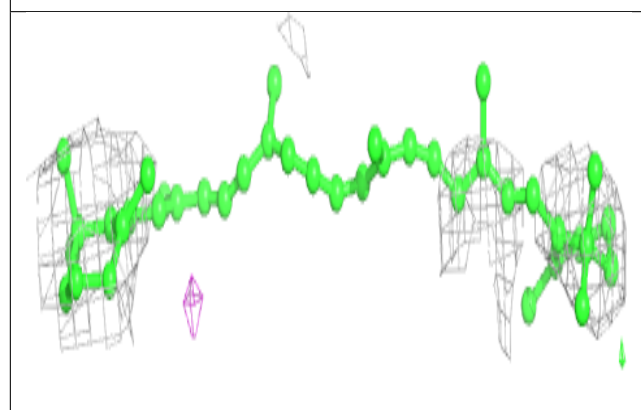
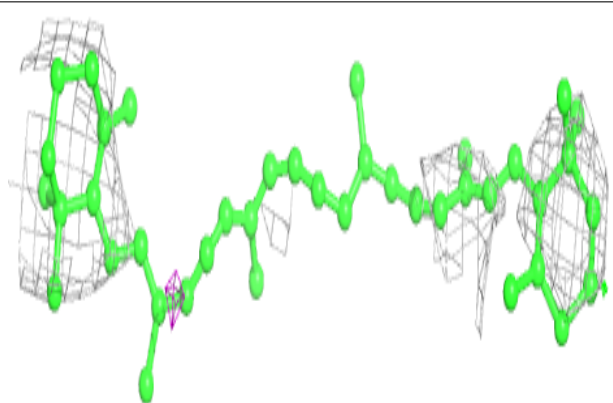


Electron density around BCR B 1047:

$2mF_o-DF_c$ (at 0.7 rmsd) in gray
 mF_o-DF_c (at 3 rmsd) in purple (negative)
and green (positive)

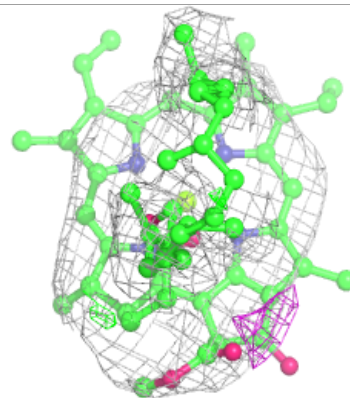
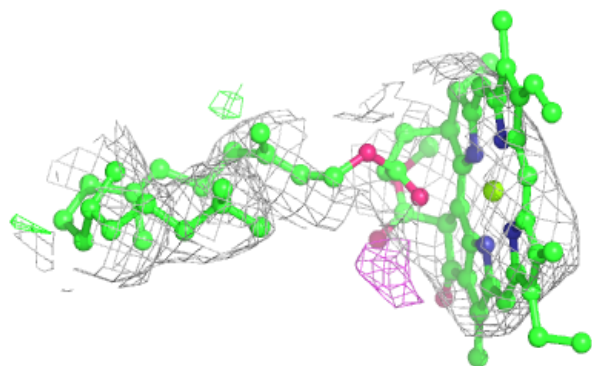
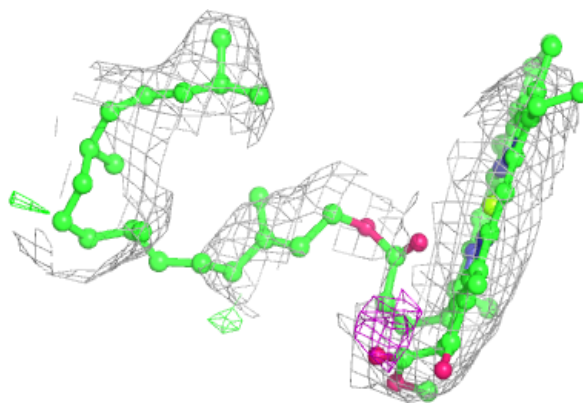
**Electron density around BCR D 1050:**

$2mF_o-DF_c$ (at 0.7 rmsd) in gray
 mF_o-DF_c (at 3 rmsd) in purple (negative)
and green (positive)

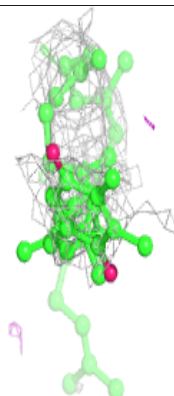
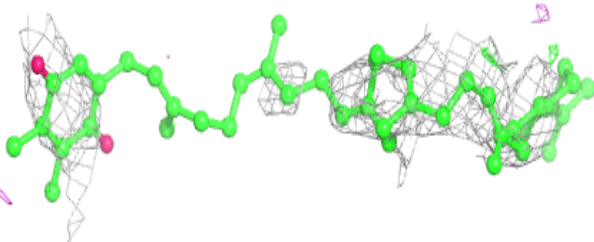
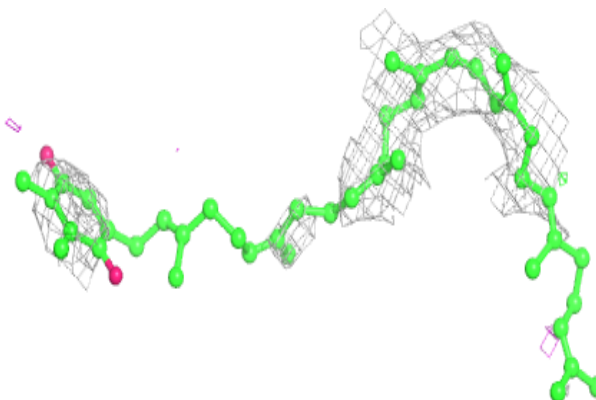


Electron density around CLA B 1009:

$2mF_o-DF_c$ (at 0.7 rmsd) in gray
 mF_o-DF_c (at 3 rmsd) in purple (negative)
and green (positive)

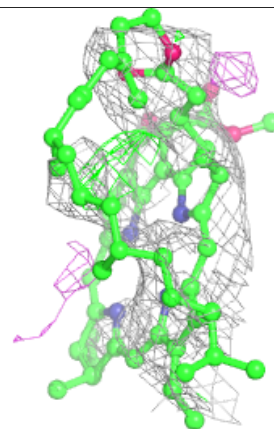
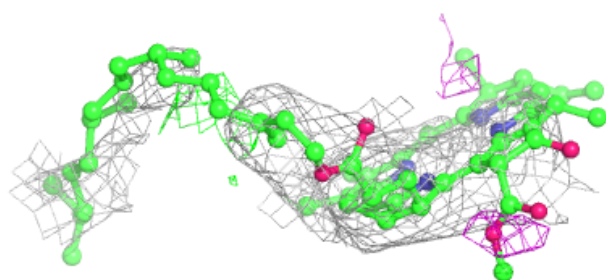
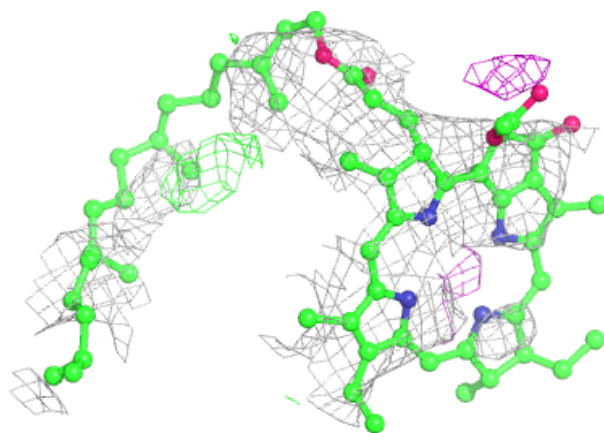
**Electron density around PQ9 D 1042:**

$2mF_o-DF_c$ (at 0.7 rmsd) in gray
 mF_o-DF_c (at 3 rmsd) in purple (negative)
and green (positive)

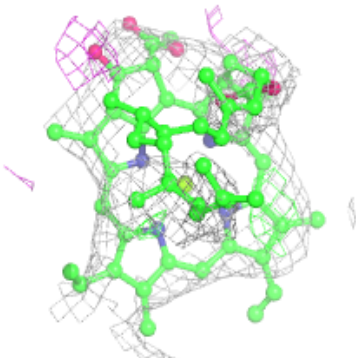
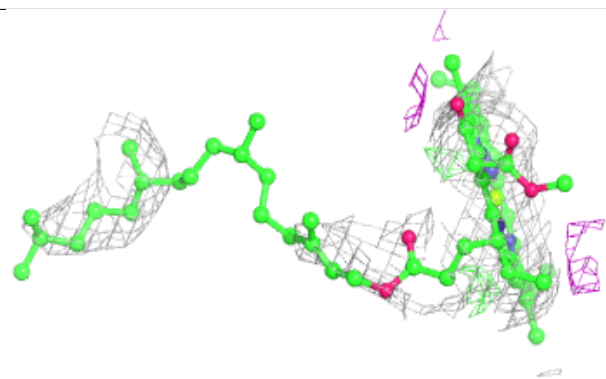
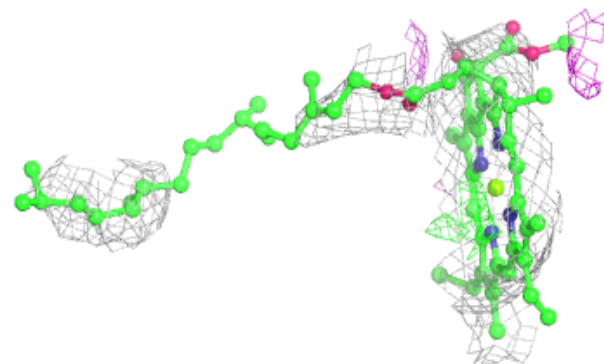


Electron density around PHO D 1039:

$2mF_o-DF_c$ (at 0.7 rmsd) in gray
 mF_o-DF_c (at 3 rmsd) in purple (negative)
and green (positive)

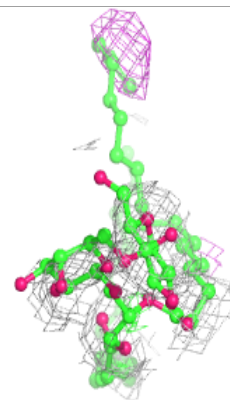
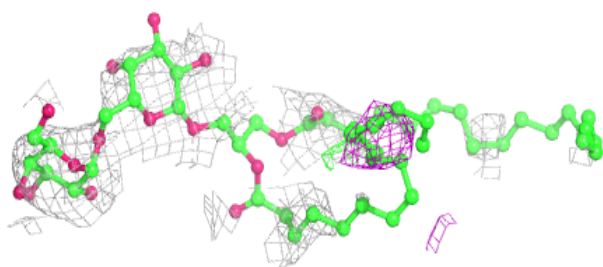
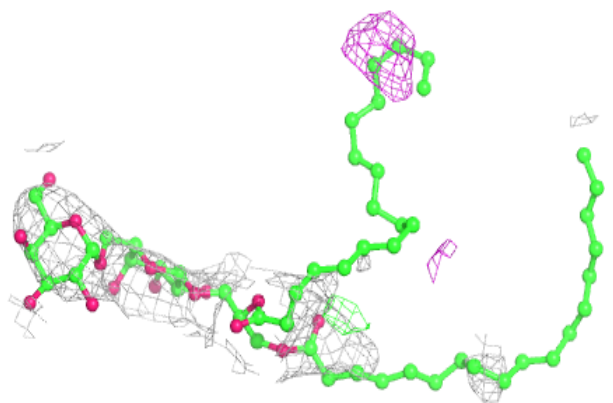
**Electron density around CLA C 1032:**

$2mF_o-DF_c$ (at 0.7 rmsd) in gray
 mF_o-DF_c (at 3 rmsd) in purple (negative)
and green (positive)

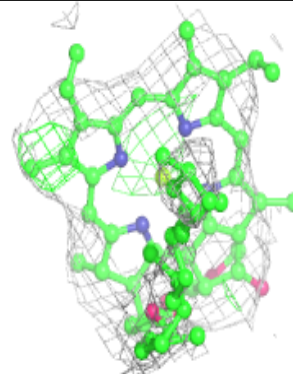
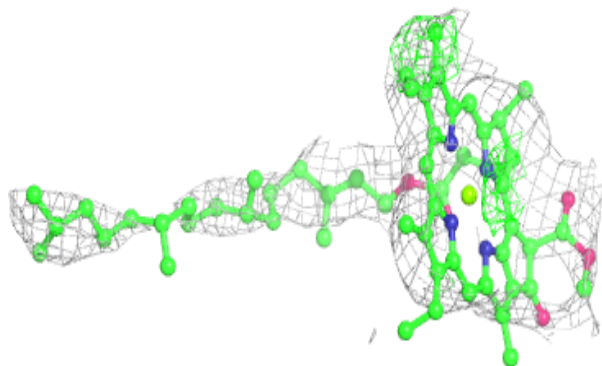
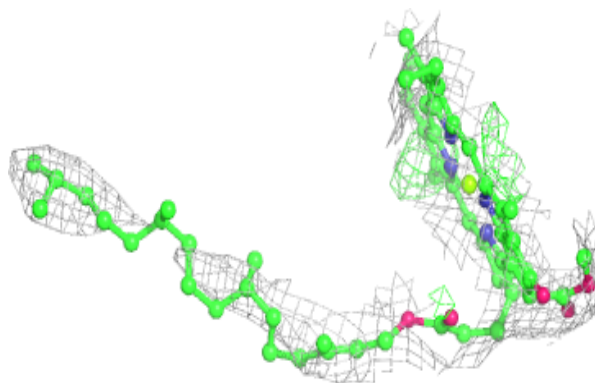


Electron density around DGD b 6058:

$2mF_o-DF_c$ (at 0.7 rnsd) in gray
 mF_o-DF_c (at 3 rnsd) in purple (negative)
and green (positive)

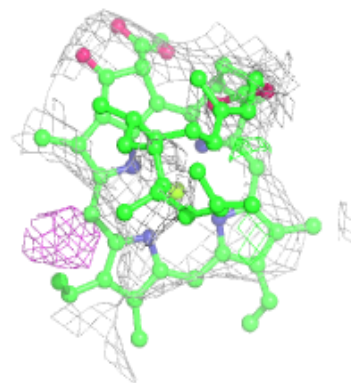
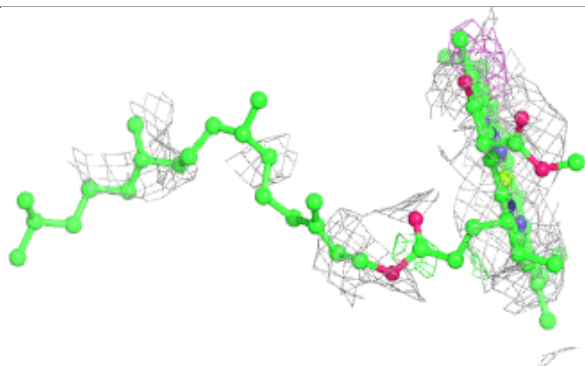
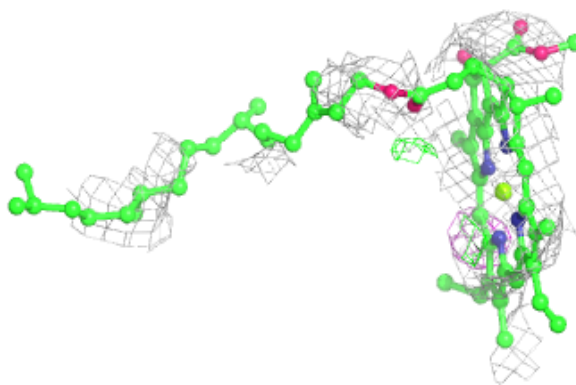
**Electron density around CLA b 6015:**

$2mF_o-DF_c$ (at 0.7 rnsd) in gray
 mF_o-DF_c (at 3 rnsd) in purple (negative)
and green (positive)

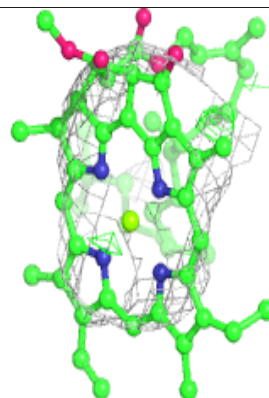
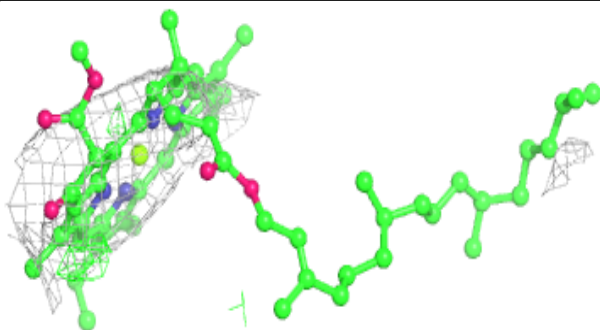
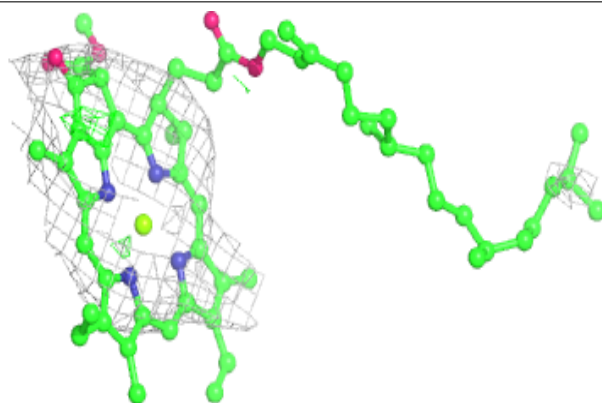


Electron density around CLA c 6032:

$2mF_o-DF_c$ (at 0.7 rmsd) in gray
 mF_o-DF_c (at 3 rmsd) in purple (negative)
and green (positive)

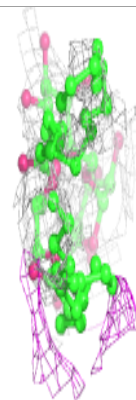
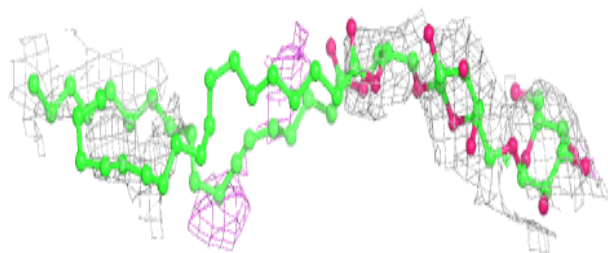
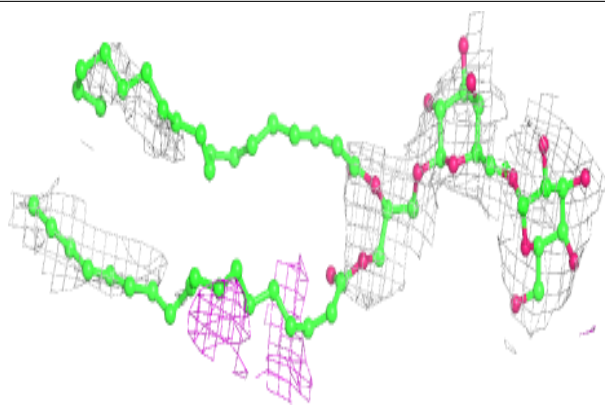
**Electron density around CLA C 1035:**

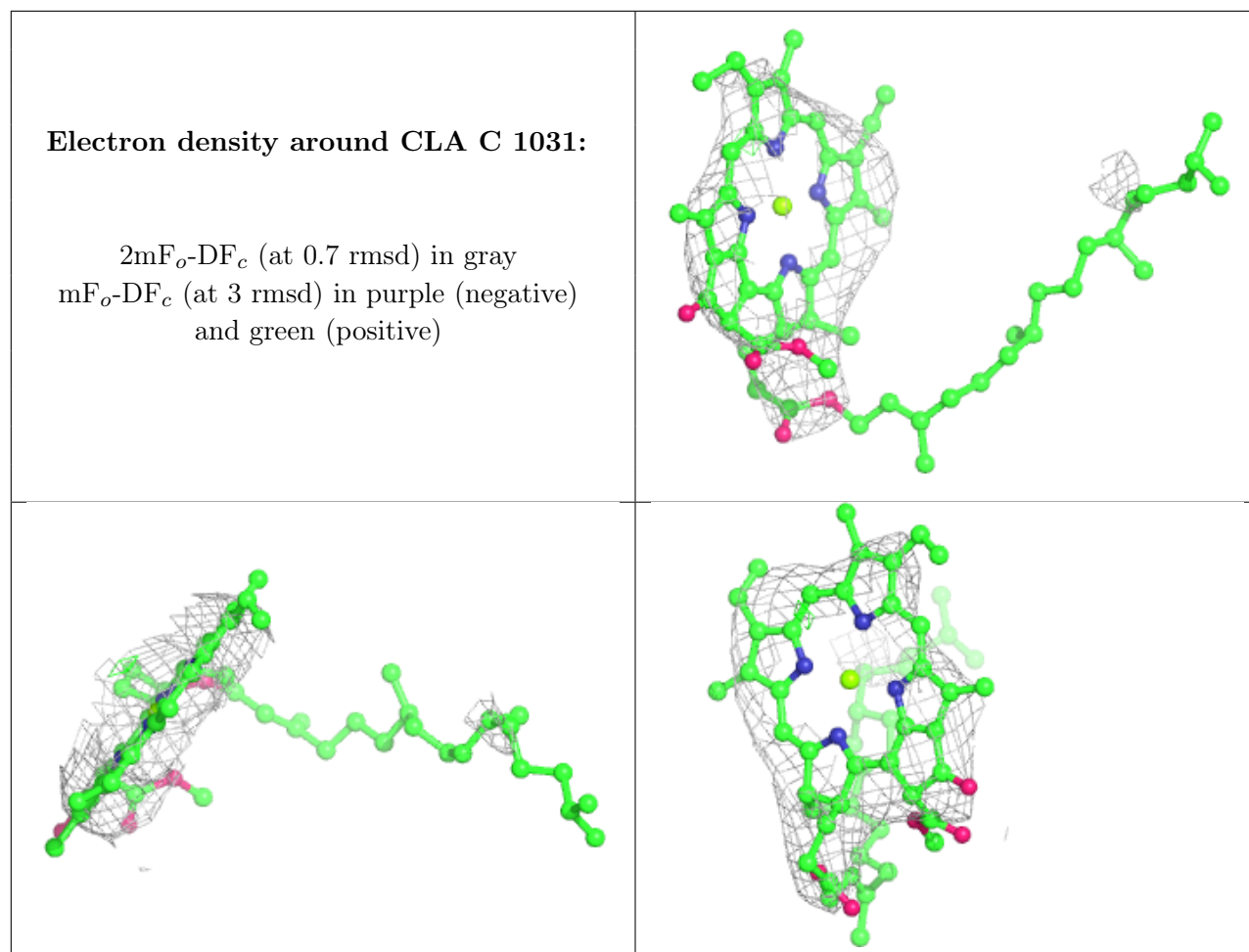
$2mF_o-DF_c$ (at 0.7 rmsd) in gray
 mF_o-DF_c (at 3 rmsd) in purple (negative)
and green (positive)



Electron density around DGD C 1057:

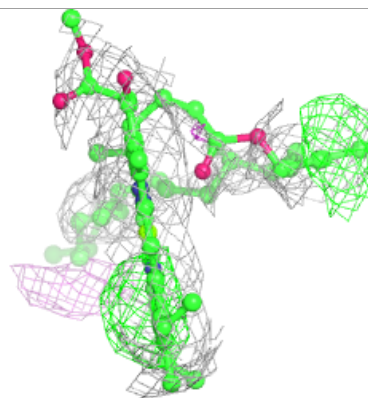
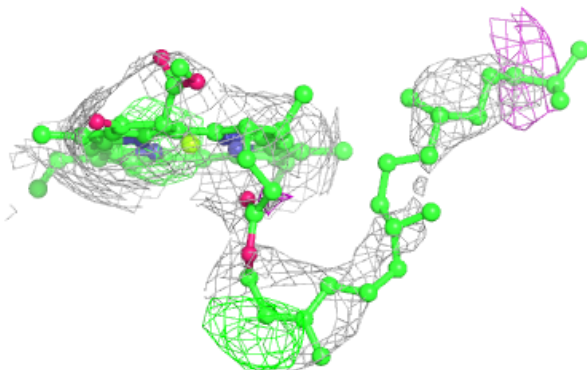
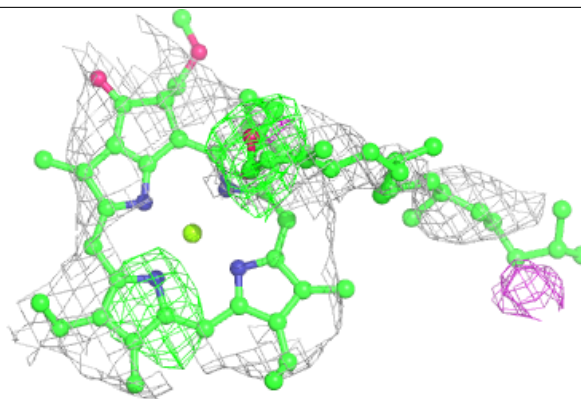
$2mF_o-DF_c$ (at 0.7 rmsd) in gray
 mF_o-DF_c (at 3 rmsd) in purple (negative)
and green (positive)



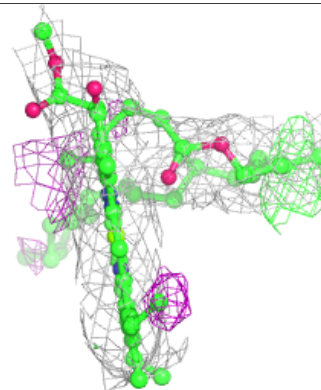
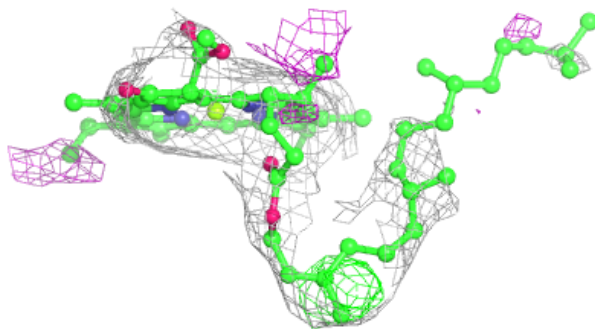
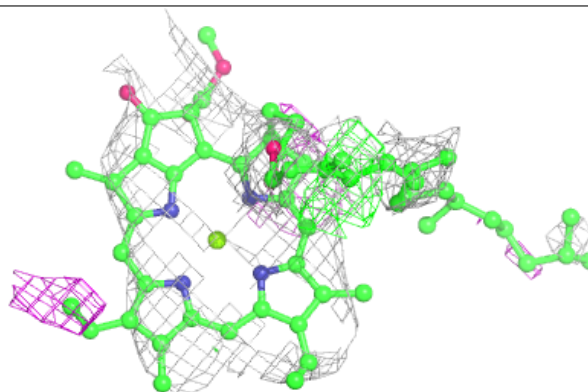


Electron density around CLA d 6005:

$2mF_o-DF_c$ (at 0.7 rmsd) in gray
 mF_o-DF_c (at 3 rmsd) in purple (negative)
and green (positive)

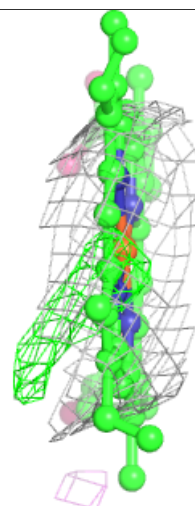
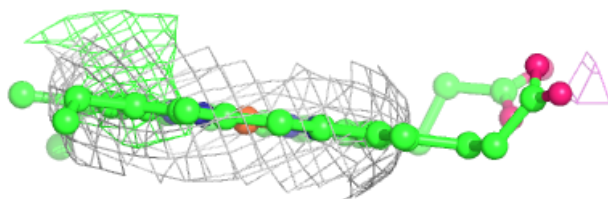
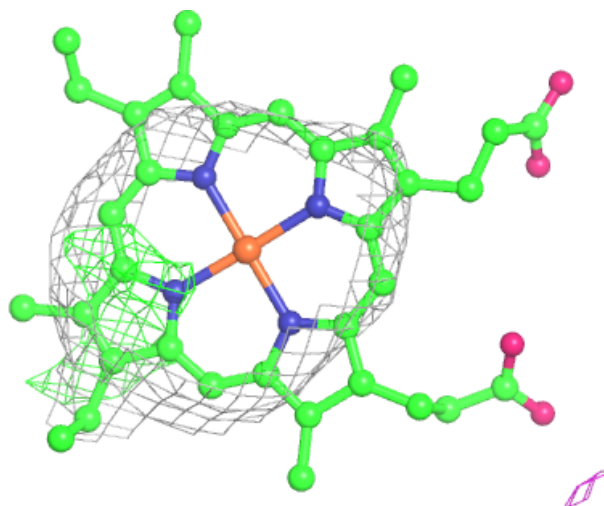
**Electron density around CLA D 1005:**

$2mF_o-DF_c$ (at 0.7 rmsd) in gray
 mF_o-DF_c (at 3 rmsd) in purple (negative)
and green (positive)



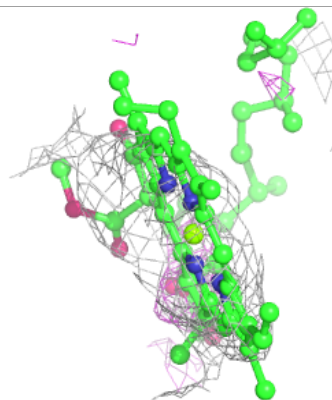
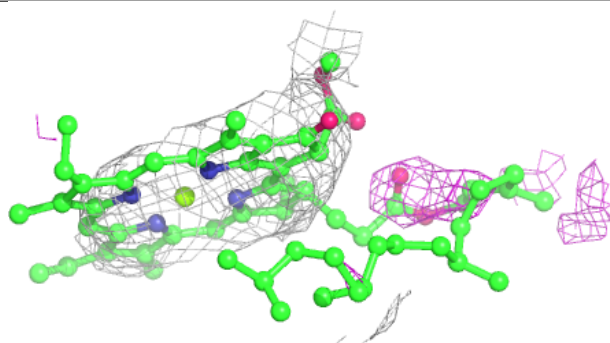
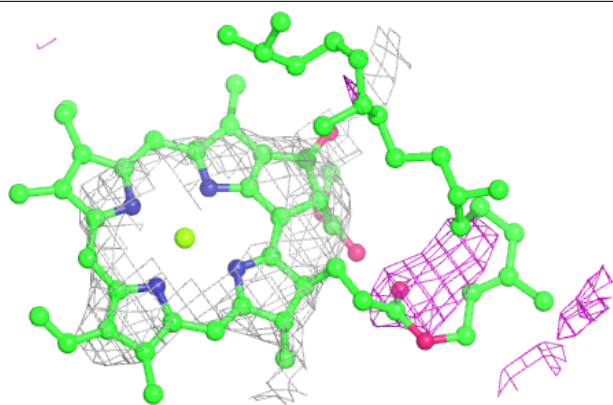
Electron density around HEM F 1040:

$2mF_o-DF_c$ (at 0.7 rmsd) in gray
 mF_o-DF_c (at 3 rmsd) in purple (negative)
and green (positive)

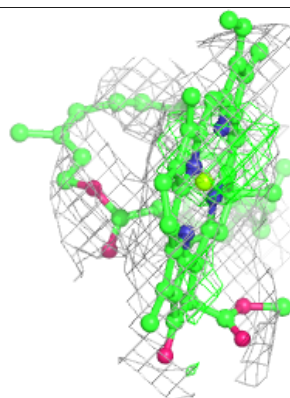
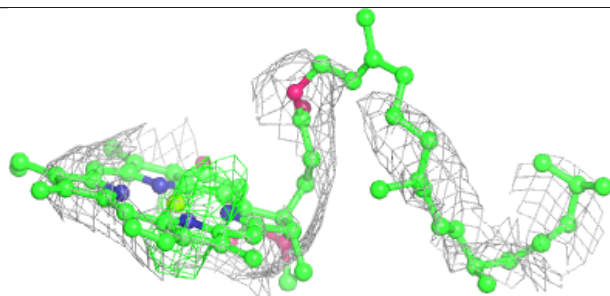
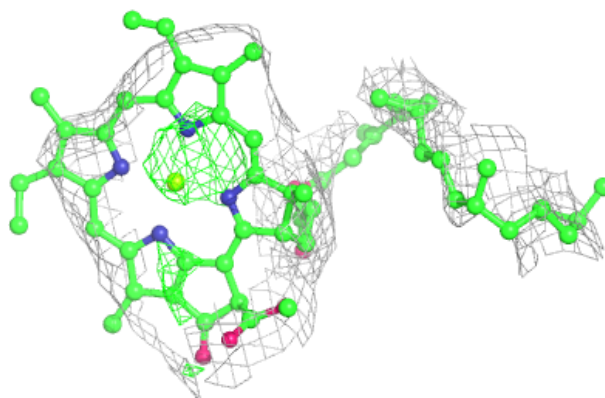


Electron density around CLA c 6033:

$2mF_o-DF_c$ (at 0.7 rmsd) in gray
 mF_o-DF_c (at 3 rmsd) in purple (negative)
and green (positive)

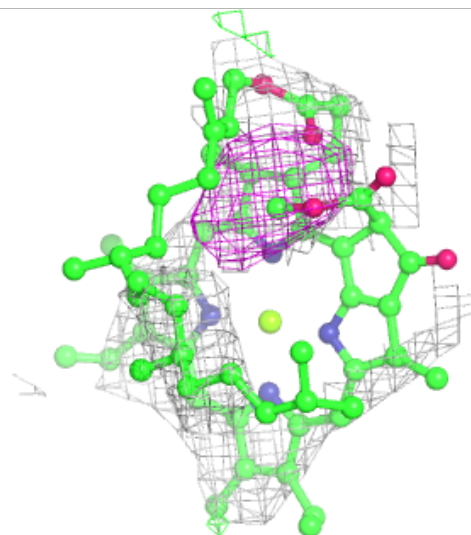
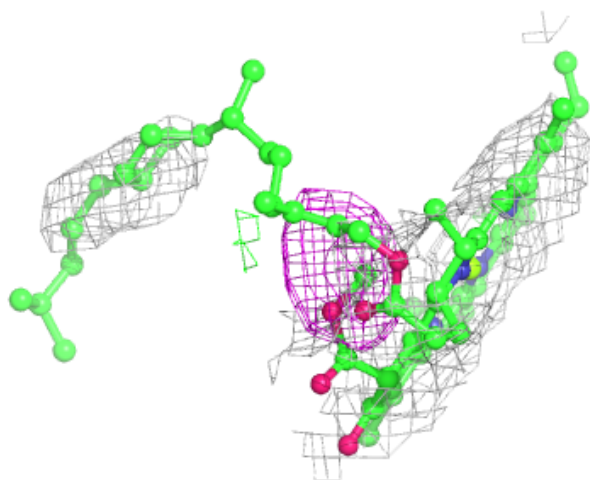
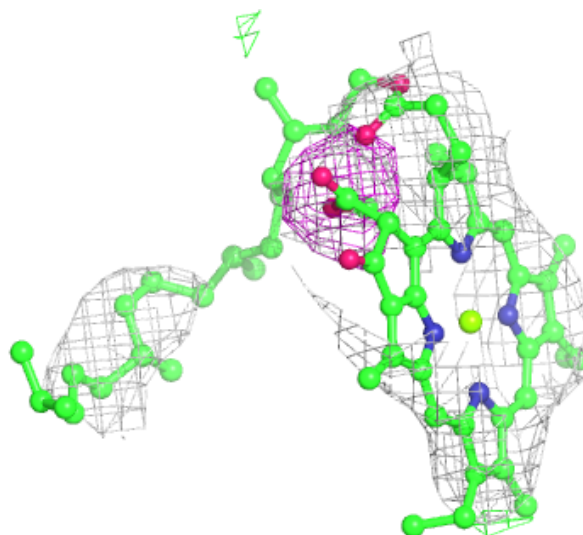
**Electron density around CLA A 1006:**

$2mF_o-DF_c$ (at 0.7 rmsd) in gray
 mF_o-DF_c (at 3 rmsd) in purple (negative)
and green (positive)



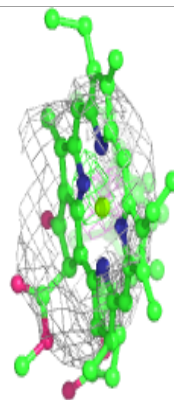
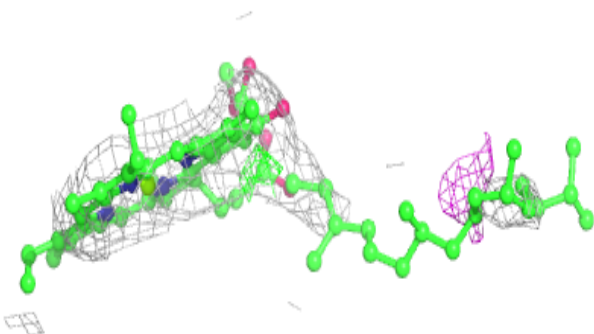
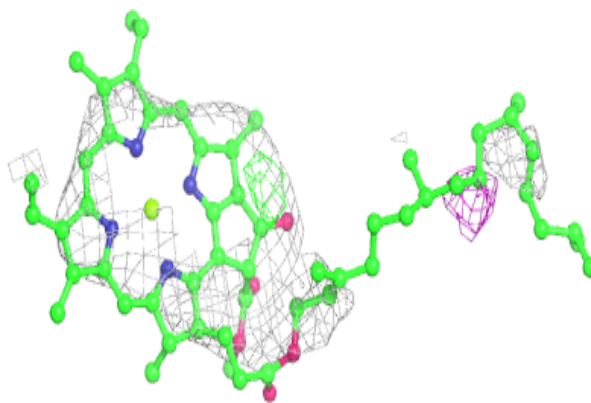
Electron density around CLA b 6021:

$2mF_o-DF_c$ (at 0.7 rmsd) in gray
 mF_o-DF_c (at 3 rmsd) in purple (negative)
and green (positive)

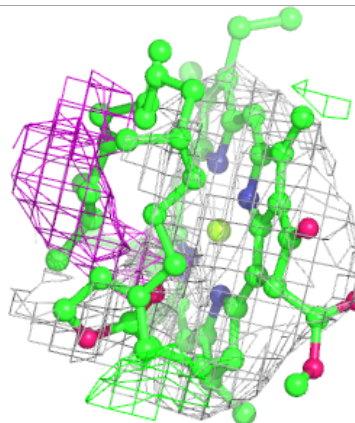
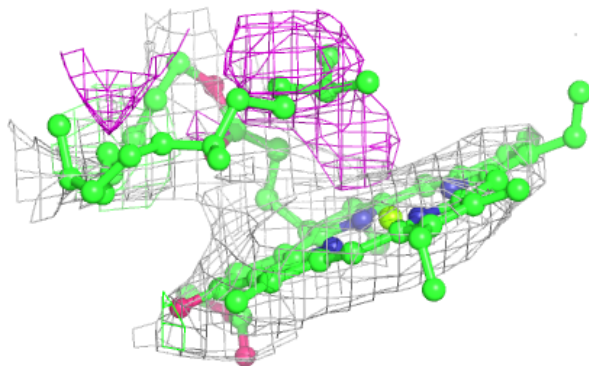
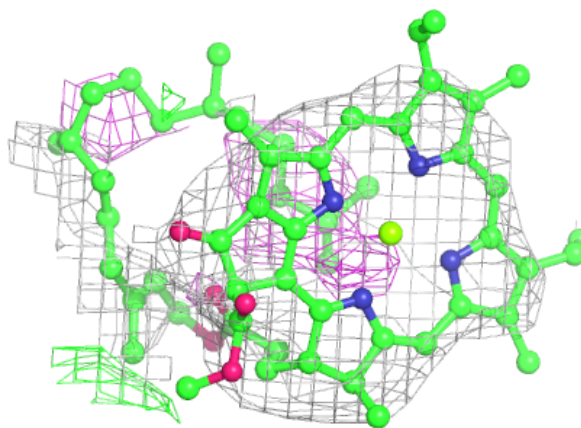


Electron density around CLA B 1010:

$2mF_o-DF_c$ (at 0.7 rmsd) in gray
 mF_o-DF_c (at 3 rmsd) in purple (negative)
and green (positive)

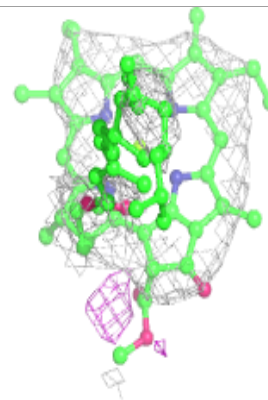
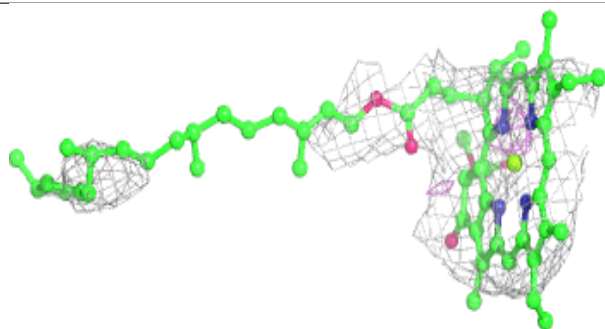
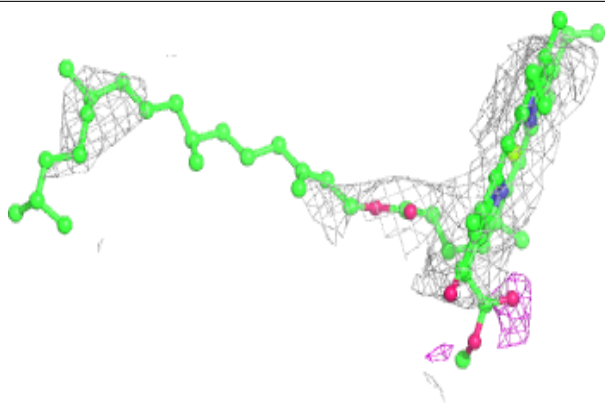
**Electron density around CLA c 6026:**

$2mF_o-DF_c$ (at 0.7 rmsd) in gray
 mF_o-DF_c (at 3 rmsd) in purple (negative)
and green (positive)

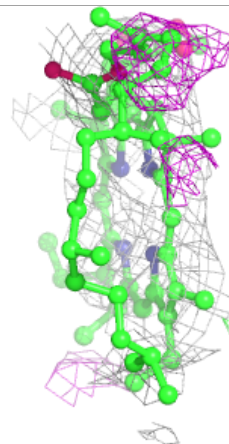
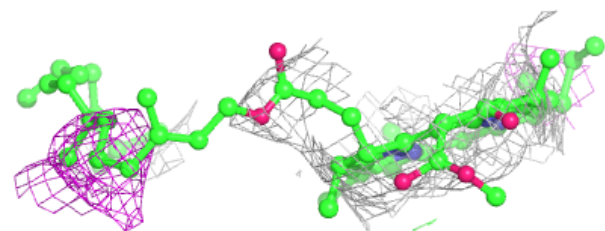
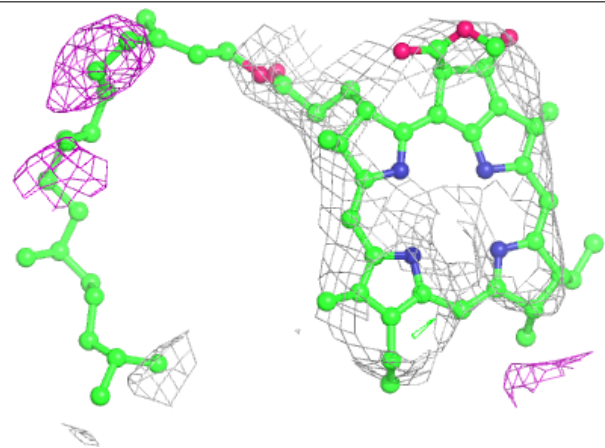


Electron density around CLA b 6012:

$2mF_o-DF_c$ (at 0.7 rmsd) in gray
 mF_o-DF_c (at 3 rmsd) in purple (negative)
and green (positive)

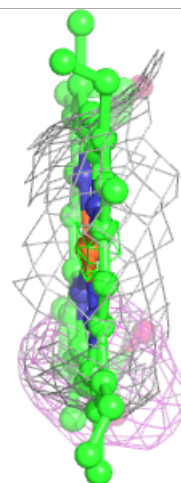
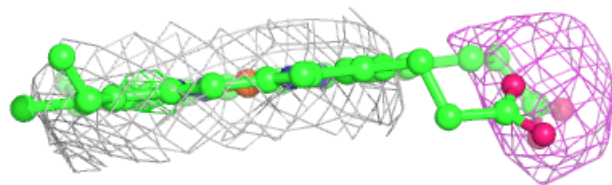
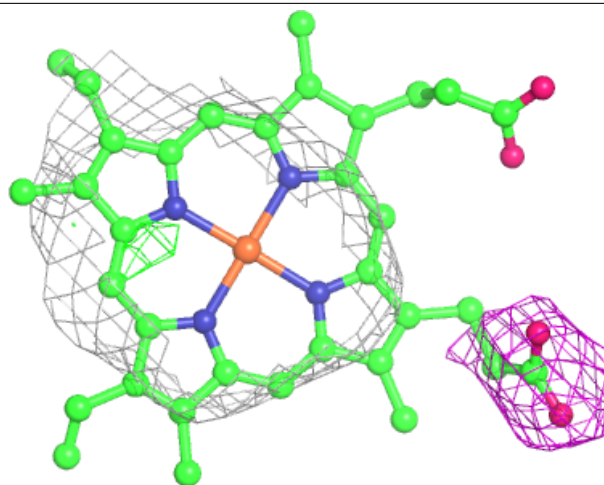
**Electron density around PHO a 6038:**

$2mF_o-DF_c$ (at 0.7 rmsd) in gray
 mF_o-DF_c (at 3 rmsd) in purple (negative)
and green (positive)



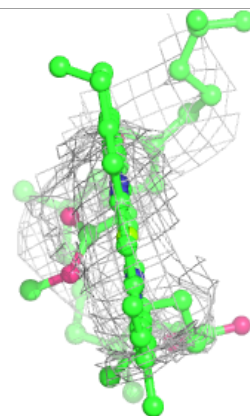
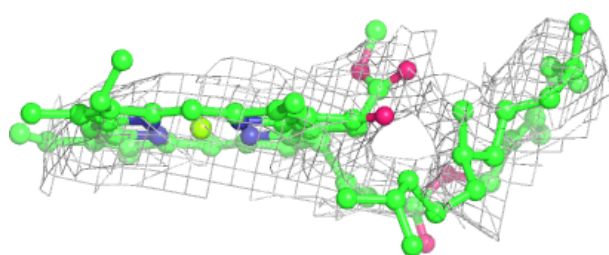
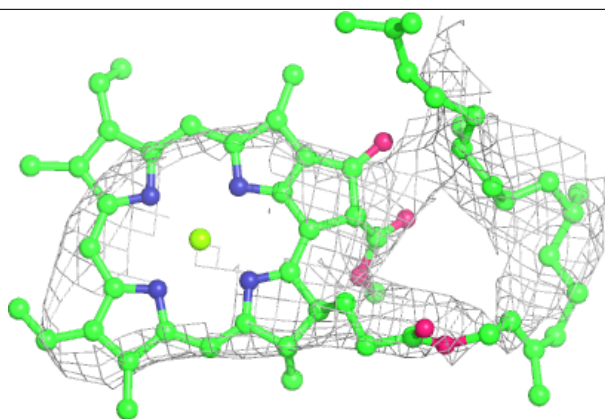
Electron density around HEM f 6040:

$2mF_o-DF_c$ (at 0.7 rmsd) in gray
 mF_o-DF_c (at 3 rmsd) in purple (negative)
and green (positive)

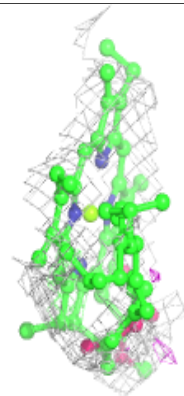
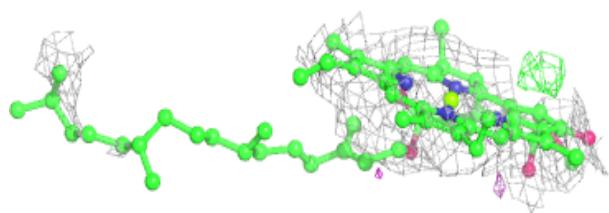
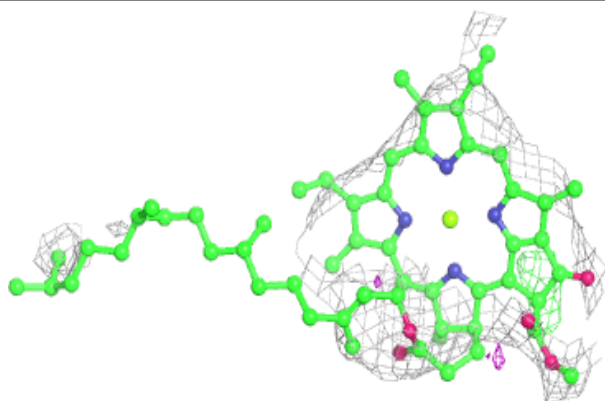


Electron density around CLA B 1018:

$2mF_o-DF_c$ (at 0.7 rmsd) in gray
 mF_o-DF_c (at 3 rmsd) in purple (negative)
and green (positive)

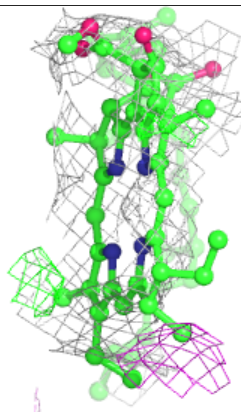
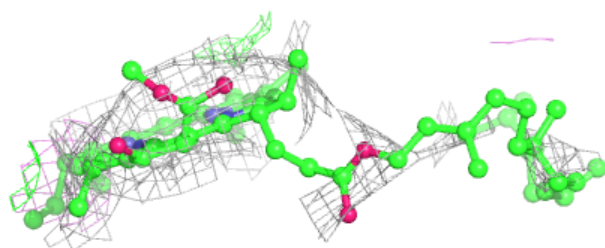
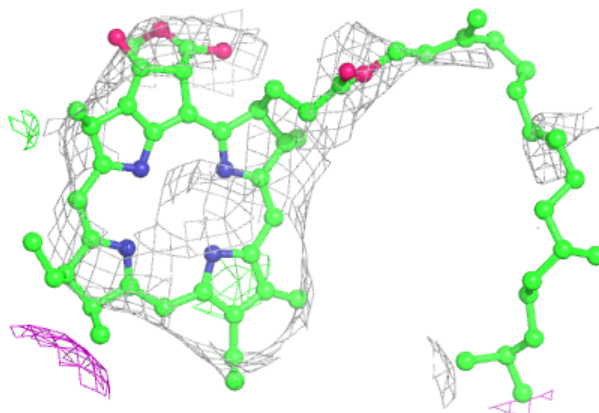
**Electron density around CLA b 6011:**

$2mF_o-DF_c$ (at 0.7 rmsd) in gray
 mF_o-DF_c (at 3 rmsd) in purple (negative)
and green (positive)

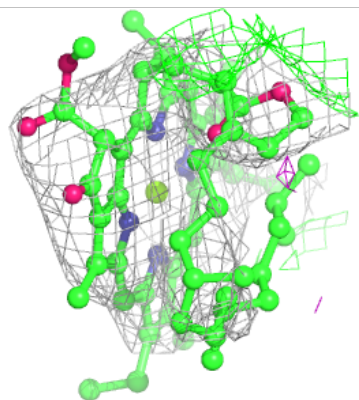
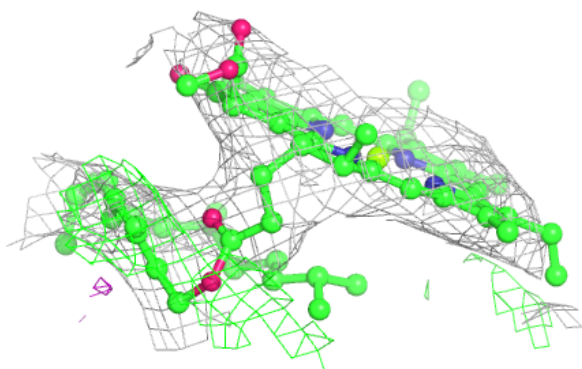
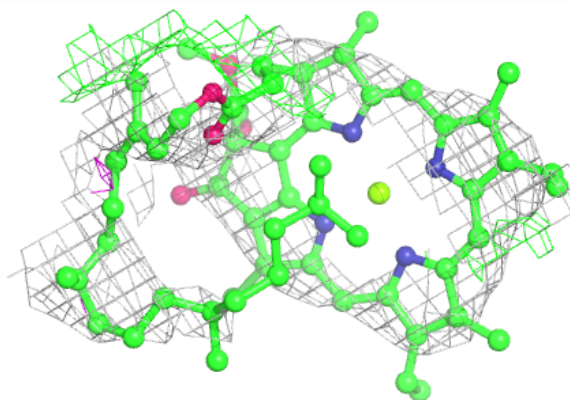


Electron density around PHO A 1038:

$2mF_o-DF_c$ (at 0.7 rmsd) in gray
 mF_o-DF_c (at 3 rmsd) in purple (negative)
and green (positive)

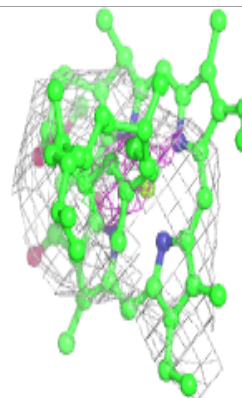
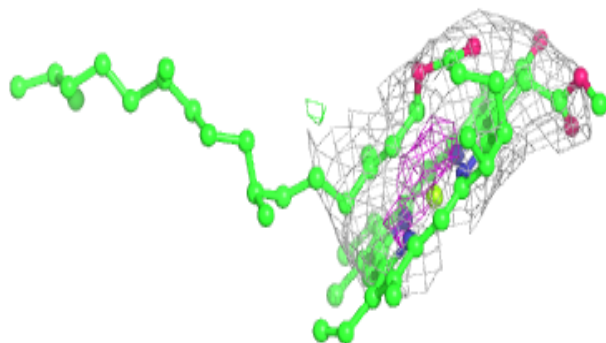
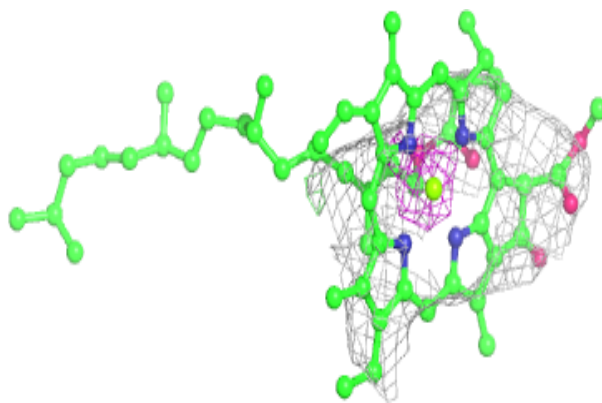
**Electron density around CLA C 1026:**

$2mF_o-DF_c$ (at 0.7 rmsd) in gray
 mF_o-DF_c (at 3 rmsd) in purple (negative)
and green (positive)

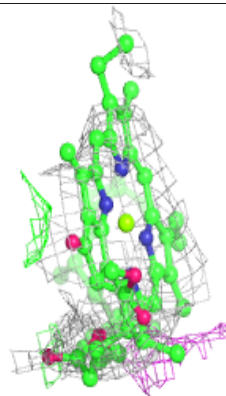
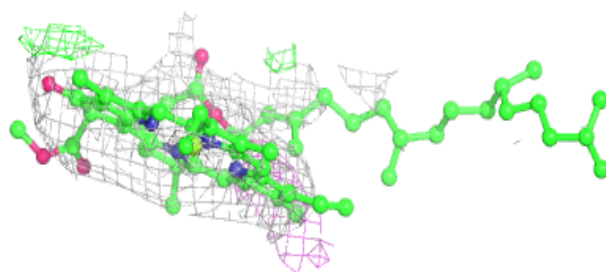
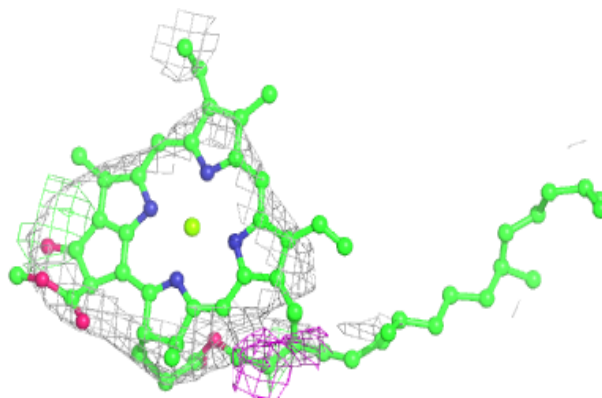


Electron density around CLA c 6029:

$2mF_o-DF_c$ (at 0.7 rmsd) in gray
 mF_o-DF_c (at 3 rmsd) in purple (negative)
and green (positive)

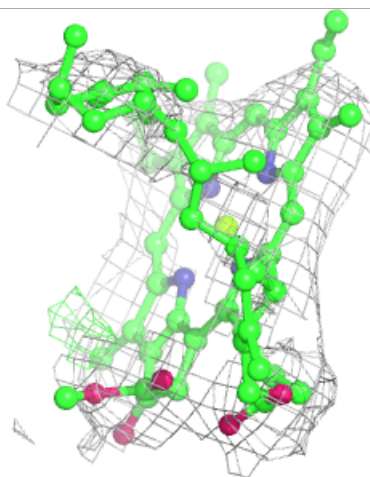
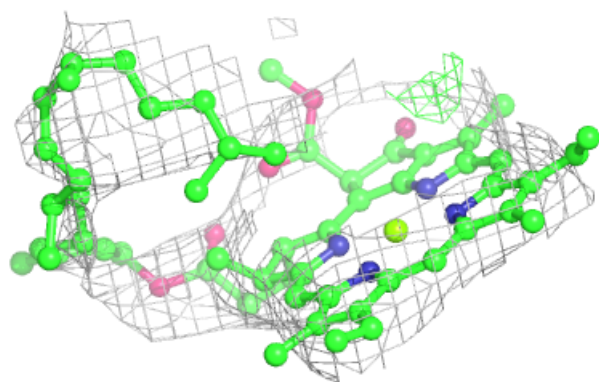
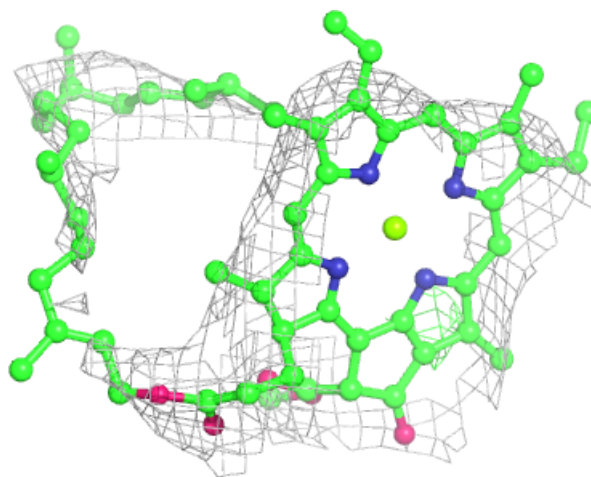
**Electron density around CLA c 6025:**

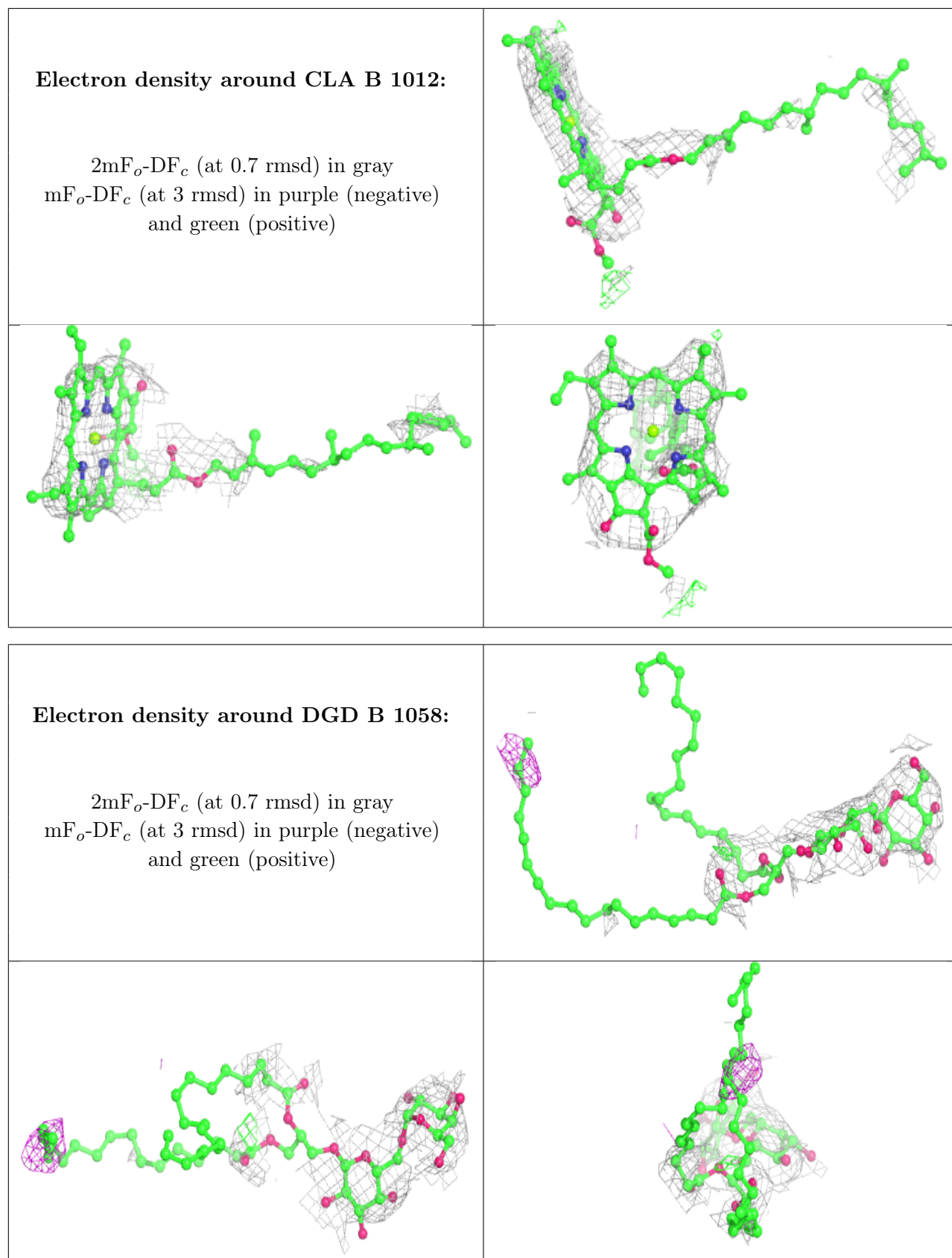
$2mF_o-DF_c$ (at 0.7 rmsd) in gray
 mF_o-DF_c (at 3 rmsd) in purple (negative)
and green (positive)



Electron density around CLA b 6023:

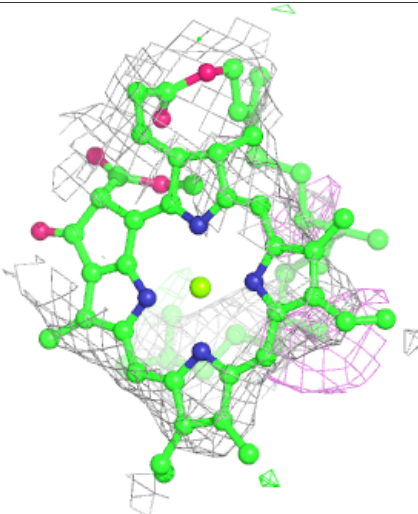
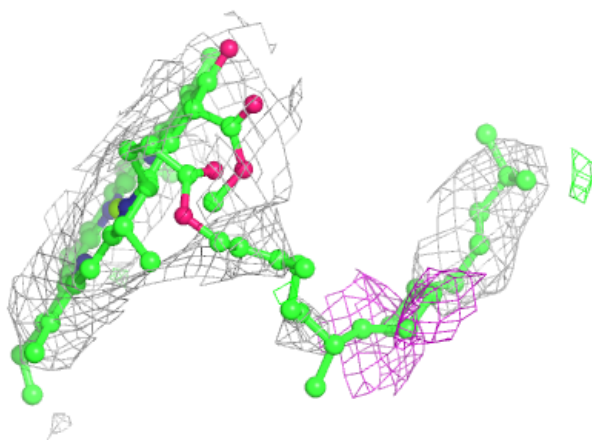
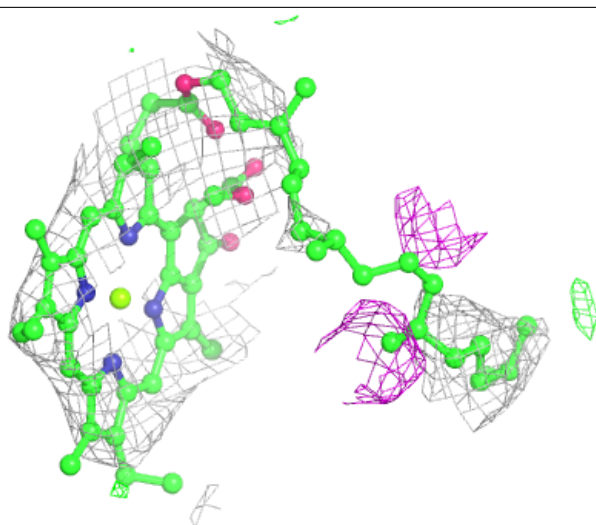
$2mF_o-DF_c$ (at 0.7 rmsd) in gray
 mF_o-DF_c (at 3 rmsd) in purple (negative)
and green (positive)





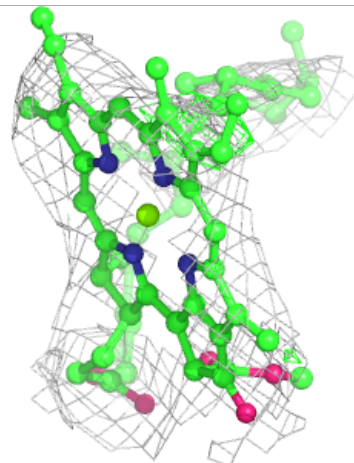
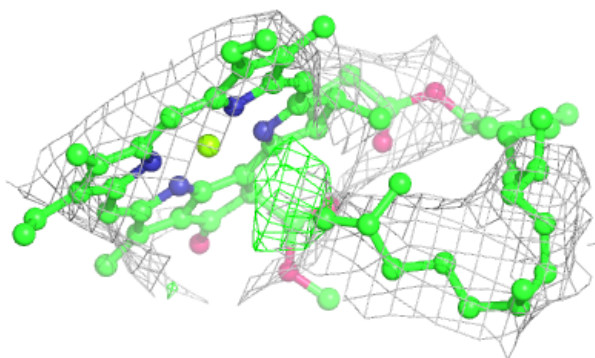
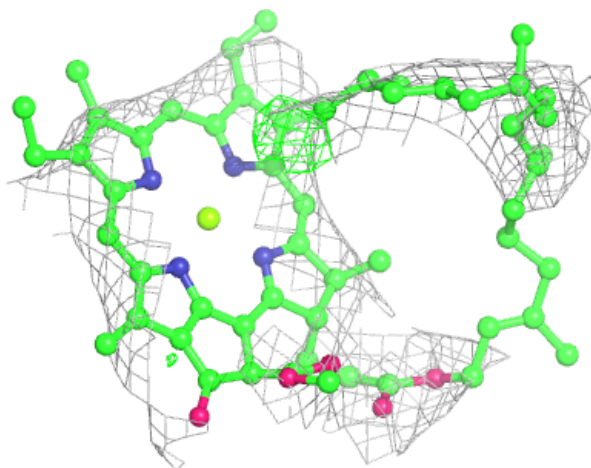
Electron density around CLA B 1021:

$2mF_o-DF_c$ (at 0.7 rmsd) in gray
 mF_o-DF_c (at 3 rmsd) in purple (negative)
and green (positive)



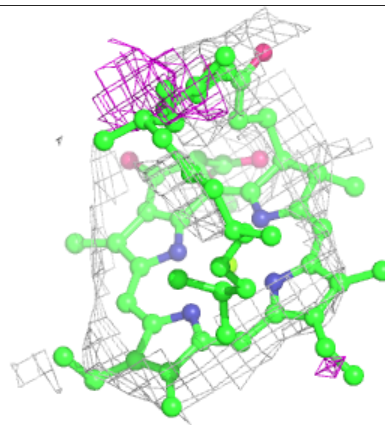
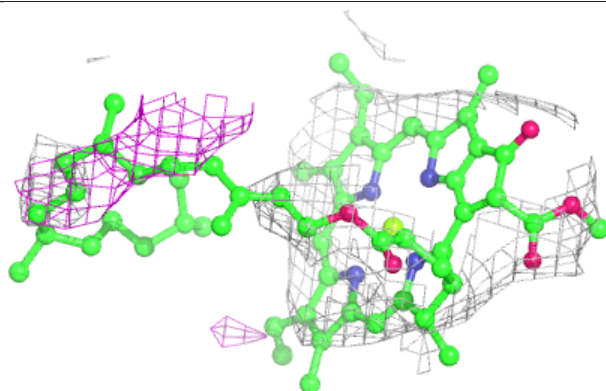
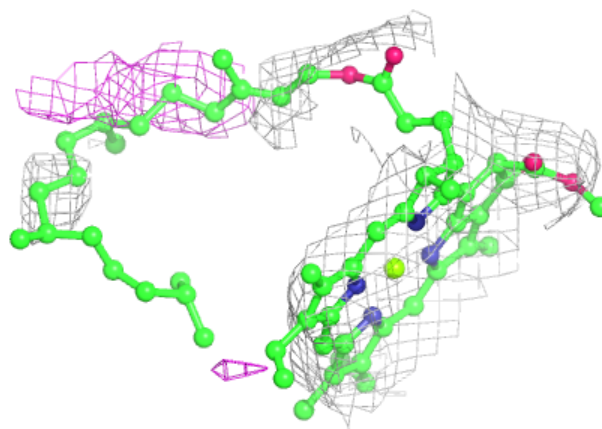
Electron density around CLA B 1023:

$2mF_o-DF_c$ (at 0.7 rmsd) in gray
 mF_o-DF_c (at 3 rmsd) in purple (negative)
and green (positive)



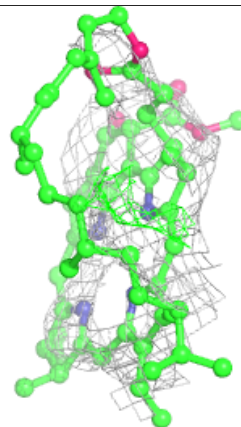
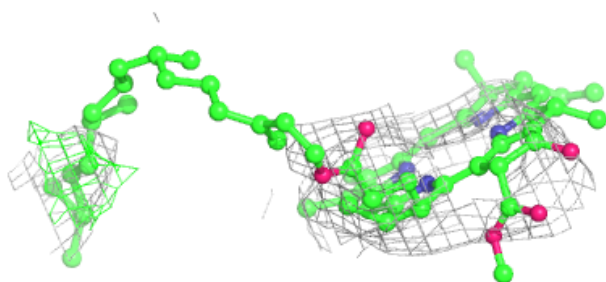
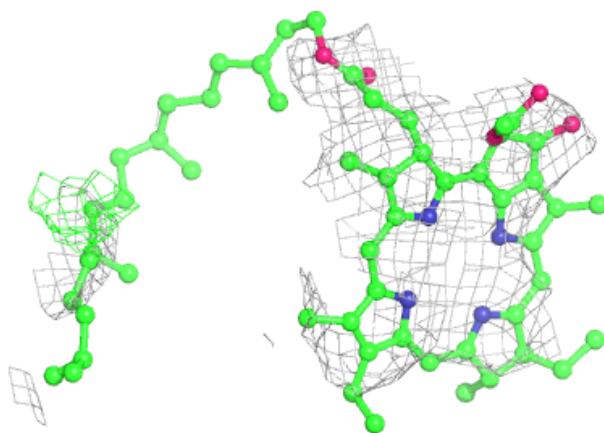
Electron density around CLA C 1028:

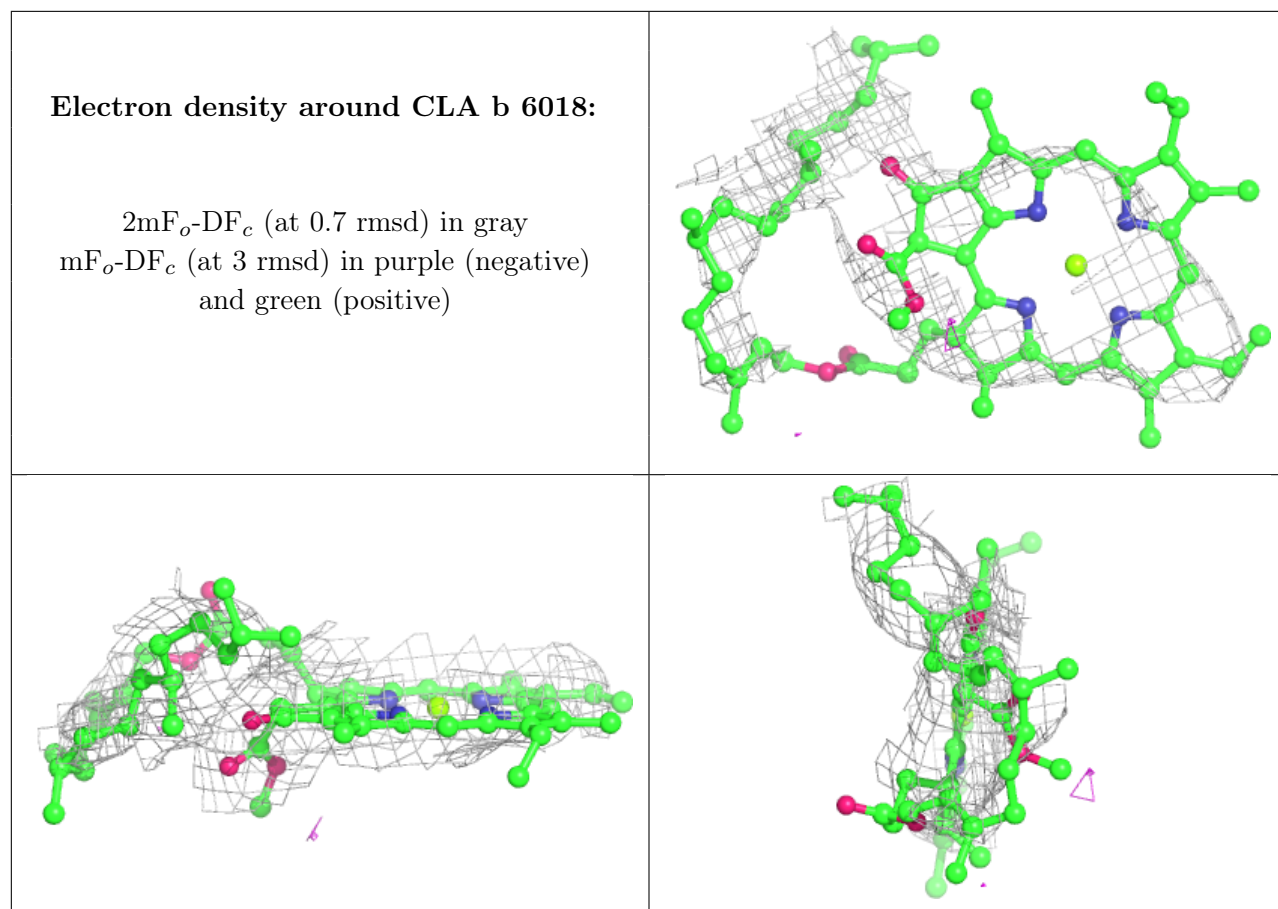
$2mF_o-DF_c$ (at 0.7 rmsd) in gray
 mF_o-DF_c (at 3 rmsd) in purple (negative)
and green (positive)



Electron density around PHO d 6039:

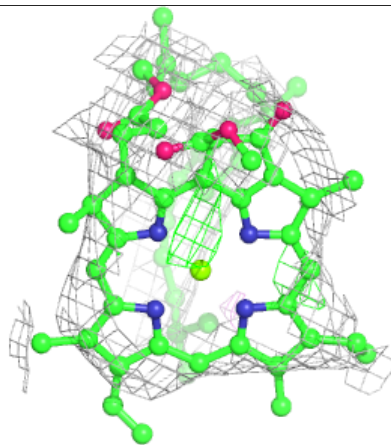
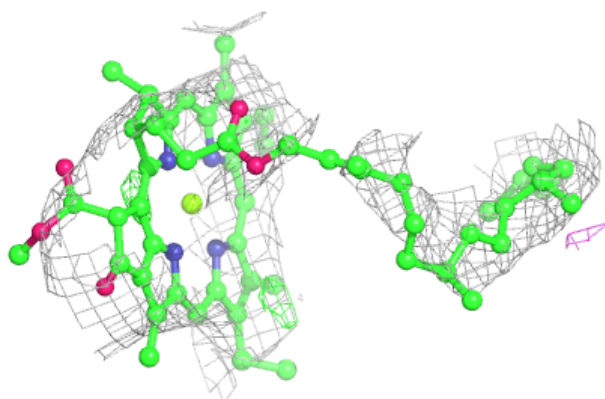
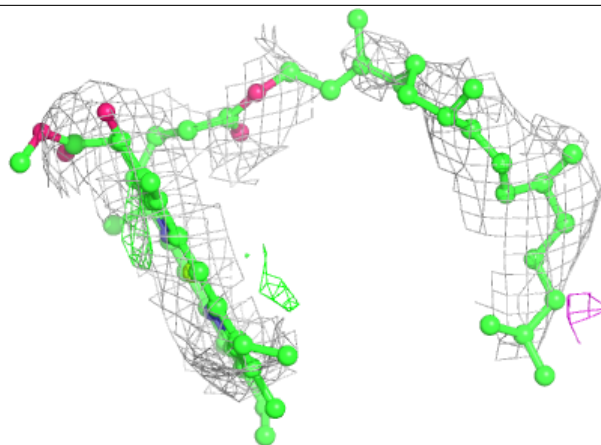
$2mF_o-DF_c$ (at 0.7 rmsd) in gray
 mF_o-DF_c (at 3 rmsd) in purple (negative)
and green (positive)



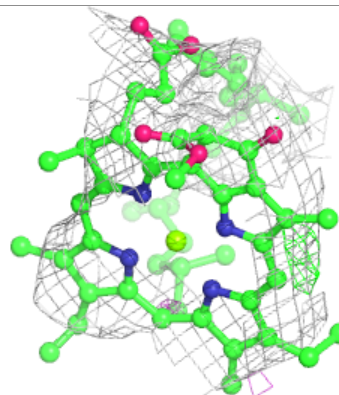
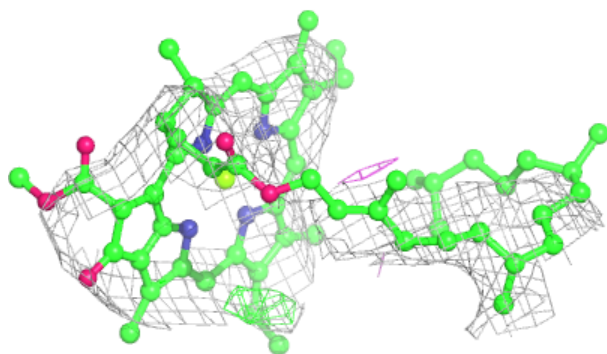
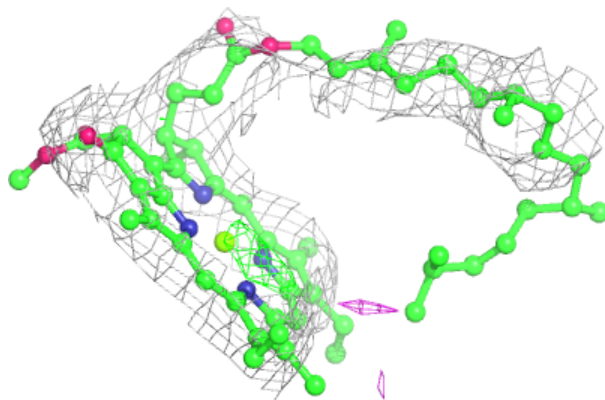


Electron density around CLA B 1019:

$2mF_o-DF_c$ (at 0.7 rmsd) in gray
 mF_o-DF_c (at 3 rmsd) in purple (negative)
and green (positive)

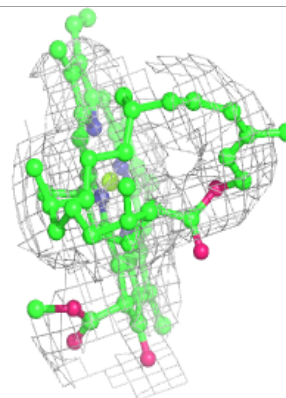
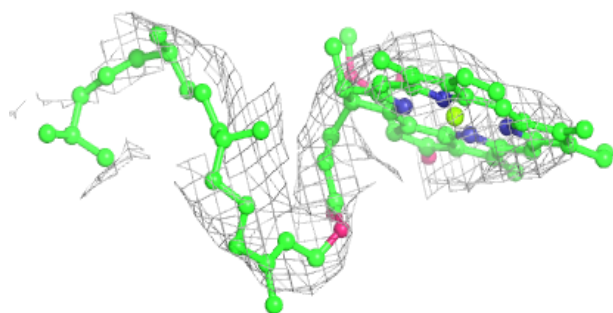
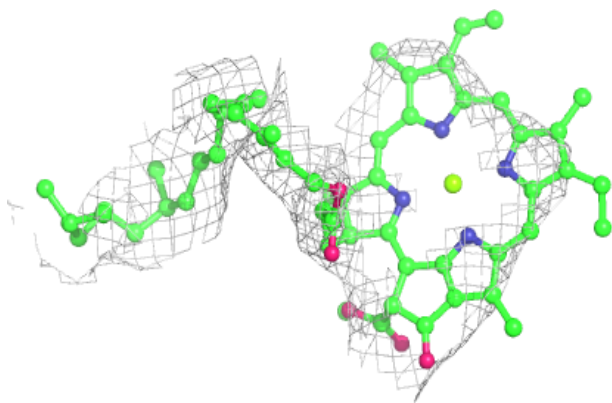
**Electron density around CLA c 6028:**

$2mF_o-DF_c$ (at 0.7 rmsd) in gray
 mF_o-DF_c (at 3 rmsd) in purple (negative)
and green (positive)

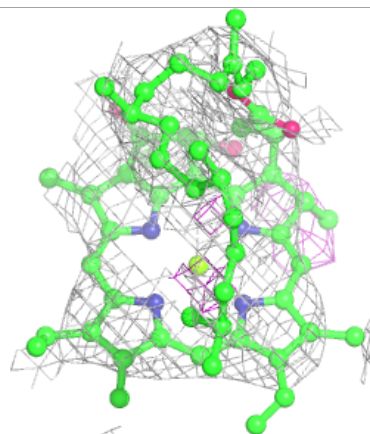
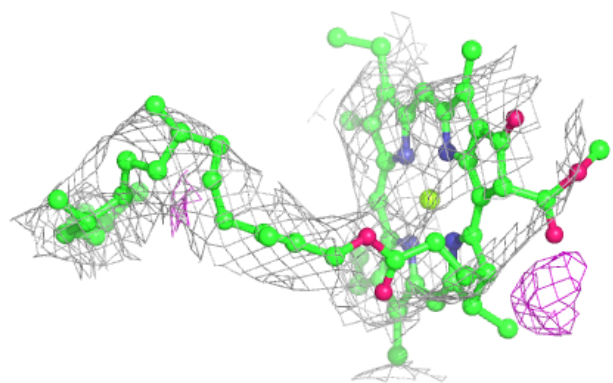
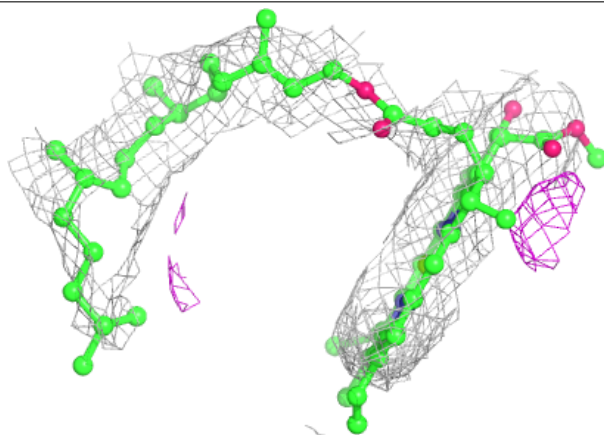


Electron density around CLA a 6006:

$2mF_o-DF_c$ (at 0.7 rmsd) in gray
 mF_o-DF_c (at 3 rmsd) in purple (negative)
and green (positive)

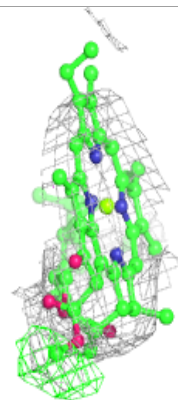
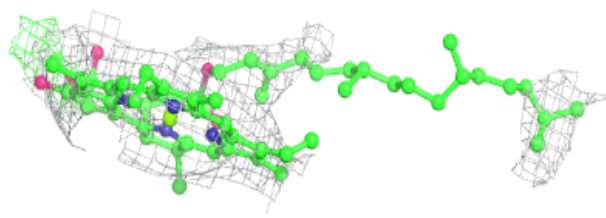
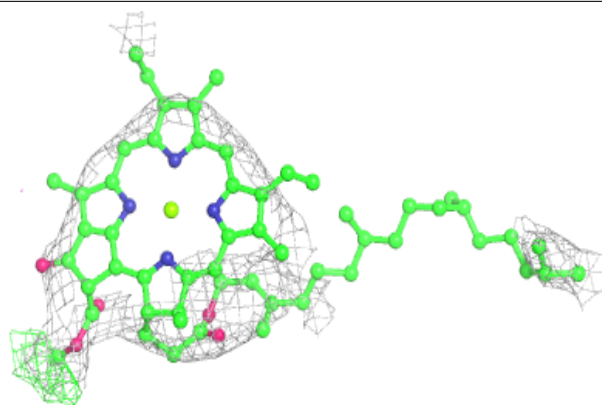
**Electron density around CLA b 6019:**

$2mF_o-DF_c$ (at 0.7 rmsd) in gray
 mF_o-DF_c (at 3 rmsd) in purple (negative)
and green (positive)

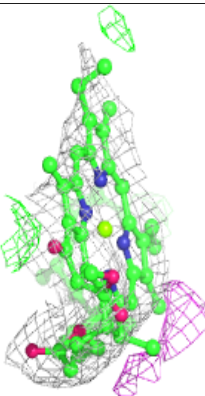
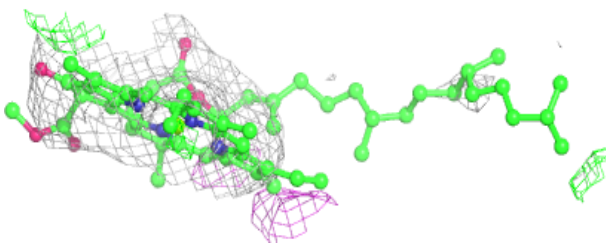
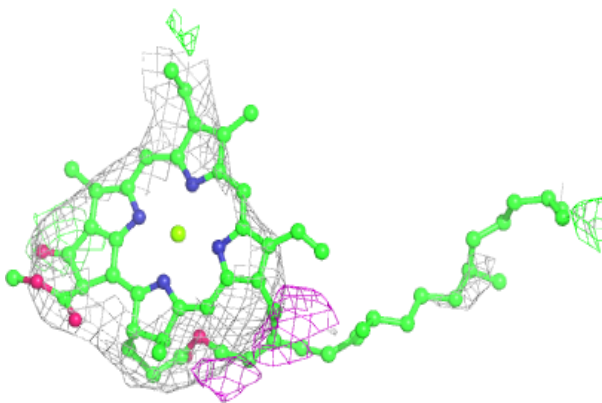


Electron density around CLA B 1011:

$2mF_o-DF_c$ (at 0.7 rmsd) in gray
 mF_o-DF_c (at 3 rmsd) in purple (negative)
and green (positive)

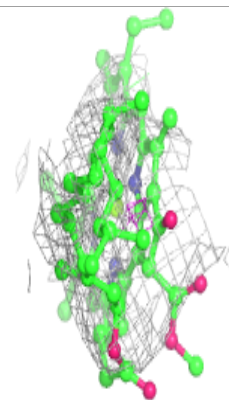
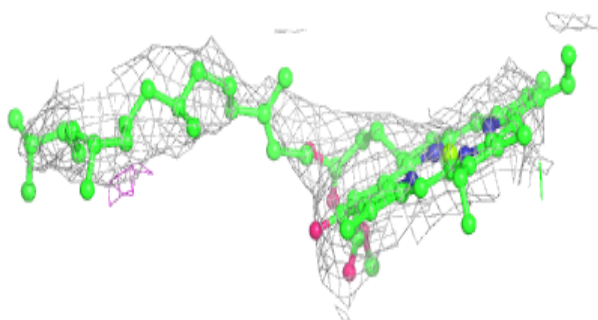
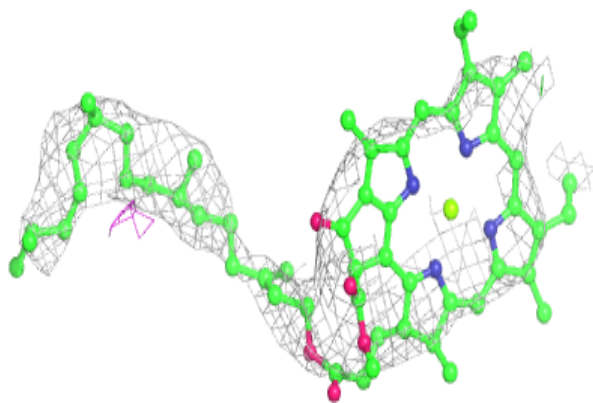
**Electron density around CLA C 1025:**

$2mF_o-DF_c$ (at 0.7 rmsd) in gray
 mF_o-DF_c (at 3 rmsd) in purple (negative)
and green (positive)

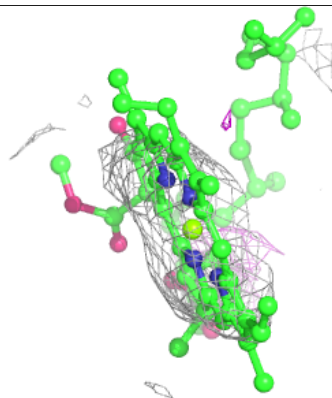
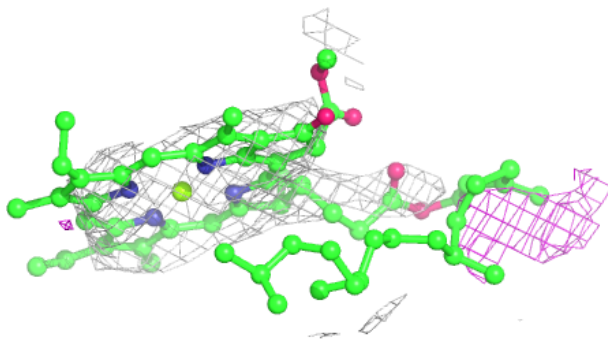
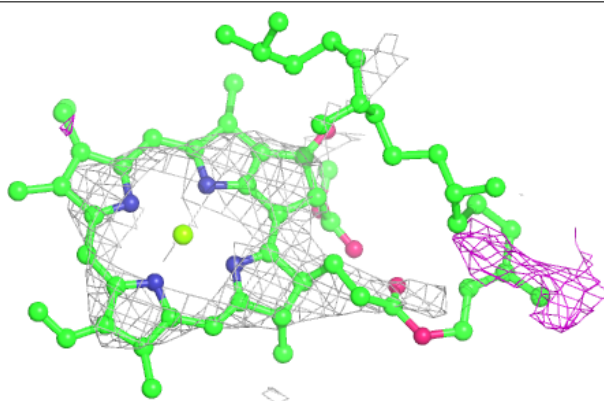


Electron density around CLA b 6010:

$2mF_o-DF_c$ (at 0.7 rmsd) in gray
 mF_o-DF_c (at 3 rmsd) in purple (negative)
and green (positive)

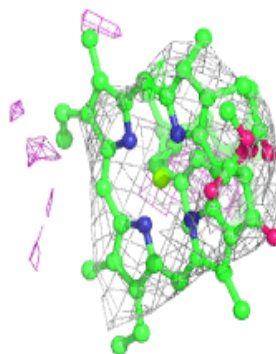
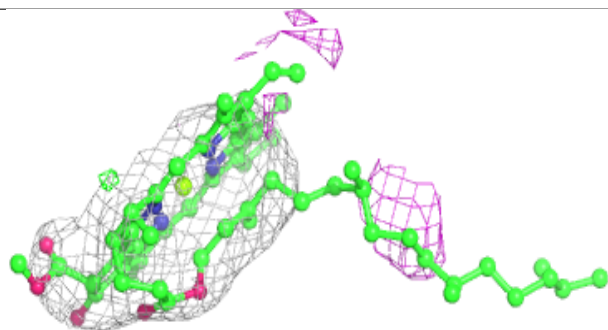
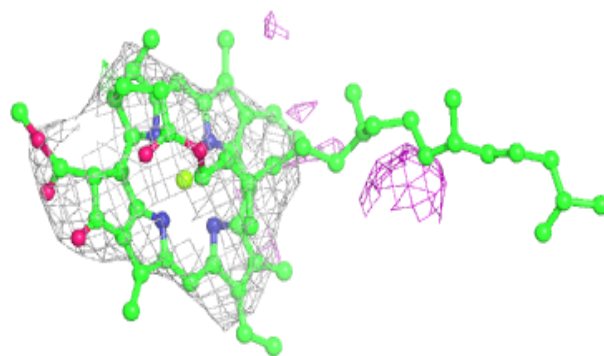
**Electron density around CLA C 1033:**

$2mF_o-DF_c$ (at 0.7 rmsd) in gray
 mF_o-DF_c (at 3 rmsd) in purple (negative)
and green (positive)

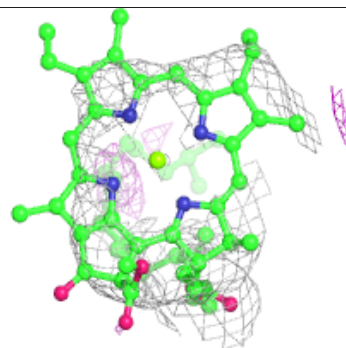
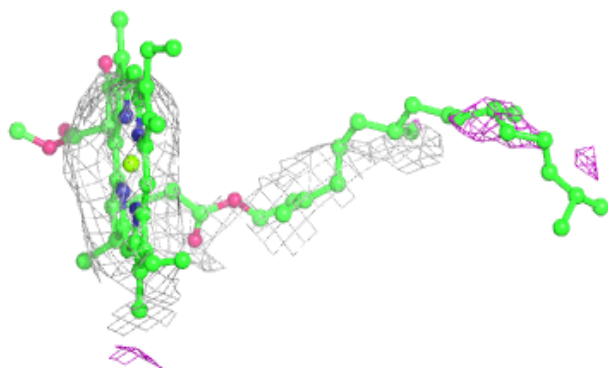
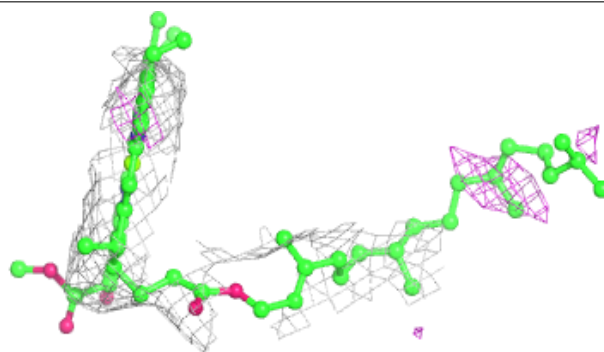


Electron density around CLA C 1029:

$2mF_o-DF_c$ (at 0.7 rmsd) in gray
 mF_o-DF_c (at 3 rmsd) in purple (negative)
and green (positive)

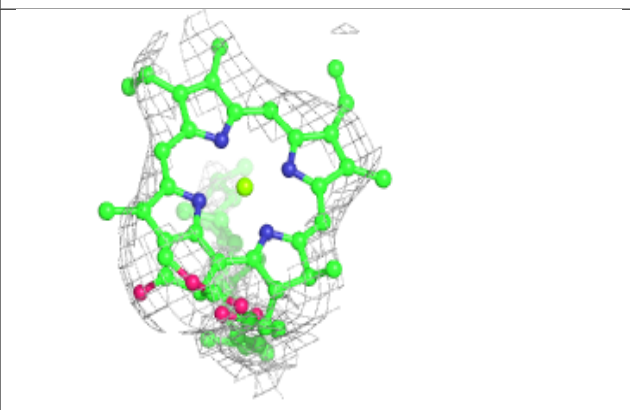
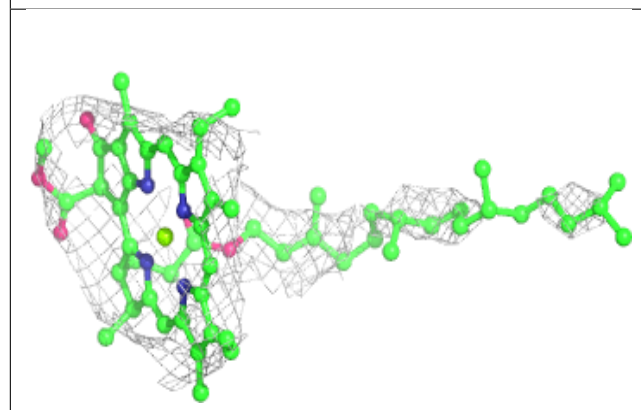
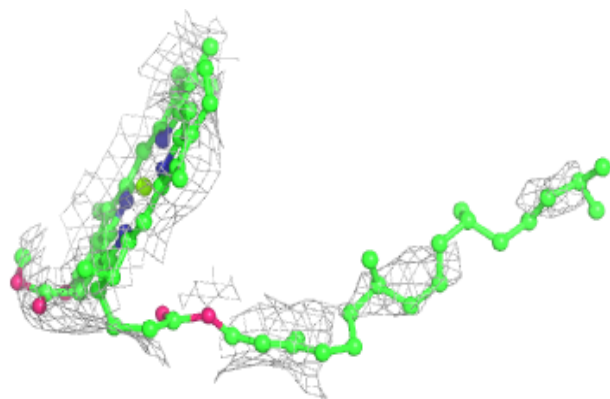
**Electron density around CLA b 6013:**

$2mF_o-DF_c$ (at 0.7 rmsd) in gray
 mF_o-DF_c (at 3 rmsd) in purple (negative)
and green (positive)

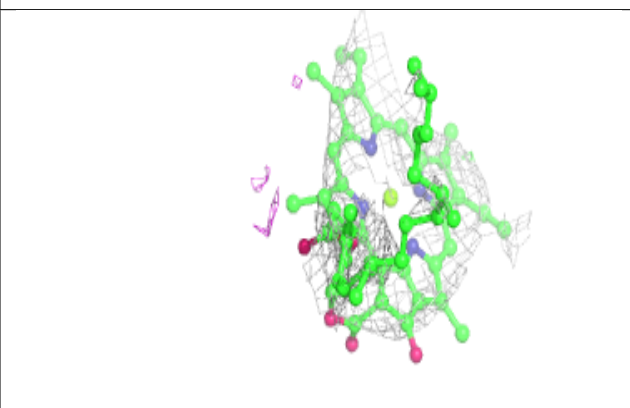
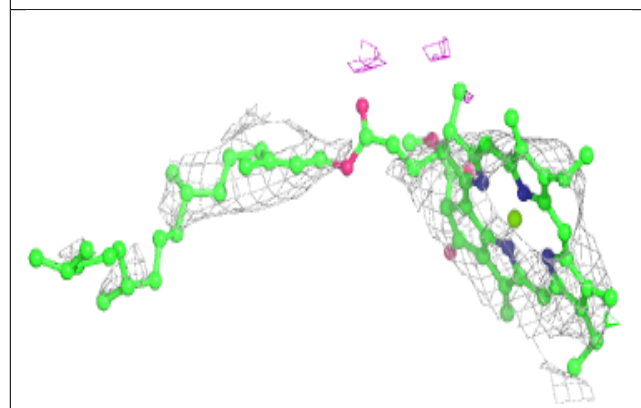
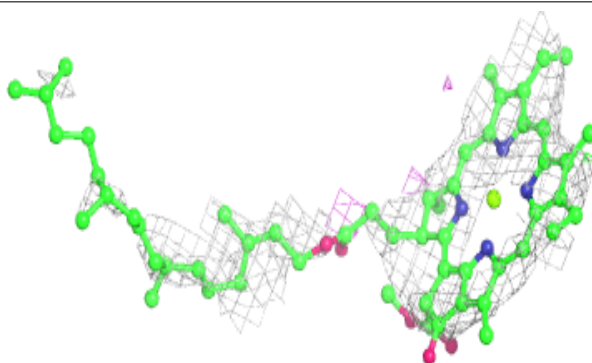


Electron density around CLA B 1015:

$2mF_o-DF_c$ (at 0.7 rmsd) in gray
 mF_o-DF_c (at 3 rmsd) in purple (negative)
and green (positive)

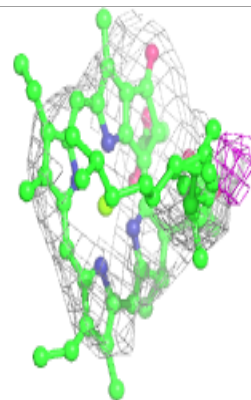
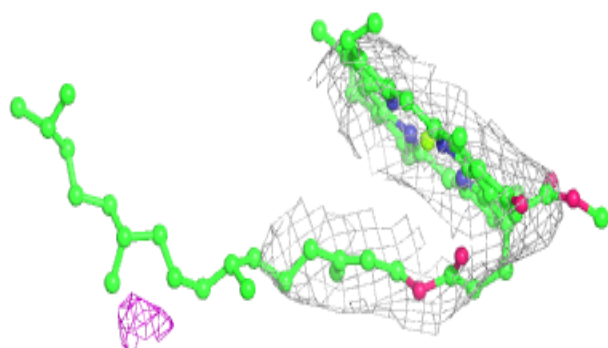
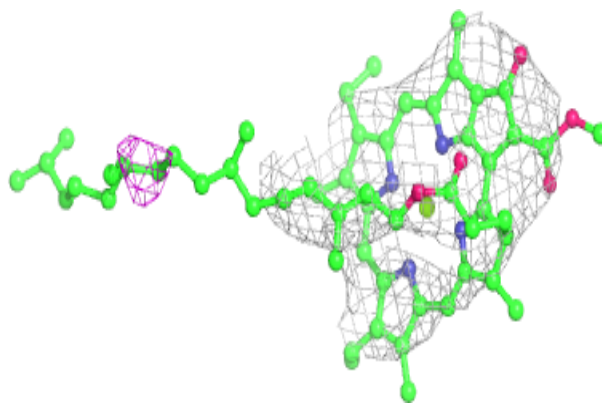
**Electron density around CLA a 6003:**

$2mF_o-DF_c$ (at 0.7 rmsd) in gray
 mF_o-DF_c (at 3 rmsd) in purple (negative)
and green (positive)

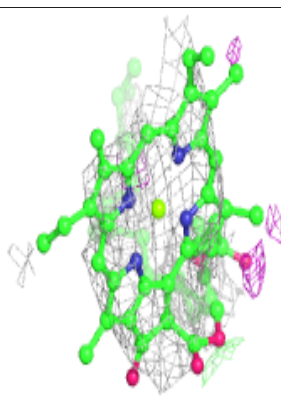
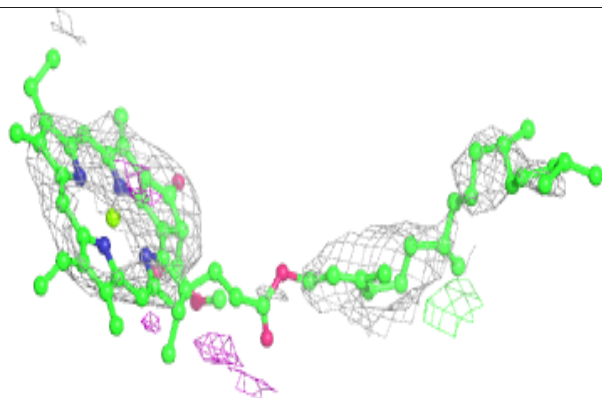
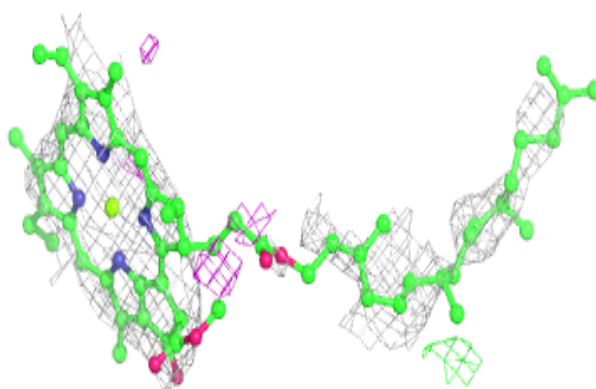


Electron density around CLA b 6016:

$2mF_o-DF_c$ (at 0.7 rmsd) in gray
 mF_o-DF_c (at 3 rmsd) in purple (negative)
and green (positive)

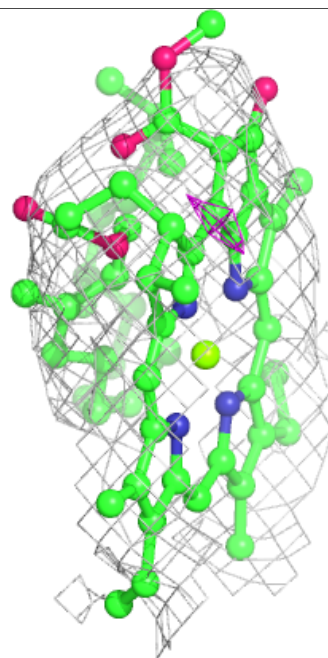
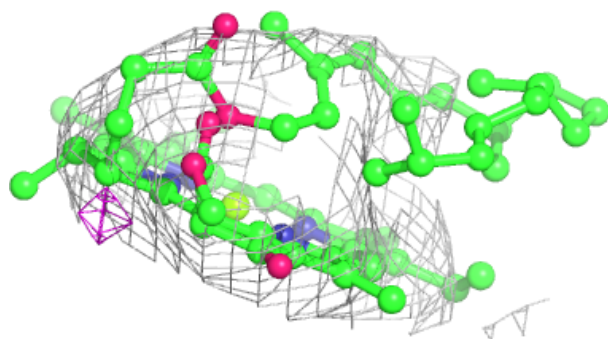
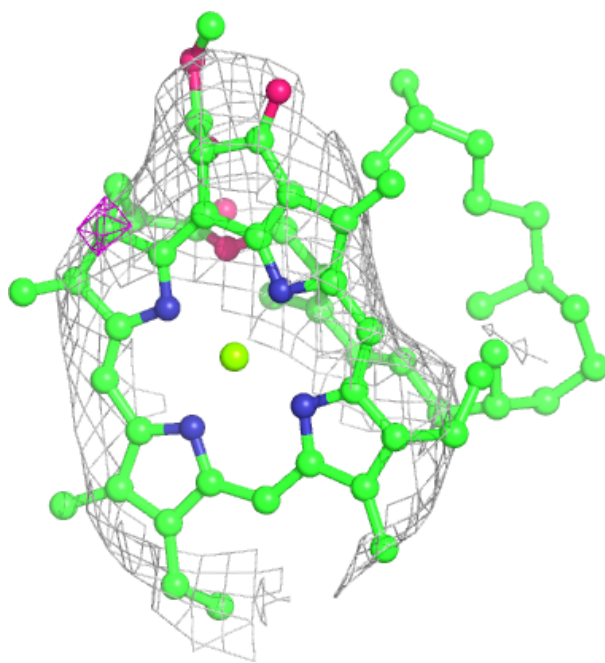
**Electron density around CLA A 1003:**

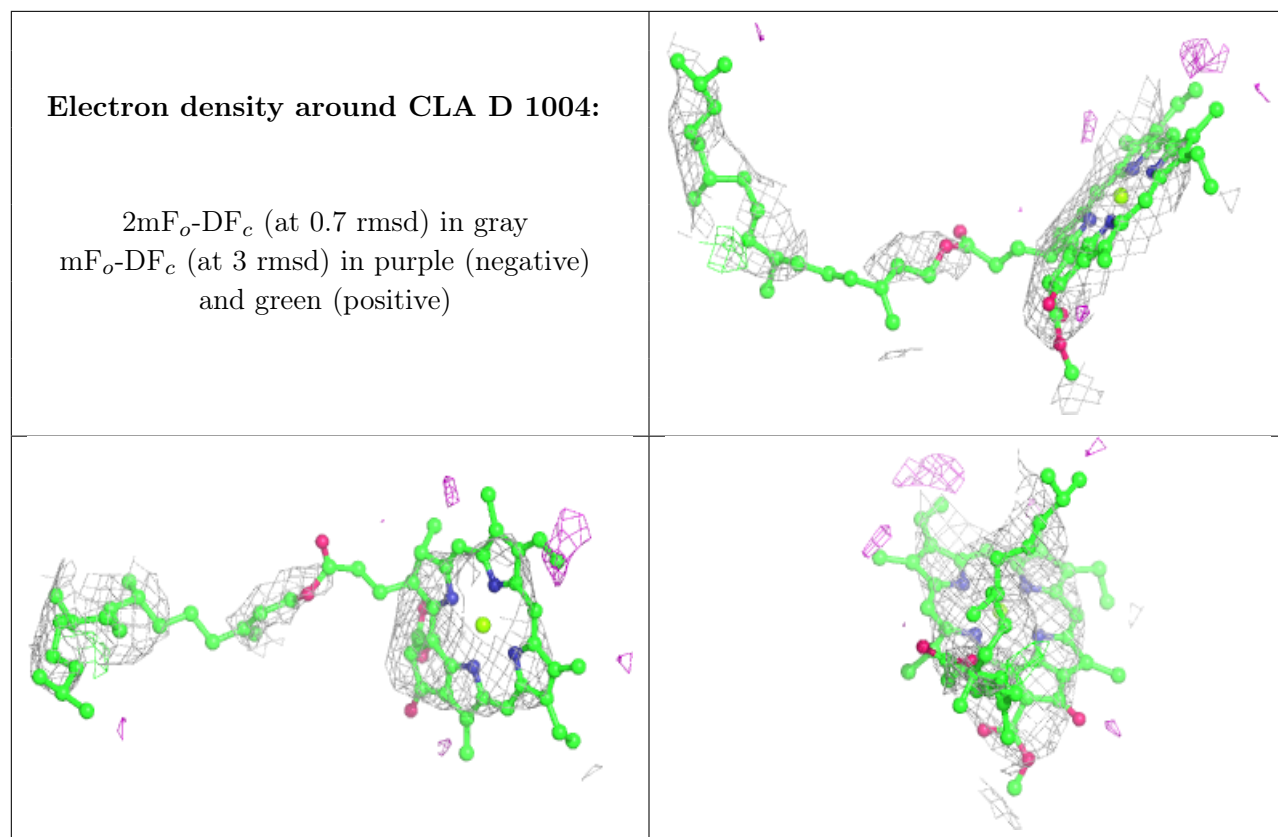
$2mF_o-DF_c$ (at 0.7 rmsd) in gray
 mF_o-DF_c (at 3 rmsd) in purple (negative)
and green (positive)



Electron density around CLA b 6022:

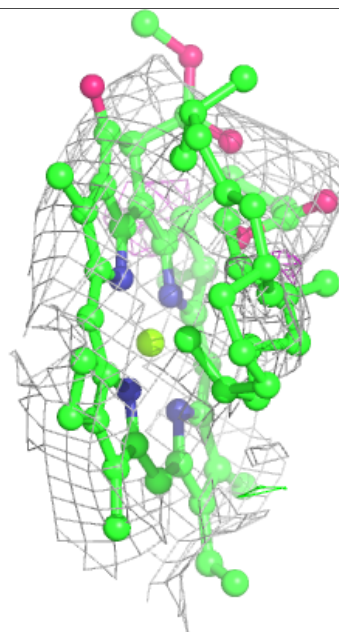
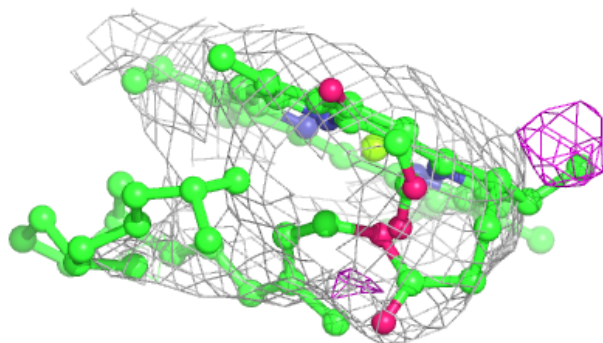
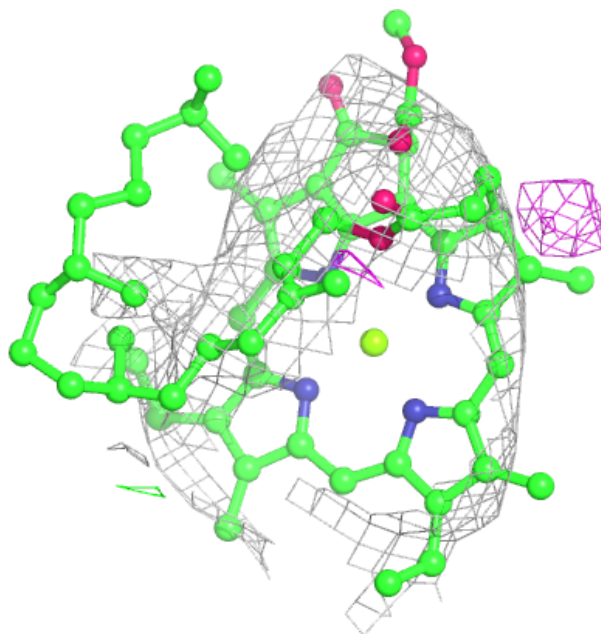
$2mF_o-DF_c$ (at 0.7 rmsd) in gray
 mF_o-DF_c (at 3 rmsd) in purple (negative)
and green (positive)





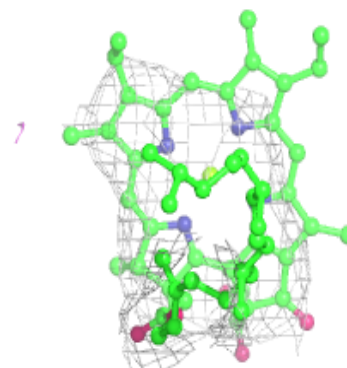
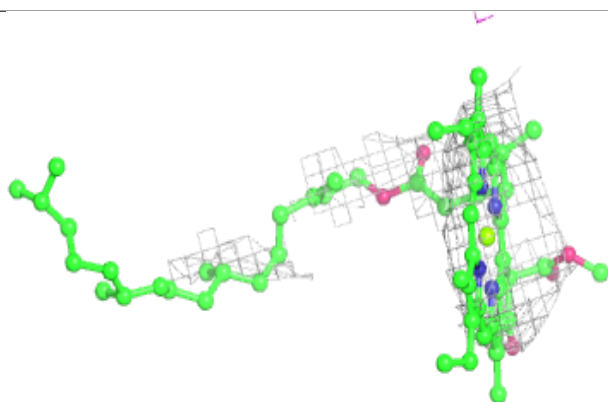
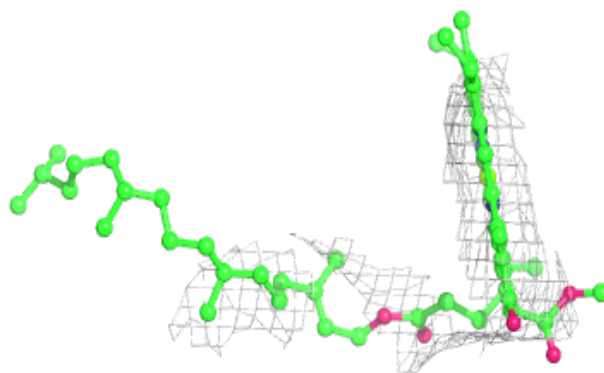
Electron density around CLA B 1022:

$2mF_o-DF_c$ (at 0.7 rmsd) in gray
 mF_o-DF_c (at 3 rmsd) in purple (negative)
and green (positive)

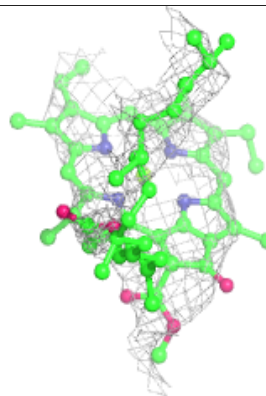
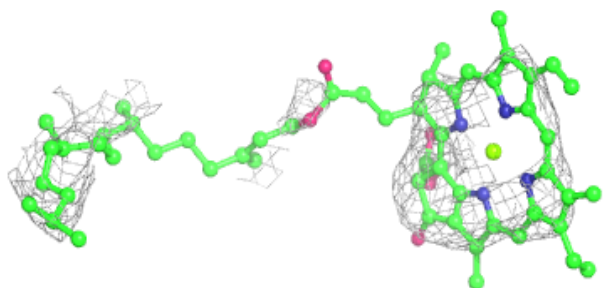
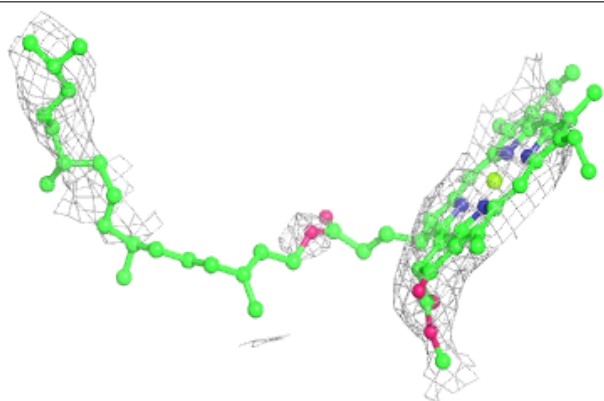


Electron density around CLA B 1013:

$2mF_o-DF_c$ (at 0.7 rmsd) in gray
 mF_o-DF_c (at 3 rmsd) in purple (negative)
and green (positive)

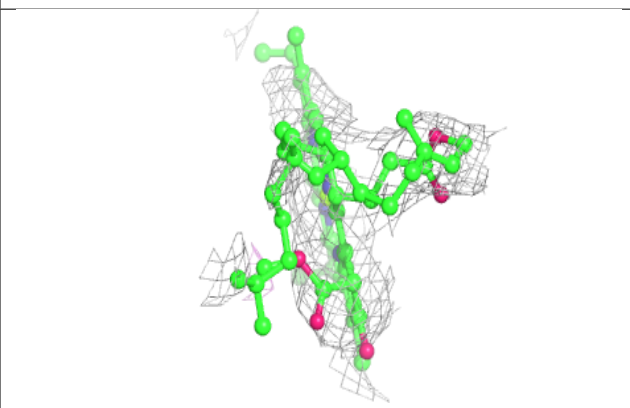
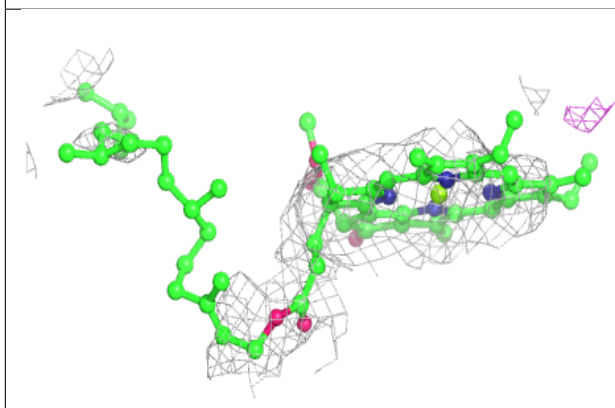
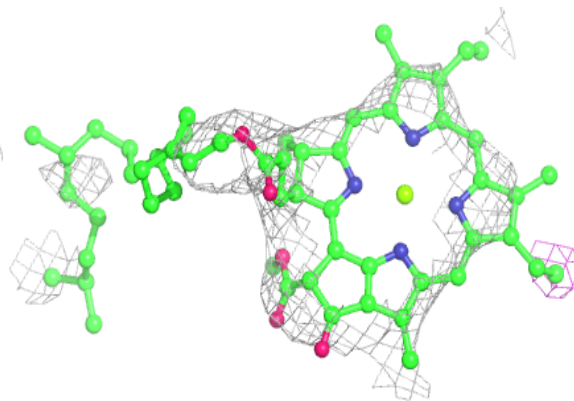
**Electron density around CLA d 6004:**

$2mF_o-DF_c$ (at 0.7 rmsd) in gray
 mF_o-DF_c (at 3 rmsd) in purple (negative)
and green (positive)

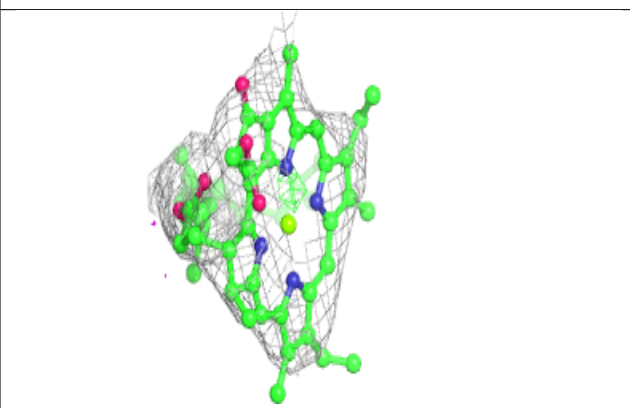
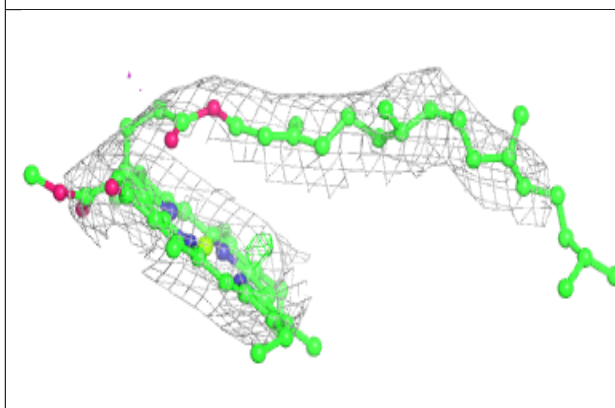
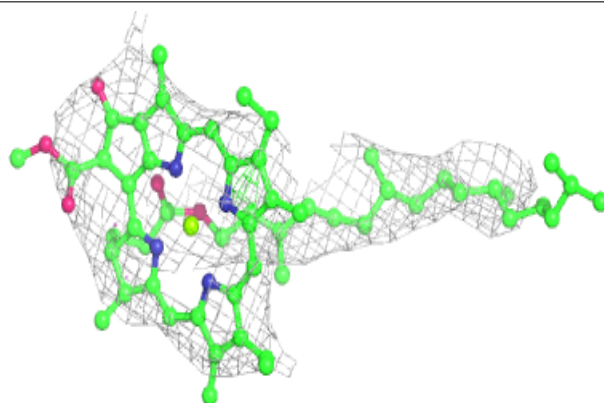


Electron density around CLA b 6020:

$2mF_o-DF_c$ (at 0.7 rmsd) in gray
 mF_o-DF_c (at 3 rmsd) in purple (negative)
and green (positive)

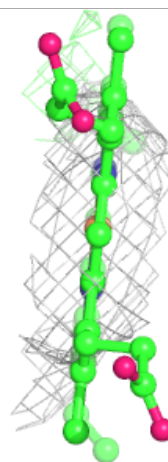
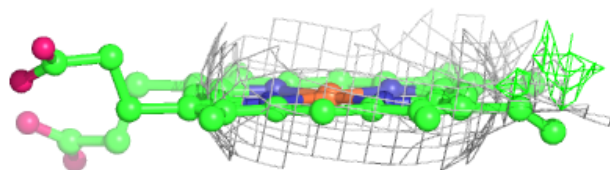
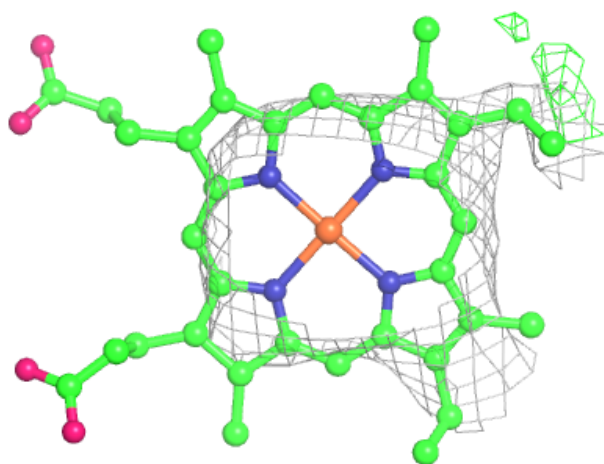
**Electron density around CLA B 1016:**

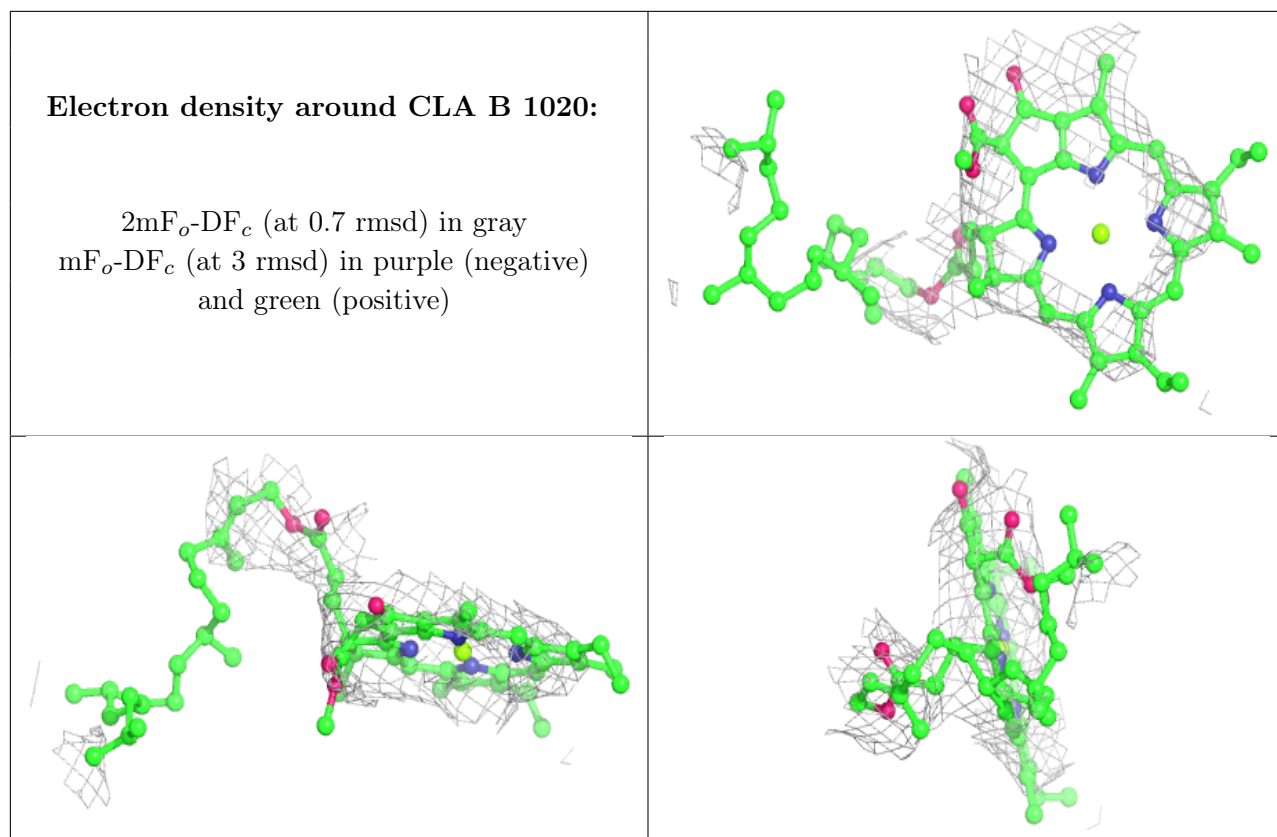
$2mF_o-DF_c$ (at 0.7 rmsd) in gray
 mF_o-DF_c (at 3 rmsd) in purple (negative)
and green (positive)

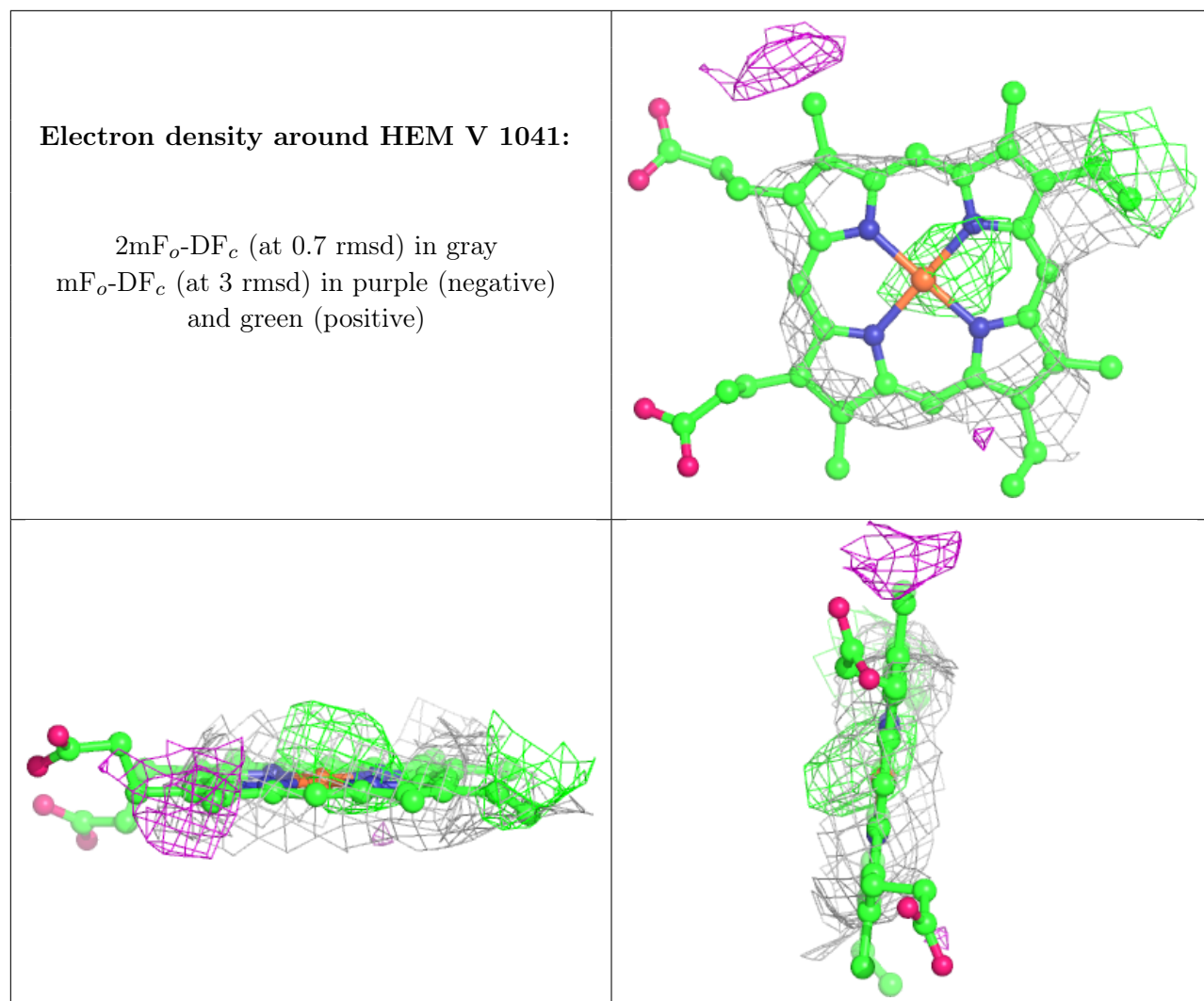


Electron density around HEM v 6041:

$2mF_o-DF_c$ (at 0.7 rmsd) in gray
 mF_o-DF_c (at 3 rmsd) in purple (negative)
and green (positive)







6.5 Other polymers [i](#)

There are no such residues in this entry.