



Full wwPDB NMR Structure Validation Report ⓘ

Nov 28, 2024 – 02:46 PM JST

PDB ID : 8Y1I
BMRB ID : 36641
Title : Structure of guanosine-2''-fluorinated [d(AACCGGTT)]2
Authors : Gao, R.Q.; Cao, C.; Tang, G.L.
Deposited on : 2024-01-24

This is a Full wwPDB NMR Structure Validation Report for a publicly released PDB entry.

We welcome your comments at validation@mail.wwpdb.org

A user guide is available at

<https://www.wwpdb.org/validation/2017/NMRValidationReportHelp>

with specific help available everywhere you see the ⓘ symbol.

The types of validation reports are described at

<http://www.wwpdb.org/validation/2017/FAQs#types>.

The following versions of software and data (see [references ⓘ](#)) were used in the production of this report:

MolProbity : 4.02b-467
Mogul : 1.8.5 (274361), CSD as541be (2020)
Percentile statistics : 20231227.v01 (using entries in the PDB archive December 27th 2023)
wwPDB-RCI : v_1n_11_5_13_A (Berjanski et al., 2005)
PANAV : Wang et al. (2010)
wwPDB-ShiftChecker : v1.2
BMRB Restraints Analysis : v1.2
Ideal geometry (proteins) : Engh & Huber (2001)
Ideal geometry (DNA, RNA) : Parkinson et al. (1996)
Validation Pipeline (wwPDB-VP) : 2.40

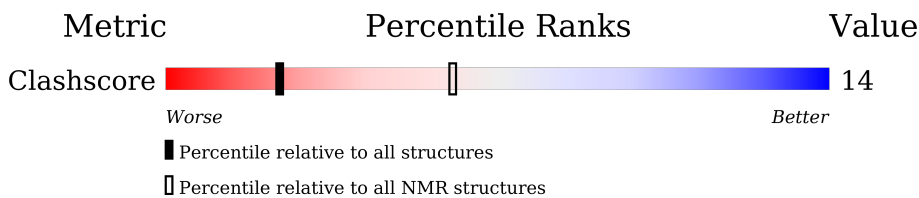
1 Overall quality at a glance

The following experimental techniques were used to determine the structure:

SOLUTION NMR



The overall completeness of chemical shifts assignment is 22%.

Percentile scores (ranging between 0-100) for global validation metrics of the entry are shown in the following graphic. The table shows the number of entries on which the scores are based.



Metric	Whole archive (#Entries)	NMR archive (#Entries)
Clashscore	210492	14027

The table below summarises the geometric issues observed across the polymeric chains and their fit to the experimental data. The red, orange, yellow and green segments indicate the fraction of residues that contain outliers for ≥ 3 , 2, 1 and 0 types of geometric quality criteria. A cyan segment indicates the fraction of residues that are not part of the well-defined cores, and a grey segment represents the fraction of residues that are not modelled. The numeric value for each fraction is indicated below the corresponding segment, with a dot representing fractions $\leq 5\%$

Mol	Chain	Length	Quality of chain
1	A	8	
1	B	8	

2 Ensemble composition and analysis

This entry contains 20 models. This entry does not contain polypeptide chains, therefore identification of well-defined residues and clustering analysis are not possible. All residues are included in the validation scores.

3 Entry composition

There is only 1 type of molecule in this entry. The entry contains 506 atoms, of which 180 are hydrogens and 0 are deuteriums.

- Molecule 1 is a DNA chain called DNA (5'-D*(3D1)P*AP*CP*CP*(GF2)P*(GF2)P*TP*T)-3').

Mol	Chain	Residues	Atoms							Trace
			Total	C	F	H	N	O	P	
1	A	8	Total 253	78	2	90	30	46	7	0
1	B	8	Total 253	78	2	90	30	46	7	0

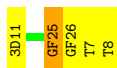
4 Residue-property plots

4.1 Average score per residue in the NMR ensemble

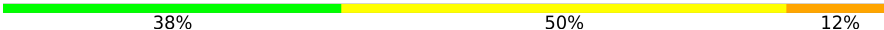
These plots are provided for all protein, RNA, DNA and oligosaccharide chains in the entry. The first graphic is the same as shown in the summary in section 1 of this report. The second graphic shows the sequence where residues are colour-coded according to the number of geometric quality criteria for which they contain at least one outlier: green = 0, yellow = 1, orange = 2 and red = 3 or more. Stretches of 2 or more consecutive residues without any outliers are shown as green connectors. Residues which are classified as ill-defined in the NMR ensemble, are shown in cyan with an underline colour-coded according to the previous scheme. Residues which were present in the experimental sample, but not modelled in the final structure are shown in grey.

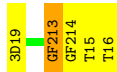
- Molecule 1: DNA (5'-D(*(3D1)P*AP*CP*CP*(GF2)P*(GF2)P*TP*T)-3')

Chain A: 



- Molecule 1: DNA (5'-D(*(3D1)P*AP*CP*CP*(GF2)P*(GF2)P*TP*T)-3')

Chain B: 

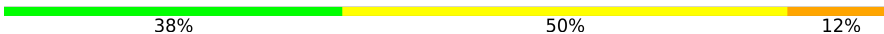


4.2 Scores per residue for each member of the ensemble

Colouring as in section 4.1 above.


4.2.1 Score per residue for model 1

- Molecule 1: DNA (5'-D(*(3D1)P*AP*CP*CP*(GF2)P*(GF2)P*TP*T)-3')

Chain A: 




- Molecule 1: DNA (5'-D(*(3D1)P*AP*CP*CP*(GF2)P*(GF2)P*TP*T)-3')

Chain B: 



4.2.2 Score per residue for model 2

- Molecule 1: DNA (5'-D*(3D1)P*AP*CP*CP*(GF2)P*(GF2)P*TP*T)-3')

Chain A:  38% 50% 12%



- Molecule 1: DNA (5'-D*(3D1)P*AP*CP*CP*(GF2)P*(GF2)P*TP*T)-3')

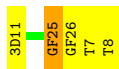
Chain B:  38% 50% 12%



4.2.3 Score per residue for model 3

- Molecule 1: DNA (5'-D*(3D1)P*AP*CP*CP*(GF2)P*(GF2)P*TP*T)-3')

Chain A:  38% 50% 12%



- Molecule 1: DNA (5'-D*(3D1)P*AP*CP*CP*(GF2)P*(GF2)P*TP*T)-3')

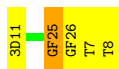
Chain B:  38% 50% 12%



4.2.4 Score per residue for model 4

- Molecule 1: DNA (5'-D*(3D1)P*AP*CP*CP*(GF2)P*(GF2)P*TP*T)-3')

Chain A:  38% 50% 12%



- Molecule 1: DNA (5'-D*(3D1)P*AP*CP*CP*(GF2)P*(GF2)P*TP*T)-3')

Chain B:  38% 50% 12%



4.2.5 Score per residue for model 5

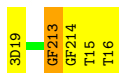
- Molecule 1: DNA (5'-D*(3D1)P*AP*CP*CP*(GF2)P*(GF2)P*TP*T)-3')

Chain A: 



- Molecule 1: DNA (5'-D*(3D1)P*AP*CP*CP*(GF2)P*(GF2)P*TP*T)-3')

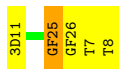
Chain B: 



4.2.6 Score per residue for model 6

- Molecule 1: DNA (5'-D*(3D1)P*AP*CP*CP*(GF2)P*(GF2)P*TP*T)-3')

Chain A: 



- Molecule 1: DNA (5'-D*(3D1)P*AP*CP*CP*(GF2)P*(GF2)P*TP*T)-3')

Chain B: 



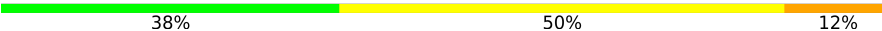
4.2.7 Score per residue for model 7

- Molecule 1: DNA (5'-D*(3D1)P*AP*CP*CP*(GF2)P*(GF2)P*TP*T)-3')

Chain A: 



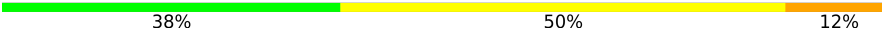
- Molecule 1: DNA (5'-D*(3D1)P*AP*CP*CP*(GF2)P*(GF2)P*TP*T)-3')

Chain B: 



4.2.8 Score per residue for model 8

- Molecule 1: DNA (5'-D*(3D1)P*AP*CP*CP*(GF2)P*(GF2)P*TP*T)-3')

Chain A:  38% 50% 12%



- Molecule 1: DNA (5'-D*(3D1)P*AP*CP*CP*(GF2)P*(GF2)P*TP*T)-3')

Chain B:  38% 50% 12%



4.2.9 Score per residue for model 9

- Molecule 1: DNA (5'-D*(3D1)P*AP*CP*CP*(GF2)P*(GF2)P*TP*T)-3')

Chain A:  38% 50% 12%



- Molecule 1: DNA (5'-D*(3D1)P*AP*CP*CP*(GF2)P*(GF2)P*TP*T)-3')

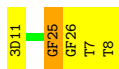
Chain B:  38% 50% 12%



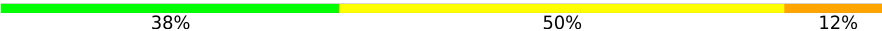
4.2.10 Score per residue for model 10

- Molecule 1: DNA (5'-D*(3D1)P*AP*CP*CP*(GF2)P*(GF2)P*TP*T)-3')

Chain A:  38% 50% 12%



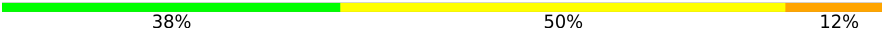
- Molecule 1: DNA (5'-D*(3D1)P*AP*CP*CP*(GF2)P*(GF2)P*TP*T)-3')

Chain B:  38% 50% 12%



4.2.11 Score per residue for model 11

- Molecule 1: DNA (5'-D*(3D1)P*AP*CP*CP*(GF2)P*(GF2)P*TP*T)-3')

Chain A: 



- Molecule 1: DNA (5'-D*(3D1)P*AP*CP*CP*(GF2)P*(GF2)P*TP*T)-3')

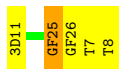
Chain B: 



4.2.12 Score per residue for model 12

- Molecule 1: DNA (5'-D*(3D1)P*AP*CP*CP*(GF2)P*(GF2)P*TP*T)-3')

Chain A: 



- Molecule 1: DNA (5'-D*(3D1)P*AP*CP*CP*(GF2)P*(GF2)P*TP*T)-3')

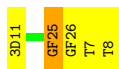
Chain B: 



4.2.13 Score per residue for model 13

- Molecule 1: DNA (5'-D*(3D1)P*AP*CP*CP*(GF2)P*(GF2)P*TP*T)-3')

Chain A: 



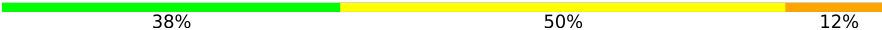
- Molecule 1: DNA (5'-D*(3D1)P*AP*CP*CP*(GF2)P*(GF2)P*TP*T)-3')

Chain B: 



4.2.14 Score per residue for model 14

- Molecule 1: DNA (5'-D*(3D1)P*AP*CP*CP*(GF2)P*(GF2)P*TP*T)-3')

Chain A:  38% 50% 12%



- Molecule 1: DNA (5'-D*(3D1)P*AP*CP*CP*(GF2)P*(GF2)P*TP*T)-3')

Chain B:  38% 50% 12%



4.2.15 Score per residue for model 15

- Molecule 1: DNA (5'-D*(3D1)P*AP*CP*CP*(GF2)P*(GF2)P*TP*T)-3')

Chain A:  38% 50% 12%



- Molecule 1: DNA (5'-D*(3D1)P*AP*CP*CP*(GF2)P*(GF2)P*TP*T)-3')

Chain B:  38% 50% 12%



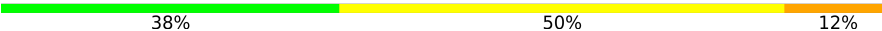
4.2.16 Score per residue for model 16

- Molecule 1: DNA (5'-D*(3D1)P*AP*CP*CP*(GF2)P*(GF2)P*TP*T)-3')

Chain A:  38% 50% 12%



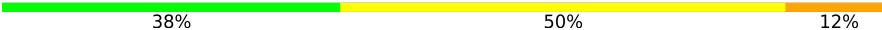
- Molecule 1: DNA (5'-D*(3D1)P*AP*CP*CP*(GF2)P*(GF2)P*TP*T)-3')

Chain B:  38% 50% 12%



4.2.17 Score per residue for model 17

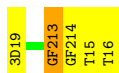
- Molecule 1: DNA (5'-D*(3D1)P*AP*CP*CP*(GF2)P*(GF2)P*TP*T)-3')

Chain A:  38% 50% 12%



- Molecule 1: DNA (5'-D*(3D1)P*AP*CP*CP*(GF2)P*(GF2)P*TP*T)-3')

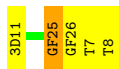
Chain B:  38% 50% 12%



4.2.18 Score per residue for model 18

- Molecule 1: DNA (5'-D*(3D1)P*AP*CP*CP*(GF2)P*(GF2)P*TP*T)-3')

Chain A:  38% 50% 12%



- Molecule 1: DNA (5'-D*(3D1)P*AP*CP*CP*(GF2)P*(GF2)P*TP*T)-3')

Chain B:  38% 50% 12%



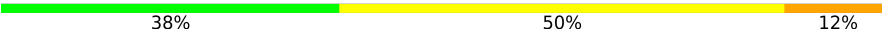
4.2.19 Score per residue for model 19

- Molecule 1: DNA (5'-D*(3D1)P*AP*CP*CP*(GF2)P*(GF2)P*TP*T)-3')

Chain A:  38% 50% 12%



- Molecule 1: DNA (5'-D*(3D1)P*AP*CP*CP*(GF2)P*(GF2)P*TP*T)-3')

Chain B:  38% 50% 12%



4.2.20 Score per residue for model 20

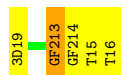
- Molecule 1: DNA (5'-D*(3D1)P*AP*CP*CP*(GF2)P*(GF2)P*TP*T)-3')

Chain A:  38% 50% 12%



- Molecule 1: DNA (5'-D*(3D1)P*AP*CP*CP*(GF2)P*(GF2)P*TP*T)-3')

Chain B:  38% 50% 12%



5 Refinement protocol and experimental data overview

The models were refined using the following method: *molecular dynamics*.

Of the 100 calculated structures, 20 were deposited, based on the following criterion: *structures with the lowest energy*.

The following table shows the software used for structure solution, optimisation and refinement.

Software name	Classification	Version
X-PLOR NIH	structure calculation	
X-PLOR NIH	refinement	

The following table shows chemical shift validation statistics as aggregates over all chemical shift files. Detailed validation can be found in section 7 of this report.

Chemical shift file(s)	working_cs.cif
Number of chemical shift lists	1
Total number of shifts	72
Number of shifts mapped to atoms	72
Number of unparsed shifts	0
Number of shifts with mapping errors	0
Number of shifts with mapping warnings	0
Assignment completeness (well-defined parts)	22%

6 Model quality i

6.1 Standard geometry i

Bond lengths and bond angles in the following residue types are not validated in this section: GF2, 3D1

The Z score for a bond length (or angle) is the number of standard deviations the observed value is removed from the expected value. A bond length (or angle) with $|Z| > 5$ is considered an outlier worth inspection. RMSZ is the (average) root-mean-square of all Z scores of the bond lengths (or angles).

Mol	Chain	Bond lengths		Bond angles	
		RMSZ	#Z>5	RMSZ	#Z>5
1	A	1.26±0.01	0±0/108 (0.3± 0.4%)	1.52±0.01	4±0/161 (2.5± 0.1%)
1	B	1.25±0.01	1±1/108 (0.6± 0.6%)	1.54±0.01	4±0/161 (2.4± 0.2%)
All	All	1.25	21/4320 (0.5%)	1.53	156/6440 (2.4%)

All unique bond outliers are listed below. They are sorted according to the Z-score of the worst occurrence in the ensemble.

Mol	Chain	Res	Type	Atoms	Z	Observed(Å)	Ideal(Å)	Models	
								Worst	Total
1	A	7	DT	C5-C7	5.14	1.53	1.50	16	7
1	B	15	DT	C5-C7	5.12	1.53	1.50	12	12
1	B	16	DT	C5-C7	5.09	1.53	1.50	5	2

All unique angle outliers are listed below. They are sorted according to the Z-score of the worst occurrence in the ensemble.

Mol	Chain	Res	Type	Atoms	Z	Observed(°)	Ideal(°)	Models	
								Worst	Total
1	B	16	DT	C6-C5-C7	-5.83	119.40	122.90	12	20
1	A	8	DT	C6-C5-C7	-5.82	119.41	122.90	14	20
1	A	7	DT	C6-C5-C7	-5.54	119.58	122.90	15	20
1	B	15	DT	C6-C5-C7	-5.48	119.61	122.90	8	20
1	A	8	DT	C4-C5-C6	5.26	121.16	118.00	6	20
1	A	7	DT	C4-C5-C6	5.24	121.14	118.00	3	19
1	B	16	DT	C4-C5-C6	5.22	121.13	118.00	12	19
1	B	15	DT	C4-C5-C6	5.17	121.10	118.00	18	18

There are no chirality outliers.

There are no planarity outliers.

6.2 Too-close contacts [i](#)

In the following table, the Non-H and H(model) columns list the number of non-hydrogen atoms and hydrogen atoms in each chain respectively. The H(added) column lists the number of hydrogen atoms added and optimized by MolProbity. The Clashes column lists the number of clashes averaged over the ensemble.

Mol	Chain	Non-H	H(model)	H(added)	Clashes
1	A	163	90	90	5±0
1	B	163	90	90	5±0
All	All	6520	3600	3600	137

The all-atom clashscore is defined as the number of clashes found per 1000 atoms (including hydrogen atoms). The all-atom clashscore for this structure is 14.

All unique clashes are listed below, sorted by their clash magnitude.

Atom-1	Atom-2	Clash(Å)	Distance(Å)	Models	
				Worst	Total
1:B:13:GF2:H8	1:B:13:GF2:O5'	0.79	1.78	15	20
1:A:1:3D1:H8	1:A:1:3D1:O5'	0.69	1.87	4	20
1:A:5:GF2:N2	1:B:13:GF2:N2	0.67	2.42	18	20
1:B:9:3D1:H8	1:B:9:3D1:O5'	0.66	1.90	18	20
1:A:5:GF2:O5'	1:A:5:GF2:H8	0.65	1.91	17	20
1:A:5:GF2:N2	1:B:13:GF2:C2	0.58	2.67	10	20
1:A:5:GF2:C2	1:B:13:GF2:N2	0.43	2.82	5	17

6.3 Torsion angles [i](#)

6.3.1 Protein backbone [i](#)

There are no protein molecules in this entry.

6.3.2 Protein sidechains [i](#)

There are no protein molecules in this entry.

6.3.3 RNA [i](#)

There are no RNA molecules in this entry.

6.4 Non-standard residues in protein, DNA, RNA chains (i)

4 non-standard protein/DNA/RNA residues are modelled in this entry.

In the following table, the Counts columns list the number of bonds for which Mogul statistics could be retrieved, the number of bonds that are observed in the model and the number of bonds that are defined in the chemical component dictionary. The Link column lists molecule types, if any, to which the group is linked. The Z score for a bond length is the number of standard deviations the observed value is removed from the expected value. A bond length with $|Z| > 2$ is considered an outlier worth inspection. RMSZ is the average root-mean-square of all Z scores of the bond lengths.

Mol	Type	Chain	Res	Link	Bond lengths		
					Counts	RMSZ	#Z>2
1	GF2	A	5	1	18,25,26	1.17±0.01	4±0 (22±0%)
1	GF2	B	13	1	18,25,26	1.16±0.01	4±0 (20±2%)
1	GF2	B	14	1	18,25,26	1.12±0.01	3±0 (16±0%)
1	GF2	A	6	1	18,25,26	1.11±0.01	3±0 (16±0%)

In the following table, the Counts columns list the number of angles for which Mogul statistics could be retrieved, the number of angles that are observed in the model and the number of angles that are defined in the chemical component dictionary. The Link column lists molecule types, if any, to which the group is linked. The Z score for a bond angle is the number of standard deviations the observed value is removed from the expected value. A bond angle with $|Z| > 2$ is considered an outlier worth inspection. RMSZ is the average root-mean-square of all Z scores of the bond angles.

Mol	Type	Chain	Res	Link	Bond angles		
					Counts	RMSZ	#Z>2
1	GF2	A	5	1	19,37,40	0.80±0.01	1±0 (5±1%)
1	GF2	B	13	1	19,37,40	0.84±0.01	1±0 (5±1%)
1	GF2	B	14	1	19,37,40	1.10±0.01	2±0 (10±0%)
1	GF2	A	6	1	19,37,40	1.12±0.01	3±0 (15±1%)

In the following table, the Chirals column lists the number of chiral outliers, the number of chiral centers analysed, the number of these observed in the model and the number defined in the chemical component dictionary. Similar counts are reported in the Torsion and Rings columns. '-' means no outliers of that kind were identified.

Mol	Type	Chain	Res	Link	Chirals	Torsions	Rings
1	GF2	B	14	1	-	0±0,3,25,26	0±0,3,3,3
1	GF2	A	6	1	-	0±0,3,25,26	0±0,3,3,3
1	GF2	B	13	1	-	0±0,3,25,26	0±0,3,3,3
1	GF2	A	5	1	-	0±0,3,25,26	0±0,3,3,3

All unique bond outliers are listed below. They are sorted according to the Z-score of the worst occurrence in the ensemble.

Mol	Chain	Res	Type	Atoms	Z	Observed(Å)	Ideal(Å)	Models	
								Worst	Total
1	A	6	GF2	C8-N7	2.61	1.30	1.35	13	20
1	A	5	GF2	C8-N7	2.58	1.30	1.35	18	20
1	B	13	GF2	C8-N7	2.58	1.30	1.35	18	20
1	B	14	GF2	C8-N7	2.54	1.30	1.35	9	20
1	A	6	GF2	C5-C6	2.48	1.42	1.47	19	20
1	B	14	GF2	C5-C6	2.45	1.42	1.47	20	20
1	B	13	GF2	C5-C6	2.44	1.42	1.47	19	20
1	A	5	GF2	C5-C6	2.43	1.42	1.47	18	20
1	A	5	GF2	O4'-C1'	2.24	1.44	1.41	13	20
1	B	14	GF2	C5-C4	2.22	1.37	1.43	3	20
1	B	13	GF2	C5-C4	2.17	1.37	1.43	4	20
1	B	13	GF2	O4'-C1'	2.14	1.44	1.41	16	13
1	A	5	GF2	C5-C4	2.12	1.37	1.43	15	20
1	A	6	GF2	C5-C4	2.12	1.37	1.43	8	20

All unique angle outliers are listed below. They are sorted according to the Z-score of the worst occurrence in the ensemble.

Mol	Chain	Res	Type	Atoms	Z	Observed(°)	Ideal(°)	Models	
								Worst	Total
1	B	14	GF2	O4'-C1'-C2'	2.91	108.79	105.79	12	20
1	A	6	GF2	O4'-C1'-C2'	2.77	108.64	105.79	17	20
1	A	6	GF2	C2'-C3'-C4'	2.20	105.25	102.40	11	20
1	B	13	GF2	O6-C6-C5	2.08	128.43	124.37	8	19
1	B	14	GF2	O6-C6-C5	2.07	128.42	124.37	20	20
1	A	5	GF2	O6-C6-C5	2.06	128.39	124.37	20	19
1	A	6	GF2	O6-C6-C5	2.05	128.38	124.37	12	18

There are no chirality outliers.

There are no torsion outliers.

There are no ring outliers.

6.5 Carbohydrates i

There are no oligosaccharides in this entry.

6.6 Ligand geometry [i](#)

There are no ligands in this entry.

6.7 Other polymers [i](#)

There are no such molecules in this entry.

6.8 Polymer linkage issues [i](#)

There are no chain breaks in this entry.

7 Chemical shift validation [i](#)

The completeness of assignment taking into account all chemical shift lists is 22% for the well-defined parts and 22% for the entire structure.

7.1 Chemical shift list 1

File name: working_cs.cif

Chemical shift list name: *starch_output*

7.1.1 Bookkeeping [i](#)

The following table shows the results of parsing the chemical shift list and reports the number of nuclei with statistically unusual chemical shifts.

Total number of shifts	72
Number of shifts mapped to atoms	72
Number of unparsed shifts	0
Number of shifts with mapping errors	0
Number of shifts with mapping warnings	0
Number of shift outliers (ShiftChecker)	0

7.1.2 Chemical shift referencing [i](#)

No chemical shift referencing corrections were calculated (not enough data).

7.1.3 Completeness of resonance assignments [i](#)

The following table shows the completeness of the chemical shift assignments for the well-defined regions of the structure. The overall completeness is 22%, i.e. 43 atoms were assigned a chemical shift out of a possible 192. 0 out of 0 assigned methyl groups (LEU and VAL) were assigned stereospecifically.

	Total	¹ H	¹³ C	¹⁵ N
Sugar	32/120 (27%)	32/70 (46%)	0/50 (0%)	0/0 (—%)
Base	11/72 (15%)	11/42 (26%)	0/20 (0%)	0/10 (0%)
Overall	43/192 (22%)	43/112 (38%)	0/70 (0%)	0/10 (0%)

The following table shows the completeness of the chemical shift assignments for the full structure. The overall completeness is 22%, i.e. 43 atoms were assigned a chemical shift out of a possible 192. 0 out of 0 assigned methyl groups (LEU and VAL) were assigned stereospecifically.

	Total	¹H	¹³C	¹⁵N
Sugar	32/120 (27%)	32/70 (46%)	0/50 (0%)	0/0 (—%)
Base	11/72 (15%)	11/42 (26%)	0/20 (0%)	0/10 (0%)
Overall	43/192 (22%)	43/112 (38%)	0/70 (0%)	0/10 (0%)

7.1.4 Statistically unusual chemical shifts [i](#)

There are no statistically unusual chemical shifts.

7.1.5 Random Coil Index (RCI) plots [i](#)

No *random coil index*(RCI) plot could be generated from the current chemical shift list. RCI is only applicable to proteins

8 NMR restraints analysis

8.1 Conformationally restricting restraints

The following table provides the summary of experimentally observed NMR restraints in different categories. Restraints are classified into different categories based on the sequence separation of the atoms involved.

Description	Value
Total distance restraints	416
Intra-residue ($ i-j =0$)	250
Sequential ($ i-j =1$)	106
Medium range ($ i-j >1$ and $ i-j <5$)	0
Long range ($ i-j \geq 5$)	0
Inter-chain	0
Hydrogen bond restraints	60
Disulfide bond restraints	0
Total dihedral-angle restraints	68
Number of unmapped restraints	0
Number of restraints per residue	30.2
Number of long range restraints per residue ¹	0.0

¹Long range hydrogen bonds and disulfide bonds are counted as long range restraints while calculating the number of long range restraints per residue

8.2 Residual restraint violations

This section provides the overview of the restraint violations analysis. The violations are binned as small, medium and large violations based on its absolute value. Average number of violations per model is calculated by dividing the total number of violations in each bin by the size of the ensemble.

8.2.1 Average number of distance violations per model

Distance violations less than 0.1 Å are not included in the calculation.

Bins (Å)	Average number of violations per model	Max (Å)
0.1-0.2 (Small)	29.4	0.2
0.2-0.5 (Medium)	36.6	0.48
>0.5 (Large)	12.0	1.47

8.2.2 Average number of dihedral-angle violations per model [i](#)

Dihedral-angle violations less than 1° are not included in the calculation.

Bins (°)	Average number of violations per model	Max (°)
1.0-10.0 (Small)	5.0	8.26
10.0-20.0 (Medium)	1.0	17.92
>20.0 (Large)	12.0	38.06

9 Distance violation analysis i

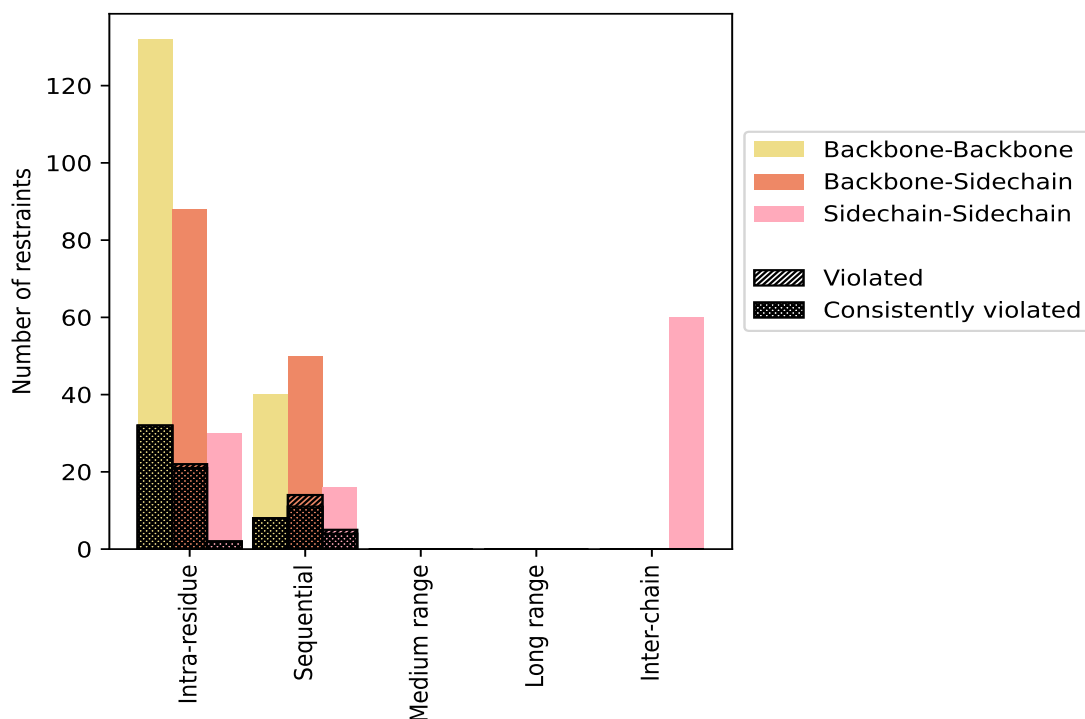
9.1 Summary of distance violations i

The following table shows the summary of distance violations in different restraint categories based on the sequence separation of the atoms involved. Each category is further sub-divided into three sub-categories based on the atoms involved. Violations less than 0.1 Å are not included in the statistics.

Restrains type	Count	% ¹	Violated ³			Consistently Violated ⁴		
			Count	% ²	% ¹	Count	% ²	% ¹
Intra-residue ($i-j =0$)	250	60.1	56	22.4	13.5	55	22.0	13.2
Backbone-Backbone	132	31.7	32	24.2	7.7	32	24.2	7.7
Backbone-Sidechain	88	21.2	22	25.0	5.3	21	23.9	5.0
Sidechain-Sidechain	30	7.2	2	6.7	0.5	2	6.7	0.5
Sequential ($i-j =1$)	106	25.5	27	25.5	6.5	23	21.7	5.5
Backbone-Backbone	40	9.6	8	20.0	1.9	8	20.0	1.9
Backbone-Sidechain	50	12.0	14	28.0	3.4	11	22.0	2.6
Sidechain-Sidechain	16	3.8	5	31.2	1.2	4	25.0	1.0
Medium range ($i-j >1$ & $i-j <5$)	0	0.0	0	0.0	0.0	0	0.0	0.0
Backbone-Backbone	0	0.0	0	0.0	0.0	0	0.0	0.0
Backbone-Sidechain	0	0.0	0	0.0	0.0	0	0.0	0.0
Sidechain-Sidechain	0	0.0	0	0.0	0.0	0	0.0	0.0
Long range ($i-j \geq 5$)	0	0.0	0	0.0	0.0	0	0.0	0.0
Backbone-Backbone	0	0.0	0	0.0	0.0	0	0.0	0.0
Backbone-Sidechain	0	0.0	0	0.0	0.0	0	0.0	0.0
Sidechain-Sidechain	0	0.0	0	0.0	0.0	0	0.0	0.0
Inter-chain	0	0.0	0	0.0	0.0	0	0.0	0.0
Backbone-Backbone	0	0.0	0	0.0	0.0	0	0.0	0.0
Backbone-Sidechain	0	0.0	0	0.0	0.0	0	0.0	0.0
Sidechain-Sidechain	0	0.0	0	0.0	0.0	0	0.0	0.0
Hydrogen bond	60	14.4	0	0.0	0.0	0	0.0	0.0
Disulfide bond	0	0.0	0	0.0	0.0	0	0.0	0.0
Total	416	100.0	83	20.0	20.0	78	18.8	18.8
Backbone-Backbone	172	41.3	40	23.3	9.6	40	23.3	9.6
Backbone-Sidechain	138	33.2	36	26.1	8.7	32	23.2	7.7
Sidechain-Sidechain	106	25.5	7	6.6	1.7	6	5.7	1.4

¹ percentage calculated with respect to the total number of distance restraints, ² percentage calculated with respect to the number of restraints in a particular restraint category, ³ violated in at least one model, ⁴ violated in all the models

9.1.1 Bar chart : Distribution of distance restraints and violations [i](#)



Violated and consistently violated restraints are shown using different hatch patterns in their respective categories. The hydrogen bonds and disulfid bonds are counted in their appropriate category on the x-axis

9.2 Distance violation statistics for each model [i](#)

The following table provides the distance violation statistics for each model in the ensemble. Violations less than 0.1 Å are not included in the statistics.

Model ID	Number of violations						Mean (Å)	Max (Å)	SD ⁶ (Å)	Median (Å)
	IR ¹	SQ ²	MR ³	LR ⁴	IC ⁵	Total				
1	56	26	0	0	0	82	0.34	1.46	0.28	0.26
2	56	25	0	0	0	81	0.35	1.47	0.28	0.26
3	55	24	0	0	0	79	0.35	1.47	0.28	0.26
4	55	24	0	0	0	79	0.35	1.46	0.28	0.27
5	56	23	0	0	0	79	0.35	1.46	0.28	0.27
6	55	24	0	0	0	79	0.35	1.46	0.28	0.28
7	56	25	0	0	0	81	0.35	1.46	0.28	0.26
8	56	23	0	0	0	79	0.35	1.46	0.28	0.26
9	55	25	0	0	0	80	0.35	1.47	0.28	0.26
10	56	25	0	0	0	81	0.35	1.47	0.28	0.26

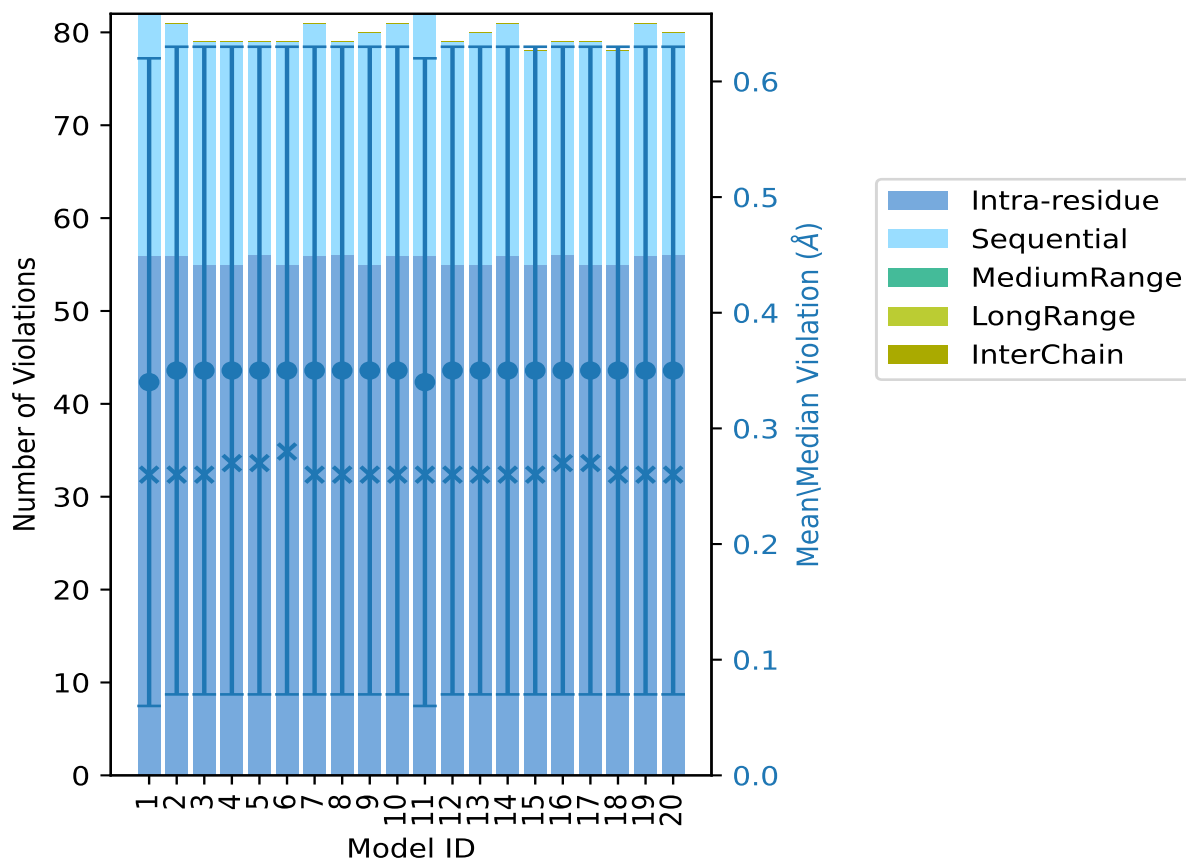
Continued on next page...

Continued from previous page...

Model ID	Number of violations						Mean (Å)	Max (Å)	SD ⁶ (Å)	Median (Å)
	IR ¹	SQ ²	MR ³	LR ⁴	IC ⁵	Total				
11	56	26	0	0	0	82	0.34	1.47	0.28	0.26
12	55	24	0	0	0	79	0.35	1.46	0.28	0.26
13	55	25	0	0	0	80	0.35	1.46	0.28	0.26
14	56	25	0	0	0	81	0.35	1.47	0.28	0.26
15	55	23	0	0	0	78	0.35	1.46	0.28	0.26
16	56	23	0	0	0	79	0.35	1.46	0.28	0.27
17	55	24	0	0	0	79	0.35	1.46	0.28	0.27
18	55	23	0	0	0	78	0.35	1.46	0.28	0.26
19	56	25	0	0	0	81	0.35	1.46	0.28	0.26
20	56	24	0	0	0	80	0.35	1.46	0.28	0.26

¹Intra-residue restraints, ²Sequential restraints, ³Medium range restraints, ⁴Long range restraints, ⁵Inter-chain restraints, ⁶Standard deviation

9.2.1 Bar graph : Distance Violation statistics for each model [i](#)



The mean(dot),median(x) and the standard deviation are shown in blue with respect to the y axis on the right

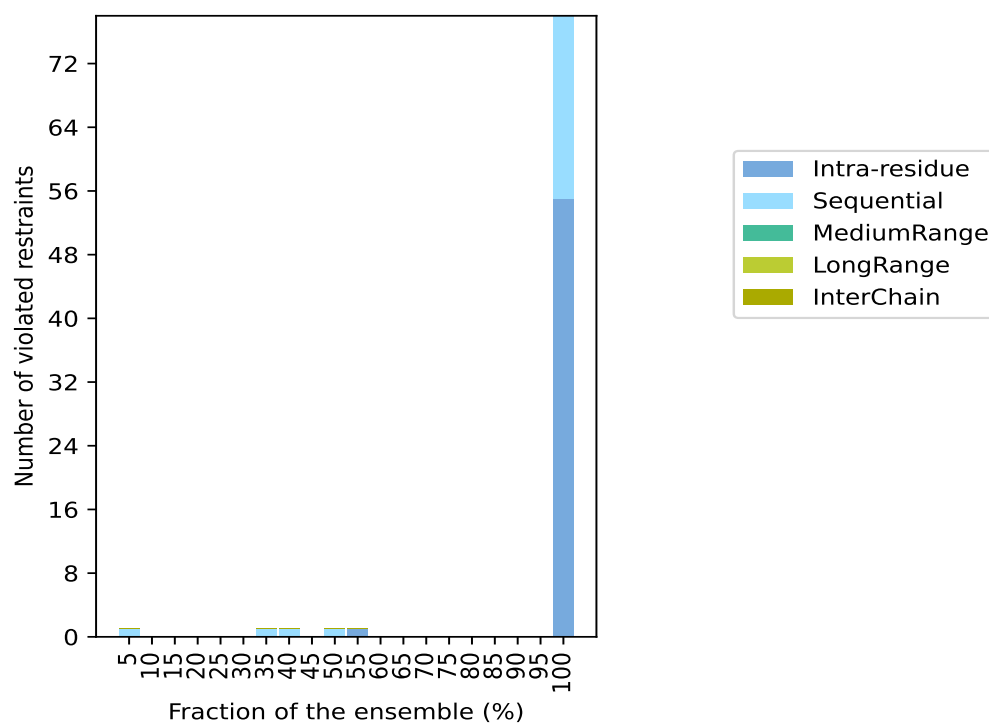
9.3 Distance violation statistics for the ensemble

Violation analysis may find that some restraints are violated in few models and some are violated in most of models. The following table provides this information as number of violated restraints for a given fraction of the ensemble. In total, 273(IR:194, SQ:79, MR:0, LR:0, IC:0) restraints are not violated in the ensemble.

Number of violated restraints						Fraction of the ensemble	
IR ¹	SQ ²	MR ³	LR ⁴	IC ⁵	Total	Count ⁶	%
0	1	0	0	0	1	1	5.0
0	0	0	0	0	0	2	10.0
0	0	0	0	0	0	3	15.0
0	0	0	0	0	0	4	20.0
0	0	0	0	0	0	5	25.0
0	0	0	0	0	0	6	30.0
0	1	0	0	0	1	7	35.0
0	1	0	0	0	1	8	40.0
0	0	0	0	0	0	9	45.0
0	1	0	0	0	1	10	50.0
1	0	0	0	0	1	11	55.0
0	0	0	0	0	0	12	60.0
0	0	0	0	0	0	13	65.0
0	0	0	0	0	0	14	70.0
0	0	0	0	0	0	15	75.0
0	0	0	0	0	0	16	80.0
0	0	0	0	0	0	17	85.0
0	0	0	0	0	0	18	90.0
0	0	0	0	0	0	19	95.0
55	23	0	0	0	78	20	100.0

¹Intra-residue restraints, ²Sequential restraints, ³Medium range restraints, ⁴Long range restraints, ⁵Inter-chain restraints, ⁶ Number of models with violations

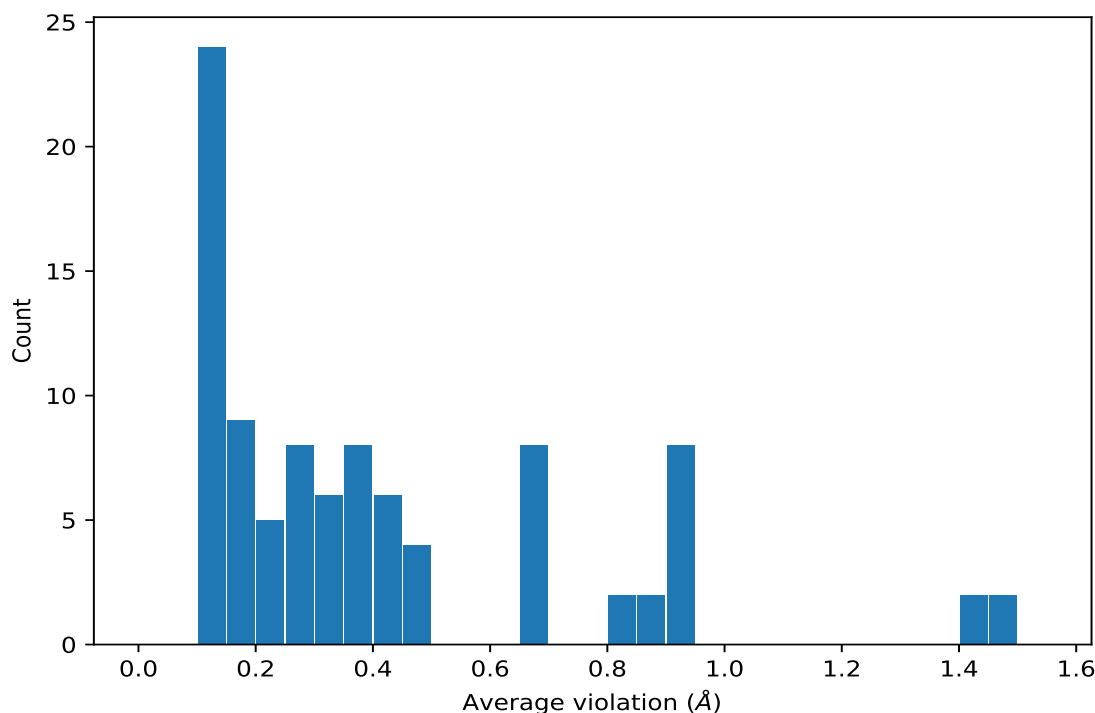
9.3.1 Bar graph : Distance violation statistics for the ensemble [i](#)



9.4 Most violated distance restraints in the ensemble [i](#)

9.4.1 Histogram : Distribution of mean distance violations [i](#)

The following histogram shows the distribution of the average value of the violation. The average is calculated for each restraint that is violated in more than one model over all the violated models in the ensemble



9.4.2 Table: Most violated distance restraints [i](#)

The following table provides the mean and the standard deviation of the violation for each restraint sorted by number of violated models and the mean value. The Key (restraint list ID, restraint ID) is the unique identifier for a given restraint. Rows with same key represent combinatorial or ambiguous restraints and are counted as a single restraint.

Key	Atom-1	Atom-2	Models ¹	Mean (Å)	SD ¹ (Å)	Median (Å)
(1,336)	1:15:B:DT:H5'	1:14:B:GF2:H8	20	1.46	0.0	1.46
(1,336)	1:15:B:DT:H5''	1:14:B:GF2:H8	20	1.46	0.0	1.46
(1,158)	1:7:A:DT:H5'	1:6:A:GF2:H8	20	1.42	0.01	1.42
(1,158)	1:7:A:DT:H5''	1:6:A:GF2:H8	20	1.42	0.01	1.42
(1,145)	1:7:A:DT:H5'	1:7:A:DT:H6	20	0.95	0.01	0.96
(1,145)	1:7:A:DT:H5''	1:7:A:DT:H6	20	0.95	0.01	0.96
(1,148)	1:7:A:DT:H6	1:7:A:DT:H5'	20	0.95	0.01	0.96
(1,148)	1:7:A:DT:H6	1:7:A:DT:H5''	20	0.95	0.01	0.96
(1,323)	1:15:B:DT:H5'	1:15:B:DT:H6	20	0.92	0.0	0.92
(1,323)	1:15:B:DT:H5''	1:15:B:DT:H6	20	0.92	0.0	0.92
(1,326)	1:15:B:DT:H6	1:15:B:DT:H5'	20	0.92	0.0	0.92
(1,326)	1:15:B:DT:H6	1:15:B:DT:H5''	20	0.92	0.0	0.92
(1,308)	1:14:B:GF2:H3'	1:15:B:DT:H5'	20	0.86	0.0	0.86
(1,308)	1:14:B:GF2:H3'	1:15:B:DT:H5''	20	0.86	0.0	0.86
(1,130)	1:6:A:GF2:H3'	1:7:A:DT:H5'	20	0.8	0.01	0.8
(1,130)	1:6:A:GF2:H3'	1:7:A:DT:H5''	20	0.8	0.01	0.8

Continued on next page...

Continued from previous page...

Key	Atom-1	Atom-2	Models ¹	Mean (Å)	SD ¹ (Å)	Median (Å)
(1,330)	1:15:B:DT:H3'	1:16:B:DT:H5'	20	0.7	0.0	0.7
(1,330)	1:15:B:DT:H3'	1:16:B:DT:H5''	20	0.7	0.0	0.7
(1,152)	1:7:A:DT:H3'	1:8:A:DT:H5'	20	0.69	0.0	0.69
(1,152)	1:7:A:DT:H3'	1:8:A:DT:H5''	20	0.69	0.0	0.69
(1,171)	1:8:A:DT:H5'	1:8:A:DT:H6	20	0.67	0.01	0.67
(1,171)	1:8:A:DT:H5''	1:8:A:DT:H6	20	0.67	0.01	0.67
(1,349)	1:16:B:DT:H5'	1:16:B:DT:H6	20	0.65	0.01	0.65
(1,349)	1:16:B:DT:H5''	1:16:B:DT:H6	20	0.65	0.01	0.65
(1,274)	1:12:B:DC:H1'	1:13:B:GF2:HN1	20	0.47	0.01	0.47
(1,313)	1:15:B:DT:H3'	1:15:B:DT:H1'	20	0.45	0.0	0.45
(1,96)	1:4:A:DC:H1'	1:5:A:GF2:HN1	20	0.45	0.01	0.45
(1,135)	1:7:A:DT:H3'	1:7:A:DT:H1'	20	0.45	0.0	0.45
(1,202)	1:10:B:DA:H2'	1:10:B:DA:H4'	20	0.43	0.0	0.43
(1,205)	1:10:B:DA:H3'	1:10:B:DA:H1'	20	0.43	0.0	0.43
(1,24)	1:2:A:DA:H2'	1:2:A:DA:H4'	20	0.41	0.0	0.41
(1,260)	1:12:B:DC:H3'	1:12:B:DC:H1'	20	0.41	0.0	0.4
(1,82)	1:4:A:DC:H3'	1:4:A:DC:H1'	20	0.4	0.0	0.4
(1,27)	1:2:A:DA:H3'	1:2:A:DA:H1'	20	0.4	0.0	0.4
(1,87)	1:4:A:DC:H5	1:4:A:DC:H1'	20	0.39	0.0	0.39
(1,265)	1:12:B:DC:H5	1:12:B:DC:H1'	20	0.39	0.0	0.39
(1,355)	1:16:B:DT:H5''	1:15:B:DT:H1'	20	0.39	0.0	0.39
(1,177)	1:8:A:DT:H5''	1:7:A:DT:H1'	20	0.39	0.0	0.39
(1,58)	1:3:A:DC:H3'	1:3:A:DC:H1'	20	0.38	0.0	0.38
(1,236)	1:11:B:DC:H3'	1:11:B:DC:H1'	20	0.38	0.0	0.38
(1,25)	1:2:A:DA:H2''	1:2:A:DA:H4'	20	0.37	0.0	0.37
(1,34)	1:2:A:DA:H4'	1:2:A:DA:H2''	20	0.37	0.0	0.37
(1,235)	1:11:B:DC:H2''	1:11:B:DC:H5	20	0.34	0.0	0.34
(1,57)	1:3:A:DC:H2''	1:3:A:DC:H5	20	0.33	0.0	0.33
(1,226)	1:10:B:DA:H2'	1:11:B:DC:H6	20	0.32	0.0	0.32
(1,203)	1:10:B:DA:H2''	1:10:B:DA:H4'	20	0.31	0.0	0.31
(1,212)	1:10:B:DA:H4'	1:10:B:DA:H2''	20	0.31	0.0	0.31
(1,176)	1:8:A:DT:H3'	1:7:A:DT:H6	20	0.31	0.01	0.31
(1,64)	1:3:A:DC:H5	1:2:A:DA:H8	20	0.3	0.01	0.3
(1,276)	1:12:B:DC:H5	1:11:B:DC:H6	20	0.29	0.01	0.29
(1,98)	1:4:A:DC:H5	1:3:A:DC:H6	20	0.28	0.01	0.28
(1,354)	1:16:B:DT:H3'	1:15:B:DT:H6	20	0.26	0.01	0.26
(1,189)	1:9:B:3D1:H3'	1:9:B:3D1:H8	20	0.26	0.01	0.26
(1,294)	1:13:B:GF2:H5'A	1:12:B:DC:H2'	20	0.26	0.0	0.26
(1,66)	1:3:A:DC:H5'	1:3:A:DC:H6	20	0.25	0.0	0.25
(1,244)	1:11:B:DC:H5'	1:11:B:DC:H6	20	0.25	0.0	0.25
(1,11)	1:1:A:3D1:H3'	1:1:A:3D1:H8	20	0.24	0.01	0.24
(1,311)	1:15:B:DT:H1'	1:15:B:DT:H6	20	0.23	0.0	0.23

Continued on next page...

Continued from previous page...

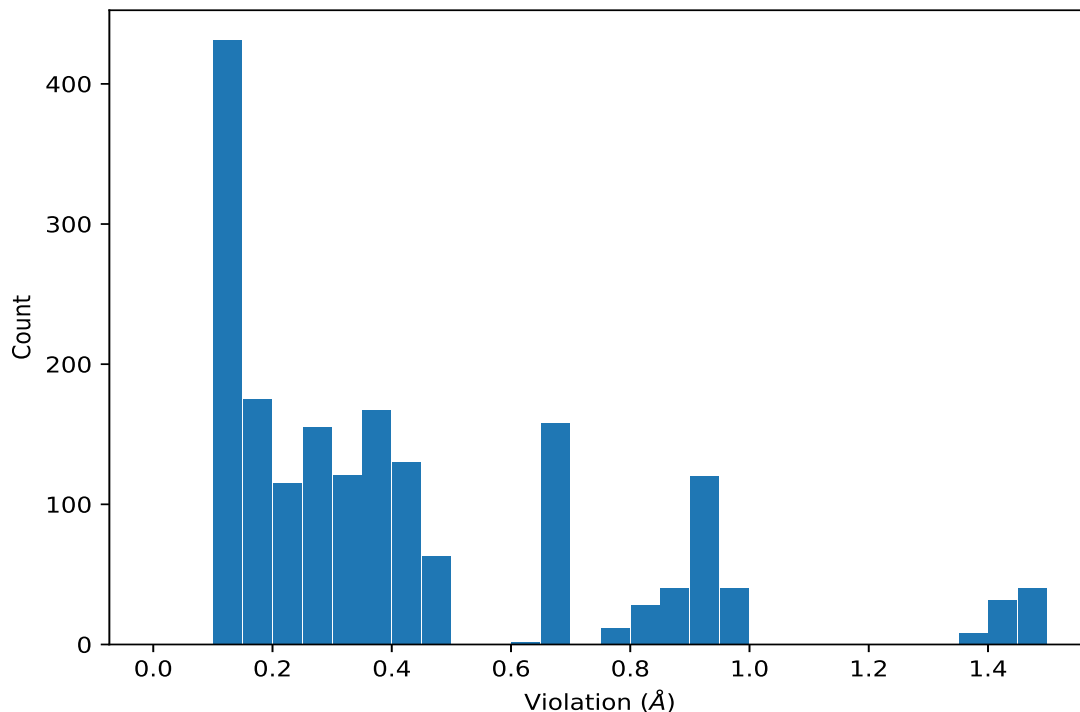
Key	Atom-1	Atom-2	Models ¹	Mean (Å)	SD ¹ (Å)	Median (Å)
(1,174)	1:8:A:DT:H2'	1:7:A:DT:H1'	20	0.22	0.01	0.22
(1,133)	1:7:A:DT:H1'	1:7:A:DT:H6	20	0.22	0.0	0.22
(1,352)	1:16:B:DT:H2'	1:15:B:DT:H1'	20	0.21	0.0	0.21
(1,225)	1:10:B:DA:H2''	1:11:B:DC:H5	20	0.19	0.01	0.19
(1,159)	1:8:A:DT:H1'	1:8:A:DT:H6	20	0.19	0.0	0.19
(1,337)	1:16:B:DT:H1'	1:16:B:DT:H6	20	0.19	0.0	0.19
(1,116)	1:5:A:GF2:H5'A	1:4:A:DC:H2'	20	0.19	0.01	0.19
(1,242)	1:11:B:DC:H5	1:10:B:DA:H8	20	0.18	0.01	0.18
(1,68)	1:3:A:DC:H5	1:3:A:DC:H41	20	0.17	0.0	0.17
(1,246)	1:11:B:DC:H5	1:11:B:DC:H41	20	0.17	0.0	0.17
(1,52)	1:3:A:DC:H1'	1:3:A:DC:H6	20	0.17	0.0	0.17
(1,63)	1:3:A:DC:H4'	1:3:A:DC:H1'	20	0.16	0.0	0.16
(1,230)	1:11:B:DC:H1'	1:11:B:DC:H6	20	0.15	0.0	0.15
(1,223)	1:10:B:DA:H1'	1:11:B:DC:H6	20	0.15	0.01	0.15
(1,241)	1:11:B:DC:H4'	1:11:B:DC:H1'	20	0.14	0.0	0.14
(1,30)	1:2:A:DA:H3'	1:2:A:DA:H5'	20	0.14	0.0	0.14
(1,39)	1:2:A:DA:H5'	1:2:A:DA:H3'	20	0.14	0.0	0.14
(1,239)	1:11:B:DC:H3'	1:11:B:DC:H4'	20	0.14	0.0	0.14
(1,61)	1:3:A:DC:H3'	1:3:A:DC:H4'	20	0.14	0.0	0.14
(1,164)	1:8:A:DT:H3'	1:8:A:DT:H4'	20	0.13	0.0	0.13
(1,85)	1:4:A:DC:H3'	1:4:A:DC:H4'	20	0.13	0.0	0.13
(1,263)	1:12:B:DC:H3'	1:12:B:DC:H4'	20	0.13	0.0	0.13
(1,208)	1:10:B:DA:H3'	1:10:B:DA:H5'	20	0.12	0.0	0.12
(1,217)	1:10:B:DA:H5'	1:10:B:DA:H3'	20	0.12	0.0	0.12
(1,342)	1:16:B:DT:H3'	1:16:B:DT:H4'	20	0.12	0.0	0.12
(1,20)	1:2:A:DA:H2'	1:2:A:DA:H1'	20	0.12	0.0	0.12
(1,84)	1:4:A:DC:H3'	1:4:A:DC:H2''	20	0.12	0.0	0.12
(1,163)	1:8:A:DT:H3'	1:8:A:DT:H2''	20	0.12	0.0	0.12
(1,262)	1:12:B:DC:H3'	1:12:B:DC:H2''	20	0.12	0.0	0.12
(1,341)	1:16:B:DT:H3'	1:16:B:DT:H2''	20	0.12	0.0	0.12
(1,317)	1:15:B:DT:H3'	1:15:B:DT:H6	20	0.12	0.0	0.12
(1,198)	1:10:B:DA:H2'	1:10:B:DA:H1'	20	0.1	0.0	0.1
(1,43)	1:2:A:DA:H5''	1:2:A:DA:H8	11	0.1	0.0	0.1
(1,74)	1:3:A:DC:H2''	1:4:A:DC:H5	10	0.1	0.0	0.1
(1,100)	1:4:A:DC:H42	1:5:A:GF2:HN1	8	0.11	0.0	0.11
(1,47)	1:2:A:DA:H2''	1:3:A:DC:H5	7	0.1	0.0	0.1

¹Number of violated models, ²Standard deviation

9.5 All violated distance restraints [i](#)

9.5.1 Histogram : Distribution of distance violations [i](#)

The following histogram shows the distribution of the absolute value of the violation for all violated restraints in the ensemble.



9.5.2 Table : All distance violations [i](#)

The following table lists the absolute value of the violation for each restraint in the ensemble sorted by its value. The Key (restraint list ID, restraint ID) is the unique identifier for a given restraint. Rows with same key represent combinatorial or ambiguous restraints and are counted as a single restraint.

Key	Atom-1	Atom-2	Model ID	Violation (Å)
(1,336)	1:15:B:DT:H5'	1:14:B:GF2:H8	2	1.47
(1,336)	1:15:B:DT:H5''	1:14:B:GF2:H8	2	1.47
(1,336)	1:15:B:DT:H5'	1:14:B:GF2:H8	3	1.47
(1,336)	1:15:B:DT:H5''	1:14:B:GF2:H8	3	1.47
(1,336)	1:15:B:DT:H5'	1:14:B:GF2:H8	9	1.47
(1,336)	1:15:B:DT:H5''	1:14:B:GF2:H8	9	1.47
(1,336)	1:15:B:DT:H5'	1:14:B:GF2:H8	10	1.47
(1,336)	1:15:B:DT:H5''	1:14:B:GF2:H8	10	1.47
(1,336)	1:15:B:DT:H5'	1:14:B:GF2:H8	11	1.47
(1,336)	1:15:B:DT:H5''	1:14:B:GF2:H8	11	1.47

Continued on next page...

Continued from previous page...

Key	Atom-1	Atom-2	Model ID	Violation (Å)
(1,336)	1:15:B:DT:H5'	1:14:B:GF2:H8	14	1.47
(1,336)	1:15:B:DT:H5''	1:14:B:GF2:H8	14	1.47
(1,336)	1:15:B:DT:H5'	1:14:B:GF2:H8	1	1.46
(1,336)	1:15:B:DT:H5''	1:14:B:GF2:H8	1	1.46
(1,336)	1:15:B:DT:H5'	1:14:B:GF2:H8	4	1.46
(1,336)	1:15:B:DT:H5''	1:14:B:GF2:H8	4	1.46
(1,336)	1:15:B:DT:H5'	1:14:B:GF2:H8	5	1.46
(1,336)	1:15:B:DT:H5''	1:14:B:GF2:H8	5	1.46
(1,336)	1:15:B:DT:H5'	1:14:B:GF2:H8	6	1.46
(1,336)	1:15:B:DT:H5''	1:14:B:GF2:H8	6	1.46
(1,336)	1:15:B:DT:H5'	1:14:B:GF2:H8	7	1.46
(1,336)	1:15:B:DT:H5''	1:14:B:GF2:H8	7	1.46
(1,336)	1:15:B:DT:H5'	1:14:B:GF2:H8	8	1.46
(1,336)	1:15:B:DT:H5''	1:14:B:GF2:H8	8	1.46
(1,336)	1:15:B:DT:H5'	1:14:B:GF2:H8	12	1.46
(1,336)	1:15:B:DT:H5''	1:14:B:GF2:H8	12	1.46
(1,336)	1:15:B:DT:H5'	1:14:B:GF2:H8	13	1.46
(1,336)	1:15:B:DT:H5''	1:14:B:GF2:H8	13	1.46
(1,336)	1:15:B:DT:H5'	1:14:B:GF2:H8	15	1.46
(1,336)	1:15:B:DT:H5''	1:14:B:GF2:H8	15	1.46
(1,336)	1:15:B:DT:H5'	1:14:B:GF2:H8	16	1.46
(1,336)	1:15:B:DT:H5''	1:14:B:GF2:H8	16	1.46
(1,336)	1:15:B:DT:H5'	1:14:B:GF2:H8	17	1.46
(1,336)	1:15:B:DT:H5''	1:14:B:GF2:H8	17	1.46
(1,336)	1:15:B:DT:H5'	1:14:B:GF2:H8	18	1.46
(1,336)	1:15:B:DT:H5''	1:14:B:GF2:H8	18	1.46
(1,336)	1:15:B:DT:H5'	1:14:B:GF2:H8	19	1.46
(1,336)	1:15:B:DT:H5''	1:14:B:GF2:H8	19	1.46
(1,336)	1:15:B:DT:H5'	1:14:B:GF2:H8	20	1.46
(1,336)	1:15:B:DT:H5''	1:14:B:GF2:H8	20	1.46
(1,158)	1:7:A:DT:H5'	1:6:A:GF2:H8	15	1.44
(1,158)	1:7:A:DT:H5''	1:6:A:GF2:H8	15	1.44
(1,158)	1:7:A:DT:H5'	1:6:A:GF2:H8	2	1.43
(1,158)	1:7:A:DT:H5''	1:6:A:GF2:H8	2	1.43
(1,158)	1:7:A:DT:H5'	1:6:A:GF2:H8	6	1.43
(1,158)	1:7:A:DT:H5''	1:6:A:GF2:H8	6	1.43
(1,158)	1:7:A:DT:H5'	1:6:A:GF2:H8	12	1.43
(1,158)	1:7:A:DT:H5''	1:6:A:GF2:H8	12	1.43
(1,158)	1:7:A:DT:H5'	1:6:A:GF2:H8	3	1.42
(1,158)	1:7:A:DT:H5''	1:6:A:GF2:H8	3	1.42
(1,158)	1:7:A:DT:H5'	1:6:A:GF2:H8	4	1.42
(1,158)	1:7:A:DT:H5''	1:6:A:GF2:H8	4	1.42

Continued on next page...

Continued from previous page...

Key	Atom-1	Atom-2	Model ID	Violation (Å)
(1,158)	1:7:A:DT:H5'	1:6:A:GF2:H8	8	1.42
(1,158)	1:7:A:DT:H5''	1:6:A:GF2:H8	8	1.42
(1,158)	1:7:A:DT:H5'	1:6:A:GF2:H8	9	1.42
(1,158)	1:7:A:DT:H5''	1:6:A:GF2:H8	9	1.42
(1,158)	1:7:A:DT:H5'	1:6:A:GF2:H8	18	1.42
(1,158)	1:7:A:DT:H5''	1:6:A:GF2:H8	18	1.42
(1,158)	1:7:A:DT:H5'	1:6:A:GF2:H8	19	1.42
(1,158)	1:7:A:DT:H5''	1:6:A:GF2:H8	19	1.42
(1,158)	1:7:A:DT:H5'	1:6:A:GF2:H8	1	1.41
(1,158)	1:7:A:DT:H5''	1:6:A:GF2:H8	1	1.41
(1,158)	1:7:A:DT:H5'	1:6:A:GF2:H8	5	1.41
(1,158)	1:7:A:DT:H5''	1:6:A:GF2:H8	5	1.41
(1,158)	1:7:A:DT:H5'	1:6:A:GF2:H8	7	1.41
(1,158)	1:7:A:DT:H5''	1:6:A:GF2:H8	7	1.41
(1,158)	1:7:A:DT:H5'	1:6:A:GF2:H8	13	1.41
(1,158)	1:7:A:DT:H5''	1:6:A:GF2:H8	13	1.41
(1,158)	1:7:A:DT:H5'	1:6:A:GF2:H8	16	1.41
(1,158)	1:7:A:DT:H5''	1:6:A:GF2:H8	16	1.41
(1,158)	1:7:A:DT:H5'	1:6:A:GF2:H8	20	1.41
(1,158)	1:7:A:DT:H5''	1:6:A:GF2:H8	20	1.41
(1,158)	1:7:A:DT:H5'	1:6:A:GF2:H8	10	1.4
(1,158)	1:7:A:DT:H5''	1:6:A:GF2:H8	10	1.4
(1,158)	1:7:A:DT:H5'	1:6:A:GF2:H8	11	1.4
(1,158)	1:7:A:DT:H5''	1:6:A:GF2:H8	11	1.4
(1,158)	1:7:A:DT:H5'	1:6:A:GF2:H8	14	1.4
(1,158)	1:7:A:DT:H5''	1:6:A:GF2:H8	14	1.4
(1,158)	1:7:A:DT:H5'	1:6:A:GF2:H8	17	1.4
(1,158)	1:7:A:DT:H5''	1:6:A:GF2:H8	17	1.4
(1,148)	1:7:A:DT:H6	1:7:A:DT:H5'	10	0.97
(1,148)	1:7:A:DT:H6	1:7:A:DT:H5''	10	0.97
(1,148)	1:7:A:DT:H6	1:7:A:DT:H5'	14	0.97
(1,148)	1:7:A:DT:H6	1:7:A:DT:H5''	14	0.97
(1,148)	1:7:A:DT:H6	1:7:A:DT:H5'	17	0.97
(1,148)	1:7:A:DT:H6	1:7:A:DT:H5''	17	0.97
(1,148)	1:7:A:DT:H6	1:7:A:DT:H5'	20	0.97
(1,148)	1:7:A:DT:H6	1:7:A:DT:H5''	20	0.97
(1,145)	1:7:A:DT:H5'	1:7:A:DT:H6	10	0.97
(1,145)	1:7:A:DT:H5''	1:7:A:DT:H6	10	0.97
(1,145)	1:7:A:DT:H5'	1:7:A:DT:H6	14	0.97
(1,145)	1:7:A:DT:H5''	1:7:A:DT:H6	14	0.97
(1,145)	1:7:A:DT:H5'	1:7:A:DT:H6	17	0.97
(1,145)	1:7:A:DT:H5''	1:7:A:DT:H6	17	0.97

Continued on next page...

Continued from previous page...

Key	Atom-1	Atom-2	Model ID	Violation (Å)
(1,145)	1:7:A:DT:H5'	1:7:A:DT:H6	20	0.97
(1,145)	1:7:A:DT:H5''	1:7:A:DT:H6	20	0.97
(1,148)	1:7:A:DT:H6	1:7:A:DT:H5'	1	0.96
(1,148)	1:7:A:DT:H6	1:7:A:DT:H5''	1	0.96
(1,148)	1:7:A:DT:H6	1:7:A:DT:H5'	5	0.96
(1,148)	1:7:A:DT:H6	1:7:A:DT:H5''	5	0.96
(1,148)	1:7:A:DT:H6	1:7:A:DT:H5'	8	0.96
(1,148)	1:7:A:DT:H6	1:7:A:DT:H5''	8	0.96
(1,148)	1:7:A:DT:H6	1:7:A:DT:H5'	11	0.96
(1,148)	1:7:A:DT:H6	1:7:A:DT:H5''	11	0.96
(1,148)	1:7:A:DT:H6	1:7:A:DT:H5'	13	0.96
(1,148)	1:7:A:DT:H6	1:7:A:DT:H5''	13	0.96
(1,148)	1:7:A:DT:H6	1:7:A:DT:H5'	19	0.96
(1,148)	1:7:A:DT:H6	1:7:A:DT:H5''	19	0.96
(1,145)	1:7:A:DT:H5'	1:7:A:DT:H6	1	0.96
(1,145)	1:7:A:DT:H5''	1:7:A:DT:H6	1	0.96
(1,145)	1:7:A:DT:H5'	1:7:A:DT:H6	5	0.96
(1,145)	1:7:A:DT:H5''	1:7:A:DT:H6	5	0.96
(1,145)	1:7:A:DT:H5'	1:7:A:DT:H6	8	0.96
(1,145)	1:7:A:DT:H5''	1:7:A:DT:H6	8	0.96
(1,145)	1:7:A:DT:H5'	1:7:A:DT:H6	11	0.96
(1,145)	1:7:A:DT:H5''	1:7:A:DT:H6	11	0.96
(1,145)	1:7:A:DT:H5'	1:7:A:DT:H6	13	0.96
(1,145)	1:7:A:DT:H5''	1:7:A:DT:H6	13	0.96
(1,145)	1:7:A:DT:H5'	1:7:A:DT:H6	19	0.96
(1,145)	1:7:A:DT:H5''	1:7:A:DT:H6	19	0.96
(1,148)	1:7:A:DT:H6	1:7:A:DT:H5'	2	0.95
(1,148)	1:7:A:DT:H6	1:7:A:DT:H5''	2	0.95
(1,148)	1:7:A:DT:H6	1:7:A:DT:H5'	3	0.95
(1,148)	1:7:A:DT:H6	1:7:A:DT:H5''	3	0.95
(1,148)	1:7:A:DT:H6	1:7:A:DT:H5'	4	0.95
(1,148)	1:7:A:DT:H6	1:7:A:DT:H5''	4	0.95
(1,148)	1:7:A:DT:H6	1:7:A:DT:H5'	7	0.95
(1,148)	1:7:A:DT:H6	1:7:A:DT:H5''	7	0.95
(1,148)	1:7:A:DT:H6	1:7:A:DT:H5'	9	0.95
(1,148)	1:7:A:DT:H6	1:7:A:DT:H5''	9	0.95
(1,148)	1:7:A:DT:H6	1:7:A:DT:H5'	16	0.95
(1,148)	1:7:A:DT:H6	1:7:A:DT:H5''	16	0.95
(1,145)	1:7:A:DT:H5'	1:7:A:DT:H6	2	0.95
(1,145)	1:7:A:DT:H5''	1:7:A:DT:H6	2	0.95
(1,145)	1:7:A:DT:H5'	1:7:A:DT:H6	3	0.95
(1,145)	1:7:A:DT:H5''	1:7:A:DT:H6	3	0.95

Continued on next page...

Continued from previous page...

Key	Atom-1	Atom-2	Model ID	Violation (Å)
(1,145)	1:7:A:DT:H5'	1:7:A:DT:H6	4	0.95
(1,145)	1:7:A:DT:H5''	1:7:A:DT:H6	4	0.95
(1,145)	1:7:A:DT:H5'	1:7:A:DT:H6	7	0.95
(1,145)	1:7:A:DT:H5''	1:7:A:DT:H6	7	0.95
(1,145)	1:7:A:DT:H5'	1:7:A:DT:H6	9	0.95
(1,145)	1:7:A:DT:H5''	1:7:A:DT:H6	9	0.95
(1,145)	1:7:A:DT:H5'	1:7:A:DT:H6	16	0.95
(1,145)	1:7:A:DT:H5''	1:7:A:DT:H6	16	0.95
(1,148)	1:7:A:DT:H6	1:7:A:DT:H5'	6	0.94
(1,148)	1:7:A:DT:H6	1:7:A:DT:H5''	6	0.94
(1,148)	1:7:A:DT:H6	1:7:A:DT:H5'	12	0.94
(1,148)	1:7:A:DT:H6	1:7:A:DT:H5''	12	0.94
(1,148)	1:7:A:DT:H6	1:7:A:DT:H5'	18	0.94
(1,148)	1:7:A:DT:H6	1:7:A:DT:H5''	18	0.94
(1,145)	1:7:A:DT:H5'	1:7:A:DT:H6	6	0.94
(1,145)	1:7:A:DT:H5''	1:7:A:DT:H6	6	0.94
(1,145)	1:7:A:DT:H5'	1:7:A:DT:H6	12	0.94
(1,145)	1:7:A:DT:H5''	1:7:A:DT:H6	12	0.94
(1,145)	1:7:A:DT:H5'	1:7:A:DT:H6	18	0.94
(1,145)	1:7:A:DT:H5''	1:7:A:DT:H6	18	0.94
(1,326)	1:15:B:DT:H6	1:15:B:DT:H5'	15	0.93
(1,326)	1:15:B:DT:H6	1:15:B:DT:H5''	15	0.93
(1,326)	1:15:B:DT:H6	1:15:B:DT:H5'	18	0.93
(1,326)	1:15:B:DT:H6	1:15:B:DT:H5''	18	0.93
(1,323)	1:15:B:DT:H5'	1:15:B:DT:H6	15	0.93
(1,323)	1:15:B:DT:H5''	1:15:B:DT:H6	15	0.93
(1,323)	1:15:B:DT:H5'	1:15:B:DT:H6	18	0.93
(1,323)	1:15:B:DT:H5''	1:15:B:DT:H6	18	0.93
(1,148)	1:7:A:DT:H6	1:7:A:DT:H5'	15	0.93
(1,148)	1:7:A:DT:H6	1:7:A:DT:H5''	15	0.93
(1,145)	1:7:A:DT:H5'	1:7:A:DT:H6	15	0.93
(1,145)	1:7:A:DT:H5''	1:7:A:DT:H6	15	0.93
(1,326)	1:15:B:DT:H6	1:15:B:DT:H5'	1	0.92
(1,326)	1:15:B:DT:H6	1:15:B:DT:H5''	1	0.92
(1,326)	1:15:B:DT:H6	1:15:B:DT:H5'	2	0.92
(1,326)	1:15:B:DT:H6	1:15:B:DT:H5''	2	0.92
(1,326)	1:15:B:DT:H6	1:15:B:DT:H5'	3	0.92
(1,326)	1:15:B:DT:H6	1:15:B:DT:H5''	3	0.92
(1,326)	1:15:B:DT:H6	1:15:B:DT:H5'	5	0.92
(1,326)	1:15:B:DT:H6	1:15:B:DT:H5''	5	0.92
(1,326)	1:15:B:DT:H6	1:15:B:DT:H5'	6	0.92
(1,326)	1:15:B:DT:H6	1:15:B:DT:H5''	6	0.92

Continued on next page...

Continued from previous page...

Key	Atom-1	Atom-2	Model ID	Violation (Å)
(1,326)	1:15:B:DT:H6	1:15:B:DT:H5'	7	0.92
(1,326)	1:15:B:DT:H6	1:15:B:DT:H5''	7	0.92
(1,326)	1:15:B:DT:H6	1:15:B:DT:H5'	8	0.92
(1,326)	1:15:B:DT:H6	1:15:B:DT:H5''	8	0.92
(1,326)	1:15:B:DT:H6	1:15:B:DT:H5'	9	0.92
(1,326)	1:15:B:DT:H6	1:15:B:DT:H5''	9	0.92
(1,326)	1:15:B:DT:H6	1:15:B:DT:H5'	10	0.92
(1,326)	1:15:B:DT:H6	1:15:B:DT:H5''	10	0.92
(1,326)	1:15:B:DT:H6	1:15:B:DT:H5'	11	0.92
(1,326)	1:15:B:DT:H6	1:15:B:DT:H5''	11	0.92
(1,326)	1:15:B:DT:H6	1:15:B:DT:H5'	12	0.92
(1,326)	1:15:B:DT:H6	1:15:B:DT:H5''	12	0.92
(1,326)	1:15:B:DT:H6	1:15:B:DT:H5'	13	0.92
(1,326)	1:15:B:DT:H6	1:15:B:DT:H5''	13	0.92
(1,326)	1:15:B:DT:H6	1:15:B:DT:H5'	14	0.92
(1,326)	1:15:B:DT:H6	1:15:B:DT:H5''	14	0.92
(1,326)	1:15:B:DT:H6	1:15:B:DT:H5'	16	0.92
(1,326)	1:15:B:DT:H6	1:15:B:DT:H5''	16	0.92
(1,326)	1:15:B:DT:H6	1:15:B:DT:H5'	20	0.92
(1,326)	1:15:B:DT:H6	1:15:B:DT:H5''	20	0.92
(1,323)	1:15:B:DT:H5'	1:15:B:DT:H6	1	0.92
(1,323)	1:15:B:DT:H5''	1:15:B:DT:H6	1	0.92
(1,323)	1:15:B:DT:H5'	1:15:B:DT:H6	2	0.92
(1,323)	1:15:B:DT:H5''	1:15:B:DT:H6	2	0.92
(1,323)	1:15:B:DT:H5'	1:15:B:DT:H6	3	0.92
(1,323)	1:15:B:DT:H5''	1:15:B:DT:H6	3	0.92
(1,323)	1:15:B:DT:H5'	1:15:B:DT:H6	5	0.92
(1,323)	1:15:B:DT:H5''	1:15:B:DT:H6	5	0.92
(1,323)	1:15:B:DT:H5'	1:15:B:DT:H6	6	0.92
(1,323)	1:15:B:DT:H5''	1:15:B:DT:H6	6	0.92
(1,323)	1:15:B:DT:H5'	1:15:B:DT:H6	7	0.92
(1,323)	1:15:B:DT:H5''	1:15:B:DT:H6	7	0.92
(1,323)	1:15:B:DT:H5'	1:15:B:DT:H6	8	0.92
(1,323)	1:15:B:DT:H5''	1:15:B:DT:H6	8	0.92
(1,323)	1:15:B:DT:H5'	1:15:B:DT:H6	9	0.92
(1,323)	1:15:B:DT:H5''	1:15:B:DT:H6	9	0.92
(1,323)	1:15:B:DT:H5'	1:15:B:DT:H6	10	0.92
(1,323)	1:15:B:DT:H5''	1:15:B:DT:H6	10	0.92
(1,323)	1:15:B:DT:H5'	1:15:B:DT:H6	11	0.92
(1,323)	1:15:B:DT:H5''	1:15:B:DT:H6	11	0.92
(1,323)	1:15:B:DT:H5'	1:15:B:DT:H6	12	0.92
(1,323)	1:15:B:DT:H5''	1:15:B:DT:H6	12	0.92

Continued on next page...

Continued from previous page...

Key	Atom-1	Atom-2	Model ID	Violation (Å)
(1,323)	1:15:B:DT:H5'	1:15:B:DT:H6	13	0.92
(1,323)	1:15:B:DT:H5''	1:15:B:DT:H6	13	0.92
(1,323)	1:15:B:DT:H5'	1:15:B:DT:H6	14	0.92
(1,323)	1:15:B:DT:H5''	1:15:B:DT:H6	14	0.92
(1,323)	1:15:B:DT:H5'	1:15:B:DT:H6	16	0.92
(1,323)	1:15:B:DT:H5''	1:15:B:DT:H6	16	0.92
(1,323)	1:15:B:DT:H5'	1:15:B:DT:H6	20	0.92
(1,323)	1:15:B:DT:H5''	1:15:B:DT:H6	20	0.92
(1,326)	1:15:B:DT:H6	1:15:B:DT:H5'	4	0.91
(1,326)	1:15:B:DT:H6	1:15:B:DT:H5''	4	0.91
(1,326)	1:15:B:DT:H6	1:15:B:DT:H5'	17	0.91
(1,326)	1:15:B:DT:H6	1:15:B:DT:H5''	17	0.91
(1,326)	1:15:B:DT:H6	1:15:B:DT:H5'	19	0.91
(1,326)	1:15:B:DT:H6	1:15:B:DT:H5''	19	0.91
(1,323)	1:15:B:DT:H5'	1:15:B:DT:H6	4	0.91
(1,323)	1:15:B:DT:H5''	1:15:B:DT:H6	4	0.91
(1,323)	1:15:B:DT:H5'	1:15:B:DT:H6	17	0.91
(1,323)	1:15:B:DT:H5''	1:15:B:DT:H6	17	0.91
(1,323)	1:15:B:DT:H5'	1:15:B:DT:H6	19	0.91
(1,323)	1:15:B:DT:H5''	1:15:B:DT:H6	19	0.91
(1,308)	1:14:B:GF2:H3'	1:15:B:DT:H5'	1	0.86
(1,308)	1:14:B:GF2:H3'	1:15:B:DT:H5''	1	0.86
(1,308)	1:14:B:GF2:H3'	1:15:B:DT:H5'	2	0.86
(1,308)	1:14:B:GF2:H3'	1:15:B:DT:H5''	2	0.86
(1,308)	1:14:B:GF2:H3'	1:15:B:DT:H5'	3	0.86
(1,308)	1:14:B:GF2:H3'	1:15:B:DT:H5''	3	0.86
(1,308)	1:14:B:GF2:H3'	1:15:B:DT:H5'	4	0.86
(1,308)	1:14:B:GF2:H3'	1:15:B:DT:H5''	4	0.86
(1,308)	1:14:B:GF2:H3'	1:15:B:DT:H5'	5	0.86
(1,308)	1:14:B:GF2:H3'	1:15:B:DT:H5''	5	0.86
(1,308)	1:14:B:GF2:H3'	1:15:B:DT:H5'	6	0.86
(1,308)	1:14:B:GF2:H3'	1:15:B:DT:H5''	6	0.86
(1,308)	1:14:B:GF2:H3'	1:15:B:DT:H5'	7	0.86
(1,308)	1:14:B:GF2:H3'	1:15:B:DT:H5''	7	0.86
(1,308)	1:14:B:GF2:H3'	1:15:B:DT:H5'	8	0.86
(1,308)	1:14:B:GF2:H3'	1:15:B:DT:H5''	8	0.86
(1,308)	1:14:B:GF2:H3'	1:15:B:DT:H5'	9	0.86
(1,308)	1:14:B:GF2:H3'	1:15:B:DT:H5''	9	0.86
(1,308)	1:14:B:GF2:H3'	1:15:B:DT:H5'	10	0.86
(1,308)	1:14:B:GF2:H3'	1:15:B:DT:H5''	10	0.86
(1,308)	1:14:B:GF2:H3'	1:15:B:DT:H5'	11	0.86
(1,308)	1:14:B:GF2:H3'	1:15:B:DT:H5''	11	0.86

Continued on next page...

Continued from previous page...

Key	Atom-1	Atom-2	Model ID	Violation (Å)
(1,308)	1:14:B:GF2:H3'	1:15:B:DT:H5'	12	0.86
(1,308)	1:14:B:GF2:H3'	1:15:B:DT:H5''	12	0.86
(1,308)	1:14:B:GF2:H3'	1:15:B:DT:H5'	13	0.86
(1,308)	1:14:B:GF2:H3'	1:15:B:DT:H5''	13	0.86
(1,308)	1:14:B:GF2:H3'	1:15:B:DT:H5'	14	0.86
(1,308)	1:14:B:GF2:H3'	1:15:B:DT:H5''	14	0.86
(1,308)	1:14:B:GF2:H3'	1:15:B:DT:H5'	15	0.86
(1,308)	1:14:B:GF2:H3'	1:15:B:DT:H5''	15	0.86
(1,308)	1:14:B:GF2:H3'	1:15:B:DT:H5'	16	0.86
(1,308)	1:14:B:GF2:H3'	1:15:B:DT:H5''	16	0.86
(1,308)	1:14:B:GF2:H3'	1:15:B:DT:H5'	17	0.86
(1,308)	1:14:B:GF2:H3'	1:15:B:DT:H5''	17	0.86
(1,308)	1:14:B:GF2:H3'	1:15:B:DT:H5'	18	0.86
(1,308)	1:14:B:GF2:H3'	1:15:B:DT:H5''	18	0.86
(1,308)	1:14:B:GF2:H3'	1:15:B:DT:H5'	19	0.86
(1,308)	1:14:B:GF2:H3'	1:15:B:DT:H5''	19	0.86
(1,308)	1:14:B:GF2:H3'	1:15:B:DT:H5'	20	0.86
(1,308)	1:14:B:GF2:H3'	1:15:B:DT:H5''	20	0.86
(1,130)	1:6:A:GF2:H3'	1:7:A:DT:H5'	6	0.82
(1,130)	1:6:A:GF2:H3'	1:7:A:DT:H5''	6	0.82
(1,130)	1:6:A:GF2:H3'	1:7:A:DT:H5'	12	0.82
(1,130)	1:6:A:GF2:H3'	1:7:A:DT:H5''	12	0.82
(1,130)	1:6:A:GF2:H3'	1:7:A:DT:H5'	15	0.82
(1,130)	1:6:A:GF2:H3'	1:7:A:DT:H5''	15	0.82
(1,130)	1:6:A:GF2:H3'	1:7:A:DT:H5'	2	0.81
(1,130)	1:6:A:GF2:H3'	1:7:A:DT:H5''	2	0.81
(1,130)	1:6:A:GF2:H3'	1:7:A:DT:H5'	3	0.8
(1,130)	1:6:A:GF2:H3'	1:7:A:DT:H5''	3	0.8
(1,130)	1:6:A:GF2:H3'	1:7:A:DT:H5'	4	0.8
(1,130)	1:6:A:GF2:H3'	1:7:A:DT:H5''	4	0.8
(1,130)	1:6:A:GF2:H3'	1:7:A:DT:H5'	7	0.8
(1,130)	1:6:A:GF2:H3'	1:7:A:DT:H5''	7	0.8
(1,130)	1:6:A:GF2:H3'	1:7:A:DT:H5'	8	0.8
(1,130)	1:6:A:GF2:H3'	1:7:A:DT:H5''	8	0.8
(1,130)	1:6:A:GF2:H3'	1:7:A:DT:H5'	9	0.8
(1,130)	1:6:A:GF2:H3'	1:7:A:DT:H5''	9	0.8
(1,130)	1:6:A:GF2:H3'	1:7:A:DT:H5'	13	0.8
(1,130)	1:6:A:GF2:H3'	1:7:A:DT:H5''	13	0.8
(1,130)	1:6:A:GF2:H3'	1:7:A:DT:H5'	16	0.8
(1,130)	1:6:A:GF2:H3'	1:7:A:DT:H5''	16	0.8
(1,130)	1:6:A:GF2:H3'	1:7:A:DT:H5'	18	0.8
(1,130)	1:6:A:GF2:H3'	1:7:A:DT:H5''	18	0.8

Continued on next page...

Continued from previous page...

Key	Atom-1	Atom-2	Model ID	Violation (Å)
(1,130)	1:6:A:GF2:H3'	1:7:A:DT:H5'	19	0.8
(1,130)	1:6:A:GF2:H3'	1:7:A:DT:H5''	19	0.8
(1,130)	1:6:A:GF2:H3'	1:7:A:DT:H5'	20	0.8
(1,130)	1:6:A:GF2:H3'	1:7:A:DT:H5''	20	0.8
(1,130)	1:6:A:GF2:H3'	1:7:A:DT:H5'	1	0.79
(1,130)	1:6:A:GF2:H3'	1:7:A:DT:H5''	1	0.79
(1,130)	1:6:A:GF2:H3'	1:7:A:DT:H5'	5	0.79
(1,130)	1:6:A:GF2:H3'	1:7:A:DT:H5''	5	0.79
(1,130)	1:6:A:GF2:H3'	1:7:A:DT:H5'	10	0.78
(1,130)	1:6:A:GF2:H3'	1:7:A:DT:H5''	10	0.78
(1,130)	1:6:A:GF2:H3'	1:7:A:DT:H5'	11	0.78
(1,130)	1:6:A:GF2:H3'	1:7:A:DT:H5''	11	0.78
(1,130)	1:6:A:GF2:H3'	1:7:A:DT:H5'	14	0.78
(1,130)	1:6:A:GF2:H3'	1:7:A:DT:H5''	14	0.78
(1,130)	1:6:A:GF2:H3'	1:7:A:DT:H5'	17	0.77
(1,130)	1:6:A:GF2:H3'	1:7:A:DT:H5''	17	0.77
(1,330)	1:15:B:DT:H3'	1:16:B:DT:H5'	1	0.7
(1,330)	1:15:B:DT:H3'	1:16:B:DT:H5''	1	0.7
(1,330)	1:15:B:DT:H3'	1:16:B:DT:H5'	2	0.7
(1,330)	1:15:B:DT:H3'	1:16:B:DT:H5''	2	0.7
(1,330)	1:15:B:DT:H3'	1:16:B:DT:H5'	3	0.7
(1,330)	1:15:B:DT:H3'	1:16:B:DT:H5''	3	0.7
(1,330)	1:15:B:DT:H3'	1:16:B:DT:H5'	4	0.7
(1,330)	1:15:B:DT:H3'	1:16:B:DT:H5''	4	0.7
(1,330)	1:15:B:DT:H3'	1:16:B:DT:H5'	5	0.7
(1,330)	1:15:B:DT:H3'	1:16:B:DT:H5''	5	0.7
(1,330)	1:15:B:DT:H3'	1:16:B:DT:H5'	6	0.7
(1,330)	1:15:B:DT:H3'	1:16:B:DT:H5''	6	0.7
(1,330)	1:15:B:DT:H3'	1:16:B:DT:H5'	7	0.7
(1,330)	1:15:B:DT:H3'	1:16:B:DT:H5''	7	0.7
(1,330)	1:15:B:DT:H3'	1:16:B:DT:H5'	8	0.7
(1,330)	1:15:B:DT:H3'	1:16:B:DT:H5''	8	0.7
(1,330)	1:15:B:DT:H3'	1:16:B:DT:H5'	9	0.7
(1,330)	1:15:B:DT:H3'	1:16:B:DT:H5''	9	0.7
(1,330)	1:15:B:DT:H3'	1:16:B:DT:H5'	10	0.7
(1,330)	1:15:B:DT:H3'	1:16:B:DT:H5''	10	0.7
(1,330)	1:15:B:DT:H3'	1:16:B:DT:H5'	11	0.7
(1,330)	1:15:B:DT:H3'	1:16:B:DT:H5''	11	0.7
(1,330)	1:15:B:DT:H3'	1:16:B:DT:H5'	12	0.7
(1,330)	1:15:B:DT:H3'	1:16:B:DT:H5''	12	0.7
(1,330)	1:15:B:DT:H3'	1:16:B:DT:H5'	13	0.7
(1,330)	1:15:B:DT:H3'	1:16:B:DT:H5''	13	0.7

Continued on next page...

Continued from previous page...

Key	Atom-1	Atom-2	Model ID	Violation (Å)
(1,330)	1:15:B:DT:H3'	1:16:B:DT:H5'	14	0.7
(1,330)	1:15:B:DT:H3'	1:16:B:DT:H5''	14	0.7
(1,330)	1:15:B:DT:H3'	1:16:B:DT:H5'	15	0.7
(1,330)	1:15:B:DT:H3'	1:16:B:DT:H5''	15	0.7
(1,330)	1:15:B:DT:H3'	1:16:B:DT:H5'	16	0.7
(1,330)	1:15:B:DT:H3'	1:16:B:DT:H5''	16	0.7
(1,330)	1:15:B:DT:H3'	1:16:B:DT:H5'	17	0.7
(1,330)	1:15:B:DT:H3'	1:16:B:DT:H5''	17	0.7
(1,330)	1:15:B:DT:H3'	1:16:B:DT:H5'	18	0.7
(1,330)	1:15:B:DT:H3'	1:16:B:DT:H5''	18	0.7
(1,330)	1:15:B:DT:H3'	1:16:B:DT:H5'	19	0.7
(1,330)	1:15:B:DT:H3'	1:16:B:DT:H5''	19	0.7
(1,330)	1:15:B:DT:H3'	1:16:B:DT:H5'	20	0.7
(1,330)	1:15:B:DT:H3'	1:16:B:DT:H5''	20	0.7
(1,152)	1:7:A:DT:H3'	1:8:A:DT:H5'	1	0.69
(1,152)	1:7:A:DT:H3'	1:8:A:DT:H5''	1	0.69
(1,152)	1:7:A:DT:H3'	1:8:A:DT:H5'	2	0.69
(1,152)	1:7:A:DT:H3'	1:8:A:DT:H5''	2	0.69
(1,152)	1:7:A:DT:H3'	1:8:A:DT:H5'	3	0.69
(1,152)	1:7:A:DT:H3'	1:8:A:DT:H5''	3	0.69
(1,152)	1:7:A:DT:H3'	1:8:A:DT:H5'	4	0.69
(1,152)	1:7:A:DT:H3'	1:8:A:DT:H5''	4	0.69
(1,152)	1:7:A:DT:H3'	1:8:A:DT:H5'	5	0.69
(1,152)	1:7:A:DT:H3'	1:8:A:DT:H5''	5	0.69
(1,152)	1:7:A:DT:H3'	1:8:A:DT:H5'	6	0.69
(1,152)	1:7:A:DT:H3'	1:8:A:DT:H5''	6	0.69
(1,152)	1:7:A:DT:H3'	1:8:A:DT:H5'	7	0.69
(1,152)	1:7:A:DT:H3'	1:8:A:DT:H5''	7	0.69
(1,152)	1:7:A:DT:H3'	1:8:A:DT:H5'	8	0.69
(1,152)	1:7:A:DT:H3'	1:8:A:DT:H5''	8	0.69
(1,152)	1:7:A:DT:H3'	1:8:A:DT:H5'	9	0.69
(1,152)	1:7:A:DT:H3'	1:8:A:DT:H5''	9	0.69
(1,152)	1:7:A:DT:H3'	1:8:A:DT:H5'	10	0.69
(1,152)	1:7:A:DT:H3'	1:8:A:DT:H5''	10	0.69
(1,152)	1:7:A:DT:H3'	1:8:A:DT:H5'	11	0.69
(1,152)	1:7:A:DT:H3'	1:8:A:DT:H5''	11	0.69
(1,152)	1:7:A:DT:H3'	1:8:A:DT:H5'	12	0.69
(1,152)	1:7:A:DT:H3'	1:8:A:DT:H5''	12	0.69
(1,152)	1:7:A:DT:H3'	1:8:A:DT:H5'	13	0.69
(1,152)	1:7:A:DT:H3'	1:8:A:DT:H5''	13	0.69
(1,152)	1:7:A:DT:H3'	1:8:A:DT:H5'	14	0.69
(1,152)	1:7:A:DT:H3'	1:8:A:DT:H5''	14	0.69

Continued on next page...

Continued from previous page...

Key	Atom-1	Atom-2	Model ID	Violation (Å)
(1,152)	1:7:A:DT:H3'	1:8:A:DT:H5'	15	0.69
(1,152)	1:7:A:DT:H3'	1:8:A:DT:H5''	15	0.69
(1,152)	1:7:A:DT:H3'	1:8:A:DT:H5'	16	0.69
(1,152)	1:7:A:DT:H3'	1:8:A:DT:H5''	16	0.69
(1,152)	1:7:A:DT:H3'	1:8:A:DT:H5'	17	0.69
(1,152)	1:7:A:DT:H3'	1:8:A:DT:H5''	17	0.69
(1,152)	1:7:A:DT:H3'	1:8:A:DT:H5'	18	0.69
(1,152)	1:7:A:DT:H3'	1:8:A:DT:H5''	18	0.69
(1,152)	1:7:A:DT:H3'	1:8:A:DT:H5'	19	0.69
(1,152)	1:7:A:DT:H3'	1:8:A:DT:H5''	19	0.69
(1,152)	1:7:A:DT:H3'	1:8:A:DT:H5'	20	0.69
(1,152)	1:7:A:DT:H3'	1:8:A:DT:H5''	20	0.69
(1,171)	1:8:A:DT:H5'	1:8:A:DT:H6	11	0.68
(1,171)	1:8:A:DT:H5''	1:8:A:DT:H6	11	0.68
(1,171)	1:8:A:DT:H5'	1:8:A:DT:H6	17	0.68
(1,171)	1:8:A:DT:H5''	1:8:A:DT:H6	17	0.68
(1,171)	1:8:A:DT:H5'	1:8:A:DT:H6	1	0.67
(1,171)	1:8:A:DT:H5''	1:8:A:DT:H6	1	0.67
(1,171)	1:8:A:DT:H5'	1:8:A:DT:H6	3	0.67
(1,171)	1:8:A:DT:H5''	1:8:A:DT:H6	3	0.67
(1,171)	1:8:A:DT:H5'	1:8:A:DT:H6	5	0.67
(1,171)	1:8:A:DT:H5''	1:8:A:DT:H6	5	0.67
(1,171)	1:8:A:DT:H5'	1:8:A:DT:H6	6	0.67
(1,171)	1:8:A:DT:H5''	1:8:A:DT:H6	6	0.67
(1,171)	1:8:A:DT:H5'	1:8:A:DT:H6	7	0.67
(1,171)	1:8:A:DT:H5''	1:8:A:DT:H6	7	0.67
(1,171)	1:8:A:DT:H5'	1:8:A:DT:H6	8	0.67
(1,171)	1:8:A:DT:H5''	1:8:A:DT:H6	8	0.67
(1,171)	1:8:A:DT:H5'	1:8:A:DT:H6	9	0.67
(1,171)	1:8:A:DT:H5''	1:8:A:DT:H6	9	0.67
(1,171)	1:8:A:DT:H5'	1:8:A:DT:H6	10	0.67
(1,171)	1:8:A:DT:H5''	1:8:A:DT:H6	10	0.67
(1,171)	1:8:A:DT:H5'	1:8:A:DT:H6	12	0.67
(1,171)	1:8:A:DT:H5''	1:8:A:DT:H6	12	0.67
(1,171)	1:8:A:DT:H5'	1:8:A:DT:H6	13	0.67
(1,171)	1:8:A:DT:H5''	1:8:A:DT:H6	13	0.67
(1,171)	1:8:A:DT:H5'	1:8:A:DT:H6	14	0.67
(1,171)	1:8:A:DT:H5''	1:8:A:DT:H6	14	0.67
(1,171)	1:8:A:DT:H5'	1:8:A:DT:H6	16	0.67
(1,171)	1:8:A:DT:H5''	1:8:A:DT:H6	16	0.67
(1,171)	1:8:A:DT:H5'	1:8:A:DT:H6	20	0.67
(1,171)	1:8:A:DT:H5''	1:8:A:DT:H6	20	0.67

Continued on next page...

Continued from previous page...

Key	Atom-1	Atom-2	Model ID	Violation (Å)
(1,349)	1:16:B:DT:H5'	1:16:B:DT:H6	2	0.66
(1,349)	1:16:B:DT:H5''	1:16:B:DT:H6	2	0.66
(1,349)	1:16:B:DT:H5'	1:16:B:DT:H6	3	0.66
(1,349)	1:16:B:DT:H5''	1:16:B:DT:H6	3	0.66
(1,349)	1:16:B:DT:H5'	1:16:B:DT:H6	5	0.66
(1,349)	1:16:B:DT:H5''	1:16:B:DT:H6	5	0.66
(1,349)	1:16:B:DT:H5'	1:16:B:DT:H6	8	0.66
(1,349)	1:16:B:DT:H5''	1:16:B:DT:H6	8	0.66
(1,349)	1:16:B:DT:H5'	1:16:B:DT:H6	10	0.66
(1,349)	1:16:B:DT:H5''	1:16:B:DT:H6	10	0.66
(1,349)	1:16:B:DT:H5'	1:16:B:DT:H6	13	0.66
(1,349)	1:16:B:DT:H5''	1:16:B:DT:H6	13	0.66
(1,349)	1:16:B:DT:H5'	1:16:B:DT:H6	18	0.66
(1,349)	1:16:B:DT:H5''	1:16:B:DT:H6	18	0.66
(1,349)	1:16:B:DT:H5'	1:16:B:DT:H6	20	0.66
(1,349)	1:16:B:DT:H5''	1:16:B:DT:H6	20	0.66
(1,171)	1:8:A:DT:H5'	1:8:A:DT:H6	2	0.66
(1,171)	1:8:A:DT:H5''	1:8:A:DT:H6	2	0.66
(1,171)	1:8:A:DT:H5'	1:8:A:DT:H6	4	0.66
(1,171)	1:8:A:DT:H5''	1:8:A:DT:H6	4	0.66
(1,171)	1:8:A:DT:H5'	1:8:A:DT:H6	18	0.66
(1,171)	1:8:A:DT:H5''	1:8:A:DT:H6	18	0.66
(1,171)	1:8:A:DT:H5'	1:8:A:DT:H6	19	0.66
(1,171)	1:8:A:DT:H5''	1:8:A:DT:H6	19	0.66
(1,349)	1:16:B:DT:H5'	1:16:B:DT:H6	1	0.65
(1,349)	1:16:B:DT:H5''	1:16:B:DT:H6	1	0.65
(1,349)	1:16:B:DT:H5'	1:16:B:DT:H6	4	0.65
(1,349)	1:16:B:DT:H5''	1:16:B:DT:H6	4	0.65
(1,349)	1:16:B:DT:H5'	1:16:B:DT:H6	6	0.65
(1,349)	1:16:B:DT:H5''	1:16:B:DT:H6	6	0.65
(1,349)	1:16:B:DT:H5'	1:16:B:DT:H6	7	0.65
(1,349)	1:16:B:DT:H5''	1:16:B:DT:H6	7	0.65
(1,349)	1:16:B:DT:H5'	1:16:B:DT:H6	9	0.65
(1,349)	1:16:B:DT:H5''	1:16:B:DT:H6	9	0.65
(1,349)	1:16:B:DT:H5'	1:16:B:DT:H6	11	0.65
(1,349)	1:16:B:DT:H5''	1:16:B:DT:H6	11	0.65
(1,349)	1:16:B:DT:H5'	1:16:B:DT:H6	12	0.65
(1,349)	1:16:B:DT:H5''	1:16:B:DT:H6	12	0.65
(1,349)	1:16:B:DT:H5'	1:16:B:DT:H6	14	0.65
(1,349)	1:16:B:DT:H5''	1:16:B:DT:H6	14	0.65
(1,349)	1:16:B:DT:H5'	1:16:B:DT:H6	15	0.65
(1,349)	1:16:B:DT:H5''	1:16:B:DT:H6	15	0.65

Continued on next page...

Continued from previous page...

Key	Atom-1	Atom-2	Model ID	Violation (Å)
(1,349)	1:16:B:DT:H5'	1:16:B:DT:H6	16	0.65
(1,349)	1:16:B:DT:H5''	1:16:B:DT:H6	16	0.65
(1,349)	1:16:B:DT:H5'	1:16:B:DT:H6	19	0.65
(1,349)	1:16:B:DT:H5''	1:16:B:DT:H6	19	0.65
(1,171)	1:8:A:DT:H5'	1:8:A:DT:H6	15	0.65
(1,171)	1:8:A:DT:H5''	1:8:A:DT:H6	15	0.65
(1,349)	1:16:B:DT:H5'	1:16:B:DT:H6	17	0.64
(1,349)	1:16:B:DT:H5''	1:16:B:DT:H6	17	0.64
(1,274)	1:12:B:DC:H1'	1:13:B:GF2:HN1	2	0.48
(1,274)	1:12:B:DC:H1'	1:13:B:GF2:HN1	7	0.48
(1,274)	1:12:B:DC:H1'	1:13:B:GF2:HN1	9	0.48
(1,274)	1:12:B:DC:H1'	1:13:B:GF2:HN1	10	0.48
(1,274)	1:12:B:DC:H1'	1:13:B:GF2:HN1	13	0.48
(1,274)	1:12:B:DC:H1'	1:13:B:GF2:HN1	14	0.48
(1,274)	1:12:B:DC:H1'	1:13:B:GF2:HN1	17	0.48
(1,274)	1:12:B:DC:H1'	1:13:B:GF2:HN1	1	0.47
(1,274)	1:12:B:DC:H1'	1:13:B:GF2:HN1	3	0.47
(1,274)	1:12:B:DC:H1'	1:13:B:GF2:HN1	4	0.47
(1,274)	1:12:B:DC:H1'	1:13:B:GF2:HN1	8	0.47
(1,274)	1:12:B:DC:H1'	1:13:B:GF2:HN1	11	0.47
(1,274)	1:12:B:DC:H1'	1:13:B:GF2:HN1	12	0.47
(1,274)	1:12:B:DC:H1'	1:13:B:GF2:HN1	15	0.47
(1,274)	1:12:B:DC:H1'	1:13:B:GF2:HN1	16	0.47
(1,274)	1:12:B:DC:H1'	1:13:B:GF2:HN1	19	0.47
(1,274)	1:12:B:DC:H1'	1:13:B:GF2:HN1	20	0.47
(1,96)	1:4:A:DC:H1'	1:5:A:GF2:HN1	9	0.47
(1,313)	1:15:B:DT:H3'	1:15:B:DT:H1'	4	0.46
(1,274)	1:12:B:DC:H1'	1:13:B:GF2:HN1	5	0.46
(1,274)	1:12:B:DC:H1'	1:13:B:GF2:HN1	6	0.46
(1,274)	1:12:B:DC:H1'	1:13:B:GF2:HN1	18	0.46
(1,96)	1:4:A:DC:H1'	1:5:A:GF2:HN1	1	0.46
(1,96)	1:4:A:DC:H1'	1:5:A:GF2:HN1	2	0.46
(1,96)	1:4:A:DC:H1'	1:5:A:GF2:HN1	5	0.46
(1,96)	1:4:A:DC:H1'	1:5:A:GF2:HN1	6	0.46
(1,96)	1:4:A:DC:H1'	1:5:A:GF2:HN1	12	0.46
(1,96)	1:4:A:DC:H1'	1:5:A:GF2:HN1	13	0.46
(1,96)	1:4:A:DC:H1'	1:5:A:GF2:HN1	14	0.46
(1,313)	1:15:B:DT:H3'	1:15:B:DT:H1'	1	0.45
(1,313)	1:15:B:DT:H3'	1:15:B:DT:H1'	2	0.45
(1,313)	1:15:B:DT:H3'	1:15:B:DT:H1'	3	0.45
(1,313)	1:15:B:DT:H3'	1:15:B:DT:H1'	5	0.45
(1,313)	1:15:B:DT:H3'	1:15:B:DT:H1'	6	0.45

Continued on next page...

Continued from previous page...

Key	Atom-1	Atom-2	Model ID	Violation (Å)
(1,313)	1:15:B:DT:H3'	1:15:B:DT:H1'	7	0.45
(1,313)	1:15:B:DT:H3'	1:15:B:DT:H1'	8	0.45
(1,313)	1:15:B:DT:H3'	1:15:B:DT:H1'	9	0.45
(1,313)	1:15:B:DT:H3'	1:15:B:DT:H1'	10	0.45
(1,313)	1:15:B:DT:H3'	1:15:B:DT:H1'	11	0.45
(1,313)	1:15:B:DT:H3'	1:15:B:DT:H1'	12	0.45
(1,313)	1:15:B:DT:H3'	1:15:B:DT:H1'	13	0.45
(1,313)	1:15:B:DT:H3'	1:15:B:DT:H1'	14	0.45
(1,313)	1:15:B:DT:H3'	1:15:B:DT:H1'	15	0.45
(1,313)	1:15:B:DT:H3'	1:15:B:DT:H1'	16	0.45
(1,313)	1:15:B:DT:H3'	1:15:B:DT:H1'	17	0.45
(1,313)	1:15:B:DT:H3'	1:15:B:DT:H1'	18	0.45
(1,313)	1:15:B:DT:H3'	1:15:B:DT:H1'	19	0.45
(1,313)	1:15:B:DT:H3'	1:15:B:DT:H1'	20	0.45
(1,135)	1:7:A:DT:H3'	1:7:A:DT:H1'	2	0.45
(1,135)	1:7:A:DT:H3'	1:7:A:DT:H1'	3	0.45
(1,135)	1:7:A:DT:H3'	1:7:A:DT:H1'	4	0.45
(1,135)	1:7:A:DT:H3'	1:7:A:DT:H1'	6	0.45
(1,135)	1:7:A:DT:H3'	1:7:A:DT:H1'	7	0.45
(1,135)	1:7:A:DT:H3'	1:7:A:DT:H1'	8	0.45
(1,135)	1:7:A:DT:H3'	1:7:A:DT:H1'	9	0.45
(1,135)	1:7:A:DT:H3'	1:7:A:DT:H1'	12	0.45
(1,135)	1:7:A:DT:H3'	1:7:A:DT:H1'	15	0.45
(1,135)	1:7:A:DT:H3'	1:7:A:DT:H1'	18	0.45
(1,135)	1:7:A:DT:H3'	1:7:A:DT:H1'	19	0.45
(1,96)	1:4:A:DC:H1'	1:5:A:GF2:HN1	3	0.45
(1,96)	1:4:A:DC:H1'	1:5:A:GF2:HN1	7	0.45
(1,96)	1:4:A:DC:H1'	1:5:A:GF2:HN1	8	0.45
(1,96)	1:4:A:DC:H1'	1:5:A:GF2:HN1	16	0.45
(1,135)	1:7:A:DT:H3'	1:7:A:DT:H1'	1	0.44
(1,135)	1:7:A:DT:H3'	1:7:A:DT:H1'	5	0.44
(1,135)	1:7:A:DT:H3'	1:7:A:DT:H1'	10	0.44
(1,135)	1:7:A:DT:H3'	1:7:A:DT:H1'	11	0.44
(1,135)	1:7:A:DT:H3'	1:7:A:DT:H1'	13	0.44
(1,135)	1:7:A:DT:H3'	1:7:A:DT:H1'	14	0.44
(1,135)	1:7:A:DT:H3'	1:7:A:DT:H1'	16	0.44
(1,135)	1:7:A:DT:H3'	1:7:A:DT:H1'	17	0.44
(1,135)	1:7:A:DT:H3'	1:7:A:DT:H1'	20	0.44
(1,96)	1:4:A:DC:H1'	1:5:A:GF2:HN1	4	0.44
(1,96)	1:4:A:DC:H1'	1:5:A:GF2:HN1	10	0.44
(1,96)	1:4:A:DC:H1'	1:5:A:GF2:HN1	11	0.44
(1,96)	1:4:A:DC:H1'	1:5:A:GF2:HN1	15	0.44

Continued on next page...

Continued from previous page...

Key	Atom-1	Atom-2	Model ID	Violation (Å)
(1,96)	1:4:A:DC:H1'	1:5:A:GF2:HN1	18	0.44
(1,96)	1:4:A:DC:H1'	1:5:A:GF2:HN1	19	0.44
(1,96)	1:4:A:DC:H1'	1:5:A:GF2:HN1	20	0.44
(1,205)	1:10:B:DA:H3'	1:10:B:DA:H1'	1	0.43
(1,205)	1:10:B:DA:H3'	1:10:B:DA:H1'	2	0.43
(1,205)	1:10:B:DA:H3'	1:10:B:DA:H1'	3	0.43
(1,205)	1:10:B:DA:H3'	1:10:B:DA:H1'	4	0.43
(1,205)	1:10:B:DA:H3'	1:10:B:DA:H1'	5	0.43
(1,205)	1:10:B:DA:H3'	1:10:B:DA:H1'	6	0.43
(1,205)	1:10:B:DA:H3'	1:10:B:DA:H1'	7	0.43
(1,205)	1:10:B:DA:H3'	1:10:B:DA:H1'	8	0.43
(1,205)	1:10:B:DA:H3'	1:10:B:DA:H1'	9	0.43
(1,205)	1:10:B:DA:H3'	1:10:B:DA:H1'	10	0.43
(1,205)	1:10:B:DA:H3'	1:10:B:DA:H1'	11	0.43
(1,205)	1:10:B:DA:H3'	1:10:B:DA:H1'	12	0.43
(1,205)	1:10:B:DA:H3'	1:10:B:DA:H1'	13	0.43
(1,205)	1:10:B:DA:H3'	1:10:B:DA:H1'	14	0.43
(1,205)	1:10:B:DA:H3'	1:10:B:DA:H1'	15	0.43
(1,205)	1:10:B:DA:H3'	1:10:B:DA:H1'	16	0.43
(1,205)	1:10:B:DA:H3'	1:10:B:DA:H1'	17	0.43
(1,205)	1:10:B:DA:H3'	1:10:B:DA:H1'	18	0.43
(1,205)	1:10:B:DA:H3'	1:10:B:DA:H1'	19	0.43
(1,205)	1:10:B:DA:H3'	1:10:B:DA:H1'	20	0.43
(1,202)	1:10:B:DA:H2'	1:10:B:DA:H4'	1	0.43
(1,202)	1:10:B:DA:H2'	1:10:B:DA:H4'	2	0.43
(1,202)	1:10:B:DA:H2'	1:10:B:DA:H4'	3	0.43
(1,202)	1:10:B:DA:H2'	1:10:B:DA:H4'	4	0.43
(1,202)	1:10:B:DA:H2'	1:10:B:DA:H4'	5	0.43
(1,202)	1:10:B:DA:H2'	1:10:B:DA:H4'	6	0.43
(1,202)	1:10:B:DA:H2'	1:10:B:DA:H4'	7	0.43
(1,202)	1:10:B:DA:H2'	1:10:B:DA:H4'	8	0.43
(1,202)	1:10:B:DA:H2'	1:10:B:DA:H4'	9	0.43
(1,202)	1:10:B:DA:H2'	1:10:B:DA:H4'	10	0.43
(1,202)	1:10:B:DA:H2'	1:10:B:DA:H4'	11	0.43
(1,202)	1:10:B:DA:H2'	1:10:B:DA:H4'	12	0.43
(1,202)	1:10:B:DA:H2'	1:10:B:DA:H4'	13	0.43
(1,202)	1:10:B:DA:H2'	1:10:B:DA:H4'	14	0.43
(1,202)	1:10:B:DA:H2'	1:10:B:DA:H4'	15	0.43
(1,202)	1:10:B:DA:H2'	1:10:B:DA:H4'	16	0.43
(1,202)	1:10:B:DA:H2'	1:10:B:DA:H4'	17	0.43
(1,202)	1:10:B:DA:H2'	1:10:B:DA:H4'	18	0.43
(1,202)	1:10:B:DA:H2'	1:10:B:DA:H4'	19	0.43

Continued on next page...

Continued from previous page...

Key	Atom-1	Atom-2	Model ID	Violation (Å)
(1,202)	1:10:B:DA:H2'	1:10:B:DA:H4'	20	0.43
(1,96)	1:4:A:DC:H1'	1:5:A:GF2:HN1	17	0.43
(1,260)	1:12:B:DC:H3'	1:12:B:DC:H1'	3	0.41
(1,260)	1:12:B:DC:H3'	1:12:B:DC:H1'	4	0.41
(1,260)	1:12:B:DC:H3'	1:12:B:DC:H1'	7	0.41
(1,260)	1:12:B:DC:H3'	1:12:B:DC:H1'	9	0.41
(1,260)	1:12:B:DC:H3'	1:12:B:DC:H1'	11	0.41
(1,260)	1:12:B:DC:H3'	1:12:B:DC:H1'	12	0.41
(1,260)	1:12:B:DC:H3'	1:12:B:DC:H1'	15	0.41
(1,260)	1:12:B:DC:H3'	1:12:B:DC:H1'	16	0.41
(1,260)	1:12:B:DC:H3'	1:12:B:DC:H1'	18	0.41
(1,260)	1:12:B:DC:H3'	1:12:B:DC:H1'	19	0.41
(1,82)	1:4:A:DC:H3'	1:4:A:DC:H1'	1	0.41
(1,82)	1:4:A:DC:H3'	1:4:A:DC:H1'	2	0.41
(1,82)	1:4:A:DC:H3'	1:4:A:DC:H1'	3	0.41
(1,82)	1:4:A:DC:H3'	1:4:A:DC:H1'	4	0.41
(1,82)	1:4:A:DC:H3'	1:4:A:DC:H1'	9	0.41
(1,82)	1:4:A:DC:H3'	1:4:A:DC:H1'	10	0.41
(1,82)	1:4:A:DC:H3'	1:4:A:DC:H1'	15	0.41
(1,82)	1:4:A:DC:H3'	1:4:A:DC:H1'	18	0.41
(1,24)	1:2:A:DA:H2'	1:2:A:DA:H4'	1	0.41
(1,24)	1:2:A:DA:H2'	1:2:A:DA:H4'	2	0.41
(1,24)	1:2:A:DA:H2'	1:2:A:DA:H4'	3	0.41
(1,24)	1:2:A:DA:H2'	1:2:A:DA:H4'	4	0.41
(1,24)	1:2:A:DA:H2'	1:2:A:DA:H4'	5	0.41
(1,24)	1:2:A:DA:H2'	1:2:A:DA:H4'	6	0.41
(1,24)	1:2:A:DA:H2'	1:2:A:DA:H4'	7	0.41
(1,24)	1:2:A:DA:H2'	1:2:A:DA:H4'	8	0.41
(1,24)	1:2:A:DA:H2'	1:2:A:DA:H4'	9	0.41
(1,24)	1:2:A:DA:H2'	1:2:A:DA:H4'	10	0.41
(1,24)	1:2:A:DA:H2'	1:2:A:DA:H4'	11	0.41
(1,24)	1:2:A:DA:H2'	1:2:A:DA:H4'	12	0.41
(1,24)	1:2:A:DA:H2'	1:2:A:DA:H4'	13	0.41
(1,24)	1:2:A:DA:H2'	1:2:A:DA:H4'	14	0.41
(1,24)	1:2:A:DA:H2'	1:2:A:DA:H4'	15	0.41
(1,24)	1:2:A:DA:H2'	1:2:A:DA:H4'	16	0.41
(1,24)	1:2:A:DA:H2'	1:2:A:DA:H4'	17	0.41
(1,24)	1:2:A:DA:H2'	1:2:A:DA:H4'	18	0.41
(1,24)	1:2:A:DA:H2'	1:2:A:DA:H4'	19	0.41
(1,24)	1:2:A:DA:H2'	1:2:A:DA:H4'	20	0.41
(1,260)	1:12:B:DC:H3'	1:12:B:DC:H1'	1	0.4
(1,260)	1:12:B:DC:H3'	1:12:B:DC:H1'	2	0.4

Continued on next page...

Continued from previous page...

Key	Atom-1	Atom-2	Model ID	Violation (Å)
(1,260)	1:12:B:DC:H3'	1:12:B:DC:H1'	5	0.4
(1,260)	1:12:B:DC:H3'	1:12:B:DC:H1'	6	0.4
(1,260)	1:12:B:DC:H3'	1:12:B:DC:H1'	8	0.4
(1,260)	1:12:B:DC:H3'	1:12:B:DC:H1'	10	0.4
(1,260)	1:12:B:DC:H3'	1:12:B:DC:H1'	13	0.4
(1,260)	1:12:B:DC:H3'	1:12:B:DC:H1'	14	0.4
(1,260)	1:12:B:DC:H3'	1:12:B:DC:H1'	17	0.4
(1,260)	1:12:B:DC:H3'	1:12:B:DC:H1'	20	0.4
(1,82)	1:4:A:DC:H3'	1:4:A:DC:H1'	5	0.4
(1,82)	1:4:A:DC:H3'	1:4:A:DC:H1'	6	0.4
(1,82)	1:4:A:DC:H3'	1:4:A:DC:H1'	7	0.4
(1,82)	1:4:A:DC:H3'	1:4:A:DC:H1'	8	0.4
(1,82)	1:4:A:DC:H3'	1:4:A:DC:H1'	11	0.4
(1,82)	1:4:A:DC:H3'	1:4:A:DC:H1'	12	0.4
(1,82)	1:4:A:DC:H3'	1:4:A:DC:H1'	13	0.4
(1,82)	1:4:A:DC:H3'	1:4:A:DC:H1'	14	0.4
(1,82)	1:4:A:DC:H3'	1:4:A:DC:H1'	16	0.4
(1,82)	1:4:A:DC:H3'	1:4:A:DC:H1'	17	0.4
(1,82)	1:4:A:DC:H3'	1:4:A:DC:H1'	19	0.4
(1,82)	1:4:A:DC:H3'	1:4:A:DC:H1'	20	0.4
(1,27)	1:2:A:DA:H3'	1:2:A:DA:H1'	1	0.4
(1,27)	1:2:A:DA:H3'	1:2:A:DA:H1'	4	0.4
(1,27)	1:2:A:DA:H3'	1:2:A:DA:H1'	6	0.4
(1,27)	1:2:A:DA:H3'	1:2:A:DA:H1'	7	0.4
(1,27)	1:2:A:DA:H3'	1:2:A:DA:H1'	8	0.4
(1,27)	1:2:A:DA:H3'	1:2:A:DA:H1'	10	0.4
(1,27)	1:2:A:DA:H3'	1:2:A:DA:H1'	12	0.4
(1,27)	1:2:A:DA:H3'	1:2:A:DA:H1'	13	0.4
(1,27)	1:2:A:DA:H3'	1:2:A:DA:H1'	15	0.4
(1,27)	1:2:A:DA:H3'	1:2:A:DA:H1'	16	0.4
(1,27)	1:2:A:DA:H3'	1:2:A:DA:H1'	17	0.4
(1,27)	1:2:A:DA:H3'	1:2:A:DA:H1'	18	0.4
(1,27)	1:2:A:DA:H3'	1:2:A:DA:H1'	20	0.4
(1,355)	1:16:B:DT:H5''	1:15:B:DT:H1'	1	0.39
(1,355)	1:16:B:DT:H5''	1:15:B:DT:H1'	4	0.39
(1,355)	1:16:B:DT:H5''	1:15:B:DT:H1'	5	0.39
(1,355)	1:16:B:DT:H5''	1:15:B:DT:H1'	6	0.39
(1,355)	1:16:B:DT:H5''	1:15:B:DT:H1'	7	0.39
(1,355)	1:16:B:DT:H5''	1:15:B:DT:H1'	9	0.39
(1,355)	1:16:B:DT:H5''	1:15:B:DT:H1'	10	0.39
(1,355)	1:16:B:DT:H5''	1:15:B:DT:H1'	11	0.39
(1,355)	1:16:B:DT:H5''	1:15:B:DT:H1'	12	0.39

Continued on next page...

Continued from previous page...

Key	Atom-1	Atom-2	Model ID	Violation (Å)
(1,355)	1:16:B:DT:H5''	1:15:B:DT:H1'	15	0.39
(1,355)	1:16:B:DT:H5''	1:15:B:DT:H1'	16	0.39
(1,355)	1:16:B:DT:H5''	1:15:B:DT:H1'	17	0.39
(1,355)	1:16:B:DT:H5''	1:15:B:DT:H1'	19	0.39
(1,355)	1:16:B:DT:H5''	1:15:B:DT:H1'	20	0.39
(1,265)	1:12:B:DC:H5	1:12:B:DC:H1'	1	0.39
(1,265)	1:12:B:DC:H5	1:12:B:DC:H1'	2	0.39
(1,265)	1:12:B:DC:H5	1:12:B:DC:H1'	3	0.39
(1,265)	1:12:B:DC:H5	1:12:B:DC:H1'	4	0.39
(1,265)	1:12:B:DC:H5	1:12:B:DC:H1'	5	0.39
(1,265)	1:12:B:DC:H5	1:12:B:DC:H1'	6	0.39
(1,265)	1:12:B:DC:H5	1:12:B:DC:H1'	7	0.39
(1,265)	1:12:B:DC:H5	1:12:B:DC:H1'	8	0.39
(1,265)	1:12:B:DC:H5	1:12:B:DC:H1'	9	0.39
(1,265)	1:12:B:DC:H5	1:12:B:DC:H1'	10	0.39
(1,265)	1:12:B:DC:H5	1:12:B:DC:H1'	11	0.39
(1,265)	1:12:B:DC:H5	1:12:B:DC:H1'	12	0.39
(1,265)	1:12:B:DC:H5	1:12:B:DC:H1'	13	0.39
(1,265)	1:12:B:DC:H5	1:12:B:DC:H1'	14	0.39
(1,265)	1:12:B:DC:H5	1:12:B:DC:H1'	15	0.39
(1,265)	1:12:B:DC:H5	1:12:B:DC:H1'	16	0.39
(1,265)	1:12:B:DC:H5	1:12:B:DC:H1'	17	0.39
(1,265)	1:12:B:DC:H5	1:12:B:DC:H1'	18	0.39
(1,265)	1:12:B:DC:H5	1:12:B:DC:H1'	19	0.39
(1,265)	1:12:B:DC:H5	1:12:B:DC:H1'	20	0.39
(1,177)	1:8:A:DT:H5''	1:7:A:DT:H1'	1	0.39
(1,177)	1:8:A:DT:H5''	1:7:A:DT:H1'	2	0.39
(1,177)	1:8:A:DT:H5''	1:7:A:DT:H1'	4	0.39
(1,177)	1:8:A:DT:H5''	1:7:A:DT:H1'	5	0.39
(1,177)	1:8:A:DT:H5''	1:7:A:DT:H1'	6	0.39
(1,177)	1:8:A:DT:H5''	1:7:A:DT:H1'	8	0.39
(1,177)	1:8:A:DT:H5''	1:7:A:DT:H1'	9	0.39
(1,177)	1:8:A:DT:H5''	1:7:A:DT:H1'	13	0.39
(1,177)	1:8:A:DT:H5''	1:7:A:DT:H1'	14	0.39
(1,177)	1:8:A:DT:H5''	1:7:A:DT:H1'	16	0.39
(1,177)	1:8:A:DT:H5''	1:7:A:DT:H1'	19	0.39
(1,177)	1:8:A:DT:H5''	1:7:A:DT:H1'	20	0.39
(1,87)	1:4:A:DC:H5	1:4:A:DC:H1'	1	0.39
(1,87)	1:4:A:DC:H5	1:4:A:DC:H1'	2	0.39
(1,87)	1:4:A:DC:H5	1:4:A:DC:H1'	3	0.39
(1,87)	1:4:A:DC:H5	1:4:A:DC:H1'	4	0.39
(1,87)	1:4:A:DC:H5	1:4:A:DC:H1'	5	0.39

Continued on next page...

Continued from previous page...

Key	Atom-1	Atom-2	Model ID	Violation (Å)
(1,87)	1:4:A:DC:H5	1:4:A:DC:H1'	6	0.39
(1,87)	1:4:A:DC:H5	1:4:A:DC:H1'	7	0.39
(1,87)	1:4:A:DC:H5	1:4:A:DC:H1'	8	0.39
(1,87)	1:4:A:DC:H5	1:4:A:DC:H1'	9	0.39
(1,87)	1:4:A:DC:H5	1:4:A:DC:H1'	10	0.39
(1,87)	1:4:A:DC:H5	1:4:A:DC:H1'	11	0.39
(1,87)	1:4:A:DC:H5	1:4:A:DC:H1'	12	0.39
(1,87)	1:4:A:DC:H5	1:4:A:DC:H1'	13	0.39
(1,87)	1:4:A:DC:H5	1:4:A:DC:H1'	14	0.39
(1,87)	1:4:A:DC:H5	1:4:A:DC:H1'	15	0.39
(1,87)	1:4:A:DC:H5	1:4:A:DC:H1'	16	0.39
(1,87)	1:4:A:DC:H5	1:4:A:DC:H1'	17	0.39
(1,87)	1:4:A:DC:H5	1:4:A:DC:H1'	18	0.39
(1,87)	1:4:A:DC:H5	1:4:A:DC:H1'	19	0.39
(1,87)	1:4:A:DC:H5	1:4:A:DC:H1'	20	0.39
(1,27)	1:2:A:DA:H3'	1:2:A:DA:H1'	2	0.39
(1,27)	1:2:A:DA:H3'	1:2:A:DA:H1'	3	0.39
(1,27)	1:2:A:DA:H3'	1:2:A:DA:H1'	5	0.39
(1,27)	1:2:A:DA:H3'	1:2:A:DA:H1'	9	0.39
(1,27)	1:2:A:DA:H3'	1:2:A:DA:H1'	11	0.39
(1,27)	1:2:A:DA:H3'	1:2:A:DA:H1'	14	0.39
(1,27)	1:2:A:DA:H3'	1:2:A:DA:H1'	19	0.39
(1,355)	1:16:B:DT:H5''	1:15:B:DT:H1'	2	0.38
(1,355)	1:16:B:DT:H5''	1:15:B:DT:H1'	3	0.38
(1,355)	1:16:B:DT:H5''	1:15:B:DT:H1'	8	0.38
(1,355)	1:16:B:DT:H5''	1:15:B:DT:H1'	13	0.38
(1,355)	1:16:B:DT:H5''	1:15:B:DT:H1'	14	0.38
(1,355)	1:16:B:DT:H5''	1:15:B:DT:H1'	18	0.38
(1,236)	1:11:B:DC:H3'	1:11:B:DC:H1'	1	0.38
(1,236)	1:11:B:DC:H3'	1:11:B:DC:H1'	2	0.38
(1,236)	1:11:B:DC:H3'	1:11:B:DC:H1'	3	0.38
(1,236)	1:11:B:DC:H3'	1:11:B:DC:H1'	4	0.38
(1,236)	1:11:B:DC:H3'	1:11:B:DC:H1'	5	0.38
(1,236)	1:11:B:DC:H3'	1:11:B:DC:H1'	6	0.38
(1,236)	1:11:B:DC:H3'	1:11:B:DC:H1'	7	0.38
(1,236)	1:11:B:DC:H3'	1:11:B:DC:H1'	8	0.38
(1,236)	1:11:B:DC:H3'	1:11:B:DC:H1'	9	0.38
(1,236)	1:11:B:DC:H3'	1:11:B:DC:H1'	10	0.38
(1,236)	1:11:B:DC:H3'	1:11:B:DC:H1'	11	0.38
(1,236)	1:11:B:DC:H3'	1:11:B:DC:H1'	12	0.38
(1,236)	1:11:B:DC:H3'	1:11:B:DC:H1'	13	0.38
(1,236)	1:11:B:DC:H3'	1:11:B:DC:H1'	14	0.38

Continued on next page...

Continued from previous page...

Key	Atom-1	Atom-2	Model ID	Violation (Å)
(1,236)	1:11:B:DC:H3'	1:11:B:DC:H1'	15	0.38
(1,236)	1:11:B:DC:H3'	1:11:B:DC:H1'	16	0.38
(1,236)	1:11:B:DC:H3'	1:11:B:DC:H1'	17	0.38
(1,236)	1:11:B:DC:H3'	1:11:B:DC:H1'	18	0.38
(1,236)	1:11:B:DC:H3'	1:11:B:DC:H1'	19	0.38
(1,236)	1:11:B:DC:H3'	1:11:B:DC:H1'	20	0.38
(1,177)	1:8:A:DT:H5''	1:7:A:DT:H1'	3	0.38
(1,177)	1:8:A:DT:H5''	1:7:A:DT:H1'	7	0.38
(1,177)	1:8:A:DT:H5''	1:7:A:DT:H1'	10	0.38
(1,177)	1:8:A:DT:H5''	1:7:A:DT:H1'	11	0.38
(1,177)	1:8:A:DT:H5''	1:7:A:DT:H1'	12	0.38
(1,177)	1:8:A:DT:H5''	1:7:A:DT:H1'	15	0.38
(1,177)	1:8:A:DT:H5''	1:7:A:DT:H1'	17	0.38
(1,177)	1:8:A:DT:H5''	1:7:A:DT:H1'	18	0.38
(1,58)	1:3:A:DC:H3'	1:3:A:DC:H1'	1	0.38
(1,58)	1:3:A:DC:H3'	1:3:A:DC:H1'	2	0.38
(1,58)	1:3:A:DC:H3'	1:3:A:DC:H1'	3	0.38
(1,58)	1:3:A:DC:H3'	1:3:A:DC:H1'	4	0.38
(1,58)	1:3:A:DC:H3'	1:3:A:DC:H1'	5	0.38
(1,58)	1:3:A:DC:H3'	1:3:A:DC:H1'	6	0.38
(1,58)	1:3:A:DC:H3'	1:3:A:DC:H1'	7	0.38
(1,58)	1:3:A:DC:H3'	1:3:A:DC:H1'	8	0.38
(1,58)	1:3:A:DC:H3'	1:3:A:DC:H1'	9	0.38
(1,58)	1:3:A:DC:H3'	1:3:A:DC:H1'	10	0.38
(1,58)	1:3:A:DC:H3'	1:3:A:DC:H1'	11	0.38
(1,58)	1:3:A:DC:H3'	1:3:A:DC:H1'	12	0.38
(1,58)	1:3:A:DC:H3'	1:3:A:DC:H1'	13	0.38
(1,58)	1:3:A:DC:H3'	1:3:A:DC:H1'	14	0.38
(1,58)	1:3:A:DC:H3'	1:3:A:DC:H1'	15	0.38
(1,58)	1:3:A:DC:H3'	1:3:A:DC:H1'	16	0.38
(1,58)	1:3:A:DC:H3'	1:3:A:DC:H1'	17	0.38
(1,58)	1:3:A:DC:H3'	1:3:A:DC:H1'	18	0.38
(1,58)	1:3:A:DC:H3'	1:3:A:DC:H1'	19	0.38
(1,58)	1:3:A:DC:H3'	1:3:A:DC:H1'	20	0.38
(1,34)	1:2:A:DA:H4'	1:2:A:DA:H2''	2	0.38
(1,34)	1:2:A:DA:H4'	1:2:A:DA:H2''	3	0.38
(1,34)	1:2:A:DA:H4'	1:2:A:DA:H2''	5	0.38
(1,34)	1:2:A:DA:H4'	1:2:A:DA:H2''	8	0.38
(1,34)	1:2:A:DA:H4'	1:2:A:DA:H2''	9	0.38
(1,34)	1:2:A:DA:H4'	1:2:A:DA:H2''	13	0.38
(1,34)	1:2:A:DA:H4'	1:2:A:DA:H2''	14	0.38
(1,34)	1:2:A:DA:H4'	1:2:A:DA:H2''	15	0.38

Continued on next page...

Continued from previous page...

Key	Atom-1	Atom-2	Model ID	Violation (Å)
(1,34)	1:2:A:DA:H4'	1:2:A:DA:H2''	19	0.38
(1,25)	1:2:A:DA:H2''	1:2:A:DA:H4'	2	0.38
(1,25)	1:2:A:DA:H2''	1:2:A:DA:H4'	3	0.38
(1,25)	1:2:A:DA:H2''	1:2:A:DA:H4'	5	0.38
(1,25)	1:2:A:DA:H2''	1:2:A:DA:H4'	8	0.38
(1,25)	1:2:A:DA:H2''	1:2:A:DA:H4'	9	0.38
(1,25)	1:2:A:DA:H2''	1:2:A:DA:H4'	13	0.38
(1,25)	1:2:A:DA:H2''	1:2:A:DA:H4'	14	0.38
(1,25)	1:2:A:DA:H2''	1:2:A:DA:H4'	15	0.38
(1,25)	1:2:A:DA:H2''	1:2:A:DA:H4'	19	0.38
(1,34)	1:2:A:DA:H4'	1:2:A:DA:H2''	1	0.37
(1,34)	1:2:A:DA:H4'	1:2:A:DA:H2''	4	0.37
(1,34)	1:2:A:DA:H4'	1:2:A:DA:H2''	6	0.37
(1,34)	1:2:A:DA:H4'	1:2:A:DA:H2''	7	0.37
(1,34)	1:2:A:DA:H4'	1:2:A:DA:H2''	10	0.37
(1,34)	1:2:A:DA:H4'	1:2:A:DA:H2''	11	0.37
(1,34)	1:2:A:DA:H4'	1:2:A:DA:H2''	12	0.37
(1,34)	1:2:A:DA:H4'	1:2:A:DA:H2''	16	0.37
(1,34)	1:2:A:DA:H4'	1:2:A:DA:H2''	17	0.37
(1,34)	1:2:A:DA:H4'	1:2:A:DA:H2''	18	0.37
(1,34)	1:2:A:DA:H4'	1:2:A:DA:H2''	20	0.37
(1,25)	1:2:A:DA:H2''	1:2:A:DA:H4'	1	0.37
(1,25)	1:2:A:DA:H2''	1:2:A:DA:H4'	4	0.37
(1,25)	1:2:A:DA:H2''	1:2:A:DA:H4'	6	0.37
(1,25)	1:2:A:DA:H2''	1:2:A:DA:H4'	7	0.37
(1,25)	1:2:A:DA:H2''	1:2:A:DA:H4'	10	0.37
(1,25)	1:2:A:DA:H2''	1:2:A:DA:H4'	11	0.37
(1,25)	1:2:A:DA:H2''	1:2:A:DA:H4'	12	0.37
(1,25)	1:2:A:DA:H2''	1:2:A:DA:H4'	16	0.37
(1,25)	1:2:A:DA:H2''	1:2:A:DA:H4'	17	0.37
(1,25)	1:2:A:DA:H2''	1:2:A:DA:H4'	18	0.37
(1,25)	1:2:A:DA:H2''	1:2:A:DA:H4'	20	0.37
(1,235)	1:11:B:DC:H2''	1:11:B:DC:H5	3	0.34
(1,235)	1:11:B:DC:H2''	1:11:B:DC:H5	5	0.34
(1,235)	1:11:B:DC:H2''	1:11:B:DC:H5	6	0.34
(1,235)	1:11:B:DC:H2''	1:11:B:DC:H5	7	0.34
(1,235)	1:11:B:DC:H2''	1:11:B:DC:H5	8	0.34
(1,235)	1:11:B:DC:H2''	1:11:B:DC:H5	13	0.34
(1,235)	1:11:B:DC:H2''	1:11:B:DC:H5	14	0.34
(1,235)	1:11:B:DC:H2''	1:11:B:DC:H5	15	0.34
(1,235)	1:11:B:DC:H2''	1:11:B:DC:H5	16	0.34
(1,235)	1:11:B:DC:H2''	1:11:B:DC:H5	17	0.34

Continued on next page...

Continued from previous page...

Key	Atom-1	Atom-2	Model ID	Violation (Å)
(1,235)	1:11:B:DC:H2''	1:11:B:DC:H5	18	0.34
(1,235)	1:11:B:DC:H2''	1:11:B:DC:H5	19	0.34
(1,235)	1:11:B:DC:H2''	1:11:B:DC:H5	20	0.34
(1,235)	1:11:B:DC:H2''	1:11:B:DC:H5	1	0.33
(1,235)	1:11:B:DC:H2''	1:11:B:DC:H5	2	0.33
(1,235)	1:11:B:DC:H2''	1:11:B:DC:H5	4	0.33
(1,235)	1:11:B:DC:H2''	1:11:B:DC:H5	9	0.33
(1,235)	1:11:B:DC:H2''	1:11:B:DC:H5	10	0.33
(1,235)	1:11:B:DC:H2''	1:11:B:DC:H5	11	0.33
(1,235)	1:11:B:DC:H2''	1:11:B:DC:H5	12	0.33
(1,176)	1:8:A:DT:H3'	1:7:A:DT:H6	5	0.33
(1,176)	1:8:A:DT:H3'	1:7:A:DT:H6	10	0.33
(1,176)	1:8:A:DT:H3'	1:7:A:DT:H6	14	0.33
(1,176)	1:8:A:DT:H3'	1:7:A:DT:H6	17	0.33
(1,57)	1:3:A:DC:H2''	1:3:A:DC:H5	1	0.33
(1,57)	1:3:A:DC:H2''	1:3:A:DC:H5	2	0.33
(1,57)	1:3:A:DC:H2''	1:3:A:DC:H5	3	0.33
(1,57)	1:3:A:DC:H2''	1:3:A:DC:H5	5	0.33
(1,57)	1:3:A:DC:H2''	1:3:A:DC:H5	6	0.33
(1,57)	1:3:A:DC:H2''	1:3:A:DC:H5	7	0.33
(1,57)	1:3:A:DC:H2''	1:3:A:DC:H5	8	0.33
(1,57)	1:3:A:DC:H2''	1:3:A:DC:H5	9	0.33
(1,57)	1:3:A:DC:H2''	1:3:A:DC:H5	10	0.33
(1,57)	1:3:A:DC:H2''	1:3:A:DC:H5	13	0.33
(1,57)	1:3:A:DC:H2''	1:3:A:DC:H5	14	0.33
(1,57)	1:3:A:DC:H2''	1:3:A:DC:H5	15	0.33
(1,57)	1:3:A:DC:H2''	1:3:A:DC:H5	16	0.33
(1,57)	1:3:A:DC:H2''	1:3:A:DC:H5	17	0.33
(1,57)	1:3:A:DC:H2''	1:3:A:DC:H5	19	0.33
(1,57)	1:3:A:DC:H2''	1:3:A:DC:H5	20	0.33
(1,226)	1:10:B:DA:H2'	1:11:B:DC:H6	1	0.32
(1,226)	1:10:B:DA:H2'	1:11:B:DC:H6	2	0.32
(1,226)	1:10:B:DA:H2'	1:11:B:DC:H6	3	0.32
(1,226)	1:10:B:DA:H2'	1:11:B:DC:H6	5	0.32
(1,226)	1:10:B:DA:H2'	1:11:B:DC:H6	6	0.32
(1,226)	1:10:B:DA:H2'	1:11:B:DC:H6	7	0.32
(1,226)	1:10:B:DA:H2'	1:11:B:DC:H6	8	0.32
(1,226)	1:10:B:DA:H2'	1:11:B:DC:H6	9	0.32
(1,226)	1:10:B:DA:H2'	1:11:B:DC:H6	10	0.32
(1,226)	1:10:B:DA:H2'	1:11:B:DC:H6	13	0.32
(1,226)	1:10:B:DA:H2'	1:11:B:DC:H6	14	0.32
(1,226)	1:10:B:DA:H2'	1:11:B:DC:H6	15	0.32

Continued on next page...

Continued from previous page...

Key	Atom-1	Atom-2	Model ID	Violation (Å)
(1,226)	1:10:B:DA:H2'	1:11:B:DC:H6	16	0.32
(1,226)	1:10:B:DA:H2'	1:11:B:DC:H6	17	0.32
(1,226)	1:10:B:DA:H2'	1:11:B:DC:H6	18	0.32
(1,226)	1:10:B:DA:H2'	1:11:B:DC:H6	20	0.32
(1,212)	1:10:B:DA:H4'	1:10:B:DA:H2''	1	0.32
(1,212)	1:10:B:DA:H4'	1:10:B:DA:H2''	5	0.32
(1,212)	1:10:B:DA:H4'	1:10:B:DA:H2''	10	0.32
(1,212)	1:10:B:DA:H4'	1:10:B:DA:H2''	11	0.32
(1,212)	1:10:B:DA:H4'	1:10:B:DA:H2''	17	0.32
(1,212)	1:10:B:DA:H4'	1:10:B:DA:H2''	18	0.32
(1,203)	1:10:B:DA:H2''	1:10:B:DA:H4'	1	0.32
(1,203)	1:10:B:DA:H2''	1:10:B:DA:H4'	5	0.32
(1,203)	1:10:B:DA:H2''	1:10:B:DA:H4'	10	0.32
(1,203)	1:10:B:DA:H2''	1:10:B:DA:H4'	11	0.32
(1,203)	1:10:B:DA:H2''	1:10:B:DA:H4'	17	0.32
(1,203)	1:10:B:DA:H2''	1:10:B:DA:H4'	18	0.32
(1,176)	1:8:A:DT:H3'	1:7:A:DT:H6	1	0.32
(1,176)	1:8:A:DT:H3'	1:7:A:DT:H6	7	0.32
(1,176)	1:8:A:DT:H3'	1:7:A:DT:H6	11	0.32
(1,176)	1:8:A:DT:H3'	1:7:A:DT:H6	13	0.32
(1,64)	1:3:A:DC:H5	1:2:A:DA:H8	4	0.32
(1,57)	1:3:A:DC:H2''	1:3:A:DC:H5	4	0.32
(1,57)	1:3:A:DC:H2''	1:3:A:DC:H5	11	0.32
(1,57)	1:3:A:DC:H2''	1:3:A:DC:H5	12	0.32
(1,57)	1:3:A:DC:H2''	1:3:A:DC:H5	18	0.32
(1,226)	1:10:B:DA:H2'	1:11:B:DC:H6	4	0.31
(1,226)	1:10:B:DA:H2'	1:11:B:DC:H6	11	0.31
(1,226)	1:10:B:DA:H2'	1:11:B:DC:H6	12	0.31
(1,226)	1:10:B:DA:H2'	1:11:B:DC:H6	19	0.31
(1,212)	1:10:B:DA:H4'	1:10:B:DA:H2''	2	0.31
(1,212)	1:10:B:DA:H4'	1:10:B:DA:H2''	3	0.31
(1,212)	1:10:B:DA:H4'	1:10:B:DA:H2''	4	0.31
(1,212)	1:10:B:DA:H4'	1:10:B:DA:H2''	6	0.31
(1,212)	1:10:B:DA:H4'	1:10:B:DA:H2''	7	0.31
(1,212)	1:10:B:DA:H4'	1:10:B:DA:H2''	8	0.31
(1,212)	1:10:B:DA:H4'	1:10:B:DA:H2''	9	0.31
(1,212)	1:10:B:DA:H4'	1:10:B:DA:H2''	12	0.31
(1,212)	1:10:B:DA:H4'	1:10:B:DA:H2''	13	0.31
(1,212)	1:10:B:DA:H4'	1:10:B:DA:H2''	14	0.31
(1,212)	1:10:B:DA:H4'	1:10:B:DA:H2''	15	0.31
(1,212)	1:10:B:DA:H4'	1:10:B:DA:H2''	16	0.31
(1,212)	1:10:B:DA:H4'	1:10:B:DA:H2''	19	0.31

Continued on next page...

Continued from previous page...

Key	Atom-1	Atom-2	Model ID	Violation (Å)
(1,212)	1:10:B:DA:H4'	1:10:B:DA:H2''	20	0.31
(1,203)	1:10:B:DA:H2''	1:10:B:DA:H4'	2	0.31
(1,203)	1:10:B:DA:H2''	1:10:B:DA:H4'	3	0.31
(1,203)	1:10:B:DA:H2''	1:10:B:DA:H4'	4	0.31
(1,203)	1:10:B:DA:H2''	1:10:B:DA:H4'	6	0.31
(1,203)	1:10:B:DA:H2''	1:10:B:DA:H4'	7	0.31
(1,203)	1:10:B:DA:H2''	1:10:B:DA:H4'	8	0.31
(1,203)	1:10:B:DA:H2''	1:10:B:DA:H4'	9	0.31
(1,203)	1:10:B:DA:H2''	1:10:B:DA:H4'	12	0.31
(1,203)	1:10:B:DA:H2''	1:10:B:DA:H4'	13	0.31
(1,203)	1:10:B:DA:H2''	1:10:B:DA:H4'	14	0.31
(1,203)	1:10:B:DA:H2''	1:10:B:DA:H4'	15	0.31
(1,203)	1:10:B:DA:H2''	1:10:B:DA:H4'	16	0.31
(1,203)	1:10:B:DA:H2''	1:10:B:DA:H4'	19	0.31
(1,203)	1:10:B:DA:H2''	1:10:B:DA:H4'	20	0.31
(1,176)	1:8:A:DT:H3'	1:7:A:DT:H6	4	0.31
(1,176)	1:8:A:DT:H3'	1:7:A:DT:H6	8	0.31
(1,176)	1:8:A:DT:H3'	1:7:A:DT:H6	9	0.31
(1,176)	1:8:A:DT:H3'	1:7:A:DT:H6	16	0.31
(1,176)	1:8:A:DT:H3'	1:7:A:DT:H6	18	0.31
(1,176)	1:8:A:DT:H3'	1:7:A:DT:H6	19	0.31
(1,176)	1:8:A:DT:H3'	1:7:A:DT:H6	20	0.31
(1,64)	1:3:A:DC:H5	1:2:A:DA:H8	7	0.31
(1,64)	1:3:A:DC:H5	1:2:A:DA:H8	16	0.31
(1,64)	1:3:A:DC:H5	1:2:A:DA:H8	17	0.31
(1,64)	1:3:A:DC:H5	1:2:A:DA:H8	19	0.31
(1,64)	1:3:A:DC:H5	1:2:A:DA:H8	20	0.31
(1,276)	1:12:B:DC:H5	1:11:B:DC:H6	2	0.3
(1,276)	1:12:B:DC:H5	1:11:B:DC:H6	9	0.3
(1,276)	1:12:B:DC:H5	1:11:B:DC:H6	15	0.3
(1,276)	1:12:B:DC:H5	1:11:B:DC:H6	16	0.3
(1,176)	1:8:A:DT:H3'	1:7:A:DT:H6	2	0.3
(1,176)	1:8:A:DT:H3'	1:7:A:DT:H6	3	0.3
(1,176)	1:8:A:DT:H3'	1:7:A:DT:H6	6	0.3
(1,176)	1:8:A:DT:H3'	1:7:A:DT:H6	15	0.3
(1,98)	1:4:A:DC:H5	1:3:A:DC:H6	4	0.3
(1,98)	1:4:A:DC:H5	1:3:A:DC:H6	19	0.3
(1,98)	1:4:A:DC:H5	1:3:A:DC:H6	20	0.3
(1,64)	1:3:A:DC:H5	1:2:A:DA:H8	1	0.3
(1,64)	1:3:A:DC:H5	1:2:A:DA:H8	2	0.3
(1,64)	1:3:A:DC:H5	1:2:A:DA:H8	5	0.3
(1,64)	1:3:A:DC:H5	1:2:A:DA:H8	6	0.3

Continued on next page...

Continued from previous page...

Key	Atom-1	Atom-2	Model ID	Violation (Å)
(1,64)	1:3:A:DC:H5	1:2:A:DA:H8	8	0.3
(1,64)	1:3:A:DC:H5	1:2:A:DA:H8	9	0.3
(1,64)	1:3:A:DC:H5	1:2:A:DA:H8	10	0.3
(1,64)	1:3:A:DC:H5	1:2:A:DA:H8	11	0.3
(1,64)	1:3:A:DC:H5	1:2:A:DA:H8	12	0.3
(1,64)	1:3:A:DC:H5	1:2:A:DA:H8	13	0.3
(1,64)	1:3:A:DC:H5	1:2:A:DA:H8	14	0.3
(1,64)	1:3:A:DC:H5	1:2:A:DA:H8	15	0.3
(1,64)	1:3:A:DC:H5	1:2:A:DA:H8	18	0.3
(1,276)	1:12:B:DC:H5	1:11:B:DC:H6	3	0.29
(1,276)	1:12:B:DC:H5	1:11:B:DC:H6	4	0.29
(1,276)	1:12:B:DC:H5	1:11:B:DC:H6	6	0.29
(1,276)	1:12:B:DC:H5	1:11:B:DC:H6	7	0.29
(1,276)	1:12:B:DC:H5	1:11:B:DC:H6	10	0.29
(1,276)	1:12:B:DC:H5	1:11:B:DC:H6	11	0.29
(1,276)	1:12:B:DC:H5	1:11:B:DC:H6	12	0.29
(1,276)	1:12:B:DC:H5	1:11:B:DC:H6	13	0.29
(1,276)	1:12:B:DC:H5	1:11:B:DC:H6	17	0.29
(1,276)	1:12:B:DC:H5	1:11:B:DC:H6	18	0.29
(1,98)	1:4:A:DC:H5	1:3:A:DC:H6	2	0.29
(1,98)	1:4:A:DC:H5	1:3:A:DC:H6	10	0.29
(1,98)	1:4:A:DC:H5	1:3:A:DC:H6	11	0.29
(1,98)	1:4:A:DC:H5	1:3:A:DC:H6	13	0.29
(1,98)	1:4:A:DC:H5	1:3:A:DC:H6	17	0.29
(1,64)	1:3:A:DC:H5	1:2:A:DA:H8	3	0.29
(1,354)	1:16:B:DT:H3'	1:15:B:DT:H6	6	0.28
(1,276)	1:12:B:DC:H5	1:11:B:DC:H6	1	0.28
(1,276)	1:12:B:DC:H5	1:11:B:DC:H6	8	0.28
(1,276)	1:12:B:DC:H5	1:11:B:DC:H6	14	0.28
(1,276)	1:12:B:DC:H5	1:11:B:DC:H6	20	0.28
(1,176)	1:8:A:DT:H3'	1:7:A:DT:H6	12	0.28
(1,98)	1:4:A:DC:H5	1:3:A:DC:H6	1	0.28
(1,98)	1:4:A:DC:H5	1:3:A:DC:H6	5	0.28
(1,98)	1:4:A:DC:H5	1:3:A:DC:H6	6	0.28
(1,98)	1:4:A:DC:H5	1:3:A:DC:H6	7	0.28
(1,98)	1:4:A:DC:H5	1:3:A:DC:H6	9	0.28
(1,98)	1:4:A:DC:H5	1:3:A:DC:H6	12	0.28
(1,98)	1:4:A:DC:H5	1:3:A:DC:H6	14	0.28
(1,98)	1:4:A:DC:H5	1:3:A:DC:H6	16	0.28
(1,354)	1:16:B:DT:H3'	1:15:B:DT:H6	1	0.27
(1,354)	1:16:B:DT:H3'	1:15:B:DT:H6	4	0.27
(1,354)	1:16:B:DT:H3'	1:15:B:DT:H6	5	0.27

Continued on next page...

Continued from previous page...

Key	Atom-1	Atom-2	Model ID	Violation (Å)
(1,354)	1:16:B:DT:H3'	1:15:B:DT:H6	7	0.27
(1,354)	1:16:B:DT:H3'	1:15:B:DT:H6	10	0.27
(1,354)	1:16:B:DT:H3'	1:15:B:DT:H6	16	0.27
(1,354)	1:16:B:DT:H3'	1:15:B:DT:H6	17	0.27
(1,354)	1:16:B:DT:H3'	1:15:B:DT:H6	19	0.27
(1,276)	1:12:B:DC:H5	1:11:B:DC:H6	5	0.27
(1,276)	1:12:B:DC:H5	1:11:B:DC:H6	19	0.27
(1,189)	1:9:B:3D1:H3'	1:9:B:3D1:H8	9	0.27
(1,189)	1:9:B:3D1:H3'	1:9:B:3D1:H8	13	0.27
(1,189)	1:9:B:3D1:H3'	1:9:B:3D1:H8	14	0.27
(1,98)	1:4:A:DC:H5	1:3:A:DC:H6	3	0.27
(1,98)	1:4:A:DC:H5	1:3:A:DC:H6	8	0.27
(1,98)	1:4:A:DC:H5	1:3:A:DC:H6	15	0.27
(1,354)	1:16:B:DT:H3'	1:15:B:DT:H6	2	0.26
(1,354)	1:16:B:DT:H3'	1:15:B:DT:H6	3	0.26
(1,354)	1:16:B:DT:H3'	1:15:B:DT:H6	8	0.26
(1,354)	1:16:B:DT:H3'	1:15:B:DT:H6	9	0.26
(1,354)	1:16:B:DT:H3'	1:15:B:DT:H6	11	0.26
(1,354)	1:16:B:DT:H3'	1:15:B:DT:H6	12	0.26
(1,354)	1:16:B:DT:H3'	1:15:B:DT:H6	13	0.26
(1,354)	1:16:B:DT:H3'	1:15:B:DT:H6	14	0.26
(1,354)	1:16:B:DT:H3'	1:15:B:DT:H6	15	0.26
(1,354)	1:16:B:DT:H3'	1:15:B:DT:H6	18	0.26
(1,354)	1:16:B:DT:H3'	1:15:B:DT:H6	20	0.26
(1,294)	1:13:B:GF2:H5'A	1:12:B:DC:H2'	2	0.26
(1,294)	1:13:B:GF2:H5'A	1:12:B:DC:H2'	3	0.26
(1,294)	1:13:B:GF2:H5'A	1:12:B:DC:H2'	4	0.26
(1,294)	1:13:B:GF2:H5'A	1:12:B:DC:H2'	7	0.26
(1,294)	1:13:B:GF2:H5'A	1:12:B:DC:H2'	8	0.26
(1,294)	1:13:B:GF2:H5'A	1:12:B:DC:H2'	9	0.26
(1,294)	1:13:B:GF2:H5'A	1:12:B:DC:H2'	10	0.26
(1,294)	1:13:B:GF2:H5'A	1:12:B:DC:H2'	11	0.26
(1,294)	1:13:B:GF2:H5'A	1:12:B:DC:H2'	12	0.26
(1,294)	1:13:B:GF2:H5'A	1:12:B:DC:H2'	13	0.26
(1,294)	1:13:B:GF2:H5'A	1:12:B:DC:H2'	14	0.26
(1,294)	1:13:B:GF2:H5'A	1:12:B:DC:H2'	16	0.26
(1,294)	1:13:B:GF2:H5'A	1:12:B:DC:H2'	17	0.26
(1,189)	1:9:B:3D1:H3'	1:9:B:3D1:H8	1	0.26
(1,189)	1:9:B:3D1:H3'	1:9:B:3D1:H8	2	0.26
(1,189)	1:9:B:3D1:H3'	1:9:B:3D1:H8	3	0.26
(1,189)	1:9:B:3D1:H3'	1:9:B:3D1:H8	5	0.26
(1,189)	1:9:B:3D1:H3'	1:9:B:3D1:H8	7	0.26

Continued on next page...

Continued from previous page...

Key	Atom-1	Atom-2	Model ID	Violation (Å)
(1,189)	1:9:B:3D1:H3'	1:9:B:3D1:H8	8	0.26
(1,189)	1:9:B:3D1:H3'	1:9:B:3D1:H8	10	0.26
(1,189)	1:9:B:3D1:H3'	1:9:B:3D1:H8	11	0.26
(1,189)	1:9:B:3D1:H3'	1:9:B:3D1:H8	16	0.26
(1,189)	1:9:B:3D1:H3'	1:9:B:3D1:H8	17	0.26
(1,189)	1:9:B:3D1:H3'	1:9:B:3D1:H8	19	0.26
(1,98)	1:4:A:DC:H5	1:3:A:DC:H6	18	0.26
(1,66)	1:3:A:DC:H5'	1:3:A:DC:H6	2	0.26
(1,294)	1:13:B:GF2:H5'A	1:12:B:DC:H2'	1	0.25
(1,294)	1:13:B:GF2:H5'A	1:12:B:DC:H2'	5	0.25
(1,294)	1:13:B:GF2:H5'A	1:12:B:DC:H2'	6	0.25
(1,294)	1:13:B:GF2:H5'A	1:12:B:DC:H2'	15	0.25
(1,294)	1:13:B:GF2:H5'A	1:12:B:DC:H2'	18	0.25
(1,294)	1:13:B:GF2:H5'A	1:12:B:DC:H2'	19	0.25
(1,294)	1:13:B:GF2:H5'A	1:12:B:DC:H2'	20	0.25
(1,244)	1:11:B:DC:H5'	1:11:B:DC:H6	1	0.25
(1,244)	1:11:B:DC:H5'	1:11:B:DC:H6	2	0.25
(1,244)	1:11:B:DC:H5'	1:11:B:DC:H6	4	0.25
(1,244)	1:11:B:DC:H5'	1:11:B:DC:H6	9	0.25
(1,244)	1:11:B:DC:H5'	1:11:B:DC:H6	10	0.25
(1,244)	1:11:B:DC:H5'	1:11:B:DC:H6	11	0.25
(1,244)	1:11:B:DC:H5'	1:11:B:DC:H6	12	0.25
(1,244)	1:11:B:DC:H5'	1:11:B:DC:H6	13	0.25
(1,244)	1:11:B:DC:H5'	1:11:B:DC:H6	14	0.25
(1,244)	1:11:B:DC:H5'	1:11:B:DC:H6	16	0.25
(1,244)	1:11:B:DC:H5'	1:11:B:DC:H6	17	0.25
(1,189)	1:9:B:3D1:H3'	1:9:B:3D1:H8	4	0.25
(1,189)	1:9:B:3D1:H3'	1:9:B:3D1:H8	6	0.25
(1,189)	1:9:B:3D1:H3'	1:9:B:3D1:H8	12	0.25
(1,189)	1:9:B:3D1:H3'	1:9:B:3D1:H8	15	0.25
(1,189)	1:9:B:3D1:H3'	1:9:B:3D1:H8	18	0.25
(1,189)	1:9:B:3D1:H3'	1:9:B:3D1:H8	20	0.25
(1,66)	1:3:A:DC:H5'	1:3:A:DC:H6	1	0.25
(1,66)	1:3:A:DC:H5'	1:3:A:DC:H6	3	0.25
(1,66)	1:3:A:DC:H5'	1:3:A:DC:H6	4	0.25
(1,66)	1:3:A:DC:H5'	1:3:A:DC:H6	5	0.25
(1,66)	1:3:A:DC:H5'	1:3:A:DC:H6	6	0.25
(1,66)	1:3:A:DC:H5'	1:3:A:DC:H6	8	0.25
(1,66)	1:3:A:DC:H5'	1:3:A:DC:H6	9	0.25
(1,66)	1:3:A:DC:H5'	1:3:A:DC:H6	10	0.25
(1,66)	1:3:A:DC:H5'	1:3:A:DC:H6	11	0.25
(1,66)	1:3:A:DC:H5'	1:3:A:DC:H6	12	0.25

Continued on next page...

Continued from previous page...

Key	Atom-1	Atom-2	Model ID	Violation (Å)
(1,66)	1:3:A:DC:H5'	1:3:A:DC:H6	13	0.25
(1,66)	1:3:A:DC:H5'	1:3:A:DC:H6	14	0.25
(1,66)	1:3:A:DC:H5'	1:3:A:DC:H6	16	0.25
(1,66)	1:3:A:DC:H5'	1:3:A:DC:H6	17	0.25
(1,66)	1:3:A:DC:H5'	1:3:A:DC:H6	18	0.25
(1,66)	1:3:A:DC:H5'	1:3:A:DC:H6	19	0.25
(1,66)	1:3:A:DC:H5'	1:3:A:DC:H6	20	0.25
(1,11)	1:1:A:3D1:H3'	1:1:A:3D1:H8	1	0.25
(1,11)	1:1:A:3D1:H3'	1:1:A:3D1:H8	2	0.25
(1,11)	1:1:A:3D1:H3'	1:1:A:3D1:H8	6	0.25
(1,11)	1:1:A:3D1:H3'	1:1:A:3D1:H8	11	0.25
(1,11)	1:1:A:3D1:H3'	1:1:A:3D1:H8	14	0.25
(1,11)	1:1:A:3D1:H3'	1:1:A:3D1:H8	16	0.25
(1,11)	1:1:A:3D1:H3'	1:1:A:3D1:H8	20	0.25
(1,244)	1:11:B:DC:H5'	1:11:B:DC:H6	3	0.24
(1,244)	1:11:B:DC:H5'	1:11:B:DC:H6	5	0.24
(1,244)	1:11:B:DC:H5'	1:11:B:DC:H6	6	0.24
(1,244)	1:11:B:DC:H5'	1:11:B:DC:H6	7	0.24
(1,244)	1:11:B:DC:H5'	1:11:B:DC:H6	8	0.24
(1,244)	1:11:B:DC:H5'	1:11:B:DC:H6	15	0.24
(1,244)	1:11:B:DC:H5'	1:11:B:DC:H6	18	0.24
(1,244)	1:11:B:DC:H5'	1:11:B:DC:H6	19	0.24
(1,244)	1:11:B:DC:H5'	1:11:B:DC:H6	20	0.24
(1,174)	1:8:A:DT:H2'	1:7:A:DT:H1'	14	0.24
(1,174)	1:8:A:DT:H2'	1:7:A:DT:H1'	17	0.24
(1,66)	1:3:A:DC:H5'	1:3:A:DC:H6	7	0.24
(1,66)	1:3:A:DC:H5'	1:3:A:DC:H6	15	0.24
(1,11)	1:1:A:3D1:H3'	1:1:A:3D1:H8	3	0.24
(1,11)	1:1:A:3D1:H3'	1:1:A:3D1:H8	5	0.24
(1,11)	1:1:A:3D1:H3'	1:1:A:3D1:H8	7	0.24
(1,11)	1:1:A:3D1:H3'	1:1:A:3D1:H8	8	0.24
(1,11)	1:1:A:3D1:H3'	1:1:A:3D1:H8	9	0.24
(1,11)	1:1:A:3D1:H3'	1:1:A:3D1:H8	10	0.24
(1,11)	1:1:A:3D1:H3'	1:1:A:3D1:H8	12	0.24
(1,11)	1:1:A:3D1:H3'	1:1:A:3D1:H8	13	0.24
(1,11)	1:1:A:3D1:H3'	1:1:A:3D1:H8	17	0.24
(1,11)	1:1:A:3D1:H3'	1:1:A:3D1:H8	18	0.24
(1,11)	1:1:A:3D1:H3'	1:1:A:3D1:H8	19	0.24
(1,311)	1:15:B:DT:H1'	1:15:B:DT:H6	1	0.23
(1,311)	1:15:B:DT:H1'	1:15:B:DT:H6	2	0.23
(1,311)	1:15:B:DT:H1'	1:15:B:DT:H6	3	0.23
(1,311)	1:15:B:DT:H1'	1:15:B:DT:H6	4	0.23

Continued on next page...

Continued from previous page...

Key	Atom-1	Atom-2	Model ID	Violation (Å)
(1,311)	1:15:B:DT:H1'	1:15:B:DT:H6	5	0.23
(1,311)	1:15:B:DT:H1'	1:15:B:DT:H6	6	0.23
(1,311)	1:15:B:DT:H1'	1:15:B:DT:H6	7	0.23
(1,311)	1:15:B:DT:H1'	1:15:B:DT:H6	8	0.23
(1,311)	1:15:B:DT:H1'	1:15:B:DT:H6	9	0.23
(1,311)	1:15:B:DT:H1'	1:15:B:DT:H6	10	0.23
(1,311)	1:15:B:DT:H1'	1:15:B:DT:H6	11	0.23
(1,311)	1:15:B:DT:H1'	1:15:B:DT:H6	12	0.23
(1,311)	1:15:B:DT:H1'	1:15:B:DT:H6	13	0.23
(1,311)	1:15:B:DT:H1'	1:15:B:DT:H6	14	0.23
(1,311)	1:15:B:DT:H1'	1:15:B:DT:H6	15	0.23
(1,311)	1:15:B:DT:H1'	1:15:B:DT:H6	16	0.23
(1,311)	1:15:B:DT:H1'	1:15:B:DT:H6	17	0.23
(1,311)	1:15:B:DT:H1'	1:15:B:DT:H6	18	0.23
(1,311)	1:15:B:DT:H1'	1:15:B:DT:H6	19	0.23
(1,311)	1:15:B:DT:H1'	1:15:B:DT:H6	20	0.23
(1,174)	1:8:A:DT:H2'	1:7:A:DT:H1'	1	0.23
(1,174)	1:8:A:DT:H2'	1:7:A:DT:H1'	5	0.23
(1,174)	1:8:A:DT:H2'	1:7:A:DT:H1'	7	0.23
(1,174)	1:8:A:DT:H2'	1:7:A:DT:H1'	9	0.23
(1,174)	1:8:A:DT:H2'	1:7:A:DT:H1'	10	0.23
(1,174)	1:8:A:DT:H2'	1:7:A:DT:H1'	11	0.23
(1,174)	1:8:A:DT:H2'	1:7:A:DT:H1'	13	0.23
(1,174)	1:8:A:DT:H2'	1:7:A:DT:H1'	16	0.23
(1,133)	1:7:A:DT:H1'	1:7:A:DT:H6	12	0.23
(1,11)	1:1:A:3D1:H3'	1:1:A:3D1:H8	4	0.23
(1,11)	1:1:A:3D1:H3'	1:1:A:3D1:H8	15	0.23
(1,174)	1:8:A:DT:H2'	1:7:A:DT:H1'	2	0.22
(1,174)	1:8:A:DT:H2'	1:7:A:DT:H1'	3	0.22
(1,174)	1:8:A:DT:H2'	1:7:A:DT:H1'	4	0.22
(1,174)	1:8:A:DT:H2'	1:7:A:DT:H1'	6	0.22
(1,174)	1:8:A:DT:H2'	1:7:A:DT:H1'	8	0.22
(1,174)	1:8:A:DT:H2'	1:7:A:DT:H1'	12	0.22
(1,174)	1:8:A:DT:H2'	1:7:A:DT:H1'	18	0.22
(1,174)	1:8:A:DT:H2'	1:7:A:DT:H1'	19	0.22
(1,174)	1:8:A:DT:H2'	1:7:A:DT:H1'	20	0.22
(1,133)	1:7:A:DT:H1'	1:7:A:DT:H6	1	0.22
(1,133)	1:7:A:DT:H1'	1:7:A:DT:H6	2	0.22
(1,133)	1:7:A:DT:H1'	1:7:A:DT:H6	3	0.22
(1,133)	1:7:A:DT:H1'	1:7:A:DT:H6	4	0.22
(1,133)	1:7:A:DT:H1'	1:7:A:DT:H6	5	0.22
(1,133)	1:7:A:DT:H1'	1:7:A:DT:H6	6	0.22

Continued on next page...

Continued from previous page...

Key	Atom-1	Atom-2	Model ID	Violation (Å)
(1,133)	1:7:A:DT:H1'	1:7:A:DT:H6	7	0.22
(1,133)	1:7:A:DT:H1'	1:7:A:DT:H6	8	0.22
(1,133)	1:7:A:DT:H1'	1:7:A:DT:H6	9	0.22
(1,133)	1:7:A:DT:H1'	1:7:A:DT:H6	10	0.22
(1,133)	1:7:A:DT:H1'	1:7:A:DT:H6	11	0.22
(1,133)	1:7:A:DT:H1'	1:7:A:DT:H6	13	0.22
(1,133)	1:7:A:DT:H1'	1:7:A:DT:H6	14	0.22
(1,133)	1:7:A:DT:H1'	1:7:A:DT:H6	15	0.22
(1,133)	1:7:A:DT:H1'	1:7:A:DT:H6	16	0.22
(1,133)	1:7:A:DT:H1'	1:7:A:DT:H6	17	0.22
(1,133)	1:7:A:DT:H1'	1:7:A:DT:H6	18	0.22
(1,133)	1:7:A:DT:H1'	1:7:A:DT:H6	19	0.22
(1,133)	1:7:A:DT:H1'	1:7:A:DT:H6	20	0.22
(1,352)	1:16:B:DT:H2'	1:15:B:DT:H1'	1	0.21
(1,352)	1:16:B:DT:H2'	1:15:B:DT:H1'	4	0.21
(1,352)	1:16:B:DT:H2'	1:15:B:DT:H1'	5	0.21
(1,352)	1:16:B:DT:H2'	1:15:B:DT:H1'	6	0.21
(1,352)	1:16:B:DT:H2'	1:15:B:DT:H1'	7	0.21
(1,352)	1:16:B:DT:H2'	1:15:B:DT:H1'	8	0.21
(1,352)	1:16:B:DT:H2'	1:15:B:DT:H1'	10	0.21
(1,352)	1:16:B:DT:H2'	1:15:B:DT:H1'	15	0.21
(1,352)	1:16:B:DT:H2'	1:15:B:DT:H1'	18	0.21
(1,352)	1:16:B:DT:H2'	1:15:B:DT:H1'	19	0.21
(1,352)	1:16:B:DT:H2'	1:15:B:DT:H1'	20	0.21
(1,242)	1:11:B:DC:H5	1:10:B:DA:H8	15	0.21
(1,225)	1:10:B:DA:H2''	1:11:B:DC:H5	10	0.21
(1,225)	1:10:B:DA:H2''	1:11:B:DC:H5	14	0.21
(1,352)	1:16:B:DT:H2'	1:15:B:DT:H1'	2	0.2
(1,352)	1:16:B:DT:H2'	1:15:B:DT:H1'	3	0.2
(1,352)	1:16:B:DT:H2'	1:15:B:DT:H1'	9	0.2
(1,352)	1:16:B:DT:H2'	1:15:B:DT:H1'	11	0.2
(1,352)	1:16:B:DT:H2'	1:15:B:DT:H1'	12	0.2
(1,352)	1:16:B:DT:H2'	1:15:B:DT:H1'	13	0.2
(1,352)	1:16:B:DT:H2'	1:15:B:DT:H1'	14	0.2
(1,352)	1:16:B:DT:H2'	1:15:B:DT:H1'	16	0.2
(1,352)	1:16:B:DT:H2'	1:15:B:DT:H1'	17	0.2
(1,225)	1:10:B:DA:H2''	1:11:B:DC:H5	1	0.2
(1,225)	1:10:B:DA:H2''	1:11:B:DC:H5	2	0.2
(1,225)	1:10:B:DA:H2''	1:11:B:DC:H5	6	0.2
(1,225)	1:10:B:DA:H2''	1:11:B:DC:H5	9	0.2
(1,225)	1:10:B:DA:H2''	1:11:B:DC:H5	11	0.2
(1,225)	1:10:B:DA:H2''	1:11:B:DC:H5	13	0.2

Continued on next page...

Continued from previous page...

Key	Atom-1	Atom-2	Model ID	Violation (Å)
(1,225)	1:10:B:DA:H2''	1:11:B:DC:H5	17	0.2
(1,174)	1:8:A:DT:H2'	1:7:A:DT:H1'	15	0.2
(1,116)	1:5:A:GF2:H5'A	1:4:A:DC:H2'	10	0.2
(1,337)	1:16:B:DT:H1'	1:16:B:DT:H6	1	0.19
(1,337)	1:16:B:DT:H1'	1:16:B:DT:H6	2	0.19
(1,337)	1:16:B:DT:H1'	1:16:B:DT:H6	3	0.19
(1,337)	1:16:B:DT:H1'	1:16:B:DT:H6	4	0.19
(1,337)	1:16:B:DT:H1'	1:16:B:DT:H6	5	0.19
(1,337)	1:16:B:DT:H1'	1:16:B:DT:H6	6	0.19
(1,337)	1:16:B:DT:H1'	1:16:B:DT:H6	7	0.19
(1,337)	1:16:B:DT:H1'	1:16:B:DT:H6	8	0.19
(1,337)	1:16:B:DT:H1'	1:16:B:DT:H6	9	0.19
(1,337)	1:16:B:DT:H1'	1:16:B:DT:H6	10	0.19
(1,337)	1:16:B:DT:H1'	1:16:B:DT:H6	11	0.19
(1,337)	1:16:B:DT:H1'	1:16:B:DT:H6	12	0.19
(1,337)	1:16:B:DT:H1'	1:16:B:DT:H6	13	0.19
(1,337)	1:16:B:DT:H1'	1:16:B:DT:H6	14	0.19
(1,337)	1:16:B:DT:H1'	1:16:B:DT:H6	15	0.19
(1,337)	1:16:B:DT:H1'	1:16:B:DT:H6	16	0.19
(1,337)	1:16:B:DT:H1'	1:16:B:DT:H6	17	0.19
(1,337)	1:16:B:DT:H1'	1:16:B:DT:H6	18	0.19
(1,337)	1:16:B:DT:H1'	1:16:B:DT:H6	19	0.19
(1,337)	1:16:B:DT:H1'	1:16:B:DT:H6	20	0.19
(1,242)	1:11:B:DC:H5	1:10:B:DA:H8	2	0.19
(1,242)	1:11:B:DC:H5	1:10:B:DA:H8	4	0.19
(1,242)	1:11:B:DC:H5	1:10:B:DA:H8	6	0.19
(1,242)	1:11:B:DC:H5	1:10:B:DA:H8	7	0.19
(1,242)	1:11:B:DC:H5	1:10:B:DA:H8	11	0.19
(1,242)	1:11:B:DC:H5	1:10:B:DA:H8	16	0.19
(1,242)	1:11:B:DC:H5	1:10:B:DA:H8	18	0.19
(1,242)	1:11:B:DC:H5	1:10:B:DA:H8	20	0.19
(1,225)	1:10:B:DA:H2''	1:11:B:DC:H5	3	0.19
(1,225)	1:10:B:DA:H2''	1:11:B:DC:H5	4	0.19
(1,225)	1:10:B:DA:H2''	1:11:B:DC:H5	5	0.19
(1,225)	1:10:B:DA:H2''	1:11:B:DC:H5	7	0.19
(1,225)	1:10:B:DA:H2''	1:11:B:DC:H5	8	0.19
(1,225)	1:10:B:DA:H2''	1:11:B:DC:H5	12	0.19
(1,225)	1:10:B:DA:H2''	1:11:B:DC:H5	15	0.19
(1,225)	1:10:B:DA:H2''	1:11:B:DC:H5	16	0.19
(1,159)	1:8:A:DT:H1'	1:8:A:DT:H6	1	0.19
(1,159)	1:8:A:DT:H1'	1:8:A:DT:H6	2	0.19
(1,159)	1:8:A:DT:H1'	1:8:A:DT:H6	3	0.19

Continued on next page...

Continued from previous page...

Key	Atom-1	Atom-2	Model ID	Violation (Å)
(1,159)	1:8:A:DT:H1'	1:8:A:DT:H6	4	0.19
(1,159)	1:8:A:DT:H1'	1:8:A:DT:H6	5	0.19
(1,159)	1:8:A:DT:H1'	1:8:A:DT:H6	6	0.19
(1,159)	1:8:A:DT:H1'	1:8:A:DT:H6	7	0.19
(1,159)	1:8:A:DT:H1'	1:8:A:DT:H6	8	0.19
(1,159)	1:8:A:DT:H1'	1:8:A:DT:H6	9	0.19
(1,159)	1:8:A:DT:H1'	1:8:A:DT:H6	10	0.19
(1,159)	1:8:A:DT:H1'	1:8:A:DT:H6	11	0.19
(1,159)	1:8:A:DT:H1'	1:8:A:DT:H6	12	0.19
(1,159)	1:8:A:DT:H1'	1:8:A:DT:H6	13	0.19
(1,159)	1:8:A:DT:H1'	1:8:A:DT:H6	14	0.19
(1,159)	1:8:A:DT:H1'	1:8:A:DT:H6	15	0.19
(1,159)	1:8:A:DT:H1'	1:8:A:DT:H6	16	0.19
(1,159)	1:8:A:DT:H1'	1:8:A:DT:H6	17	0.19
(1,159)	1:8:A:DT:H1'	1:8:A:DT:H6	18	0.19
(1,159)	1:8:A:DT:H1'	1:8:A:DT:H6	19	0.19
(1,159)	1:8:A:DT:H1'	1:8:A:DT:H6	20	0.19
(1,116)	1:5:A:GF2:H5'A	1:4:A:DC:H2'	2	0.19
(1,116)	1:5:A:GF2:H5'A	1:4:A:DC:H2'	4	0.19
(1,116)	1:5:A:GF2:H5'A	1:4:A:DC:H2'	7	0.19
(1,116)	1:5:A:GF2:H5'A	1:4:A:DC:H2'	11	0.19
(1,116)	1:5:A:GF2:H5'A	1:4:A:DC:H2'	13	0.19
(1,116)	1:5:A:GF2:H5'A	1:4:A:DC:H2'	14	0.19
(1,116)	1:5:A:GF2:H5'A	1:4:A:DC:H2'	15	0.19
(1,116)	1:5:A:GF2:H5'A	1:4:A:DC:H2'	17	0.19
(1,116)	1:5:A:GF2:H5'A	1:4:A:DC:H2'	19	0.19
(1,116)	1:5:A:GF2:H5'A	1:4:A:DC:H2'	20	0.19
(1,242)	1:11:B:DC:H5	1:10:B:DA:H8	3	0.18
(1,242)	1:11:B:DC:H5	1:10:B:DA:H8	5	0.18
(1,242)	1:11:B:DC:H5	1:10:B:DA:H8	8	0.18
(1,242)	1:11:B:DC:H5	1:10:B:DA:H8	9	0.18
(1,242)	1:11:B:DC:H5	1:10:B:DA:H8	10	0.18
(1,242)	1:11:B:DC:H5	1:10:B:DA:H8	12	0.18
(1,242)	1:11:B:DC:H5	1:10:B:DA:H8	13	0.18
(1,242)	1:11:B:DC:H5	1:10:B:DA:H8	14	0.18
(1,242)	1:11:B:DC:H5	1:10:B:DA:H8	17	0.18
(1,242)	1:11:B:DC:H5	1:10:B:DA:H8	19	0.18
(1,225)	1:10:B:DA:H2''	1:11:B:DC:H5	18	0.18
(1,225)	1:10:B:DA:H2''	1:11:B:DC:H5	19	0.18
(1,225)	1:10:B:DA:H2''	1:11:B:DC:H5	20	0.18
(1,116)	1:5:A:GF2:H5'A	1:4:A:DC:H2'	1	0.18
(1,116)	1:5:A:GF2:H5'A	1:4:A:DC:H2'	3	0.18

Continued on next page...

Continued from previous page...

Key	Atom-1	Atom-2	Model ID	Violation (Å)
(1,116)	1:5:A:GF2:H5'A	1:4:A:DC:H2'	5	0.18
(1,116)	1:5:A:GF2:H5'A	1:4:A:DC:H2'	6	0.18
(1,116)	1:5:A:GF2:H5'A	1:4:A:DC:H2'	8	0.18
(1,116)	1:5:A:GF2:H5'A	1:4:A:DC:H2'	9	0.18
(1,116)	1:5:A:GF2:H5'A	1:4:A:DC:H2'	12	0.18
(1,116)	1:5:A:GF2:H5'A	1:4:A:DC:H2'	16	0.18
(1,116)	1:5:A:GF2:H5'A	1:4:A:DC:H2'	18	0.18
(1,246)	1:11:B:DC:H5	1:11:B:DC:H41	1	0.17
(1,246)	1:11:B:DC:H5	1:11:B:DC:H41	2	0.17
(1,246)	1:11:B:DC:H5	1:11:B:DC:H41	3	0.17
(1,246)	1:11:B:DC:H5	1:11:B:DC:H41	4	0.17
(1,246)	1:11:B:DC:H5	1:11:B:DC:H41	5	0.17
(1,246)	1:11:B:DC:H5	1:11:B:DC:H41	6	0.17
(1,246)	1:11:B:DC:H5	1:11:B:DC:H41	7	0.17
(1,246)	1:11:B:DC:H5	1:11:B:DC:H41	8	0.17
(1,246)	1:11:B:DC:H5	1:11:B:DC:H41	9	0.17
(1,246)	1:11:B:DC:H5	1:11:B:DC:H41	10	0.17
(1,246)	1:11:B:DC:H5	1:11:B:DC:H41	11	0.17
(1,246)	1:11:B:DC:H5	1:11:B:DC:H41	12	0.17
(1,246)	1:11:B:DC:H5	1:11:B:DC:H41	13	0.17
(1,246)	1:11:B:DC:H5	1:11:B:DC:H41	14	0.17
(1,246)	1:11:B:DC:H5	1:11:B:DC:H41	15	0.17
(1,246)	1:11:B:DC:H5	1:11:B:DC:H41	16	0.17
(1,246)	1:11:B:DC:H5	1:11:B:DC:H41	17	0.17
(1,246)	1:11:B:DC:H5	1:11:B:DC:H41	18	0.17
(1,246)	1:11:B:DC:H5	1:11:B:DC:H41	19	0.17
(1,246)	1:11:B:DC:H5	1:11:B:DC:H41	20	0.17
(1,68)	1:3:A:DC:H5	1:3:A:DC:H41	1	0.17
(1,68)	1:3:A:DC:H5	1:3:A:DC:H41	2	0.17
(1,68)	1:3:A:DC:H5	1:3:A:DC:H41	3	0.17
(1,68)	1:3:A:DC:H5	1:3:A:DC:H41	4	0.17
(1,68)	1:3:A:DC:H5	1:3:A:DC:H41	5	0.17
(1,68)	1:3:A:DC:H5	1:3:A:DC:H41	6	0.17
(1,68)	1:3:A:DC:H5	1:3:A:DC:H41	7	0.17
(1,68)	1:3:A:DC:H5	1:3:A:DC:H41	8	0.17
(1,68)	1:3:A:DC:H5	1:3:A:DC:H41	9	0.17
(1,68)	1:3:A:DC:H5	1:3:A:DC:H41	10	0.17
(1,68)	1:3:A:DC:H5	1:3:A:DC:H41	11	0.17
(1,68)	1:3:A:DC:H5	1:3:A:DC:H41	12	0.17
(1,68)	1:3:A:DC:H5	1:3:A:DC:H41	13	0.17
(1,68)	1:3:A:DC:H5	1:3:A:DC:H41	14	0.17
(1,68)	1:3:A:DC:H5	1:3:A:DC:H41	15	0.17

Continued on next page...

Continued from previous page...

Key	Atom-1	Atom-2	Model ID	Violation (Å)
(1,68)	1:3:A:DC:H5	1:3:A:DC:H41	16	0.17
(1,68)	1:3:A:DC:H5	1:3:A:DC:H41	17	0.17
(1,68)	1:3:A:DC:H5	1:3:A:DC:H41	18	0.17
(1,68)	1:3:A:DC:H5	1:3:A:DC:H41	19	0.17
(1,68)	1:3:A:DC:H5	1:3:A:DC:H41	20	0.17
(1,63)	1:3:A:DC:H4'	1:3:A:DC:H1'	3	0.17
(1,63)	1:3:A:DC:H4'	1:3:A:DC:H1'	4	0.17
(1,63)	1:3:A:DC:H4'	1:3:A:DC:H1'	7	0.17
(1,63)	1:3:A:DC:H4'	1:3:A:DC:H1'	8	0.17
(1,63)	1:3:A:DC:H4'	1:3:A:DC:H1'	12	0.17
(1,63)	1:3:A:DC:H4'	1:3:A:DC:H1'	15	0.17
(1,63)	1:3:A:DC:H4'	1:3:A:DC:H1'	17	0.17
(1,63)	1:3:A:DC:H4'	1:3:A:DC:H1'	18	0.17
(1,63)	1:3:A:DC:H4'	1:3:A:DC:H1'	20	0.17
(1,52)	1:3:A:DC:H1'	1:3:A:DC:H6	1	0.17
(1,52)	1:3:A:DC:H1'	1:3:A:DC:H6	3	0.17
(1,52)	1:3:A:DC:H1'	1:3:A:DC:H6	4	0.17
(1,52)	1:3:A:DC:H1'	1:3:A:DC:H6	7	0.17
(1,52)	1:3:A:DC:H1'	1:3:A:DC:H6	8	0.17
(1,52)	1:3:A:DC:H1'	1:3:A:DC:H6	10	0.17
(1,52)	1:3:A:DC:H1'	1:3:A:DC:H6	11	0.17
(1,52)	1:3:A:DC:H1'	1:3:A:DC:H6	12	0.17
(1,52)	1:3:A:DC:H1'	1:3:A:DC:H6	13	0.17
(1,52)	1:3:A:DC:H1'	1:3:A:DC:H6	15	0.17
(1,52)	1:3:A:DC:H1'	1:3:A:DC:H6	16	0.17
(1,52)	1:3:A:DC:H1'	1:3:A:DC:H6	17	0.17
(1,52)	1:3:A:DC:H1'	1:3:A:DC:H6	18	0.17
(1,52)	1:3:A:DC:H1'	1:3:A:DC:H6	19	0.17
(1,52)	1:3:A:DC:H1'	1:3:A:DC:H6	20	0.17
(1,242)	1:11:B:DC:H5	1:10:B:DA:H8	1	0.16
(1,230)	1:11:B:DC:H1'	1:11:B:DC:H6	4	0.16
(1,223)	1:10:B:DA:H1'	1:11:B:DC:H6	2	0.16
(1,223)	1:10:B:DA:H1'	1:11:B:DC:H6	4	0.16
(1,223)	1:10:B:DA:H1'	1:11:B:DC:H6	12	0.16
(1,223)	1:10:B:DA:H1'	1:11:B:DC:H6	16	0.16
(1,223)	1:10:B:DA:H1'	1:11:B:DC:H6	19	0.16
(1,63)	1:3:A:DC:H4'	1:3:A:DC:H1'	1	0.16
(1,63)	1:3:A:DC:H4'	1:3:A:DC:H1'	2	0.16
(1,63)	1:3:A:DC:H4'	1:3:A:DC:H1'	5	0.16
(1,63)	1:3:A:DC:H4'	1:3:A:DC:H1'	6	0.16
(1,63)	1:3:A:DC:H4'	1:3:A:DC:H1'	9	0.16
(1,63)	1:3:A:DC:H4'	1:3:A:DC:H1'	10	0.16

Continued on next page...

Continued from previous page...

Key	Atom-1	Atom-2	Model ID	Violation (Å)
(1,63)	1:3:A:DC:H4'	1:3:A:DC:H1'	11	0.16
(1,63)	1:3:A:DC:H4'	1:3:A:DC:H1'	13	0.16
(1,63)	1:3:A:DC:H4'	1:3:A:DC:H1'	14	0.16
(1,63)	1:3:A:DC:H4'	1:3:A:DC:H1'	16	0.16
(1,63)	1:3:A:DC:H4'	1:3:A:DC:H1'	19	0.16
(1,52)	1:3:A:DC:H1'	1:3:A:DC:H6	2	0.16
(1,52)	1:3:A:DC:H1'	1:3:A:DC:H6	5	0.16
(1,52)	1:3:A:DC:H1'	1:3:A:DC:H6	6	0.16
(1,52)	1:3:A:DC:H1'	1:3:A:DC:H6	9	0.16
(1,52)	1:3:A:DC:H1'	1:3:A:DC:H6	14	0.16
(1,241)	1:11:B:DC:H4'	1:11:B:DC:H1'	3	0.15
(1,241)	1:11:B:DC:H4'	1:11:B:DC:H1'	4	0.15
(1,241)	1:11:B:DC:H4'	1:11:B:DC:H1'	7	0.15
(1,241)	1:11:B:DC:H4'	1:11:B:DC:H1'	12	0.15
(1,241)	1:11:B:DC:H4'	1:11:B:DC:H1'	15	0.15
(1,241)	1:11:B:DC:H4'	1:11:B:DC:H1'	18	0.15
(1,241)	1:11:B:DC:H4'	1:11:B:DC:H1'	19	0.15
(1,241)	1:11:B:DC:H4'	1:11:B:DC:H1'	20	0.15
(1,230)	1:11:B:DC:H1'	1:11:B:DC:H6	1	0.15
(1,230)	1:11:B:DC:H1'	1:11:B:DC:H6	2	0.15
(1,230)	1:11:B:DC:H1'	1:11:B:DC:H6	3	0.15
(1,230)	1:11:B:DC:H1'	1:11:B:DC:H6	5	0.15
(1,230)	1:11:B:DC:H1'	1:11:B:DC:H6	6	0.15
(1,230)	1:11:B:DC:H1'	1:11:B:DC:H6	7	0.15
(1,230)	1:11:B:DC:H1'	1:11:B:DC:H6	8	0.15
(1,230)	1:11:B:DC:H1'	1:11:B:DC:H6	9	0.15
(1,230)	1:11:B:DC:H1'	1:11:B:DC:H6	10	0.15
(1,230)	1:11:B:DC:H1'	1:11:B:DC:H6	11	0.15
(1,230)	1:11:B:DC:H1'	1:11:B:DC:H6	12	0.15
(1,230)	1:11:B:DC:H1'	1:11:B:DC:H6	13	0.15
(1,230)	1:11:B:DC:H1'	1:11:B:DC:H6	14	0.15
(1,230)	1:11:B:DC:H1'	1:11:B:DC:H6	15	0.15
(1,230)	1:11:B:DC:H1'	1:11:B:DC:H6	16	0.15
(1,230)	1:11:B:DC:H1'	1:11:B:DC:H6	17	0.15
(1,230)	1:11:B:DC:H1'	1:11:B:DC:H6	18	0.15
(1,230)	1:11:B:DC:H1'	1:11:B:DC:H6	19	0.15
(1,230)	1:11:B:DC:H1'	1:11:B:DC:H6	20	0.15
(1,223)	1:10:B:DA:H1'	1:11:B:DC:H6	1	0.15
(1,223)	1:10:B:DA:H1'	1:11:B:DC:H6	3	0.15
(1,223)	1:10:B:DA:H1'	1:11:B:DC:H6	6	0.15
(1,223)	1:10:B:DA:H1'	1:11:B:DC:H6	8	0.15
(1,223)	1:10:B:DA:H1'	1:11:B:DC:H6	9	0.15

Continued on next page...

Continued from previous page...

Key	Atom-1	Atom-2	Model ID	Violation (Å)
(1,223)	1:10:B:DA:H1'	1:11:B:DC:H6	13	0.15
(1,223)	1:10:B:DA:H1'	1:11:B:DC:H6	20	0.15
(1,241)	1:11:B:DC:H4'	1:11:B:DC:H1'	1	0.14
(1,241)	1:11:B:DC:H4'	1:11:B:DC:H1'	2	0.14
(1,241)	1:11:B:DC:H4'	1:11:B:DC:H1'	5	0.14
(1,241)	1:11:B:DC:H4'	1:11:B:DC:H1'	6	0.14
(1,241)	1:11:B:DC:H4'	1:11:B:DC:H1'	8	0.14
(1,241)	1:11:B:DC:H4'	1:11:B:DC:H1'	9	0.14
(1,241)	1:11:B:DC:H4'	1:11:B:DC:H1'	10	0.14
(1,241)	1:11:B:DC:H4'	1:11:B:DC:H1'	11	0.14
(1,241)	1:11:B:DC:H4'	1:11:B:DC:H1'	13	0.14
(1,241)	1:11:B:DC:H4'	1:11:B:DC:H1'	14	0.14
(1,241)	1:11:B:DC:H4'	1:11:B:DC:H1'	16	0.14
(1,241)	1:11:B:DC:H4'	1:11:B:DC:H1'	17	0.14
(1,239)	1:11:B:DC:H3'	1:11:B:DC:H4'	1	0.14
(1,239)	1:11:B:DC:H3'	1:11:B:DC:H4'	2	0.14
(1,239)	1:11:B:DC:H3'	1:11:B:DC:H4'	3	0.14
(1,239)	1:11:B:DC:H3'	1:11:B:DC:H4'	4	0.14
(1,239)	1:11:B:DC:H3'	1:11:B:DC:H4'	5	0.14
(1,239)	1:11:B:DC:H3'	1:11:B:DC:H4'	6	0.14
(1,239)	1:11:B:DC:H3'	1:11:B:DC:H4'	7	0.14
(1,239)	1:11:B:DC:H3'	1:11:B:DC:H4'	8	0.14
(1,239)	1:11:B:DC:H3'	1:11:B:DC:H4'	9	0.14
(1,239)	1:11:B:DC:H3'	1:11:B:DC:H4'	10	0.14
(1,239)	1:11:B:DC:H3'	1:11:B:DC:H4'	11	0.14
(1,239)	1:11:B:DC:H3'	1:11:B:DC:H4'	12	0.14
(1,239)	1:11:B:DC:H3'	1:11:B:DC:H4'	14	0.14
(1,239)	1:11:B:DC:H3'	1:11:B:DC:H4'	15	0.14
(1,239)	1:11:B:DC:H3'	1:11:B:DC:H4'	16	0.14
(1,239)	1:11:B:DC:H3'	1:11:B:DC:H4'	17	0.14
(1,239)	1:11:B:DC:H3'	1:11:B:DC:H4'	18	0.14
(1,239)	1:11:B:DC:H3'	1:11:B:DC:H4'	19	0.14
(1,239)	1:11:B:DC:H3'	1:11:B:DC:H4'	20	0.14
(1,223)	1:10:B:DA:H1'	1:11:B:DC:H6	5	0.14
(1,223)	1:10:B:DA:H1'	1:11:B:DC:H6	7	0.14
(1,223)	1:10:B:DA:H1'	1:11:B:DC:H6	11	0.14
(1,223)	1:10:B:DA:H1'	1:11:B:DC:H6	14	0.14
(1,223)	1:10:B:DA:H1'	1:11:B:DC:H6	15	0.14
(1,223)	1:10:B:DA:H1'	1:11:B:DC:H6	18	0.14
(1,61)	1:3:A:DC:H3'	1:3:A:DC:H4'	3	0.14
(1,61)	1:3:A:DC:H3'	1:3:A:DC:H4'	4	0.14
(1,61)	1:3:A:DC:H3'	1:3:A:DC:H4'	8	0.14

Continued on next page...

Continued from previous page...

Key	Atom-1	Atom-2	Model ID	Violation (Å)
(1,61)	1:3:A:DC:H3'	1:3:A:DC:H4'	10	0.14
(1,61)	1:3:A:DC:H3'	1:3:A:DC:H4'	13	0.14
(1,61)	1:3:A:DC:H3'	1:3:A:DC:H4'	14	0.14
(1,61)	1:3:A:DC:H3'	1:3:A:DC:H4'	15	0.14
(1,61)	1:3:A:DC:H3'	1:3:A:DC:H4'	17	0.14
(1,61)	1:3:A:DC:H3'	1:3:A:DC:H4'	18	0.14
(1,61)	1:3:A:DC:H3'	1:3:A:DC:H4'	19	0.14
(1,61)	1:3:A:DC:H3'	1:3:A:DC:H4'	20	0.14
(1,39)	1:2:A:DA:H5'	1:2:A:DA:H3'	1	0.14
(1,39)	1:2:A:DA:H5'	1:2:A:DA:H3'	2	0.14
(1,39)	1:2:A:DA:H5'	1:2:A:DA:H3'	3	0.14
(1,39)	1:2:A:DA:H5'	1:2:A:DA:H3'	4	0.14
(1,39)	1:2:A:DA:H5'	1:2:A:DA:H3'	5	0.14
(1,39)	1:2:A:DA:H5'	1:2:A:DA:H3'	6	0.14
(1,39)	1:2:A:DA:H5'	1:2:A:DA:H3'	7	0.14
(1,39)	1:2:A:DA:H5'	1:2:A:DA:H3'	8	0.14
(1,39)	1:2:A:DA:H5'	1:2:A:DA:H3'	9	0.14
(1,39)	1:2:A:DA:H5'	1:2:A:DA:H3'	10	0.14
(1,39)	1:2:A:DA:H5'	1:2:A:DA:H3'	11	0.14
(1,39)	1:2:A:DA:H5'	1:2:A:DA:H3'	12	0.14
(1,39)	1:2:A:DA:H5'	1:2:A:DA:H3'	13	0.14
(1,39)	1:2:A:DA:H5'	1:2:A:DA:H3'	14	0.14
(1,39)	1:2:A:DA:H5'	1:2:A:DA:H3'	15	0.14
(1,39)	1:2:A:DA:H5'	1:2:A:DA:H3'	16	0.14
(1,39)	1:2:A:DA:H5'	1:2:A:DA:H3'	17	0.14
(1,39)	1:2:A:DA:H5'	1:2:A:DA:H3'	18	0.14
(1,39)	1:2:A:DA:H5'	1:2:A:DA:H3'	19	0.14
(1,39)	1:2:A:DA:H5'	1:2:A:DA:H3'	20	0.14
(1,30)	1:2:A:DA:H3'	1:2:A:DA:H5'	1	0.14
(1,30)	1:2:A:DA:H3'	1:2:A:DA:H5'	2	0.14
(1,30)	1:2:A:DA:H3'	1:2:A:DA:H5'	3	0.14
(1,30)	1:2:A:DA:H3'	1:2:A:DA:H5'	4	0.14
(1,30)	1:2:A:DA:H3'	1:2:A:DA:H5'	5	0.14
(1,30)	1:2:A:DA:H3'	1:2:A:DA:H5'	6	0.14
(1,30)	1:2:A:DA:H3'	1:2:A:DA:H5'	7	0.14
(1,30)	1:2:A:DA:H3'	1:2:A:DA:H5'	8	0.14
(1,30)	1:2:A:DA:H3'	1:2:A:DA:H5'	9	0.14
(1,30)	1:2:A:DA:H3'	1:2:A:DA:H5'	10	0.14
(1,30)	1:2:A:DA:H3'	1:2:A:DA:H5'	11	0.14
(1,30)	1:2:A:DA:H3'	1:2:A:DA:H5'	12	0.14
(1,30)	1:2:A:DA:H3'	1:2:A:DA:H5'	13	0.14
(1,30)	1:2:A:DA:H3'	1:2:A:DA:H5'	14	0.14

Continued on next page...

Continued from previous page...

Key	Atom-1	Atom-2	Model ID	Violation (Å)
(1,30)	1:2:A:DA:H3'	1:2:A:DA:H5'	15	0.14
(1,30)	1:2:A:DA:H3'	1:2:A:DA:H5'	16	0.14
(1,30)	1:2:A:DA:H3'	1:2:A:DA:H5'	17	0.14
(1,30)	1:2:A:DA:H3'	1:2:A:DA:H5'	18	0.14
(1,30)	1:2:A:DA:H3'	1:2:A:DA:H5'	19	0.14
(1,30)	1:2:A:DA:H3'	1:2:A:DA:H5'	20	0.14
(1,342)	1:16:B:DT:H3'	1:16:B:DT:H4'	1	0.13
(1,342)	1:16:B:DT:H3'	1:16:B:DT:H4'	8	0.13
(1,342)	1:16:B:DT:H3'	1:16:B:DT:H4'	9	0.13
(1,342)	1:16:B:DT:H3'	1:16:B:DT:H4'	11	0.13
(1,342)	1:16:B:DT:H3'	1:16:B:DT:H4'	12	0.13
(1,342)	1:16:B:DT:H3'	1:16:B:DT:H4'	16	0.13
(1,342)	1:16:B:DT:H3'	1:16:B:DT:H4'	17	0.13
(1,342)	1:16:B:DT:H3'	1:16:B:DT:H4'	19	0.13
(1,263)	1:12:B:DC:H3'	1:12:B:DC:H4'	1	0.13
(1,263)	1:12:B:DC:H3'	1:12:B:DC:H4'	4	0.13
(1,263)	1:12:B:DC:H3'	1:12:B:DC:H4'	5	0.13
(1,263)	1:12:B:DC:H3'	1:12:B:DC:H4'	6	0.13
(1,263)	1:12:B:DC:H3'	1:12:B:DC:H4'	7	0.13
(1,263)	1:12:B:DC:H3'	1:12:B:DC:H4'	8	0.13
(1,263)	1:12:B:DC:H3'	1:12:B:DC:H4'	9	0.13
(1,263)	1:12:B:DC:H3'	1:12:B:DC:H4'	12	0.13
(1,263)	1:12:B:DC:H3'	1:12:B:DC:H4'	13	0.13
(1,263)	1:12:B:DC:H3'	1:12:B:DC:H4'	15	0.13
(1,263)	1:12:B:DC:H3'	1:12:B:DC:H4'	16	0.13
(1,263)	1:12:B:DC:H3'	1:12:B:DC:H4'	19	0.13
(1,239)	1:11:B:DC:H3'	1:11:B:DC:H4'	13	0.13
(1,223)	1:10:B:DA:H1'	1:11:B:DC:H6	10	0.13
(1,223)	1:10:B:DA:H1'	1:11:B:DC:H6	17	0.13
(1,217)	1:10:B:DA:H5'	1:10:B:DA:H3'	1	0.13
(1,217)	1:10:B:DA:H5'	1:10:B:DA:H3'	5	0.13
(1,217)	1:10:B:DA:H5'	1:10:B:DA:H3'	8	0.13
(1,217)	1:10:B:DA:H5'	1:10:B:DA:H3'	10	0.13
(1,217)	1:10:B:DA:H5'	1:10:B:DA:H3'	11	0.13
(1,217)	1:10:B:DA:H5'	1:10:B:DA:H3'	14	0.13
(1,217)	1:10:B:DA:H5'	1:10:B:DA:H3'	17	0.13
(1,217)	1:10:B:DA:H5'	1:10:B:DA:H3'	18	0.13
(1,217)	1:10:B:DA:H5'	1:10:B:DA:H3'	19	0.13
(1,208)	1:10:B:DA:H3'	1:10:B:DA:H5'	1	0.13
(1,208)	1:10:B:DA:H3'	1:10:B:DA:H5'	5	0.13
(1,208)	1:10:B:DA:H3'	1:10:B:DA:H5'	8	0.13
(1,208)	1:10:B:DA:H3'	1:10:B:DA:H5'	10	0.13

Continued on next page...

Continued from previous page...

Key	Atom-1	Atom-2	Model ID	Violation (Å)
(1,208)	1:10:B:DA:H3'	1:10:B:DA:H5'	11	0.13
(1,208)	1:10:B:DA:H3'	1:10:B:DA:H5'	14	0.13
(1,208)	1:10:B:DA:H3'	1:10:B:DA:H5'	17	0.13
(1,208)	1:10:B:DA:H3'	1:10:B:DA:H5'	18	0.13
(1,208)	1:10:B:DA:H3'	1:10:B:DA:H5'	19	0.13
(1,164)	1:8:A:DT:H3'	1:8:A:DT:H4'	1	0.13
(1,164)	1:8:A:DT:H3'	1:8:A:DT:H4'	2	0.13
(1,164)	1:8:A:DT:H3'	1:8:A:DT:H4'	3	0.13
(1,164)	1:8:A:DT:H3'	1:8:A:DT:H4'	4	0.13
(1,164)	1:8:A:DT:H3'	1:8:A:DT:H4'	5	0.13
(1,164)	1:8:A:DT:H3'	1:8:A:DT:H4'	6	0.13
(1,164)	1:8:A:DT:H3'	1:8:A:DT:H4'	7	0.13
(1,164)	1:8:A:DT:H3'	1:8:A:DT:H4'	8	0.13
(1,164)	1:8:A:DT:H3'	1:8:A:DT:H4'	9	0.13
(1,164)	1:8:A:DT:H3'	1:8:A:DT:H4'	10	0.13
(1,164)	1:8:A:DT:H3'	1:8:A:DT:H4'	11	0.13
(1,164)	1:8:A:DT:H3'	1:8:A:DT:H4'	12	0.13
(1,164)	1:8:A:DT:H3'	1:8:A:DT:H4'	13	0.13
(1,164)	1:8:A:DT:H3'	1:8:A:DT:H4'	14	0.13
(1,164)	1:8:A:DT:H3'	1:8:A:DT:H4'	15	0.13
(1,164)	1:8:A:DT:H3'	1:8:A:DT:H4'	16	0.13
(1,164)	1:8:A:DT:H3'	1:8:A:DT:H4'	17	0.13
(1,164)	1:8:A:DT:H3'	1:8:A:DT:H4'	18	0.13
(1,164)	1:8:A:DT:H3'	1:8:A:DT:H4'	19	0.13
(1,164)	1:8:A:DT:H3'	1:8:A:DT:H4'	20	0.13
(1,85)	1:4:A:DC:H3'	1:4:A:DC:H4'	1	0.13
(1,85)	1:4:A:DC:H3'	1:4:A:DC:H4'	2	0.13
(1,85)	1:4:A:DC:H3'	1:4:A:DC:H4'	3	0.13
(1,85)	1:4:A:DC:H3'	1:4:A:DC:H4'	4	0.13
(1,85)	1:4:A:DC:H3'	1:4:A:DC:H4'	5	0.13
(1,85)	1:4:A:DC:H3'	1:4:A:DC:H4'	6	0.13
(1,85)	1:4:A:DC:H3'	1:4:A:DC:H4'	7	0.13
(1,85)	1:4:A:DC:H3'	1:4:A:DC:H4'	8	0.13
(1,85)	1:4:A:DC:H3'	1:4:A:DC:H4'	9	0.13
(1,85)	1:4:A:DC:H3'	1:4:A:DC:H4'	10	0.13
(1,85)	1:4:A:DC:H3'	1:4:A:DC:H4'	11	0.13
(1,85)	1:4:A:DC:H3'	1:4:A:DC:H4'	12	0.13
(1,85)	1:4:A:DC:H3'	1:4:A:DC:H4'	13	0.13
(1,85)	1:4:A:DC:H3'	1:4:A:DC:H4'	14	0.13
(1,85)	1:4:A:DC:H3'	1:4:A:DC:H4'	16	0.13
(1,85)	1:4:A:DC:H3'	1:4:A:DC:H4'	17	0.13
(1,85)	1:4:A:DC:H3'	1:4:A:DC:H4'	19	0.13

Continued on next page...

Continued from previous page...

Key	Atom-1	Atom-2	Model ID	Violation (Å)
(1,85)	1:4:A:DC:H3'	1:4:A:DC:H4'	20	0.13
(1,61)	1:3:A:DC:H3'	1:3:A:DC:H4'	1	0.13
(1,61)	1:3:A:DC:H3'	1:3:A:DC:H4'	2	0.13
(1,61)	1:3:A:DC:H3'	1:3:A:DC:H4'	5	0.13
(1,61)	1:3:A:DC:H3'	1:3:A:DC:H4'	6	0.13
(1,61)	1:3:A:DC:H3'	1:3:A:DC:H4'	7	0.13
(1,61)	1:3:A:DC:H3'	1:3:A:DC:H4'	9	0.13
(1,61)	1:3:A:DC:H3'	1:3:A:DC:H4'	11	0.13
(1,61)	1:3:A:DC:H3'	1:3:A:DC:H4'	12	0.13
(1,61)	1:3:A:DC:H3'	1:3:A:DC:H4'	16	0.13
(1,342)	1:16:B:DT:H3'	1:16:B:DT:H4'	2	0.12
(1,342)	1:16:B:DT:H3'	1:16:B:DT:H4'	3	0.12
(1,342)	1:16:B:DT:H3'	1:16:B:DT:H4'	4	0.12
(1,342)	1:16:B:DT:H3'	1:16:B:DT:H4'	5	0.12
(1,342)	1:16:B:DT:H3'	1:16:B:DT:H4'	6	0.12
(1,342)	1:16:B:DT:H3'	1:16:B:DT:H4'	7	0.12
(1,342)	1:16:B:DT:H3'	1:16:B:DT:H4'	10	0.12
(1,342)	1:16:B:DT:H3'	1:16:B:DT:H4'	13	0.12
(1,342)	1:16:B:DT:H3'	1:16:B:DT:H4'	14	0.12
(1,342)	1:16:B:DT:H3'	1:16:B:DT:H4'	15	0.12
(1,342)	1:16:B:DT:H3'	1:16:B:DT:H4'	18	0.12
(1,342)	1:16:B:DT:H3'	1:16:B:DT:H4'	20	0.12
(1,341)	1:16:B:DT:H3'	1:16:B:DT:H2''	1	0.12
(1,341)	1:16:B:DT:H3'	1:16:B:DT:H2''	2	0.12
(1,341)	1:16:B:DT:H3'	1:16:B:DT:H2''	3	0.12
(1,341)	1:16:B:DT:H3'	1:16:B:DT:H2''	4	0.12
(1,341)	1:16:B:DT:H3'	1:16:B:DT:H2''	5	0.12
(1,341)	1:16:B:DT:H3'	1:16:B:DT:H2''	6	0.12
(1,341)	1:16:B:DT:H3'	1:16:B:DT:H2''	7	0.12
(1,341)	1:16:B:DT:H3'	1:16:B:DT:H2''	8	0.12
(1,341)	1:16:B:DT:H3'	1:16:B:DT:H2''	9	0.12
(1,341)	1:16:B:DT:H3'	1:16:B:DT:H2''	10	0.12
(1,341)	1:16:B:DT:H3'	1:16:B:DT:H2''	11	0.12
(1,341)	1:16:B:DT:H3'	1:16:B:DT:H2''	12	0.12
(1,341)	1:16:B:DT:H3'	1:16:B:DT:H2''	13	0.12
(1,341)	1:16:B:DT:H3'	1:16:B:DT:H2''	14	0.12
(1,341)	1:16:B:DT:H3'	1:16:B:DT:H2''	15	0.12
(1,341)	1:16:B:DT:H3'	1:16:B:DT:H2''	16	0.12
(1,341)	1:16:B:DT:H3'	1:16:B:DT:H2''	17	0.12
(1,341)	1:16:B:DT:H3'	1:16:B:DT:H2''	18	0.12
(1,341)	1:16:B:DT:H3'	1:16:B:DT:H2''	19	0.12
(1,341)	1:16:B:DT:H3'	1:16:B:DT:H2''	20	0.12

Continued on next page...

Continued from previous page...

Key	Atom-1	Atom-2	Model ID	Violation (Å)
(1,317)	1:15:B:DT:H3'	1:15:B:DT:H6	2	0.12
(1,317)	1:15:B:DT:H3'	1:15:B:DT:H6	3	0.12
(1,317)	1:15:B:DT:H3'	1:15:B:DT:H6	4	0.12
(1,317)	1:15:B:DT:H3'	1:15:B:DT:H6	5	0.12
(1,317)	1:15:B:DT:H3'	1:15:B:DT:H6	6	0.12
(1,317)	1:15:B:DT:H3'	1:15:B:DT:H6	7	0.12
(1,317)	1:15:B:DT:H3'	1:15:B:DT:H6	8	0.12
(1,317)	1:15:B:DT:H3'	1:15:B:DT:H6	10	0.12
(1,317)	1:15:B:DT:H3'	1:15:B:DT:H6	13	0.12
(1,317)	1:15:B:DT:H3'	1:15:B:DT:H6	14	0.12
(1,317)	1:15:B:DT:H3'	1:15:B:DT:H6	18	0.12
(1,317)	1:15:B:DT:H3'	1:15:B:DT:H6	19	0.12
(1,317)	1:15:B:DT:H3'	1:15:B:DT:H6	20	0.12
(1,263)	1:12:B:DC:H3'	1:12:B:DC:H4'	2	0.12
(1,263)	1:12:B:DC:H3'	1:12:B:DC:H4'	3	0.12
(1,263)	1:12:B:DC:H3'	1:12:B:DC:H4'	10	0.12
(1,263)	1:12:B:DC:H3'	1:12:B:DC:H4'	11	0.12
(1,263)	1:12:B:DC:H3'	1:12:B:DC:H4'	14	0.12
(1,263)	1:12:B:DC:H3'	1:12:B:DC:H4'	17	0.12
(1,263)	1:12:B:DC:H3'	1:12:B:DC:H4'	18	0.12
(1,263)	1:12:B:DC:H3'	1:12:B:DC:H4'	20	0.12
(1,262)	1:12:B:DC:H3'	1:12:B:DC:H2''	1	0.12
(1,262)	1:12:B:DC:H3'	1:12:B:DC:H2''	2	0.12
(1,262)	1:12:B:DC:H3'	1:12:B:DC:H2''	3	0.12
(1,262)	1:12:B:DC:H3'	1:12:B:DC:H2''	4	0.12
(1,262)	1:12:B:DC:H3'	1:12:B:DC:H2''	5	0.12
(1,262)	1:12:B:DC:H3'	1:12:B:DC:H2''	6	0.12
(1,262)	1:12:B:DC:H3'	1:12:B:DC:H2''	7	0.12
(1,262)	1:12:B:DC:H3'	1:12:B:DC:H2''	8	0.12
(1,262)	1:12:B:DC:H3'	1:12:B:DC:H2''	9	0.12
(1,262)	1:12:B:DC:H3'	1:12:B:DC:H2''	10	0.12
(1,262)	1:12:B:DC:H3'	1:12:B:DC:H2''	11	0.12
(1,262)	1:12:B:DC:H3'	1:12:B:DC:H2''	12	0.12
(1,262)	1:12:B:DC:H3'	1:12:B:DC:H2''	13	0.12
(1,262)	1:12:B:DC:H3'	1:12:B:DC:H2''	14	0.12
(1,262)	1:12:B:DC:H3'	1:12:B:DC:H2''	15	0.12
(1,262)	1:12:B:DC:H3'	1:12:B:DC:H2''	16	0.12
(1,262)	1:12:B:DC:H3'	1:12:B:DC:H2''	17	0.12
(1,262)	1:12:B:DC:H3'	1:12:B:DC:H2''	18	0.12
(1,262)	1:12:B:DC:H3'	1:12:B:DC:H2''	19	0.12
(1,262)	1:12:B:DC:H3'	1:12:B:DC:H2''	20	0.12
(1,217)	1:10:B:DA:H5'	1:10:B:DA:H3'	2	0.12

Continued on next page...

Continued from previous page...

Key	Atom-1	Atom-2	Model ID	Violation (Å)
(1,217)	1:10:B:DA:H5'	1:10:B:DA:H3'	3	0.12
(1,217)	1:10:B:DA:H5'	1:10:B:DA:H3'	4	0.12
(1,217)	1:10:B:DA:H5'	1:10:B:DA:H3'	6	0.12
(1,217)	1:10:B:DA:H5'	1:10:B:DA:H3'	7	0.12
(1,217)	1:10:B:DA:H5'	1:10:B:DA:H3'	9	0.12
(1,217)	1:10:B:DA:H5'	1:10:B:DA:H3'	12	0.12
(1,217)	1:10:B:DA:H5'	1:10:B:DA:H3'	13	0.12
(1,217)	1:10:B:DA:H5'	1:10:B:DA:H3'	15	0.12
(1,217)	1:10:B:DA:H5'	1:10:B:DA:H3'	16	0.12
(1,217)	1:10:B:DA:H5'	1:10:B:DA:H3'	20	0.12
(1,208)	1:10:B:DA:H3'	1:10:B:DA:H5'	2	0.12
(1,208)	1:10:B:DA:H3'	1:10:B:DA:H5'	3	0.12
(1,208)	1:10:B:DA:H3'	1:10:B:DA:H5'	4	0.12
(1,208)	1:10:B:DA:H3'	1:10:B:DA:H5'	6	0.12
(1,208)	1:10:B:DA:H3'	1:10:B:DA:H5'	7	0.12
(1,208)	1:10:B:DA:H3'	1:10:B:DA:H5'	9	0.12
(1,208)	1:10:B:DA:H3'	1:10:B:DA:H5'	12	0.12
(1,208)	1:10:B:DA:H3'	1:10:B:DA:H5'	13	0.12
(1,208)	1:10:B:DA:H3'	1:10:B:DA:H5'	15	0.12
(1,208)	1:10:B:DA:H3'	1:10:B:DA:H5'	16	0.12
(1,208)	1:10:B:DA:H3'	1:10:B:DA:H5'	20	0.12
(1,163)	1:8:A:DT:H3'	1:8:A:DT:H2''	1	0.12
(1,163)	1:8:A:DT:H3'	1:8:A:DT:H2''	2	0.12
(1,163)	1:8:A:DT:H3'	1:8:A:DT:H2''	3	0.12
(1,163)	1:8:A:DT:H3'	1:8:A:DT:H2''	4	0.12
(1,163)	1:8:A:DT:H3'	1:8:A:DT:H2''	5	0.12
(1,163)	1:8:A:DT:H3'	1:8:A:DT:H2''	6	0.12
(1,163)	1:8:A:DT:H3'	1:8:A:DT:H2''	7	0.12
(1,163)	1:8:A:DT:H3'	1:8:A:DT:H2''	8	0.12
(1,163)	1:8:A:DT:H3'	1:8:A:DT:H2''	9	0.12
(1,163)	1:8:A:DT:H3'	1:8:A:DT:H2''	10	0.12
(1,163)	1:8:A:DT:H3'	1:8:A:DT:H2''	11	0.12
(1,163)	1:8:A:DT:H3'	1:8:A:DT:H2''	12	0.12
(1,163)	1:8:A:DT:H3'	1:8:A:DT:H2''	13	0.12
(1,163)	1:8:A:DT:H3'	1:8:A:DT:H2''	14	0.12
(1,163)	1:8:A:DT:H3'	1:8:A:DT:H2''	15	0.12
(1,163)	1:8:A:DT:H3'	1:8:A:DT:H2''	16	0.12
(1,163)	1:8:A:DT:H3'	1:8:A:DT:H2''	17	0.12
(1,163)	1:8:A:DT:H3'	1:8:A:DT:H2''	18	0.12
(1,163)	1:8:A:DT:H3'	1:8:A:DT:H2''	19	0.12
(1,163)	1:8:A:DT:H3'	1:8:A:DT:H2''	20	0.12
(1,85)	1:4:A:DC:H3'	1:4:A:DC:H4'	15	0.12

Continued on next page...

Continued from previous page...

Key	Atom-1	Atom-2	Model ID	Violation (Å)
(1,85)	1:4:A:DC:H3'	1:4:A:DC:H4'	18	0.12
(1,84)	1:4:A:DC:H3'	1:4:A:DC:H2''	1	0.12
(1,84)	1:4:A:DC:H3'	1:4:A:DC:H2''	2	0.12
(1,84)	1:4:A:DC:H3'	1:4:A:DC:H2''	3	0.12
(1,84)	1:4:A:DC:H3'	1:4:A:DC:H2''	4	0.12
(1,84)	1:4:A:DC:H3'	1:4:A:DC:H2''	5	0.12
(1,84)	1:4:A:DC:H3'	1:4:A:DC:H2''	6	0.12
(1,84)	1:4:A:DC:H3'	1:4:A:DC:H2''	7	0.12
(1,84)	1:4:A:DC:H3'	1:4:A:DC:H2''	8	0.12
(1,84)	1:4:A:DC:H3'	1:4:A:DC:H2''	9	0.12
(1,84)	1:4:A:DC:H3'	1:4:A:DC:H2''	10	0.12
(1,84)	1:4:A:DC:H3'	1:4:A:DC:H2''	11	0.12
(1,84)	1:4:A:DC:H3'	1:4:A:DC:H2''	12	0.12
(1,84)	1:4:A:DC:H3'	1:4:A:DC:H2''	13	0.12
(1,84)	1:4:A:DC:H3'	1:4:A:DC:H2''	14	0.12
(1,84)	1:4:A:DC:H3'	1:4:A:DC:H2''	15	0.12
(1,84)	1:4:A:DC:H3'	1:4:A:DC:H2''	16	0.12
(1,84)	1:4:A:DC:H3'	1:4:A:DC:H2''	17	0.12
(1,84)	1:4:A:DC:H3'	1:4:A:DC:H2''	18	0.12
(1,84)	1:4:A:DC:H3'	1:4:A:DC:H2''	19	0.12
(1,84)	1:4:A:DC:H3'	1:4:A:DC:H2''	20	0.12
(1,20)	1:2:A:DA:H2'	1:2:A:DA:H1'	1	0.12
(1,20)	1:2:A:DA:H2'	1:2:A:DA:H1'	2	0.12
(1,20)	1:2:A:DA:H2'	1:2:A:DA:H1'	3	0.12
(1,20)	1:2:A:DA:H2'	1:2:A:DA:H1'	4	0.12
(1,20)	1:2:A:DA:H2'	1:2:A:DA:H1'	5	0.12
(1,20)	1:2:A:DA:H2'	1:2:A:DA:H1'	6	0.12
(1,20)	1:2:A:DA:H2'	1:2:A:DA:H1'	7	0.12
(1,20)	1:2:A:DA:H2'	1:2:A:DA:H1'	8	0.12
(1,20)	1:2:A:DA:H2'	1:2:A:DA:H1'	9	0.12
(1,20)	1:2:A:DA:H2'	1:2:A:DA:H1'	10	0.12
(1,20)	1:2:A:DA:H2'	1:2:A:DA:H1'	11	0.12
(1,20)	1:2:A:DA:H2'	1:2:A:DA:H1'	12	0.12
(1,20)	1:2:A:DA:H2'	1:2:A:DA:H1'	13	0.12
(1,20)	1:2:A:DA:H2'	1:2:A:DA:H1'	14	0.12
(1,20)	1:2:A:DA:H2'	1:2:A:DA:H1'	15	0.12
(1,20)	1:2:A:DA:H2'	1:2:A:DA:H1'	16	0.12
(1,20)	1:2:A:DA:H2'	1:2:A:DA:H1'	17	0.12
(1,20)	1:2:A:DA:H2'	1:2:A:DA:H1'	18	0.12
(1,20)	1:2:A:DA:H2'	1:2:A:DA:H1'	19	0.12
(1,20)	1:2:A:DA:H2'	1:2:A:DA:H1'	20	0.12
(1,317)	1:15:B:DT:H3'	1:15:B:DT:H6	1	0.11

Continued on next page...

Continued from previous page...

Key	Atom-1	Atom-2	Model ID	Violation (Å)
(1,317)	1:15:B:DT:H3'	1:15:B:DT:H6	9	0.11
(1,317)	1:15:B:DT:H3'	1:15:B:DT:H6	11	0.11
(1,317)	1:15:B:DT:H3'	1:15:B:DT:H6	12	0.11
(1,317)	1:15:B:DT:H3'	1:15:B:DT:H6	15	0.11
(1,317)	1:15:B:DT:H3'	1:15:B:DT:H6	16	0.11
(1,317)	1:15:B:DT:H3'	1:15:B:DT:H6	17	0.11
(1,198)	1:10:B:DA:H2'	1:10:B:DA:H1'	1	0.11
(1,198)	1:10:B:DA:H2'	1:10:B:DA:H1'	3	0.11
(1,198)	1:10:B:DA:H2'	1:10:B:DA:H1'	5	0.11
(1,198)	1:10:B:DA:H2'	1:10:B:DA:H1'	7	0.11
(1,198)	1:10:B:DA:H2'	1:10:B:DA:H1'	9	0.11
(1,198)	1:10:B:DA:H2'	1:10:B:DA:H1'	10	0.11
(1,198)	1:10:B:DA:H2'	1:10:B:DA:H1'	17	0.11
(1,100)	1:4:A:DC:H42	1:5:A:GF2:HN1	10	0.11
(1,100)	1:4:A:DC:H42	1:5:A:GF2:HN1	11	0.11
(1,100)	1:4:A:DC:H42	1:5:A:GF2:HN1	13	0.11
(1,100)	1:4:A:DC:H42	1:5:A:GF2:HN1	19	0.11
(1,100)	1:4:A:DC:H42	1:5:A:GF2:HN1	20	0.11
(1,74)	1:3:A:DC:H2''	1:4:A:DC:H5	1	0.11
(1,74)	1:3:A:DC:H2''	1:4:A:DC:H5	2	0.11
(1,74)	1:3:A:DC:H2''	1:4:A:DC:H5	9	0.11
(1,74)	1:3:A:DC:H2''	1:4:A:DC:H5	14	0.11
(1,47)	1:2:A:DA:H2''	1:3:A:DC:H5	2	0.11
(1,47)	1:2:A:DA:H2''	1:3:A:DC:H5	9	0.11
(1,47)	1:2:A:DA:H2''	1:3:A:DC:H5	19	0.11
(1,43)	1:2:A:DA:H5''	1:2:A:DA:H8	2	0.11
(1,43)	1:2:A:DA:H5''	1:2:A:DA:H8	14	0.11
(1,43)	1:2:A:DA:H5''	1:2:A:DA:H8	20	0.11
(1,252)	1:11:B:DC:H2''	1:12:B:DC:H5	1	0.1
(1,198)	1:10:B:DA:H2'	1:10:B:DA:H1'	2	0.1
(1,198)	1:10:B:DA:H2'	1:10:B:DA:H1'	4	0.1
(1,198)	1:10:B:DA:H2'	1:10:B:DA:H1'	6	0.1
(1,198)	1:10:B:DA:H2'	1:10:B:DA:H1'	8	0.1
(1,198)	1:10:B:DA:H2'	1:10:B:DA:H1'	11	0.1
(1,198)	1:10:B:DA:H2'	1:10:B:DA:H1'	12	0.1
(1,198)	1:10:B:DA:H2'	1:10:B:DA:H1'	13	0.1
(1,198)	1:10:B:DA:H2'	1:10:B:DA:H1'	14	0.1
(1,198)	1:10:B:DA:H2'	1:10:B:DA:H1'	15	0.1
(1,198)	1:10:B:DA:H2'	1:10:B:DA:H1'	16	0.1
(1,198)	1:10:B:DA:H2'	1:10:B:DA:H1'	18	0.1
(1,198)	1:10:B:DA:H2'	1:10:B:DA:H1'	19	0.1
(1,198)	1:10:B:DA:H2'	1:10:B:DA:H1'	20	0.1

Continued on next page...

Continued from previous page...

Key	Atom-1	Atom-2	Model ID	Violation (Å)
(1,100)	1:4:A:DC:H42	1:5:A:GF2:HN1	4	0.1
(1,100)	1:4:A:DC:H42	1:5:A:GF2:HN1	7	0.1
(1,100)	1:4:A:DC:H42	1:5:A:GF2:HN1	17	0.1
(1,74)	1:3:A:DC:H2''	1:4:A:DC:H5	3	0.1
(1,74)	1:3:A:DC:H2''	1:4:A:DC:H5	6	0.1
(1,74)	1:3:A:DC:H2''	1:4:A:DC:H5	7	0.1
(1,74)	1:3:A:DC:H2''	1:4:A:DC:H5	10	0.1
(1,74)	1:3:A:DC:H2''	1:4:A:DC:H5	11	0.1
(1,74)	1:3:A:DC:H2''	1:4:A:DC:H5	12	0.1
(1,47)	1:2:A:DA:H2''	1:3:A:DC:H5	1	0.1
(1,47)	1:2:A:DA:H2''	1:3:A:DC:H5	11	0.1
(1,47)	1:2:A:DA:H2''	1:3:A:DC:H5	13	0.1
(1,47)	1:2:A:DA:H2''	1:3:A:DC:H5	14	0.1
(1,43)	1:2:A:DA:H5''	1:2:A:DA:H8	1	0.1
(1,43)	1:2:A:DA:H5''	1:2:A:DA:H8	5	0.1
(1,43)	1:2:A:DA:H5''	1:2:A:DA:H8	7	0.1
(1,43)	1:2:A:DA:H5''	1:2:A:DA:H8	8	0.1
(1,43)	1:2:A:DA:H5''	1:2:A:DA:H8	10	0.1
(1,43)	1:2:A:DA:H5''	1:2:A:DA:H8	11	0.1
(1,43)	1:2:A:DA:H5''	1:2:A:DA:H8	16	0.1
(1,43)	1:2:A:DA:H5''	1:2:A:DA:H8	19	0.1

10 Dihedral-angle violation analysis [i](#)

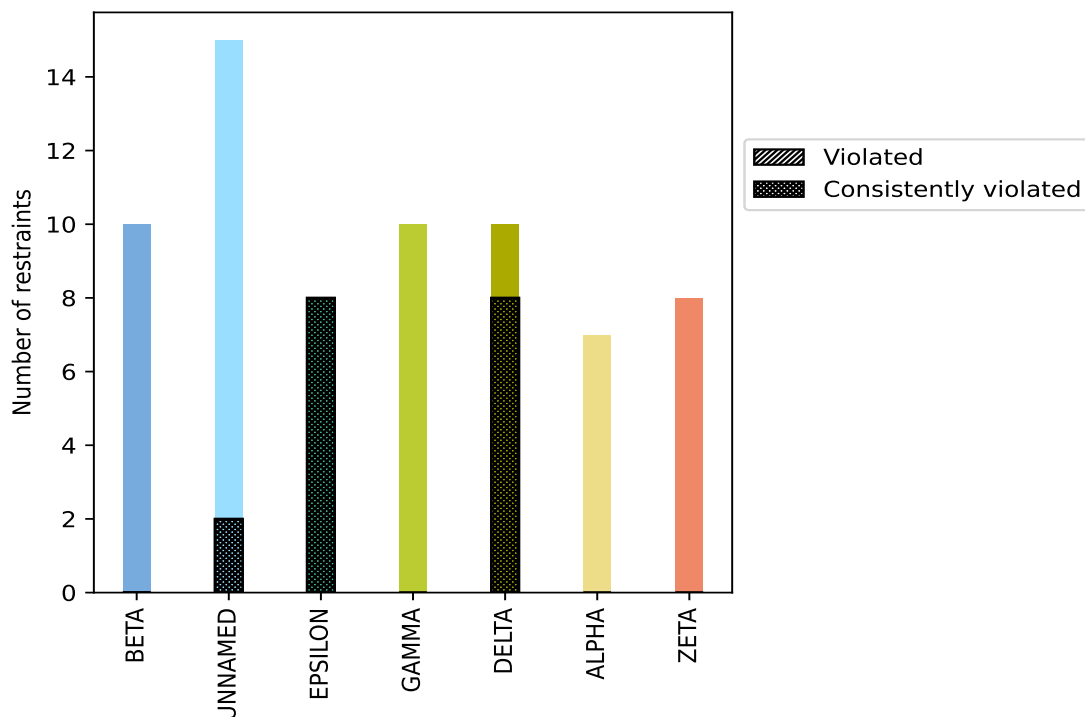
10.1 Summary of dihedral-angle violations [i](#)

The following table provides the summary of dihedral-angle violations in different dihedral-angle types. Violations less than 1° are not included in the calculation.

Angle type	Count	% ¹	Violated ³			Consistently Violated ⁴		
			Count	% ²	% ¹	Count	% ²	% ¹
BETA	10	14.7	0	0.0	0.0	0	0.0	0.0
UNNAMED	15	22.1	2	13.3	2.9	2	13.3	2.9
EPSILON	8	11.8	8	100.0	11.8	8	100.0	11.8
GAMMA	10	14.7	0	0.0	0.0	0	0.0	0.0
DELTA	10	14.7	8	80.0	11.8	8	80.0	11.8
ALPHA	7	10.3	0	0.0	0.0	0	0.0	0.0
ZETA	8	11.8	0	0.0	0.0	0	0.0	0.0
Total	68	100.0	18	26.5	26.5	18	26.5	26.5

¹ percentage calculated with respect to total number of dihedral-angle restraints, ² percentage calculated with respect to number of restraints in a particular dihedral-angle type, ³ violated in at least one model, ⁴ violated in all the models

10.1.1 Bar chart : Distribution of dihedral-angles and violations [i](#)



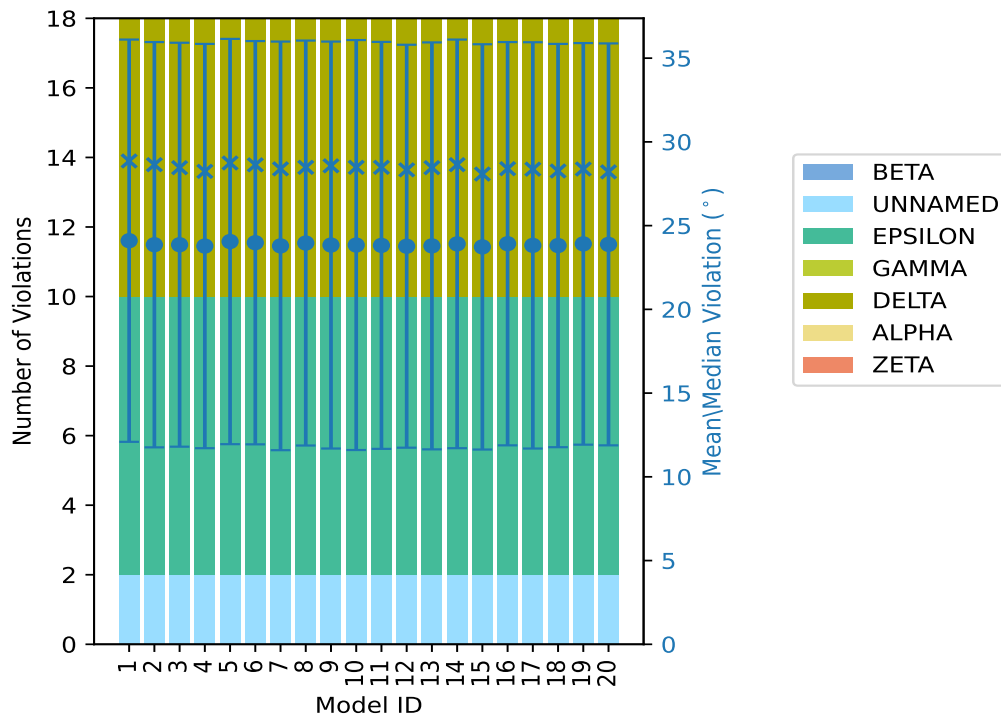
Violated and consistently violated restraints are shown using different hatch patterns in their respective categories

10.2 Dihedral-angle violation statistics for each model [i](#)

The following table provides the dihedral-angle violation statistics for each model in the ensemble. Violations less than 1° are not included in the statistics.

Model ID	Number of violations							Total	Mean (°)	Max (°)	SD (°)	Median (°)
	BETA	UNNAMED	EPSILON	GAMMA	DELTA	ALPHA	ZETA					
1	0	2	8	0	8	0	0	18	24.1	37.94	12.01	28.86
2	0	2	8	0	8	0	0	18	23.86	37.66	12.1	28.64
3	0	2	8	0	8	0	0	18	23.86	37.75	12.06	28.46
4	0	2	8	0	8	0	0	18	23.78	37.21	12.07	28.24
5	0	2	8	0	8	0	0	18	24.05	38.04	12.1	28.74
6	0	2	8	0	8	0	0	18	23.98	38.06	12.04	28.63
7	0	2	8	0	8	0	0	18	23.79	37.61	12.2	28.39
8	0	2	8	0	8	0	0	18	23.96	37.81	12.09	28.48
9	0	2	8	0	8	0	0	18	23.84	37.7	12.15	28.57
10	0	2	8	0	8	0	0	18	23.84	37.66	12.24	28.48
11	0	2	8	0	8	0	0	18	23.82	37.6	12.15	28.48
12	0	2	8	0	8	0	0	18	23.77	37.64	12.03	28.33
13	0	2	8	0	8	0	0	18	23.79	37.46	12.15	28.46
14	0	2	8	0	8	0	0	18	23.91	37.79	12.2	28.64
15	0	2	8	0	8	0	0	18	23.73	37.83	12.1	28.08
16	0	2	8	0	8	0	0	18	23.92	37.75	12.04	28.4
17	0	2	8	0	8	0	0	18	23.82	37.4	12.13	28.37
18	0	2	8	0	8	0	0	18	23.81	37.83	12.04	28.26
19	0	2	8	0	8	0	0	18	23.91	37.53	11.99	28.38
20	0	2	8	0	8	0	0	18	23.88	37.36	12.0	28.21

10.2.1 Bar graph : Dihedral violation statistics for each model [i](#)



The mean(dot),median(x) and the standard deviation are shown in blue with respect to the y axis on the right

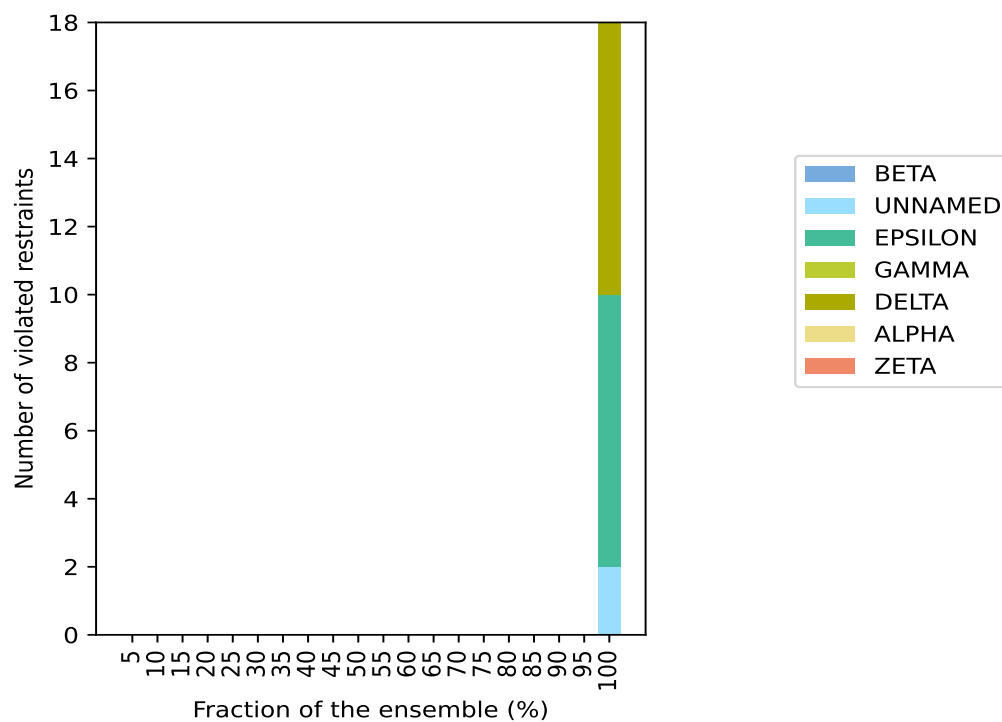
10.3 Dihedral-angle violation statistics for the ensemble

Violation analysis may find that some restraints are violated in very few models and some are violated in most of models. The following table provides this information as number of violated restraints for a given fraction of ensemble.

BETA	Number of violated restraints							Fraction of the ensemble	
	UNNAMED	EPSILON	GAMMA	DELTA	ALPHA	ZETA	Total	Count ¹	%
0	0	0	0	0	0	0	0	1	5.0
0	0	0	0	0	0	0	0	2	10.0
0	0	0	0	0	0	0	0	3	15.0
0	0	0	0	0	0	0	0	4	20.0
0	0	0	0	0	0	0	0	5	25.0
0	0	0	0	0	0	0	0	6	30.0
0	0	0	0	0	0	0	0	7	35.0
0	0	0	0	0	0	0	0	8	40.0
0	0	0	0	0	0	0	0	9	45.0
0	0	0	0	0	0	0	0	10	50.0
0	0	0	0	0	0	0	0	11	55.0
0	0	0	0	0	0	0	0	12	60.0
0	0	0	0	0	0	0	0	13	65.0
0	0	0	0	0	0	0	0	14	70.0
0	0	0	0	0	0	0	0	15	75.0
0	0	0	0	0	0	0	0	16	80.0
0	0	0	0	0	0	0	0	17	85.0
0	0	0	0	0	0	0	0	18	90.0
0	0	0	0	0	0	0	0	19	95.0
0	2	8	0	8	0	0	18	20	100.0

¹ Number of models with violations

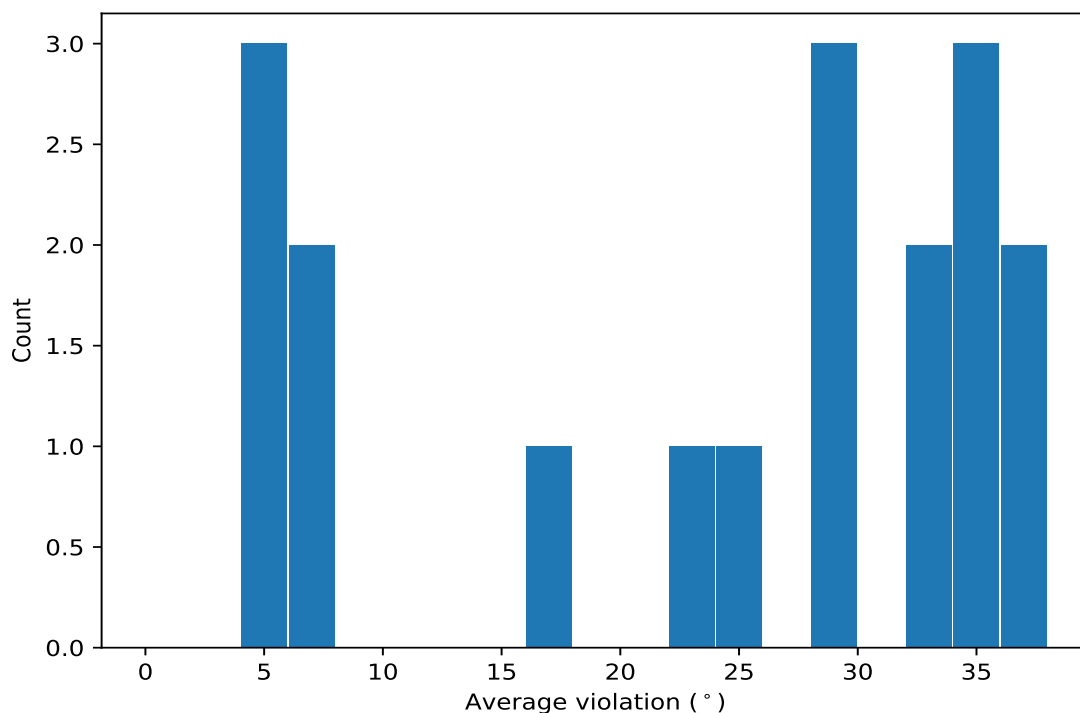
10.3.1 Bar graph : Dihedral-angle Violation statistics for the ensemble [i](#)



10.4 Most violated dihedral-angle restraints in the ensemble [i](#)

10.4.1 Histogram : Distribution of mean dihedral-angle violations [i](#)

The following histogram shows the distribution of the average value of the violation. The average is calculated for each restraint that is violated in more than one model over all the violated models in the ensemble



10.4.2 Table: Most violated dihedral-angle restraints [i](#)

The following table provides the mean and the standard deviation of the violation for each restraint sorted by number of violated models and the mean value. The Key (restraint list ID, restraint ID) is the unique identifier for a given restraint.

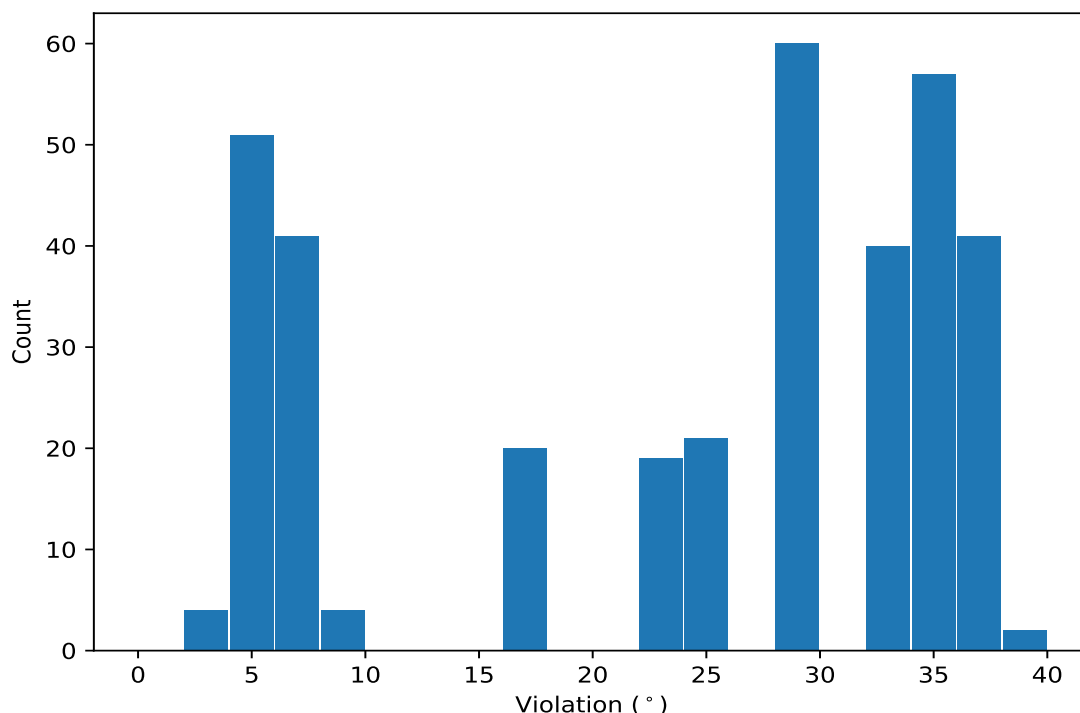
Key	Atom-1	Atom-2	Atom-3	Atom-4	Models ¹	Mean	SD ²	Median
(1,54)	1:3:A:DC:C4'	1:3:A:DC:C3'	1:3:A:DC:O3'	1:4:A:DC:P	20	37.68	0.21	37.68
(1,47)	1:11:B:DC:C5'	1:11:B:DC:C4'	1:11:B:DC:C3'	1:11:B:DC:O3'	20	36.25	0.09	36.24
(1,44)	1:8:A:DT:C5'	1:8:A:DT:C4'	1:8:A:DT:C3'	1:8:A:DT:O3'	20	35.87	0.14	35.88
(1,39)	1:3:A:DC:C5'	1:3:A:DC:C4'	1:3:A:DC:C3'	1:3:A:DC:O3'	20	35.67	0.07	35.67
(1,52)	1:16:B:DT:C5'	1:16:B:DT:C4'	1:16:B:DT:C3'	1:16:B:DT:O3'	20	35.49	0.09	35.51
(1,48)	1:12:B:DC:C5'	1:12:B:DC:C4'	1:12:B:DC:C3'	1:12:B:DC:O3'	20	33.33	0.11	33.32
(1,40)	1:4:A:DC:C5'	1:4:A:DC:C4'	1:4:A:DC:C3'	1:4:A:DC:O3'	20	33.26	0.15	33.26
(1,58)	1:11:B:DC:C4'	1:11:B:DC:C3'	1:11:B:DC:O3'	1:12:B:DC:P	20	28.69	0.19	28.64
(1,49)	1:13:B:GF2:C5'	1:13:B:GF2:C4'	1:13:B:GF2:C3'	1:13:B:GF2:O3'	20	28.5	0.18	28.5
(1,41)	1:5:A:GF2:C5'	1:5:A:GF2:C4'	1:5:A:GF2:C3'	1:5:A:GF2:O3'	20	28.42	0.21	28.43
(1,43)	1:7:A:DT:C5'	1:7:A:DT:C4'	1:7:A:DT:C3'	1:7:A:DT:O3'	20	24.93	0.46	25.02
(1,51)	1:15:B:DT:C5'	1:15:B:DT:C4'	1:15:B:DT:C3'	1:15:B:DT:O3'	20	23.65	0.2	23.6
(1,55)	1:4:A:DC:C4'	1:4:A:DC:C3'	1:4:A:DC:O3'	1:5:A:GF2:P	20	17.28	0.34	17.28
(1,56)	1:7:A:DT:C4'	1:7:A:DT:C3'	1:7:A:DT:O3'	1:8:A:DT:P	20	7.87	0.17	7.85
(1,60)	1:15:B:DT:C4'	1:15:B:DT:C3'	1:15:B:DT:O3'	1:16:B:DT:P	20	7.65	0.12	7.68
(1,53)	1:2:A:DA:C4'	1:2:A:DA:C3'	1:2:A:DA:O3'	1:3:A:DC:P	20	5.76	0.33	5.82
(1,59)	1:12:B:DC:C4'	1:12:B:DC:C3'	1:12:B:DC:O3'	1:13:B:GF2:P	20	4.91	0.5	4.82
(1,57)	1:10:B:DA:C4'	1:10:B:DA:C3'	1:10:B:DA:O3'	1:11:B:DC:P	20	4.48	0.41	4.62

¹ Number of violated models, ²Standard deviation, All angle values are in degree (°)

10.5 All violated dihedral-angle restraints [i](#)

10.5.1 Histogram : Distribution of violations [i](#)

The following histogram shows the distribution of the absolute value of the violation for all violated restraints in the ensemble.



10.5.2 Table: All violated dihedral-angle restraints [i](#)

The following table lists the absolute value of the violation for each restraint in the ensemble sorted by its value. The Key (restraint list ID, restraint ID) is the unique identifier for a given restraint.

Key	Atom-1	Atom-2	Atom-3	Atom-4	Model ID	Violation (°)
(1,54)	1:3:A:DC:C4'	1:3:A:DC:C3'	1:3:A:DC:O3'	1:4:A:DC:P	6	38.06
(1,54)	1:3:A:DC:C4'	1:3:A:DC:C3'	1:3:A:DC:O3'	1:4:A:DC:P	5	38.04
(1,54)	1:3:A:DC:C4'	1:3:A:DC:C3'	1:3:A:DC:O3'	1:4:A:DC:P	1	37.94
(1,54)	1:3:A:DC:C4'	1:3:A:DC:C3'	1:3:A:DC:O3'	1:4:A:DC:P	15	37.83
(1,54)	1:3:A:DC:C4'	1:3:A:DC:C3'	1:3:A:DC:O3'	1:4:A:DC:P	18	37.83
(1,54)	1:3:A:DC:C4'	1:3:A:DC:C3'	1:3:A:DC:O3'	1:4:A:DC:P	8	37.81
(1,54)	1:3:A:DC:C4'	1:3:A:DC:C3'	1:3:A:DC:O3'	1:4:A:DC:P	14	37.79
(1,54)	1:3:A:DC:C4'	1:3:A:DC:C3'	1:3:A:DC:O3'	1:4:A:DC:P	3	37.75
(1,54)	1:3:A:DC:C4'	1:3:A:DC:C3'	1:3:A:DC:O3'	1:4:A:DC:P	16	37.75
(1,54)	1:3:A:DC:C4'	1:3:A:DC:C3'	1:3:A:DC:O3'	1:4:A:DC:P	9	37.7
(1,54)	1:3:A:DC:C4'	1:3:A:DC:C3'	1:3:A:DC:O3'	1:4:A:DC:P	2	37.66
(1,54)	1:3:A:DC:C4'	1:3:A:DC:C3'	1:3:A:DC:O3'	1:4:A:DC:P	10	37.66
(1,54)	1:3:A:DC:C4'	1:3:A:DC:C3'	1:3:A:DC:O3'	1:4:A:DC:P	12	37.64
(1,54)	1:3:A:DC:C4'	1:3:A:DC:C3'	1:3:A:DC:O3'	1:4:A:DC:P	7	37.61

Continued on next page...

Continued from previous page...

Key	Atom-1	Atom-2	Atom-3	Atom-4	Model ID	Violation (°)
(1,54)	1:3:A:DC:C4'	1:3:A:DC:C3'	1:3:A:DC:O3'	1:4:A:DC:P	11	37.6
(1,54)	1:3:A:DC:C4'	1:3:A:DC:C3'	1:3:A:DC:O3'	1:4:A:DC:P	19	37.53
(1,54)	1:3:A:DC:C4'	1:3:A:DC:C3'	1:3:A:DC:O3'	1:4:A:DC:P	13	37.46
(1,54)	1:3:A:DC:C4'	1:3:A:DC:C3'	1:3:A:DC:O3'	1:4:A:DC:P	17	37.4
(1,54)	1:3:A:DC:C4'	1:3:A:DC:C3'	1:3:A:DC:O3'	1:4:A:DC:P	20	37.36
(1,54)	1:3:A:DC:C4'	1:3:A:DC:C3'	1:3:A:DC:O3'	1:4:A:DC:P	4	37.21
(1,47)	1:11:B:DC:C5'	1:11:B:DC:C4'	1:11:B:DC:C3'	1:11:B:DC:O3'	15	36.45
(1,47)	1:11:B:DC:C5'	1:11:B:DC:C4'	1:11:B:DC:C3'	1:11:B:DC:O3'	9	36.42
(1,47)	1:11:B:DC:C5'	1:11:B:DC:C4'	1:11:B:DC:C3'	1:11:B:DC:O3'	17	36.4
(1,47)	1:11:B:DC:C5'	1:11:B:DC:C4'	1:11:B:DC:C3'	1:11:B:DC:O3'	7	36.31
(1,47)	1:11:B:DC:C5'	1:11:B:DC:C4'	1:11:B:DC:C3'	1:11:B:DC:O3'	14	36.29
(1,47)	1:11:B:DC:C5'	1:11:B:DC:C4'	1:11:B:DC:C3'	1:11:B:DC:O3'	10	36.28
(1,47)	1:11:B:DC:C5'	1:11:B:DC:C4'	1:11:B:DC:C3'	1:11:B:DC:O3'	3	36.27
(1,47)	1:11:B:DC:C5'	1:11:B:DC:C4'	1:11:B:DC:C3'	1:11:B:DC:O3'	1	36.26
(1,47)	1:11:B:DC:C5'	1:11:B:DC:C4'	1:11:B:DC:C3'	1:11:B:DC:O3'	8	36.26
(1,47)	1:11:B:DC:C5'	1:11:B:DC:C4'	1:11:B:DC:C3'	1:11:B:DC:O3'	11	36.26
(1,47)	1:11:B:DC:C5'	1:11:B:DC:C4'	1:11:B:DC:C3'	1:11:B:DC:O3'	4	36.23
(1,47)	1:11:B:DC:C5'	1:11:B:DC:C4'	1:11:B:DC:C3'	1:11:B:DC:O3'	5	36.23
(1,47)	1:11:B:DC:C5'	1:11:B:DC:C4'	1:11:B:DC:C3'	1:11:B:DC:O3'	16	36.23
(1,47)	1:11:B:DC:C5'	1:11:B:DC:C4'	1:11:B:DC:C3'	1:11:B:DC:O3'	18	36.22
(1,47)	1:11:B:DC:C5'	1:11:B:DC:C4'	1:11:B:DC:C3'	1:11:B:DC:O3'	20	36.22
(1,47)	1:11:B:DC:C5'	1:11:B:DC:C4'	1:11:B:DC:C3'	1:11:B:DC:O3'	12	36.2
(1,47)	1:11:B:DC:C5'	1:11:B:DC:C4'	1:11:B:DC:C3'	1:11:B:DC:O3'	6	36.15
(1,47)	1:11:B:DC:C5'	1:11:B:DC:C4'	1:11:B:DC:C3'	1:11:B:DC:O3'	13	36.15
(1,47)	1:11:B:DC:C5'	1:11:B:DC:C4'	1:11:B:DC:C3'	1:11:B:DC:O3'	2	36.13
(1,44)	1:8:A:DT:C5'	1:8:A:DT:C4'	1:8:A:DT:C3'	1:8:A:DT:O3'	14	36.13
(1,47)	1:11:B:DC:C5'	1:11:B:DC:C4'	1:11:B:DC:C3'	1:11:B:DC:O3'	19	36.12
(1,44)	1:8:A:DT:C5'	1:8:A:DT:C4'	1:8:A:DT:C3'	1:8:A:DT:O3'	10	36.1
(1,44)	1:8:A:DT:C5'	1:8:A:DT:C4'	1:8:A:DT:C3'	1:8:A:DT:O3'	5	36.09
(1,44)	1:8:A:DT:C5'	1:8:A:DT:C4'	1:8:A:DT:C3'	1:8:A:DT:O3'	7	35.97
(1,44)	1:8:A:DT:C5'	1:8:A:DT:C4'	1:8:A:DT:C3'	1:8:A:DT:O3'	4	35.92
(1,44)	1:8:A:DT:C5'	1:8:A:DT:C4'	1:8:A:DT:C3'	1:8:A:DT:O3'	15	35.91
(1,44)	1:8:A:DT:C5'	1:8:A:DT:C4'	1:8:A:DT:C3'	1:8:A:DT:O3'	17	35.91
(1,44)	1:8:A:DT:C5'	1:8:A:DT:C4'	1:8:A:DT:C3'	1:8:A:DT:O3'	1	35.89
(1,44)	1:8:A:DT:C5'	1:8:A:DT:C4'	1:8:A:DT:C3'	1:8:A:DT:O3'	11	35.89
(1,44)	1:8:A:DT:C5'	1:8:A:DT:C4'	1:8:A:DT:C3'	1:8:A:DT:O3'	3	35.88
(1,44)	1:8:A:DT:C5'	1:8:A:DT:C4'	1:8:A:DT:C3'	1:8:A:DT:O3'	16	35.88
(1,44)	1:8:A:DT:C5'	1:8:A:DT:C4'	1:8:A:DT:C3'	1:8:A:DT:O3'	13	35.84
(1,44)	1:8:A:DT:C5'	1:8:A:DT:C4'	1:8:A:DT:C3'	1:8:A:DT:O3'	20	35.84
(1,44)	1:8:A:DT:C5'	1:8:A:DT:C4'	1:8:A:DT:C3'	1:8:A:DT:O3'	18	35.82
(1,44)	1:8:A:DT:C5'	1:8:A:DT:C4'	1:8:A:DT:C3'	1:8:A:DT:O3'	9	35.81
(1,39)	1:3:A:DC:C5'	1:3:A:DC:C4'	1:3:A:DC:C3'	1:3:A:DC:O3'	8	35.78
(1,44)	1:8:A:DT:C5'	1:8:A:DT:C4'	1:8:A:DT:C3'	1:8:A:DT:O3'	8	35.76
(1,44)	1:8:A:DT:C5'	1:8:A:DT:C4'	1:8:A:DT:C3'	1:8:A:DT:O3'	19	35.75
(1,39)	1:3:A:DC:C5'	1:3:A:DC:C4'	1:3:A:DC:C3'	1:3:A:DC:O3'	2	35.74
(1,44)	1:8:A:DT:C5'	1:8:A:DT:C4'	1:8:A:DT:C3'	1:8:A:DT:O3'	2	35.73
(1,39)	1:3:A:DC:C5'	1:3:A:DC:C4'	1:3:A:DC:C3'	1:3:A:DC:O3'	7	35.73
(1,39)	1:3:A:DC:C5'	1:3:A:DC:C4'	1:3:A:DC:C3'	1:3:A:DC:O3'	19	35.73
(1,39)	1:3:A:DC:C5'	1:3:A:DC:C4'	1:3:A:DC:C3'	1:3:A:DC:O3'	17	35.71
(1,39)	1:3:A:DC:C5'	1:3:A:DC:C4'	1:3:A:DC:C3'	1:3:A:DC:O3'	20	35.71
(1,44)	1:8:A:DT:C5'	1:8:A:DT:C4'	1:8:A:DT:C3'	1:8:A:DT:O3'	6	35.7

Continued on next page...

Continued from previous page...

Key	Atom-1	Atom-2	Atom-3	Atom-4	Model ID	Violation (°)
(1,39)	1:3:A:DC:C5'	1:3:A:DC:C4'	1:3:A:DC:C3'	1:3:A:DC:O3'	4	35.69
(1,39)	1:3:A:DC:C5'	1:3:A:DC:C4'	1:3:A:DC:C3'	1:3:A:DC:O3'	11	35.69
(1,39)	1:3:A:DC:C5'	1:3:A:DC:C4'	1:3:A:DC:C3'	1:3:A:DC:O3'	12	35.68
(1,39)	1:3:A:DC:C5'	1:3:A:DC:C4'	1:3:A:DC:C3'	1:3:A:DC:O3'	15	35.68
(1,39)	1:3:A:DC:C5'	1:3:A:DC:C4'	1:3:A:DC:C3'	1:3:A:DC:O3'	5	35.67
(1,39)	1:3:A:DC:C5'	1:3:A:DC:C4'	1:3:A:DC:C3'	1:3:A:DC:O3'	10	35.67
(1,39)	1:3:A:DC:C5'	1:3:A:DC:C4'	1:3:A:DC:C3'	1:3:A:DC:O3'	14	35.67
(1,52)	1:16:B:DT:C5'	1:16:B:DT:C4'	1:16:B:DT:C3'	1:16:B:DT:O3'	8	35.66
(1,39)	1:3:A:DC:C5'	1:3:A:DC:C4'	1:3:A:DC:C3'	1:3:A:DC:O3'	18	35.66
(1,39)	1:3:A:DC:C5'	1:3:A:DC:C4'	1:3:A:DC:C3'	1:3:A:DC:O3'	13	35.64
(1,39)	1:3:A:DC:C5'	1:3:A:DC:C4'	1:3:A:DC:C3'	1:3:A:DC:O3'	16	35.64
(1,52)	1:16:B:DT:C5'	1:16:B:DT:C4'	1:16:B:DT:C3'	1:16:B:DT:O3'	6	35.63
(1,52)	1:16:B:DT:C5'	1:16:B:DT:C4'	1:16:B:DT:C3'	1:16:B:DT:O3'	16	35.6
(1,39)	1:3:A:DC:C5'	1:3:A:DC:C4'	1:3:A:DC:C3'	1:3:A:DC:O3'	9	35.59
(1,52)	1:16:B:DT:C5'	1:16:B:DT:C4'	1:16:B:DT:C3'	1:16:B:DT:O3'	7	35.58
(1,39)	1:3:A:DC:C5'	1:3:A:DC:C4'	1:3:A:DC:C3'	1:3:A:DC:O3'	3	35.57
(1,39)	1:3:A:DC:C5'	1:3:A:DC:C4'	1:3:A:DC:C3'	1:3:A:DC:O3'	6	35.57
(1,52)	1:16:B:DT:C5'	1:16:B:DT:C4'	1:16:B:DT:C3'	1:16:B:DT:O3'	4	35.55
(1,52)	1:16:B:DT:C5'	1:16:B:DT:C4'	1:16:B:DT:C3'	1:16:B:DT:O3'	20	35.55
(1,52)	1:16:B:DT:C5'	1:16:B:DT:C4'	1:16:B:DT:C3'	1:16:B:DT:O3'	1	35.53
(1,52)	1:16:B:DT:C5'	1:16:B:DT:C4'	1:16:B:DT:C3'	1:16:B:DT:O3'	10	35.53
(1,52)	1:16:B:DT:C5'	1:16:B:DT:C4'	1:16:B:DT:C3'	1:16:B:DT:O3'	13	35.53
(1,52)	1:16:B:DT:C5'	1:16:B:DT:C4'	1:16:B:DT:C3'	1:16:B:DT:O3'	19	35.52
(1,52)	1:16:B:DT:C5'	1:16:B:DT:C4'	1:16:B:DT:C3'	1:16:B:DT:O3'	3	35.5
(1,44)	1:8:A:DT:C5'	1:8:A:DT:C4'	1:8:A:DT:C3'	1:8:A:DT:O3'	12	35.5
(1,52)	1:16:B:DT:C5'	1:16:B:DT:C4'	1:16:B:DT:C3'	1:16:B:DT:O3'	5	35.49
(1,39)	1:3:A:DC:C5'	1:3:A:DC:C4'	1:3:A:DC:C3'	1:3:A:DC:O3'	1	35.48
(1,52)	1:16:B:DT:C5'	1:16:B:DT:C4'	1:16:B:DT:C3'	1:16:B:DT:O3'	17	35.47
(1,52)	1:16:B:DT:C5'	1:16:B:DT:C4'	1:16:B:DT:C3'	1:16:B:DT:O3'	12	35.44
(1,52)	1:16:B:DT:C5'	1:16:B:DT:C4'	1:16:B:DT:C3'	1:16:B:DT:O3'	11	35.41
(1,52)	1:16:B:DT:C5'	1:16:B:DT:C4'	1:16:B:DT:C3'	1:16:B:DT:O3'	14	35.41
(1,52)	1:16:B:DT:C5'	1:16:B:DT:C4'	1:16:B:DT:C3'	1:16:B:DT:O3'	9	35.4
(1,52)	1:16:B:DT:C5'	1:16:B:DT:C4'	1:16:B:DT:C3'	1:16:B:DT:O3'	18	35.38
(1,52)	1:16:B:DT:C5'	1:16:B:DT:C4'	1:16:B:DT:C3'	1:16:B:DT:O3'	2	35.32
(1,52)	1:16:B:DT:C5'	1:16:B:DT:C4'	1:16:B:DT:C3'	1:16:B:DT:O3'	15	35.31
(1,40)	1:4:A:DC:C5'	1:4:A:DC:C4'	1:4:A:DC:C3'	1:4:A:DC:O3'	11	33.52
(1,48)	1:12:B:DC:C5'	1:12:B:DC:C4'	1:12:B:DC:C3'	1:12:B:DC:O3'	8	33.49
(1,40)	1:4:A:DC:C5'	1:4:A:DC:C4'	1:4:A:DC:C3'	1:4:A:DC:O3'	1	33.48
(1,48)	1:12:B:DC:C5'	1:12:B:DC:C4'	1:12:B:DC:C3'	1:12:B:DC:O3'	1	33.47
(1,48)	1:12:B:DC:C5'	1:12:B:DC:C4'	1:12:B:DC:C3'	1:12:B:DC:O3'	5	33.47
(1,48)	1:12:B:DC:C5'	1:12:B:DC:C4'	1:12:B:DC:C3'	1:12:B:DC:O3'	6	33.46
(1,48)	1:12:B:DC:C5'	1:12:B:DC:C4'	1:12:B:DC:C3'	1:12:B:DC:O3'	19	33.46
(1,40)	1:4:A:DC:C5'	1:4:A:DC:C4'	1:4:A:DC:C3'	1:4:A:DC:O3'	10	33.46
(1,48)	1:12:B:DC:C5'	1:12:B:DC:C4'	1:12:B:DC:C3'	1:12:B:DC:O3'	2	33.4
(1,48)	1:12:B:DC:C5'	1:12:B:DC:C4'	1:12:B:DC:C3'	1:12:B:DC:O3'	9	33.4
(1,48)	1:12:B:DC:C5'	1:12:B:DC:C4'	1:12:B:DC:C3'	1:12:B:DC:O3'	17	33.36
(1,40)	1:4:A:DC:C5'	1:4:A:DC:C4'	1:4:A:DC:C3'	1:4:A:DC:O3'	5	33.34
(1,40)	1:4:A:DC:C5'	1:4:A:DC:C4'	1:4:A:DC:C3'	1:4:A:DC:O3'	9	33.34
(1,40)	1:4:A:DC:C5'	1:4:A:DC:C4'	1:4:A:DC:C3'	1:4:A:DC:O3'	14	33.34
(1,48)	1:12:B:DC:C5'	1:12:B:DC:C4'	1:12:B:DC:C3'	1:12:B:DC:O3'	4	33.33
(1,40)	1:4:A:DC:C5'	1:4:A:DC:C4'	1:4:A:DC:C3'	1:4:A:DC:O3'	13	33.33

Continued on next page...

Continued from previous page...

Key	Atom-1	Atom-2	Atom-3	Atom-4	Model ID	Violation (°)
(1,48)	1:12:B:DC:C5'	1:12:B:DC:C4'	1:12:B:DC:C3'	1:12:B:DC:O3'	13	33.32
(1,48)	1:12:B:DC:C5'	1:12:B:DC:C4'	1:12:B:DC:C3'	1:12:B:DC:O3'	14	33.32
(1,40)	1:4:A:DC:C5'	1:4:A:DC:C4'	1:4:A:DC:C3'	1:4:A:DC:O3'	8	33.32
(1,40)	1:4:A:DC:C5'	1:4:A:DC:C4'	1:4:A:DC:C3'	1:4:A:DC:O3'	19	33.32
(1,48)	1:12:B:DC:C5'	1:12:B:DC:C4'	1:12:B:DC:C3'	1:12:B:DC:O3'	10	33.31
(1,48)	1:12:B:DC:C5'	1:12:B:DC:C4'	1:12:B:DC:C3'	1:12:B:DC:O3'	12	33.3
(1,48)	1:12:B:DC:C5'	1:12:B:DC:C4'	1:12:B:DC:C3'	1:12:B:DC:O3'	16	33.3
(1,48)	1:12:B:DC:C5'	1:12:B:DC:C4'	1:12:B:DC:C3'	1:12:B:DC:O3'	7	33.29
(1,40)	1:4:A:DC:C5'	1:4:A:DC:C4'	1:4:A:DC:C3'	1:4:A:DC:O3'	7	33.28
(1,48)	1:12:B:DC:C5'	1:12:B:DC:C4'	1:12:B:DC:C3'	1:12:B:DC:O3'	20	33.27
(1,40)	1:4:A:DC:C5'	1:4:A:DC:C4'	1:4:A:DC:C3'	1:4:A:DC:O3'	2	33.25
(1,48)	1:12:B:DC:C5'	1:12:B:DC:C4'	1:12:B:DC:C3'	1:12:B:DC:O3'	11	33.24
(1,40)	1:4:A:DC:C5'	1:4:A:DC:C4'	1:4:A:DC:C3'	1:4:A:DC:O3'	6	33.24
(1,40)	1:4:A:DC:C5'	1:4:A:DC:C4'	1:4:A:DC:C3'	1:4:A:DC:O3'	17	33.23
(1,40)	1:4:A:DC:C5'	1:4:A:DC:C4'	1:4:A:DC:C3'	1:4:A:DC:O3'	3	33.22
(1,40)	1:4:A:DC:C5'	1:4:A:DC:C4'	1:4:A:DC:C3'	1:4:A:DC:O3'	12	33.21
(1,40)	1:4:A:DC:C5'	1:4:A:DC:C4'	1:4:A:DC:C3'	1:4:A:DC:O3'	20	33.2
(1,48)	1:12:B:DC:C5'	1:12:B:DC:C4'	1:12:B:DC:C3'	1:12:B:DC:O3'	3	33.19
(1,40)	1:4:A:DC:C5'	1:4:A:DC:C4'	1:4:A:DC:C3'	1:4:A:DC:O3'	16	33.15
(1,48)	1:12:B:DC:C5'	1:12:B:DC:C4'	1:12:B:DC:C3'	1:12:B:DC:O3'	15	33.11
(1,48)	1:12:B:DC:C5'	1:12:B:DC:C4'	1:12:B:DC:C3'	1:12:B:DC:O3'	18	33.11
(1,40)	1:4:A:DC:C5'	1:4:A:DC:C4'	1:4:A:DC:C3'	1:4:A:DC:O3'	4	33.09
(1,40)	1:4:A:DC:C5'	1:4:A:DC:C4'	1:4:A:DC:C3'	1:4:A:DC:O3'	18	32.95
(1,40)	1:4:A:DC:C5'	1:4:A:DC:C4'	1:4:A:DC:C3'	1:4:A:DC:O3'	15	32.9
(1,58)	1:11:B:DC:C4'	1:11:B:DC:C3'	1:11:B:DC:O3'	1:12:B:DC:P	5	29.11
(1,58)	1:11:B:DC:C4'	1:11:B:DC:C3'	1:11:B:DC:O3'	1:12:B:DC:P	8	29.01
(1,58)	1:11:B:DC:C4'	1:11:B:DC:C3'	1:11:B:DC:O3'	1:12:B:DC:P	6	28.98
(1,49)	1:13:B:GF2:C5'	1:13:B:GF2:C4'	1:13:B:GF2:C3'	1:13:B:GF2:O3'	1	28.9
(1,58)	1:11:B:DC:C4'	1:11:B:DC:C3'	1:11:B:DC:O3'	1:12:B:DC:P	19	28.88
(1,58)	1:11:B:DC:C4'	1:11:B:DC:C3'	1:11:B:DC:O3'	1:12:B:DC:P	1	28.87
(1,41)	1:5:A:GF2:C5'	1:5:A:GF2:C4'	1:5:A:GF2:C3'	1:5:A:GF2:O3'	1	28.85
(1,58)	1:11:B:DC:C4'	1:11:B:DC:C3'	1:11:B:DC:O3'	1:12:B:DC:P	14	28.82
(1,49)	1:13:B:GF2:C5'	1:13:B:GF2:C4'	1:13:B:GF2:C3'	1:13:B:GF2:O3'	5	28.77
(1,49)	1:13:B:GF2:C5'	1:13:B:GF2:C4'	1:13:B:GF2:C3'	1:13:B:GF2:O3'	14	28.73
(1,58)	1:11:B:DC:C4'	1:11:B:DC:C3'	1:11:B:DC:O3'	1:12:B:DC:P	2	28.72
(1,41)	1:5:A:GF2:C5'	1:5:A:GF2:C4'	1:5:A:GF2:C3'	1:5:A:GF2:O3'	5	28.71
(1,58)	1:11:B:DC:C4'	1:11:B:DC:C3'	1:11:B:DC:O3'	1:12:B:DC:P	20	28.7
(1,58)	1:11:B:DC:C4'	1:11:B:DC:C3'	1:11:B:DC:O3'	1:12:B:DC:P	3	28.69
(1,58)	1:11:B:DC:C4'	1:11:B:DC:C3'	1:11:B:DC:O3'	1:12:B:DC:P	18	28.69
(1,49)	1:13:B:GF2:C5'	1:13:B:GF2:C4'	1:13:B:GF2:C3'	1:13:B:GF2:O3'	2	28.66
(1,41)	1:5:A:GF2:C5'	1:5:A:GF2:C4'	1:5:A:GF2:C3'	1:5:A:GF2:O3'	6	28.64
(1,41)	1:5:A:GF2:C5'	1:5:A:GF2:C4'	1:5:A:GF2:C3'	1:5:A:GF2:O3'	2	28.63
(1,49)	1:13:B:GF2:C5'	1:13:B:GF2:C4'	1:13:B:GF2:C3'	1:13:B:GF2:O3'	6	28.62
(1,41)	1:5:A:GF2:C5'	1:5:A:GF2:C4'	1:5:A:GF2:C3'	1:5:A:GF2:O3'	9	28.6
(1,58)	1:11:B:DC:C4'	1:11:B:DC:C3'	1:11:B:DC:O3'	1:12:B:DC:P	12	28.59
(1,58)	1:11:B:DC:C4'	1:11:B:DC:C3'	1:11:B:DC:O3'	1:12:B:DC:P	4	28.58
(1,58)	1:11:B:DC:C4'	1:11:B:DC:C3'	1:11:B:DC:O3'	1:12:B:DC:P	9	28.58
(1,58)	1:11:B:DC:C4'	1:11:B:DC:C3'	1:11:B:DC:O3'	1:12:B:DC:P	13	28.58
(1,49)	1:13:B:GF2:C5'	1:13:B:GF2:C4'	1:13:B:GF2:C3'	1:13:B:GF2:O3'	10	28.57
(1,49)	1:13:B:GF2:C5'	1:13:B:GF2:C4'	1:13:B:GF2:C3'	1:13:B:GF2:O3'	13	28.57
(1,49)	1:13:B:GF2:C5'	1:13:B:GF2:C4'	1:13:B:GF2:C3'	1:13:B:GF2:O3'	9	28.56

Continued on next page...

Continued from previous page...

Key	Atom-1	Atom-2	Atom-3	Atom-4	Model ID	Violation (°)
(1,41)	1:5:A:GF2:C5'	1:5:A:GF2:C4'	1:5:A:GF2:C3'	1:5:A:GF2:O3'	14	28.54
(1,49)	1:13:B:GF2:C5'	1:13:B:GF2:C4'	1:13:B:GF2:C3'	1:13:B:GF2:O3'	8	28.53
(1,49)	1:13:B:GF2:C5'	1:13:B:GF2:C4'	1:13:B:GF2:C3'	1:13:B:GF2:O3'	11	28.53
(1,58)	1:11:B:DC:C4'	1:11:B:DC:C3'	1:11:B:DC:O3'	1:12:B:DC:P	16	28.52
(1,58)	1:11:B:DC:C4'	1:11:B:DC:C3'	1:11:B:DC:O3'	1:12:B:DC:P	17	28.52
(1,58)	1:11:B:DC:C4'	1:11:B:DC:C3'	1:11:B:DC:O3'	1:12:B:DC:P	11	28.5
(1,58)	1:11:B:DC:C4'	1:11:B:DC:C3'	1:11:B:DC:O3'	1:12:B:DC:P	7	28.49
(1,41)	1:5:A:GF2:C5'	1:5:A:GF2:C4'	1:5:A:GF2:C3'	1:5:A:GF2:O3'	10	28.49
(1,41)	1:5:A:GF2:C5'	1:5:A:GF2:C4'	1:5:A:GF2:C3'	1:5:A:GF2:O3'	3	28.48
(1,58)	1:11:B:DC:C4'	1:11:B:DC:C3'	1:11:B:DC:O3'	1:12:B:DC:P	10	28.47
(1,49)	1:13:B:GF2:C5'	1:13:B:GF2:C4'	1:13:B:GF2:C3'	1:13:B:GF2:O3'	19	28.47
(1,41)	1:5:A:GF2:C5'	1:5:A:GF2:C4'	1:5:A:GF2:C3'	1:5:A:GF2:O3'	11	28.47
(1,49)	1:13:B:GF2:C5'	1:13:B:GF2:C4'	1:13:B:GF2:C3'	1:13:B:GF2:O3'	7	28.46
(1,49)	1:13:B:GF2:C5'	1:13:B:GF2:C4'	1:13:B:GF2:C3'	1:13:B:GF2:O3'	3	28.44
(1,41)	1:5:A:GF2:C5'	1:5:A:GF2:C4'	1:5:A:GF2:C3'	1:5:A:GF2:O3'	8	28.43
(1,41)	1:5:A:GF2:C5'	1:5:A:GF2:C4'	1:5:A:GF2:C3'	1:5:A:GF2:O3'	16	28.43
(1,41)	1:5:A:GF2:C5'	1:5:A:GF2:C4'	1:5:A:GF2:C3'	1:5:A:GF2:O3'	12	28.42
(1,58)	1:11:B:DC:C4'	1:11:B:DC:C3'	1:11:B:DC:O3'	1:12:B:DC:P	15	28.41
(1,49)	1:13:B:GF2:C5'	1:13:B:GF2:C4'	1:13:B:GF2:C3'	1:13:B:GF2:O3'	4	28.4
(1,49)	1:13:B:GF2:C5'	1:13:B:GF2:C4'	1:13:B:GF2:C3'	1:13:B:GF2:O3'	17	28.4
(1,49)	1:13:B:GF2:C5'	1:13:B:GF2:C4'	1:13:B:GF2:C3'	1:13:B:GF2:O3'	16	28.36
(1,41)	1:5:A:GF2:C5'	1:5:A:GF2:C4'	1:5:A:GF2:C3'	1:5:A:GF2:O3'	13	28.36
(1,41)	1:5:A:GF2:C5'	1:5:A:GF2:C4'	1:5:A:GF2:C3'	1:5:A:GF2:O3'	17	28.34
(1,49)	1:13:B:GF2:C5'	1:13:B:GF2:C4'	1:13:B:GF2:C3'	1:13:B:GF2:O3'	20	28.33
(1,41)	1:5:A:GF2:C5'	1:5:A:GF2:C4'	1:5:A:GF2:C3'	1:5:A:GF2:O3'	7	28.32
(1,41)	1:5:A:GF2:C5'	1:5:A:GF2:C4'	1:5:A:GF2:C3'	1:5:A:GF2:O3'	19	28.28
(1,41)	1:5:A:GF2:C5'	1:5:A:GF2:C4'	1:5:A:GF2:C3'	1:5:A:GF2:O3'	18	28.27
(1,49)	1:13:B:GF2:C5'	1:13:B:GF2:C4'	1:13:B:GF2:C3'	1:13:B:GF2:O3'	18	28.26
(1,49)	1:13:B:GF2:C5'	1:13:B:GF2:C4'	1:13:B:GF2:C3'	1:13:B:GF2:O3'	12	28.24
(1,49)	1:13:B:GF2:C5'	1:13:B:GF2:C4'	1:13:B:GF2:C3'	1:13:B:GF2:O3'	15	28.13
(1,41)	1:5:A:GF2:C5'	1:5:A:GF2:C4'	1:5:A:GF2:C3'	1:5:A:GF2:O3'	20	28.09
(1,41)	1:5:A:GF2:C5'	1:5:A:GF2:C4'	1:5:A:GF2:C3'	1:5:A:GF2:O3'	4	28.08
(1,41)	1:5:A:GF2:C5'	1:5:A:GF2:C4'	1:5:A:GF2:C3'	1:5:A:GF2:O3'	15	28.02
(1,43)	1:7:A:DT:C5'	1:7:A:DT:C4'	1:7:A:DT:C3'	1:7:A:DT:O3'	14	25.81
(1,43)	1:7:A:DT:C5'	1:7:A:DT:C4'	1:7:A:DT:C3'	1:7:A:DT:O3'	10	25.5
(1,43)	1:7:A:DT:C5'	1:7:A:DT:C4'	1:7:A:DT:C3'	1:7:A:DT:O3'	5	25.35
(1,43)	1:7:A:DT:C5'	1:7:A:DT:C4'	1:7:A:DT:C3'	1:7:A:DT:O3'	1	25.32
(1,43)	1:7:A:DT:C5'	1:7:A:DT:C4'	1:7:A:DT:C3'	1:7:A:DT:O3'	17	25.3
(1,43)	1:7:A:DT:C5'	1:7:A:DT:C4'	1:7:A:DT:C3'	1:7:A:DT:O3'	20	25.26
(1,43)	1:7:A:DT:C5'	1:7:A:DT:C4'	1:7:A:DT:C3'	1:7:A:DT:O3'	11	25.07
(1,43)	1:7:A:DT:C5'	1:7:A:DT:C4'	1:7:A:DT:C3'	1:7:A:DT:O3'	8	25.06
(1,43)	1:7:A:DT:C5'	1:7:A:DT:C4'	1:7:A:DT:C3'	1:7:A:DT:O3'	7	25.03
(1,43)	1:7:A:DT:C5'	1:7:A:DT:C4'	1:7:A:DT:C3'	1:7:A:DT:O3'	16	25.03
(1,43)	1:7:A:DT:C5'	1:7:A:DT:C4'	1:7:A:DT:C3'	1:7:A:DT:O3'	13	25.01
(1,43)	1:7:A:DT:C5'	1:7:A:DT:C4'	1:7:A:DT:C3'	1:7:A:DT:O3'	4	24.96
(1,43)	1:7:A:DT:C5'	1:7:A:DT:C4'	1:7:A:DT:C3'	1:7:A:DT:O3'	9	24.94
(1,43)	1:7:A:DT:C5'	1:7:A:DT:C4'	1:7:A:DT:C3'	1:7:A:DT:O3'	19	24.92
(1,43)	1:7:A:DT:C5'	1:7:A:DT:C4'	1:7:A:DT:C3'	1:7:A:DT:O3'	3	24.71
(1,43)	1:7:A:DT:C5'	1:7:A:DT:C4'	1:7:A:DT:C3'	1:7:A:DT:O3'	2	24.65
(1,43)	1:7:A:DT:C5'	1:7:A:DT:C4'	1:7:A:DT:C3'	1:7:A:DT:O3'	18	24.46
(1,43)	1:7:A:DT:C5'	1:7:A:DT:C4'	1:7:A:DT:C3'	1:7:A:DT:O3'	6	24.3

Continued on next page...

Continued from previous page...

Key	Atom-1	Atom-2	Atom-3	Atom-4	Model ID	Violation (°)
(1,43)	1:7:A:DT:C5'	1:7:A:DT:C4'	1:7:A:DT:C3'	1:7:A:DT:O3'	15	24.08
(1,51)	1:15:B:DT:C5'	1:15:B:DT:C4'	1:15:B:DT:C3'	1:15:B:DT:O3'	6	24.06
(1,51)	1:15:B:DT:C5'	1:15:B:DT:C4'	1:15:B:DT:C3'	1:15:B:DT:O3'	16	24.0
(1,51)	1:15:B:DT:C5'	1:15:B:DT:C4'	1:15:B:DT:C3'	1:15:B:DT:O3'	1	23.94
(1,43)	1:7:A:DT:C5'	1:7:A:DT:C4'	1:7:A:DT:C3'	1:7:A:DT:O3'	12	23.88
(1,51)	1:15:B:DT:C5'	1:15:B:DT:C4'	1:15:B:DT:C3'	1:15:B:DT:O3'	15	23.85
(1,51)	1:15:B:DT:C5'	1:15:B:DT:C4'	1:15:B:DT:C3'	1:15:B:DT:O3'	10	23.81
(1,51)	1:15:B:DT:C5'	1:15:B:DT:C4'	1:15:B:DT:C3'	1:15:B:DT:O3'	20	23.79
(1,51)	1:15:B:DT:C5'	1:15:B:DT:C4'	1:15:B:DT:C3'	1:15:B:DT:O3'	7	23.72
(1,51)	1:15:B:DT:C5'	1:15:B:DT:C4'	1:15:B:DT:C3'	1:15:B:DT:O3'	12	23.71
(1,51)	1:15:B:DT:C5'	1:15:B:DT:C4'	1:15:B:DT:C3'	1:15:B:DT:O3'	5	23.61
(1,51)	1:15:B:DT:C5'	1:15:B:DT:C4'	1:15:B:DT:C3'	1:15:B:DT:O3'	18	23.6
(1,51)	1:15:B:DT:C5'	1:15:B:DT:C4'	1:15:B:DT:C3'	1:15:B:DT:O3'	2	23.59
(1,51)	1:15:B:DT:C5'	1:15:B:DT:C4'	1:15:B:DT:C3'	1:15:B:DT:O3'	14	23.57
(1,51)	1:15:B:DT:C5'	1:15:B:DT:C4'	1:15:B:DT:C3'	1:15:B:DT:O3'	8	23.54
(1,51)	1:15:B:DT:C5'	1:15:B:DT:C4'	1:15:B:DT:C3'	1:15:B:DT:O3'	17	23.54
(1,51)	1:15:B:DT:C5'	1:15:B:DT:C4'	1:15:B:DT:C3'	1:15:B:DT:O3'	11	23.49
(1,51)	1:15:B:DT:C5'	1:15:B:DT:C4'	1:15:B:DT:C3'	1:15:B:DT:O3'	13	23.48
(1,51)	1:15:B:DT:C5'	1:15:B:DT:C4'	1:15:B:DT:C3'	1:15:B:DT:O3'	3	23.45
(1,51)	1:15:B:DT:C5'	1:15:B:DT:C4'	1:15:B:DT:C3'	1:15:B:DT:O3'	19	23.45
(1,51)	1:15:B:DT:C5'	1:15:B:DT:C4'	1:15:B:DT:C3'	1:15:B:DT:O3'	9	23.41
(1,51)	1:15:B:DT:C5'	1:15:B:DT:C4'	1:15:B:DT:C3'	1:15:B:DT:O3'	4	23.36
(1,55)	1:4:A:DC:C4'	1:4:A:DC:C3'	1:4:A:DC:O3'	1:5:A:GF2:P	6	17.92
(1,55)	1:4:A:DC:C4'	1:4:A:DC:C3'	1:4:A:DC:O3'	1:5:A:GF2:P	5	17.8
(1,55)	1:4:A:DC:C4'	1:4:A:DC:C3'	1:4:A:DC:O3'	1:5:A:GF2:P	1	17.74
(1,55)	1:4:A:DC:C4'	1:4:A:DC:C3'	1:4:A:DC:O3'	1:5:A:GF2:P	8	17.63
(1,55)	1:4:A:DC:C4'	1:4:A:DC:C3'	1:4:A:DC:O3'	1:5:A:GF2:P	2	17.54
(1,55)	1:4:A:DC:C4'	1:4:A:DC:C3'	1:4:A:DC:O3'	1:5:A:GF2:P	3	17.49
(1,55)	1:4:A:DC:C4'	1:4:A:DC:C3'	1:4:A:DC:O3'	1:5:A:GF2:P	15	17.44
(1,55)	1:4:A:DC:C4'	1:4:A:DC:C3'	1:4:A:DC:O3'	1:5:A:GF2:P	18	17.43
(1,55)	1:4:A:DC:C4'	1:4:A:DC:C3'	1:4:A:DC:O3'	1:5:A:GF2:P	16	17.4
(1,55)	1:4:A:DC:C4'	1:4:A:DC:C3'	1:4:A:DC:O3'	1:5:A:GF2:P	19	17.29
(1,55)	1:4:A:DC:C4'	1:4:A:DC:C3'	1:4:A:DC:O3'	1:5:A:GF2:P	9	17.27
(1,55)	1:4:A:DC:C4'	1:4:A:DC:C3'	1:4:A:DC:O3'	1:5:A:GF2:P	12	17.12
(1,55)	1:4:A:DC:C4'	1:4:A:DC:C3'	1:4:A:DC:O3'	1:5:A:GF2:P	13	17.1
(1,55)	1:4:A:DC:C4'	1:4:A:DC:C3'	1:4:A:DC:O3'	1:5:A:GF2:P	20	17.06
(1,55)	1:4:A:DC:C4'	1:4:A:DC:C3'	1:4:A:DC:O3'	1:5:A:GF2:P	4	17.05
(1,55)	1:4:A:DC:C4'	1:4:A:DC:C3'	1:4:A:DC:O3'	1:5:A:GF2:P	14	16.98
(1,55)	1:4:A:DC:C4'	1:4:A:DC:C3'	1:4:A:DC:O3'	1:5:A:GF2:P	11	16.88
(1,55)	1:4:A:DC:C4'	1:4:A:DC:C3'	1:4:A:DC:O3'	1:5:A:GF2:P	10	16.86
(1,55)	1:4:A:DC:C4'	1:4:A:DC:C3'	1:4:A:DC:O3'	1:5:A:GF2:P	17	16.8
(1,55)	1:4:A:DC:C4'	1:4:A:DC:C3'	1:4:A:DC:O3'	1:5:A:GF2:P	7	16.77
(1,56)	1:7:A:DT:C4'	1:7:A:DT:C3'	1:7:A:DT:O3'	1:8:A:DT:P	12	8.26
(1,56)	1:7:A:DT:C4'	1:7:A:DT:C3'	1:7:A:DT:O3'	1:8:A:DT:P	17	8.24
(1,56)	1:7:A:DT:C4'	1:7:A:DT:C3'	1:7:A:DT:O3'	1:8:A:DT:P	11	8.05
(1,56)	1:7:A:DT:C4'	1:7:A:DT:C3'	1:7:A:DT:O3'	1:8:A:DT:P	9	8.0
(1,56)	1:7:A:DT:C4'	1:7:A:DT:C3'	1:7:A:DT:O3'	1:8:A:DT:P	6	7.98
(1,56)	1:7:A:DT:C4'	1:7:A:DT:C3'	1:7:A:DT:O3'	1:8:A:DT:P	1	7.92
(1,56)	1:7:A:DT:C4'	1:7:A:DT:C3'	1:7:A:DT:O3'	1:8:A:DT:P	3	7.92
(1,56)	1:7:A:DT:C4'	1:7:A:DT:C3'	1:7:A:DT:O3'	1:8:A:DT:P	14	7.9
(1,60)	1:15:B:DT:C4'	1:15:B:DT:C3'	1:15:B:DT:O3'	1:16:B:DT:P	19	7.85

Continued on next page...

Continued from previous page...

Key	Atom-1	Atom-2	Atom-3	Atom-4	Model ID	Violation (°)
(1,56)	1:7:A:DT:C4'	1:7:A:DT:C3'	1:7:A:DT:O3'	1:8:A:DT:P	7	7.85
(1,56)	1:7:A:DT:C4'	1:7:A:DT:C3'	1:7:A:DT:O3'	1:8:A:DT:P	8	7.85
(1,56)	1:7:A:DT:C4'	1:7:A:DT:C3'	1:7:A:DT:O3'	1:8:A:DT:P	13	7.85
(1,56)	1:7:A:DT:C4'	1:7:A:DT:C3'	1:7:A:DT:O3'	1:8:A:DT:P	16	7.84
(1,56)	1:7:A:DT:C4'	1:7:A:DT:C3'	1:7:A:DT:O3'	1:8:A:DT:P	2	7.82
(1,56)	1:7:A:DT:C4'	1:7:A:DT:C3'	1:7:A:DT:O3'	1:8:A:DT:P	10	7.82
(1,60)	1:15:B:DT:C4'	1:15:B:DT:C3'	1:15:B:DT:O3'	1:16:B:DT:P	18	7.8
(1,56)	1:7:A:DT:C4'	1:7:A:DT:C3'	1:7:A:DT:O3'	1:8:A:DT:P	4	7.77
(1,60)	1:15:B:DT:C4'	1:15:B:DT:C3'	1:15:B:DT:O3'	1:16:B:DT:P	20	7.76
(1,56)	1:7:A:DT:C4'	1:7:A:DT:C3'	1:7:A:DT:O3'	1:8:A:DT:P	18	7.76
(1,60)	1:15:B:DT:C4'	1:15:B:DT:C3'	1:15:B:DT:O3'	1:16:B:DT:P	2	7.73
(1,60)	1:15:B:DT:C4'	1:15:B:DT:C3'	1:15:B:DT:O3'	1:16:B:DT:P	8	7.73
(1,60)	1:15:B:DT:C4'	1:15:B:DT:C3'	1:15:B:DT:O3'	1:16:B:DT:P	11	7.73
(1,56)	1:7:A:DT:C4'	1:7:A:DT:C3'	1:7:A:DT:O3'	1:8:A:DT:P	5	7.73
(1,60)	1:15:B:DT:C4'	1:15:B:DT:C3'	1:15:B:DT:O3'	1:16:B:DT:P	3	7.72
(1,60)	1:15:B:DT:C4'	1:15:B:DT:C3'	1:15:B:DT:O3'	1:16:B:DT:P	4	7.7
(1,56)	1:7:A:DT:C4'	1:7:A:DT:C3'	1:7:A:DT:O3'	1:8:A:DT:P	20	7.7
(1,60)	1:15:B:DT:C4'	1:15:B:DT:C3'	1:15:B:DT:O3'	1:16:B:DT:P	5	7.69
(1,60)	1:15:B:DT:C4'	1:15:B:DT:C3'	1:15:B:DT:O3'	1:16:B:DT:P	13	7.68
(1,60)	1:15:B:DT:C4'	1:15:B:DT:C3'	1:15:B:DT:O3'	1:16:B:DT:P	9	7.67
(1,56)	1:7:A:DT:C4'	1:7:A:DT:C3'	1:7:A:DT:O3'	1:8:A:DT:P	19	7.64
(1,60)	1:15:B:DT:C4'	1:15:B:DT:C3'	1:15:B:DT:O3'	1:16:B:DT:P	12	7.62
(1,60)	1:15:B:DT:C4'	1:15:B:DT:C3'	1:15:B:DT:O3'	1:16:B:DT:P	7	7.6
(1,60)	1:15:B:DT:C4'	1:15:B:DT:C3'	1:15:B:DT:O3'	1:16:B:DT:P	10	7.6
(1,60)	1:15:B:DT:C4'	1:15:B:DT:C3'	1:15:B:DT:O3'	1:16:B:DT:P	14	7.59
(1,60)	1:15:B:DT:C4'	1:15:B:DT:C3'	1:15:B:DT:O3'	1:16:B:DT:P	17	7.57
(1,60)	1:15:B:DT:C4'	1:15:B:DT:C3'	1:15:B:DT:O3'	1:16:B:DT:P	1	7.56
(1,60)	1:15:B:DT:C4'	1:15:B:DT:C3'	1:15:B:DT:O3'	1:16:B:DT:P	15	7.53
(1,56)	1:7:A:DT:C4'	1:7:A:DT:C3'	1:7:A:DT:O3'	1:8:A:DT:P	15	7.52
(1,60)	1:15:B:DT:C4'	1:15:B:DT:C3'	1:15:B:DT:O3'	1:16:B:DT:P	6	7.44
(1,60)	1:15:B:DT:C4'	1:15:B:DT:C3'	1:15:B:DT:O3'	1:16:B:DT:P	16	7.36
(1,53)	1:2:A:DA:C4'	1:2:A:DA:C3'	1:2:A:DA:O3'	1:3:A:DC:P	20	6.35
(1,53)	1:2:A:DA:C4'	1:2:A:DA:C3'	1:2:A:DA:O3'	1:3:A:DC:P	17	6.33
(1,53)	1:2:A:DA:C4'	1:2:A:DA:C3'	1:2:A:DA:O3'	1:3:A:DC:P	16	6.13
(1,53)	1:2:A:DA:C4'	1:2:A:DA:C3'	1:2:A:DA:O3'	1:3:A:DC:P	1	6.1
(1,53)	1:2:A:DA:C4'	1:2:A:DA:C3'	1:2:A:DA:O3'	1:3:A:DC:P	10	6.02
(1,53)	1:2:A:DA:C4'	1:2:A:DA:C3'	1:2:A:DA:O3'	1:3:A:DC:P	4	5.93
(1,53)	1:2:A:DA:C4'	1:2:A:DA:C3'	1:2:A:DA:O3'	1:3:A:DC:P	15	5.88
(1,53)	1:2:A:DA:C4'	1:2:A:DA:C3'	1:2:A:DA:O3'	1:3:A:DC:P	18	5.85
(1,53)	1:2:A:DA:C4'	1:2:A:DA:C3'	1:2:A:DA:O3'	1:3:A:DC:P	7	5.84
(1,53)	1:2:A:DA:C4'	1:2:A:DA:C3'	1:2:A:DA:O3'	1:3:A:DC:P	12	5.84
(1,53)	1:2:A:DA:C4'	1:2:A:DA:C3'	1:2:A:DA:O3'	1:3:A:DC:P	11	5.8
(1,59)	1:12:B:DC:C4'	1:12:B:DC:C3'	1:12:B:DC:O3'	1:13:B:GF2:P	19	5.78
(1,59)	1:12:B:DC:C4'	1:12:B:DC:C3'	1:12:B:DC:O3'	1:13:B:GF2:P	5	5.77
(1,53)	1:2:A:DA:C4'	1:2:A:DA:C3'	1:2:A:DA:O3'	1:3:A:DC:P	6	5.77
(1,53)	1:2:A:DA:C4'	1:2:A:DA:C3'	1:2:A:DA:O3'	1:3:A:DC:P	8	5.72
(1,59)	1:12:B:DC:C4'	1:12:B:DC:C3'	1:12:B:DC:O3'	1:13:B:GF2:P	1	5.65
(1,53)	1:2:A:DA:C4'	1:2:A:DA:C3'	1:2:A:DA:O3'	1:3:A:DC:P	19	5.63
(1,59)	1:12:B:DC:C4'	1:12:B:DC:C3'	1:12:B:DC:O3'	1:13:B:GF2:P	6	5.48
(1,59)	1:12:B:DC:C4'	1:12:B:DC:C3'	1:12:B:DC:O3'	1:13:B:GF2:P	15	5.45
(1,53)	1:2:A:DA:C4'	1:2:A:DA:C3'	1:2:A:DA:O3'	1:3:A:DC:P	13	5.39

Continued on next page...

Continued from previous page...

Key	Atom-1	Atom-2	Atom-3	Atom-4	Model ID	Violation (°)
(1,53)	1:2:A:DA:C4'	1:2:A:DA:C3'	1:2:A:DA:O3'	1:3:A:DC:P	5	5.37
(1,53)	1:2:A:DA:C4'	1:2:A:DA:C3'	1:2:A:DA:O3'	1:3:A:DC:P	14	5.35
(1,53)	1:2:A:DA:C4'	1:2:A:DA:C3'	1:2:A:DA:O3'	1:3:A:DC:P	2	5.34
(1,53)	1:2:A:DA:C4'	1:2:A:DA:C3'	1:2:A:DA:O3'	1:3:A:DC:P	3	5.32
(1,59)	1:12:B:DC:C4'	1:12:B:DC:C3'	1:12:B:DC:O3'	1:13:B:GF2:P	18	5.3
(1,53)	1:2:A:DA:C4'	1:2:A:DA:C3'	1:2:A:DA:O3'	1:3:A:DC:P	9	5.21
(1,59)	1:12:B:DC:C4'	1:12:B:DC:C3'	1:12:B:DC:O3'	1:13:B:GF2:P	3	5.05
(1,59)	1:12:B:DC:C4'	1:12:B:DC:C3'	1:12:B:DC:O3'	1:13:B:GF2:P	20	5.05
(1,59)	1:12:B:DC:C4'	1:12:B:DC:C3'	1:12:B:DC:O3'	1:13:B:GF2:P	8	5.02
(1,59)	1:12:B:DC:C4'	1:12:B:DC:C3'	1:12:B:DC:O3'	1:13:B:GF2:P	16	4.94
(1,57)	1:10:B:DA:C4'	1:10:B:DA:C3'	1:10:B:DA:O3'	1:11:B:DC:P	16	4.94
(1,57)	1:10:B:DA:C4'	1:10:B:DA:C3'	1:10:B:DA:O3'	1:11:B:DC:P	12	4.93
(1,57)	1:10:B:DA:C4'	1:10:B:DA:C3'	1:10:B:DA:O3'	1:11:B:DC:P	3	4.91
(1,57)	1:10:B:DA:C4'	1:10:B:DA:C3'	1:10:B:DA:O3'	1:11:B:DC:P	1	4.84
(1,57)	1:10:B:DA:C4'	1:10:B:DA:C3'	1:10:B:DA:O3'	1:11:B:DC:P	2	4.82
(1,57)	1:10:B:DA:C4'	1:10:B:DA:C3'	1:10:B:DA:O3'	1:11:B:DC:P	19	4.8
(1,57)	1:10:B:DA:C4'	1:10:B:DA:C3'	1:10:B:DA:O3'	1:11:B:DC:P	9	4.75
(1,57)	1:10:B:DA:C4'	1:10:B:DA:C3'	1:10:B:DA:O3'	1:11:B:DC:P	8	4.72
(1,57)	1:10:B:DA:C4'	1:10:B:DA:C3'	1:10:B:DA:O3'	1:11:B:DC:P	6	4.7
(1,59)	1:12:B:DC:C4'	1:12:B:DC:C3'	1:12:B:DC:O3'	1:13:B:GF2:P	4	4.69
(1,59)	1:12:B:DC:C4'	1:12:B:DC:C3'	1:12:B:DC:O3'	1:13:B:GF2:P	2	4.66
(1,57)	1:10:B:DA:C4'	1:10:B:DA:C3'	1:10:B:DA:O3'	1:11:B:DC:P	20	4.66
(1,59)	1:12:B:DC:C4'	1:12:B:DC:C3'	1:12:B:DC:O3'	1:13:B:GF2:P	14	4.63
(1,59)	1:12:B:DC:C4'	1:12:B:DC:C3'	1:12:B:DC:O3'	1:13:B:GF2:P	11	4.62
(1,59)	1:12:B:DC:C4'	1:12:B:DC:C3'	1:12:B:DC:O3'	1:13:B:GF2:P	17	4.58
(1,57)	1:10:B:DA:C4'	1:10:B:DA:C3'	1:10:B:DA:O3'	1:11:B:DC:P	5	4.58
(1,57)	1:10:B:DA:C4'	1:10:B:DA:C3'	1:10:B:DA:O3'	1:11:B:DC:P	13	4.55
(1,59)	1:12:B:DC:C4'	1:12:B:DC:C3'	1:12:B:DC:O3'	1:13:B:GF2:P	9	4.5
(1,57)	1:10:B:DA:C4'	1:10:B:DA:C3'	1:10:B:DA:O3'	1:11:B:DC:P	4	4.49
(1,57)	1:10:B:DA:C4'	1:10:B:DA:C3'	1:10:B:DA:O3'	1:11:B:DC:P	14	4.46
(1,59)	1:12:B:DC:C4'	1:12:B:DC:C3'	1:12:B:DC:O3'	1:13:B:GF2:P	12	4.36
(1,59)	1:12:B:DC:C4'	1:12:B:DC:C3'	1:12:B:DC:O3'	1:13:B:GF2:P	13	4.32
(1,57)	1:10:B:DA:C4'	1:10:B:DA:C3'	1:10:B:DA:O3'	1:11:B:DC:P	7	4.24
(1,59)	1:12:B:DC:C4'	1:12:B:DC:C3'	1:12:B:DC:O3'	1:13:B:GF2:P	10	4.21
(1,59)	1:12:B:DC:C4'	1:12:B:DC:C3'	1:12:B:DC:O3'	1:13:B:GF2:P	7	4.19
(1,57)	1:10:B:DA:C4'	1:10:B:DA:C3'	1:10:B:DA:O3'	1:11:B:DC:P	18	4.12
(1,57)	1:10:B:DA:C4'	1:10:B:DA:C3'	1:10:B:DA:O3'	1:11:B:DC:P	11	3.96
(1,57)	1:10:B:DA:C4'	1:10:B:DA:C3'	1:10:B:DA:O3'	1:11:B:DC:P	10	3.8
(1,57)	1:10:B:DA:C4'	1:10:B:DA:C3'	1:10:B:DA:O3'	1:11:B:DC:P	15	3.7
(1,57)	1:10:B:DA:C4'	1:10:B:DA:C3'	1:10:B:DA:O3'	1:11:B:DC:P	17	3.7