



Full wwPDB X-ray Structure Validation Report ⓘ

May 15, 2020 – 03:25 pm BST

PDB ID : 3WCD
Title : The complex structure of HsSQS with ligand, WC-9
Authors : Shang, N.; Li, Q.; Ko, T.P.; Chan, H.C.; Huang, C.H.; Ren, F.; Zheng, Y.;
Zhu, Z.; Chen, C.C.; Guo, R.T.
Deposited on : 2013-05-27
Resolution : 2.75 Å(reported)

This is a Full wwPDB X-ray Structure Validation Report for a publicly released PDB entry.

We welcome your comments at validation@mail.wwpdb.org

A user guide is available at

<https://www.wwpdb.org/validation/2017/XrayValidationReportHelp>

with specific help available everywhere you see the ⓘ symbol.

The following versions of software and data (see [references ⓘ](#)) were used in the production of this report:

MolProbity : 4.02b-467
Mogul : 1.8.5 (274361), CSD as541be (2020)
Xtriage (Phenix) : 1.13
EDS : 2.11
buster-report : 1.1.7 (2018)
Percentile statistics : 20191225.v01 (using entries in the PDB archive December 25th 2019)
Refmac : 5.8.0158
CCP4 : 7.0.044 (Gargrove)
Ideal geometry (proteins) : Engh & Huber (2001)
Ideal geometry (DNA, RNA) : Parkinson et al. (1996)
Validation Pipeline (wwPDB-VP) : 2.11

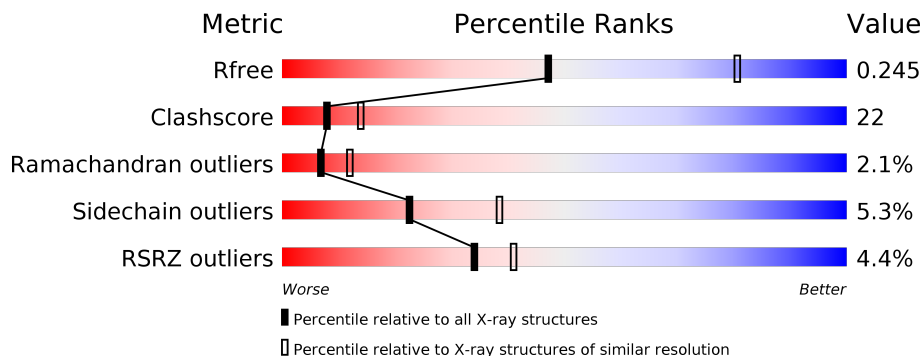
1 Overall quality at a glance

The following experimental techniques were used to determine the structure:

X-RAY DIFFRACTION

The reported resolution of this entry is 2.75 Å.

Percentile scores (ranging between 0-100) for global validation metrics of the entry are shown in the following graphic. The table shows the number of entries on which the scores are based.



Metric	Whole archive (#Entries)	Similar resolution (#Entries, resolution range(Å))
R_{free}	130704	1235 (2.78-2.74)
Clashscore	141614	1277 (2.78-2.74)
Ramachandran outliers	138981	1257 (2.78-2.74)
Sidechain outliers	138945	1257 (2.78-2.74)
RSRZ outliers	127900	1207 (2.78-2.74)

The table below summarises the geometric issues observed across the polymeric chains and their fit to the electron density. The red, orange, yellow and green segments on the lower bar indicate the fraction of residues that contain outliers for ≥ 3 , 2, 1 and 0 types of geometric quality criteria respectively. A grey segment represents the fraction of residues that are not modelled. The numeric value for each fraction is indicated below the corresponding segment, with a dot representing fractions $\leq 5\%$. The upper red bar (where present) indicates the fraction of residues that have poor fit to the electron density. The numeric value is given above the bar.

Mol	Chain	Length	Quality of chain
1	A	360	
1	B	360	
1	C	360	
1	D	360	
1	E	360	
1	F	360	

The following table lists non-polymeric compounds, carbohydrate monomers and non-standard residues in protein, DNA, RNA chains that are outliers for geometric or electron-density-fit criteria:

Mol	Type	Chain	Res	Chirality	Geometry	Clashes	Electron density
2	RWY	A	401	-	-	X	-
2	RWY	B	401	-	-	X	-
2	RWY	D	401	-	-	X	-
2	RWY	E	401	-	-	X	-

2 Entry composition i

There are 3 unique types of molecules in this entry. The entry contains 17020 atoms, of which 0 are hydrogens and 0 are deuteriums.

In the tables below, the ZeroOcc column contains the number of atoms modelled with zero occupancy, the AltConf column contains the number of residues with at least one atom in alternate conformation and the Trace column contains the number of residues modelled with at most 2 atoms.

- Molecule 1 is a protein called Squalene synthase.

Mol	Chain	Residues	Atoms					ZeroOcc	AltConf	Trace
			Total	C	N	O	S			
1	A	334	2696	1717	458	503	18	0	0	0
1	B	334	2696	1717	458	503	18	0	0	0
1	C	334	2696	1717	458	503	18	0	0	0
1	D	334	2696	1717	458	503	18	0	0	0
1	E	334	2696	1717	458	503	18	0	0	0
1	F	334	2696	1717	458	503	18	0	0	0

There are 144 discrepancies between the modelled and reference sequences:

Chain	Residue	Modelled	Actual	Comment	Reference
A	11	MET	-	EXPRESSION TAG	UNP P37268
A	12	GLY	-	EXPRESSION TAG	UNP P37268
A	13	SER	-	EXPRESSION TAG	UNP P37268
A	14	SER	-	EXPRESSION TAG	UNP P37268
A	15	HIS	-	EXPRESSION TAG	UNP P37268
A	16	HIS	-	EXPRESSION TAG	UNP P37268
A	17	HIS	-	EXPRESSION TAG	UNP P37268
A	18	HIS	-	EXPRESSION TAG	UNP P37268
A	19	HIS	-	EXPRESSION TAG	UNP P37268
A	20	HIS	-	EXPRESSION TAG	UNP P37268
A	21	SER	-	EXPRESSION TAG	UNP P37268
A	22	SER	-	EXPRESSION TAG	UNP P37268
A	23	GLY	-	EXPRESSION TAG	UNP P37268
A	24	LEU	-	EXPRESSION TAG	UNP P37268
A	25	VAL	-	EXPRESSION TAG	UNP P37268
A	26	PRO	-	EXPRESSION TAG	UNP P37268
A	27	ARG	-	EXPRESSION TAG	UNP P37268

Continued on next page...

Continued from previous page...

Chain	Residue	Modelled	Actual	Comment	Reference
A	28	GLY	-	EXPRESSION TAG	UNP P37268
A	29	SER	-	EXPRESSION TAG	UNP P37268
A	30	HIS	-	EXPRESSION TAG	UNP P37268
A	248	LEU	LYS	ENGINEERED MUTATION	UNP P37268
A	315	LEU	LYS	ENGINEERED MUTATION	UNP P37268
A	318	LEU	LYS	ENGINEERED MUTATION	UNP P37268
A	353	ASN	ASP	SEE REMARK 999	UNP P37268
B	11	MET	-	EXPRESSION TAG	UNP P37268
B	12	GLY	-	EXPRESSION TAG	UNP P37268
B	13	SER	-	EXPRESSION TAG	UNP P37268
B	14	SER	-	EXPRESSION TAG	UNP P37268
B	15	HIS	-	EXPRESSION TAG	UNP P37268
B	16	HIS	-	EXPRESSION TAG	UNP P37268
B	17	HIS	-	EXPRESSION TAG	UNP P37268
B	18	HIS	-	EXPRESSION TAG	UNP P37268
B	19	HIS	-	EXPRESSION TAG	UNP P37268
B	20	HIS	-	EXPRESSION TAG	UNP P37268
B	21	SER	-	EXPRESSION TAG	UNP P37268
B	22	SER	-	EXPRESSION TAG	UNP P37268
B	23	GLY	-	EXPRESSION TAG	UNP P37268
B	24	LEU	-	EXPRESSION TAG	UNP P37268
B	25	VAL	-	EXPRESSION TAG	UNP P37268
B	26	PRO	-	EXPRESSION TAG	UNP P37268
B	27	ARG	-	EXPRESSION TAG	UNP P37268
B	28	GLY	-	EXPRESSION TAG	UNP P37268
B	29	SER	-	EXPRESSION TAG	UNP P37268
B	30	HIS	-	EXPRESSION TAG	UNP P37268
B	248	LEU	LYS	ENGINEERED MUTATION	UNP P37268
B	315	LEU	LYS	ENGINEERED MUTATION	UNP P37268
B	318	LEU	LYS	ENGINEERED MUTATION	UNP P37268
B	353	ASN	ASP	SEE REMARK 999	UNP P37268
C	11	MET	-	EXPRESSION TAG	UNP P37268
C	12	GLY	-	EXPRESSION TAG	UNP P37268
C	13	SER	-	EXPRESSION TAG	UNP P37268
C	14	SER	-	EXPRESSION TAG	UNP P37268
C	15	HIS	-	EXPRESSION TAG	UNP P37268
C	16	HIS	-	EXPRESSION TAG	UNP P37268
C	17	HIS	-	EXPRESSION TAG	UNP P37268
C	18	HIS	-	EXPRESSION TAG	UNP P37268
C	19	HIS	-	EXPRESSION TAG	UNP P37268
C	20	HIS	-	EXPRESSION TAG	UNP P37268
C	21	SER	-	EXPRESSION TAG	UNP P37268

Continued on next page...

Continued from previous page...

Chain	Residue	Modelled	Actual	Comment	Reference
C	22	SER	-	EXPRESSION TAG	UNP P37268
C	23	GLY	-	EXPRESSION TAG	UNP P37268
C	24	LEU	-	EXPRESSION TAG	UNP P37268
C	25	VAL	-	EXPRESSION TAG	UNP P37268
C	26	PRO	-	EXPRESSION TAG	UNP P37268
C	27	ARG	-	EXPRESSION TAG	UNP P37268
C	28	GLY	-	EXPRESSION TAG	UNP P37268
C	29	SER	-	EXPRESSION TAG	UNP P37268
C	30	HIS	-	EXPRESSION TAG	UNP P37268
C	248	LEU	LYS	ENGINEERED MUTATION	UNP P37268
C	315	LEU	LYS	ENGINEERED MUTATION	UNP P37268
C	318	LEU	LYS	ENGINEERED MUTATION	UNP P37268
C	353	ASN	ASP	SEE REMARK 999	UNP P37268
D	11	MET	-	EXPRESSION TAG	UNP P37268
D	12	GLY	-	EXPRESSION TAG	UNP P37268
D	13	SER	-	EXPRESSION TAG	UNP P37268
D	14	SER	-	EXPRESSION TAG	UNP P37268
D	15	HIS	-	EXPRESSION TAG	UNP P37268
D	16	HIS	-	EXPRESSION TAG	UNP P37268
D	17	HIS	-	EXPRESSION TAG	UNP P37268
D	18	HIS	-	EXPRESSION TAG	UNP P37268
D	19	HIS	-	EXPRESSION TAG	UNP P37268
D	20	HIS	-	EXPRESSION TAG	UNP P37268
D	21	SER	-	EXPRESSION TAG	UNP P37268
D	22	SER	-	EXPRESSION TAG	UNP P37268
D	23	GLY	-	EXPRESSION TAG	UNP P37268
D	24	LEU	-	EXPRESSION TAG	UNP P37268
D	25	VAL	-	EXPRESSION TAG	UNP P37268
D	26	PRO	-	EXPRESSION TAG	UNP P37268
D	27	ARG	-	EXPRESSION TAG	UNP P37268
D	28	GLY	-	EXPRESSION TAG	UNP P37268
D	29	SER	-	EXPRESSION TAG	UNP P37268
D	30	HIS	-	EXPRESSION TAG	UNP P37268
D	248	LEU	LYS	ENGINEERED MUTATION	UNP P37268
D	315	LEU	LYS	ENGINEERED MUTATION	UNP P37268
D	318	LEU	LYS	ENGINEERED MUTATION	UNP P37268
D	353	ASN	ASP	SEE REMARK 999	UNP P37268
E	11	MET	-	EXPRESSION TAG	UNP P37268
E	12	GLY	-	EXPRESSION TAG	UNP P37268
E	13	SER	-	EXPRESSION TAG	UNP P37268
E	14	SER	-	EXPRESSION TAG	UNP P37268
E	15	HIS	-	EXPRESSION TAG	UNP P37268

Continued on next page...

Continued from previous page...

Chain	Residue	Modelled	Actual	Comment	Reference
E	16	HIS	-	EXPRESSION TAG	UNP P37268
E	17	HIS	-	EXPRESSION TAG	UNP P37268
E	18	HIS	-	EXPRESSION TAG	UNP P37268
E	19	HIS	-	EXPRESSION TAG	UNP P37268
E	20	HIS	-	EXPRESSION TAG	UNP P37268
E	21	SER	-	EXPRESSION TAG	UNP P37268
E	22	SER	-	EXPRESSION TAG	UNP P37268
E	23	GLY	-	EXPRESSION TAG	UNP P37268
E	24	LEU	-	EXPRESSION TAG	UNP P37268
E	25	VAL	-	EXPRESSION TAG	UNP P37268
E	26	PRO	-	EXPRESSION TAG	UNP P37268
E	27	ARG	-	EXPRESSION TAG	UNP P37268
E	28	GLY	-	EXPRESSION TAG	UNP P37268
E	29	SER	-	EXPRESSION TAG	UNP P37268
E	30	HIS	-	EXPRESSION TAG	UNP P37268
E	248	LEU	LYS	ENGINEERED MUTATION	UNP P37268
E	315	LEU	LYS	ENGINEERED MUTATION	UNP P37268
E	318	LEU	LYS	ENGINEERED MUTATION	UNP P37268
E	353	ASN	ASP	SEE REMARK 999	UNP P37268
F	11	MET	-	EXPRESSION TAG	UNP P37268
F	12	GLY	-	EXPRESSION TAG	UNP P37268
F	13	SER	-	EXPRESSION TAG	UNP P37268
F	14	SER	-	EXPRESSION TAG	UNP P37268
F	15	HIS	-	EXPRESSION TAG	UNP P37268
F	16	HIS	-	EXPRESSION TAG	UNP P37268
F	17	HIS	-	EXPRESSION TAG	UNP P37268
F	18	HIS	-	EXPRESSION TAG	UNP P37268
F	19	HIS	-	EXPRESSION TAG	UNP P37268
F	20	HIS	-	EXPRESSION TAG	UNP P37268
F	21	SER	-	EXPRESSION TAG	UNP P37268
F	22	SER	-	EXPRESSION TAG	UNP P37268
F	23	GLY	-	EXPRESSION TAG	UNP P37268
F	24	LEU	-	EXPRESSION TAG	UNP P37268
F	25	VAL	-	EXPRESSION TAG	UNP P37268
F	26	PRO	-	EXPRESSION TAG	UNP P37268
F	27	ARG	-	EXPRESSION TAG	UNP P37268
F	28	GLY	-	EXPRESSION TAG	UNP P37268
F	29	SER	-	EXPRESSION TAG	UNP P37268
F	30	HIS	-	EXPRESSION TAG	UNP P37268
F	248	LEU	LYS	ENGINEERED MUTATION	UNP P37268
F	315	LEU	LYS	ENGINEERED MUTATION	UNP P37268
F	318	LEU	LYS	ENGINEERED MUTATION	UNP P37268

Continued on next page...

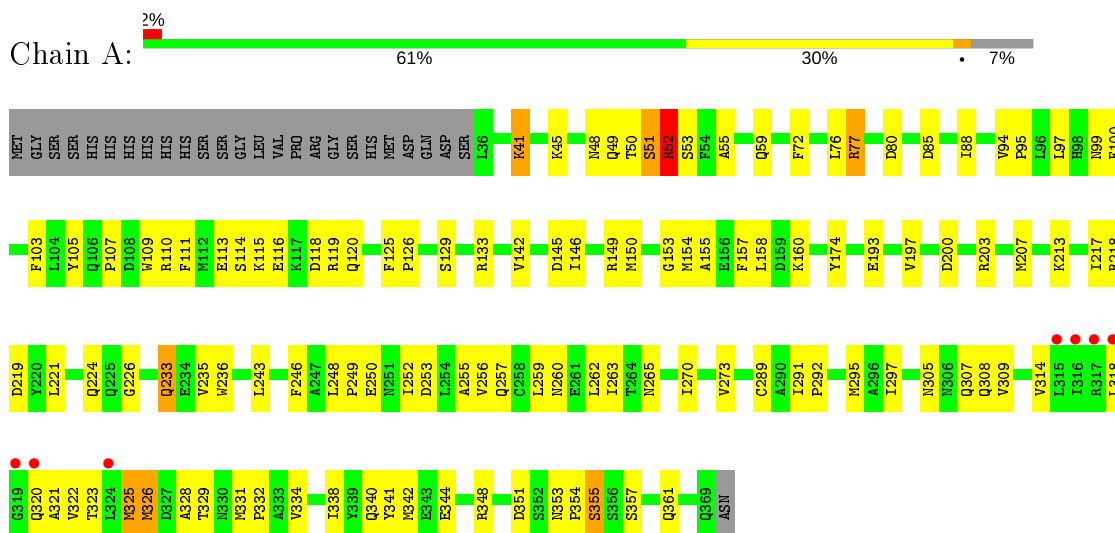
Continued from previous page...

Mol	Chain	Residues	Atoms	ZeroOcc	AltConf
3	E	80	Total O 80 80	0	0
3	F	104	Total O 104 104	0	0

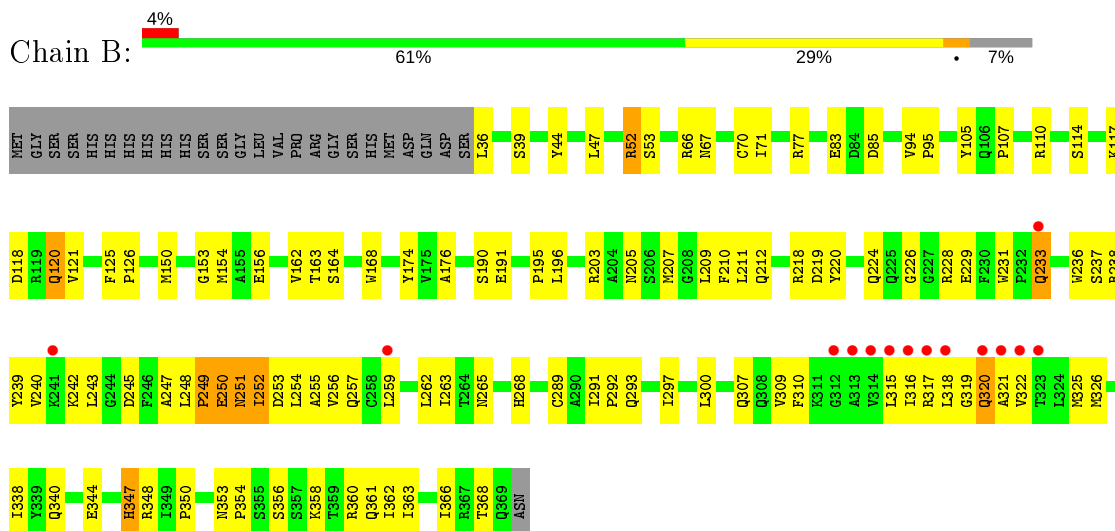
3 Residue-property plots

These plots are drawn for all protein, RNA and DNA chains in the entry. The first graphic for a chain summarises the proportions of the various outlier classes displayed in the second graphic. The second graphic shows the sequence view annotated by issues in geometry and electron density. Residues are color-coded according to the number of geometric quality criteria for which they contain at least one outlier: green = 0, yellow = 1, orange = 2 and red = 3 or more. A red dot above a residue indicates a poor fit to the electron density ($RSRZ > 2$). Stretches of 2 or more consecutive residues without any outlier are shown as a green connector. Residues present in the sample, but not in the model, are shown in grey.

• Molecule 1: Squalene synthase



• Molecule 1: Squalene synthase



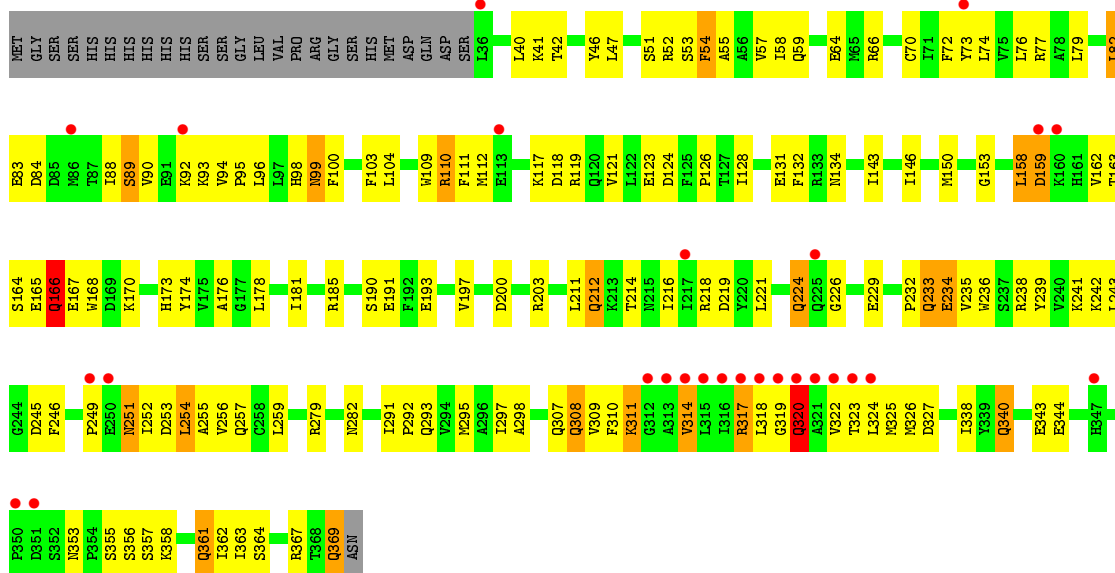
• Molecule 1: Squalene synthase



I363
T368
Q369
ASN

• Molecule 1: Squalene synthase

Chain F: 8% 51% 35% 6% 7%



4 Data and refinement statistics

Property	Value	Source
Space group	P 1 21 1	Depositor
Cell constants a, b, c, α , β , γ	85.73Å 153.74Å 91.43Å 90.00° 90.99° 90.00°	Depositor
Resolution (Å)	25.00 – 2.75 24.96 – 2.75	Depositor EDS
% Data completeness (in resolution range)	(Not available) (25.00-2.75) 94.5 (24.96-2.75)	Depositor EDS
R_{merge}	0.09	Depositor
R_{sym}	(Not available)	Depositor
$\langle I/\sigma(I) \rangle$ ¹	4.26 (at 2.76Å)	Xtrriage
Refinement program	CNS 1.2	Depositor
R, R_{free}	0.183 , 0.234 0.182 , 0.245	Depositor DCC
R_{free} test set	2941 reflections (5.05%)	wwPDB-VP
Wilson B-factor (Å ²)	40.6	Xtrriage
Anisotropy	0.645	Xtrriage
Bulk solvent k_{sol} (e/Å ³), B_{sol} (Å ²)	0.34 , 59.6	EDS
L-test for twinning ²	$\langle L \rangle = 0.48$, $\langle L^2 \rangle = 0.32$	Xtrriage
Estimated twinning fraction	0.029 for h,-k,-l	Xtrriage
F_o, F_c correlation	0.95	EDS
Total number of atoms	17020	wwPDB-VP
Average B, all atoms (Å ²)	49.0	wwPDB-VP

Xtrriage's analysis on translational NCS is as follows: *The largest off-origin peak in the Patterson function is 3.85% of the height of the origin peak. No significant pseudotranslation is detected.*

¹Intensities estimated from amplitudes.

²Theoretical values of $\langle |L| \rangle$, $\langle L^2 \rangle$ for acentric reflections are 0.5, 0.333 respectively for untwinned datasets, and 0.375, 0.2 for perfectly twinned datasets.

5 Model quality [i](#)

5.1 Standard geometry [i](#)

Bond lengths and bond angles in the following residue types are not validated in this section: RWY

The Z score for a bond length (or angle) is the number of standard deviations the observed value is removed from the expected value. A bond length (or angle) with $|Z| > 5$ is considered an outlier worth inspection. RMSZ is the root-mean-square of all Z scores of the bond lengths (or angles).

Mol	Chain	Bond lengths		Bond angles	
		RMSZ	# Z >5	RMSZ	# Z >5
1	A	0.39	0/2751	0.59	0/3724
1	B	0.37	0/2751	0.58	0/3724
1	C	0.37	0/2751	0.60	0/3724
1	D	0.35	0/2751	0.57	0/3724
1	E	0.34	0/2751	0.58	0/3724
1	F	0.33	0/2751	0.57	0/3724
All	All	0.36	0/16506	0.58	0/22344

There are no bond length outliers.

There are no bond angle outliers.

There are no chirality outliers.

There are no planarity outliers.

5.2 Too-close contacts [i](#)

In the following table, the Non-H and H(model) columns list the number of non-hydrogen atoms and hydrogen atoms in the chain respectively. The H(added) column lists the number of hydrogen atoms added and optimized by MolProbity. The Clashes column lists the number of clashes within the asymmetric unit, whereas Symm-Clashes lists symmetry related clashes.

Mol	Chain	Non-H	H(model)	H(added)	Clashes	Symm-Clashes
1	A	2696	0	2676	91	0
1	B	2696	0	2676	111	0
1	C	2696	0	2676	92	0
1	D	2696	0	2676	115	0
1	E	2696	0	2676	138	0
1	F	2696	0	2676	150	0
2	A	19	0	13	11	0

Continued on next page...

Continued from previous page...

Mol	Chain	Non-H	H(model)	H(added)	Clashes	Symm-Clashes
2	B	19	0	13	11	0
2	D	19	0	13	9	0
2	E	19	0	13	16	0
3	A	174	0	0	1	0
3	B	148	0	0	2	0
3	C	157	0	0	2	0
3	D	105	0	0	2	0
3	E	80	0	0	1	0
3	F	104	0	0	4	0
All	All	17020	0	16108	697	0

The all-atom clashscore is defined as the number of clashes found per 1000 atoms (including hydrogen atoms). The all-atom clashscore for this structure is 22.

All (697) close contacts within the same asymmetric unit are listed below, sorted by their clash magnitude.

Atom-1	Atom-2	Interatomic distance (Å)	Clash overlap (Å)
2:D:401:RWY:HAK	2:D:401:RWY:CAG	1.80	1.10
1:A:52:ARG:HH11	1:A:52:ARG:HB2	1.08	1.09
2:E:401:RWY:CAG	2:E:401:RWY:HAK	1.76	1.07
1:C:320:GLN:HB3	1:C:340:GLN:HE22	1.15	1.07
2:B:401:RWY:HAK	2:B:401:RWY:CAG	1.76	1.07
2:A:401:RWY:HAK	2:A:401:RWY:CAG	1.82	1.05
2:D:401:RWY:CAK	2:D:401:RWY:HAG	1.81	1.05
2:E:401:RWY:CAK	2:E:401:RWY:HAG	1.85	1.05
2:A:401:RWY:CAK	2:A:401:RWY:HAG	1.82	1.03
2:B:401:RWY:HAG	2:B:401:RWY:CAK	1.85	0.99
1:A:52:ARG:NH1	1:A:52:ARG:HB2	1.79	0.97
1:E:317:ARG:HH11	1:E:344:GLU:HG2	1.30	0.96
2:E:401:RWY:HAG	2:E:401:RWY:HAK	0.97	0.96
1:F:317:ARG:HG3	1:F:318:LEU:H	1.30	0.96
2:B:401:RWY:HAG	2:B:401:RWY:HAK	0.97	0.95
1:B:120:GLN:NE2	1:B:120:GLN:H	1.63	0.95
1:B:251:ASN:ND2	1:B:251:ASN:H	1.63	0.94
2:A:401:RWY:HAK	2:A:401:RWY:HAG	0.94	0.94
1:E:52:ARG:HG2	1:E:53:SER:N	1.82	0.93
1:C:320:GLN:HB3	1:C:340:GLN:NE2	1.84	0.92
1:C:318:LEU:HD12	1:C:319:GLY:H	1.33	0.92
2:D:401:RWY:HAK	2:D:401:RWY:HAG	0.93	0.91
1:A:289:CYS:HA	2:A:401:RWY:HAC	1.49	0.91
1:B:251:ASN:HD22	1:B:251:ASN:H	1.17	0.90

Continued on next page...

Continued from previous page...

Atom-1	Atom-2	Interatomic distance (Å)	Clash overlap (Å)
1:B:176:ALA:HB2	1:B:212:GLN:HG2	1.54	0.90
1:B:233:GLN:HA	1:B:236:TRP:NE1	1.87	0.88
1:B:320:GLN:HG2	1:B:322:VAL:H	1.38	0.87
1:E:350:PRO:HG2	1:E:353:ASN:HB2	1.56	0.87
1:A:118:ASP:HA	1:A:120:GLN:NE2	1.89	0.87
1:F:320:GLN:H	1:F:320:GLN:HE21	1.21	0.87
1:A:118:ASP:HA	1:A:120:GLN:HE22	1.40	0.86
1:A:51:SER:O	1:A:52:ARG:HG3	1.76	0.86
1:D:320:GLN:HE22	1:D:322:VAL:H	1.22	0.85
1:E:90:VAL:HG12	1:E:91:GLU:H	1.39	0.85
1:C:297:ILE:CD1	1:C:338:ILE:HG12	2.06	0.85
1:F:131:GLU:HA	1:F:134:ASN:ND2	1.91	0.85
1:F:99:ASN:N	1:F:99:ASN:HD22	1.74	0.84
1:E:289:CYS:O	2:E:401:RWY:HAC	1.77	0.83
1:F:317:ARG:CG	1:F:318:LEU:H	1.92	0.83
1:F:309:VAL:HG22	1:F:314:VAL:HG21	1.60	0.82
1:D:289:CYS:HA	2:D:401:RWY:HAC	1.60	0.81
1:C:52:ARG:HD3	1:C:53:SER:H	1.44	0.81
1:C:320:GLN:CB	1:C:340:GLN:HE22	1.94	0.81
1:A:289:CYS:HA	2:A:401:RWY:CAC	2.11	0.79
1:F:319:GLY:HA3	1:F:323:THR:HG21	1.64	0.79
1:E:316:ILE:H	1:E:316:ILE:HD13	1.45	0.79
1:E:133:ARG:HA	1:E:140:GLN:HE22	1.46	0.79
2:E:401:RWY:CAK	2:E:401:RWY:CAG	2.46	0.78
1:C:293:GLN:O	1:C:297:ILE:HG13	1.84	0.78
1:D:320:GLN:NE2	1:D:322:VAL:H	1.81	0.78
1:D:334:VAL:O	1:D:338:ILE:HG13	1.83	0.78
1:F:131:GLU:HA	1:F:134:ASN:HD22	1.48	0.77
1:D:115:LYS:HE2	1:D:115:LYS:HA	1.65	0.77
1:D:297:ILE:HD13	1:D:338:ILE:HG23	1.67	0.77
1:B:248:LEU:HB2	1:B:251:ASN:HD21	1.50	0.77
1:D:229:GLU:HG2	1:D:243:LEU:HD23	1.66	0.77
1:E:207:MET:HE3	2:E:401:RWY:HAD	1.67	0.77
1:E:52:ARG:HG2	1:E:53:SER:H	1.48	0.76
1:C:116:GLU:O	1:C:119:ARG:HG2	1.85	0.76
1:C:318:LEU:CD1	1:C:319:GLY:H	1.97	0.76
1:D:322:VAL:O	1:D:326:MET:HG2	1.86	0.76
1:D:252:ILE:HD11	1:D:307:GLN:HB3	1.68	0.76
1:F:317:ARG:CG	1:F:318:LEU:N	2.47	0.76
1:C:105:TYR:O	1:C:107:PRO:HD3	1.86	0.75
1:C:297:ILE:HD13	1:C:338:ILE:HG12	1.65	0.75

Continued on next page...

Continued from previous page...

Atom-1	Atom-2	Interatomic distance (Å)	Clash overlap (Å)
1:E:83:GLU:HG2	1:E:83:GLU:O	1.87	0.74
1:D:116:GLU:O	1:D:119:ARG:HG2	1.87	0.74
1:E:316:ILE:HD13	1:E:316:ILE:N	2.02	0.74
1:E:320:GLN:N	1:E:323:THR:HG23	2.03	0.74
1:D:53:SER:O	1:D:54:PHE:HB2	1.88	0.73
1:B:315:LEU:HD12	1:B:316:ILE:H	1.54	0.73
1:E:320:GLN:H	1:E:323:THR:HG23	1.54	0.73
1:F:320:GLN:N	1:F:320:GLN:HE21	1.87	0.72
1:B:150:MET:HG3	1:B:174:TYR:O	1.90	0.72
1:A:297:ILE:HD12	1:A:338:ILE:HG12	1.72	0.71
1:B:233:GLN:HG2	1:B:236:TRP:CZ2	2.25	0.71
1:E:297:ILE:HD12	1:E:338:ILE:HG12	1.73	0.71
1:E:233:GLN:HA	1:E:236:TRP:NE1	2.04	0.71
1:F:150:MET:HG3	1:F:174:TYR:O	1.91	0.71
1:E:133:ARG:HA	1:E:140:GLN:NE2	2.04	0.71
1:A:322:VAL:HA	1:A:325:MET:HB2	1.73	0.71
1:B:120:GLN:HE21	1:B:120:GLN:H	1.37	0.71
1:E:94:VAL:HB	1:E:95:PRO:HD3	1.72	0.71
1:C:318:LEU:HD12	1:C:319:GLY:N	2.06	0.71
1:A:145:ASP:O	1:A:149:ARG:HG3	1.91	0.71
1:C:142:VAL:O	1:C:146:ILE:HG12	1.91	0.70
1:A:320:GLN:O	1:A:323:THR:HG22	1.90	0.70
1:B:320:GLN:HB3	1:B:340:GLN:OE1	1.90	0.70
1:F:320:GLN:O	1:F:323:THR:HG22	1.91	0.70
1:E:52:ARG:HE	1:E:52:ARG:H	1.39	0.70
1:F:320:GLN:N	1:F:320:GLN:NE2	2.39	0.70
1:F:212:GLN:HE21	1:F:212:GLN:CA	2.05	0.70
1:B:251:ASN:N	1:B:251:ASN:HD22	1.90	0.69
1:D:53:SER:HB2	1:F:322:VAL:HG23	1.75	0.69
1:E:320:GLN:NE2	1:E:321:ALA:HB3	2.07	0.69
1:D:233:GLN:HA	1:D:236:TRP:NE1	2.08	0.68
1:E:252:ILE:HG23	1:E:253:ASP:H	1.58	0.68
1:D:94:VAL:HB	1:D:95:PRO:HD3	1.75	0.68
1:E:252:ILE:HG23	1:E:253:ASP:N	2.08	0.68
1:B:291:ILE:HB	1:B:292:PRO:HD3	1.76	0.68
1:D:322:VAL:HB	1:D:340:GLN:NE2	2.09	0.68
1:B:233:GLN:O	1:B:237:SER:HB3	1.93	0.67
1:B:325:MET:O	1:C:327:ASP:HB2	1.93	0.67
1:F:323:THR:HG23	1:F:324:LEU:HD12	1.76	0.67
1:B:233:GLN:HA	1:B:236:TRP:HE1	1.59	0.67
1:D:318:LEU:HD11	1:D:324:LEU:CD2	2.24	0.67

Continued on next page...

Continued from previous page...

Atom-1	Atom-2	Interatomic distance (Å)	Clash overlap (Å)
1:F:118:ASP:O	1:F:121:VAL:HG22	1.94	0.67
2:B:401:RWY:CAG	2:B:401:RWY:CAK	2.47	0.67
1:A:129:SER:HB3	1:A:133:ARG:NH1	2.10	0.67
1:E:297:ILE:CD1	1:E:338:ILE:HG12	2.24	0.67
1:F:229:GLU:HG2	1:F:243:LEU:HD23	1.77	0.67
1:B:251:ASN:N	1:B:251:ASN:ND2	2.36	0.67
1:E:259:LEU:O	1:E:263:ILE:HG13	1.95	0.66
1:F:320:GLN:NE2	1:F:340:GLN:HG2	2.11	0.66
1:D:348:ARG:O	1:D:350:PRO:HD3	1.96	0.66
1:A:322:VAL:HB	1:A:340:GLN:OE1	1.95	0.66
1:B:118:ASP:O	1:B:121:VAL:HG22	1.95	0.66
1:B:255:ALA:HB1	1:B:310:PHE:CZ	2.31	0.66
1:D:325:MET:O	1:E:327:ASP:HB2	1.95	0.66
1:D:150:MET:HG3	1:D:174:TYR:O	1.96	0.66
1:B:253:ASP:O	1:B:257:GLN:HG3	1.96	0.66
1:C:157:PHE:HA	1:C:160:LYS:HG2	1.77	0.65
1:E:317:ARG:NH1	1:E:344:GLU:HG2	2.10	0.65
1:D:233:GLN:HE21	1:D:234:GLU:N	1.94	0.65
1:E:291:ILE:HB	1:E:292:PRO:HD3	1.77	0.65
1:D:289:CYS:HA	2:D:401:RWY:CAC	2.25	0.65
1:C:348:ARG:HB3	1:C:348:ARG:HH11	1.60	0.65
1:D:45:LYS:O	1:D:49:GLN:HG3	1.96	0.65
1:F:176:ALA:HB2	1:F:212:GLN:HG2	1.78	0.65
1:B:321:ALA:O	1:B:325:MET:HG2	1.96	0.65
1:D:321:ALA:HA	1:D:324:LEU:HB2	1.78	0.65
1:E:40:LEU:HD21	1:E:67:ASN:HD21	1.62	0.65
1:F:98:HIS:C	1:F:99:ASN:HD22	1.99	0.65
1:E:218:ARG:HD2	1:E:219:ASP:OD1	1.97	0.65
1:B:176:ALA:CB	1:B:212:GLN:HG2	2.25	0.64
1:B:226:GLY:HA3	1:B:228:ARG:NH1	2.12	0.64
1:D:350:PRO:HG2	1:D:353:ASN:HB2	1.78	0.64
1:B:263:ILE:HG23	1:B:300:LEU:HD22	1.80	0.64
1:D:252:ILE:CD1	1:D:307:GLN:HB3	2.28	0.64
1:F:356:SER:O	1:F:357:SER:HB3	1.97	0.64
1:D:318:LEU:HD11	1:D:324:LEU:HD21	1.80	0.64
1:A:297:ILE:HD13	1:A:338:ILE:HG23	1.80	0.64
1:F:72:PHE:CD1	1:F:143:ILE:HG23	2.32	0.63
1:A:289:CYS:CA	2:A:401:RWY:HAC	2.24	0.63
1:E:317:ARG:NH1	1:E:348:ARG:HH11	1.97	0.62
1:F:357:SER:O	1:F:361:GLN:HB2	2.00	0.62
1:E:325:MET:O	1:F:327:ASP:HB2	1.98	0.62

Continued on next page...

Continued from previous page...

Atom-1	Atom-2	Interatomic distance (Å)	Clash overlap (Å)
1:C:150:MET:HG3	1:C:174:TYR:O	1.99	0.62
1:E:331:MET:HB3	1:E:332:PRO:HD3	1.81	0.62
1:B:210:PHE:CZ	1:B:297:ILE:HG12	2.34	0.62
1:D:260:ASN:HD21	1:D:305:ASN:HB2	1.63	0.62
1:F:88:ILE:CG2	1:F:93:LYS:HB2	2.30	0.62
1:B:289:CYS:O	2:B:401:RWY:HAC	1.99	0.62
1:E:105:TYR:O	1:E:107:PRO:HD3	2.00	0.62
1:E:316:ILE:H	1:E:316:ILE:CD1	2.13	0.62
1:E:77:ARG:HA	1:E:77:ARG:HH11	1.65	0.62
1:F:320:GLN:H	1:F:320:GLN:NE2	1.91	0.62
1:F:112:MET:HA	1:F:123:GLU:HG2	1.81	0.61
1:D:74:LEU:HB3	1:D:128:ILE:HD13	1.81	0.61
1:E:269:HIS:O	1:E:273:VAL:HG23	2.00	0.61
1:E:92:LYS:O	1:E:95:PRO:HD2	2.00	0.61
1:A:252:ILE:CG1	1:A:307:GLN:HG2	2.31	0.61
1:E:268:HIS:O	1:E:271:PRO:HD2	2.00	0.61
1:A:224:GLN:C	1:A:226:GLY:H	2.02	0.61
1:A:94:VAL:HB	1:A:95:PRO:HD3	1.83	0.61
1:C:52:ARG:HD3	1:C:53:SER:N	2.16	0.61
1:C:54:PHE:O	1:C:58:ILE:HG13	2.00	0.61
1:E:150:MET:HG3	1:E:174:TYR:O	2.01	0.61
1:F:88:ILE:HG21	1:F:93:LYS:HB2	1.83	0.61
1:B:195:PRO:HD2	1:F:279:ARG:HH21	1.66	0.61
1:C:331:MET:HB3	1:C:332:PRO:HD3	1.83	0.61
1:D:320:GLN:NE2	1:D:340:GLN:HE22	1.99	0.61
1:E:118:ASP:O	1:E:120:GLN:N	2.34	0.61
1:F:158:LEU:HD12	1:F:159:ASP:OD1	2.00	0.61
1:F:252:ILE:HD11	1:F:307:GLN:HB2	1.83	0.60
1:C:42:THR:HG22	1:C:46:TYR:CE2	2.36	0.60
1:E:90:VAL:O	1:E:92:LYS:N	2.30	0.60
1:D:320:GLN:HE22	1:D:322:VAL:N	1.97	0.60
1:C:105:TYR:HA	1:C:133:ARG:HD3	1.83	0.60
1:C:100:PHE:HA	1:C:103:PHE:CD2	2.37	0.60
1:D:263:ILE:O	1:D:267:LEU:HG	2.02	0.60
1:E:82:LEU:C	1:E:84:ASP:H	2.05	0.60
1:A:253:ASP:O	1:A:257:GLN:HG3	2.01	0.59
1:A:357:SER:O	1:A:361:GLN:HG3	2.02	0.59
1:E:287:ASN:O	1:E:291:ILE:HD13	2.02	0.59
1:E:292:PRO:HB2	2:E:401:RWY:HAE	1.84	0.59
1:F:218:ARG:HD2	1:F:219:ASP:OD1	2.02	0.59
1:A:326:MET:HE3	1:B:291:ILE:HD11	1.84	0.59

Continued on next page...

Continued from previous page...

Atom-1	Atom-2	Interatomic distance (Å)	Clash overlap (Å)
1:D:218:ARG:NH1	1:D:219:ASP:OD2	2.35	0.59
1:D:248:LEU:HB2	1:D:251:ASN:HD22	1.68	0.59
1:B:242:LYS:HE2	1:B:245:ASP:OD1	2.01	0.59
1:E:252:ILE:HD11	1:E:307:GLN:HB2	1.84	0.59
1:A:252:ILE:HG12	1:A:307:GLN:HG2	1.84	0.59
1:B:326:MET:HE1	1:C:287:ASN:HD22	1.68	0.59
1:D:327:ASP:OD2	1:D:329:THR:HG23	2.02	0.59
1:B:248:LEU:O	1:B:251:ASN:ND2	2.36	0.59
1:C:270:ILE:HB	1:C:366:ILE:HD13	1.83	0.59
1:D:253:ASP:O	1:D:257:GLN:HG3	2.03	0.59
1:B:105:TYR:O	1:B:107:PRO:HD3	2.02	0.59
1:B:297:ILE:HD12	1:B:338:ILE:HG12	1.85	0.58
1:C:315:LEU:O	1:C:315:LEU:HD12	2.02	0.58
1:C:51:SER:HB2	3:C:551:HOH:O	2.02	0.58
1:E:207:MET:CE	2:E:401:RWY:HAD	2.32	0.58
1:A:200:ASP:OD2	1:A:203:ARG:NE	2.31	0.58
1:D:256:VAL:HG12	1:D:256:VAL:O	2.03	0.58
1:F:100:PHE:HA	1:F:103:PHE:CD2	2.38	0.58
1:C:291:ILE:HB	1:C:292:PRO:HD3	1.86	0.58
1:C:353:ASN:ND2	1:C:355:SER:H	2.01	0.58
1:F:242:LYS:HG2	1:F:245:ASP:OD2	2.03	0.58
1:B:289:CYS:HA	2:B:401:RWY:CAC	2.34	0.58
1:D:318:LEU:HD21	1:D:324:LEU:HD21	1.85	0.58
1:F:212:GLN:NE2	1:F:212:GLN:HA	2.19	0.58
1:A:55:ALA:O	1:A:59:GLN:HG3	2.03	0.58
1:E:358:LYS:O	1:E:362:ILE:HG22	2.03	0.57
1:F:176:ALA:CB	1:F:212:GLN:HG2	2.34	0.57
1:D:176:ALA:HA	2:D:401:RWY:HAH	1.86	0.57
1:D:323:THR:HG22	1:D:323:THR:O	2.04	0.57
1:F:224:GLN:C	1:F:226:GLY:H	2.07	0.57
1:E:115:LYS:HE2	1:E:115:LYS:HA	1.87	0.57
1:C:190:SER:O	1:C:191:GLU:HB2	2.04	0.57
1:A:308:GLN:HB3	1:A:314:VAL:HG22	1.85	0.57
1:D:221:LEU:HD22	1:D:312:GLY:H	1.70	0.57
1:D:233:GLN:NE2	1:D:234:GLU:N	2.52	0.57
1:A:105:TYR:O	1:A:107:PRO:HD3	2.05	0.57
1:A:114:SER:HB3	1:A:119:ARG:HB2	1.87	0.56
1:A:334:VAL:O	1:A:338:ILE:HG13	2.05	0.56
1:B:344:GLU:O	1:B:348:ARG:HD3	2.05	0.56
1:C:320:GLN:NE2	1:C:321:ALA:HB3	2.20	0.56
1:C:36:LEU:N	1:C:36:LEU:HD23	2.20	0.56

Continued on next page...

Continued from previous page...

Atom-1	Atom-2	Interatomic distance (Å)	Clash overlap (Å)
1:D:125:PHE:N	1:D:126:PRO:CD	2.69	0.56
1:D:356:SER:O	1:D:360:ARG:HG3	2.06	0.56
1:F:234:GLU:O	1:F:238:ARG:HG3	2.05	0.56
1:D:291:ILE:HB	1:D:292:PRO:HD3	1.88	0.56
1:D:90:VAL:O	1:D:94:VAL:HG23	2.05	0.56
1:E:326:MET:HA	1:F:327:ASP:HB2	1.85	0.56
1:F:99:ASN:N	1:F:99:ASN:ND2	2.47	0.56
1:C:221:LEU:HD23	1:C:312:GLY:N	2.21	0.56
1:E:46:TYR:HA	1:E:49:GLN:HB2	1.87	0.56
1:E:136:ALA:HB3	1:E:139:TYR:CD2	2.40	0.56
1:F:307:GLN:C	1:F:309:VAL:H	2.09	0.56
1:B:368:THR:HG22	1:B:368:THR:O	2.05	0.56
1:F:320:GLN:OE1	1:F:323:THR:N	2.39	0.56
1:E:233:GLN:HA	1:E:236:TRP:CD1	2.40	0.56
1:E:320:GLN:O	1:E:324:LEU:HB3	2.06	0.56
1:F:343:GLU:HG3	3:F:489:HOH:O	2.06	0.55
1:B:212:GLN:OE1	1:B:212:GLN:HA	2.03	0.55
1:E:90:VAL:HG12	1:E:91:GLU:N	2.16	0.55
2:D:401:RWY:CAG	2:D:401:RWY:CAK	2.51	0.55
1:D:36:LEU:HD21	3:D:594:HOH:O	2.06	0.55
1:C:220:TYR:OH	1:C:246:PHE:HB2	2.05	0.55
1:E:202:GLU:O	1:E:205:ASN:HB3	2.07	0.55
1:F:72:PHE:HD1	1:F:143:ILE:HG23	1.72	0.55
1:F:246:PHE:CD1	1:F:255:ALA:HA	2.41	0.55
1:F:297:ILE:CD1	1:F:338:ILE:HG12	2.36	0.55
1:F:162:VAL:HG12	1:F:232:PRO:HA	1.87	0.55
1:A:344:GLU:O	1:A:348:ARG:HG3	2.06	0.55
1:C:252:ILE:HG23	1:C:253:ASP:N	2.21	0.55
1:F:166:GLN:NE2	3:F:437:HOH:O	2.39	0.55
1:F:233:GLN:O	1:F:235:VAL:N	2.40	0.55
1:F:317:ARG:HG3	1:F:318:LEU:N	2.06	0.55
1:A:353:ASN:HD22	1:A:355:SER:H	1.54	0.54
1:C:229:GLU:HG2	1:C:243:LEU:HD23	1.88	0.54
1:E:289:CYS:HA	2:E:401:RWY:CAC	2.37	0.54
1:F:212:GLN:HE21	1:F:212:GLN:HA	1.71	0.54
1:F:212:GLN:NE2	1:F:212:GLN:CA	2.70	0.54
1:A:353:ASN:ND2	1:A:355:SER:H	2.05	0.54
2:B:401:RWY:HAL	3:B:646:HOH:O	2.07	0.54
1:F:53:SER:O	1:F:55:ALA:N	2.39	0.54
1:A:341:TYR:O	1:A:344:GLU:HB2	2.08	0.54
1:A:150:MET:O	1:A:154:MET:HG3	2.08	0.54

Continued on next page...

Continued from previous page...

Atom-1	Atom-2	Interatomic distance (Å)	Clash overlap (Å)
1:D:297:ILE:CD1	1:D:338:ILE:HG12	2.38	0.54
1:A:207:MET:HE2	2:A:401:RWY:HAD	1.89	0.54
1:E:223:ASP:OD1	1:E:228:ARG:NH2	2.41	0.54
1:C:213:LYS:O	1:C:217:ILE:HG13	2.07	0.54
1:F:104:LEU:HB3	1:F:132:PHE:CE2	2.42	0.54
1:F:323:THR:C	1:F:325:MET:H	2.11	0.54
1:D:53:SER:O	1:D:54:PHE:CB	2.56	0.54
1:A:41:LYS:HG3	1:C:368:THR:HG21	1.89	0.53
1:E:322:VAL:HG21	1:F:53:SER:HB2	1.90	0.53
1:B:362:ILE:O	1:B:366:ILE:HG13	2.08	0.53
1:C:348:ARG:O	1:C:350:PRO:HD3	2.09	0.53
1:D:252:ILE:O	1:D:252:ILE:HG12	2.08	0.53
1:D:53:SER:HB2	1:F:322:VAL:CG2	2.38	0.53
1:B:251:ASN:O	1:B:254:LEU:HB2	2.08	0.53
1:D:259:LEU:HD21	1:D:309:VAL:HG21	1.90	0.53
1:A:48:ASN:ND2	1:C:367:ARG:HD3	2.24	0.53
1:E:118:ASP:O	1:E:121:VAL:HG22	2.09	0.53
1:F:110:ARG:HG2	1:F:111:PHE:N	2.23	0.53
1:F:200:ASP:OD2	1:F:203:ARG:HB2	2.09	0.53
1:F:221:LEU:HD13	1:F:310:PHE:HA	1.90	0.53
1:E:150:MET:O	1:E:154:MET:HG3	2.08	0.53
1:D:181:ILE:HG23	1:D:201:THR:HG22	1.89	0.53
1:D:233:GLN:HA	1:D:236:TRP:CD1	2.44	0.53
1:F:146:ILE:O	1:F:150:MET:HB2	2.09	0.53
1:A:115:LYS:HA	1:A:115:LYS:HE2	1.91	0.53
1:B:176:ALA:O	2:B:401:RWY:HAH	2.09	0.53
1:E:136:ALA:O	1:E:140:GLN:HG3	2.09	0.53
1:F:54:PHE:O	1:F:57:VAL:HG22	2.08	0.53
1:C:362:ILE:O	1:C:366:ILE:HG13	2.09	0.52
1:E:74:LEU:HB3	1:E:128:ILE:HD13	1.90	0.52
1:F:257:GLN:HA	1:F:353:ASN:ND2	2.24	0.52
1:C:125:PHE:N	1:C:126:PRO:CD	2.72	0.52
1:A:289:CYS:O	2:A:401:RWY:HAC	2.09	0.52
1:B:83:GLU:O	1:B:83:GLU:HG2	2.09	0.52
1:F:42:THR:HG22	1:F:46:TYR:CE2	2.45	0.52
1:E:153:GLY:HA3	1:E:174:TYR:CG	2.43	0.52
1:E:289:CYS:O	2:E:401:RWY:CAC	2.56	0.52
1:E:320:GLN:HG2	1:E:321:ALA:H	1.74	0.52
1:D:238:ARG:NH2	1:D:261:GLU:OE2	2.43	0.51
1:F:90:VAL:O	1:F:94:VAL:HG23	2.10	0.51
1:A:100:PHE:HA	1:A:103:PHE:CD2	2.45	0.51

Continued on next page...

Continued from previous page...

Atom-1	Atom-2	Interatomic distance (Å)	Clash overlap (Å)
1:F:170:LYS:O	1:F:173:HIS:HB3	2.10	0.51
1:C:356:SER:O	1:C:360:ARG:HG3	2.10	0.51
2:A:401:RWY:CAK	2:A:401:RWY:CAG	2.52	0.51
1:A:257:GLN:NE2	1:A:354:PRO:HG2	2.25	0.51
1:D:118:ASP:O	1:D:121:VAL:HG22	2.10	0.51
1:E:362:ILE:HG23	1:E:363:ILE:N	2.25	0.51
1:A:150:MET:HG3	1:A:174:TYR:O	2.10	0.51
1:B:238:ARG:HG3	1:B:238:ARG:HH11	1.76	0.51
1:D:251:ASN:O	1:D:253:ASP:N	2.43	0.51
1:D:320:GLN:NE2	1:D:322:VAL:N	2.53	0.51
1:E:102:SER:O	1:E:106:GLN:HG3	2.10	0.51
1:E:80:ASP:O	1:E:84:ASP:HB2	2.11	0.51
1:F:54:PHE:O	1:F:58:ILE:HG13	2.11	0.51
1:B:292:PRO:HG2	2:B:401:RWY:HAE	1.93	0.51
1:C:255:ALA:HB1	1:C:310:PHE:CZ	2.45	0.51
1:F:174:TYR:HA	1:F:178:LEU:HD12	1.93	0.51
1:F:255:ALA:HB1	1:F:310:PHE:CE1	2.46	0.51
1:B:250:GLU:HG3	1:B:251:ASN:ND2	2.25	0.50
1:C:321:ALA:HA	1:C:324:LEU:HG	1.93	0.50
1:F:55:ALA:O	1:F:59:GLN:HG3	2.11	0.50
1:A:318:LEU:O	1:A:318:LEU:HD12	2.11	0.50
1:E:82:LEU:C	1:E:84:ASP:N	2.65	0.50
1:D:362:ILE:O	1:D:366:ILE:HG13	2.10	0.50
1:F:51:SER:HB2	1:F:73:TYR:CZ	2.46	0.50
1:F:89:SER:OG	1:F:92:LYS:HB3	2.11	0.50
1:B:262:LEU:O	1:B:265:ASN:HB3	2.12	0.50
1:D:331:MET:HB3	1:D:332:PRO:HD3	1.94	0.50
1:E:125:PHE:N	1:E:126:PRO:CD	2.75	0.50
1:E:291:ILE:CB	1:E:292:PRO:HD3	2.41	0.50
1:B:67:ASN:O	1:B:71:ILE:HG12	2.12	0.50
1:C:270:ILE:HB	1:C:271:PRO:HD3	1.93	0.50
1:F:308:GLN:HA	1:F:311:LYS:HD3	1.94	0.50
1:C:85:ASP:HB3	1:C:88:ILE:HD12	1.93	0.50
1:D:319:GLY:O	1:D:324:LEU:HG	2.12	0.50
1:F:110:ARG:HD3	1:F:112:MET:HG2	1.92	0.50
1:F:159:ASP:OD1	1:F:159:ASP:N	2.45	0.50
1:A:338:ILE:O	1:A:342:MET:HG2	2.12	0.49
1:B:52:ARG:CG	1:B:53:SER:N	2.75	0.49
1:B:85:ASP:OD1	1:B:114:SER:HA	2.13	0.49
1:A:76:LEU:O	1:A:80:ASP:HB2	2.13	0.49
1:C:52:ARG:N	1:C:52:ARG:CD	2.75	0.49

Continued on next page...

Continued from previous page...

Atom-1	Atom-2	Interatomic distance (Å)	Clash overlap (Å)
1:E:92:LYS:C	1:E:95:PRO:HD2	2.33	0.49
1:A:221:LEU:HB3	3:A:622:HOH:O	2.12	0.49
1:D:163:THR:OG1	1:D:164:SER:N	2.44	0.49
1:A:153:GLY:HA3	1:A:174:TYR:CD1	2.48	0.49
1:B:239:TYR:HE1	1:B:257:GLN:HB2	1.78	0.49
1:C:73:TYR:O	1:C:77:ARG:HB2	2.11	0.49
1:D:321:ALA:HA	1:D:324:LEU:HD12	1.95	0.49
1:F:253:ASP:O	1:F:256:VAL:N	2.44	0.49
1:F:64:GLU:HG3	3:F:488:HOH:O	2.12	0.49
1:F:322:VAL:O	1:F:326:MET:HG3	2.13	0.49
1:B:120:GLN:N	1:B:120:GLN:HE21	2.07	0.49
1:E:89:SER:C	1:E:90:VAL:O	2.49	0.49
1:D:322:VAL:HB	1:D:340:GLN:HE22	1.77	0.49
1:A:111:PHE:CZ	1:A:113:GLU:HB2	2.47	0.49
1:B:52:ARG:CG	1:B:53:SER:H	2.26	0.49
1:C:211:LEU:HD13	1:C:293:GLN:NE2	2.28	0.49
1:B:256:VAL:HG21	1:B:307:GLN:HG2	1.94	0.48
1:D:109:TRP:O	1:D:126:PRO:HG3	2.13	0.48
1:D:295:MET:CE	1:F:325:MET:HG3	2.42	0.48
1:E:212:GLN:HA	1:E:212:GLN:OE1	2.12	0.48
1:F:243:LEU:HD12	1:F:243:LEU:O	2.13	0.48
1:F:322:VAL:HG12	1:F:326:MET:SD	2.53	0.48
1:C:334:VAL:O	1:C:338:ILE:HG13	2.14	0.48
1:B:207:MET:O	1:B:211:LEU:HG	2.14	0.48
1:E:320:GLN:CG	1:E:321:ALA:N	2.77	0.48
1:F:82:LEU:O	1:F:83:GLU:C	2.51	0.48
1:A:107:PRO:O	1:A:126:PRO:HB3	2.14	0.48
1:C:256:VAL:HG12	1:C:256:VAL:O	2.12	0.48
1:E:338:ILE:O	1:E:342:MET:HG2	2.14	0.48
1:B:205:ASN:O	1:B:209:LEU:HD13	2.13	0.48
1:D:259:LEU:O	1:D:259:LEU:HD12	2.13	0.48
1:B:210:PHE:HZ	1:B:297:ILE:HG12	1.78	0.48
1:B:94:VAL:HB	1:B:95:PRO:HD3	1.94	0.48
1:D:51:SER:OG	1:D:54:PHE:HB2	2.14	0.48
1:F:181:ILE:O	1:F:185:ARG:HG3	2.14	0.48
1:E:36:LEU:N	1:E:36:LEU:HD23	2.29	0.48
1:B:347:HIS:C	1:B:347:HIS:HD1	2.17	0.48
1:E:179:VAL:HB	2:E:401:RWY:HAH	1.96	0.48
1:E:309:VAL:O	1:E:309:VAL:HG12	2.14	0.48
1:F:165:GLU:C	1:F:167:GLU:H	2.17	0.48
1:B:347:HIS:ND1	1:B:347:HIS:O	2.45	0.47

Continued on next page...

Continued from previous page...

Atom-1	Atom-2	Interatomic distance (Å)	Clash overlap (Å)
1:C:220:TYR:CZ	1:C:246:PHE:HB2	2.49	0.47
1:C:365:THR:O	1:C:369:GLN:HG3	2.14	0.47
1:E:318:LEU:HG	1:E:319:GLY:H	1.79	0.47
1:F:54:PHE:H	1:F:54:PHE:HD1	1.62	0.47
1:D:320:GLN:OE1	1:D:321:ALA:HB3	2.14	0.47
1:E:104:LEU:HD23	1:E:125:PHE:CZ	2.49	0.47
1:E:142:VAL:O	1:E:146:ILE:HG12	2.14	0.47
1:F:153:GLY:HA3	1:F:174:TYR:CG	2.49	0.47
1:F:72:PHE:CZ	1:F:76:LEU:HD11	2.49	0.47
1:D:137:GLU:HB2	3:D:524:HOH:O	2.13	0.47
1:E:82:LEU:O	1:E:84:ASP:N	2.48	0.47
1:B:163:THR:OG1	1:B:164:SER:N	2.48	0.47
1:B:316:ILE:N	1:B:316:ILE:HD12	2.30	0.47
1:C:262:LEU:O	1:C:265:ASN:HB3	2.14	0.47
1:A:326:MET:CE	1:B:291:ILE:HD11	2.45	0.47
1:C:221:LEU:CD2	1:C:312:GLY:N	2.78	0.47
1:D:109:TRP:CD2	1:D:110:ARG:N	2.83	0.47
1:B:162:VAL:HG11	1:B:168:TRP:HA	1.97	0.47
1:E:233:GLN:HG3	1:E:236:TRP:CZ2	2.50	0.47
1:F:117:LYS:HE3	1:F:118:ASP:OD2	2.14	0.47
1:E:368:THR:OG1	1:F:41:LYS:HA	2.14	0.47
1:A:259:LEU:HD13	1:A:309:VAL:HG11	1.97	0.47
2:B:401:RWY:HALA	2:B:401:RWY:HAI	1.58	0.47
1:B:326:MET:CE	1:C:287:ASN:HB3	2.45	0.47
1:D:229:GLU:CG	1:D:243:LEU:HD23	2.43	0.47
2:E:401:RWY:HAI	2:E:401:RWY:HALA	1.56	0.47
1:E:252:ILE:CG2	1:E:253:ASP:N	2.78	0.47
1:A:142:VAL:O	1:A:146:ILE:HG12	2.15	0.47
1:A:262:LEU:O	1:A:265:ASN:HB3	2.15	0.47
1:D:120:GLN:OE1	1:D:120:GLN:HA	2.15	0.47
1:D:55:ALA:O	1:D:59:GLN:HG3	2.14	0.47
1:C:203:ARG:HD2	1:C:272:ASP:OD1	2.15	0.46
1:F:165:GLU:O	1:F:168:TRP:N	2.48	0.46
1:A:297:ILE:CD1	1:A:338:ILE:HG12	2.41	0.46
1:C:177:GLY:HA3	1:C:205:ASN:OD1	2.14	0.46
1:D:157:PHE:CE2	1:D:160:LYS:HE3	2.50	0.46
1:F:110:ARG:HD3	1:F:112:MET:CG	2.46	0.46
1:F:364:SER:HA	1:F:367:ARG:HD2	1.96	0.46
1:A:224:GLN:C	1:A:226:GLY:N	2.68	0.46
1:B:255:ALA:HB1	1:B:310:PHE:CE1	2.49	0.46
1:B:52:ARG:HG2	1:B:53:SER:H	1.80	0.46

Continued on next page...

Continued from previous page...

Atom-1	Atom-2	Interatomic distance (Å)	Clash overlap (Å)
1:E:259:LEU:HD21	1:E:303:CYS:O	2.14	0.46
1:C:233:GLN:HG3	1:C:236:TRP:CZ2	2.50	0.46
1:C:239:TYR:O	1:C:254:LEU:HD13	2.15	0.46
1:D:153:GLY:HA3	1:D:174:TYR:CG	2.51	0.46
1:F:40:LEU:HD13	1:F:131:GLU:OE1	2.16	0.46
1:B:268:HIS:CD2	1:B:362:ILE:HD13	2.51	0.46
1:D:204:ALA:O	1:D:207:MET:HB2	2.15	0.46
1:F:153:GLY:HA3	1:F:174:TYR:CD1	2.51	0.46
1:F:291:ILE:HB	1:F:292:PRO:HD3	1.98	0.46
1:F:88:ILE:CG2	1:F:89:SER:N	2.78	0.46
1:A:259:LEU:O	1:A:263:ILE:HG13	2.16	0.46
1:B:251:ASN:HB3	1:B:254:LEU:HD12	1.98	0.46
1:D:293:GLN:O	1:D:297:ILE:HG13	2.15	0.45
1:E:212:GLN:O	1:E:216:ILE:HG13	2.16	0.45
1:F:168:TRP:HE1	1:F:216:ILE:HD13	1.81	0.45
1:A:157:PHE:CE2	1:A:160:LYS:HE3	2.50	0.45
1:B:252:ILE:CG2	1:B:253:ASP:N	2.79	0.45
1:D:115:LYS:HA	1:D:115:LYS:CE	2.42	0.45
1:D:119:ARG:O	1:D:123:GLU:HG3	2.17	0.45
1:A:236:TRP:CE2	1:A:243:LEU:HB2	2.51	0.45
1:E:52:ARG:HE	1:E:52:ARG:N	2.08	0.45
1:A:125:PHE:N	1:A:126:PRO:CD	2.80	0.45
1:B:190:SER:O	1:B:191:GLU:HB2	2.16	0.45
1:F:165:GLU:C	1:F:167:GLU:N	2.68	0.45
1:A:218:ARG:NH1	1:A:219:ASP:OD1	2.49	0.45
1:C:321:ALA:HA	1:C:324:LEU:CG	2.47	0.45
1:E:245:ASP:HB3	1:E:251:ASN:ND2	2.31	0.45
1:E:362:ILE:HG23	1:E:363:ILE:H	1.82	0.45
1:B:207:MET:HE3	1:B:293:GLN:NE2	2.31	0.45
1:E:327:ASP:OD2	1:E:329:THR:HG23	2.16	0.45
1:B:226:GLY:HA3	1:B:228:ARG:HH12	1.81	0.45
1:B:247:ALA:O	1:B:249:PRO:HD3	2.17	0.45
1:B:326:MET:CE	1:C:287:ASN:ND2	2.80	0.45
1:C:336:ALA:O	1:C:340:GLN:HB2	2.17	0.45
1:F:66:ARG:HD3	3:F:461:HOH:O	2.16	0.45
1:D:315:LEU:HD12	1:D:315:LEU:O	2.17	0.45
1:E:130:LEU:HA	1:E:133:ARG:NH2	2.32	0.45
1:F:165:GLU:O	1:F:167:GLU:N	2.48	0.45
1:A:72:PHE:O	1:A:76:LEU:HG	2.16	0.45
1:C:102:SER:HA	1:C:105:TYR:CE2	2.51	0.45
1:D:47:LEU:HD22	1:D:70:CYS:SG	2.56	0.45

Continued on next page...

Continued from previous page...

Atom-1	Atom-2	Interatomic distance (Å)	Clash overlap (Å)
1:F:190:SER:O	1:F:191:GLU:HB2	2.15	0.45
1:F:53:SER:O	1:F:54:PHE:C	2.55	0.45
1:B:125:PHE:N	1:B:126:PRO:CD	2.80	0.44
1:B:318:LEU:HD23	1:B:319:GLY:N	2.31	0.44
1:B:353:ASN:HA	1:B:354:PRO:HD3	1.82	0.44
1:B:363:ILE:HA	1:B:366:ILE:HD12	1.99	0.44
1:D:79:LEU:HD13	1:D:100:PHE:CD2	2.52	0.44
1:D:307:GLN:O	1:D:309:VAL:N	2.50	0.44
1:D:321:ALA:O	1:D:324:LEU:HB2	2.17	0.44
1:A:291:ILE:HG23	1:A:295:MET:CE	2.47	0.44
1:B:252:ILE:O	1:B:252:ILE:HD13	2.17	0.44
1:B:319:GLY:O	1:B:320:GLN:O	2.35	0.44
1:B:325:MET:HE2	1:C:294:VAL:HB	1.99	0.44
1:E:317:ARG:HH11	1:E:344:GLU:CG	2.15	0.44
1:A:85:ASP:HB3	1:A:88:ILE:HD12	1.98	0.44
1:C:252:ILE:CG2	1:C:253:ASP:N	2.80	0.44
1:C:309:VAL:HA	1:C:314:VAL:HG23	2.00	0.44
1:D:320:GLN:CD	1:D:321:ALA:N	2.71	0.44
1:F:211:LEU:O	1:F:214:THR:HB	2.17	0.44
1:F:320:GLN:CD	1:F:340:GLN:HG2	2.38	0.44
1:A:291:ILE:HG23	1:A:295:MET:HE2	1.98	0.44
1:B:207:MET:CE	2:B:401:RWY:HAD	2.47	0.44
1:C:185:ARG:HD2	3:C:504:HOH:O	2.18	0.44
1:E:100:PHE:HA	1:E:103:PHE:CD2	2.52	0.44
1:E:77:ARG:HA	1:E:77:ARG:NH1	2.31	0.44
1:F:104:LEU:HB3	1:F:132:PHE:CD2	2.53	0.44
1:A:207:MET:CE	2:A:401:RWY:HAD	2.48	0.44
1:E:85:ASP:HB3	1:E:88:ILE:HD12	2.00	0.44
1:F:256:VAL:O	1:F:259:LEU:HB3	2.18	0.44
1:B:291:ILE:CB	1:B:292:PRO:HD3	2.46	0.44
1:B:153:GLY:HA3	1:B:174:TYR:CG	2.53	0.44
1:B:315:LEU:HD12	1:B:316:ILE:N	2.26	0.44
1:A:246:PHE:CE1	1:A:255:ALA:HA	2.53	0.44
1:C:320:GLN:HE21	1:C:321:ALA:HB3	1.82	0.44
1:E:321:ALA:HA	1:E:324:LEU:HD22	1.99	0.44
1:F:355:SER:C	1:F:356:SER:O	2.55	0.44
1:C:229:GLU:CG	1:C:243:LEU:HD23	2.48	0.44
1:C:61:LEU:HA	1:C:284:SER:HB2	2.00	0.44
1:E:213:LYS:O	1:E:217:ILE:HG13	2.18	0.44
1:E:320:GLN:CD	1:E:321:ALA:N	2.71	0.44
1:A:224:GLN:O	1:A:226:GLY:N	2.48	0.43

Continued on next page...

Continued from previous page...

Atom-1	Atom-2	Interatomic distance (Å)	Clash overlap (Å)
1:B:229:GLU:HG2	1:B:243:LEU:HD23	2.00	0.43
1:B:233:GLN:HA	1:B:236:TRP:CE2	2.50	0.43
1:D:306:ASN:OD1	1:D:307:GLN:N	2.51	0.43
1:D:221:LEU:CD2	1:D:312:GLY:H	2.31	0.43
1:F:236:TRP:CG	1:F:243:LEU:HD13	2.53	0.43
1:A:129:SER:CB	1:A:133:ARG:NH1	2.80	0.43
1:B:259:LEU:HD21	1:B:309:VAL:HG21	2.00	0.43
1:D:252:ILE:HA	1:D:255:ALA:HB3	1.99	0.43
1:F:131:GLU:O	1:F:134:ASN:HB2	2.17	0.43
1:F:362:ILE:HG23	1:F:363:ILE:N	2.33	0.43
1:F:47:LEU:O	1:F:51:SER:HB3	2.19	0.43
1:B:233:GLN:HG2	1:B:236:TRP:HZ2	1.77	0.43
1:B:326:MET:CE	1:C:287:ASN:HD22	2.29	0.43
1:D:262:LEU:O	1:D:265:ASN:N	2.50	0.43
1:E:120:GLN:HG3	1:E:120:GLN:H	1.32	0.43
1:E:252:ILE:CG2	1:E:253:ASP:H	2.29	0.43
1:F:291:ILE:O	1:F:292:PRO:C	2.56	0.43
1:A:155:ALA:HA	1:A:158:LEU:HG	2.00	0.43
1:B:224:GLN:C	1:B:226:GLY:H	2.22	0.43
1:C:320:GLN:NE2	1:C:322:VAL:H	2.17	0.43
1:D:265:ASN:O	1:D:268:HIS:HB2	2.19	0.43
1:F:167:GLU:O	1:F:170:LYS:HB3	2.18	0.43
1:E:220:TYR:CZ	1:E:246:PHE:HB2	2.53	0.43
1:F:166:GLN:HE21	1:F:166:GLN:HB3	1.58	0.43
1:F:297:ILE:HD13	1:F:338:ILE:HG12	2.01	0.43
1:A:233:GLN:HB3	1:A:233:GLN:HE21	1.54	0.43
1:B:47:LEU:HD22	1:B:70:CYS:SG	2.58	0.43
1:D:132:PHE:HE1	1:D:143:ILE:HB	1.82	0.43
1:F:293:GLN:O	1:F:297:ILE:HG13	2.19	0.43
1:B:218:ARG:NH1	1:B:219:ASP:OD1	2.52	0.43
1:C:344:GLU:O	1:C:348:ARG:HG3	2.18	0.43
1:D:362:ILE:HG23	1:D:363:ILE:N	2.34	0.43
2:D:401:RWY:HAI	2:D:401:RWY:HALA	1.61	0.43
1:E:179:VAL:HB	2:E:401:RWY:CAH	2.49	0.43
1:E:90:VAL:C	1:E:92:LYS:N	2.72	0.43
1:F:320:GLN:OE1	1:F:340:GLN:OE1	2.37	0.43
1:F:356:SER:O	1:F:358:LYS:N	2.46	0.43
1:F:94:VAL:N	1:F:95:PRO:HD2	2.33	0.43
1:C:219:ASP:O	1:C:220:TYR:C	2.56	0.43
1:C:50:THR:HB	1:C:77:ARG:HG3	2.00	0.43
1:D:85:ASP:OD1	1:D:114:SER:HA	2.19	0.43

Continued on next page...

Continued from previous page...

Atom-1	Atom-2	Interatomic distance (Å)	Clash overlap (Å)
1:D:215:ASN:O	1:D:219:ASP:OD2	2.37	0.43
1:D:233:GLN:C	1:D:235:VAL:H	2.22	0.43
1:E:262:LEU:O	1:E:265:ASN:HB3	2.19	0.43
1:B:118:ASP:HA	1:B:120:GLN:OE1	2.17	0.43
1:C:294:VAL:HA	1:C:297:ILE:HD12	2.01	0.43
1:C:92:LYS:O	1:C:96:LEU:HG	2.19	0.43
1:E:316:ILE:O	1:E:316:ILE:HG12	2.19	0.43
1:F:241:LYS:HD3	1:F:241:LYS:H	1.83	0.43
1:D:109:TRP:O	1:D:110:ARG:HB3	2.20	0.42
1:E:141:THR:HG23	3:E:542:HOH:O	2.19	0.42
1:F:229:GLU:CG	1:F:243:LEU:HD23	2.44	0.42
1:F:252:ILE:O	1:F:256:VAL:HG23	2.19	0.42
1:A:252:ILE:HG23	1:A:253:ASP:N	2.35	0.42
1:A:52:ARG:HH11	1:A:52:ARG:CB	2.01	0.42
1:D:219:ASP:N	1:D:219:ASP:OD2	2.52	0.42
1:D:65:MET:O	1:D:69:VAL:HG23	2.20	0.42
1:E:46:TYR:HD1	1:E:49:GLN:OE1	2.01	0.42
1:E:52:ARG:C	1:E:54:PHE:H	2.23	0.42
1:F:236:TRP:O	1:F:239:TYR:HB2	2.19	0.42
1:A:50:THR:HB	1:A:77:ARG:HG2	2.00	0.42
1:D:236:TRP:CG	1:D:243:LEU:HD13	2.53	0.42
1:E:317:ARG:O	1:E:318:LEU:O	2.38	0.42
1:F:251:ASN:HB3	1:F:254:LEU:HD12	2.01	0.42
2:A:401:RWY:HALA	2:A:401:RWY:HAI	1.58	0.42
1:B:248:LEU:CB	1:B:251:ASN:HD21	2.27	0.42
1:B:315:LEU:HD23	3:B:610:HOH:O	2.19	0.42
1:B:44:TYR:OH	1:B:66:ARG:HG2	2.19	0.42
1:A:329:THR:HG21	1:C:330:ASN:HD21	1.85	0.42
1:F:356:SER:C	1:F:358:LYS:H	2.21	0.42
1:A:97:LEU:HD13	1:A:154:MET:HB2	2.02	0.42
1:B:233:GLN:HB3	1:B:233:GLN:HE21	1.72	0.42
1:B:245:ASP:O	1:B:248:LEU:HB2	2.20	0.42
1:B:248:LEU:O	1:B:250:GLU:N	2.52	0.42
1:C:297:ILE:HG13	1:C:297:ILE:H	1.55	0.42
1:D:318:LEU:HG	1:D:319:GLY:N	2.34	0.42
1:D:289:CYS:CA	2:D:401:RWY:HAC	2.41	0.42
1:E:356:SER:O	1:E:360:ARG:HG3	2.20	0.42
1:A:248:LEU:HB3	1:A:250:GLU:HG2	2.01	0.42
1:A:256:VAL:CG1	1:A:305:ASN:HA	2.49	0.42
1:A:99:ASN:O	1:A:100:PHE:C	2.58	0.42
1:B:117:LYS:HG3	1:B:118:ASP:N	2.33	0.42

Continued on next page...

Continued from previous page...

Atom-1	Atom-2	Interatomic distance (Å)	Clash overlap (Å)
1:B:207:MET:HE1	1:B:293:GLN:HG3	2.01	0.42
1:D:353:ASN:OD1	1:D:354:PRO:HD2	2.19	0.42
1:E:75:VAL:HG23	1:E:76:LEU:N	2.34	0.42
1:D:345:ILE:O	1:D:349:ILE:HG13	2.19	0.42
1:E:242:LYS:HB3	1:E:242:LYS:HE2	1.85	0.42
1:F:308:GLN:HA	1:F:311:LYS:CG	2.50	0.42
1:A:260:ASN:HD21	1:A:305:ASN:HB2	1.85	0.42
1:B:347:HIS:ND1	1:B:347:HIS:C	2.73	0.42
1:C:241:LYS:HE2	1:C:241:LYS:HB3	1.86	0.42
1:E:291:ILE:HG22	1:E:292:PRO:N	2.35	0.42
1:F:320:GLN:HG3	1:F:340:GLN:NE2	2.34	0.42
1:E:109:TRP:O	1:E:110:ARG:HB3	2.20	0.42
1:E:320:GLN:N	1:E:323:THR:CG2	2.80	0.42
1:F:79:LEU:HB2	1:F:100:PHE:CD2	2.55	0.42
1:F:295:MET:O	1:F:298:ALA:HB3	2.20	0.42
1:F:79:LEU:O	1:F:79:LEU:HD12	2.20	0.42
1:C:224:GLN:C	1:C:226:GLY:H	2.23	0.41
1:C:320:GLN:NE2	1:C:321:ALA:N	2.68	0.41
1:C:322:VAL:HG12	1:C:322:VAL:O	2.19	0.41
1:D:228:ARG:O	1:D:229:GLU:HG3	2.20	0.41
1:F:193:GLU:HB3	1:F:197:VAL:HG21	2.01	0.41
1:A:110:ARG:HB3	1:A:126:PRO:HD3	2.02	0.41
1:A:213:LYS:O	1:A:217:ILE:HG13	2.20	0.41
1:A:291:ILE:HG22	1:A:292:PRO:N	2.35	0.41
1:C:350:PRO:HG2	1:C:353:ASN:HB2	2.02	0.41
1:D:194:ASP:OD1	1:D:195:PRO:HD2	2.19	0.41
1:E:52:ARG:CG	1:E:53:SER:N	2.67	0.41
1:F:323:THR:C	1:F:325:MET:N	2.73	0.41
1:D:307:GLN:C	1:D:309:VAL:H	2.24	0.41
1:F:109:TRP:O	1:F:126:PRO:HG3	2.20	0.41
1:F:307:GLN:O	1:F:309:VAL:N	2.53	0.41
1:C:132:PHE:C	1:C:134:ASN:H	2.23	0.41
1:D:350:PRO:C	1:D:352:SER:N	2.73	0.41
1:A:193:GLU:HB3	1:A:197:VAL:HG21	2.02	0.41
1:A:248:LEU:O	1:A:250:GLU:N	2.53	0.41
1:A:45:LYS:O	1:A:49:GLN:HG3	2.20	0.41
1:A:233:GLN:C	1:A:235:VAL:H	2.24	0.41
1:A:250:GLU:HG2	1:A:250:GLU:H	1.59	0.41
1:B:356:SER:O	1:B:360:ARG:HG3	2.20	0.41
1:E:173:HIS:O	1:E:178:LEU:HG	2.19	0.41
1:E:181:ILE:HG22	1:E:185:ARG:HD3	2.03	0.41

Continued on next page...

Continued from previous page...

Atom-1	Atom-2	Interatomic distance (Å)	Clash overlap (Å)
1:E:89:SER:O	1:E:90:VAL:O	2.39	0.41
1:F:53:SER:C	1:F:55:ALA:N	2.74	0.41
1:B:150:MET:O	1:B:154:MET:HG3	2.20	0.41
1:B:220:TYR:HB2	1:B:231:TRP:CZ2	2.55	0.41
1:D:101:HIS:O	1:D:104:LEU:HD12	2.21	0.41
1:E:318:LEU:O	1:E:319:GLY:O	2.39	0.41
1:F:119:ARG:HD2	1:F:123:GLU:OE2	2.20	0.41
1:A:331:MET:HB3	1:A:332:PRO:HD3	2.01	0.41
1:E:292:PRO:HB2	2:E:401:RWY:CAE	2.51	0.41
1:E:368:THR:O	1:E:369:GLN:C	2.57	0.41
1:F:320:GLN:CD	1:F:340:GLN:CD	2.80	0.41
1:F:92:LYS:O	1:F:96:LEU:HG	2.20	0.41
1:D:358:LYS:HA	1:D:361:GLN:HB2	2.03	0.41
1:E:233:GLN:C	1:E:235:VAL:H	2.24	0.41
1:E:339:TYR:O	1:E:342:MET:HB2	2.20	0.41
1:E:93:LYS:O	1:E:94:VAL:C	2.58	0.41
1:F:369:GLN:HB2	1:F:369:GLN:HE21	1.57	0.41
1:F:74:LEU:HB3	1:F:128:ILE:HD13	2.03	0.41
1:A:270:ILE:O	1:A:273:VAL:HB	2.20	0.41
1:B:293:GLN:O	1:B:297:ILE:HG13	2.20	0.41
1:F:163:THR:OG1	1:F:164:SER:N	2.53	0.41
1:F:224:GLN:C	1:F:226:GLY:N	2.74	0.41
1:F:193:GLU:OE2	1:F:282:ASN:HB3	2.21	0.41
1:B:317:ARG:CG	1:B:318:LEU:H	2.33	0.41
1:C:320:GLN:CD	1:C:322:VAL:H	2.24	0.41
1:E:118:ASP:O	1:E:119:ARG:C	2.59	0.41
1:E:167:GLU:OE2	1:E:170:LYS:HE3	2.21	0.41
1:E:201:THR:O	1:E:205:ASN:HB2	2.20	0.41
1:E:220:TYR:OH	1:E:246:PHE:HB2	2.20	0.41
1:E:347:HIS:CG	1:E:347:HIS:O	2.74	0.41
1:E:292:PRO:CB	2:E:401:RWY:HAE	2.49	0.41
1:F:323:THR:HG23	1:F:324:LEU:N	2.36	0.41
1:A:153:GLY:HA3	1:A:174:TYR:CG	2.56	0.40
1:B:326:MET:HE2	1:C:287:ASN:ND2	2.35	0.40
1:B:348:ARG:O	1:B:350:PRO:HD3	2.21	0.40
1:D:176:ALA:CB	1:D:212:GLN:HB2	2.50	0.40
1:D:163:THR:HA	1:D:233:GLN:HB3	2.01	0.40
1:D:250:GLU:OE2	1:D:250:GLU:N	2.43	0.40
1:D:256:VAL:HG22	1:D:310:PHE:HE2	1.86	0.40
1:E:180:GLY:CA	2:E:401:RWY:HAJ	2.51	0.40
1:E:194:ASP:CG	1:E:195:PRO:HD2	2.41	0.40

Continued on next page...

Continued from previous page...

Atom-1	Atom-2	Interatomic distance (Å)	Clash overlap (Å)
1:F:257:GLN:HA	1:F:353:ASN:HD21	1.85	0.40
1:A:109:TRP:O	1:A:110:ARG:HB3	2.22	0.40
1:F:124:ASP:OD1	1:F:124:ASP:O	2.39	0.40
1:A:291:ILE:HB	1:A:292:PRO:HD3	2.04	0.40
1:E:164:SER:OG	1:E:167:GLU:HG2	2.21	0.40
1:E:324:LEU:HD23	1:E:324:LEU:C	2.42	0.40
1:F:93:LYS:HD2	1:F:158:LEU:HD22	2.01	0.40
1:F:251:ASN:OD1	1:F:251:ASN:N	2.54	0.40
1:F:47:LEU:HD22	1:F:70:CYS:SG	2.62	0.40
1:C:326:MET:HE2	1:C:333:ALA:CB	2.51	0.40
1:E:138:LYS:HG3	1:E:138:LYS:H	1.65	0.40
1:B:362:ILE:HG23	1:B:363:ILE:N	2.37	0.40
1:C:157:PHE:CZ	1:C:160:LYS:HE3	2.57	0.40
1:C:309:VAL:CG2	1:C:314:VAL:HG21	2.51	0.40
1:D:248:LEU:HA	1:D:249:PRO:HD3	1.89	0.40
1:D:297:ILE:HD11	1:D:338:ILE:HG12	2.04	0.40
1:E:90:VAL:C	1:E:91:GLU:HG3	2.42	0.40

There are no symmetry-related clashes.

5.3 Torsion angles [i](#)

5.3.1 Protein backbone [i](#)

In the following table, the Percentiles column shows the percent Ramachandran outliers of the chain as a percentile score with respect to all X-ray entries followed by that with respect to entries of similar resolution.

The Analysed column shows the number of residues for which the backbone conformation was analysed, and the total number of residues.

Mol	Chain	Analysed	Favoured	Allowed	Outliers	Percentiles	
1	A	332/360 (92%)	304 (92%)	22 (7%)	6 (2%)	8	15
1	B	332/360 (92%)	302 (91%)	25 (8%)	5 (2%)	10	18
1	C	332/360 (92%)	307 (92%)	22 (7%)	3 (1%)	17	31
1	D	332/360 (92%)	303 (91%)	22 (7%)	7 (2%)	7	12
1	E	332/360 (92%)	299 (90%)	23 (7%)	10 (3%)	4	6
1	F	332/360 (92%)	293 (88%)	28 (8%)	11 (3%)	4	5
All	All	1992/2160 (92%)	1808 (91%)	142 (7%)	42 (2%)	7	12

All (42) Ramachandran outliers are listed below:

Mol	Chain	Res	Type
1	B	320	GLN
1	C	318	LEU
1	D	252	ILE
1	E	119	ARG
1	E	318	LEU
1	E	319	GLY
1	F	89	SER
1	F	234	GLU
1	A	52	ARG
1	A	328	ALA
1	B	52	ARG
1	D	54	PHE
1	D	308	GLN
1	D	318	LEU
1	D	320	GLN
1	E	90	VAL
1	E	200	ASP
1	E	316	ILE
1	F	54	PHE
1	F	320	GLN
1	B	250	GLU
1	D	52	ARG
1	E	63	GLY
1	E	83	GLU
1	F	82	LEU
1	F	233	GLN
1	F	308	GLN
1	A	51	SER
1	A	116	GLU
1	A	321	ALA
1	C	66	ARG
1	F	254	LEU
1	F	317	ARG
1	E	107	PRO
1	A	249	PRO
1	B	240	VAL
1	F	166	GLN
1	E	252	ILE
1	F	249	PRO
1	D	240	VAL
1	B	249	PRO
1	C	107	PRO

5.3.2 Protein sidechains [i](#)

In the following table, the Percentiles column shows the percent sidechain outliers of the chain as a percentile score with respect to all X-ray entries followed by that with respect to entries of similar resolution.

The Analysed column shows the number of residues for which the sidechain conformation was analysed, and the total number of residues.

Mol	Chain	Analysed	Rotameric	Outliers	Percentiles	
1	A	297/320 (93%)	288 (97%)	9 (3%)	41	61
1	B	297/320 (93%)	283 (95%)	14 (5%)	26	45
1	C	297/320 (93%)	278 (94%)	19 (6%)	17	31
1	D	297/320 (93%)	279 (94%)	18 (6%)	18	33
1	E	297/320 (93%)	280 (94%)	17 (6%)	20	36
1	F	297/320 (93%)	279 (94%)	18 (6%)	18	33
All	All	1782/1920 (93%)	1687 (95%)	95 (5%)	22	38

All (95) residues with a non-rotameric sidechain are listed below:

Mol	Chain	Res	Type
1	A	41	LYS
1	A	52	ARG
1	A	53	SER
1	A	77	ARG
1	A	233	GLN
1	A	325	MET
1	A	326	MET
1	A	351	ASP
1	A	355	SER
1	B	36	LEU
1	B	39	SER
1	B	77	ARG
1	B	110	ARG
1	B	120	GLN
1	B	156	GLU
1	B	196	LEU
1	B	203	ARG
1	B	233	GLN
1	B	251	ASN
1	B	252	ILE
1	B	347	HIS
1	B	358	LYS

Continued on next page...

Continued from previous page...

Mol	Chain	Res	Type
1	B	361	GLN
1	C	36	LEU
1	C	52	ARG
1	C	53	SER
1	C	77	ARG
1	C	83	GLU
1	C	86	MET
1	C	105	TYR
1	C	110	ARG
1	C	134	ASN
1	C	170	LYS
1	C	203	ARG
1	C	222	GLU
1	C	295	MET
1	C	318	LEU
1	C	324	LEU
1	C	340	GLN
1	C	344	GLU
1	C	348	ARG
1	C	368	THR
1	D	39	SER
1	D	54	PHE
1	D	86	MET
1	D	91	GLU
1	D	101	HIS
1	D	119	ARG
1	D	120	GLN
1	D	201	THR
1	D	203	ARG
1	D	219	ASP
1	D	222	GLU
1	D	225	GLN
1	D	233	GLN
1	D	241	LYS
1	D	295	MET
1	D	320	GLN
1	D	351	ASP
1	D	369	GLN
1	E	49	GLN
1	E	52	ARG
1	E	53	SER
1	E	65	MET

Continued on next page...

Continued from previous page...

Mol	Chain	Res	Type
1	E	83	GLU
1	E	84	ASP
1	E	101	HIS
1	E	114	SER
1	E	120	GLN
1	E	138	LYS
1	E	169	ASP
1	E	203	ARG
1	E	275	THR
1	E	316	ILE
1	E	324	LEU
1	E	347	HIS
1	E	357	SER
1	F	52	ARG
1	F	77	ARG
1	F	84	ASP
1	F	99	ASN
1	F	110	ARG
1	F	158	LEU
1	F	159	ASP
1	F	166	GLN
1	F	212	GLN
1	F	224	GLN
1	F	251	ASN
1	F	311	LYS
1	F	314	VAL
1	F	320	GLN
1	F	340	GLN
1	F	344	GLU
1	F	361	GLN
1	F	369	GLN

Some sidechains can be flipped to improve hydrogen bonding and reduce clashes. All (47) such sidechains are listed below:

Mol	Chain	Res	Type
1	A	99	ASN
1	A	120	GLN
1	A	225	GLN
1	A	233	GLN
1	A	257	GLN
1	A	353	ASN
1	A	361	GLN

Continued on next page...

Continued from previous page...

Mol	Chain	Res	Type
1	B	101	HIS
1	B	120	GLN
1	B	225	GLN
1	B	233	GLN
1	B	251	ASN
1	B	293	GLN
1	C	49	GLN
1	C	225	GLN
1	C	283	GLN
1	C	287	ASN
1	C	320	GLN
1	C	340	GLN
1	D	48	ASN
1	D	59	GLN
1	D	101	HIS
1	D	212	GLN
1	D	233	GLN
1	D	251	ASN
1	D	257	GLN
1	D	308	GLN
1	D	320	GLN
1	D	361	GLN
1	E	101	HIS
1	E	134	ASN
1	E	140	GLN
1	E	225	GLN
1	E	257	GLN
1	E	293	GLN
1	E	340	GLN
1	E	353	ASN
1	F	99	ASN
1	F	134	ASN
1	F	166	GLN
1	F	212	GLN
1	F	225	GLN
1	F	257	GLN
1	F	307	GLN
1	F	308	GLN
1	F	361	GLN
1	F	369	GLN

5.3.3 RNA [i](#)

There are no RNA molecules in this entry.

5.4 Non-standard residues in protein, DNA, RNA chains [i](#)

There are no non-standard protein/DNA/RNA residues in this entry.

5.5 Carbohydrates [i](#)

There are no carbohydrates in this entry.

5.6 Ligand geometry [i](#)

4 ligands are modelled in this entry.

In the following table, the Counts columns list the number of bonds (or angles) for which Mogul statistics could be retrieved, the number of bonds (or angles) that are observed in the model and the number of bonds (or angles) that are defined in the Chemical Component Dictionary. The Link column lists molecule types, if any, to which the group is linked. The Z score for a bond length (or angle) is the number of standard deviations the observed value is removed from the expected value. A bond length (or angle) with $|Z| > 2$ is considered an outlier worth inspection. RMSZ is the root-mean-square of all Z scores of the bond lengths (or angles).

Mol	Type	Chain	Res	Link	Bond lengths			Bond angles		
					Counts	RMSZ	# Z > 2	Counts	RMSZ	# Z > 2
2	RWY	E	401	-	20,20,20	0.62	0	23,24,24	0.90	1 (4%)
2	RWY	B	401	-	20,20,20	0.62	0	23,24,24	0.90	1 (4%)
2	RWY	D	401	-	20,20,20	0.63	0	23,24,24	0.81	1 (4%)
2	RWY	A	401	-	20,20,20	0.63	0	23,24,24	0.81	1 (4%)

In the following table, the Chirals column lists the number of chiral outliers, the number of chiral centers analysed, the number of these observed in the model and the number defined in the Chemical Component Dictionary. Similar counts are reported in the Torsion and Rings columns. '-' means no outliers of that kind were identified.

Mol	Type	Chain	Res	Link	Chirals	Torsions	Rings
2	RWY	E	401	-	-	2/9/10/10	0/2/2/2
2	RWY	B	401	-	-	2/9/10/10	0/2/2/2
2	RWY	D	401	-	-	2/9/10/10	0/2/2/2
2	RWY	A	401	-	-	2/9/10/10	0/2/2/2

There are no bond length outliers.

All (4) bond angle outliers are listed below:

Mol	Chain	Res	Type	Atoms	Z	Observed($^{\circ}$)	Ideal($^{\circ}$)
2	B	401	RWY	CAL-OAN-CAQ	-2.44	111.55	117.93
2	E	401	RWY	CAL-OAN-CAQ	-2.35	111.80	117.93
2	A	401	RWY	CAL-OAN-CAQ	-2.16	112.28	117.93
2	D	401	RWY	CAL-OAN-CAQ	-2.06	112.53	117.93

There are no chirality outliers.

All (8) torsion outliers are listed below:

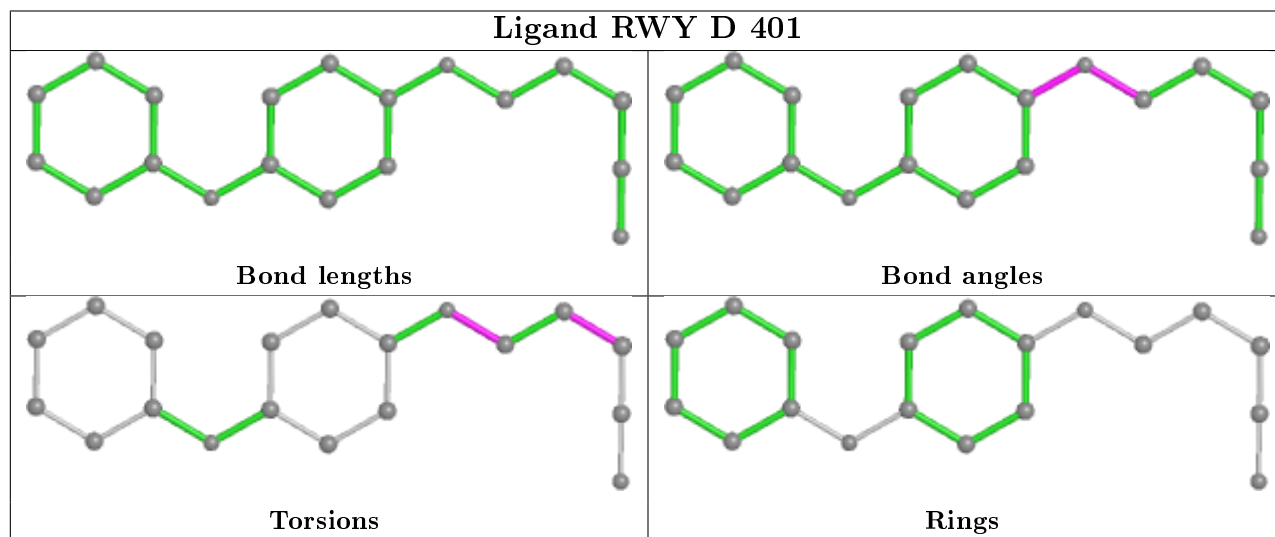
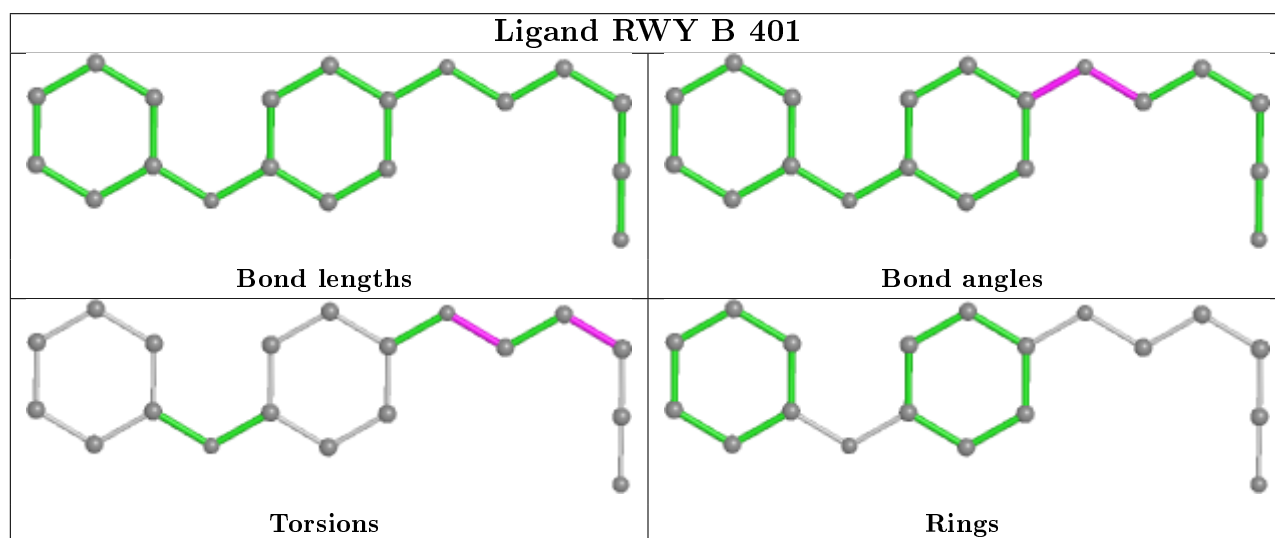
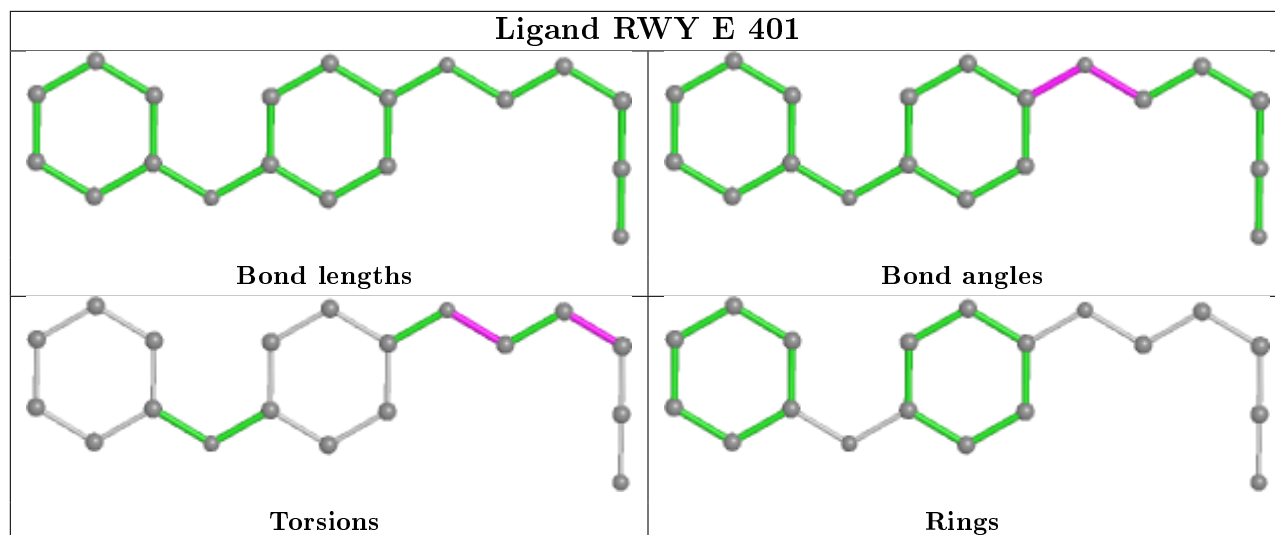
Mol	Chain	Res	Type	Atoms
2	E	401	RWY	CAL-CAM-SAP-CAB
2	B	401	RWY	CAL-CAM-SAP-CAB
2	D	401	RWY	CAL-CAM-SAP-CAB
2	A	401	RWY	CAL-CAM-SAP-CAB
2	B	401	RWY	CAM-CAL-OAN-CAQ
2	E	401	RWY	CAM-CAL-OAN-CAQ
2	D	401	RWY	CAM-CAL-OAN-CAQ
2	A	401	RWY	CAM-CAL-OAN-CAQ

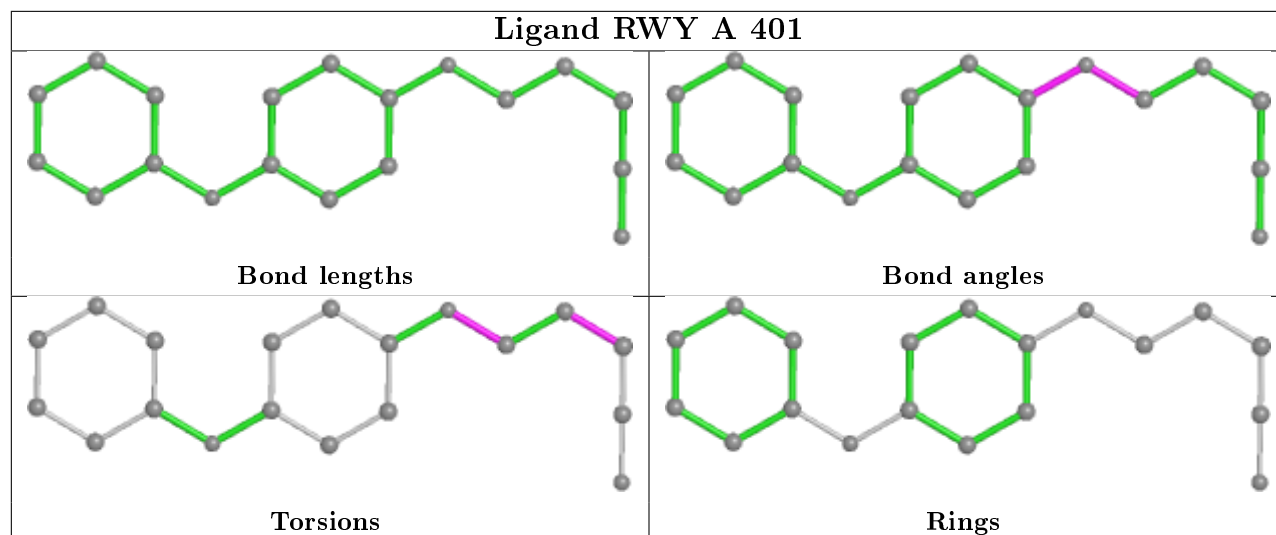
There are no ring outliers.

4 monomers are involved in 47 short contacts:

Mol	Chain	Res	Type	Clashes	Symm-Clashes
2	E	401	RWY	16	0
2	B	401	RWY	11	0
2	D	401	RWY	9	0
2	A	401	RWY	11	0

The following is a two-dimensional graphical depiction of Mogul quality analysis of bond lengths, bond angles, torsion angles, and ring geometry for all instances of the Ligand of Interest. In addition, ligands with molecular weight > 250 and outliers as shown on the validation Tables will also be included. For torsion angles, if less than 5% of the Mogul distribution of torsion angles is within 10 degrees of the torsion angle in question, then that torsion angle is considered an outlier. Any bond that is central to one or more torsion angles identified as an outlier by Mogul will be highlighted in the graph. For rings, the root-mean-square deviation (RMSD) between the ring in question and similar rings identified by Mogul is calculated over all ring torsion angles. If the average RMSD is greater than 60 degrees and the minimal RMSD between the ring in question and any Mogul-identified rings is also greater than 60 degrees, then that ring is considered an outlier. The outliers are highlighted in purple. The color gray indicates Mogul did not find sufficient equivalents in the CSD to analyse the geometry.





5.7 Other polymers [i](#)

There are no such residues in this entry.

5.8 Polymer linkage issues [i](#)

There are no chain breaks in this entry.

6 Fit of model and data

6.1 Protein, DNA and RNA chains

In the following table, the column labelled ‘#RSRZ> 2’ contains the number (and percentage) of RSRZ outliers, followed by percent RSRZ outliers for the chain as percentile scores relative to all X-ray entries and entries of similar resolution. The OWAB column contains the minimum, median, 95th percentile and maximum values of the occupancy-weighted average B-factor per residue. The column labelled ‘Q< 0.9’ lists the number of (and percentage) of residues with an average occupancy less than 0.9.

Mol	Chain	Analysed	<RSRZ>	#RSRZ>2	OWAB(Å ²)	Q<0.9
1	A	334/360 (92%)	-0.27	7 (2%) 63 72	17, 35, 68, 105	0
1	B	334/360 (92%)	-0.07	14 (4%) 36 43	21, 38, 76, 110	0
1	C	334/360 (92%)	-0.13	11 (3%) 46 54	21, 38, 67, 113	0
1	D	334/360 (92%)	0.06	16 (4%) 30 36	25, 49, 83, 122	0
1	E	334/360 (92%)	0.01	13 (3%) 39 46	27, 51, 78, 109	0
1	F	334/360 (92%)	0.30	27 (8%) 12 14	27, 57, 95, 128	0
All	All	2004/2160 (92%)	-0.02	88 (4%) 34 41	17, 44, 86, 128	0

All (88) RSRZ outliers are listed below:

Mol	Chain	Res	Type	RSRZ
1	D	318	LEU	6.3
1	B	321	ALA	5.9
1	B	315	LEU	5.4
1	F	313	ALA	5.2
1	D	52	ARG	5.1
1	A	315	LEU	5.0
1	C	313	ALA	4.9
1	F	321	ALA	4.9
1	D	317	ARG	4.9
1	C	36	LEU	4.7
1	F	323	THR	4.6
1	C	319	GLY	4.4
1	F	318	LEU	4.3
1	B	313	ALA	4.3
1	F	324	LEU	4.1
1	F	36	LEU	4.0
1	B	318	LEU	3.9
1	F	320	GLN	3.9
1	C	318	LEU	3.9

Continued on next page...

Continued from previous page...

Mol	Chain	Res	Type	RSRZ
1	D	323	THR	3.8
1	F	86	MET	3.8
1	E	321	ALA	3.7
1	B	316	ILE	3.7
1	F	316	ILE	3.6
1	B	320	GLN	3.6
1	F	317	ARG	3.5
1	D	320	GLN	3.5
1	D	319	GLY	3.5
1	C	320	GLN	3.5
1	F	319	GLY	3.4
1	C	248	LEU	3.4
1	D	36	LEU	3.4
1	E	320	GLN	3.4
1	F	322	VAL	3.3
1	C	317	ARG	3.2
1	F	315	LEU	3.2
1	A	324	LEU	3.2
1	D	315	LEU	3.2
1	E	36	LEU	3.1
1	B	322	VAL	3.1
1	D	159	ASP	3.0
1	B	241	LYS	2.9
1	E	323	THR	2.9
1	F	347	HIS	2.9
1	D	316	ILE	2.9
1	B	323	THR	2.9
1	B	317	ARG	2.9
1	A	320	GLN	2.8
1	F	217	ILE	2.8
1	F	159	ASP	2.8
1	F	312	GLY	2.7
1	C	321	ALA	2.7
1	C	227	GLY	2.7
1	F	92	LYS	2.7
1	F	351	ASP	2.6
1	A	317	ARG	2.6
1	E	313	ALA	2.6
1	E	347	HIS	2.6
1	C	312	GLY	2.6
1	E	319	GLY	2.5
1	E	317	ARG	2.5

Continued on next page...

Continued from previous page...

Mol	Chain	Res	Type	RSRZ
1	F	113	GLU	2.4
1	F	225	GLN	2.4
1	E	315	LEU	2.4
1	E	318	LEU	2.4
1	D	241	LYS	2.4
1	F	160	LYS	2.4
1	B	312	GLY	2.4
1	D	311	LYS	2.4
1	C	241	LYS	2.4
1	F	249	PRO	2.3
1	F	250	GLU	2.3
1	D	321	ALA	2.3
1	B	233	GLN	2.3
1	B	314	VAL	2.2
1	D	117	LYS	2.2
1	A	316	ILE	2.2
1	A	319	GLY	2.2
1	A	318	LEU	2.2
1	F	314	VAL	2.1
1	D	347	HIS	2.1
1	E	108	ASP	2.1
1	F	73	TYR	2.1
1	E	281	ARG	2.1
1	F	350	PRO	2.1
1	D	37	SER	2.1
1	B	259	LEU	2.0
1	E	87	THR	2.0

6.2 Non-standard residues in protein, DNA, RNA chains [i](#)

There are no non-standard protein/DNA/RNA residues in this entry.

6.3 Carbohydrates [i](#)

There are no carbohydrates in this entry.

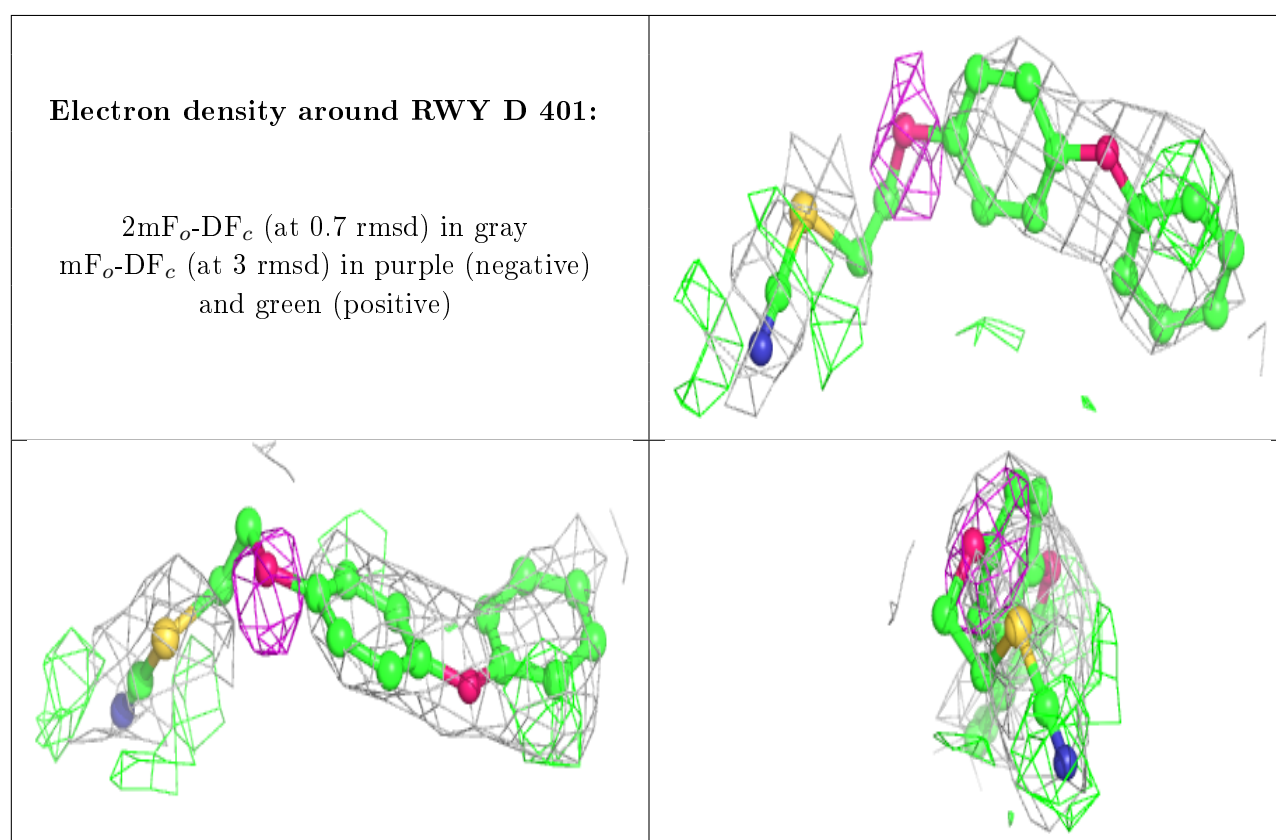
6.4 Ligands [i](#)

In the following table, the Atoms column lists the number of modelled atoms in the group and the number defined in the chemical component dictionary. The B-factors column lists the minimum,

median, 95th percentile and maximum values of B factors of atoms in the group. The column labelled 'Q< 0.9' lists the number of atoms with occupancy less than 0.9.

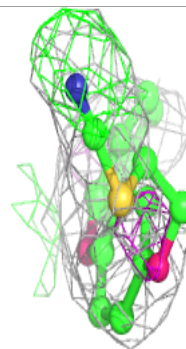
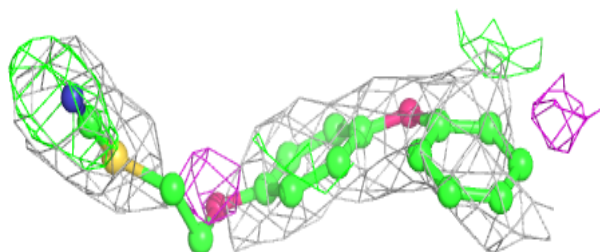
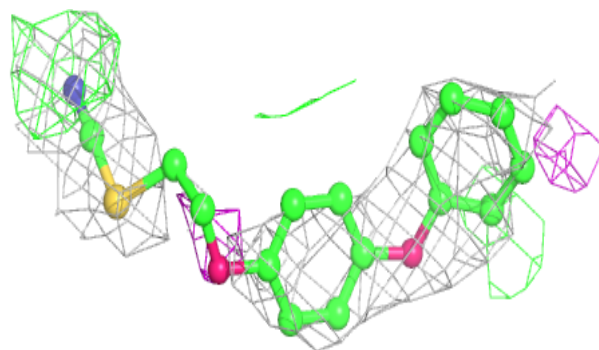
Mol	Type	Chain	Res	Atoms	RSCC	RSR	B-factors(Å ²)	Q<0.9
2	RWY	D	401	19/19	0.73	0.38	91,98,107,107	0
2	RWY	B	401	19/19	0.80	0.33	76,81,92,92	0
2	RWY	E	401	19/19	0.83	0.33	95,98,104,105	0
2	RWY	A	401	19/19	0.83	0.32	80,85,92,92	0

The following is a graphical depiction of the model fit to experimental electron density of all instances of the Ligand of Interest. In addition, ligands with molecular weight > 250 and outliers as shown on the geometry validation Tables will also be included. Each fit is shown from different orientation to approximate a three-dimensional view.

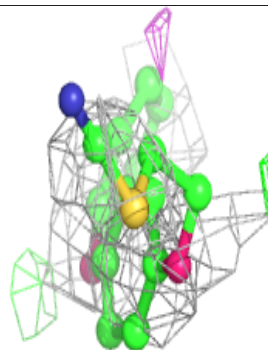
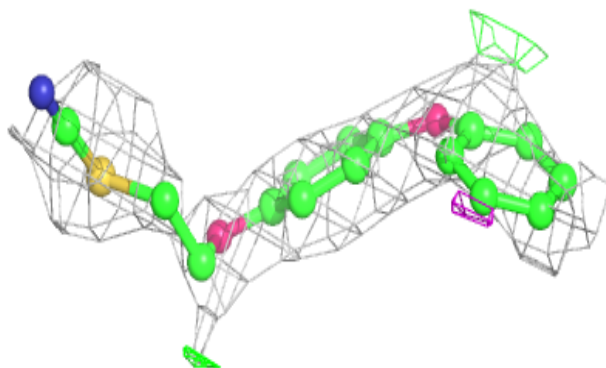
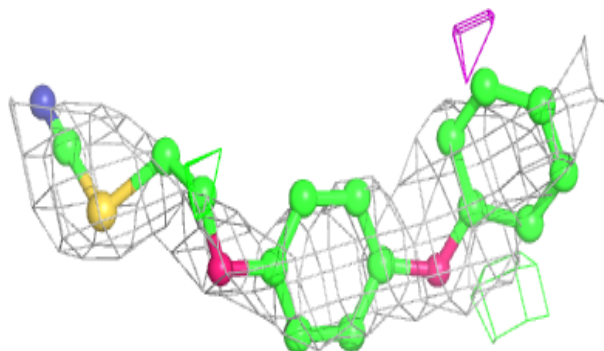


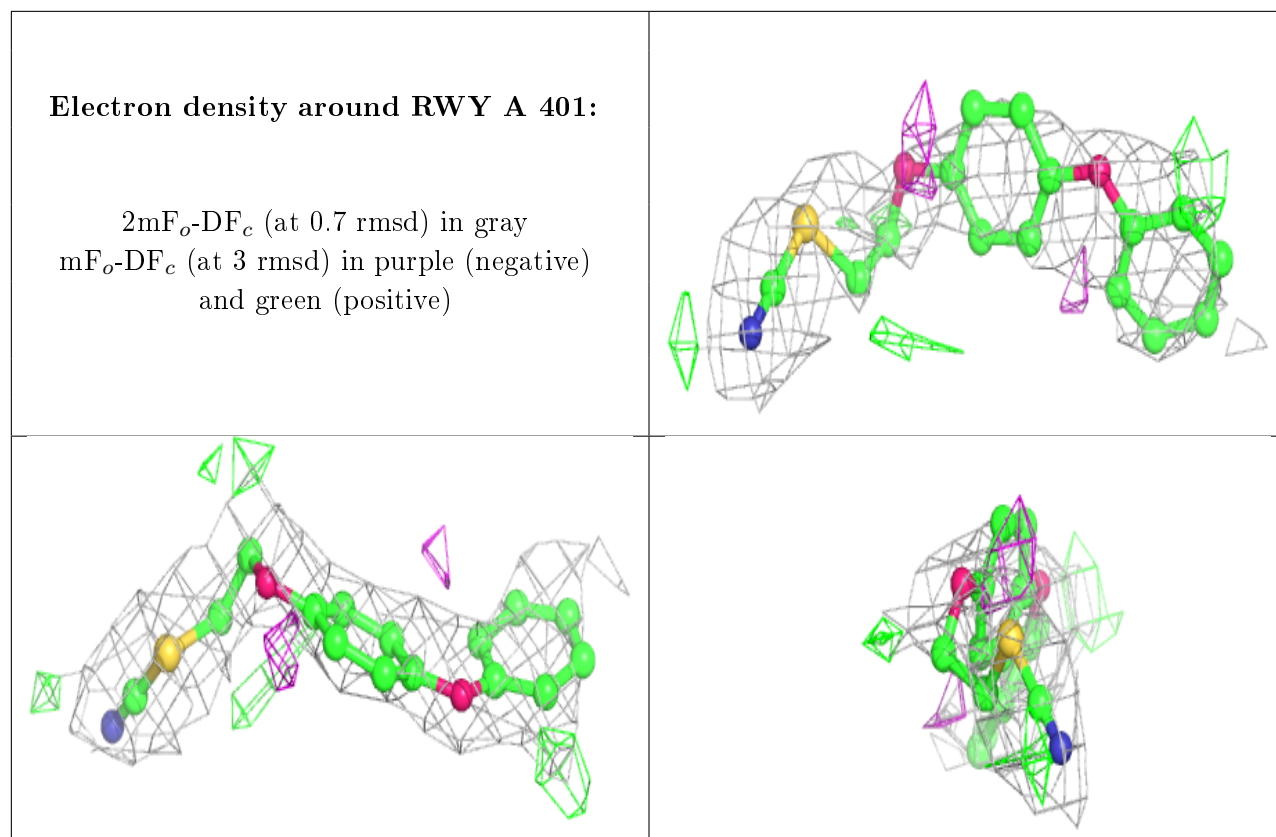
Electron density around RWY B 401:

$2mF_o-DF_c$ (at 0.7 rmsd) in gray
 mF_o-DF_c (at 3 rmsd) in purple (negative)
and green (positive)

**Electron density around RWY E 401:**

$2mF_o-DF_c$ (at 0.7 rmsd) in gray
 mF_o-DF_c (at 3 rmsd) in purple (negative)
and green (positive)





6.5 Other polymers [i](#)

There are no such residues in this entry.