



# Full wwPDB X-ray Structure Validation Report ⓘ

Mar 25, 2021 – 06:35 PM EDT

PDB ID : 5W5T  
Title : Agrobacterium tumefaciens ADP-Glucose Pyrophosphorylase bound to activator ethyl pyruvate  
Authors : Mascarenhas, R.N.; Hill, B.L.; Ballicora, M.A.; Liu, D.  
Deposited on : 2017-06-15  
Resolution : 1.76 Å(reported)

This is a Full wwPDB X-ray Structure Validation Report for a publicly released PDB entry.

We welcome your comments at [validation@mail.wwpdb.org](mailto:validation@mail.wwpdb.org)

A user guide is available at

<https://www.wwpdb.org/validation/2017/XrayValidationReportHelp>

with specific help available everywhere you see the ⓘ symbol.

---

The following versions of software and data (see [references ⓘ](#)) were used in the production of this report:

MolProbity : 4.02b-467  
Mogul : 1.8.5 (274361), CSD as541be (2020)  
Xtriage (Phenix) : 1.13  
EDS : 2.17.1  
Percentile statistics : 20191225.v01 (using entries in the PDB archive December 25th 2019)  
Refmac : 5.8.0158  
CCP4 : 7.0.044 (Gargrove)  
Ideal geometry (proteins) : Engh & Huber (2001)  
Ideal geometry (DNA, RNA) : Parkinson et al. (1996)  
Validation Pipeline (wwPDB-VP) : 2.17.1

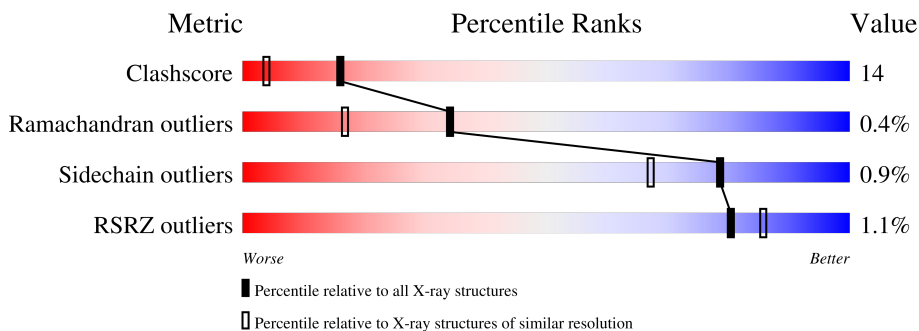
# 1 Overall quality at a glance

The following experimental techniques were used to determine the structure:

*X-RAY DIFFRACTION*

The reported resolution of this entry is 1.76 Å.

Percentile scores (ranging between 0-100) for global validation metrics of the entry are shown in the following graphic. The table shows the number of entries on which the scores are based.



Metric	Whole archive (#Entries)	Similar resolution (#Entries, resolution range(Å))
Clashscore	141614	2466 (1.76-1.76)
Ramachandran outliers	138981	2437 (1.76-1.76)
Sidechain outliers	138945	2437 (1.76-1.76)
RSRZ outliers	127900	2298 (1.76-1.76)

The table below summarises the geometric issues observed across the polymeric chains and their fit to the electron density. The red, orange, yellow and green segments of the lower bar indicate the fraction of residues that contain outliers for  $\geq 3$ , 2, 1 and 0 types of geometric quality criteria respectively. A grey segment represents the fraction of residues that are not modelled. The numeric value for each fraction is indicated below the corresponding segment, with a dot representing fractions  $\leq 5\%$ . The upper red bar (where present) indicates the fraction of residues that have poor fit to the electron density. The numeric value is given above the bar.

Mol	Chain	Length	Quality of chain
1	A	415	 74% 24% .
1	B	415	 80% 19% .
1	C	415	 78% 21% .
1	D	415	 76% 22% .
1	E	415	 77% 21% ..
1	F	415	 76% 22% .

*Continued on next page...*

Continued from previous page...

Mol	Chain	Length	Quality of chain
1	G	415	
1	H	415	
1	I	415	
1	J	415	
1	K	415	
1	L	415	
1	M	415	
1	N	415	
1	O	415	
1	P	415	
1	Q	415	
1	R	415	
1	T	415	
1	Z	415	

The following table lists non-polymeric compounds, carbohydrate monomers and non-standard residues in protein, DNA, RNA chains that are outliers for geometric or electron-density-fit criteria:

Mol	Type	Chain	Res	Chirality	Geometry	Clashes	Electron density
2	SO4	A	501	-	-	X	-
2	SO4	C	504	-	-	X	-
2	SO4	H	502	-	-	X	-
2	SO4	K	502	-	-	X	-
2	SO4	P	503	-	-	X	-
2	SO4	Q	508	-	-	X	-
2	SO4	R	505	-	-	X	-
2	SO4	R	506	-	-	X	-
3	GOL	A	505	-	-	X	-
3	GOL	C	507	-	-	X	-
3	GOL	K	504	-	-	X	-
3	GOL	R	509	-	-	X	-
3	GOL	Z	505	-	-	X	-

Continued on next page...

*Continued from previous page...*

<b>Mol</b>	<b>Type</b>	<b>Chain</b>	<b>Res</b>	<b>Chirality</b>	<b>Geometry</b>	<b>Clashes</b>	<b>Electron density</b>
4	9X7	A	506	-	X	-	-
4	9X7	F	503	-	X	-	-
4	9X7	R	511	-	X	-	-

## 2 Entry composition

There are 5 unique types of molecules in this entry. The entry contains 76418 atoms, of which 0 are hydrogens and 0 are deuteriums.

In the tables below, the ZeroOcc column contains the number of atoms modelled with zero occupancy, the AltConf column contains the number of residues with at least one atom in alternate conformation and the Trace column contains the number of residues modelled with at most 2 atoms.

- Molecule 1 is a protein called Glucose-1-phosphate adenylyltransferase.

Mol	Chain	Residues	Atoms					ZeroOcc	AltConf	Trace
			Total	C	N	O	S			
1	A	407	Total 3196	C 2029	N 553	O 601	S 13	0	0	0
1	B	412	Total 3241	C 2057	N 561	O 610	S 13	0	2	0
1	C	412	Total 3231	C 2051	N 558	O 609	S 13	0	1	0
1	D	410	Total 3217	C 2042	N 556	O 606	S 13	0	0	0
1	E	411	Total 3222	C 2045	N 556	O 608	S 13	0	1	0
1	F	411	Total 3222	C 2045	N 557	O 607	S 13	0	0	0
1	G	411	Total 3230	C 2049	N 560	O 608	S 13	0	1	0
1	H	410	Total 3221	C 2045	N 556	O 607	S 13	0	1	0
1	I	412	Total 3227	C 2048	N 558	O 608	S 13	0	0	0
1	J	410	Total 3221	C 2045	N 556	O 607	S 13	0	1	0
1	K	408	Total 3207	C 2036	N 554	O 604	S 13	0	0	0
1	L	410	Total 3217	C 2042	N 556	O 606	S 13	0	0	0
1	M	410	Total 3235	C 2054	N 559	O 607	S 15	0	3	0
1	N	411	Total 3226	C 2048	N 557	O 608	S 13	0	1	0
1	O	408	Total 3200	C 2031	N 553	O 603	S 13	0	0	0
1	P	413	Total 3235	C 2053	N 562	O 607	S 13	0	0	0

*Continued on next page...*

Continued from previous page...

Mol	Chain	Residues	Atoms					ZeroOcc	AltConf	Trace
1	Q	410	Total	C	N	O	S	0	1	0
			3223	2046	558	606	13			
1	R	412	Total	C	N	O	S	0	1	0
			3231	2051	558	609	13			
1	Z	408	Total	C	N	O	S	0	1	0
			3208	2034	556	605	13			
1	T	409	Total	C	N	O	S	0	1	0
			3212	2040	554	605	13			

There are 20 discrepancies between the modelled and reference sequences:

Chain	Residue	Modelled	Actual	Comment	Reference
A	221	LEU	VAL	conflict	UNP P39669
B	221	LEU	VAL	conflict	UNP P39669
C	221	LEU	VAL	conflict	UNP P39669
D	221	LEU	VAL	conflict	UNP P39669
E	221	LEU	VAL	conflict	UNP P39669
F	221	LEU	VAL	conflict	UNP P39669
G	221	LEU	VAL	conflict	UNP P39669
H	221	LEU	VAL	conflict	UNP P39669
I	221	LEU	VAL	conflict	UNP P39669
J	221	LEU	VAL	conflict	UNP P39669
K	221	LEU	VAL	conflict	UNP P39669
L	221	LEU	VAL	conflict	UNP P39669
M	221	LEU	VAL	conflict	UNP P39669
N	221	LEU	VAL	conflict	UNP P39669
O	221	LEU	VAL	conflict	UNP P39669
P	221	LEU	VAL	conflict	UNP P39669
Q	221	LEU	VAL	conflict	UNP P39669
R	221	LEU	VAL	conflict	UNP P39669
Z	221	LEU	VAL	conflict	UNP P39669
T	221	LEU	VAL	conflict	UNP P39669

- Molecule 2 is SULFATE ION (three-letter code: SO4) (formula: O<sub>4</sub>S).



Mol	Chain	Residues	Atoms			ZeroOcc	AltConf
2	A	1	Total	O	S	0	0
			5	4	1		
2	A	1	Total	O	S	0	0
			5	4	1		
2	A	1	Total	O	S	0	0
			5	4	1		
2	A	1	Total	O	S	0	0
			5	4	1		
2	B	1	Total	O	S	0	0
			5	4	1		
2	B	1	Total	O	S	0	0
			5	4	1		
2	B	1	Total	O	S	0	0
			5	4	1		
2	C	1	Total	O	S	0	0
			5	4	1		
2	C	1	Total	O	S	0	0
			5	4	1		
2	C	1	Total	O	S	0	0
			5	4	1		
2	C	1	Total	O	S	0	0
			5	4	1		
2	D	1	Total	O	S	0	0
			5	4	1		
2	D	1	Total	O	S	0	0
			5	4	1		
2	D	1	Total	O	S	0	0
			5	4	1		

*Continued on next page...*

*Continued from previous page...*

Mol	Chain	Residues	Atoms			ZeroOcc	AltConf
2	D	1	Total	O	S	0	0
			5	4	1		
2	E	1	Total	O	S	0	0
			5	4	1		
2	E	1	Total	O	S	0	0
			5	4	1		
2	E	1	Total	O	S	0	0
			5	4	1		
2	F	1	Total	O	S	0	0
			5	4	1		
2	F	1	Total	O	S	0	0
			5	4	1		
2	G	1	Total	O	S	0	0
			5	4	1		
2	G	1	Total	O	S	0	0
			5	4	1		
2	G	1	Total	O	S	0	0
			5	4	1		
2	H	1	Total	O	S	0	0
			5	4	1		
2	H	1	Total	O	S	0	0
			5	4	1		
2	I	1	Total	O	S	0	0
			5	4	1		
2	I	1	Total	O	S	0	0
			5	4	1		
2	I	1	Total	O	S	0	0
			5	4	1		
2	I	1	Total	O	S	0	0
			5	4	1		
2	J	1	Total	O	S	0	0
			5	4	1		
2	J	1	Total	O	S	0	0
			5	4	1		
2	J	1	Total	O	S	0	0
			5	4	1		
2	K	1	Total	O	S	0	0
			5	4	1		
2	K	1	Total	O	S	0	0
			5	4	1		
2	K	1	Total	O	S	0	0
			5	4	1		

*Continued on next page...*



*Continued from previous page...*

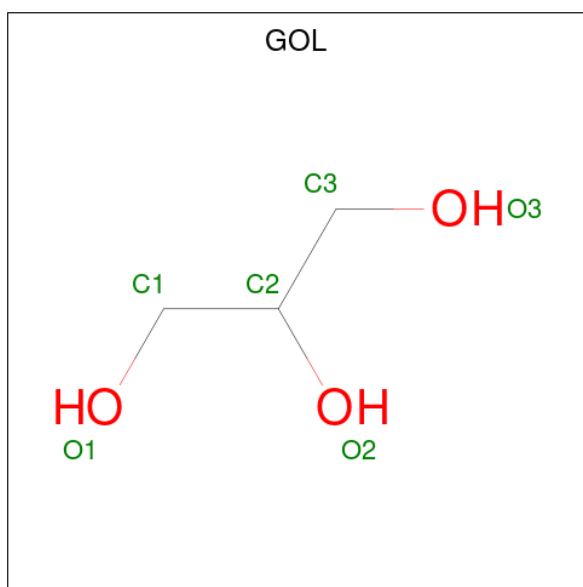
Mol	Chain	Residues	Atoms			ZeroOcc	AltConf
			Total	O	S		
2	L	1	5	4	1	0	0
2	L	1	5	4	1	0	0
2	L	1	5	4	1	0	0
2	L	1	5	4	1	0	0
2	M	1	5	4	1	0	0
2	M	1	5	4	1	0	0
2	M	1	5	4	1	0	0
2	N	1	5	4	1	0	0
2	N	1	5	4	1	0	0
2	N	1	5	4	1	0	0
2	O	1	5	4	1	0	0
2	O	1	5	4	1	0	0
2	O	1	5	4	1	0	0
2	O	1	5	4	1	0	0
2	O	1	5	4	1	0	0
2	P	1	5	4	1	0	0
2	P	1	5	4	1	0	0
2	P	1	5	4	1	0	0
2	P	1	5	4	1	0	0
2	Q	1	5	4	1	0	0
2	Q	1	5	4	1	0	0

*Continued on next page...*

*Continued from previous page...*

Mol	Chain	Residues	Atoms			ZeroOcc	AltConf
2	Q	1	Total	O	S	0	0
			5	4	1		
2	Q	1	Total	O	S	0	0
			5	4	1		
2	Q	1	Total	O	S	0	0
			5	4	1		
2	Q	1	Total	O	S	0	0
			5	4	1		
2	Q	1	Total	O	S	0	0
			5	4	1		
2	R	1	Total	O	S	0	0
			5	4	1		
2	R	1	Total	O	S	0	0
			5	4	1		
2	R	1	Total	O	S	0	0
			5	4	1		
2	R	1	Total	O	S	0	0
			5	4	1		
2	R	1	Total	O	S	0	0
			5	4	1		
2	R	1	Total	O	S	0	0
			5	4	1		
2	Z	1	Total	O	S	0	0
			5	4	1		
2	Z	1	Total	O	S	0	0
			5	4	1		
2	Z	1	Total	O	S	0	0
			5	4	1		
2	T	1	Total	O	S	0	0
			5	4	1		
2	T	1	Total	O	S	0	0
			5	4	1		
2	T	1	Total	O	S	0	0
			5	4	1		
2	T	1	Total	O	S	0	0
			5	4	1		

- Molecule 3 is GLYCEROL (three-letter code: GOL) (formula: C<sub>3</sub>H<sub>8</sub>O<sub>3</sub>).



Mol	Chain	Residues	Atoms	ZeroOcc	AltConf
3	A	1	Total C O 6 3 3	0	0
3	B	1	Total C O 6 3 3	0	0
3	B	1	Total C O 6 3 3	0	0
3	B	1	Total C O 6 3 3	0	0
3	C	1	Total C O 6 3 3	0	0
3	C	1	Total C O 6 3 3	0	0
3	C	1	Total C O 6 3 3	0	0
3	C	1	Total C O 6 3 3	0	0
3	D	1	Total C O 6 3 3	0	0
3	D	1	Total C O 6 3 3	0	0
3	D	1	Total C O 6 3 3	0	0
3	E	1	Total C O 6 3 3	0	0
3	G	1	Total C O 6 3 3	0	0
3	G	1	Total C O 6 3 3	0	0

*Continued on next page...*

*Continued from previous page...*

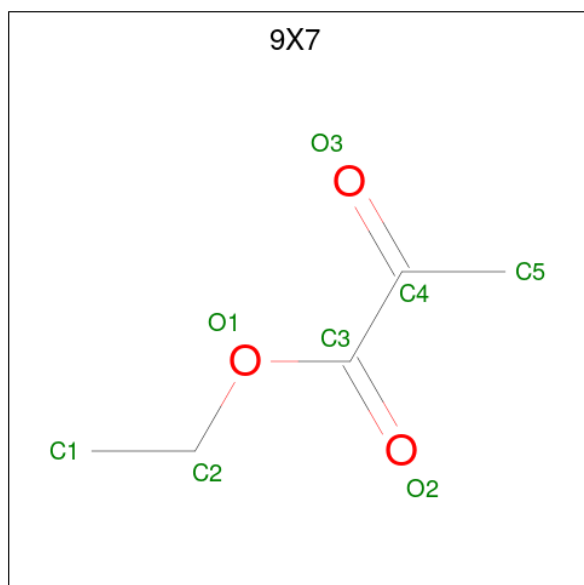
Mol	Chain	Residues	Atoms			ZeroOcc	AltConf
3	H	1	Total 6	C 3	O 3	0	0
3	I	1	Total 6	C 3	O 3	0	0
3	I	1	Total 6	C 3	O 3	0	0
3	I	1	Total 6	C 3	O 3	0	0
3	J	1	Total 6	C 3	O 3	0	0
3	J	1	Total 6	C 3	O 3	0	0
3	J	1	Total 6	C 3	O 3	0	0
3	J	1	Total 6	C 3	O 3	0	0
3	K	1	Total 6	C 3	O 3	0	0
3	K	1	Total 6	C 3	O 3	0	0
3	L	1	Total 6	C 3	O 3	0	0
3	L	1	Total 6	C 3	O 3	0	0
3	M	1	Total 6	C 3	O 3	0	0
3	M	1	Total 6	C 3	O 3	0	0
3	M	1	Total 6	C 3	O 3	0	0
3	M	1	Total 6	C 3	O 3	0	0
3	N	1	Total 6	C 3	O 3	0	0
3	N	1	Total 6	C 3	O 3	0	0
3	O	1	Total 6	C 3	O 3	0	0
3	O	1	Total 6	C 3	O 3	0	0
3	P	1	Total 6	C 3	O 3	0	0

*Continued on next page...*

Continued from previous page...

Mol	Chain	Residues	Atoms			ZeroOcc	AltConf
3	P	1	Total	C	O	0	0
			6	3	3		
3	Q	1	Total	C	O	0	0
			6	3	3		
3	Q	1	Total	C	O	0	0
			6	3	3		
3	Q	1	Total	C	O	0	0
			6	3	3		
3	R	1	Total	C	O	0	0
			6	3	3		
3	R	1	Total	C	O	0	0
			6	3	3		
3	R	1	Total	C	O	0	0
			6	3	3		
3	R	1	Total	C	O	0	0
			6	3	3		
3	Z	1	Total	C	O	0	0
			6	3	3		
3	Z	1	Total	C	O	0	0
			6	3	3		
3	T	1	Total	C	O	0	0
			6	3	3		

- Molecule 4 is ethyl 2-oxopropanoate (three-letter code: 9X7) (formula: C<sub>5</sub>H<sub>8</sub>O<sub>3</sub>).



Mol	Chain	Residues	Atoms	ZeroOcc	AltConf
4	A	1	Total C O 8 5 3	0	0
4	D	1	Total C O 16 10 6	0	1
4	F	1	Total C O 8 5 3	0	0
4	G	1	Total C O 8 5 3	0	0
4	I	1	Total C O 8 5 3	0	0
4	L	1	Total C O 8 5 3	0	0
4	M	1	Total C O 8 5 3	0	0
4	O	1	Total C O 8 5 3	0	0
4	R	1	Total C O 8 5 3	0	0
4	Z	1	Total C O 8 5 3	0	0

- Molecule 5 is water.

Mol	Chain	Residues	Atoms	ZeroOcc	AltConf
5	A	568	Total O 568 568	0	0
5	B	560	Total O 560 560	0	0
5	C	622	Total O 622 622	0	0
5	D	543	Total O 543 543	0	0
5	E	562	Total O 562 562	0	0
5	F	575	Total O 575 575	0	0
5	G	551	Total O 551 551	0	0
5	H	483	Total O 483 483	0	0
5	I	542	Total O 542 542	0	0
5	J	637	Total O 637 637	0	0

*Continued on next page...*

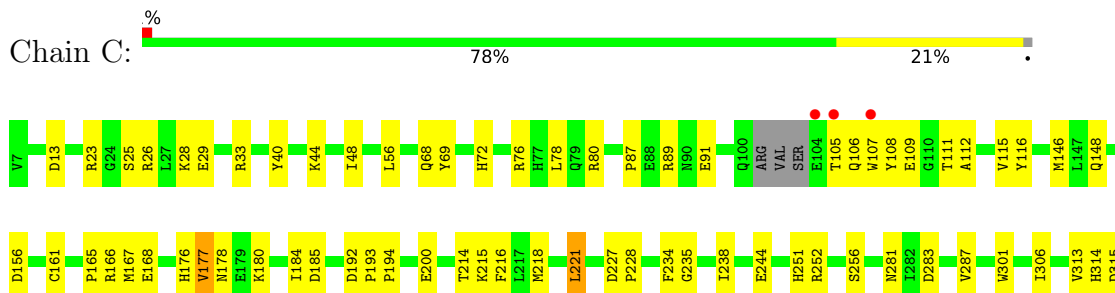
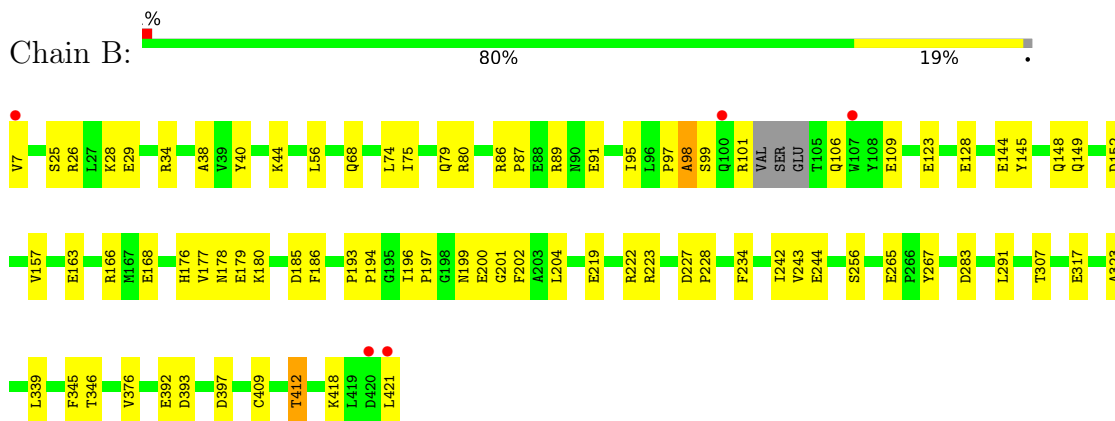
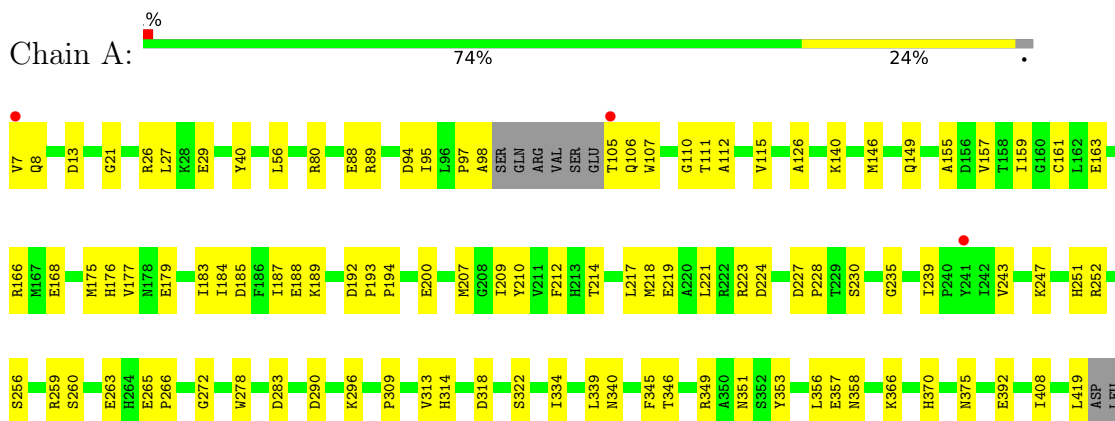
*Continued from previous page...*

<b>Mol</b>	<b>Chain</b>	<b>Residues</b>	<b>Atoms</b>		<b>ZeroOcc</b>	<b>AltConf</b>
5	K	511	Total 511	O 511	0	0
5	L	535	Total 535	O 535	0	0
5	M	557	Total 557	O 557	0	0
5	N	561	Total 561	O 561	0	0
5	O	528	Total 528	O 528	0	0
5	P	560	Total 560	O 560	0	0
5	Q	667	Total 667	O 667	0	0
5	R	605	Total 605	O 605	0	0
5	Z	542	Total 542	O 542	0	0
5	T	548	Total 548	O 548	0	0

### 3 Residue-property plots [i](#)

These plots are drawn for all protein, RNA, DNA and oligosaccharide chains in the entry. The first graphic for a chain summarises the proportions of the various outlier classes displayed in the second graphic. The second graphic shows the sequence view annotated by issues in geometry and electron density. Residues are color-coded according to the number of geometric quality criteria for which they contain at least one outlier: green = 0, yellow = 1, orange = 2 and red = 3 or more. A red dot above a residue indicates a poor fit to the electron density ( $RSRZ > 2$ ). Stretches of 2 or more consecutive residues without any outlier are shown as a green connector. Residues present in the sample, but not in the model, are shown in grey.

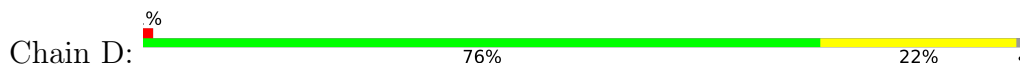
- Molecule 1: Glucose-1-phosphate adenylyltransferase



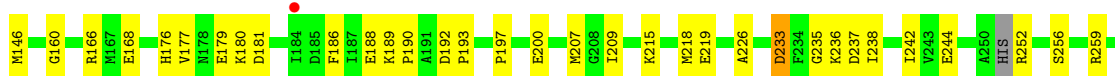
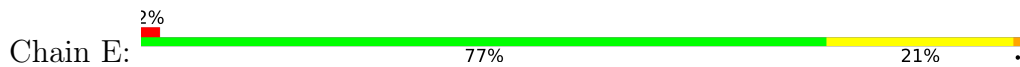




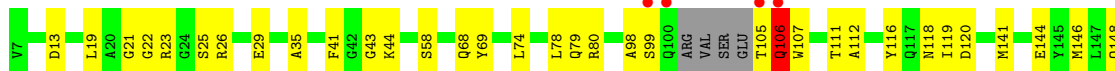
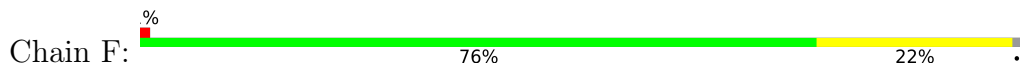
- Molecule 1: Glucose-1-phosphate adenylyltransferase



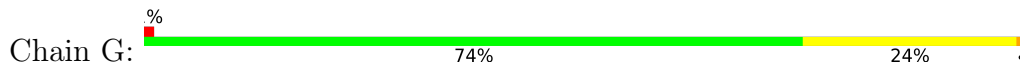
- Molecule 1: Glucose-1-phosphate adenylyltransferase

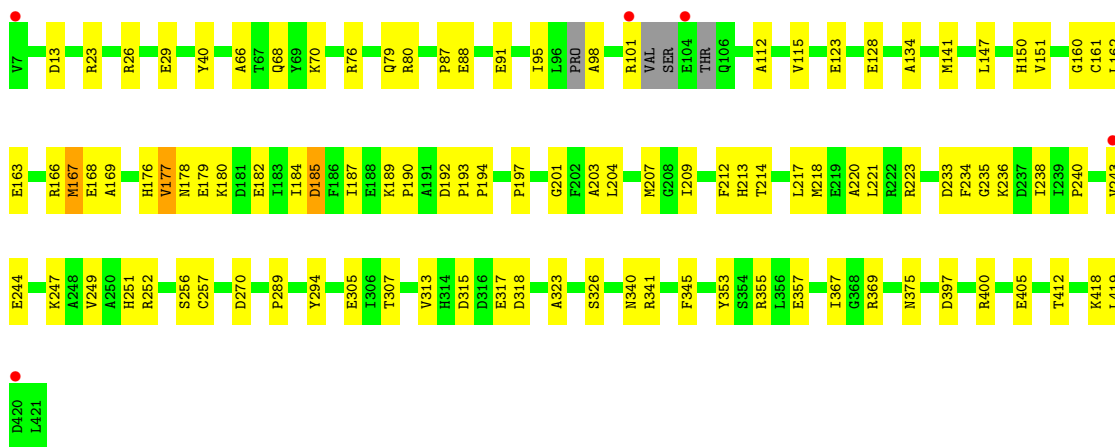


- Molecule 1: Glucose-1-phosphate adenylyltransferase

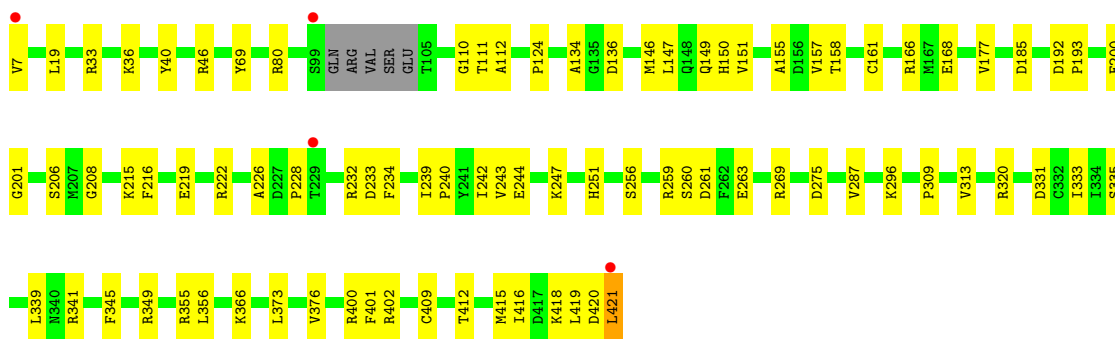
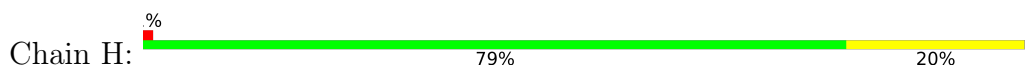


- Molecule 1: Glucose-1-phosphate adenylyltransferase

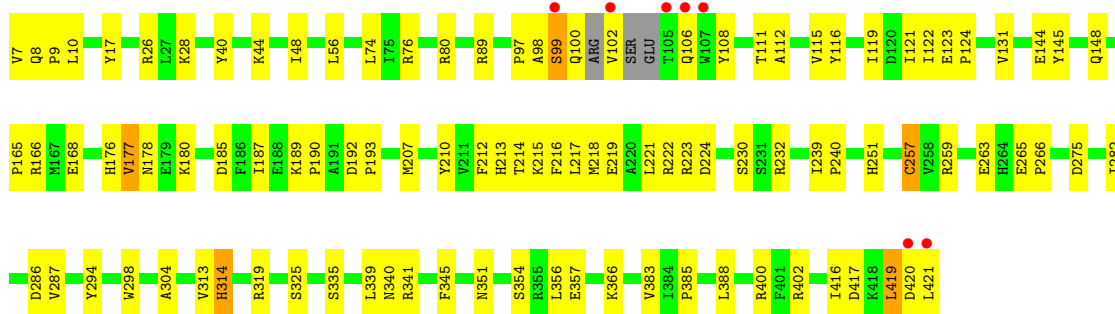




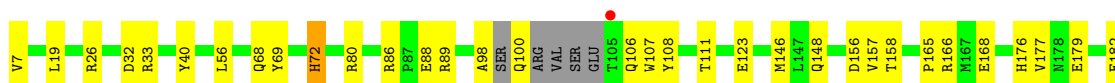
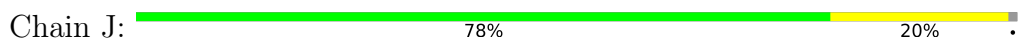
● Molecule 1: Glucose-1-phosphate adenylyltransferase

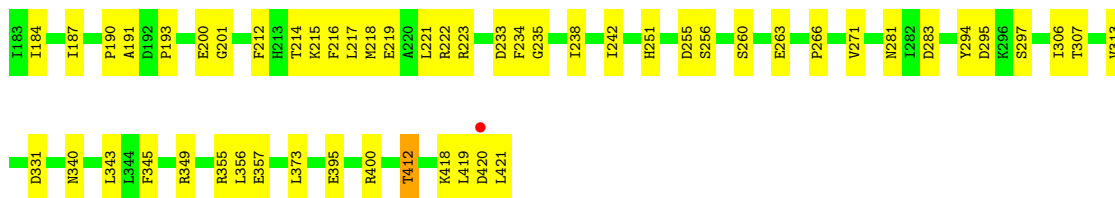


● Molecule 1: Glucose-1-phosphate adenylyltransferase

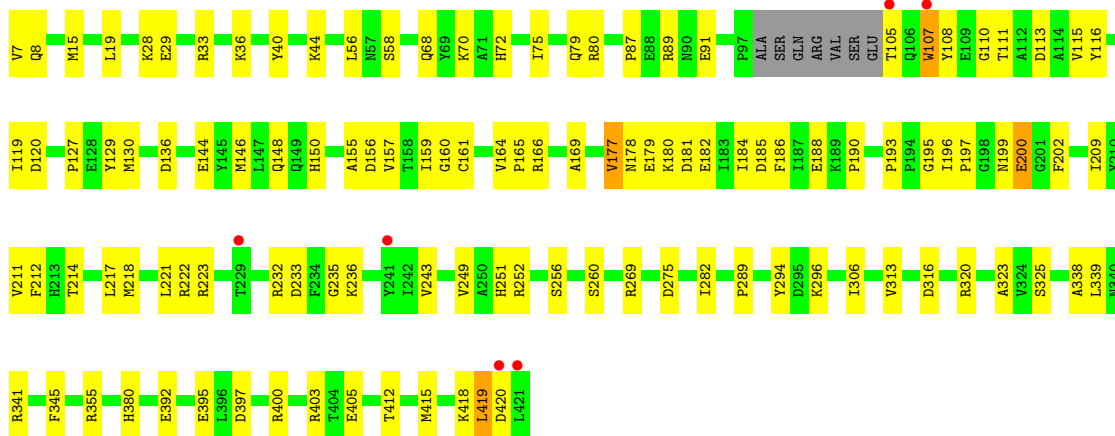


● Molecule 1: Glucose-1-phosphate adenylyltransferase

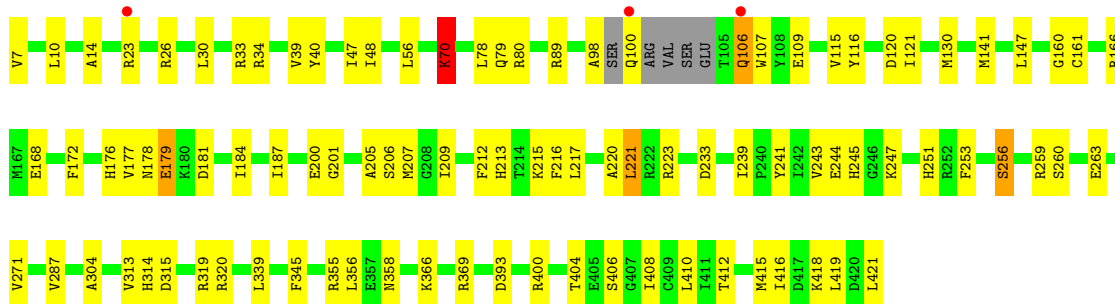
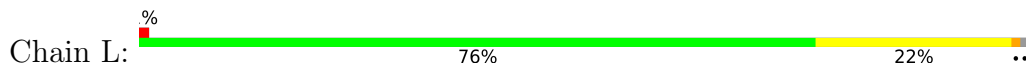




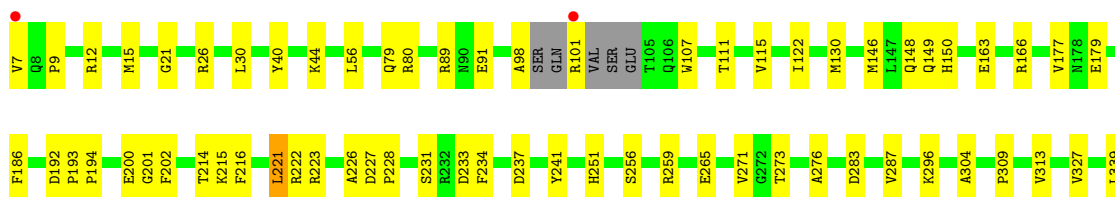
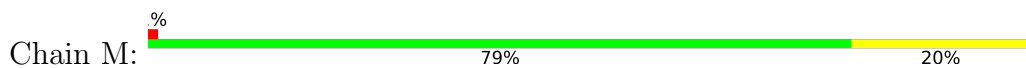
● Molecule 1: Glucose-1-phosphate adenylyltransferase



● Molecule 1: Glucose-1-phosphate adenylyltransferase

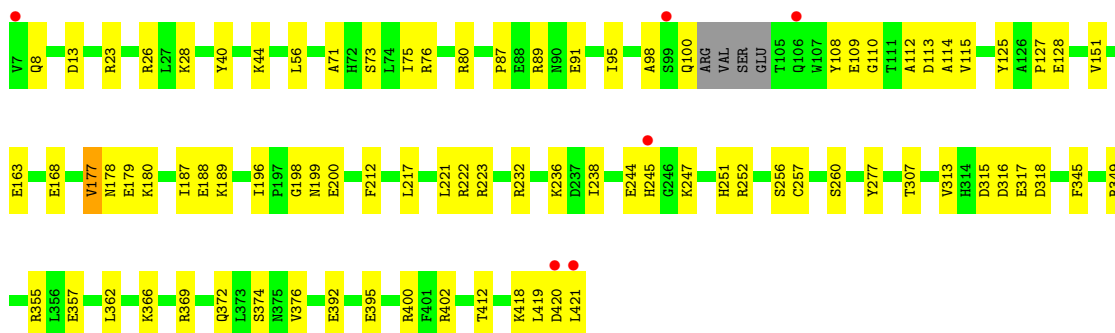
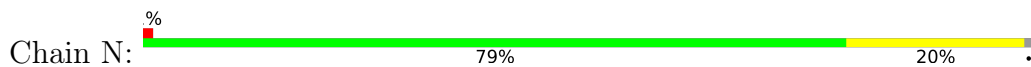


● Molecule 1: Glucose-1-phosphate adenylyltransferase

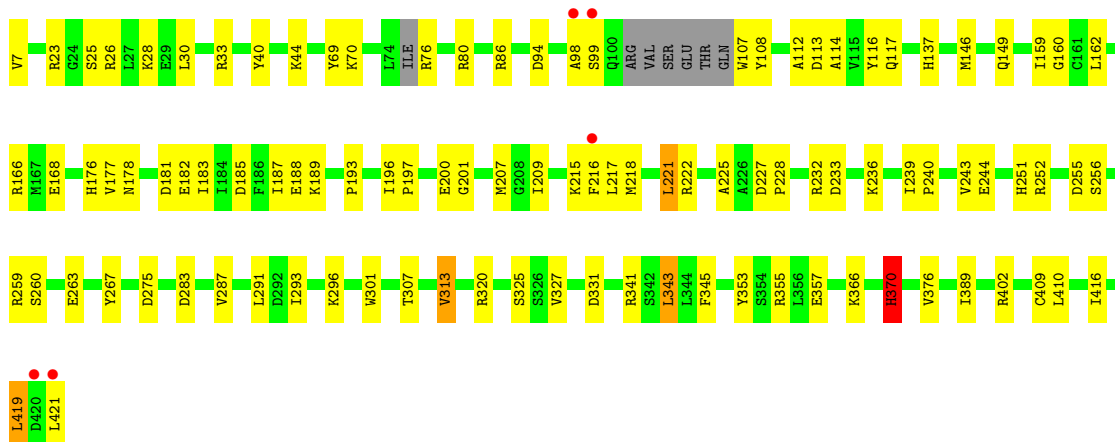
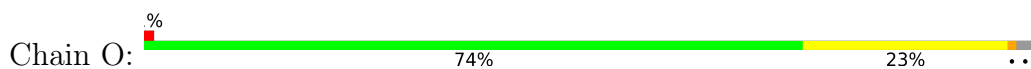




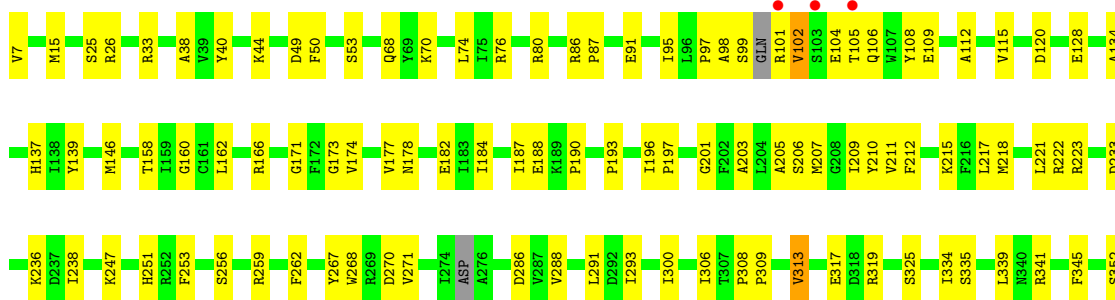
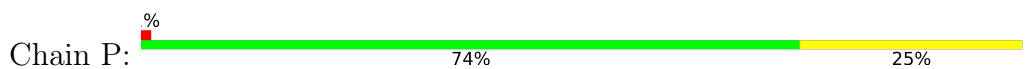
- Molecule 1: Glucose-1-phosphate adenylyltransferase



- Molecule 1: Glucose-1-phosphate adenylyltransferase

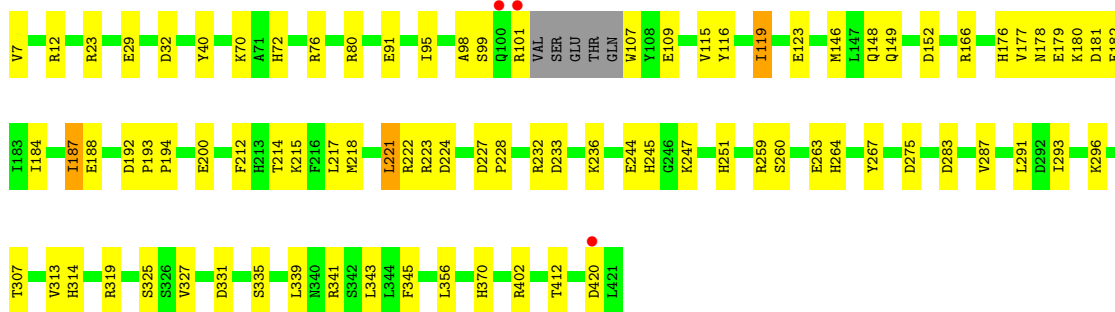
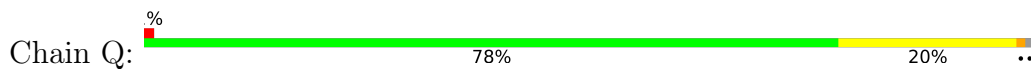


- Molecule 1: Glucose-1-phosphate adenylyltransferase

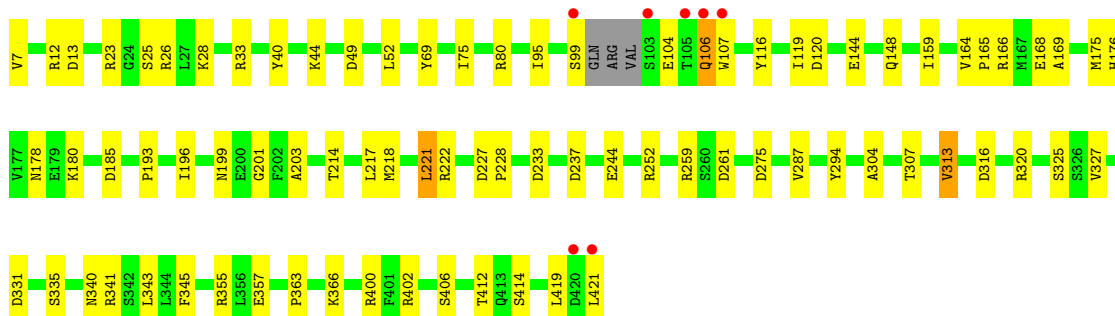
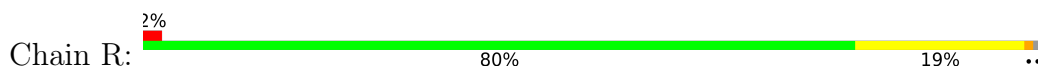




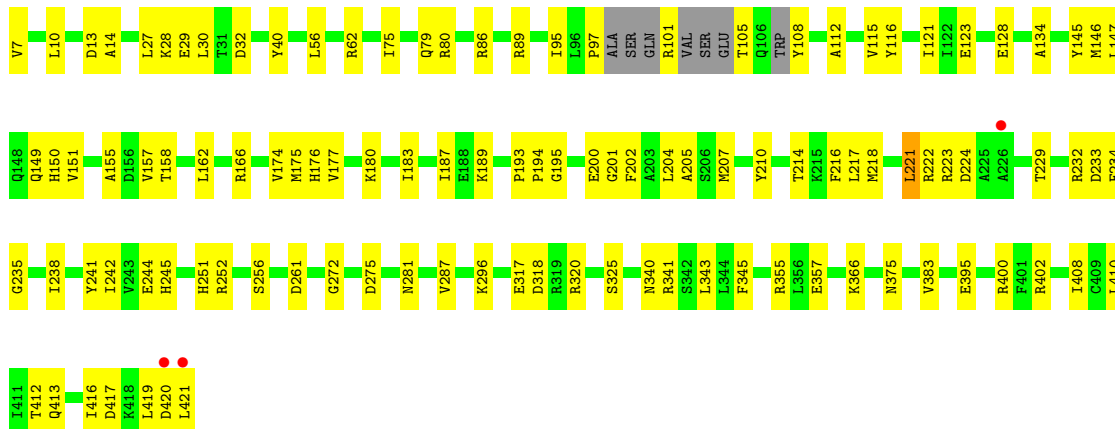
- Molecule 1: Glucose-1-phosphate adenylyltransferase




- Molecule 1: Glucose-1-phosphate adenylyltransferase

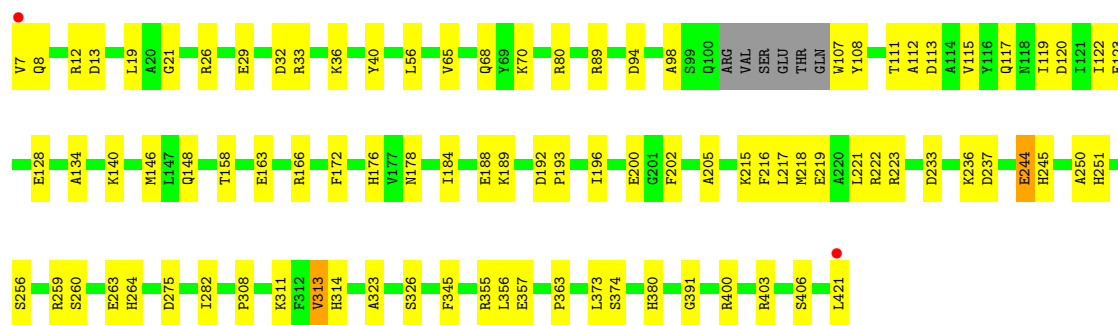


- Molecule 1: Glucose-1-phosphate adenylyltransferase



- Molecule 1: Glucose-1-phosphate adenylyltransferase

Chain T:  76% 22%



## 4 Data and refinement statistics i

Property	Value	Source
Space group	P 1	Depositor
Cell constants a, b, c, $\alpha$ , $\beta$ , $\gamma$	93.78Å 140.15Å 228.85Å 107.81° 101.84° 90.06°	Depositor
Resolution (Å)	41.26 – 1.76 41.26 – 1.76	Depositor EDS
% Data completeness (in resolution range)	91.1 (41.26-1.76) 85.9 (41.26-1.76)	Depositor EDS
$R_{merge}$	0.05	Depositor
$R_{sym}$	(Not available)	Depositor
$\langle I/\sigma(I) \rangle$ <sup>1</sup>	1.93 (at 1.76Å)	Xtrriage
Refinement program	PHENIX 1.9_1692	Depositor
R, $R_{free}$	0.163 , 0.207 0.155 , (Not available)	Depositor DCC
$R_{free}$ test set	No test flags present.	wwPDB-VP
Wilson B-factor (Å <sup>2</sup> )	17.6	Xtrriage
Anisotropy	0.063	Xtrriage
Bulk solvent $k_{sol}$ (e/Å <sup>3</sup> ), $B_{sol}$ (Å <sup>2</sup> )	0.37 , 50.6	EDS
L-test for twinning <sup>2</sup>	$\langle  L  \rangle = 0.57$ , $\langle L^2 \rangle = 0.41$	Xtrriage
Estimated twinning fraction	0.477 for h,-k,-h-l 0.470 for -h,k,-k-l 0.469 for -h,-k,h+k+l	Xtrriage
Reported twinning fraction	0.500 for h,-k,-h-l	Depositor
Outliers	0 of 974352 reflections	Xtrriage
$F_o, F_c$ correlation	0.98	EDS
Total number of atoms	76418	wwPDB-VP
Average B, all atoms (Å <sup>2</sup> )	25.0	wwPDB-VP

Xtrriage's analysis on translational NCS is as follows: *The analyses of the Patterson function reveals a significant off-origin peak that is 72.61 % of the origin peak, indicating pseudo-translational symmetry. The chance of finding a peak of this or larger height randomly in a structure without pseudo-translational symmetry is equal to 2.1345e-06. The detected translational NCS is most likely also responsible for the elevated intensity ratio.*

<sup>1</sup>Intensities estimated from amplitudes.

<sup>2</sup>Theoretical values of  $\langle |L| \rangle$ ,  $\langle L^2 \rangle$  for acentric reflections are 0.5, 0.333 respectively for untwinned datasets, and 0.375, 0.2 for perfectly twinned datasets.

## 5 Model quality i

### 5.1 Standard geometry i

Bond lengths and bond angles in the following residue types are not validated in this section: GOL, 9X7, SO4

The Z score for a bond length (or angle) is the number of standard deviations the observed value is removed from the expected value. A bond length (or angle) with  $|Z| > 5$  is considered an outlier worth inspection. RMSZ is the root-mean-square of all Z scores of the bond lengths (or angles).

Mol	Chain	Bond lengths		Bond angles	
		RMSZ	# Z  >5	RMSZ	# Z  >5
1	A	0.36	0/3272	0.52	0/4444
1	B	0.36	0/3323	0.54	0/4514
1	C	0.37	0/3310	0.55	1/4497 (0.0%)
1	D	0.36	0/3292	0.53	1/4470 (0.0%)
1	E	0.36	0/3297	0.54	0/4475
1	F	0.34	0/3298	0.55	2/4480 (0.0%)
1	G	0.37	0/3307	0.53	0/4489
1	H	0.34	0/3300	0.51	0/4483
1	I	0.36	0/3303	0.56	0/4487
1	J	0.38	0/3299	0.55	0/4480
1	K	0.35	0/3283	0.53	0/4459
1	L	0.40	2/3292 (0.1%)	0.56	0/4470
1	M	0.34	0/3319	0.52	1/4505 (0.0%)
1	N	0.36	0/3305	0.53	0/4490
1	O	0.36	0/3275	0.54	0/4447
1	P	0.35	0/3310	0.52	0/4494
1	Q	0.37	0/3302	0.56	0/4485
1	R	0.36	0/3310	0.54	0/4497
1	T	0.36	0/3291	0.55	0/4471
1	Z	0.37	0/3283	0.55	1/4454 (0.0%)
All	All	0.36	2/65971 (0.0%)	0.54	6/89591 (0.0%)

Chiral center outliers are detected by calculating the chiral volume of a chiral center and verifying if the center is modelled as a planar moiety or with the opposite hand. A planarity outlier is detected by checking planarity of atoms in a peptide group, atoms in a mainchain group or atoms of a sidechain that are expected to be planar.

Mol	Chain	#Chirality outliers	#Planarity outliers
1	E	0	1
1	F	0	1
1	I	0	2

*Continued on next page...*



Continued from previous page...

Mol	Chain	#Chirality outliers	#Planarity outliers
1	J	0	2
1	O	0	1
1	Q	0	1
1	R	0	1
All	All	0	9

All (2) bond length outliers are listed below:

Mol	Chain	Res	Type	Atoms	Z	Observed(Å)	Ideal(Å)
1	L	70	LYS	CD-CE	-6.18	1.35	1.51
1	L	70	LYS	CE-NZ	5.68	1.63	1.49

All (6) bond angle outliers are listed below:

Mol	Chain	Res	Type	Atoms	Z	Observed(°)	Ideal(°)
1	M	221	LEU	CB-CG-CD2	-6.16	100.53	111.00
1	F	106	GLN	CA-CB-CG	5.99	126.57	113.40
1	C	221	LEU	CA-CB-CG	-5.78	102.00	115.30
1	F	221	LEU	CB-CG-CD2	-5.08	102.37	111.00
1	D	176	HIS	N-CA-CB	5.08	119.74	110.60
1	Z	221	LEU	CB-CG-CD2	-5.05	102.42	111.00

There are no chirality outliers.

All (9) planarity outliers are listed below:

Mol	Chain	Res	Type	Group
1	E	419	LEU	Peptide
1	F	419	LEU	Peptide
1	I	419	LEU	Peptide
1	I	99	SER	Peptide
1	J	212	PHE	Peptide
1	J	419	LEU	Peptide
1	O	419	LEU	Peptide
1	Q	212	PHE	Peptide
1	R	419	LEU	Peptide

## 5.2 Too-close contacts [\(i\)](#)

In the following table, the Non-H and H(model) columns list the number of non-hydrogen atoms and hydrogen atoms in the chain respectively. The H(added) column lists the number of hydrogen atoms added and optimized by MolProbity. The Clashes column lists the number of clashes within

the asymmetric unit, whereas Symm-Clashes lists symmetry-related clashes.

Mol	Chain	Non-H	H(model)	H(added)	Clashes	Symm-Clashes
1	A	3196	0	3104	88	0
1	B	3241	0	3150	85	0
1	C	3231	0	3132	95	0
1	D	3217	0	3120	87	0
1	E	3222	0	3129	95	0
1	F	3222	0	3123	82	0
1	G	3230	0	3135	109	0
1	H	3221	0	3128	92	0
1	I	3227	0	3125	91	0
1	J	3221	0	3127	82	0
1	K	3207	0	3114	115	0
1	L	3217	0	3120	102	0
1	M	3235	0	3152	80	0
1	N	3226	0	3130	83	0
1	O	3200	0	3101	97	0
1	P	3235	0	3135	102	0
1	Q	3223	0	3133	82	1
1	R	3231	0	3132	84	1
1	T	3212	0	3120	88	0
1	Z	3208	0	3122	110	0
2	A	20	0	0	3	0
2	B	15	0	0	1	0
2	C	20	0	0	5	0
2	D	20	0	0	1	0
2	E	15	0	0	1	0
2	F	10	0	0	0	0
2	G	15	0	0	3	0
2	H	10	0	0	4	0
2	I	20	0	0	2	0
2	J	15	0	0	1	0
2	K	15	0	0	2	0
2	L	20	0	0	1	0
2	M	15	0	0	0	0
2	N	15	0	0	0	0
2	O	25	0	0	2	0
2	P	20	0	0	3	0
2	Q	40	0	0	5	0
2	R	30	0	0	6	0
2	T	20	0	0	1	0
2	Z	15	0	0	0	0
3	A	6	0	8	4	0
3	B	18	0	24	3	0

*Continued on next page...*

*Continued from previous page...*

Mol	Chain	Non-H	H(model)	H(added)	Clashes	Symm-Clashes
3	C	24	0	32	5	0
3	D	18	0	24	2	0
3	E	6	0	8	1	0
3	G	12	0	16	2	0
3	H	6	0	8	1	0
3	I	18	0	24	5	0
3	J	24	0	32	7	0
3	K	12	0	16	7	0
3	L	12	0	16	1	0
3	M	24	0	32	7	0
3	N	12	0	16	3	0
3	O	12	0	16	1	0
3	P	12	0	16	1	0
3	Q	18	0	24	5	0
3	R	24	0	32	7	0
3	T	6	0	8	0	0
3	Z	12	0	16	4	0
4	A	8	0	0	2	0
4	D	16	0	0	0	0
4	F	8	0	0	0	0
4	G	8	0	0	0	0
4	I	8	0	0	0	0
4	L	8	0	0	0	0
4	M	8	0	0	1	0
4	O	8	0	0	1	0
4	R	8	0	0	2	0
4	Z	8	0	0	0	0
5	A	568	0	0	45	3
5	B	560	0	0	53	0
5	C	622	0	0	46	1
5	D	543	0	0	50	2
5	E	562	0	0	57	14
5	F	575	0	0	49	11
5	G	551	0	0	60	8
5	H	483	0	0	65	8
5	I	542	0	0	42	1
5	J	637	0	0	52	2
5	K	511	0	0	67	4
5	L	535	0	0	52	3
5	M	557	0	0	43	3
5	N	561	0	0	53	3
5	O	528	0	0	51	11

*Continued on next page...*

Continued from previous page...

Mol	Chain	Non-H	H(model)	H(added)	Clashes	Symm-Clashes
5	P	560	0	0	60	7
5	Q	667	0	0	52	14
5	R	605	0	0	43	9
5	T	548	0	0	47	1
5	Z	542	0	0	53	1
All	All	76418	0	62900	1851	54

The all-atom clashscore is defined as the number of clashes found per 1000 atoms (including hydrogen atoms). The all-atom clashscore for this structure is 14.

All (1851) close contacts within the same asymmetric unit are listed below, sorted by their clash magnitude.

Atom-1	Atom-2	Interatomic distance (Å)	Clash overlap (Å)
1:Z:207:MET:SD	5:Z:1085:HOH:O	1.98	1.19
1:P:207:MET:SD	5:P:988:HOH:O	2.08	1.10
1:D:7:VAL:N	5:D:602:HOH:O	1.87	1.07
1:J:176:HIS:ND1	5:J:602:HOH:O	1.89	1.02
1:O:207:MET:SD	5:O:989:HOH:O	2.17	1.02
1:L:23:ARG:HG2	5:L:606:HOH:O	1.57	1.01
1:C:161:CYS:SG	5:C:1114:HOH:O	2.19	1.01
1:P:33:ARG:NH1	5:P:603:HOH:O	1.94	0.99
1:K:165:PRO:O	5:K:601:HOH:O	1.81	0.98
1:B:244:GLU:OE1	5:B:601:HOH:O	1.81	0.97
1:M:251:HIS:NE2	1:M:256:SER:OG	1.95	0.97
2:Q:508:SO4:S	5:Q:602:HOH:O	2.20	0.97
1:E:418:LYS:NZ	5:E:605:HOH:O	1.96	0.97
1:A:21:GLY:O	5:A:601:HOH:O	1.83	0.96
1:E:91:GLU:OE2	5:E:601:HOH:O	1.82	0.96
1:P:238:ILE:O	5:P:601:HOH:O	1.83	0.96
1:B:200:GLU:OE2	5:B:603:HOH:O	1.84	0.95
1:L:251:HIS:NE2	1:L:256:SER:OG	1.98	0.95
1:E:207:MET:SD	5:E:1021:HOH:O	2.25	0.95
1:Q:91:GLU:OE2	5:Q:601:HOH:O	1.84	0.95
1:O:207:MET:HE3	1:O:209:ILE:HD12	1.47	0.94
1:E:226:ALA:O	5:E:602:HOH:O	1.85	0.94
1:A:110:GLY:O	5:A:602:HOH:O	1.84	0.94
1:F:175:MET:O	5:F:601:HOH:O	1.83	0.94
1:H:419:LEU:O	5:H:601:HOH:O	1.86	0.94
1:L:418:LYS:NZ	5:L:603:HOH:O	1.98	0.94
1:C:28:LYS:NZ	5:C:603:HOH:O	1.99	0.94
1:F:148:GLN:NE2	5:F:603:HOH:O	1.99	0.93

Continued on next page...

*Continued from previous page...*

Atom-1	Atom-2	Interatomic distance (Å)	Clash overlap (Å)
1:F:251:HIS:NE2	1:F:256:SER:OG	2.00	0.93
1:H:7:VAL:N	5:H:607:HOH:O	2.00	0.93
1:J:222:ARG:NH1	5:J:609:HOH:O	2.01	0.93
1:D:239:ILE:O	5:D:601:HOH:O	1.85	0.93
1:J:32:ASP:OD2	5:J:601:HOH:O	1.87	0.93
1:L:70:LYS:NZ	5:L:606:HOH:O	1.99	0.92
1:H:222:ARG:O	5:H:602:HOH:O	1.87	0.92
1:C:400:ARG:HH21	1:C:421:LEU:HA	1.33	0.92
1:Z:244:GLU:HB3	1:Z:245:HIS:HD2	1.34	0.92
1:B:91:GLU:OE2	5:B:604:HOH:O	1.85	0.92
1:B:307:THR:OG1	5:B:602:HOH:O	1.84	0.92
1:K:232:ARG:O	5:K:603:HOH:O	1.88	0.91
1:K:338:ALA:O	5:K:604:HOH:O	1.88	0.91
1:F:372:GLN:NE2	5:F:607:HOH:O	2.05	0.90
1:O:232:ARG:NH1	5:O:606:HOH:O	2.05	0.90
1:R:316:ASP:OD2	5:R:601:HOH:O	1.90	0.90
2:H:502:SO4:O1	5:H:603:HOH:O	1.90	0.90
1:Q:107:TRP:N	5:Q:608:HOH:O	2.02	0.89
1:T:8:GLN:NE2	5:T:603:HOH:O	2.04	0.89
1:D:92:SER:N	5:D:607:HOH:O	2.04	0.89
1:I:26:ARG:NH1	5:I:603:HOH:O	2.05	0.89
1:G:353:TYR:OH	5:G:601:HOH:O	1.91	0.89
1:N:28:LYS:NZ	5:N:608:HOH:O	2.05	0.89
1:C:192:ASP:OD1	5:C:601:HOH:O	1.90	0.89
1:A:7:VAL:N	5:A:608:HOH:O	2.04	0.88
1:J:355:ARG:NH1	5:J:611:HOH:O	2.06	0.88
1:R:7:VAL:N	5:R:607:HOH:O	2.06	0.88
1:A:251:HIS:NE2	1:A:256:SER:OG	2.07	0.87
1:D:395:GLU:O	5:D:603:HOH:O	1.91	0.87
1:H:147:LEU:O	5:H:604:HOH:O	1.90	0.87
1:M:7:VAL:N	5:M:605:HOH:O	2.07	0.87
1:I:287:VAL:HG23	3:I:505:GOL:H11	1.55	0.87
1:T:21:GLY:O	5:T:601:HOH:O	1.92	0.87
1:B:222:ARG:NH1	5:B:611:HOH:O	2.07	0.87
2:B:503:SO4:O4	5:B:607:HOH:O	1.92	0.87
1:I:189:LYS:NZ	5:I:606:HOH:O	2.08	0.87
1:P:215:LYS:O	5:P:602:HOH:O	1.91	0.86
1:P:86:ARG:NH2	5:P:610:HOH:O	2.08	0.86
1:F:192:ASP:OD1	5:F:602:HOH:O	1.94	0.86
1:B:200:GLU:HG3	5:B:605:HOH:O	1.74	0.86
1:L:404:THR:OG1	5:L:601:HOH:O	1.94	0.85

*Continued on next page...*

*Continued from previous page...*

Atom-1	Atom-2	Interatomic distance (Å)	Clash overlap (Å)
1:D:179:GLU:OE1	5:D:605:HOH:O	1.95	0.85
1:H:161:CYS:SG	5:H:647:HOH:O	2.35	0.85
1:C:251:HIS:NE2	1:C:256:SER:OG	2.07	0.85
1:N:73:SER:O	5:N:602:HOH:O	1.93	0.85
1:N:277:TYR:OH	5:N:603:HOH:O	1.94	0.84
2:D:502:SO4:O4	5:D:604:HOH:O	1.93	0.84
1:J:251:HIS:NE2	1:J:256:SER:OG	2.08	0.84
1:H:259:ARG:NH2	5:H:614:HOH:O	2.10	0.84
1:M:26:ARG:HD2	5:M:1050:HOH:O	1.76	0.84
1:R:49:ASP:O	5:R:602:HOH:O	1.96	0.83
1:A:94:ASP:OD1	5:A:604:HOH:O	1.96	0.83
1:Z:244:GLU:HB3	1:Z:245:HIS:CD2	2.12	0.83
1:N:13:ASP:OD2	5:N:604:HOH:O	1.95	0.83
1:Z:275:ASP:OD2	5:Z:601:HOH:O	1.95	0.83
1:O:222:ARG:NH1	5:O:614:HOH:O	2.12	0.83
3:C:507:GOL:O3	5:C:602:HOH:O	1.96	0.83
1:P:207:MET:SD	5:P:1043:HOH:O	2.34	0.83
1:E:97:PRO:HD2	1:E:101:ARG:HA	1.59	0.83
1:E:179:GLU:HG3	1:E:180:LYS:HG3	1.59	0.83
1:G:147:LEU:O	5:G:602:HOH:O	1.97	0.82
1:H:192:ASP:OD2	5:H:605:HOH:O	1.96	0.82
1:T:68:GLN:HE22	1:T:108:TYR:HB2	1.41	0.82
1:J:106:GLN:OE1	5:J:604:HOH:O	1.96	0.82
2:Q:508:SO4:O4	5:Q:602:HOH:O	1.95	0.82
1:R:363:PRO:O	5:R:603:HOH:O	1.95	0.82
1:J:233:ASP:OD2	5:J:605:HOH:O	1.96	0.82
1:A:149:GLN:OE1	5:A:605:HOH:O	1.98	0.82
1:T:80:ARG:NH1	5:T:609:HOH:O	2.13	0.82
1:J:148:GLN:NE2	5:J:614:HOH:O	2.08	0.82
1:B:99:SER:HA	5:B:685:HOH:O	1.77	0.81
1:H:149:GLN:OE1	5:H:606:HOH:O	1.98	0.81
1:J:157:VAL:O	5:J:606:HOH:O	1.97	0.81
1:L:200:GLU:O	5:L:602:HOH:O	1.97	0.81
1:R:218:MET:SD	5:R:1090:HOH:O	2.38	0.81
1:G:95:ILE:HB	1:G:101:ARG:HH22	1.45	0.81
1:I:144:GLU:OE2	5:I:601:HOH:O	1.99	0.81
1:M:150:HIS:O	5:M:601:HOH:O	1.99	0.81
1:O:113:ASP:OD1	5:O:601:HOH:O	1.99	0.81
1:G:91:GLU:OE2	5:G:604:HOH:O	1.99	0.81
1:K:155:ALA:O	5:K:605:HOH:O	1.97	0.81
1:L:100:GLN:O	5:L:605:HOH:O	1.99	0.81

*Continued on next page...*

*Continued from previous page...*

Atom-1	Atom-2	Interatomic distance (Å)	Clash overlap (Å)
1:O:166:ARG:NH1	5:O:616:HOH:O	2.14	0.80
1:L:179:GLU:OE1	5:L:604:HOH:O	1.98	0.80
1:G:357:GLU:OE2	5:G:603:HOH:O	1.98	0.80
2:P:503:SO4:O4	5:P:606:HOH:O	1.99	0.80
1:E:86:ARG:NH1	5:E:611:HOH:O	2.14	0.80
1:C:68:GLN:HE22	1:C:108:TYR:H	1.29	0.80
1:K:79:GLN:NE2	5:K:617:HOH:O	2.15	0.80
1:J:179:GLU:OE2	5:J:607:HOH:O	1.99	0.79
1:O:225:ALA:O	5:O:602:HOH:O	1.99	0.79
2:Q:503:SO4:O4	5:Q:605:HOH:O	2.00	0.79
1:I:351:ASN:ND2	5:I:610:HOH:O	2.14	0.79
1:M:251:HIS:HE2	1:M:256:SER:HG	1.28	0.79
1:P:188:GLU:OE1	5:P:605:HOH:O	1.99	0.79
1:M:115:VAL:HB	1:M:221:LEU:HD21	1.64	0.79
1:Z:195:GLY:O	5:Z:602:HOH:O	2.01	0.79
1:E:73:SER:N	5:E:614:HOH:O	2.15	0.79
1:B:80:ARG:NH1	5:B:614:HOH:O	2.14	0.79
1:R:23:ARG:NH1	5:R:612:HOH:O	2.11	0.79
5:G:985:HOH:O	1:H:309:PRO:HD3	1.81	0.78
1:B:123:GLU:OE1	5:B:608:HOH:O	2.00	0.78
1:F:149:GLN:OE1	5:F:605:HOH:O	2.01	0.78
1:E:207:MET:HE3	1:E:209:ILE:HD12	1.66	0.78
1:H:80:ARG:NH1	5:H:620:HOH:O	2.16	0.78
2:H:502:SO4:S	5:H:603:HOH:O	2.42	0.78
1:L:160:GLY:O	5:L:607:HOH:O	2.01	0.78
1:M:222:ARG:NH1	5:M:612:HOH:O	2.15	0.78
1:H:234:PHE:N	5:H:622:HOH:O	2.17	0.78
1:J:179:GLU:OE1	5:J:608:HOH:O	1.99	0.78
1:L:79:GLN:OE1	5:L:608:HOH:O	2.02	0.78
1:K:200:GLU:OE1	5:K:607:HOH:O	2.00	0.78
1:A:106:GLN:OE1	5:A:606:HOH:O	2.02	0.78
1:J:146:MET:SD	5:J:1212:HOH:O	2.40	0.78
1:K:105:THR:O	5:K:608:HOH:O	2.00	0.78
1:P:166:ARG:NH1	5:P:612:HOH:O	2.14	0.78
1:F:229:THR:OG1	5:F:604:HOH:O	2.00	0.77
1:Q:179:GLU:OE1	5:Q:606:HOH:O	2.01	0.77
1:Z:180:LYS:NZ	5:Z:612:HOH:O	2.13	0.77
1:G:235:GLY:H	3:G:505:GOL:H11	1.49	0.77
5:K:609:HOH:O	1:T:12:ARG:NH2	2.09	0.77
1:Q:32:ASP:OD2	5:Q:607:HOH:O	2.02	0.77
1:Z:174:VAL:O	5:Z:603:HOH:O	2.02	0.77

*Continued on next page...*

*Continued from previous page...*

Atom-1	Atom-2	Interatomic distance (Å)	Clash overlap (Å)
1:Z:272:GLY:O	5:Z:604:HOH:O	2.02	0.77
1:P:173:GLY:O	5:P:607:HOH:O	2.02	0.77
1:D:349:ARG:HB2	1:D:366:LYS:HD2	1.67	0.77
1:I:207:MET:SD	5:I:1086:HOH:O	2.42	0.77
1:M:200:GLU:O	5:M:602:HOH:O	2.02	0.77
1:P:210:TYR:OH	5:P:608:HOH:O	2.03	0.77
1:L:355:ARG:NH1	5:L:615:HOH:O	2.16	0.76
1:N:395:GLU:OE1	5:N:605:HOH:O	2.02	0.76
1:Z:296:LYS:NZ	5:Z:618:HOH:O	2.17	0.76
1:G:207:MET:SD	5:G:1003:HOH:O	2.42	0.76
1:H:80:ARG:NH2	5:H:621:HOH:O	2.16	0.76
1:L:130:MET:SD	5:L:792:HOH:O	2.44	0.76
1:M:265:GLU:OE2	5:M:603:HOH:O	2.03	0.76
1:K:222:ARG:NH1	5:K:619:HOH:O	2.18	0.76
1:J:182:GLU:O	5:J:610:HOH:O	2.02	0.76
1:L:251:HIS:HB3	5:L:759:HOH:O	1.85	0.76
1:O:137:HIS:O	5:O:603:HOH:O	2.04	0.76
1:D:229:THR:HG21	1:Z:229:THR:HA	1.67	0.76
1:E:200:GLU:HG3	5:E:631:HOH:O	1.86	0.76
1:B:86:ARG:NH1	5:B:624:HOH:O	2.19	0.76
1:C:180:LYS:NZ	5:C:616:HOH:O	2.19	0.76
1:A:392:GLU:OE1	5:A:607:HOH:O	2.04	0.76
1:K:80:ARG:NH1	5:K:606:HOH:O	2.00	0.76
1:P:80:ARG:NH1	5:P:613:HOH:O	2.14	0.76
2:R:503:SO4:O3	5:R:605:HOH:O	2.04	0.76
1:Q:152:ASP:OD1	5:Q:609:HOH:O	2.03	0.75
1:O:99:SER:O	5:O:604:HOH:O	2.04	0.75
1:P:137:HIS:ND1	5:P:604:HOH:O	2.18	0.75
1:T:176:HIS:ND1	5:T:614:HOH:O	2.19	0.75
1:O:76:ARG:N	5:O:621:HOH:O	2.20	0.75
1:Z:252:ARG:NH2	5:Z:609:HOH:O	2.10	0.75
1:H:168:GLU:OE2	5:H:608:HOH:O	2.05	0.75
1:L:176:HIS:ND1	5:L:617:HOH:O	2.18	0.75
1:P:146:MET:SD	5:P:1064:HOH:O	2.44	0.75
1:P:300:ILE:HG23	5:P:611:HOH:O	1.85	0.75
1:G:123:GLU:O	5:G:606:HOH:O	2.05	0.75
1:H:402:ARG:NH1	5:H:626:HOH:O	2.19	0.75
1:I:192:ASP:OD2	5:I:602:HOH:O	2.04	0.75
1:K:339:LEU:HA	5:K:604:HOH:O	1.85	0.75
1:O:320:ARG:O	5:O:607:HOH:O	2.05	0.75
1:T:134:ALA:O	5:T:602:HOH:O	2.03	0.75

*Continued on next page...*



*Continued from previous page...*

Atom-1	Atom-2	Interatomic distance (Å)	Clash overlap (Å)
1:Q:233:ASP:OD2	5:Q:610:HOH:O	2.05	0.75
1:G:270:ASP:OD2	5:G:605:HOH:O	2.04	0.74
1:I:388:LEU:HB2	5:I:609:HOH:O	1.86	0.74
1:N:110:GLY:O	5:N:606:HOH:O	2.02	0.74
1:Z:108:TYR:N	5:Z:621:HOH:O	2.19	0.74
1:Z:420:ASP:O	5:Z:605:HOH:O	2.05	0.74
1:A:157:VAL:HG23	5:A:653:HOH:O	1.88	0.74
1:M:166:ARG:NH2	1:M:192:ASP:OD1	2.19	0.74
1:Q:101:ARG:NH1	5:Q:613:HOH:O	2.14	0.74
1:E:58:SER:O	5:E:606:HOH:O	2.04	0.74
1:F:255:ASP:OD2	5:F:606:HOH:O	2.04	0.74
1:N:196:ILE:O	5:N:607:HOH:O	2.05	0.74
1:O:251:HIS:NE2	1:O:256:SER:OG	2.19	0.74
1:R:244:GLU:O	5:R:606:HOH:O	2.05	0.74
2:R:506:SO4:O4	5:R:609:HOH:O	2.06	0.73
1:F:263:GLU:OE1	5:F:608:HOH:O	2.05	0.73
1:O:243:VAL:O	5:O:605:HOH:O	2.04	0.73
1:T:94:ASP:O	5:T:605:HOH:O	2.06	0.73
1:H:46:ARG:NH1	5:H:603:HOH:O	1.98	0.73
1:J:33:ARG:NH2	5:J:627:HOH:O	2.21	0.73
2:C:502:SO4:O1	5:C:604:HOH:O	2.06	0.73
1:G:177:VAL:HG12	1:G:197:PRO:HD2	1.70	0.73
1:B:186:PHE:O	5:B:609:HOH:O	2.06	0.73
1:G:160:GLY:O	5:G:608:HOH:O	2.07	0.73
1:J:421:LEU:O	5:J:612:HOH:O	2.06	0.73
1:M:80:ARG:NH1	5:M:620:HOH:O	2.22	0.73
1:P:101:ARG:NH2	5:P:623:HOH:O	2.22	0.73
3:K:504:GOL:O1	3:K:504:GOL:O3	2.03	0.72
1:G:68:GLN:OE1	5:G:607:HOH:O	2.07	0.72
1:K:58:SER:O	5:K:609:HOH:O	2.06	0.72
1:L:223:ARG:NH1	5:L:618:HOH:O	2.21	0.72
1:T:311:LYS:HE3	5:T:852:HOH:O	1.89	0.72
1:F:58:SER:O	5:F:609:HOH:O	2.07	0.72
1:M:355:ARG:NH2	5:M:604:HOH:O	2.04	0.72
1:B:25:SER:HB2	3:B:506:GOL:H11	1.72	0.72
1:I:417:ASP:OD2	5:I:605:HOH:O	2.06	0.72
1:J:395:GLU:OE1	5:J:613:HOH:O	2.07	0.72
1:M:352:SER:O	5:M:606:HOH:O	2.08	0.72
1:Z:32:ASP:OD1	5:Z:607:HOH:O	2.07	0.72
1:D:28:LYS:NZ	5:D:614:HOH:O	2.15	0.72
1:N:198:GLY:N	5:N:607:HOH:O	2.22	0.72

*Continued on next page...*

*Continued from previous page...*

Atom-1	Atom-2	Interatomic distance (Å)	Clash overlap (Å)
1:D:320:ARG:NH1	5:D:620:HOH:O	2.20	0.72
1:F:222:ARG:O	5:F:610:HOH:O	2.08	0.72
1:I:131:VAL:O	5:I:604:HOH:O	2.05	0.72
1:O:168:GLU:O	5:O:610:HOH:O	2.08	0.72
2:T:503:SO4:O4	5:T:604:HOH:O	2.06	0.72
3:B:506:GOL:O1	5:B:610:HOH:O	2.07	0.72
1:M:233:ASP:OD2	5:M:608:HOH:O	2.08	0.72
1:Z:261:ASP:N	5:Z:620:HOH:O	2.18	0.71
1:H:228:PRO:O	5:H:611:HOH:O	2.08	0.71
1:R:106:GLN:HB3	5:R:608:HOH:O	1.90	0.71
1:K:184:ILE:O	5:K:612:HOH:O	2.09	0.71
1:J:400:ARG:HH21	1:J:421:LEU:HA	1.54	0.71
1:B:109:GLU:OE1	5:B:613:HOH:O	2.09	0.71
1:M:15:MET:O	5:M:609:HOH:O	2.09	0.71
2:A:501:SO4:O2	5:A:611:HOH:O	2.08	0.71
1:H:409:CYS:SG	5:H:835:HOH:O	2.49	0.71
1:A:29:GLU:O	5:A:612:HOH:O	2.09	0.71
1:D:243:VAL:N	5:D:601:HOH:O	1.99	0.71
1:E:177:VAL:HG23	1:E:181:ASP:HA	1.73	0.71
1:H:261:ASP:O	5:H:609:HOH:O	2.08	0.71
1:O:149:GLN:NE2	5:O:625:HOH:O	2.24	0.71
1:P:49:ASP:O	5:P:611:HOH:O	2.09	0.71
1:J:123:GLU:OE1	5:J:615:HOH:O	2.08	0.70
1:N:80:ARG:NH1	5:N:615:HOH:O	2.17	0.70
1:B:202:PHE:O	5:B:612:HOH:O	2.08	0.70
1:Z:79:GLN:OE1	5:Z:608:HOH:O	2.08	0.70
1:H:151:VAL:N	5:H:604:HOH:O	2.00	0.70
1:K:129:TYR:O	5:K:610:HOH:O	2.07	0.70
1:R:75:ILE:HG23	1:R:95:ILE:HG21	1.72	0.70
1:M:417:ASP:OD1	5:M:607:HOH:O	2.08	0.70
1:Z:147:LEU:O	5:Z:606:HOH:O	2.08	0.70
1:T:374:SER:O	5:T:606:HOH:O	2.08	0.70
2:C:504:SO4:S	5:C:611:HOH:O	2.49	0.70
1:E:244:GLU:HG3	5:E:784:HOH:O	1.90	0.70
1:F:120:ASP:OD2	5:F:611:HOH:O	2.08	0.70
1:O:113:ASP:OD1	1:O:232:ARG:NH2	2.24	0.70
2:O:505:SO4:O2	5:O:611:HOH:O	2.08	0.70
2:R:506:SO4:O3	5:R:609:HOH:O	2.10	0.70
1:D:223:ARG:NH2	5:D:621:HOH:O	2.21	0.70
1:Z:252:ARG:NH1	5:Z:625:HOH:O	2.23	0.70
1:A:235:GLY:H	3:A:505:GOL:H31	1.57	0.70

*Continued on next page...*

*Continued from previous page...*

Atom-1	Atom-2	Interatomic distance (Å)	Clash overlap (Å)
1:L:206:SER:HA	5:L:607:HOH:O	1.90	0.70
1:D:62:ARG:HG2	5:D:607:HOH:O	1.90	0.70
1:D:243:VAL:O	5:D:608:HOH:O	2.10	0.70
1:E:134:ALA:O	5:E:607:HOH:O	2.08	0.70
1:A:219:GLU:OE1	5:A:613:HOH:O	2.10	0.69
1:M:163:GLU:OE1	5:M:610:HOH:O	2.09	0.69
1:N:80:ARG:NH2	5:N:624:HOH:O	2.22	0.69
1:N:100:GLN:N	5:N:626:HOH:O	2.23	0.69
1:O:355:ARG:NH1	5:O:620:HOH:O	2.19	0.69
1:C:106:GLN:N	5:C:624:HOH:O	2.25	0.69
2:I:504:SO4:O2	5:I:607:HOH:O	2.09	0.69
1:E:101:ARG:NH2	5:E:617:HOH:O	2.18	0.69
1:H:200:GLU:OE1	5:H:612:HOH:O	2.10	0.69
1:H:200:GLU:O	5:H:613:HOH:O	2.10	0.69
5:O:617:HOH:O	1:P:308:PRO:HB3	1.92	0.69
1:Q:192:ASP:OD1	5:Q:611:HOH:O	2.11	0.69
1:T:200:GLU:OE1	5:T:607:HOH:O	2.09	0.69
1:L:251:HIS:O	5:L:609:HOH:O	2.10	0.69
1:O:25:SER:OG	5:O:612:HOH:O	2.09	0.69
1:F:44:LYS:N	5:F:615:HOH:O	2.24	0.69
1:G:318:ASP:OD2	5:G:610:HOH:O	2.11	0.69
1:K:275:ASP:OD2	5:K:614:HOH:O	2.10	0.69
1:A:126:ALA:O	5:A:616:HOH:O	2.11	0.69
1:B:179:GLU:HG3	1:B:180:LYS:HG3	1.73	0.69
1:A:166:ARG:NH1	5:A:610:HOH:O	2.08	0.69
1:A:228:PRO:HA	5:A:1044:HOH:O	1.93	0.69
1:C:68:GLN:HE21	1:C:107:TRP:HE3	1.40	0.68
1:F:22:GLY:O	5:F:614:HOH:O	2.11	0.68
1:J:26:ARG:NH1	5:J:632:HOH:O	2.23	0.68
1:Z:180:LYS:NZ	5:Z:631:HOH:O	2.25	0.68
1:T:166:ARG:HD2	1:T:200:GLU:O	1.92	0.68
1:A:419:LEU:O	5:A:615:HOH:O	2.11	0.68
1:D:126:ALA:O	5:D:609:HOH:O	2.11	0.68
1:G:95:ILE:HB	1:G:101:ARG:NH2	2.09	0.68
1:J:331:ASP:O	1:J:349:ARG:NH2	2.23	0.68
1:N:199:ASN:ND2	5:N:635:HOH:O	2.25	0.68
1:Q:184:ILE:HG23	5:Q:620:HOH:O	1.92	0.68
1:T:188:GLU:OE2	1:T:189:LYS:NZ	2.21	0.68
1:T:403:ARG:NH1	5:T:626:HOH:O	2.27	0.68
1:E:192:ASP:OD2	5:E:609:HOH:O	2.12	0.68
1:O:296:LYS:NZ	5:O:628:HOH:O	2.26	0.68

*Continued on next page...*

*Continued from previous page...*

Atom-1	Atom-2	Interatomic distance (Å)	Clash overlap (Å)
1:R:217:LEU:O	1:R:221:LEU:HD12	1.94	0.68
1:M:367:ILE:HG12	5:M:613:HOH:O	1.94	0.68
1:R:261:ASP:N	5:R:629:HOH:O	2.26	0.68
1:C:23:ARG:NH2	5:C:628:HOH:O	2.26	0.68
1:K:199:ASN:ND2	5:K:632:HOH:O	2.27	0.68
1:R:400:ARG:HH21	1:R:421:LEU:HA	1.58	0.68
1:K:233:ASP:OD2	5:K:615:HOH:O	2.11	0.68
1:C:69:TYR:OH	5:C:606:HOH:O	2.09	0.68
1:C:192:ASP:OD2	5:C:607:HOH:O	2.11	0.68
1:G:375:ASN:O	5:G:609:HOH:O	2.11	0.68
1:H:146:MET:SD	5:H:1064:HOH:O	2.51	0.68
1:A:105:THR:O	5:A:614:HOH:O	2.10	0.68
1:I:421:LEU:O	5:I:608:HOH:O	2.10	0.68
1:I:385:PRO:O	5:I:609:HOH:O	2.12	0.67
1:E:168:GLU:OE1	5:E:608:HOH:O	2.11	0.67
1:F:25:SER:N	5:F:635:HOH:O	2.26	0.67
1:O:353:TYR:HB2	1:O:370:HIS:CD2	2.29	0.67
1:Q:223:ARG:NH1	5:Q:603:HOH:O	1.99	0.67
1:H:215:LYS:NZ	5:H:637:HOH:O	2.27	0.67
1:A:175:MET:HG3	5:A:1129:HOH:O	1.94	0.67
1:D:123:GLU:HB3	5:D:634:HOH:O	1.94	0.67
1:E:98:ALA:HB2	5:E:622:HOH:O	1.94	0.67
1:H:251:HIS:NE2	1:H:256:SER:OG	2.20	0.67
1:Z:222:ARG:NH2	5:Z:634:HOH:O	2.27	0.67
1:A:168:GLU:O	5:A:617:HOH:O	2.12	0.67
1:C:418:LYS:NZ	5:C:630:HOH:O	2.27	0.67
1:R:203:ALA:O	5:R:613:HOH:O	2.13	0.67
1:F:74:LEU:O	5:F:618:HOH:O	2.13	0.67
1:F:182:GLU:OE1	5:F:616:HOH:O	2.12	0.67
1:K:251:HIS:HB3	5:K:798:HOH:O	1.94	0.67
1:L:14:ALA:O	5:L:610:HOH:O	2.11	0.67
1:P:178:ASN:N	5:P:632:HOH:O	2.26	0.67
1:F:13:ASP:OD1	5:F:619:HOH:O	2.13	0.67
1:M:26:ARG:NH1	5:M:625:HOH:O	2.26	0.67
1:M:276:ALA:HB3	5:M:616:HOH:O	1.94	0.67
1:N:307:THR:OG1	5:N:609:HOH:O	2.13	0.67
3:M:506:GOL:O3	3:M:506:GOL:O1	1.97	0.67
1:I:266:PRO:HG3	5:I:969:HOH:O	1.94	0.67
1:L:34:ARG:O	1:L:70:LYS:NZ	2.28	0.67
1:M:346:THR:OG1	5:M:611:HOH:O	2.13	0.67
1:O:259:ARG:HD2	5:O:747:HOH:O	1.93	0.67

*Continued on next page...*

*Continued from previous page...*

Atom-1	Atom-2	Interatomic distance (Å)	Clash overlap (Å)
1:Z:14:ALA:O	5:Z:611:HOH:O	2.12	0.67
1:Z:413:GLN:NE2	5:Z:633:HOH:O	2.27	0.67
1:J:191:ALA:O	5:J:619:HOH:O	2.12	0.67
1:P:44:LYS:HE2	5:P:689:HOH:O	1.94	0.66
1:Z:224:ASP:OD1	1:Z:232:ARG:NE	2.21	0.66
1:F:41:PHE:O	5:F:615:HOH:O	2.11	0.66
1:K:397:ASP:N	5:K:633:HOH:O	2.27	0.66
1:L:212:PHE:HB3	5:L:614:HOH:O	1.95	0.66
1:N:108:TYR:HB3	5:N:606:HOH:O	1.95	0.66
1:D:218:MET:SD	5:D:1016:HOH:O	2.52	0.66
1:I:99:SER:CB	1:I:106:GLN:HG2	2.26	0.66
1:I:319:ARG:NH1	5:I:633:HOH:O	2.28	0.66
1:L:207:MET:SD	5:L:1042:HOH:O	2.52	0.66
2:R:506:SO4:S	5:R:609:HOH:O	2.52	0.66
1:T:163:GLU:OE1	5:T:608:HOH:O	2.12	0.66
1:F:198:GLY:O	5:F:620:HOH:O	2.14	0.66
1:M:91:GLU:HG2	3:M:504:GOL:H11	1.77	0.66
1:N:8:GLN:NE2	5:N:643:HOH:O	2.29	0.66
1:K:294:TYR:OH	5:K:611:HOH:O	2.08	0.66
1:N:187:ILE:HA	5:N:878:HOH:O	1.94	0.66
1:Q:224:ASP:O	5:Q:612:HOH:O	2.13	0.66
1:C:315:ASP:OD2	5:C:608:HOH:O	2.12	0.66
1:G:166:ARG:NH2	5:G:637:HOH:O	2.27	0.66
1:A:146:MET:SD	5:A:1162:HOH:O	2.52	0.66
1:C:176:HIS:HD2	1:C:194:PRO:HB2	1.61	0.66
1:D:75:ILE:HG22	1:D:79:GLN:HE21	1.60	0.66
1:G:418:LYS:NZ	5:G:636:HOH:O	2.27	0.66
2:K:502:SO4:O2	5:K:613:HOH:O	2.10	0.66
1:L:116:TYR:HA	1:L:221:LEU:HD21	1.77	0.66
1:O:355:ARG:NH2	1:O:357:GLU:OE2	2.27	0.66
1:P:207:MET:HE3	1:P:209:ILE:HD12	1.77	0.66
1:Z:395:GLU:OE2	5:Z:613:HOH:O	2.13	0.66
1:E:351:ASN:ND2	5:E:632:HOH:O	2.28	0.66
1:T:148:GLN:NE2	5:T:630:HOH:O	2.29	0.66
1:G:26:ARG:NH1	5:G:611:HOH:O	2.12	0.66
1:L:161:CYS:SG	5:L:607:HOH:O	2.54	0.66
1:O:23:ARG:HH12	1:O:70:LYS:HB2	1.59	0.66
1:R:414:SER:OG	5:R:611:HOH:O	2.11	0.66
1:F:213:HIS:ND1	5:F:638:HOH:O	2.29	0.66
1:C:176:HIS:CD2	1:C:194:PRO:HB2	2.31	0.65
1:H:146:MET:HE2	1:H:158:THR:HG22	1.77	0.65

*Continued on next page...*

*Continued from previous page...*

Atom-1	Atom-2	Interatomic distance (Å)	Clash overlap (Å)
1:N:200:GLU:HG3	5:N:607:HOH:O	1.95	0.65
1:L:358:ASN:OD1	5:L:612:HOH:O	2.14	0.65
1:E:176:HIS:NE2	5:E:635:HOH:O	2.30	0.65
1:O:366:LYS:NZ	5:O:630:HOH:O	2.27	0.65
1:F:25:SER:O	5:F:621:HOH:O	2.14	0.65
1:I:223:ARG:NH2	5:I:640:HOH:O	2.30	0.65
1:K:130:MET:SD	5:K:610:HOH:O	2.53	0.65
1:A:318:ASP:OD1	5:A:621:HOH:O	2.15	0.65
2:A:504:SO4:O4	5:A:618:HOH:O	2.13	0.65
1:H:232:ARG:HD3	5:H:794:HOH:O	1.95	0.65
1:G:23:ARG:NH2	5:G:640:HOH:O	2.28	0.65
1:G:166:ARG:HG2	1:G:193:PRO:HB2	1.79	0.65
1:N:247:LYS:NZ	5:N:640:HOH:O	2.28	0.65
1:E:259:ARG:NH1	5:E:634:HOH:O	2.29	0.65
1:P:50:PHE:HA	5:P:611:HOH:O	1.95	0.65
1:Z:128:GLU:OE1	5:Z:614:HOH:O	2.13	0.65
1:A:290:ASP:OD2	5:A:620:HOH:O	2.14	0.65
2:H:502:SO4:O4	5:H:603:HOH:O	2.14	0.65
1:K:355:ARG:NH2	5:K:637:HOH:O	2.29	0.65
1:D:128:GLU:OE1	5:D:612:HOH:O	2.15	0.65
1:E:15:MET:SD	5:E:1039:HOH:O	2.54	0.65
1:E:215:LYS:O	5:E:612:HOH:O	2.15	0.65
1:G:98:ALA:N	5:G:639:HOH:O	2.28	0.65
1:Q:200:GLU:OE2	5:Q:614:HOH:O	2.15	0.65
1:A:272:GLY:O	5:A:619:HOH:O	2.14	0.64
1:C:91:GLU:OE2	5:C:609:HOH:O	2.14	0.64
1:P:268:TRP:NE1	5:P:604:HOH:O	1.99	0.64
1:T:36:LYS:HD3	5:T:781:HOH:O	1.96	0.64
1:I:294:TYR:O	5:I:611:HOH:O	2.15	0.64
1:J:295:ASP:OD2	5:J:621:HOH:O	2.15	0.64
1:N:316:ASP:OD2	5:N:611:HOH:O	2.15	0.64
1:H:416:ILE:O	5:H:618:HOH:O	2.14	0.64
1:M:349:ARG:O	5:M:613:HOH:O	2.15	0.64
1:P:112:ALA:O	1:P:221:LEU:HD23	1.98	0.64
1:R:99:SER:O	5:R:614:HOH:O	2.15	0.64
1:A:98:ALA:HB1	1:A:107:TRP:HA	1.79	0.64
1:L:7:VAL:N	5:L:630:HOH:O	2.29	0.64
1:E:46:ARG:NH1	5:E:615:HOH:O	2.31	0.64
1:G:166:ARG:NH1	5:G:646:HOH:O	2.31	0.64
1:K:179:GLU:HG3	1:K:180:LYS:HG3	1.79	0.64
1:K:320:ARG:NH1	5:K:641:HOH:O	2.30	0.64

*Continued on next page...*

*Continued from previous page...*

Atom-1	Atom-2	Interatomic distance (Å)	Clash overlap (Å)
1:Z:151:VAL:N	5:Z:606:HOH:O	2.06	0.64
1:P:162:LEU:HB2	1:P:205:ALA:HB3	1.79	0.64
1:D:228:PRO:O	5:D:611:HOH:O	2.15	0.64
1:K:150:HIS:O	5:K:616:HOH:O	2.15	0.64
1:G:315:ASP:OD2	5:G:613:HOH:O	2.15	0.64
2:O:503:SO4:O4	5:O:613:HOH:O	2.10	0.64
1:B:265:GLU:OE2	5:B:615:HOH:O	2.15	0.64
1:Z:244:GLU:CB	1:Z:245:HIS:HD2	2.09	0.64
1:A:349:ARG:HB2	1:A:366:LYS:HG2	1.79	0.64
1:A:155:ALA:HA	1:A:247:LYS:HG2	1.79	0.63
1:B:219:GLU:OE1	5:B:616:HOH:O	2.15	0.63
1:P:15:MET:O	5:P:615:HOH:O	2.15	0.63
1:Z:318:ASP:O	5:Z:616:HOH:O	2.15	0.63
1:A:200:GLU:O	5:A:622:HOH:O	2.15	0.63
1:D:21:GLY:O	5:D:615:HOH:O	2.15	0.63
2:Q:504:SO4:O2	3:Q:511:GOL:O1	2.08	0.63
1:C:13:ASP:OD1	5:C:610:HOH:O	2.15	0.63
2:C:504:SO4:O4	5:C:611:HOH:O	2.15	0.63
1:D:421:LEU:O	5:D:610:HOH:O	2.14	0.63
1:G:294:TYR:O	5:G:612:HOH:O	2.15	0.63
1:H:193:PRO:O	5:H:619:HOH:O	2.15	0.63
1:H:206:SER:HA	5:H:647:HOH:O	1.99	0.63
1:L:213:HIS:O	5:L:614:HOH:O	2.15	0.63
1:P:197:PRO:O	5:P:614:HOH:O	2.14	0.63
1:F:144:GLU:HB2	5:F:609:HOH:O	1.99	0.63
1:Q:166:ARG:NH1	5:Q:640:HOH:O	2.31	0.63
1:D:75:ILE:O	1:D:79:GLN:HG3	1.99	0.63
1:G:179:GLU:HG3	1:G:180:LYS:HG2	1.80	0.63
1:I:89:ARG:HD2	1:M:56:LEU:HD21	1.80	0.63
1:R:13:ASP:OD2	5:R:617:HOH:O	2.15	0.63
1:G:163:GLU:OE1	5:G:614:HOH:O	2.16	0.63
1:I:224:ASP:OD1	1:I:230:SER:OG	2.15	0.63
1:N:355:ARG:NH2	1:N:357:GLU:OE2	2.31	0.63
1:H:296:LYS:HD3	5:H:1004:HOH:O	1.99	0.63
1:L:223:ARG:NH2	5:L:622:HOH:O	2.23	0.63
1:O:107:TRP:N	5:O:641:HOH:O	2.32	0.63
1:B:392:GLU:OE2	5:B:618:HOH:O	2.16	0.62
1:D:331:ASP:O	1:D:349:ARG:NH2	2.32	0.62
1:R:116:TYR:HD1	1:R:221:LEU:HD22	1.64	0.62
1:G:68:GLN:HA	5:G:607:HOH:O	1.98	0.62
1:M:79:GLN:NE2	5:M:636:HOH:O	2.31	0.62

*Continued on next page...*

*Continued from previous page...*

Atom-1	Atom-2	Interatomic distance (Å)	Clash overlap (Å)
1:N:369:ARG:HH22	3:N:505:GOL:H31	1.63	0.62
1:Z:116:TYR:HA	1:Z:221:LEU:HD21	1.80	0.62
1:A:80:ARG:NH1	5:A:637:HOH:O	2.32	0.62
1:Q:215:LYS:HG3	5:Q:688:HOH:O	1.97	0.62
1:R:203:ALA:N	5:R:613:HOH:O	2.30	0.62
1:A:161:CYS:SG	5:A:1129:HOH:O	2.52	0.62
1:B:106:GLN:O	5:B:617:HOH:O	2.16	0.62
5:J:644:HOH:O	1:M:101:ARG:HD3	1.98	0.62
1:C:176:HIS:HB3	1:C:184:ILE:HG12	1.82	0.62
1:G:98:ALA:HB2	5:G:607:HOH:O	1.98	0.62
1:G:353:TYR:CZ	5:G:601:HOH:O	2.49	0.62
1:H:112:ALA:N	5:H:622:HOH:O	2.31	0.62
1:O:178:ASN:HD21	1:O:182:GLU:HB2	1.63	0.62
2:P:503:SO4:O3	5:P:616:HOH:O	2.15	0.62
1:G:166:ARG:HH11	1:G:201:GLY:H	1.47	0.62
1:K:235:GLY:N	3:K:504:GOL:O3	2.29	0.62
1:C:176:HIS:HD2	1:C:194:PRO:CB	2.12	0.62
1:H:341:ARG:NH1	5:H:635:HOH:O	2.27	0.62
1:N:223:ARG:NH1	5:N:601:HOH:O	1.92	0.62
1:D:26:ARG:NH2	5:D:642:HOH:O	2.33	0.62
1:K:418:LYS:O	1:K:420:ASP:N	2.32	0.62
1:M:226:ALA:O	5:M:614:HOH:O	2.16	0.62
1:T:264:HIS:NE2	5:T:636:HOH:O	2.31	0.62
1:A:334:ILE:HD12	1:A:339:LEU:HD11	1.82	0.61
1:D:80:ARG:NH1	5:D:637:HOH:O	2.30	0.61
1:G:115:VAL:HB	1:G:221:LEU:HD22	1.81	0.61
1:K:15:MET:SD	5:K:1034:HOH:O	2.56	0.61
1:J:418:LYS:NZ	5:J:648:HOH:O	2.32	0.61
1:O:188:GLU:HG3	1:O:189:LYS:HG2	1.81	0.61
1:O:251:HIS:HE2	1:O:256:SER:HG	1.45	0.61
1:Q:119:ILE:HG13	5:Q:619:HOH:O	1.99	0.61
1:D:61:ARG:O	5:D:607:HOH:O	2.16	0.61
1:J:234:PHE:HB2	3:J:505:GOL:H32	1.82	0.61
1:D:62:ARG:HA	5:D:607:HOH:O	2.00	0.61
1:E:218:MET:HB2	5:E:612:HOH:O	2.01	0.61
1:E:349:ARG:NH1	5:E:638:HOH:O	2.32	0.61
1:F:331:ASP:O	1:F:349:ARG:NH2	2.26	0.61
1:I:166:ARG:NH2	5:I:645:HOH:O	2.32	0.61
1:L:260:SER:HB3	1:L:263:GLU:HG3	1.81	0.61
1:N:114:ALA:N	5:N:606:HOH:O	2.34	0.61
1:G:400:ARG:HB3	1:G:419:LEU:HD21	1.81	0.61

*Continued on next page...*



*Continued from previous page...*

Atom-1	Atom-2	Interatomic distance (Å)	Clash overlap (Å)
1:P:134:ALA:O	5:P:617:HOH:O	2.16	0.61
1:B:177:VAL:HA	5:B:848:HOH:O	1.99	0.61
1:F:106:GLN:HE21	1:F:106:GLN:HA	1.65	0.61
5:K:699:HOH:O	1:Z:121:ILE:HD11	1.99	0.61
2:E:501:SO4:O3	5:E:615:HOH:O	2.15	0.61
1:L:115:VAL:HB	1:L:221:LEU:HD11	1.83	0.61
1:Q:149:GLN:OE1	5:Q:615:HOH:O	2.16	0.61
1:Z:320:ARG:NH2	5:Z:653:HOH:O	2.33	0.61
1:B:157:VAL:HG23	5:B:657:HOH:O	2.01	0.61
1:F:78:LEU:HG	5:F:618:HOH:O	2.01	0.61
1:K:214:THR:O	1:K:218:MET:HG2	2.01	0.61
1:N:112:ALA:O	1:N:221:LEU:HD23	2.01	0.61
2:R:505:SO4:O2	5:R:616:HOH:O	2.15	0.61
1:O:259:ARG:HD2	5:O:648:HOH:O	2.01	0.61
1:R:33:ARG:NH1	5:R:630:HOH:O	2.30	0.61
1:T:223:ARG:NH2	5:T:641:HOH:O	2.33	0.61
1:B:234:PHE:HB2	3:B:505:GOL:H32	1.83	0.60
1:I:257:CYS:SG	5:I:865:HOH:O	2.57	0.60
1:T:259:ARG:NH1	5:T:638:HOH:O	2.32	0.60
3:A:505:GOL:O3	3:A:505:GOL:O1	2.16	0.60
1:C:402:ARG:NH2	2:C:504:SO4:O2	2.33	0.60
1:N:392:GLU:OE1	5:N:614:HOH:O	2.17	0.60
1:F:259:ARG:NH1	5:F:645:HOH:O	2.32	0.60
1:B:397:ASP:O	5:B:620:HOH:O	2.17	0.60
1:J:260:SER:HB3	1:J:263:GLU:HG3	1.83	0.60
1:P:286:ASP:O	5:P:618:HOH:O	2.17	0.60
1:B:149:GLN:OE1	5:B:619:HOH:O	2.16	0.60
1:E:79:GLN:NE2	1:E:101:ARG:HH21	1.99	0.60
1:B:222:ARG:HG2	5:B:611:HOH:O	2.01	0.60
1:H:259:ARG:NH1	5:H:648:HOH:O	2.33	0.60
1:I:148:GLN:HG3	5:I:694:HOH:O	2.00	0.60
1:B:26:ARG:HA	1:B:28:LYS:HE3	1.83	0.60
1:D:28:LYS:HG3	1:D:402:ARG:HH11	1.67	0.60
1:A:223:ARG:NH1	5:A:603:HOH:O	1.92	0.60
1:K:36:LYS:HD3	1:K:136:ASP:HB2	1.81	0.60
1:R:69:TYR:OH	5:R:615:HOH:O	2.15	0.60
1:C:33:ARG:NH2	5:C:644:HOH:O	2.33	0.60
1:O:181:ASP:OD2	1:O:252:ARG:NH1	2.35	0.60
1:O:26:ARG:NH2	5:O:646:HOH:O	2.34	0.60
1:O:259:ARG:NH1	5:O:648:HOH:O	2.35	0.60
1:T:202:PHE:HB2	5:T:700:HOH:O	2.02	0.60

*Continued on next page...*

*Continued from previous page...*

Atom-1	Atom-2	Interatomic distance (Å)	Clash overlap (Å)
1:I:40:TYR:HB3	1:I:345:PHE:CE2	2.37	0.59
1:P:128:GLU:HB2	5:P:744:HOH:O	2.02	0.59
1:P:259:ARG:NH1	5:P:647:HOH:O	2.34	0.59
1:C:176:HIS:CD2	1:C:194:PRO:CB	2.85	0.59
1:O:416:ILE:O	1:O:419:LEU:HB2	2.00	0.59
1:T:192:ASP:OD2	5:T:610:HOH:O	2.16	0.59
1:C:176:HIS:ND1	1:C:184:ILE:HD11	2.17	0.59
1:C:252:ARG:HA	5:C:646:HOH:O	2.02	0.59
5:K:618:HOH:O	1:O:200:GLU:HG2	2.02	0.59
1:N:26:ARG:NH2	5:N:650:HOH:O	2.35	0.59
1:A:163:GLU:OE2	1:A:252:ARG:NH1	2.35	0.59
1:O:296:LYS:NZ	5:O:647:HOH:O	2.34	0.59
1:Q:23:ARG:NH1	5:Q:648:HOH:O	2.35	0.59
1:H:366:LYS:HB3	5:H:947:HOH:O	2.01	0.59
1:M:7:VAL:N	5:M:644:HOH:O	2.36	0.59
1:Z:233:ASP:OD2	5:Z:617:HOH:O	2.16	0.59
1:J:200:GLU:O	5:J:622:HOH:O	2.16	0.59
1:N:80:ARG:NH2	5:N:651:HOH:O	2.35	0.59
1:D:100:GLN:N	5:D:651:HOH:O	2.36	0.59
1:G:369:ARG:NH2	2:G:502:SO4:O1	2.36	0.59
1:M:149:GLN:OE1	5:M:615:HOH:O	2.17	0.59
1:M:404:THR:HB	3:M:507:GOL:H32	1.85	0.59
1:N:113:ASP:HB3	5:N:606:HOH:O	2.03	0.59
1:N:128:GLU:OE2	5:N:613:HOH:O	2.16	0.59
1:I:366:LYS:HD2	1:I:383:VAL:HG22	1.83	0.59
1:F:166:ARG:HE	1:F:201:GLY:HA2	1.67	0.58
1:H:166:ARG:NE	5:H:619:HOH:O	2.36	0.58
1:J:106:GLN:NE2	5:J:653:HOH:O	2.35	0.58
1:M:101:ARG:NH1	5:M:642:HOH:O	2.34	0.58
1:Q:99:SER:O	5:Q:616:HOH:O	2.16	0.58
1:N:395:GLU:HG2	5:N:1023:HOH:O	2.02	0.58
1:A:166:ARG:NH2	5:A:647:HOH:O	2.36	0.58
1:I:17:TYR:N	5:I:604:HOH:O	2.30	0.58
1:K:79:GLN:HE22	1:Z:95:ILE:HD12	1.67	0.58
1:L:400:ARG:HH21	1:L:421:LEU:HA	1.67	0.58
1:T:363:PRO:HB2	1:T:380:HIS:HD2	1.68	0.58
1:C:80:ARG:NH2	5:C:637:HOH:O	2.30	0.58
1:D:100:GLN:O	5:D:616:HOH:O	2.17	0.58
1:N:222:ARG:NH1	5:N:652:HOH:O	2.35	0.58
1:T:128:GLU:O	5:T:611:HOH:O	2.17	0.58
1:E:366:LYS:NZ	5:E:646:HOH:O	2.34	0.58

*Continued on next page...*

*Continued from previous page...*

Atom-1	Atom-2	Interatomic distance (Å)	Clash overlap (Å)
1:K:80:ARG:NH2	5:K:602:HOH:O	1.86	0.58
1:P:206:SER:N	5:P:607:HOH:O	2.23	0.58
1:R:313:VAL:HG12	1:R:335:SER:HA	1.85	0.58
1:T:115:VAL:HB	1:T:221:LEU:HD22	1.85	0.58
1:B:101:ARG:NH2	5:B:650:HOH:O	2.33	0.58
1:K:127:PRO:HG3	5:K:1034:HOH:O	2.03	0.58
1:K:178:ASN:HD21	1:K:182:GLU:HB2	1.68	0.58
1:K:202:PHE:HB2	5:K:632:HOH:O	2.02	0.58
1:M:273:THR:N	5:M:616:HOH:O	2.23	0.58
1:Q:166:ARG:HD2	1:Q:193:PRO:O	2.03	0.58
1:R:252:ARG:HH22	3:R:509:GOL:H11	1.69	0.58
1:G:251:HIS:NE2	1:G:256:SER:OG	2.25	0.58
1:A:7:VAL:HG13	1:A:8:GLN:H	1.69	0.58
3:K:504:GOL:H32	5:K:980:HOH:O	2.03	0.58
1:L:168:GLU:OE2	5:L:616:HOH:O	2.17	0.58
1:P:115:VAL:HB	1:P:221:LEU:HD22	1.86	0.58
1:T:308:PRO:HD3	5:T:1042:HOH:O	2.03	0.58
1:B:56:LEU:HD21	1:D:89:ARG:HD2	1.86	0.58
1:I:119:ILE:O	5:I:612:HOH:O	2.17	0.58
1:J:235:GLY:H	3:J:505:GOL:H12	1.69	0.58
1:Q:101:ARG:O	5:Q:617:HOH:O	2.17	0.58
1:T:251:HIS:NE2	1:T:256:SER:OG	2.25	0.58
1:K:223:ARG:NH2	5:K:656:HOH:O	2.37	0.57
1:N:168:GLU:O	5:N:616:HOH:O	2.17	0.57
1:R:196:ILE:HG21	3:R:509:GOL:H11	1.85	0.57
1:O:275:ASP:OD2	5:O:618:HOH:O	2.18	0.57
1:E:349:ARG:HB2	1:E:366:LYS:HD3	1.84	0.57
1:J:255:ASP:OD2	5:J:623:HOH:O	2.17	0.57
1:K:166:ARG:O	1:K:193:PRO:HG2	2.04	0.57
1:B:89:ARG:HD2	1:D:56:LEU:HD21	1.86	0.57
1:B:168:GLU:N	5:B:652:HOH:O	2.35	0.57
1:F:237:ASP:O	5:F:617:HOH:O	2.17	0.57
1:H:269:ARG:NH1	5:H:655:HOH:O	2.37	0.57
1:L:314:HIS:CD2	1:L:319:ARG:CZ	2.88	0.57
1:B:7:VAL:N	5:B:660:HOH:O	2.38	0.57
1:C:216:PHE:N	5:C:631:HOH:O	2.28	0.57
1:F:106:GLN:HA	5:F:964:HOH:O	2.05	0.57
1:J:56:LEU:HD21	1:N:89:ARG:HD2	1.86	0.57
1:K:33:ARG:NH1	5:K:653:HOH:O	2.36	0.57
1:F:416:ILE:O	1:F:419:LEU:HB2	2.05	0.57
1:K:7:VAL:N	5:K:654:HOH:O	2.37	0.57

*Continued on next page...*

*Continued from previous page...*

Atom-1	Atom-2	Interatomic distance (Å)	Clash overlap (Å)
1:L:34:ARG:C	1:L:70:LYS:HZ3	2.08	0.57
1:R:23:ARG:HH11	1:R:25:SER:H	1.52	0.57
1:E:341:ARG:NH2	5:E:637:HOH:O	2.31	0.57
1:K:392:GLU:OE2	5:K:618:HOH:O	2.17	0.57
1:G:317:GLU:CD	1:G:317:GLU:H	2.08	0.57
1:K:236:LYS:NZ	5:K:657:HOH:O	2.37	0.57
1:N:362:LEU:HD21	5:N:603:HOH:O	2.03	0.57
1:N:374:SER:N	5:N:622:HOH:O	2.27	0.57
1:O:252:ARG:N	5:O:656:HOH:O	2.38	0.57
1:O:293:ILE:O	5:O:617:HOH:O	2.17	0.57
1:Z:175:MET:SD	1:Z:183:ILE:HD13	2.45	0.57
1:G:79:GLN:OE1	5:G:615:HOH:O	2.17	0.57
1:E:369:ARG:NH2	5:E:616:HOH:O	2.36	0.57
1:R:33:ARG:NH1	5:R:643:HOH:O	2.38	0.57
1:R:165:PRO:HB2	1:R:168:GLU:HG2	1.86	0.57
1:D:150:HIS:ND1	5:D:633:HOH:O	2.29	0.56
1:A:166:ARG:NH2	1:A:192:ASP:OD1	2.37	0.56
1:E:146:MET:HB2	5:E:782:HOH:O	2.04	0.56
1:F:105:THR:N	5:F:653:HOH:O	2.37	0.56
1:G:112:ALA:O	1:G:221:LEU:HD23	2.05	0.56
1:R:40:TYR:HB3	1:R:345:PHE:CE2	2.40	0.56
1:Z:417:ASP:OD2	5:Z:619:HOH:O	2.17	0.56
1:A:187:ILE:HD13	1:A:194:PRO:HG3	1.87	0.56
1:F:112:ALA:O	1:F:221:LEU:HD21	2.05	0.56
1:G:252:ARG:HA	5:G:669:HOH:O	2.04	0.56
1:I:176:HIS:HB3	1:I:185:ASP:HB3	1.87	0.56
1:J:80:ARG:NH2	5:J:631:HOH:O	2.22	0.56
1:J:266:PRO:HG2	5:J:1170:HOH:O	2.05	0.56
1:K:222:ARG:NE	5:K:662:HOH:O	2.39	0.56
1:K:232:ARG:HD2	5:K:628:HOH:O	2.06	0.56
1:Q:7:VAL:N	5:Q:658:HOH:O	2.38	0.56
1:Z:149:GLN:NE2	5:Z:664:HOH:O	2.39	0.56
1:Z:222:ARG:NH1	5:Z:646:HOH:O	2.30	0.56
1:E:317:GLU:CD	1:E:317:GLU:H	2.08	0.56
1:I:111:THR:HG21	3:I:506:GOL:H2	1.86	0.56
1:I:259:ARG:HD3	1:I:263:GLU:O	2.06	0.56
1:Q:296:LYS:NZ	5:Q:664:HOH:O	2.39	0.56
1:B:157:VAL:HG12	1:B:242:ILE:HG21	1.86	0.56
1:T:391:GLY:HA3	5:T:606:HOH:O	2.06	0.56
1:C:168:GLU:N	5:C:654:HOH:O	2.38	0.56
1:F:234:PHE:HA	1:F:238:ILE:HB	1.88	0.56

*Continued on next page...*

*Continued from previous page...*

Atom-1	Atom-2	Interatomic distance (Å)	Clash overlap (Å)
1:K:400:ARG:NH1	5:K:627:HOH:O	2.25	0.56
1:L:177:VAL:HG23	1:L:181:ASP:HA	1.85	0.56
1:O:7:VAL:N	5:O:655:HOH:O	2.38	0.56
1:O:376:VAL:HG12	1:O:409:CYS:HB2	1.86	0.56
3:Q:510:GOL:H32	1:R:304:ALA:O	2.05	0.56
1:T:217:LEU:HG	1:T:221:LEU:HD11	1.88	0.56
1:P:223:ARG:NH1	5:P:609:HOH:O	2.06	0.56
1:Z:235:GLY:H	3:Z:505:GOL:H31	1.70	0.56
1:T:178:ASN:N	5:T:661:HOH:O	2.38	0.56
1:H:19:LEU:HD13	1:H:111:THR:HB	1.88	0.56
1:I:180:LYS:NZ	5:I:657:HOH:O	2.38	0.56
1:N:200:GLU:CD	1:N:200:GLU:H	2.08	0.56
1:N:244:GLU:O	5:N:618:HOH:O	2.18	0.56
1:R:327:VAL:HB	1:R:343:LEU:HD12	1.88	0.56
1:E:188:GLU:HG3	1:E:189:LYS:HG3	1.88	0.56
1:K:111:THR:OG1	3:K:504:GOL:H31	2.06	0.56
1:L:30:LEU:HD13	1:L:410:LEU:HD11	1.88	0.56
1:L:207:MET:HE1	1:L:209:ILE:HD12	1.88	0.56
1:N:419:LEU:O	5:N:617:HOH:O	2.18	0.56
1:Q:115:VAL:O	5:Q:619:HOH:O	2.18	0.56
1:D:19:LEU:HD13	1:D:111:THR:HB	1.88	0.56
1:E:144:GLU:HB2	5:E:606:HOH:O	2.06	0.56
1:G:177:VAL:HG21	1:G:204:LEU:HD12	1.88	0.56
1:O:197:PRO:O	5:O:619:HOH:O	2.18	0.56
1:P:166:ARG:O	1:P:193:PRO:HG2	2.05	0.56
1:P:201:GLY:HA2	5:P:612:HOH:O	2.06	0.55
1:B:176:HIS:HA	5:B:671:HOH:O	2.04	0.55
1:K:44:LYS:HE2	5:K:859:HOH:O	2.07	0.55
1:F:118:ASN:HB2	5:F:754:HOH:O	2.05	0.55
1:F:193:PRO:HD2	5:F:742:HOH:O	2.07	0.55
1:G:212:PHE:CG	1:G:217:LEU:HD13	2.42	0.55
1:P:105:THR:O	5:P:619:HOH:O	2.18	0.55
1:Z:166:ARG:HD2	1:Z:201:GLY:H	1.71	0.55
1:T:107:TRP:N	5:T:665:HOH:O	2.39	0.55
1:G:189:LYS:HG3	5:G:749:HOH:O	2.06	0.55
1:K:294:TYR:HD1	3:K:505:GOL:H32	1.72	0.55
1:E:29:GLU:OE1	1:E:402:ARG:HD3	2.06	0.55
1:J:89:ARG:HD2	1:N:56:LEU:HD21	1.89	0.55
1:D:166:ARG:HD2	1:D:193:PRO:O	2.07	0.55
1:F:261:ASP:O	5:F:623:HOH:O	2.18	0.55
1:G:40:TYR:HB3	1:G:345:PHE:CE2	2.41	0.55

*Continued on next page...*

*Continued from previous page...*

Atom-1	Atom-2	Interatomic distance (Å)	Clash overlap (Å)
1:H:192:ASP:OD1	5:H:624:HOH:O	2.18	0.55
1:H:228:PRO:HD2	5:H:666:HOH:O	2.06	0.55
1:I:123:GLU:HG3	5:I:612:HOH:O	2.05	0.55
1:Q:236:LYS:NZ	5:Q:667:HOH:O	2.40	0.55
1:T:98:ALA:HB1	1:T:107:TRP:HA	1.89	0.55
1:K:115:VAL:HB	1:K:221:LEU:HD21	1.89	0.55
1:L:98:ALA:HB1	1:L:107:TRP:HA	1.87	0.55
1:O:116:TYR:HA	1:O:221:LEU:HD21	1.88	0.55
1:F:223:ARG:NE	5:F:612:HOH:O	2.09	0.55
1:H:331:ASP:O	1:H:349:ARG:NH2	2.35	0.55
1:K:144:GLU:HB2	5:K:609:HOH:O	2.07	0.55
3:Q:511:GOL:O3	5:Q:618:HOH:O	2.17	0.55
1:R:366:LYS:HD2	5:R:1000:HOH:O	2.07	0.55
1:Z:145:TYR:HB2	1:Z:256:SER:OG	2.07	0.55
1:B:97:PRO:HD2	1:B:101:ARG:HA	1.87	0.55
1:I:56:LEU:HD21	1:M:89:ARG:HD2	1.88	0.55
1:P:53:SER:HB2	5:P:611:HOH:O	2.06	0.55
1:Q:223:ARG:NH2	5:Q:638:HOH:O	2.29	0.55
1:L:80:ARG:NH1	5:L:648:HOH:O	2.36	0.55
1:D:140:LYS:NZ	5:D:663:HOH:O	2.40	0.54
1:N:212:PHE:CG	1:N:217:LEU:HD13	2.42	0.54
1:P:109:GLU:O	5:P:620:HOH:O	2.18	0.54
1:Q:188:GLU:OE1	5:Q:621:HOH:O	2.18	0.54
1:T:98:ALA:HA	1:T:108:TYR:CE2	2.42	0.54
1:T:122:ILE:HB	5:T:643:HOH:O	2.07	0.54
1:C:40:TYR:HB3	1:C:345:PHE:CE2	2.42	0.54
1:D:132:ILE:O	5:D:617:HOH:O	2.18	0.54
3:N:505:GOL:HO1	3:N:505:GOL:HO3	1.52	0.54
1:O:327:VAL:HB	1:O:343:LEU:HD12	1.89	0.54
1:Z:162:LEU:HB2	1:Z:205:ALA:HB3	1.89	0.54
1:D:234:PHE:HB2	3:D:507:GOL:H32	1.90	0.54
1:F:105:THR:O	1:F:106:GLN:HB3	2.06	0.54
1:K:70:LYS:NZ	5:K:664:HOH:O	2.39	0.54
1:L:217:LEU:N	5:L:614:HOH:O	2.39	0.54
1:P:196:ILE:HG21	3:P:506:GOL:H11	1.88	0.54
1:Z:223:ARG:HG3	5:Z:1042:HOH:O	2.07	0.54
1:T:166:ARG:O	1:T:193:PRO:HG2	2.07	0.54
1:A:235:GLY:N	3:A:505:GOL:H31	2.23	0.54
1:B:177:VAL:HG23	5:B:671:HOH:O	2.06	0.54
1:L:147:LEU:HB2	5:L:717:HOH:O	2.07	0.54
1:R:52:LEU:N	5:R:602:HOH:O	2.39	0.54

*Continued on next page...*

*Continued from previous page...*

Atom-1	Atom-2	Interatomic distance (Å)	Clash overlap (Å)
1:Z:62:ARG:NE	5:Z:667:HOH:O	2.41	0.54
1:A:339:LEU:HD22	1:A:356:LEU:HD12	1.90	0.54
1:E:79:GLN:NE2	1:E:101:ARG:NH2	2.55	0.54
1:H:402:ARG:HH22	3:H:503:GOL:H11	1.72	0.54
1:I:166:ARG:NH1	1:I:192:ASP:OD1	2.40	0.54
1:I:313:VAL:HG13	1:I:335:SER:HA	1.89	0.54
1:O:80:ARG:NH1	5:O:658:HOH:O	2.39	0.54
1:N:80:ARG:NE	5:N:624:HOH:O	2.39	0.54
1:N:236:LYS:NZ	5:N:620:HOH:O	2.19	0.54
1:R:23:ARG:NH1	1:R:25:SER:H	2.06	0.54
1:T:233:ASP:OD1	5:T:613:HOH:O	2.18	0.54
1:A:179:GLU:HG2	5:A:758:HOH:O	2.07	0.54
1:A:260:SER:HB3	1:A:263:GLU:HG3	1.89	0.54
1:F:223:ARG:NH2	5:F:651:HOH:O	2.40	0.54
1:H:401:PHE:HB2	5:H:835:HOH:O	2.07	0.54
5:I:694:HOH:O	1:M:7:VAL:HG13	2.08	0.54
1:L:177:VAL:CG2	1:L:181:ASP:HA	2.37	0.54
1:N:28:LYS:HG2	1:N:402:ARG:CZ	2.37	0.54
1:Q:327:VAL:HB	1:Q:343:LEU:HD12	1.89	0.54
1:B:163:GLU:OE1	5:B:622:HOH:O	2.18	0.54
1:C:400:ARG:NH2	1:C:421:LEU:HD12	2.21	0.54
1:E:315:ASP:OD2	5:E:618:HOH:O	2.18	0.54
1:I:298:TRP:HA	5:I:898:HOH:O	2.08	0.54
1:Q:264:HIS:O	5:Q:622:HOH:O	2.18	0.54
1:R:44:LYS:HE2	5:R:819:HOH:O	2.07	0.54
1:Z:101:ARG:N	5:Z:670:HOH:O	2.41	0.54
1:B:152:ASP:OD2	5:B:623:HOH:O	2.19	0.54
1:E:98:ALA:CB	5:E:622:HOH:O	2.55	0.54
1:G:313:VAL:HG21	1:H:287:VAL:HA	1.90	0.54
1:I:214:THR:O	1:I:218:MET:HG2	2.08	0.54
1:P:262:PHE:HB3	5:P:947:HOH:O	2.08	0.54
1:T:26:ARG:NH1	5:T:649:HOH:O	2.35	0.54
1:D:28:LYS:HG3	1:D:402:ARG:HD3	1.89	0.54
1:G:178:ASN:OD1	1:G:180:LYS:HG3	2.08	0.54
1:K:116:TYR:O	1:K:119:ILE:HG13	2.08	0.54
1:K:190:PRO:C	5:K:625:HOH:O	2.45	0.54
1:N:98:ALA:HB3	5:N:986:HOH:O	2.08	0.54
1:E:73:SER:HB3	5:E:795:HOH:O	2.08	0.53
1:M:44:LYS:HZ1	4:M:508:9X7:C3	2.20	0.53
1:O:287:VAL:HA	1:P:313:VAL:HG21	1.90	0.53
1:B:177:VAL:HG12	1:B:178:ASN:O	2.07	0.53

*Continued on next page...*

*Continued from previous page...*

Atom-1	Atom-2	Interatomic distance (Å)	Clash overlap (Å)
1:D:124:PRO:HD3	5:D:634:HOH:O	2.08	0.53
1:E:70:LYS:NZ	5:E:642:HOH:O	2.33	0.53
1:E:79:GLN:HE21	1:E:101:ARG:HH21	1.56	0.53
1:K:164:VAL:HG13	1:K:169:ALA:HB2	1.90	0.53
1:M:166:ARG:HD2	5:M:629:HOH:O	2.08	0.53
1:P:218:MET:O	1:P:222:ARG:HB2	2.09	0.53
1:P:222:ARG:HG3	5:P:1099:HOH:O	2.09	0.53
1:E:80:ARG:NE	5:E:669:HOH:O	2.41	0.53
1:G:151:VAL:N	5:G:602:HOH:O	2.01	0.53
5:H:707:HOH:O	1:Z:166:ARG:HD3	2.09	0.53
1:L:56:LEU:HD21	1:Z:89:ARG:HD2	1.91	0.53
5:Z:632:HOH:O	1:T:308:PRO:HB3	2.08	0.53
1:A:340:ASN:HB3	1:A:357:GLU:HG2	1.90	0.53
1:D:176:HIS:CD2	1:D:194:PRO:HB2	2.44	0.53
1:D:366:LYS:HD3	5:D:955:HOH:O	2.08	0.53
1:Q:232:ARG:NE	5:Q:612:HOH:O	2.41	0.53
1:I:124:PRO:HD3	5:I:631:HOH:O	2.09	0.53
3:J:506:GOL:H11	1:M:304:ALA:O	2.09	0.53
1:L:166:ARG:N	1:L:201:GLY:O	2.40	0.53
1:O:117:GLN:HG2	5:O:601:HOH:O	2.09	0.53
1:O:370:HIS:CD2	1:O:370:HIS:N	2.76	0.53
1:P:86:ARG:CZ	5:P:610:HOH:O	2.48	0.53
1:R:164:VAL:N	5:R:613:HOH:O	2.40	0.53
1:C:168:GLU:OE1	5:C:613:HOH:O	2.18	0.53
1:C:221:LEU:HG	5:C:863:HOH:O	2.08	0.53
1:H:155:ALA:O	5:H:625:HOH:O	2.19	0.53
1:J:166:ARG:HD2	1:J:193:PRO:O	2.08	0.53
1:L:200:GLU:HG3	1:L:201:GLY:H	1.73	0.53
1:M:146:MET:HB2	5:M:805:HOH:O	2.07	0.53
1:Q:180:LYS:HG3	1:Q:182:GLU:HG3	1.90	0.53
1:R:400:ARG:HE	1:R:421:LEU:C	2.12	0.53
1:T:7:VAL:N	5:T:678:HOH:O	2.42	0.53
1:J:123:GLU:HB3	5:J:1067:HOH:O	2.08	0.53
1:O:176:HIS:HB3	1:O:185:ASP:HB3	1.90	0.53
1:R:26:ARG:HA	1:R:28:LYS:HE3	1.91	0.53
1:E:177:VAL:CG2	1:E:181:ASP:HA	2.38	0.53
1:H:36:LYS:HD3	1:H:136:ASP:HB2	1.91	0.53
1:I:210:TYR:OH	3:I:506:GOL:O1	2.13	0.53
1:L:408:ILE:HG12	5:L:601:HOH:O	2.09	0.53
1:O:107:TRP:N	5:O:666:HOH:O	2.42	0.53
1:O:293:ILE:HB	5:O:617:HOH:O	2.09	0.53

*Continued on next page...*



*Continued from previous page...*

Atom-1	Atom-2	Interatomic distance (Å)	Clash overlap (Å)
1:Q:109:GLU:OE1	5:Q:624:HOH:O	2.19	0.53
1:R:107:TRP:N	5:R:656:HOH:O	2.42	0.53
1:R:355:ARG:NH2	5:R:653:HOH:O	2.41	0.53
1:C:115:VAL:HB	1:C:221:LEU:HD21	1.90	0.53
1:C:281:ASN:HB3	1:C:343:LEU:HD23	1.91	0.53
1:C:325:SER:O	1:C:341:ARG:HA	2.08	0.53
1:D:222:ARG:NH1	5:D:606:HOH:O	2.03	0.53
1:D:242:ILE:N	5:D:601:HOH:O	2.42	0.53
1:G:400:ARG:HB2	5:G:618:HOH:O	2.07	0.53
1:G:405:GLU:HG2	5:G:728:HOH:O	2.08	0.53
1:M:98:ALA:HB1	1:M:107:TRP:HA	1.90	0.53
1:M:231:SER:OG	1:M:237:ASP:OD2	2.22	0.53
1:M:327:VAL:HB	1:M:343:LEU:HD12	1.89	0.53
1:N:260:SER:N	5:N:645:HOH:O	2.41	0.53
1:O:251:HIS:HB2	5:O:625:HOH:O	2.09	0.53
1:P:373:LEU:HD12	1:P:378:ILE:HD11	1.90	0.53
1:B:166:ARG:NH1	5:B:666:HOH:O	2.42	0.52
1:F:98:ALA:HB1	1:F:107:TRP:HA	1.91	0.52
1:G:101:ARG:O	5:G:616:HOH:O	2.18	0.52
1:I:223:ARG:CZ	1:I:223:ARG:HB3	2.39	0.52
5:L:654:HOH:O	1:T:80:ARG:NH2	2.42	0.52
3:N:505:GOL:O3	5:N:610:HOH:O	2.13	0.52
1:Z:296:LYS:HE3	5:Z:1035:HOH:O	2.09	0.52
1:C:68:GLN:HE22	1:C:108:TYR:N	2.02	0.52
1:H:228:PRO:N	5:H:666:HOH:O	2.42	0.52
1:K:56:LEU:HD21	1:T:89:ARG:HD2	1.91	0.52
1:L:406:SER:OG	5:L:601:HOH:O	2.19	0.52
1:N:392:GLU:HG3	5:N:1024:HOH:O	2.09	0.52
1:Z:13:ASP:OD2	5:Z:622:HOH:O	2.19	0.52
1:G:412[A]:THR:HG21	5:G:1042:HOH:O	2.10	0.52
1:H:124:PRO:HG2	5:H:866:HOH:O	2.09	0.52
1:J:294:TYR:HD1	3:J:507:GOL:H12	1.74	0.52
1:K:40:TYR:OH	2:K:502:SO4:O2	2.25	0.52
1:Q:95:ILE:HB	1:Q:101:ARG:NH2	2.24	0.52
2:Q:508:SO4:O3	5:Q:602:HOH:O	2.18	0.52
1:K:72:HIS:ND1	1:Z:101:ARG:HG3	2.25	0.52
1:Q:116:TYR:HD1	1:Q:221:LEU:HD23	1.75	0.52
1:D:116:TYR:HA	5:D:912:HOH:O	2.09	0.52
1:G:397:ASP:O	5:G:618:HOH:O	2.19	0.52
1:I:122:ILE:HB	5:I:612:HOH:O	2.09	0.52
1:J:223:ARG:O	5:J:624:HOH:O	2.18	0.52

*Continued on next page...*

*Continued from previous page...*

Atom-1	Atom-2	Interatomic distance (Å)	Clash overlap (Å)
1:N:179:GLU:HG3	1:N:180:LYS:HG3	1.91	0.52
1:O:218:MET:O	1:O:222:ARG:HG3	2.09	0.52
1:P:40:TYR:HB3	1:P:345:PHE:CE2	2.45	0.52
1:Z:317:GLU:CD	1:Z:317:GLU:H	2.13	0.52
1:T:146:MET:HB2	5:T:637:HOH:O	2.07	0.52
1:B:199:ASN:HB2	5:B:1035:HOH:O	2.09	0.52
1:L:339:LEU:HD22	1:L:356:LEU:HD12	1.91	0.52
1:Q:182:GLU:O	5:Q:620:HOH:O	2.18	0.52
1:Q:232:ARG:HD3	5:Q:715:HOH:O	2.09	0.52
1:B:128:GLU:HG2	5:B:960:HOH:O	2.09	0.52
1:K:19:LEU:HD13	1:K:111:THR:HB	1.91	0.52
1:O:283:ASP:HB3	5:O:771:HOH:O	2.09	0.52
1:T:355:ARG:NE	5:T:653:HOH:O	2.36	0.52
1:B:145:TYR:HB2	1:B:256:SER:OG	2.09	0.52
1:C:44:LYS:HD2	5:D:1060:HOH:O	2.08	0.52
1:D:201:GLY:HA2	5:D:631:HOH:O	2.09	0.52
1:H:111:THR:OG1	5:H:622:HOH:O	2.19	0.52
1:K:306:ILE:HG12	1:L:304:ALA:HB3	1.92	0.52
1:B:75:ILE:HG22	1:B:79:GLN:HE21	1.75	0.52
1:E:287:VAL:HG22	1:F:313:VAL:HG13	1.90	0.52
1:H:7:VAL:N	5:H:669:HOH:O	2.42	0.52
1:H:151:VAL:HG22	5:H:604:HOH:O	2.09	0.52
1:I:177:VAL:HG13	1:I:178:ASN:O	2.10	0.52
1:J:283:ASP:HB3	5:J:823:HOH:O	2.08	0.52
1:R:221:LEU:HD13	1:R:222:ARG:N	2.25	0.52
1:C:244:GLU:HB2	5:C:753:HOH:O	2.09	0.52
1:E:180:LYS:NZ	5:E:673:HOH:O	2.43	0.52
1:L:215:LYS:HG3	1:L:216:PHE:H	1.75	0.52
1:L:369:ARG:NH2	2:L:501:SO4:O3	2.36	0.52
1:M:259:ARG:NH1	5:M:657:HOH:O	2.43	0.52
1:N:189:LYS:NZ	5:N:671:HOH:O	2.43	0.52
1:P:99:SER:N	1:P:102:VAL:O	2.37	0.52
1:P:313:VAL:HG12	1:P:335:SER:HA	1.92	0.52
1:B:80:ARG:NH2	5:B:664:HOH:O	2.42	0.51
1:B:177:VAL:HB	1:B:197:PRO:HD2	1.92	0.51
1:B:418:LYS:NZ	5:B:667:HOH:O	2.43	0.51
1:K:110:GLY:HA2	5:K:924:HOH:O	2.09	0.51
1:L:141:MET:SD	5:L:1125:HOH:O	2.59	0.51
1:L:179:GLU:CD	1:L:179:GLU:H	2.14	0.51
1:R:275:ASP:OD1	1:R:406:SER:OG	2.28	0.51
1:T:219:GLU:HA	1:T:222:ARG:CG	2.40	0.51

*Continued on next page...*

*Continued from previous page...*

Atom-1	Atom-2	Interatomic distance (Å)	Clash overlap (Å)
1:C:146:MET:HB2	5:C:841:HOH:O	2.09	0.51
1:C:200:GLU:OE2	5:C:614:HOH:O	2.19	0.51
1:E:106:GLN:HA	5:E:964:HOH:O	2.10	0.51
1:G:355:ARG:NH2	5:G:651:HOH:O	2.34	0.51
1:I:80:ARG:NE	5:I:639:HOH:O	2.37	0.51
1:I:251:HIS:HA	5:I:672:HOH:O	2.10	0.51
1:M:202:PHE:HB2	5:M:737:HOH:O	2.09	0.51
1:P:115:VAL:HB	1:P:221:LEU:CD2	2.40	0.51
1:F:200:GLU:HB3	5:F:690:HOH:O	2.09	0.51
1:H:134:ALA:N	5:H:616:HOH:O	2.12	0.51
1:I:216:PHE:N	5:I:653:HOH:O	2.35	0.51
1:M:9:PRO:HG2	1:M:12:ARG:HG3	1.93	0.51
1:Q:80:ARG:NH1	5:Q:673:HOH:O	2.42	0.51
1:Z:28:LYS:HB3	1:Z:29:GLU:OE1	2.09	0.51
1:Z:189:LYS:NZ	5:Z:645:HOH:O	2.30	0.51
1:A:375:ASN:HB3	1:A:408:ILE:HD13	1.93	0.51
1:D:213:HIS:HE1	5:D:1017:HOH:O	1.94	0.51
1:J:238:ILE:O	1:J:242:ILE:HG12	2.11	0.51
1:J:297:SER:HB2	5:J:748:HOH:O	2.11	0.51
1:K:166:ARG:HH22	1:K:200:GLU:HG2	1.75	0.51
1:Q:313:VAL:HG21	1:R:287:VAL:HA	1.92	0.51
1:R:412[A]:THR:HG22	1:R:414:SER:H	1.75	0.51
1:Z:29:GLU:OE1	1:Z:402:ARG:HD3	2.10	0.51
1:B:223:ARG:NH1	5:B:634:HOH:O	2.23	0.51
1:E:26:ARG:NH1	5:E:613:HOH:O	2.15	0.51
1:E:117:GLN:HG3	5:E:685:HOH:O	2.10	0.51
1:F:339:LEU:HD22	1:F:356:LEU:HD12	1.93	0.51
1:I:97:PRO:HD2	5:I:719:HOH:O	2.10	0.51
1:Z:27:LEU:HD22	1:Z:30:LEU:HD23	1.92	0.51
1:E:288:VAL:HG13	5:E:1096:HOH:O	2.11	0.51
1:G:176:HIS:CE1	1:G:184:ILE:HD11	2.45	0.51
1:G:252:ARG:NE	5:G:664:HOH:O	2.44	0.51
1:N:188:GLU:HG3	1:N:189:LYS:HG3	1.92	0.51
1:P:288:VAL:HG13	5:P:947:HOH:O	2.11	0.51
1:B:128:GLU:OE2	5:B:625:HOH:O	2.19	0.51
1:B:219:GLU:OE1	5:B:621:HOH:O	2.18	0.51
1:M:353:TYR:HB2	5:M:606:HOH:O	2.10	0.51
1:P:7:VAL:N	5:P:671:HOH:O	2.44	0.51
1:F:244:GLU:HB3	1:F:245:HIS:CD2	2.46	0.51
1:H:150:HIS:N	5:H:604:HOH:O	2.44	0.51
1:N:318:ASP:OD2	5:N:619:HOH:O	2.18	0.51

*Continued on next page...*

*Continued from previous page...*

Atom-1	Atom-2	Interatomic distance (Å)	Clash overlap (Å)
1:C:109:GLU:OE1	5:C:615:HOH:O	2.19	0.51
1:D:75:ILE:CG2	1:D:79:GLN:HE21	2.24	0.51
1:H:166:ARG:HD3	1:H:201:GLY:H	1.76	0.51
1:L:209:ILE:HG21	5:L:1125:HOH:O	2.10	0.51
1:O:287:VAL:HG22	1:P:313:VAL:HG22	1.93	0.51
1:Q:187:ILE:HG22	5:Q:631:HOH:O	2.11	0.51
1:Q:370:HIS:HE1	5:Q:1042:HOH:O	1.93	0.51
3:R:509:GOL:O3	5:R:610:HOH:O	2.10	0.51
1:F:192:ASP:O	5:F:625:HOH:O	2.19	0.51
1:I:116:TYR:HA	1:I:119:ILE:HD12	1.93	0.51
1:P:174:VAL:HA	5:P:607:HOH:O	2.10	0.51
1:Q:72:HIS:NE2	5:Q:635:HOH:O	2.27	0.51
1:Q:287:VAL:HA	1:R:313:VAL:HG21	1.93	0.51
1:T:13:ASP:HB3	1:T:128:GLU:HB2	1.93	0.51
1:T:40:TYR:HB3	1:T:345:PHE:CE2	2.46	0.51
1:T:119:ILE:HG21	1:T:222:ARG:HH21	1.75	0.51
1:E:233:ASP:OD1	5:E:619:HOH:O	2.19	0.50
1:M:339:LEU:HD22	1:M:356:LEU:HB2	1.93	0.50
1:Q:319:ARG:HH12	3:Q:509:GOL:H31	1.76	0.50
1:R:7:VAL:HB	5:R:770:HOH:O	2.11	0.50
1:C:156:ASP:HB3	1:C:216:PHE:CZ	2.46	0.50
1:F:23:ARG:HA	5:F:614:HOH:O	2.10	0.50
1:H:155:ALA:HA	1:H:247:LYS:HD3	1.93	0.50
1:H:185:ASP:HA	1:H:243:VAL:HG11	1.92	0.50
1:I:145:TYR:CE1	1:M:7:VAL:HG11	2.46	0.50
1:J:355:ARG:NH1	5:J:668:HOH:O	2.43	0.50
1:C:252:ARG:HD3	5:C:646:HOH:O	2.12	0.50
1:H:228:PRO:CD	5:H:666:HOH:O	2.60	0.50
1:P:99:SER:H	1:P:102:VAL:C	2.14	0.50
1:P:319:ARG:NH1	1:P:352:SER:OG	2.38	0.50
1:Q:214:THR:O	1:Q:218:MET:HG2	2.12	0.50
1:Z:40:TYR:HB3	1:Z:345:PHE:CE2	2.46	0.50
1:Z:224:ASP:HB3	1:Z:232:ARG:HH21	1.74	0.50
1:T:112:ALA:HB1	1:T:221:LEU:HD23	1.93	0.50
1:T:140:LYS:NZ	5:T:664:HOH:O	2.39	0.50
1:B:75:ILE:HG23	1:B:95:ILE:HG21	1.92	0.50
1:D:177:VAL:HG13	1:D:178:ASN:O	2.10	0.50
1:G:161:CYS:HB2	5:G:669:HOH:O	2.12	0.50
1:G:204:LEU:HD11	5:G:664:HOH:O	2.11	0.50
1:H:239:ILE:O	1:H:243:VAL:HG23	2.11	0.50
1:I:287:VAL:HB	3:I:505:GOL:H32	1.93	0.50

*Continued on next page...*

*Continued from previous page...*

Atom-1	Atom-2	Interatomic distance (Å)	Clash overlap (Å)
1:K:113:ASP:HA	1:K:116:TYR:HB3	1.93	0.50
1:K:159:ILE:HG12	5:K:700:HOH:O	2.10	0.50
1:Q:188:GLU:HB2	5:Q:621:HOH:O	2.12	0.50
1:Q:307:THR:HB	1:Q:331:ASP:HB2	1.93	0.50
1:B:101:ARG:HG3	1:C:72:HIS:CD2	2.46	0.50
1:G:341:ARG:NH2	5:G:666:HOH:O	2.45	0.50
1:M:273:THR:O	5:M:616:HOH:O	2.19	0.50
1:N:251:HIS:CE1	1:N:256:SER:HG	2.28	0.50
1:O:7:VAL:N	5:O:678:HOH:O	2.45	0.50
1:Z:134:ALA:O	5:Z:623:HOH:O	2.19	0.50
1:T:219:GLU:HG2	1:T:222:ARG:HD2	1.94	0.50
1:B:40:TYR:HB3	1:B:345:PHE:CE2	2.47	0.50
1:B:376:VAL:HG12	1:B:409:CYS:HB2	1.94	0.50
1:K:164:VAL:HG22	5:K:601:HOH:O	2.11	0.50
1:M:21:GLY:H	3:M:506:GOL:H11	1.75	0.50
1:P:146:MET:HG2	1:P:211:VAL:HG21	1.93	0.50
1:R:106:GLN:O	5:R:621:HOH:O	2.19	0.50
1:Z:112:ALA:O	1:Z:221:LEU:HD11	2.12	0.50
1:Z:150:HIS:N	5:Z:606:HOH:O	2.44	0.50
1:B:101:ARG:HB2	1:C:72:HIS:HA	1.93	0.50
1:G:134:ALA:O	5:G:619:HOH:O	2.20	0.50
1:J:184:ILE:HG23	5:J:610:HOH:O	2.12	0.50
1:K:323:ALA:HA	1:K:339:LEU:HB2	1.92	0.50
1:L:40:TYR:HB3	1:L:345:PHE:CE2	2.46	0.50
1:O:76:ARG:NH2	5:O:673:HOH:O	2.44	0.50
1:T:236:LYS:HD2	1:T:236:LYS:O	2.12	0.50
1:G:187:ILE:HD13	1:G:194:PRO:HG3	1.94	0.50
1:L:116:TYR:CA	1:L:221:LEU:HD21	2.41	0.50
1:P:166:ARG:NH2	5:P:674:HOH:O	2.45	0.50
1:Q:412[A]:THR:HG21	5:Q:697:HOH:O	2.12	0.50
1:Z:13:ASP:HB3	1:Z:128:GLU:HB2	1.94	0.50
1:A:259:ARG:HH21	1:A:266:PRO:HB3	1.77	0.50
1:F:29:GLU:OE1	1:F:402:ARG:HD3	2.12	0.50
1:F:260:SER:HB3	1:F:263:GLU:HG3	1.94	0.50
1:F:420:ASP:O	5:F:626:HOH:O	2.20	0.50
1:J:179:GLU:H	1:J:179:GLU:CD	2.15	0.50
1:K:185:ASP:HA	1:K:243:VAL:HG11	1.93	0.50
1:L:313:VAL:O	1:L:314:HIS:HB2	2.12	0.50
1:T:123:GLU:HG3	5:T:643:HOH:O	2.11	0.50
1:I:100:GLN:HA	5:I:719:HOH:O	2.12	0.49
1:K:415:MET:HA	1:K:418:LYS:HE2	1.93	0.49

*Continued on next page...*

*Continued from previous page...*

Atom-1	Atom-2	Interatomic distance (Å)	Clash overlap (Å)
1:L:10:LEU:HB2	5:L:717:HOH:O	2.12	0.49
1:L:233:ASP:OD2	3:L:505:GOL:O1	2.26	0.49
1:L:241:TYR:CE1	1:L:245:HIS:HD2	2.29	0.49
1:M:296:LYS:NZ	5:M:664:HOH:O	2.45	0.49
1:Z:166:ARG:NH1	1:Z:200:GLU:OE1	2.44	0.49
1:C:115:VAL:HB	1:C:221:LEU:CD2	2.42	0.49
1:D:156:ASP:HB3	1:D:216:PHE:CZ	2.47	0.49
1:H:33:ARG:NH2	5:H:673:HOH:O	2.45	0.49
1:Q:339:LEU:HD22	1:Q:356:LEU:HD12	1.93	0.49
1:R:180:LYS:NZ	5:R:663:HOH:O	2.45	0.49
1:R:201:GLY:N	5:R:604:HOH:O	2.01	0.49
1:Z:355:ARG:NH1	5:Z:676:HOH:O	2.43	0.49
1:B:201:GLY:N	5:B:605:HOH:O	1.90	0.49
1:J:418:LYS:NZ	5:J:647:HOH:O	2.31	0.49
1:M:166:ARG:O	1:M:193:PRO:HG2	2.12	0.49
1:N:257:CYS:HB3	5:N:785:HOH:O	2.11	0.49
1:N:355:ARG:NH2	5:N:675:HOH:O	2.44	0.49
1:P:247:LYS:HG3	5:P:658:HOH:O	2.11	0.49
1:Z:116:TYR:CA	1:Z:221:LEU:HD21	2.41	0.49
1:E:256:SER:HB2	5:E:641:HOH:O	2.11	0.49
1:F:293:ILE:HG12	5:F:804:HOH:O	2.11	0.49
1:O:196:ILE:HD13	1:O:252:ARG:HH21	1.76	0.49
1:Z:146:MET:HG3	1:Z:251:HIS:CD2	2.46	0.49
1:A:56:LEU:HD21	1:C:89:ARG:HD2	1.94	0.49
1:A:353:TYR:CD1	1:G:192:ASP:HB2	2.47	0.49
1:F:21:GLY:O	5:F:627:HOH:O	2.20	0.49
1:H:150:HIS:HB2	5:H:628:HOH:O	2.12	0.49
1:J:86:ARG:NH2	3:J:506:GOL:O3	2.46	0.49
1:K:323:ALA:HB2	1:K:339:LEU:HD12	1.95	0.49
1:P:97:PRO:HD2	1:P:101:ARG:HG3	1.93	0.49
1:P:300:ILE:HD12	5:P:611:HOH:O	2.12	0.49
1:R:80:ARG:NH1	5:R:666:HOH:O	2.46	0.49
1:T:356:LEU:HD21	1:T:373:LEU:HD12	1.95	0.49
1:A:13:ASP:OD2	5:A:624:HOH:O	2.20	0.49
1:E:325:SER:O	1:E:341:ARG:HA	2.12	0.49
1:Z:95:ILE:HB	1:Z:101:ARG:NH1	2.26	0.49
1:T:120:ASP:HB3	5:T:1017:HOH:O	2.13	0.49
1:E:363:PRO:O	1:E:380:HIS:HD2	1.96	0.49
1:I:119:ILE:HG12	1:I:218:MET:SD	2.52	0.49
1:J:215:LYS:O	1:J:219:GLU:HG2	2.13	0.49
1:K:80:ARG:NH2	5:K:672:HOH:O	2.45	0.49

*Continued on next page...*

*Continued from previous page...*

Atom-1	Atom-2	Interatomic distance (Å)	Clash overlap (Å)
1:P:80:ARG:NH2	5:P:672:HOH:O	2.44	0.49
1:R:287:VAL:HA	5:R:811:HOH:O	2.12	0.49
1:Z:105:THR:N	5:Z:685:HOH:O	2.46	0.49
1:Z:210:TYR:OH	3:Z:505:GOL:O2	2.26	0.49
1:T:259:ARG:HD2	5:T:638:HOH:O	2.13	0.49
1:T:363:PRO:HB2	1:T:380:HIS:CD2	2.48	0.49
1:G:166:ARG:N	1:G:201:GLY:O	2.43	0.49
1:Z:157:VAL:HG12	5:Z:635:HOH:O	2.12	0.49
1:Z:402:ARG:HB3	1:Z:410:LEU:HB3	1.93	0.49
1:C:287:VAL:HA	1:D:313:VAL:HG21	1.95	0.49
1:F:35:ALA:HA	5:F:614:HOH:O	2.13	0.49
1:G:182:GLU:OE1	1:G:247:LYS:HE3	2.13	0.49
1:I:76:ARG:HE	1:I:80:ARG:NH2	2.10	0.49
1:I:166:ARG:HD2	1:I:193:PRO:O	2.13	0.49
1:N:80:ARG:CZ	5:N:624:HOH:O	2.59	0.49
1:A:111:THR:OG1	3:A:505:GOL:H32	2.13	0.49
1:I:213:HIS:ND1	5:I:617:HOH:O	2.21	0.49
1:C:33:ARG:NH1	5:C:623:HOH:O	2.25	0.48
1:G:176:HIS:ND1	1:G:184:ILE:HD11	2.28	0.48
1:L:244:GLU:HG3	1:L:245:HIS:ND1	2.28	0.48
1:F:176:HIS:CD2	1:F:194:PRO:HB2	2.48	0.48
1:F:366:LYS:HE3	5:F:741:HOH:O	2.12	0.48
1:K:405:GLU:H	1:K:405:GLU:CD	2.14	0.48
1:P:26:ARG:NH1	5:P:679:HOH:O	2.46	0.48
1:E:296:LYS:HD3	5:E:803:HOH:O	2.14	0.48
1:H:260:SER:HB3	1:H:263:GLU:HG3	1.95	0.48
1:J:218:MET:O	1:J:222:ARG:HG3	2.13	0.48
1:K:40:TYR:HB3	1:K:345:PHE:CE2	2.48	0.48
1:D:259:ARG:HD2	5:D:742:HOH:O	2.13	0.48
1:E:105:THR:O	5:E:621:HOH:O	2.20	0.48
1:N:71:ALA:O	1:N:75:ILE:HG12	2.12	0.48
1:O:176:HIS:ND1	5:O:608:HOH:O	2.07	0.48
1:O:233:ASP:HB3	5:O:638:HOH:O	2.13	0.48
1:Z:287:VAL:HA	1:T:313:VAL:HG21	1.95	0.48
1:B:323:ALA:HA	1:B:339:LEU:HB2	1.95	0.48
1:H:233:ASP:HB3	5:H:627:HOH:O	2.13	0.48
1:A:185:ASP:OD1	5:A:625:HOH:O	2.20	0.48
1:G:151:VAL:HG22	5:G:602:HOH:O	2.13	0.48
1:I:165:PRO:HD2	1:I:168:GLU:OE1	2.13	0.48
1:J:420:ASP:HA	5:J:646:HOH:O	2.13	0.48
1:L:48:ILE:HD13	1:L:78:LEU:HD21	1.94	0.48

*Continued on next page...*

*Continued from previous page...*

Atom-1	Atom-2	Interatomic distance (Å)	Clash overlap (Å)
1:O:86:ARG:NH2	5:O:649:HOH:O	2.47	0.48
1:Q:119:ILE:HD11	1:Q:221:LEU:HD21	1.94	0.48
1:Z:187:ILE:HD12	5:Z:603:HOH:O	2.13	0.48
1:Z:400:ARG:HH21	1:Z:421:LEU:HA	1.77	0.48
1:G:76:ARG:NH2	5:G:667:HOH:O	2.45	0.48
1:G:289:PRO:O	5:G:620:HOH:O	2.20	0.48
1:G:405:GLU:CD	1:G:405:GLU:H	2.16	0.48
1:L:23:ARG:HG3	5:L:920:HOH:O	2.13	0.48
1:Z:238:ILE:O	1:Z:242:ILE:HG13	2.14	0.48
1:G:115:VAL:HB	1:G:221:LEU:CD2	2.43	0.48
1:J:19:LEU:HD13	1:J:111:THR:HB	1.96	0.48
1:M:287:VAL:HA	1:N:313:VAL:HG21	1.95	0.48
1:F:80:ARG:NH1	5:F:663:HOH:O	2.44	0.48
1:H:320:ARG:NH1	5:H:610:HOH:O	2.08	0.48
1:K:166:ARG:HG2	1:K:193:PRO:HD2	1.95	0.48
1:L:233:ASP:HB3	5:L:673:HOH:O	2.12	0.48
1:O:69:TYR:OH	5:O:615:HOH:O	2.14	0.48
1:I:48:ILE:HD13	1:I:74:LEU:HD11	1.96	0.48
1:I:215:LYS:O	1:I:219:GLU:HG3	2.14	0.48
1:L:26:ARG:HD2	5:L:1056:HOH:O	2.13	0.48
1:A:188:GLU:HG3	1:A:189:LYS:HG3	1.95	0.47
1:G:212:PHE:CD1	1:G:217:LEU:HD13	2.48	0.47
1:P:233:ASP:OD2	1:P:236:LYS:HE2	2.14	0.47
1:Q:146:MET:HG3	1:Q:251:HIS:CD2	2.48	0.47
1:H:149:GLN:NE2	5:H:675:HOH:O	2.46	0.47
1:N:212:PHE:CD1	1:N:217:LEU:HD13	2.49	0.47
1:N:355:ARG:NH2	5:N:669:HOH:O	2.42	0.47
1:O:389:ILE:HG22	5:O:650:HOH:O	2.13	0.47
1:A:146:MET:HB2	5:A:809:HOH:O	2.13	0.47
1:J:158:THR:HA	5:J:606:HOH:O	2.13	0.47
1:K:28:LYS:HB3	5:K:787:HOH:O	2.14	0.47
1:L:89:ARG:HD2	1:Z:56:LEU:HD21	1.96	0.47
1:L:207:MET:CE	1:L:209:ILE:HD12	2.44	0.47
1:L:314:HIS:HD2	1:L:319:ARG:CZ	2.26	0.47
1:M:369:ARG:NH1	5:M:667:HOH:O	2.47	0.47
1:Q:109:GLU:HB3	1:Q:232:ARG:HG3	1.95	0.47
1:R:199:ASN:HB3	3:R:509:GOL:H12	1.97	0.47
3:R:509:GOL:O2	5:R:623:HOH:O	2.20	0.47
1:A:259:ARG:NH1	5:A:676:HOH:O	2.48	0.47
1:I:112:ALA:O	1:I:221:LEU:HD23	2.14	0.47
1:L:223:ARG:HD2	5:L:904:HOH:O	2.14	0.47

*Continued on next page...*



*Continued from previous page...*

Atom-1	Atom-2	Interatomic distance (Å)	Clash overlap (Å)
1:L:416:ILE:O	1:L:419:LEU:HB2	2.13	0.47
1:Q:275:ASP:OD2	5:Q:626:HOH:O	2.20	0.47
1:Z:10:LEU:HD22	5:Z:641:HOH:O	2.14	0.47
1:T:217:LEU:O	1:T:221:LEU:HD12	2.14	0.47
1:C:116:TYR:HB2	1:C:221:LEU:HD23	1.97	0.47
1:C:306:ILE:HG12	1:D:304:ALA:HB3	1.95	0.47
1:K:161:CYS:O	5:K:620:HOH:O	2.20	0.47
1:K:178:ASN:ND2	1:K:182:GLU:HB2	2.29	0.47
1:Q:259:ARG:NH1	5:Q:622:HOH:O	2.47	0.47
1:R:23:ARG:HD2	1:R:25:SER:OG	2.13	0.47
1:R:49:ASP:C	5:R:602:HOH:O	2.46	0.47
1:A:40:TYR:HB3	1:A:345:PHE:CE2	2.49	0.47
1:C:165:PRO:HD2	1:C:168:GLU:OE1	2.15	0.47
1:G:80:ARG:NE	5:G:676:HOH:O	2.47	0.47
1:G:236:LYS:O	1:G:240:PRO:HG2	2.14	0.47
1:I:121:ILE:HD12	5:I:621:HOH:O	2.15	0.47
1:I:339:LEU:HD22	1:I:356:LEU:HD12	1.97	0.47
1:L:244:GLU:CD	5:L:628:HOH:O	2.52	0.47
1:L:313:VAL:HG13	1:L:314:HIS:ND1	2.30	0.47
1:M:241:TYR:HE2	5:M:1074:HOH:O	1.98	0.47
1:N:115:VAL:HB	1:N:221:LEU:CD2	2.45	0.47
1:A:115:VAL:HB	1:A:221:LEU:HD22	1.95	0.47
1:B:177:VAL:HG13	5:B:881:HOH:O	2.15	0.47
1:C:177:VAL:HG13	1:C:178:ASN:O	2.15	0.47
1:C:373:LEU:HD12	1:C:378:ILE:HD11	1.96	0.47
1:D:165:PRO:HA	1:D:201:GLY:O	2.15	0.47
1:E:26:ARG:HA	1:E:28:LYS:HE3	1.97	0.47
1:E:106:GLN:NE2	5:E:685:HOH:O	2.46	0.47
1:G:340:ASN:O	1:G:357:GLU:HA	2.15	0.47
1:H:146:MET:HB2	5:H:662:HOH:O	2.15	0.47
1:H:219:GLU:OE1	1:H:222:ARG:NH1	2.43	0.47
1:I:275:ASP:HB3	5:I:1039:HOH:O	2.15	0.47
1:J:98:ALA:HB1	1:J:107:TRP:HA	1.96	0.47
1:J:168:GLU:HG3	5:J:1064:HOH:O	2.14	0.47
1:K:325:SER:O	1:K:341:ARG:HA	2.14	0.47
1:L:177:VAL:HG22	1:L:178:ASN:O	2.15	0.47
1:L:187:ILE:HD12	5:L:640:HOH:O	2.15	0.47
1:N:40:TYR:HB3	1:N:345:PHE:CE2	2.50	0.47
1:P:212:PHE:CD1	1:P:217:LEU:HD13	2.49	0.47
1:R:325:SER:O	1:R:341:ARG:HA	2.15	0.47
1:B:166:ARG:HD3	5:B:605:HOH:O	2.14	0.47

*Continued on next page...*

*Continued from previous page...*

Atom-1	Atom-2	Interatomic distance (Å)	Clash overlap (Å)
1:G:323:ALA:HB1	1:G:326:SER:HB2	1.97	0.47
1:L:220:ALA:HA	1:L:223:ARG:NH2	2.30	0.47
1:A:214:THR:O	1:A:218:MET:HG2	2.15	0.47
1:B:68:GLN:HA	5:B:632:HOH:O	2.14	0.47
1:B:75:ILE:HG22	1:B:79:GLN:NE2	2.30	0.47
1:B:346[B]:THR:HG23	5:B:877:HOH:O	2.15	0.47
1:E:197:PRO:HA	5:E:639:HOH:O	2.14	0.47
1:F:331:ASP:O	1:F:347:GLY:HA2	2.15	0.47
1:I:28:LYS:HE2	1:I:402:ARG:NH2	2.30	0.47
1:J:68:GLN:HE22	1:J:108:TYR:HB2	1.79	0.47
1:K:89:ARG:HD2	1:T:56:LEU:HD21	1.96	0.47
1:L:172:PHE:CB	1:L:205:ALA:HB1	2.45	0.47
1:L:314:HIS:HD2	1:L:319:ARG:NE	2.13	0.47
1:T:264:HIS:CD2	5:T:636:HOH:O	2.68	0.47
1:D:260:SER:HB3	1:D:263:GLU:HG3	1.96	0.47
1:E:259:ARG:HD3	1:E:265:GLU:C	2.35	0.47
1:G:207:MET:HE1	1:G:209:ILE:HD12	1.95	0.47
1:H:69:TYR:HB2	5:H:653:HOH:O	2.14	0.47
1:K:320:ARG:CZ	5:K:641:HOH:O	2.62	0.47
1:L:207:MET:HB2	1:L:207:MET:HE3	1.85	0.47
1:O:33:ARG:HA	1:O:70:LYS:HE3	1.95	0.47
1:T:223:ARG:NH1	5:T:692:HOH:O	2.47	0.47
1:C:402:ARG:HB3	1:C:410:LEU:HB3	1.97	0.46
1:E:100:GLN:N	5:E:674:HOH:O	2.43	0.46
1:G:233:ASP:HB3	3:G:505:GOL:O3	2.14	0.46
1:Q:287:VAL:HG22	1:R:313:VAL:HG22	1.96	0.46
1:D:249:VAL:HB	5:D:625:HOH:O	2.15	0.46
1:E:233:ASP:O	1:E:237:ASP:HB2	2.15	0.46
1:H:40:TYR:HB3	1:H:345:PHE:CE2	2.50	0.46
1:I:304:ALA:HB3	1:J:306:ILE:HG12	1.97	0.46
1:K:249:VAL:HG23	5:K:779:HOH:O	2.15	0.46
1:Z:183:ILE:HD11	5:Z:835:HOH:O	2.15	0.46
1:A:259:ARG:NH2	5:A:676:HOH:O	2.47	0.46
1:D:30:LEU:O	1:D:34:ARG:NH1	2.47	0.46
1:H:376:VAL:HG12	1:H:409:CYS:HB2	1.95	0.46
1:J:56:LEU:HD12	5:J:832:HOH:O	2.13	0.46
1:O:30:LEU:HD13	1:O:410:LEU:HD11	1.98	0.46
1:K:180:LYS:HB2	1:K:182:GLU:HG3	1.97	0.46
1:M:309:PRO:HG3	1:N:44:LYS:HE3	1.96	0.46
1:N:357:GLU:O	1:N:374:SER:HA	2.15	0.46
1:R:166:ARG:O	1:R:193:PRO:HG2	2.16	0.46

*Continued on next page...*

*Continued from previous page...*

Atom-1	Atom-2	Interatomic distance (Å)	Clash overlap (Å)
1:T:216:PHE:O	5:T:615:HOH:O	2.21	0.46
1:A:259:ARG:CZ	5:A:676:HOH:O	2.63	0.46
1:O:116:TYR:CA	1:O:221:LEU:HD21	2.45	0.46
1:P:97:PRO:HG2	1:P:101:ARG:HG3	1.96	0.46
1:P:223:ARG:NH2	5:P:639:HOH:O	2.47	0.46
1:R:355:ARG:NH2	5:R:648:HOH:O	2.39	0.46
1:A:212:PHE:CD1	1:A:217:LEU:HD13	2.51	0.46
1:C:105:THR:N	5:C:624:HOH:O	2.48	0.46
1:E:17:TYR:HB3	1:E:132:ILE:HD13	1.97	0.46
1:G:213:HIS:HD2	5:G:631:HOH:O	1.98	0.46
1:I:400:ARG:HE	1:I:421:LEU:C	2.19	0.46
1:M:179:GLU:OE2	5:M:618:HOH:O	2.21	0.46
1:N:163:GLU:OE2	1:N:252:ARG:NH1	2.36	0.46
1:N:376:VAL:HB	5:N:648:HOH:O	2.15	0.46
1:Q:40:TYR:HB3	1:Q:345:PHE:CE2	2.50	0.46
1:Q:283:ASP:HB3	5:Q:780:HOH:O	2.16	0.46
1:Z:115:VAL:HB	1:Z:221:LEU:HD11	1.97	0.46
1:D:420:ASP:N	1:D:420:ASP:OD1	2.48	0.46
1:E:207:MET:CE	1:E:209:ILE:HD12	2.43	0.46
1:F:116:TYR:HB2	1:F:221:LEU:HG	1.98	0.46
1:O:236:LYS:O	1:O:240:PRO:HG2	2.16	0.46
1:R:287:VAL:N	3:R:507:GOL:O2	2.34	0.46
1:Z:176:HIS:HD2	5:Z:602:HOH:O	1.99	0.46
1:A:224:ASP:OD1	1:A:230:SER:OG	2.26	0.46
1:B:412[A]:THR:HG22	5:B:800:HOH:O	2.16	0.46
1:I:325:SER:O	1:I:341:ARG:HA	2.16	0.46
1:K:251:HIS:CE1	1:K:256:SER:HG	2.33	0.46
1:K:289:PRO:HD2	3:K:505:GOL:H2	1.98	0.46
1:O:23:ARG:HD2	1:O:23:ARG:HA	1.68	0.46
1:O:116:TYR:HB3	5:O:601:HOH:O	2.16	0.46
1:A:278:TRP:HZ2	1:A:358:ASN:HB3	1.81	0.46
1:D:353:TYR:OH	5:D:618:HOH:O	2.19	0.46
1:H:157:VAL:HG12	1:H:242:ILE:HG21	1.98	0.46
1:I:44:LYS:HD2	5:J:1130:HOH:O	2.16	0.46
1:I:259:ARG:NH2	5:I:651:HOH:O	2.35	0.46
1:P:95:ILE:O	1:P:101:ARG:NH2	2.49	0.46
1:Q:244:GLU:OE2	1:Q:245:HIS:NE2	2.48	0.46
1:Z:416:ILE:O	1:Z:419:LEU:HB2	2.15	0.46
1:T:98:ALA:HB3	5:T:654:HOH:O	2.16	0.46
1:C:166:ARG:NE	5:C:663:HOH:O	2.42	0.46
1:C:176:HIS:N	1:C:185:ASP:O	2.32	0.46

*Continued on next page...*

*Continued from previous page...*

Atom-1	Atom-2	Interatomic distance (Å)	Clash overlap (Å)
1:D:229:THR:CG2	1:Z:229:THR:HA	2.42	0.46
1:F:222:ARG:NE	5:F:629:HOH:O	2.22	0.46
1:F:400:ARG:HH21	1:F:421:LEU:HA	1.81	0.46
3:J:507:GOL:O1	5:J:625:HOH:O	2.21	0.46
1:K:313:VAL:HG21	1:L:287:VAL:HA	1.97	0.46
1:L:7:VAL:HG11	1:Z:145:TYR:CD1	2.50	0.46
1:M:40:TYR:HB3	1:M:345:PHE:CE2	2.51	0.46
1:M:200:GLU:OE2	5:M:617:HOH:O	2.21	0.46
1:N:109:GLU:OE1	1:N:232:ARG:NH1	2.48	0.46
1:O:28:LYS:HE2	1:O:402:ARG:NH2	2.31	0.46
1:B:75:ILE:O	1:B:79:GLN:HG3	2.16	0.45
1:B:193:PRO:HA	1:B:194:PRO:HD2	1.84	0.45
1:E:219:GLU:HB3	5:E:954:HOH:O	2.16	0.45
1:G:257:CYS:HB3	5:G:727:HOH:O	2.16	0.45
1:I:80:ARG:NH2	5:I:639:HOH:O	2.29	0.45
1:J:281:ASN:HB3	1:J:343:LEU:HD23	1.98	0.45
1:K:111:THR:N	1:K:233:ASP:OD1	2.35	0.45
1:K:120:ASP:OD1	1:K:120:ASP:N	2.48	0.45
1:K:296:LYS:HD2	5:L:950:HOH:O	2.16	0.45
1:R:214:THR:O	1:R:218:MET:HG2	2.15	0.45
1:T:19:LEU:HD13	1:T:111:THR:HB	1.98	0.45
1:F:69:TYR:HE1	1:F:107:TRP:CE2	2.34	0.45
1:G:179:GLU:CG	1:G:180:LYS:HG2	2.46	0.45
1:J:72:HIS:C	1:J:72:HIS:CD2	2.90	0.45
1:K:157:VAL:HG22	5:K:700:HOH:O	2.17	0.45
1:K:218:MET:O	1:K:222:ARG:HG3	2.17	0.45
1:O:325:SER:O	1:O:341:ARG:HA	2.15	0.45
1:A:112:ALA:O	1:A:221:LEU:HD23	2.16	0.45
1:B:29:GLU:HB3	1:B:412[B]:THR:HG21	1.98	0.45
1:F:146:MET:HE2	1:F:211:VAL:HG23	1.99	0.45
1:J:26:ARG:NH2	5:J:682:HOH:O	2.49	0.45
1:L:253:PHE:N	5:L:609:HOH:O	2.48	0.45
1:O:177:VAL:CG1	1:O:181:ASP:HA	2.46	0.45
1:T:65:VAL:N	5:T:605:HOH:O	2.32	0.45
1:A:166:ARG:O	1:A:193:PRO:HG2	2.16	0.45
1:A:309:PRO:HA	4:A:506:9X7:O2	2.17	0.45
1:F:341:ARG:NH1	5:F:657:HOH:O	2.39	0.45
1:F:402:ARG:NH2	5:F:647:HOH:O	2.33	0.45
1:G:180:LYS:HD3	1:G:182:GLU:CD	2.37	0.45
1:N:372:GLN:NE2	5:N:689:HOH:O	2.50	0.45
1:P:101:ARG:NE	5:P:627:HOH:O	2.23	0.45

*Continued on next page...*

*Continued from previous page...*

Atom-1	Atom-2	Interatomic distance (Å)	Clash overlap (Å)
1:Q:325:SER:O	1:Q:341:ARG:HA	2.16	0.45
1:Z:7:VAL:HA	5:Z:791:HOH:O	2.16	0.45
1:A:290:ASP:OD1	5:A:626:HOH:O	2.21	0.45
1:C:29:GLU:OE1	1:C:402:ARG:HD3	2.17	0.45
1:D:180:LYS:HG3	1:D:182:GLU:HG3	1.98	0.45
1:H:418:LYS:HE2	1:H:418:LYS:HB2	1.74	0.45
2:I:502:SO4:O4	5:I:614:HOH:O	2.20	0.45
1:J:80:ARG:NH1	5:J:687:HOH:O	2.50	0.45
1:L:120:ASP:OD1	1:L:121:ILE:N	2.50	0.45
1:R:119:ILE:HD11	1:R:221:LEU:HD21	1.99	0.45
1:B:421:LEU:HD12	1:B:421:LEU:HA	1.81	0.45
1:C:33:ARG:CZ	5:C:644:HOH:O	2.65	0.45
1:D:372:GLN:NE2	5:D:685:HOH:O	2.49	0.45
1:I:212:PHE:CG	1:I:217:LEU:HD13	2.52	0.45
3:J:506:GOL:O2	5:J:618:HOH:O	2.21	0.45
1:P:253:PHE:HB2	5:P:988:HOH:O	2.15	0.45
1:Q:29:GLU:OE1	1:Q:402:ARG:HD2	2.16	0.45
1:Q:181:ASP:OD2	5:Q:625:HOH:O	2.19	0.45
1:R:176:HIS:HB3	1:R:185:ASP:HB3	1.97	0.45
1:T:275:ASP:OD1	1:T:406:SER:OG	2.35	0.45
1:C:165:PRO:HB2	5:C:654:HOH:O	2.16	0.45
1:E:252:ARG:NE	5:E:604:HOH:O	1.95	0.45
1:H:339:LEU:HD22	1:H:356:LEU:HD12	1.99	0.45
1:I:351:ASN:O	1:I:354:SER:OG	2.20	0.45
1:J:214:THR:O	1:J:218:MET:HG2	2.16	0.45
1:K:256:SER:HB2	5:K:685:HOH:O	2.17	0.45
1:T:68:GLN:HB3	5:T:601:HOH:O	2.16	0.45
1:A:89:ARG:HD2	1:C:56:LEU:HD21	1.98	0.45
1:E:98:ALA:N	5:E:622:HOH:O	2.21	0.45
1:G:207:MET:CE	1:G:209:ILE:HD12	2.47	0.45
1:G:357:GLU:HG3	5:G:651:HOH:O	2.17	0.45
1:N:98:ALA:HA	1:N:108:TYR:CZ	2.52	0.45
1:T:33:ARG:NH2	5:T:697:HOH:O	2.49	0.45
1:A:115:VAL:HB	1:A:221:LEU:CD2	2.47	0.45
1:A:296:LYS:NZ	5:A:654:HOH:O	2.38	0.45
1:H:313:VAL:HG23	1:H:335:SER:HA	1.98	0.45
1:R:294:TYR:OH	5:R:619:HOH:O	2.17	0.45
1:C:215:LYS:HB3	5:C:631:HOH:O	2.17	0.45
1:H:215:LYS:O	1:H:219:GLU:HG2	2.17	0.45
1:J:400:ARG:NH2	1:J:421:LEU:HA	2.27	0.45
1:L:141:MET:HG3	1:L:256:SER:HB2	1.99	0.45

*Continued on next page...*

*Continued from previous page...*

Atom-1	Atom-2	Interatomic distance (Å)	Clash overlap (Å)
1:N:87:PRO:HA	1:N:91:GLU:O	2.17	0.45
1:O:166:ARG:HG3	1:O:201:GLY:C	2.37	0.45
1:T:260:SER:HB3	1:T:263:GLU:HG3	1.98	0.45
1:B:80:ARG:NE	5:B:665:HOH:O	2.42	0.44
1:B:243:VAL:O	5:B:628:HOH:O	2.21	0.44
1:D:325:SER:O	1:D:341:ARG:HA	2.17	0.44
1:F:221:LEU:HD12	1:F:221:LEU:O	2.17	0.44
1:L:172:PHE:HB3	1:L:205:ALA:HB1	1.99	0.44
1:M:111:THR:HG22	3:M:506:GOL:H2	1.99	0.44
1:P:267:TYR:CE2	1:P:291:LEU:HB2	2.52	0.44
1:P:325:SER:O	1:P:341:ARG:HA	2.16	0.44
1:A:140:LYS:NZ	5:A:682:HOH:O	2.50	0.44
1:B:98:ALA:HB2	5:B:632:HOH:O	2.17	0.44
1:C:25:SER:OG	5:C:618:HOH:O	2.20	0.44
1:E:160:GLY:HA3	1:E:207:MET:CE	2.47	0.44
1:F:313:VAL:HG12	1:F:314:HIS:CD2	2.53	0.44
1:K:403:ARG:NH1	5:K:680:HOH:O	2.49	0.44
1:N:23:ARG:HG2	5:N:770:HOH:O	2.17	0.44
1:P:97:PRO:CD	1:P:101:ARG:HG3	2.47	0.44
1:P:293:ILE:HD11	5:P:644:HOH:O	2.18	0.44
1:T:113:ASP:O	1:T:117:GLN:HG2	2.17	0.44
1:B:144:GLU:O	1:B:148:GLN:HG2	2.17	0.44
1:D:108:TYR:CD1	1:D:114:ALA:HA	2.52	0.44
1:E:40:TYR:HB3	1:E:345:PHE:CE2	2.52	0.44
1:I:10:LEU:HD12	1:I:148:GLN:HG2	1.99	0.44
1:I:100:GLN:N	5:I:688:HOH:O	2.50	0.44
1:J:100:GLN:N	5:J:685:HOH:O	2.50	0.44
1:Z:155:ALA:HB3	5:Z:615:HOH:O	2.16	0.44
1:T:400:ARG:NE	1:T:421:LEU:O	2.43	0.44
1:C:176:HIS:HB2	1:C:185:ASP:HB3	1.99	0.44
1:K:419:LEU:HD23	1:K:419:LEU:HA	1.68	0.44
1:M:215:LYS:HG3	1:M:216:PHE:H	1.82	0.44
1:O:215:LYS:HZ1	1:O:216:PHE:HE1	1.66	0.44
1:O:267:TYR:CE2	1:O:291:LEU:HB2	2.52	0.44
1:P:68:GLN:HB3	5:P:677:HOH:O	2.17	0.44
1:B:227:ASP:HA	1:B:228:PRO:HD3	1.79	0.44
1:G:213:HIS:HE1	5:G:647:HOH:O	2.00	0.44
2:G:501:SO4:O1	5:G:617:HOH:O	2.18	0.44
1:O:217:LEU:O	1:O:221:LEU:HB3	2.18	0.44
1:P:70:LYS:NZ	5:P:626:HOH:O	2.29	0.44
1:Q:148:GLN:HB2	5:Q:894:HOH:O	2.16	0.44

*Continued on next page...*

*Continued from previous page...*

Atom-1	Atom-2	Interatomic distance (Å)	Clash overlap (Å)
1:Q:247:LYS:HD2	1:Q:247:LYS:N	2.32	0.44
1:T:357:GLU:O	1:T:374:SER:HA	2.17	0.44
1:A:95:ILE:O	1:A:97:PRO:HD3	2.18	0.44
1:D:166:ARG:NE	5:D:631:HOH:O	2.28	0.44
1:E:263:GLU:HB3	5:E:636:HOH:O	2.18	0.44
1:F:19:LEU:HD13	1:F:111:THR:HB	1.99	0.44
1:G:162:LEU:HG	1:G:207:MET:HG2	1.99	0.44
1:H:110:GLY:HA2	5:H:951:HOH:O	2.16	0.44
1:J:306:ILE:HG23	5:J:1130:HOH:O	2.18	0.44
1:L:106:GLN:OE1	5:L:619:HOH:O	2.21	0.44
1:N:76:ARG:N	5:N:602:HOH:O	2.50	0.44
1:P:207:MET:CE	1:P:209:ILE:HD12	2.47	0.44
1:R:104:GLU:O	1:R:106:GLN:N	2.50	0.44
1:Z:75:ILE:HG23	1:Z:95:ILE:HG21	1.99	0.44
1:D:40:TYR:HB3	1:D:345:PHE:CE2	2.52	0.44
1:E:125:TYR:HD2	5:E:1039:HOH:O	1.99	0.44
1:E:192:ASP:OD1	1:M:370:HIS:ND1	2.48	0.44
1:F:223:ARG:CZ	5:F:651:HOH:O	2.66	0.44
1:J:7:VAL:N	5:J:690:HOH:O	2.51	0.44
1:K:75:ILE:O	1:K:79:GLN:HG3	2.17	0.44
1:L:39:VAL:HB	1:L:47:ILE:HD12	2.00	0.44
1:P:80:ARG:NH2	5:P:629:HOH:O	2.25	0.44
1:Z:217:LEU:O	1:Z:221:LEU:HB3	2.18	0.44
1:B:196:ILE:N	5:B:612:HOH:O	2.41	0.44
1:G:87:PRO:HD2	5:G:621:HOH:O	2.17	0.44
1:K:316:ASP:HB3	5:K:853:HOH:O	2.18	0.44
1:L:259:ARG:HE	1:L:259:ARG:HB3	1.51	0.44
1:M:227:ASP:HA	1:M:228:PRO:HD3	1.80	0.44
1:O:23:ARG:NE	5:O:685:HOH:O	2.49	0.44
1:P:187:ILE:HG21	1:P:190:PRO:HB3	2.00	0.44
1:Z:162:LEU:N	1:Z:205:ALA:O	2.41	0.44
1:Z:216:PHE:N	1:Z:216:PHE:CD1	2.85	0.44
1:A:265:GLU:HB2	1:A:266:PRO:HD2	2.00	0.44
1:E:238:ILE:O	1:E:242:ILE:HG12	2.18	0.44
1:F:26:ARG:NH2	5:F:665:HOH:O	2.45	0.44
1:F:275:ASP:OD2	1:F:406:SER:OG	2.24	0.44
1:G:88:GLU:OE1	5:G:621:HOH:O	2.21	0.44
1:J:40:TYR:HB3	1:J:345:PHE:CE2	2.52	0.44
1:J:156:ASP:HB3	1:J:216:PHE:CZ	2.53	0.44
1:J:234:PHE:HA	1:J:238:ILE:HB	1.99	0.44
1:K:115:VAL:HB	1:K:221:LEU:CD2	2.47	0.44

*Continued on next page...*

*Continued from previous page...*

Atom-1	Atom-2	Interatomic distance (Å)	Clash overlap (Å)
1:N:125:TYR:HB2	1:N:127:PRO:HD3	2.00	0.44
1:Q:217:LEU:O	1:Q:221:LEU:HD13	2.18	0.44
1:T:26:ARG:NH2	5:T:681:HOH:O	2.43	0.44
1:A:95:ILE:HD12	1:D:79:GLN:OE1	2.18	0.43
1:I:212:PHE:CD1	1:I:217:LEU:HD13	2.52	0.43
1:I:287:VAL:HG22	1:J:313:VAL:CG2	2.47	0.43
1:J:400:ARG:NH1	5:J:651:HOH:O	2.34	0.43
1:A:210:TYR:HA	5:A:644:HOH:O	2.17	0.43
1:G:166:ARG:HG3	1:G:203:ALA:HB2	2.00	0.43
1:H:400:ARG:HH21	1:H:421:LEU:HA	1.83	0.43
1:I:313:VAL:O	1:I:314:HIS:HB2	2.18	0.43
1:L:161:CYS:N	5:L:609:HOH:O	2.28	0.43
1:N:13:ASP:C	5:N:644:HOH:O	2.56	0.43
1:O:40:TYR:HB3	1:O:345:PHE:CE2	2.53	0.43
1:P:38:ALA:HB2	1:P:74:LEU:HB2	2.00	0.43
1:P:146:MET:HE2	1:P:158:THR:HG22	2.00	0.43
1:Z:86:ARG:NH1	5:Z:654:HOH:O	2.34	0.43
1:Z:214:THR:O	1:Z:218:MET:HG2	2.17	0.43
1:D:398:ALA:N	5:D:603:HOH:O	2.50	0.43
1:F:79:GLN:HB3	5:F:747:HOH:O	2.18	0.43
1:G:220:ALA:O	1:G:223:ARG:HG3	2.18	0.43
1:G:397:ASP:HA	5:G:618:HOH:O	2.19	0.43
1:H:215:LYS:HG3	1:H:216:PHE:N	2.33	0.43
1:O:255:ASP:HB2	5:O:656:HOH:O	2.17	0.43
1:Q:313:VAL:HG21	5:R:811:HOH:O	2.17	0.43
1:R:227:ASP:HA	1:R:228:PRO:HD3	1.81	0.43
1:Z:80:ARG:NE	5:Z:698:HOH:O	2.50	0.43
1:Z:375:ASN:HB3	1:Z:408:ILE:HD13	2.00	0.43
1:A:207:MET:CE	1:A:209:ILE:HD12	2.49	0.43
1:A:370:HIS:ND1	1:G:192:ASP:OD1	2.50	0.43
1:C:214:THR:O	1:C:218:MET:HG2	2.18	0.43
1:G:214:THR:O	1:G:218:MET:HG2	2.17	0.43
1:J:146:MET:HB2	5:J:805:HOH:O	2.18	0.43
2:J:502:SO4:O4	5:J:628:HOH:O	2.21	0.43
1:M:214:THR:HG23	5:M:1107:HOH:O	2.18	0.43
1:Q:109:GLU:CB	1:Q:232:ARG:HG3	2.49	0.43
1:R:116:TYR:HA	1:R:221:LEU:CD2	2.47	0.43
1:Z:325:SER:O	1:Z:341:ARG:HA	2.18	0.43
1:G:400:ARG:NH1	5:G:686:HOH:O	2.51	0.43
1:H:215:LYS:N	5:H:630:HOH:O	2.24	0.43
1:H:366:LYS:HD2	5:H:947:HOH:O	2.18	0.43

*Continued on next page...*



*Continued from previous page...*

Atom-1	Atom-2	Interatomic distance (Å)	Clash overlap (Å)
1:I:123:GLU:N	5:I:612:HOH:O	2.43	0.43
1:K:148:GLN:HB2	5:K:636:HOH:O	2.19	0.43
3:K:504:GOL:HO3	3:K:504:GOL:HO1	1.54	0.43
1:L:393:ASP:OD1	5:L:620:HOH:O	2.21	0.43
1:M:283:ASP:HB3	5:M:775:HOH:O	2.18	0.43
1:O:160:GLY:HA3	1:O:207:MET:HE2	2.00	0.43
1:O:162:LEU:HG	1:O:207:MET:HG2	2.01	0.43
1:R:402:ARG:NH2	2:R:505:SO4:O1	2.45	0.43
1:T:29:GLU:HA	1:T:32:ASP:OD1	2.18	0.43
1:A:26:ARG:NH2	5:A:693:HOH:O	2.51	0.43
1:E:87:PRO:HA	1:E:91:GLU:O	2.18	0.43
1:K:8:GLN:HG3	5:K:739:HOH:O	2.17	0.43
1:L:216:PHE:HB3	5:L:614:HOH:O	2.19	0.43
1:P:25:SER:N	5:P:684:HOH:O	2.50	0.43
1:P:120:ASP:HB3	5:P:1020:HOH:O	2.18	0.43
1:P:341:ARG:HD3	1:P:358:ASN:OD1	2.18	0.43
1:Q:267:TYR:CE2	1:Q:291:LEU:HB2	2.53	0.43
1:C:283:ASP:HB3	5:C:881:HOH:O	2.19	0.43
1:G:70:LYS:HB2	1:G:70:LYS:HE3	1.68	0.43
1:I:286:ASP:HB3	3:I:505:GOL:H2	2.01	0.43
1:N:98:ALA:HA	1:N:108:TYR:CE2	2.52	0.43
1:O:94:ASP:OD1	5:O:623:HOH:O	2.22	0.43
1:P:247:LYS:NZ	5:P:658:HOH:O	2.39	0.43
1:Z:202:PHE:HB3	5:Z:671:HOH:O	2.18	0.43
1:B:34:ARG:NH2	5:B:684:HOH:O	2.51	0.43
1:G:66:ALA:O	5:G:622:HOH:O	2.21	0.43
1:G:305:GLU:O	1:G:307:THR:HG23	2.19	0.43
1:I:98:ALA:HA	1:I:108:TYR:CE2	2.53	0.43
1:J:69:TYR:HE1	1:J:107:TRP:CD2	2.36	0.43
1:K:186:PHE:CZ	1:K:188:GLU:HG2	2.53	0.43
1:Q:70:LYS:HE3	1:Q:70:LYS:HB2	1.61	0.43
1:A:322:SER:HB2	5:B:683:HOH:O	2.19	0.43
1:B:106:GLN:HG2	5:B:617:HOH:O	2.19	0.43
1:B:199:ASN:OD1	1:B:202:PHE:HD2	2.02	0.43
1:C:33:ARG:NE	5:C:691:HOH:O	2.52	0.43
1:C:87:PRO:HA	1:C:91:GLU:O	2.18	0.43
1:C:416:ILE:O	1:C:419:LEU:HB2	2.19	0.43
1:F:176:HIS:CE1	1:F:184:ILE:HD11	2.54	0.43
1:M:375:ASN:HB3	1:M:408:ILE:HD13	2.00	0.43
1:M:376:VAL:HG12	1:M:409:CYS:HB2	2.00	0.43
1:P:76:ARG:HE	1:P:80:ARG:NH2	2.17	0.43

*Continued on next page...*

*Continued from previous page...*

Atom-1	Atom-2	Interatomic distance (Å)	Clash overlap (Å)
1:P:222:ARG:NH1	5:P:687:HOH:O	2.52	0.43
1:Q:227:ASP:HA	1:Q:228:PRO:HD3	1.82	0.43
1:T:236:LYS:HG3	1:T:237:ASP:OD2	2.19	0.43
1:C:111:THR:HG1	3:C:507:GOL:HO2	1.61	0.43
1:E:145:TYR:HB2	1:E:256:SER:OG	2.19	0.43
1:H:166:ARG:HH11	1:H:200:GLU:HG3	1.82	0.43
1:L:215:LYS:NZ	5:L:689:HOH:O	2.52	0.43
1:L:247:LYS:HG3	5:L:871:HOH:O	2.18	0.43
1:P:98:ALA:HA	1:P:108:TYR:CE2	2.54	0.43
1:P:334:ILE:HD12	1:P:339:LEU:HD11	2.01	0.43
1:R:178:ASN:OD1	1:R:180:LYS:N	2.47	0.43
1:Z:158:THR:HG23	5:Z:664:HOH:O	2.19	0.43
1:A:27:LEU:HG	5:A:619:HOH:O	2.18	0.42
1:C:106:GLN:HB2	5:C:1006:HOH:O	2.19	0.42
1:D:149:GLN:OE1	1:D:251:HIS:ND1	2.48	0.42
1:D:215:LYS:HG2	5:D:894:HOH:O	2.18	0.42
1:F:43:GLY:N	5:F:615:HOH:O	2.51	0.42
1:H:208:GLY:O	5:H:616:HOH:O	2.21	0.42
1:H:412[B]:THR:OG1	1:H:415:MET:HG3	2.18	0.42
1:J:307:THR:HB	1:J:331:ASP:HB2	2.01	0.42
1:P:87:PRO:HA	1:P:91:GLU:O	2.19	0.42
1:P:160:GLY:HA3	1:P:207:MET:HE2	2.01	0.42
1:R:345:PHE:HB3	1:R:363:PRO:HG3	2.01	0.42
1:Z:27:LEU:N	5:Z:604:HOH:O	2.51	0.42
1:Z:366:LYS:HD2	1:Z:383:VAL:HG22	2.00	0.42
1:A:176:HIS:O	1:A:184:ILE:HG12	2.20	0.42
5:A:634:HOH:O	1:C:148:GLN:NE2	2.33	0.42
1:C:184:ILE:HD13	1:C:184:ILE:HG21	1.76	0.42
1:C:340:ASN:HB2	5:C:1079:HOH:O	2.19	0.42
1:D:320:ARG:HD3	5:D:797:HOH:O	2.19	0.42
1:H:40:TYR:OH	2:H:502:SO4:O3	2.32	0.42
1:H:355:ARG:HD2	5:H:617:HOH:O	2.18	0.42
1:I:99:SER:N	1:I:102:VAL:O	2.30	0.42
1:I:340:ASN:O	1:I:357:GLU:HA	2.19	0.42
1:J:356:LEU:HD23	1:J:373:LEU:HB2	1.99	0.42
1:K:146:MET:HE1	1:K:211:VAL:HG23	2.01	0.42
1:K:195:GLY:HA3	1:K:200:GLU:HG3	2.01	0.42
1:O:166:ARG:HD2	1:O:193:PRO:O	2.19	0.42
1:R:320:ARG:NH1	5:R:690:HOH:O	2.53	0.42
1:E:48:ILE:HD13	1:E:74:LEU:HD11	2.01	0.42
1:E:340:ASN:O	1:E:357:GLU:HA	2.19	0.42

*Continued on next page...*

*Continued from previous page...*

Atom-1	Atom-2	Interatomic distance (Å)	Clash overlap (Å)
1:I:115:VAL:HB	1:I:221:LEU:HD22	2.00	0.42
1:K:212:PHE:CG	1:K:217:LEU:HD13	2.55	0.42
1:M:234:PHE:HB2	3:M:505:GOL:H32	2.00	0.42
1:P:171:GLY:O	5:P:622:HOH:O	2.22	0.42
1:R:340:ASN:O	1:R:357:GLU:HA	2.19	0.42
1:T:70:LYS:HB2	1:T:70:LYS:HE2	1.90	0.42
1:T:158:THR:HG23	5:T:716:HOH:O	2.19	0.42
1:A:177:VAL:HG12	1:A:183:ILE:HG12	2.01	0.42
1:A:283:ASP:HB3	5:A:741:HOH:O	2.20	0.42
1:B:38:ALA:HB2	1:B:74:LEU:HB2	2.02	0.42
1:B:393:ASP:O	1:B:397:ASP:N	2.43	0.42
1:D:227:ASP:OD1	1:D:229:THR:HB	2.19	0.42
1:D:392:GLU:HG3	5:D:757:HOH:O	2.18	0.42
1:E:259:ARG:NH1	1:E:263:GLU:O	2.51	0.42
1:I:416:ILE:O	1:I:419:LEU:HB2	2.19	0.42
1:J:166:ARG:HG3	1:J:201:GLY:C	2.40	0.42
1:K:29:GLU:HB3	1:K:412:THR:HG21	2.01	0.42
1:L:239:ILE:O	1:L:243:VAL:HG23	2.20	0.42
1:M:30:LEU:HD12	1:M:30:LEU:HA	1.88	0.42
1:N:400:ARG:HH21	1:N:421:LEU:C	2.23	0.42
1:O:44:LYS:HE2	5:O:639:HOH:O	2.18	0.42
1:O:112:ALA:O	1:O:221:LEU:HD11	2.20	0.42
1:R:199:ASN:CB	3:R:509:GOL:H12	2.49	0.42
1:T:184:ILE:HG23	5:T:661:HOH:O	2.18	0.42
1:B:177:VAL:HG22	1:B:204:LEU:HD12	2.02	0.42
1:C:26:ARG:NH2	5:C:689:HOH:O	2.52	0.42
1:C:234:PHE:HA	1:C:238:ILE:HB	2.02	0.42
1:D:119:ILE:HG12	5:D:1016:HOH:O	2.19	0.42
1:G:13:ASP:HB3	1:G:128:GLU:HB3	2.02	0.42
1:J:251:HIS:HA	5:J:636:HOH:O	2.19	0.42
1:K:146:MET:HE1	1:K:209:ILE:HG22	2.01	0.42
1:L:30:LEU:O	1:L:34:ARG:NH1	2.53	0.42
1:N:392:GLU:HG3	5:N:763:HOH:O	2.18	0.42
1:R:23:ARG:HH11	1:R:23:ARG:HG3	1.85	0.42
1:R:144:GLU:O	1:R:148:GLN:HG3	2.20	0.42
1:C:33:ARG:NH2	5:C:638:HOH:O	2.31	0.42
1:E:29:GLU:HB3	1:E:412[B]:THR:HG21	2.02	0.42
1:F:317:GLU:H	1:F:317:GLU:HG3	1.65	0.42
1:H:240:PRO:O	1:H:244:GLU:HG3	2.18	0.42
1:N:177:VAL:HG13	1:N:178:ASN:O	2.20	0.42
1:R:116:TYR:HE1	1:R:222:ARG:HG2	1.84	0.42

*Continued on next page...*

*Continued from previous page...*

Atom-1	Atom-2	Interatomic distance (Å)	Clash overlap (Å)
1:R:159:ILE:HG21	1:R:175:MET:HE3	2.01	0.42
1:C:185:ASP:HA	5:C:730:HOH:O	2.20	0.42
1:C:235:GLY:HA3	3:C:507:GOL:H32	2.01	0.42
1:D:148:GLN:OE1	5:D:622:HOH:O	2.22	0.42
1:E:233:ASP:O	1:E:238:ILE:HG12	2.19	0.42
1:G:76:ARG:CZ	5:G:667:HOH:O	2.68	0.42
1:G:150:HIS:N	5:G:602:HOH:O	2.52	0.42
5:I:894:HOH:O	1:N:76:ARG:HD3	2.19	0.42
1:P:70:LYS:HE3	1:P:70:LYS:HB2	1.87	0.42
1:D:13:ASP:HB3	1:D:128:GLU:HB2	2.00	0.42
1:G:141:MET:HG3	1:G:256:SER:HB3	2.01	0.42
1:K:181:ASP:OD2	1:K:252:ARG:NE	2.53	0.42
1:L:33:ARG:HD2	5:L:898:HOH:O	2.19	0.42
1:O:239:ILE:HB	1:O:240:PRO:HD3	2.02	0.42
1:P:251:HIS:CE1	1:P:256:SER:HG	2.27	0.42
1:Z:95:ILE:O	1:Z:97:PRO:HD3	2.19	0.42
1:T:282:ILE:HD12	1:T:282:ILE:HA	1.93	0.42
1:A:159:ILE:HG12	5:A:644:HOH:O	2.19	0.42
1:B:317:GLU:CD	1:B:317:GLU:H	2.24	0.42
1:C:111:THR:OG1	3:C:507:GOL:O2	2.30	0.42
1:C:112:ALA:HB1	5:C:863:HOH:O	2.20	0.42
1:C:166:ARG:O	1:C:193:PRO:HG2	2.19	0.42
1:G:178:ASN:HA	1:G:197:PRO:HG2	2.02	0.42
1:H:226:ALA:N	5:H:602:HOH:O	2.51	0.42
1:I:28:LYS:HG3	1:I:402:ARG:CZ	2.50	0.42
1:I:115:VAL:HB	1:I:221:LEU:CD2	2.50	0.42
1:M:193:PRO:HA	1:M:194:PRO:HD2	1.87	0.42
1:M:223:ARG:NH2	5:M:663:HOH:O	2.45	0.42
1:P:178:ASN:HD21	1:P:182:GLU:HB2	1.84	0.42
1:R:44:LYS:NZ	4:R:511:9X7:O2	2.36	0.42
1:G:244:GLU:HB3	5:G:704:HOH:O	2.19	0.42
1:N:75:ILE:HG23	1:N:95:ILE:HG21	2.01	0.42
1:N:245:HIS:NE2	5:N:627:HOH:O	2.24	0.42
1:O:244:GLU:O	1:O:244:GLU:HG2	2.20	0.42
1:P:203:ALA:HA	5:P:767:HOH:O	2.19	0.42
1:Z:234:PHE:HB2	3:Z:505:GOL:H32	2.00	0.42
1:A:346:THR:HG22	5:A:735:HOH:O	2.20	0.41
1:B:267:TYR:CE2	1:B:291:LEU:HB2	2.55	0.41
1:C:340:ASN:O	1:C:357:GLU:HA	2.20	0.41
1:I:340:ASN:HB3	1:I:357:GLU:HG2	2.02	0.41
1:J:86:ARG:HB3	1:J:88:GLU:OE1	2.20	0.41

*Continued on next page...*

*Continued from previous page...*

Atom-1	Atom-2	Interatomic distance (Å)	Clash overlap (Å)
1:K:160:GLY:HA2	5:K:798:HOH:O	2.20	0.41
1:L:187:ILE:HD11	5:L:660:HOH:O	2.20	0.41
1:T:196:ILE:HD12	5:T:700:HOH:O	2.20	0.41
1:C:29:GLU:HB3	1:C:412:THR:HG21	2.02	0.41
1:H:166:ARG:NH1	1:H:200:GLU:HG3	2.35	0.41
1:K:395:GLU:C	5:K:633:HOH:O	2.59	0.41
1:O:108:TYR:CD1	1:O:114:ALA:HA	2.54	0.41
1:O:313:VAL:HG21	5:P:618:HOH:O	2.20	0.41
1:Z:204:LEU:HD23	1:Z:204:LEU:HA	1.87	0.41
1:T:172:PHE:CD1	1:T:205:ALA:HB1	2.55	0.41
4:A:506:9X7:O1	1:B:44:LYS:NZ	2.53	0.41
1:D:176:HIS:HD2	1:D:194:PRO:HB2	1.84	0.41
1:D:414:SER:O	1:D:418:LYS:HG3	2.20	0.41
1:E:106:GLN:C	5:E:621:HOH:O	2.58	0.41
1:E:128:GLU:O	5:E:623:HOH:O	2.21	0.41
1:E:190:PRO:HG2	1:E:193:PRO:HG3	2.02	0.41
1:O:227:ASP:HA	1:O:228:PRO:HD3	1.85	0.41
1:O:260:SER:HB3	1:O:263:GLU:HG3	2.02	0.41
1:P:369:ARG:NH2	2:P:504:SO4:O1	2.52	0.41
1:T:323:ALA:HB1	1:T:326:SER:HB2	2.01	0.41
1:D:146:MET:HE1	1:D:209:ILE:HG22	2.02	0.41
1:F:119:ILE:HG21	1:F:222:ARG:NH2	2.36	0.41
1:K:68:GLN:OE1	1:K:107:TRP:HE3	2.04	0.41
1:K:221:LEU:HG	5:K:794:HOH:O	2.20	0.41
1:L:315:ASP:OD1	1:L:320:ARG:HD3	2.20	0.41
1:M:186:PHE:O	5:M:619:HOH:O	2.21	0.41
1:N:419:LEU:HA	1:N:419:LEU:HD23	1.80	0.41
1:O:30:LEU:HD12	1:O:30:LEU:HA	1.95	0.41
1:P:184:ILE:HG23	5:P:632:HOH:O	2.19	0.41
1:P:268:TRP:CH2	1:P:270:ASP:HB2	2.55	0.41
1:Q:119:ILE:O	1:Q:123:GLU:HG3	2.20	0.41
1:Q:178:ASN:OD1	1:Q:180:LYS:HG2	2.21	0.41
1:Q:215:LYS:CE	5:Q:688:HOH:O	2.68	0.41
1:Z:241:TYR:O	1:Z:245:HIS:HB2	2.19	0.41
1:Z:281:ASN:HB3	1:Z:343:LEU:HD23	2.03	0.41
1:D:36:LYS:HD3	1:D:136:ASP:HB2	2.02	0.41
1:I:218:MET:O	1:I:222:ARG:HG3	2.20	0.41
1:I:230:SER:HB3	1:I:232:ARG:HD2	2.01	0.41
1:K:156:ASP:OD1	5:K:621:HOH:O	2.21	0.41
1:O:307:THR:HB	1:O:331:ASP:HB2	2.02	0.41
3:O:506:GOL:O3	5:O:622:HOH:O	2.21	0.41

*Continued on next page...*

*Continued from previous page...*

Atom-1	Atom-2	Interatomic distance (Å)	Clash overlap (Å)
1:Q:148:GLN:CG	5:Q:894:HOH:O	2.68	0.41
1:Q:313:VAL:HG22	1:R:287:VAL:HG22	2.02	0.41
1:Q:313:VAL:HG12	1:Q:335:SER:HA	2.03	0.41
1:Z:150:HIS:ND1	5:Z:615:HOH:O	2.15	0.41
1:Z:355:ARG:NH2	5:Z:637:HOH:O	2.28	0.41
1:T:244:GLU:HG3	1:T:245:HIS:CD2	2.55	0.41
1:B:97:PRO:HG2	1:B:101:ARG:HA	2.03	0.41
1:D:214:THR:O	1:D:218:MET:HG2	2.20	0.41
1:F:325:SER:O	1:F:341:ARG:HA	2.21	0.41
1:G:182:GLU:HG2	1:G:249:VAL:HG22	2.03	0.41
2:G:503:SO4:O3	5:G:623:HOH:O	2.22	0.41
1:K:87:PRO:HA	1:K:91:GLU:O	2.20	0.41
1:K:380:HIS:CG	5:K:613:HOH:O	2.73	0.41
1:M:215:LYS:HG3	1:M:216:PHE:N	2.35	0.41
1:Q:119:ILE:HD13	1:Q:222:ARG:CZ	2.51	0.41
1:A:88:GLU:CG	1:C:301:TRP:HZ3	2.34	0.41
1:B:87:PRO:HA	1:B:91:GLU:O	2.20	0.41
1:D:8:GLN:HA	1:D:9:PRO:HD2	1.96	0.41
1:H:355:ARG:NH1	5:H:617:HOH:O	2.14	0.41
1:J:217:LEU:O	1:J:221:LEU:HD12	2.21	0.41
1:K:177:VAL:HG12	1:K:197:PRO:HD2	2.02	0.41
1:K:236:LYS:NZ	5:K:691:HOH:O	2.53	0.41
1:K:269:ARG:NH1	5:K:647:HOH:O	2.33	0.41
1:M:201:GLY:HA2	5:M:851:HOH:O	2.21	0.41
1:O:177:VAL:HG13	1:O:181:ASP:HA	2.03	0.41
1:Q:116:TYR:CD1	1:Q:221:LEU:HD23	2.54	0.41
1:R:44:LYS:HZ3	4:R:511:9X7:C1	2.34	0.41
1:R:307:THR:HB	1:R:331:ASP:HB2	2.02	0.41
1:Z:97:PRO:HD2	1:Z:101:ARG:HA	2.01	0.41
1:Z:235:GLY:H	3:Z:505:GOL:C3	2.34	0.41
1:T:119:ILE:HG21	1:T:222:ARG:NH2	2.36	0.41
1:A:370:HIS:CD2	1:G:167:MET:HG2	2.56	0.41
1:F:282:ILE:HD12	1:F:282:ILE:HA	1.94	0.41
1:G:234:PHE:HA	1:G:238:ILE:HB	2.03	0.41
1:I:187:ILE:HG21	1:I:190:PRO:HB3	2.02	0.41
1:L:205:ALA:HB3	5:L:629:HOH:O	2.21	0.41
1:L:366:LYS:HE3	1:L:366:LYS:HB3	1.86	0.41
1:R:412[A]:THR:HG21	5:R:630:HOH:O	2.20	0.41
1:A:212:PHE:CG	1:A:217:LEU:HD13	2.56	0.41
1:A:351:ASN:HB3	2:A:501:SO4:O1	2.20	0.41
1:B:283:ASP:HB3	5:B:867:HOH:O	2.21	0.41

*Continued on next page...*

*Continued from previous page...*

Atom-1	Atom-2	Interatomic distance (Å)	Clash overlap (Å)
1:C:48:ILE:HD13	1:C:78:LEU:HD21	2.03	0.41
1:C:80:ARG:NH2	5:C:695:HOH:O	2.53	0.41
1:C:167:MET:N	5:C:667:HOH:O	2.44	0.41
1:C:313:VAL:HG13	1:C:335:SER:HA	2.02	0.41
1:C:319:ARG:HB3	1:C:353:TYR:CE1	2.56	0.41
1:C:327:VAL:HB	1:C:343:LEU:HD13	2.02	0.41
1:D:339:LEU:HD22	1:D:356:LEU:HD12	2.03	0.41
1:E:76:ARG:HD3	5:E:798:HOH:O	2.20	0.41
1:E:160:GLY:HA3	1:E:207:MET:HE1	2.01	0.41
1:E:192:ASP:HB2	1:M:353:TYR:CD1	2.55	0.41
1:E:295:ASP:O	5:E:620:HOH:O	2.20	0.41
1:G:168:GLU:HB2	5:G:917:HOH:O	2.21	0.41
1:H:222:ARG:NH2	5:H:615:HOH:O	2.11	0.41
1:J:72:HIS:CD2	5:J:1016:HOH:O	2.74	0.41
1:L:176:HIS:CE1	1:L:184:ILE:HD11	2.56	0.41
1:N:374:SER:O	5:N:622:HOH:O	2.22	0.41
1:Q:176:HIS:HB2	1:Q:194:PRO:CG	2.51	0.41
1:Q:420:ASP:HA	5:Q:684:HOH:O	2.20	0.41
1:R:23:ARG:NH1	1:R:23:ARG:HG3	2.35	0.41
1:R:169:ALA:HB3	1:R:193:PRO:HG2	2.03	0.41
1:R:421:LEU:O	5:R:624:HOH:O	2.21	0.41
1:T:218:MET:O	1:T:222:ARG:HG2	2.21	0.41
1:A:313:VAL:O	1:A:314:HIS:HB2	2.20	0.41
1:B:166:ARG:O	1:B:193:PRO:HG2	2.21	0.41
1:D:176:HIS:HB2	1:D:185:ASP:HB3	2.02	0.41
1:D:355:ARG:HD3	1:D:372:GLN:NE2	2.36	0.41
1:E:166:ARG:NH2	1:M:370:HIS:O	2.55	0.41
1:E:207:MET:HB2	1:E:207:MET:HE2	1.89	0.41
1:F:240:PRO:O	1:F:243:VAL:HB	2.21	0.41
1:G:169:ALA:HB3	1:G:193:PRO:HG2	2.03	0.41
1:G:207:MET:N	5:G:608:HOH:O	2.52	0.41
1:H:333:ILE:HB	1:H:349:ARG:HD3	2.02	0.41
1:H:349:ARG:HB3	5:H:824:HOH:O	2.20	0.41
1:H:356:LEU:HD21	1:H:373:LEU:HD12	2.02	0.41
1:J:412[A]:THR:HG23	5:J:936:HOH:O	2.21	0.41
1:M:122:ILE:HG21	5:M:1107:HOH:O	2.21	0.41
4:O:508:9X7:O2	1:P:309:PRO:HA	2.21	0.41
1:Q:221:LEU:HD22	1:Q:222:ARG:N	2.35	0.41
1:Z:28:LYS:HG2	1:Z:402:ARG:NE	2.36	0.41
1:Z:340:ASN:O	1:Z:357:GLU:HA	2.21	0.41
1:T:219:GLU:HA	1:T:222:ARG:HG3	2.02	0.41

*Continued on next page...*

*Continued from previous page...*

Atom-1	Atom-2	Interatomic distance (Å)	Clash overlap (Å)
1:A:239:ILE:O	1:A:243:VAL:HG23	2.21	0.40
1:C:76:ARG:HE	1:C:80:ARG:NH2	2.19	0.40
1:I:8:GLN:HA	1:I:9:PRO:HD2	1.85	0.40
1:I:265:GLU:OE2	5:I:616:HOH:O	2.21	0.40
1:J:340:ASN:O	1:J:357:GLU:HA	2.20	0.40
1:K:79:GLN:NE2	1:Z:95:ILE:HD12	2.33	0.40
1:K:196:ILE:HD12	5:K:632:HOH:O	2.21	0.40
1:K:392:GLU:HG3	5:K:765:HOH:O	2.21	0.40
1:M:355:ARG:NH2	5:M:688:HOH:O	2.54	0.40
1:N:418:LYS:O	1:N:420:ASP:N	2.53	0.40
1:O:301:TRP:CE3	1:P:306:ILE:HD12	2.56	0.40
1:Q:260:SER:HB3	1:Q:263:GLU:HG3	2.02	0.40
3:Q:510:GOL:O2	5:Q:627:HOH:O	2.22	0.40
1:C:227:ASP:HA	1:C:228:PRO:HD3	1.90	0.40
1:D:269:ARG:NH1	5:D:678:HOH:O	2.46	0.40
1:G:29:GLU:HB3	1:G:412[B]:THR:HG21	2.01	0.40
1:J:187:ILE:HG21	1:J:190:PRO:HB3	2.04	0.40
1:M:130:MET:SD	5:M:609:HOH:O	2.63	0.40
1:M:405:GLU:H	3:M:507:GOL:H2	1.87	0.40
1:O:421:LEU:HA	5:O:708:HOH:O	2.20	0.40
1:P:221:LEU:HD12	1:P:221:LEU:N	2.36	0.40
1:Q:76:ARG:HD3	5:Q:795:HOH:O	2.21	0.40
1:F:141:MET:HG3	1:F:256:SER:HB2	2.03	0.40
1:F:323:ALA:HB1	1:F:326:SER:HB2	2.02	0.40
1:F:405:GLU:O	5:F:630:HOH:O	2.22	0.40
1:G:163:GLU:OE2	5:G:624:HOH:O	2.22	0.40
1:G:185:ASP:HA	1:G:243:VAL:HG11	2.02	0.40
1:I:7:VAL:HG22	1:M:148:GLN:OE1	2.22	0.40
1:A:227:ASP:HA	1:A:228:PRO:HD2	1.75	0.40
1:C:402:ARG:NH2	2:C:504:SO4:S	2.81	0.40
3:C:506:GOL:O3	5:C:619:HOH:O	2.20	0.40
1:D:402:ARG:NE	5:D:695:HOH:O	2.54	0.40
1:E:188:GLU:HG2	1:E:236:LYS:HZ3	1.85	0.40
1:E:235:GLY:H	3:E:504:GOL:H31	1.86	0.40
1:I:239:ILE:HB	1:I:240:PRO:HD3	2.04	0.40
1:J:165:PRO:HB2	5:J:717:HOH:O	2.22	0.40
1:L:412:THR:OG1	1:L:415:MET:HG3	2.22	0.40
1:N:349:ARG:HG3	1:N:366:LYS:HE3	2.03	0.40
1:R:120:ASP:N	1:R:120:ASP:OD1	2.54	0.40
3:D:507:GOL:O2	5:D:623:HOH:O	2.22	0.40
1:E:8:GLN:HG3	5:E:769:HOH:O	2.22	0.40

*Continued on next page...*



*Continued from previous page...*

Atom-1	Atom-2	Interatomic distance (Å)	Clash overlap (Å)
1:E:186:PHE:N	5:E:603:HOH:O	1.93	0.40
1:E:331:ASP:O	1:E:347:GLY:HA2	2.21	0.40
1:E:366:LYS:HE2	5:E:854:HOH:O	2.21	0.40
1:F:178:ASN:HD21	1:F:182:GLU:HB2	1.87	0.40
1:G:187:ILE:HG21	1:G:190:PRO:HB3	2.03	0.40
1:H:46:ARG:HH11	1:H:46:ARG:HD3	1.78	0.40
1:K:405:GLU:OE1	1:K:405:GLU:N	2.39	0.40
1:L:220:ALA:O	5:L:618:HOH:O	2.22	0.40
1:L:400:ARG:HE	1:L:421:LEU:C	2.24	0.40
1:O:146:MET:HG3	1:O:251:HIS:CD2	2.56	0.40
1:O:159:ILE:HD12	1:O:183:ILE:HD12	2.04	0.40
1:P:139:TYR:OH	1:P:209:ILE:HD11	2.22	0.40
1:Q:76:ARG:NH1	5:Q:635:HOH:O	2.54	0.40
1:Q:166:ARG:O	1:Q:193:PRO:HG2	2.21	0.40
1:R:233:ASP:O	1:R:237:ASP:HB2	2.22	0.40
1:Z:193:PRO:HA	1:Z:194:PRO:HD2	1.96	0.40
1:Z:242:ILE:HG13	1:Z:242:ILE:H	1.63	0.40
1:T:26:ARG:HD2	5:T:1034:HOH:O	2.22	0.40
1:T:250:ALA:HB3	5:T:708:HOH:O	2.21	0.40

All (54) symmetry-related close contacts are listed below. The label for Atom-2 includes the symmetry operator and encoded unit-cell translations to be applied.

Atom-1	Atom-2	Interatomic distance (Å)	Clash overlap (Å)
5:D:685:HOH:O	5:P:674:HOH:O[1_455]	1.78	0.42
5:F:791:HOH:O	5:Q:952:HOH:O[1_565]	1.78	0.42
5:E:981:HOH:O	5:M:969:HOH:O[1_655]	1.81	0.39
5:L:1026:HOH:O	5:N:871:HOH:O[1_444]	1.81	0.39
5:E:981:HOH:O	5:M:629:HOH:O[1_655]	1.84	0.36
5:F:636:HOH:O	5:Q:981:HOH:O[1_565]	1.87	0.33
5:A:907:HOH:O	5:G:780:HOH:O[1_455]	1.89	0.31
5:F:1119:HOH:O	5:Q:1245:HOH:O[1_565]	1.92	0.28
5:G:740:HOH:O	5:O:905:HOH:O[1_565]	1.92	0.28
5:L:1034:HOH:O	5:N:1054:HOH:O[1_444]	1.92	0.28
5:A:1041:HOH:O	5:G:931:HOH:O[1_455]	1.93	0.27
5:F:880:HOH:O	5:R:665:HOH:O[1_565]	1.93	0.27
5:E:948:HOH:O	5:R:725:HOH:O[1_565]	1.94	0.26
5:J:1115:HOH:O	5:R:1061:HOH:O[1_455]	1.95	0.25
5:H:851:HOH:O	5:Z:781:HOH:O[1_655]	1.96	0.24
5:G:1070:HOH:O	5:O:988:HOH:O[1_565]	1.97	0.23

*Continued on next page...*

*Continued from previous page...*

Atom-1	Atom-2	Interatomic distance (Å)	Clash overlap (Å)
5:I:743:HOH:O	5:T:919:HOH:O[1_656]	1.98	0.22
5:H:922:HOH:O	5:P:989:HOH:O[1_565]	1.99	0.21
5:E:611:HOH:O	5:R:954:HOH:O[1_565]	2.01	0.19
5:E:769:HOH:O	5:Q:1135:HOH:O[1_565]	2.01	0.19
5:C:916:HOH:O	5:Q:1063:HOH:O[1_455]	2.02	0.18
5:E:1063:HOH:O	5:Q:1221:HOH:O[1_565]	2.03	0.17
5:E:1128:HOH:O	5:R:979:HOH:O[1_565]	2.03	0.17
5:G:741:HOH:O	5:O:763:HOH:O[1_565]	2.03	0.17
5:E:691:HOH:O	5:Q:1013:HOH:O[1_565]	2.04	0.16
5:F:747:HOH:O	5:Q:852:HOH:O[1_565]	2.04	0.16
5:K:629:HOH:O	5:O:828:HOH:O[1_455]	2.05	0.15
5:A:792:HOH:O	5:G:993:HOH:O[1_455]	2.06	0.14
5:E:1151:HOH:O	5:R:1111:HOH:O[1_565]	2.07	0.13
5:F:1173:HOH:O	5:Q:1165:HOH:O[1_565]	2.07	0.13
5:L:645:HOH:O	5:N:782:HOH:O[1_444]	2.07	0.13
5:G:707:HOH:O	5:P:939:HOH:O[1_565]	2.08	0.12
5:E:617:HOH:O	5:R:824:HOH:O[1_565]	2.09	0.11
5:E:611:HOH:O	5:R:945:HOH:O[1_565]	2.10	0.10
5:H:810:HOH:O	5:P:665:HOH:O[1_565]	2.10	0.10
5:H:985:HOH:O	5:O:933:HOH:O[1_565]	2.10	0.10
5:K:1059:HOH:O	5:O:1073:HOH:O[1_455]	2.11	0.09
5:F:889:HOH:O	5:Q:1130:HOH:O[1_565]	2.12	0.08
5:F:940:HOH:O	5:Q:843:HOH:O[1_565]	2.12	0.08
5:F:940:HOH:O	5:Q:851:HOH:O[1_565]	2.12	0.08
5:H:1032:HOH:O	5:O:673:HOH:O[1_565]	2.12	0.08
5:G:858:HOH:O	5:O:707:HOH:O[1_565]	2.13	0.07
5:E:690:HOH:O	5:Q:752:HOH:O[1_565]	2.14	0.06
5:F:722:HOH:O	5:Q:706:HOH:O[1_565]	2.14	0.06
5:K:658:HOH:O	5:O:770:HOH:O[1_455]	2.16	0.04
1:Q:12:ARG:NH2	5:E:606:HOH:O[1_545]	2.17	0.03
5:D:1124:HOH:O	5:P:1009:HOH:O[1_455]	2.18	0.02
5:H:867:HOH:O	5:P:803:HOH:O[1_565]	2.18	0.02
5:H:871:HOH:O	5:O:939:HOH:O[1_565]	2.18	0.02
5:H:945:HOH:O	5:P:1074:HOH:O[1_565]	2.18	0.02
5:K:1049:HOH:O	5:O:900:HOH:O[1_455]	2.18	0.02
5:E:758:HOH:O	5:M:971:HOH:O[1_655]	2.19	0.01
1:R:12:ARG:NH2	5:F:609:HOH:O[1_545]	2.19	0.01
5:J:1096:HOH:O	5:R:1061:HOH:O[1_455]	2.19	0.01

## 5.3 Torsion angles [i](#)

### 5.3.1 Protein backbone [i](#)

In the following table, the Percentiles column shows the percent Ramachandran outliers of the chain as a percentile score with respect to all X-ray entries followed by that with respect to entries of similar resolution.

The Analysed column shows the number of residues for which the backbone conformation was analysed, and the total number of residues.

Mol	Chain	Analysed	Favoured	Allowed	Outliers	Percentiles	
1	A	403/415 (97%)	387 (96%)	16 (4%)	0	100	100
1	B	410/415 (99%)	391 (95%)	18 (4%)	1 (0%)	47	29
1	C	409/415 (99%)	393 (96%)	14 (3%)	2 (0%)	29	12
1	D	405/415 (98%)	387 (96%)	18 (4%)	0	100	100
1	E	404/415 (97%)	387 (96%)	16 (4%)	1 (0%)	47	29
1	F	407/415 (98%)	387 (95%)	16 (4%)	4 (1%)	15	4
1	G	406/415 (98%)	392 (97%)	14 (3%)	0	100	100
1	H	407/415 (98%)	390 (96%)	16 (4%)	1 (0%)	47	29
1	I	408/415 (98%)	393 (96%)	13 (3%)	2 (0%)	29	12
1	J	406/415 (98%)	392 (97%)	13 (3%)	1 (0%)	47	29
1	K	404/415 (97%)	383 (95%)	18 (4%)	3 (1%)	22	8
1	L	405/415 (98%)	388 (96%)	14 (4%)	3 (1%)	22	8
1	M	408/415 (98%)	392 (96%)	15 (4%)	1 (0%)	47	29
1	N	408/415 (98%)	391 (96%)	16 (4%)	1 (0%)	47	29
1	O	402/415 (97%)	384 (96%)	16 (4%)	2 (0%)	29	12
1	P	407/415 (98%)	389 (96%)	13 (3%)	5 (1%)	13	3
1	Q	407/415 (98%)	394 (97%)	10 (2%)	3 (1%)	22	8
1	R	409/415 (99%)	394 (96%)	14 (3%)	1 (0%)	47	29
1	T	406/415 (98%)	393 (97%)	12 (3%)	1 (0%)	47	29
1	Z	402/415 (97%)	386 (96%)	16 (4%)	0	100	100
All	All	8123/8300 (98%)	7793 (96%)	298 (4%)	32 (0%)	34	17

All (32) Ramachandran outliers are listed below:

Mol	Chain	Res	Type
1	B	98	ALA

*Continued on next page...*

*Continued from previous page...*

Mol	Chain	Res	Type
1	E	98	ALA
1	F	106	GLN
1	L	106	GLN
1	O	370	HIS
1	P	420	ASP
1	R	106	GLN
1	C	420	ASP
1	K	419	LEU
1	L	70	LYS
1	P	102	VAL
1	P	106	GLN
1	F	420	ASP
1	K	107	TRP
1	N	315	ASP
1	O	98	ALA
1	P	104	GLU
1	F	99	SER
1	H	420	ASP
1	I	420	ASP
1	Q	98	ALA
1	F	68	GLN
1	I	314	HIS
1	K	108	TYR
1	C	314	HIS
1	Q	314	HIS
1	T	314	HIS
1	Q	293	ILE
1	M	271	VAL
1	P	271	VAL
1	J	271	VAL
1	L	271	VAL

### 5.3.2 Protein sidechains [i](#)

In the following table, the Percentiles column shows the percent sidechain outliers of the chain as a percentile score with respect to all X-ray entries followed by that with respect to entries of similar resolution.

The Analysed column shows the number of residues for which the sidechain conformation was analysed, and the total number of residues.

*Continued on next page...*

*Continued from previous page...*

Mol	Chain	Analysed	Rotameric	Outliers	Percentiles	
1	A	336/347 (97%)	336 (100%)	0	100	100
1	B	341/347 (98%)	338 (99%)	3 (1%)	78	67
1	C	339/347 (98%)	338 (100%)	1 (0%)	92	89
1	D	338/347 (97%)	337 (100%)	1 (0%)	92	89
1	E	338/347 (97%)	335 (99%)	3 (1%)	78	67
1	F	338/347 (97%)	334 (99%)	4 (1%)	71	56
1	G	339/347 (98%)	335 (99%)	4 (1%)	71	56
1	H	339/347 (98%)	336 (99%)	3 (1%)	78	67
1	I	338/347 (97%)	335 (99%)	3 (1%)	78	67
1	J	339/347 (98%)	335 (99%)	4 (1%)	71	56
1	K	338/347 (97%)	334 (99%)	4 (1%)	71	56
1	L	338/347 (97%)	333 (98%)	5 (2%)	65	49
1	M	342/347 (99%)	337 (98%)	5 (2%)	65	49
1	N	339/347 (98%)	333 (98%)	6 (2%)	59	40
1	O	336/347 (97%)	331 (98%)	5 (2%)	65	49
1	P	338/347 (97%)	335 (99%)	3 (1%)	78	67
1	Q	339/347 (98%)	335 (99%)	4 (1%)	71	56
1	R	339/347 (98%)	336 (99%)	3 (1%)	78	67
1	T	338/347 (97%)	335 (99%)	3 (1%)	78	67
1	Z	339/347 (98%)	335 (99%)	4 (1%)	71	56
All	All	6771/6940 (98%)	6703 (99%)	68 (1%)	78	63

All (68) residues with a non-rotameric sidechain are listed below:

Mol	Chain	Res	Type
1	B	185	ASP
1	B	412[A]	THR
1	B	412[B]	THR
1	C	177	VAL
1	D	177	VAL
1	E	233	ASP
1	E	412[A]	THR
1	E	412[B]	THR

*Continued on next page...*

*Continued from previous page...*

<b>Mol</b>	<b>Chain</b>	<b>Res</b>	<b>Type</b>
1	F	177	VAL
1	F	233	ASP
1	F	367	ILE
1	F	420	ASP
1	G	167	MET
1	G	177	VAL
1	G	185	ASP
1	G	367	ILE
1	H	177	VAL
1	H	275	ASP
1	H	421	LEU
1	I	177	VAL
1	I	257	CYS
1	I	282	ILE
1	J	72	HIS
1	J	177	VAL
1	J	412[A]	THR
1	J	412[B]	THR
1	K	177	VAL
1	K	200	GLU
1	K	260	SER
1	K	282	ILE
1	L	70	LYS
1	L	109	GLU
1	L	179	GLU
1	L	221	LEU
1	L	256	SER
1	M	177	VAL
1	M	313	VAL
1	M	343	LEU
1	M	412[A]	THR
1	M	412[B]	THR
1	N	151	VAL
1	N	177	VAL
1	N	238	ILE
1	N	317	GLU
1	N	412[A]	THR
1	N	412[B]	THR
1	O	187	ILE
1	O	221	LEU
1	O	313	VAL
1	O	343	LEU

*Continued on next page...*

*Continued from previous page...*

Mol	Chain	Res	Type
1	O	370	HIS
1	P	177	VAL
1	P	313	VAL
1	P	317	GLU
1	Q	119	ILE
1	Q	177	VAL
1	Q	187	ILE
1	Q	221	LEU
1	R	221	LEU
1	R	259	ARG
1	R	313	VAL
1	Z	123	GLU
1	Z	177	VAL
1	Z	412[A]	THR
1	Z	412[B]	THR
1	T	215	LYS
1	T	244	GLU
1	T	313	VAL

Sometimes sidechains can be flipped to improve hydrogen bonding and reduce clashes. All (23) such sidechains are listed below:

Mol	Chain	Res	Type
1	B	79	GLN
1	B	245	HIS
1	C	68	GLN
1	D	79	GLN
1	D	176	HIS
1	E	79	GLN
1	E	213	HIS
1	F	106	GLN
1	G	176	HIS
1	I	106	GLN
1	I	370	HIS
1	J	72	HIS
1	K	213	HIS
1	L	79	GLN
1	L	245	HIS
1	L	370	HIS
1	O	213	HIS
1	O	370	HIS
1	P	351	ASN
1	Q	370	HIS

*Continued on next page...*

*Continued from previous page...*

Mol	Chain	Res	Type
1	Z	245	HIS
1	T	72	HIS
1	T	380	HIS

### 5.3.3 RNA [i](#)

There are no RNA molecules in this entry.

### 5.4 Non-standard residues in protein, DNA, RNA chains [i](#)

There are no non-standard protein/DNA/RNA residues in this entry.

### 5.5 Carbohydrates [i](#)

There are no monosaccharides in this entry.

### 5.6 Ligand geometry [i](#)

132 ligands are modelled in this entry.

In the following table, the Counts columns list the number of bonds (or angles) for which Mogul statistics could be retrieved, the number of bonds (or angles) that are observed in the model and the number of bonds (or angles) that are defined in the Chemical Component Dictionary. The Link column lists molecule types, if any, to which the group is linked. The Z score for a bond length (or angle) is the number of standard deviations the observed value is removed from the expected value. A bond length (or angle) with  $|Z| > 2$  is considered an outlier worth inspection. RMSZ is the root-mean-square of all Z scores of the bond lengths (or angles).

Mol	Type	Chain	Res	Link	Bond lengths			Bond angles		
					Counts	RMSZ	# Z  > 2	Counts	RMSZ	# Z  > 2
4	9X7	A	506	-	7,7,7	2.71	2 (28%)	7,8,8	3.37	4 (57%)
4	9X7	O	508	-	7,7,7	2.74	1 (14%)	7,8,8	3.42	4 (57%)
2	SO4	I	502	-	4,4,4	0.18	0	6,6,6	0.17	0
3	GOL	N	505	-	5,5,5	0.39	0	5,5,5	0.61	0
3	GOL	D	505	-	5,5,5	0.50	0	5,5,5	0.52	0
3	GOL	J	504	-	5,5,5	0.46	0	5,5,5	0.52	0
2	SO4	Z	503	-	4,4,4	0.17	0	6,6,6	0.20	0
2	SO4	E	503	-	4,4,4	0.18	0	6,6,6	0.11	0
2	SO4	Q	502	-	4,4,4	0.19	0	6,6,6	0.28	0
2	SO4	R	503	-	4,4,4	0.16	0	6,6,6	0.24	0



Mol	Type	Chain	Res	Link	Bond lengths			Bond angles		
					Counts	RMSZ	# Z  > 2	Counts	RMSZ	# Z  > 2
2	SO4	G	503	-	4,4,4	0.17	0	6,6,6	0.11	0
2	SO4	O	502	-	4,4,4	0.23	0	6,6,6	0.25	0
4	9X7	F	503	-	7,7,7	2.66	2 (28%)	7,8,8	2.35	3 (42%)
2	SO4	N	502	-	4,4,4	0.15	0	6,6,6	0.19	0
2	SO4	A	501	-	4,4,4	0.19	0	6,6,6	0.26	0
2	SO4	D	503	-	4,4,4	0.15	0	6,6,6	0.13	0
3	GOL	N	504	-	5,5,5	0.47	0	5,5,5	0.65	0
3	GOL	C	508	-	5,5,5	0.43	0	5,5,5	0.53	0
2	SO4	L	502	-	4,4,4	0.20	0	6,6,6	0.21	0
3	GOL	J	507	-	5,5,5	0.33	0	5,5,5	0.56	0
4	9X7	D	508[A]	-	7,7,7	2.68	2 (28%)	7,8,8	2.11	1 (14%)
2	SO4	T	504	-	4,4,4	0.16	0	6,6,6	0.09	0
3	GOL	T	505	-	5,5,5	0.41	0	5,5,5	0.37	0
2	SO4	R	502	-	4,4,4	0.19	0	6,6,6	0.19	0
4	9X7	L	507	-	7,7,7	2.57	2 (28%)	7,8,8	2.51	2 (28%)
3	GOL	K	505	-	5,5,5	0.32	0	5,5,5	0.40	0
3	GOL	K	504	-	5,5,5	0.43	0	5,5,5	0.72	0
2	SO4	C	502	-	4,4,4	0.21	0	6,6,6	0.32	0
2	SO4	A	504	-	4,4,4	0.14	0	6,6,6	0.18	0
3	GOL	Q	510	-	5,5,5	0.46	0	5,5,5	0.46	0
2	SO4	M	503	-	4,4,4	0.14	0	6,6,6	0.19	0
3	GOL	B	504	-	5,5,5	0.38	0	5,5,5	0.26	0
3	GOL	D	506	-	5,5,5	0.38	0	5,5,5	0.23	0
2	SO4	Q	508	-	4,4,4	0.16	0	6,6,6	0.27	0
2	SO4	K	502	-	4,4,4	0.17	0	6,6,6	0.19	0
2	SO4	H	501	-	4,4,4	0.15	0	6,6,6	0.25	0
2	SO4	Q	507	-	4,4,4	0.16	0	6,6,6	0.17	0
3	GOL	J	505	-	5,5,5	0.45	0	5,5,5	0.65	0
2	SO4	K	503	-	4,4,4	0.13	0	6,6,6	0.21	0
2	SO4	R	501	-	4,4,4	0.17	0	6,6,6	0.36	0
3	GOL	P	506	-	5,5,5	0.37	0	5,5,5	0.62	0
3	GOL	M	507	-	5,5,5	0.45	0	5,5,5	0.47	0
3	GOL	B	505	-	5,5,5	0.46	0	5,5,5	0.59	0
2	SO4	C	503	-	4,4,4	0.16	0	6,6,6	0.10	0
3	GOL	I	507	-	5,5,5	0.46	0	5,5,5	0.46	0
2	SO4	O	503	-	4,4,4	0.19	0	6,6,6	0.08	0
4	9X7	Z	506	-	7,7,7	2.58	1 (14%)	7,8,8	2.50	3 (42%)
2	SO4	E	502	-	4,4,4	0.16	0	6,6,6	0.26	0
2	SO4	N	501	-	4,4,4	0.14	0	6,6,6	0.35	0
2	SO4	J	503	-	4,4,4	0.13	0	6,6,6	0.26	0
3	GOL	R	507	-	5,5,5	0.48	0	5,5,5	0.79	0
3	GOL	R	509	-	5,5,5	0.44	0	5,5,5	0.86	0

Mol	Type	Chain	Res	Link	Bond lengths			Bond angles		
					Counts	RMSZ	# Z  > 2	Counts	RMSZ	# Z  > 2
2	SO4	Z	502	-	4,4,4	0.19	0	6,6,6	0.23	0
4	9X7	M	508	-	7,7,7	2.61	1 (14%)	7,8,8	2.36	2 (28%)
2	SO4	B	501	-	4,4,4	0.17	0	6,6,6	0.29	0
2	SO4	D	504	-	4,4,4	0.16	0	6,6,6	0.17	0
2	SO4	I	504	-	4,4,4	0.16	0	6,6,6	0.06	0
2	SO4	Q	503	-	4,4,4	0.17	0	6,6,6	0.16	0
2	SO4	Q	505	-	4,4,4	0.13	0	6,6,6	0.13	0
3	GOL	O	506	-	5,5,5	0.36	0	5,5,5	0.17	0
4	9X7	D	508[B]	-	7,7,7	2.42	1 (14%)	7,8,8	2.59	3 (42%)
2	SO4	T	502	-	4,4,4	0.15	0	6,6,6	0.18	0
3	GOL	G	505	-	5,5,5	0.41	0	5,5,5	0.12	0
3	GOL	H	503	-	5,5,5	0.39	0	5,5,5	0.45	0
2	SO4	M	501	-	4,4,4	0.17	0	6,6,6	0.35	0
2	SO4	N	503	-	4,4,4	0.16	0	6,6,6	0.17	0
3	GOL	C	505	-	5,5,5	0.61	0	5,5,5	0.64	0
2	SO4	D	502	-	4,4,4	0.15	0	6,6,6	0.41	0
3	GOL	I	505	-	5,5,5	0.47	0	5,5,5	0.34	0
2	SO4	R	505	-	4,4,4	0.14	0	6,6,6	0.15	0
2	SO4	M	502	-	4,4,4	0.21	0	6,6,6	0.21	0
2	SO4	J	502	-	4,4,4	0.31	0	6,6,6	0.24	0
2	SO4	Z	501	-	4,4,4	0.20	0	6,6,6	0.21	0
2	SO4	T	503	-	4,4,4	0.14	0	6,6,6	0.13	0
2	SO4	B	502	-	4,4,4	0.22	0	6,6,6	0.27	0
3	GOL	C	507	-	5,5,5	0.46	0	5,5,5	0.48	0
3	GOL	P	505	-	5,5,5	0.50	0	5,5,5	0.63	0
3	GOL	C	506	-	5,5,5	0.42	0	5,5,5	0.58	0
2	SO4	C	501	-	4,4,4	0.22	0	6,6,6	0.26	0
2	SO4	I	503	-	4,4,4	0.18	0	6,6,6	0.12	0
2	SO4	T	501	-	4,4,4	0.20	0	6,6,6	0.37	0
3	GOL	L	506	-	5,5,5	0.33	0	5,5,5	0.35	0
4	9X7	I	508	-	7,7,7	2.49	2 (28%)	7,8,8	2.08	1 (14%)
2	SO4	E	501	-	4,4,4	0.19	0	6,6,6	0.31	0
2	SO4	R	504	-	4,4,4	0.18	0	6,6,6	0.17	0
4	9X7	G	506	-	7,7,7	2.68	2 (28%)	7,8,8	2.54	1 (14%)
2	SO4	A	503	-	4,4,4	0.18	0	6,6,6	0.21	0
2	SO4	P	504	-	4,4,4	0.14	0	6,6,6	0.19	0
2	SO4	J	501	-	4,4,4	0.18	0	6,6,6	0.29	0
3	GOL	E	504	-	5,5,5	0.42	0	5,5,5	0.73	0
4	9X7	R	511	-	7,7,7	2.70	2 (28%)	7,8,8	2.67	3 (42%)
2	SO4	Q	506	-	4,4,4	0.10	0	6,6,6	0.16	0
3	GOL	I	506	-	5,5,5	0.39	0	5,5,5	0.29	0
3	GOL	G	504	-	5,5,5	0.40	0	5,5,5	0.32	0

Mol	Type	Chain	Res	Link	Bond lengths			Bond angles		
					Counts	RMSZ	# Z  > 2	Counts	RMSZ	# Z  > 2
2	SO4	P	501	-	4,4,4	0.18	0	6,6,6	0.18	0
2	SO4	L	501	-	4,4,4	0.19	0	6,6,6	0.18	0
2	SO4	Q	504	-	4,4,4	0.20	0	6,6,6	0.23	0
2	SO4	L	503	-	4,4,4	0.13	0	6,6,6	0.17	0
2	SO4	D	501	-	4,4,4	0.15	0	6,6,6	0.13	0
3	GOL	J	506	-	5,5,5	0.47	0	5,5,5	0.75	0
3	GOL	L	505	-	5,5,5	0.42	0	5,5,5	0.27	0
3	GOL	Q	511	-	5,5,5	0.31	0	5,5,5	0.74	0
3	GOL	A	505	-	5,5,5	0.57	0	5,5,5	0.62	0
3	GOL	R	508	-	5,5,5	0.32	0	5,5,5	0.45	0
3	GOL	B	506	-	5,5,5	0.43	0	5,5,5	0.28	0
2	SO4	L	504	-	4,4,4	0.14	0	6,6,6	0.14	0
2	SO4	F	501	-	4,4,4	0.15	0	6,6,6	0.15	0
2	SO4	F	502	-	4,4,4	0.18	0	6,6,6	0.31	0
3	GOL	O	507	-	5,5,5	0.41	0	5,5,5	0.41	0
2	SO4	G	501	-	4,4,4	0.18	0	6,6,6	0.33	0
2	SO4	I	501	-	4,4,4	0.21	0	6,6,6	0.29	0
3	GOL	D	507	-	5,5,5	0.42	0	5,5,5	0.51	0
2	SO4	A	502	-	4,4,4	0.14	0	6,6,6	0.13	0
3	GOL	M	505	-	5,5,5	0.44	0	5,5,5	0.72	0
3	GOL	M	504	-	5,5,5	0.45	0	5,5,5	0.32	0
2	SO4	B	503	-	4,4,4	0.17	0	6,6,6	0.23	0
2	SO4	Q	501	-	4,4,4	0.19	0	6,6,6	0.32	0
2	SO4	H	502	-	4,4,4	0.12	0	6,6,6	0.26	0
3	GOL	R	510	-	5,5,5	0.35	0	5,5,5	1.05	0
2	SO4	C	504	-	4,4,4	0.17	0	6,6,6	0.29	0
3	GOL	Z	505	-	5,5,5	0.47	0	5,5,5	0.49	0
3	GOL	Z	504	-	5,5,5	0.52	0	5,5,5	0.68	0
2	SO4	P	503	-	4,4,4	0.21	0	6,6,6	0.28	0
3	GOL	M	506	-	5,5,5	0.43	0	5,5,5	0.27	0
2	SO4	O	501	-	4,4,4	0.18	0	6,6,6	0.14	0
2	SO4	O	505	-	4,4,4	0.19	0	6,6,6	0.19	0
2	SO4	O	504	-	4,4,4	0.13	0	6,6,6	0.06	0
2	SO4	P	502	-	4,4,4	0.21	0	6,6,6	0.21	0
2	SO4	R	506	-	4,4,4	0.17	0	6,6,6	0.30	0
2	SO4	G	502	-	4,4,4	0.16	0	6,6,6	0.22	0
3	GOL	Q	509	-	5,5,5	0.38	0	5,5,5	0.39	0
2	SO4	K	501	-	4,4,4	0.18	0	6,6,6	0.35	0

In the following table, the Chirals column lists the number of chiral outliers, the number of chiral centers analysed, the number of these observed in the model and the number defined in the Chemical Component Dictionary. Similar counts are reported in the Torsion and Rings columns. '-' means no outliers of that kind were identified.

Mol	Type	Chain	Res	Link	Chirals	Torsions	Rings
4	9X7	A	506	-	-	4/7/7/7	-
4	9X7	O	508	-	-	2/7/7/7	-
3	GOL	Q	510	-	-	4/4/4/4	-
3	GOL	B	504	-	-	2/4/4/4	-
3	GOL	D	506	-	-	0/4/4/4	-
3	GOL	N	505	-	-	0/4/4/4	-
3	GOL	J	506	-	-	2/4/4/4	-
3	GOL	L	505	-	-	4/4/4/4	-
3	GOL	C	505	-	-	2/4/4/4	-
3	GOL	D	505	-	-	2/4/4/4	-
3	GOL	I	505	-	-	2/4/4/4	-
3	GOL	Q	511	-	-	3/4/4/4	-
3	GOL	A	505	-	-	3/4/4/4	-
3	GOL	J	504	-	-	2/4/4/4	-
3	GOL	R	508	-	-	3/4/4/4	-
3	GOL	B	506	-	-	2/4/4/4	-
3	GOL	J	505	-	-	2/4/4/4	-
3	GOL	P	506	-	-	4/4/4/4	-
3	GOL	C	507	-	-	2/4/4/4	-
3	GOL	M	507	-	-	0/4/4/4	-
3	GOL	P	505	-	-	3/4/4/4	-
3	GOL	B	505	-	-	0/4/4/4	-
3	GOL	C	506	-	-	2/4/4/4	-
3	GOL	O	507	-	-	2/4/4/4	-
4	9X7	F	503	-	-	5/7/7/7	-
3	GOL	I	507	-	-	4/4/4/4	-
3	GOL	D	507	-	-	1/4/4/4	-
3	GOL	L	506	-	-	2/4/4/4	-
3	GOL	M	505	-	-	4/4/4/4	-
3	GOL	M	504	-	-	0/4/4/4	-
3	GOL	N	504	-	-	2/4/4/4	-
4	9X7	I	508	-	-	4/7/7/7	-
4	9X7	Z	506	-	-	3/7/7/7	-
4	9X7	G	506	-	-	2/7/7/7	-
3	GOL	C	508	-	-	2/4/4/4	-
3	GOL	R	507	-	-	2/4/4/4	-

*Continued on next page...*

*Continued from previous page...*

Mol	Type	Chain	Res	Link	Chirals	Torsions	Rings
3	GOL	J	507	-	-	2/4/4/4	-
4	9X7	D	508[A]	-	-	2/7/7/7	-
3	GOL	R	509	-	-	3/4/4/4	-
3	GOL	E	504	-	-	2/4/4/4	-
4	9X7	R	511	-	-	5/7/7/7	-
3	GOL	R	510	-	-	1/4/4/4	-
4	9X7	M	508	-	-	3/7/7/7	-
3	GOL	T	505	-	-	4/4/4/4	-
3	GOL	Z	505	-	-	4/4/4/4	-
3	GOL	Z	504	-	-	2/4/4/4	-
3	GOL	O	506	-	-	0/4/4/4	-
3	GOL	M	506	-	-	4/4/4/4	-
3	GOL	I	506	-	-	4/4/4/4	-
4	9X7	D	508[B]	-	-	2/7/7/7	-
4	9X7	L	507	-	-	4/7/7/7	-
3	GOL	G	505	-	-	2/4/4/4	-
3	GOL	G	504	-	-	1/4/4/4	-
3	GOL	H	503	-	-	2/4/4/4	-
3	GOL	K	505	-	-	2/4/4/4	-
3	GOL	K	504	-	-	0/4/4/4	-
3	GOL	Q	509	-	-	4/4/4/4	-

All (18) bond length outliers are listed below:

Mol	Chain	Res	Type	Atoms	Z	Observed(Å)	Ideal(Å)
4	O	508	9X7	O1-C3	6.86	1.46	1.33
4	A	506	9X7	O1-C3	6.75	1.46	1.33
4	R	511	9X7	O1-C3	6.72	1.46	1.33
4	D	508[A]	9X7	O1-C3	6.61	1.45	1.33
4	G	506	9X7	O1-C3	6.59	1.45	1.33
4	F	503	9X7	O1-C3	6.51	1.45	1.33
4	M	508	9X7	O1-C3	6.45	1.45	1.33
4	Z	506	9X7	O1-C3	6.40	1.45	1.33
4	L	507	9X7	O1-C3	6.32	1.45	1.33
4	I	508	9X7	O1-C3	6.07	1.45	1.33
4	D	508[B]	9X7	O1-C3	5.92	1.44	1.33
4	F	503	9X7	C4-C3	-2.32	1.44	1.54
4	G	506	9X7	C4-C3	-2.26	1.45	1.54

*Continued on next page...*

*Continued from previous page...*

Mol	Chain	Res	Type	Atoms	Z	Observed(Å)	Ideal(Å)
4	I	508	9X7	C4-C3	-2.26	1.45	1.54
4	L	507	9X7	C4-C3	-2.12	1.45	1.54
4	D	508[A]	9X7	C4-C3	-2.11	1.45	1.54
4	A	506	9X7	C4-C3	-2.04	1.46	1.54
4	R	511	9X7	C4-C3	-2.03	1.46	1.54

All (27) bond angle outliers are listed below:

Mol	Chain	Res	Type	Atoms	Z	Observed(°)	Ideal(°)
4	O	508	9X7	O1-C3-C4	7.28	123.01	111.44
4	A	506	9X7	O1-C3-C4	7.20	122.90	111.44
4	R	511	9X7	O1-C3-C4	5.79	120.64	111.44
4	G	506	9X7	O1-C3-C4	5.71	120.52	111.44
4	L	507	9X7	O1-C3-C4	5.62	120.39	111.44
4	M	508	9X7	O1-C3-C4	5.28	119.84	111.44
4	Z	506	9X7	O1-C3-C4	5.27	119.83	111.44
4	D	508[B]	9X7	O1-C3-C4	5.25	119.79	111.44
4	D	508[A]	9X7	O1-C3-C4	4.59	118.75	111.44
4	I	508	9X7	O1-C3-C4	4.48	118.56	111.44
4	F	503	9X7	C2-O1-C3	4.47	124.43	116.50
4	A	506	9X7	C2-O1-C3	3.49	122.69	116.50
4	O	508	9X7	C2-O1-C3	3.42	122.57	116.50
4	D	508[B]	9X7	C2-O1-C3	3.33	122.40	116.50
4	F	503	9X7	O1-C3-C4	3.11	116.39	111.44
4	O	508	9X7	O2-C3-C4	-2.93	117.84	122.10
4	Z	506	9X7	C2-O1-C3	2.79	121.44	116.50
4	D	508[B]	9X7	O1-C3-O2	-2.70	118.47	123.34
4	R	511	9X7	C2-O1-C3	2.68	121.26	116.50
4	Z	506	9X7	O1-C3-O2	-2.61	118.63	123.34
4	A	506	9X7	O1-C3-O2	-2.60	118.66	123.34
4	A	506	9X7	O2-C3-C4	-2.52	118.44	122.10
4	M	508	9X7	O1-C3-O2	-2.41	119.00	123.34
4	O	508	9X7	O1-C3-O2	-2.34	119.13	123.34
4	L	507	9X7	O1-C3-O2	-2.23	119.32	123.34
4	R	511	9X7	O1-C3-O2	-2.13	119.49	123.34
4	F	503	9X7	O3-C4-C5	2.01	124.20	119.73

There are no chirality outliers.

All (136) torsion outliers are listed below:

Mol	Chain	Res	Type	Atoms
3	A	505	GOL	C1-C2-C3-O3

*Continued on next page...*

*Continued from previous page...*

Mol	Chain	Res	Type	Atoms
3	A	505	GOL	O2-C2-C3-O3
3	B	506	GOL	O1-C1-C2-O2
3	B	506	GOL	O1-C1-C2-C3
3	C	506	GOL	O1-C1-C2-C3
3	C	507	GOL	C1-C2-C3-O3
3	C	508	GOL	O1-C1-C2-C3
3	E	504	GOL	O1-C1-C2-C3
3	I	506	GOL	O1-C1-C2-C3
3	I	506	GOL	C1-C2-C3-O3
3	I	507	GOL	O1-C1-C2-C3
3	I	507	GOL	C1-C2-C3-O3
3	J	504	GOL	O1-C1-C2-C3
3	J	506	GOL	O1-C1-C2-C3
3	J	507	GOL	O1-C1-C2-C3
3	K	505	GOL	C1-C2-C3-O3
3	K	505	GOL	O2-C2-C3-O3
3	L	505	GOL	O1-C1-C2-C3
3	L	505	GOL	C1-C2-C3-O3
3	L	506	GOL	O1-C1-C2-C3
3	M	505	GOL	C1-C2-C3-O3
3	N	504	GOL	O1-C1-C2-O2
3	O	507	GOL	C1-C2-C3-O3
3	P	505	GOL	C1-C2-C3-O3
3	P	506	GOL	O1-C1-C2-C3
3	Q	509	GOL	O1-C1-C2-C3
3	Q	510	GOL	O1-C1-C2-C3
3	Q	510	GOL	C1-C2-C3-O3
3	Q	510	GOL	O2-C2-C3-O3
3	Q	511	GOL	O1-C1-C2-C3
3	R	507	GOL	O1-C1-C2-C3
3	R	508	GOL	O1-C1-C2-C3
3	R	509	GOL	O1-C1-C2-C3
3	Z	504	GOL	O1-C1-C2-C3
3	Z	505	GOL	O1-C1-C2-C3
3	Z	505	GOL	C1-C2-C3-O3
3	T	505	GOL	O1-C1-C2-C3
4	A	506	9X7	C4-C3-O1-C2
4	A	506	9X7	O2-C3-O1-C2
4	D	508[A]	9X7	C4-C3-O1-C2
4	D	508[A]	9X7	O2-C3-O1-C2
4	D	508[B]	9X7	C4-C3-O1-C2
4	G	506	9X7	C4-C3-O1-C2

*Continued on next page...*

*Continued from previous page...*

Mol	Chain	Res	Type	Atoms
4	I	508	9X7	C4-C3-O1-C2
4	L	507	9X7	C4-C3-O1-C2
4	L	507	9X7	O2-C3-O1-C2
4	M	508	9X7	C4-C3-O1-C2
4	M	508	9X7	O2-C3-O1-C2
4	O	508	9X7	C4-C3-O1-C2
4	O	508	9X7	O2-C3-O1-C2
4	R	511	9X7	C4-C3-O1-C2
4	R	511	9X7	O2-C3-O1-C2
4	Z	506	9X7	C4-C3-O1-C2
4	Z	506	9X7	O2-C3-O1-C2
4	D	508[B]	9X7	O2-C3-O1-C2
4	G	506	9X7	O2-C3-O1-C2
4	I	508	9X7	O2-C3-O1-C2
4	F	503	9X7	C4-C3-O1-C2
4	F	503	9X7	C1-C2-O1-C3
3	O	507	GOL	O2-C2-C3-O3
3	Q	509	GOL	O1-C1-C2-O2
3	Q	511	GOL	O1-C1-C2-O2
3	Z	504	GOL	O1-C1-C2-O2
3	G	504	GOL	O1-C1-C2-C3
3	G	505	GOL	O1-C1-C2-C3
3	H	503	GOL	C1-C2-C3-O3
3	M	505	GOL	O1-C1-C2-C3
3	M	506	GOL	O1-C1-C2-C3
3	M	506	GOL	C1-C2-C3-O3
3	N	504	GOL	O1-C1-C2-C3
3	P	505	GOL	O1-C1-C2-C3
3	Q	509	GOL	C1-C2-C3-O3
3	R	509	GOL	C1-C2-C3-O3
3	T	505	GOL	C1-C2-C3-O3
3	C	506	GOL	O1-C1-C2-O2
3	E	504	GOL	O1-C1-C2-O2
3	G	505	GOL	O1-C1-C2-O2
3	H	503	GOL	O2-C2-C3-O3
3	I	506	GOL	O2-C2-C3-O3
3	I	507	GOL	O1-C1-C2-O2
3	I	507	GOL	O2-C2-C3-O3
3	J	504	GOL	O1-C1-C2-O2
3	J	506	GOL	O1-C1-C2-O2
3	J	507	GOL	O1-C1-C2-O2
3	L	505	GOL	O2-C2-C3-O3

*Continued on next page...*



*Continued from previous page...*

Mol	Chain	Res	Type	Atoms
3	L	506	GOL	O1-C1-C2-O2
3	M	506	GOL	O1-C1-C2-O2
3	M	506	GOL	O2-C2-C3-O3
3	P	506	GOL	O1-C1-C2-O2
3	Q	510	GOL	O1-C1-C2-O2
3	R	509	GOL	O1-C1-C2-O2
3	Z	505	GOL	O1-C1-C2-O2
3	Z	505	GOL	O2-C2-C3-O3
3	T	505	GOL	O1-C1-C2-O2
4	F	503	9X7	O2-C3-O1-C2
3	C	507	GOL	O2-C2-C3-O3
3	C	508	GOL	O1-C1-C2-O2
3	I	506	GOL	O1-C1-C2-O2
3	L	505	GOL	O1-C1-C2-O2
3	T	505	GOL	O2-C2-C3-O3
3	P	506	GOL	C1-C2-C3-O3
3	M	505	GOL	O2-C2-C3-O3
3	R	507	GOL	O1-C1-C2-O2
3	R	508	GOL	O1-C1-C2-O2
4	A	506	9X7	O2-C3-C4-C5
3	B	504	GOL	O1-C1-C2-O2
3	J	505	GOL	O1-C1-C2-O2
3	P	505	GOL	O2-C2-C3-O3
3	D	505	GOL	O1-C1-C2-C3
3	M	505	GOL	O1-C1-C2-O2
3	A	505	GOL	O1-C1-C2-C3
3	C	505	GOL	O1-C1-C2-C3
3	D	507	GOL	C1-C2-C3-O3
3	I	505	GOL	C1-C2-C3-O3
4	R	511	9X7	C1-C2-O1-C3
3	C	505	GOL	O1-C1-C2-O2
3	I	505	GOL	O2-C2-C3-O3
3	P	506	GOL	O2-C2-C3-O3
3	R	510	GOL	O2-C2-C3-O3
4	A	506	9X7	O1-C3-C4-C5
4	F	503	9X7	O1-C3-C4-C5
4	F	503	9X7	O2-C3-C4-C5
4	I	508	9X7	O2-C3-C4-C5
4	L	507	9X7	O1-C3-C4-C5
4	L	507	9X7	O2-C3-C4-C5
4	R	511	9X7	O1-C3-C4-C5
4	R	511	9X7	O2-C3-C4-C5

*Continued on next page...*

*Continued from previous page...*

Mol	Chain	Res	Type	Atoms
4	Z	506	9X7	C1-C2-O1-C3
3	D	505	GOL	O1-C1-C2-O2
3	Q	509	GOL	O2-C2-C3-O3
3	R	508	GOL	O2-C2-C3-O3
4	I	508	9X7	C1-C2-O1-C3
4	M	508	9X7	C1-C2-O1-C3
3	B	504	GOL	O1-C1-C2-C3
3	J	505	GOL	O1-C1-C2-C3
3	Q	511	GOL	O2-C2-C3-O3

There are no ring outliers.

61 monomers are involved in 112 short contacts:

Mol	Chain	Res	Type	Clashes	Symm-Clashes
4	A	506	9X7	2	0
4	O	508	9X7	1	0
2	I	502	SO4	1	0
3	N	505	GOL	3	0
2	R	503	SO4	1	0
2	G	503	SO4	1	0
2	A	501	SO4	2	0
3	J	507	GOL	2	0
3	K	505	GOL	2	0
3	K	504	GOL	5	0
2	C	502	SO4	1	0
2	A	504	SO4	1	0
3	Q	510	GOL	2	0
2	Q	508	SO4	3	0
2	K	502	SO4	2	0
3	J	505	GOL	2	0
3	P	506	GOL	1	0
3	M	507	GOL	2	0
3	B	505	GOL	1	0
2	O	503	SO4	1	0
3	R	507	GOL	1	0
3	R	509	GOL	6	0
4	M	508	9X7	1	0
2	I	504	SO4	1	0
2	Q	503	SO4	1	0
3	O	506	GOL	1	0
3	G	505	GOL	2	0
3	H	503	GOL	1	0

*Continued on next page...*

*Continued from previous page...*

Mol	Chain	Res	Type	Clashes	Symm-Clashes
2	D	502	SO4	1	0
3	I	505	GOL	3	0
2	R	505	SO4	2	0
2	J	502	SO4	1	0
2	T	503	SO4	1	0
3	C	507	GOL	4	0
3	C	506	GOL	1	0
2	E	501	SO4	1	0
2	P	504	SO4	1	0
3	E	504	GOL	1	0
4	R	511	9X7	2	0
3	I	506	GOL	2	0
2	L	501	SO4	1	0
2	Q	504	SO4	1	0
3	J	506	GOL	3	0
3	L	505	GOL	1	0
3	Q	511	GOL	2	0
3	A	505	GOL	4	0
3	B	506	GOL	2	0
2	G	501	SO4	1	0
3	D	507	GOL	2	0
3	M	505	GOL	1	0
3	M	504	GOL	1	0
2	B	503	SO4	1	0
2	H	502	SO4	4	0
2	C	504	SO4	4	0
3	Z	505	GOL	4	0
2	P	503	SO4	2	0
3	M	506	GOL	3	0
2	O	505	SO4	1	0
2	R	506	SO4	3	0
2	G	502	SO4	1	0
3	Q	509	GOL	1	0

## 5.7 Other polymers [i](#)

There are no such residues in this entry.

## 5.8 Polymer linkage issues [i](#)

There are no chain breaks in this entry.

## 6 Fit of model and data [i](#)

### 6.1 Protein, DNA and RNA chains [i](#)

In the following table, the column labelled ‘#RSRZ> 2’ contains the number (and percentage) of RSRZ outliers, followed by percent RSRZ outliers for the chain as percentile scores relative to all X-ray entries and entries of similar resolution. The OWAB column contains the minimum, median, 95<sup>th</sup> percentile and maximum values of the occupancy-weighted average B-factor per residue. The column labelled ‘Q< 0.9’ lists the number of (and percentage) of residues with an average occupancy less than 0.9.

Mol	Chain	Analysed	<RSRZ>	#RSRZ>2	OWAB(Å <sup>2</sup> )	Q<0.9
1	A	407/415 (98%)	-0.55	3 (0%) 87 92	11, 22, 44, 66	0
1	B	412/415 (99%)	-0.55	5 (1%) 79 84	10, 21, 43, 72	0
1	C	412/415 (99%)	-0.54	3 (0%) 87 92	8, 19, 39, 78	0
1	D	410/415 (98%)	-0.58	4 (0%) 82 87	12, 21, 39, 75	0
1	E	411/415 (99%)	-0.50	10 (2%) 59 65	11, 22, 44, 72	0
1	F	411/415 (99%)	-0.53	5 (1%) 79 84	10, 22, 43, 74	0
1	G	411/415 (99%)	-0.47	5 (1%) 79 84	11, 22, 46, 72	0
1	H	410/415 (98%)	-0.50	4 (0%) 82 87	12, 23, 46, 66	0
1	I	412/415 (99%)	-0.52	7 (1%) 70 77	10, 21, 43, 72	0
1	J	410/415 (98%)	-0.57	2 (0%) 91 93	9, 18, 34, 70	0
1	K	408/415 (98%)	-0.45	6 (1%) 73 80	11, 23, 46, 75	0
1	L	410/415 (98%)	-0.55	3 (0%) 87 92	12, 22, 43, 68	0
1	M	410/415 (98%)	-0.55	4 (0%) 82 87	9, 21, 41, 72	0
1	N	411/415 (99%)	-0.51	6 (1%) 73 80	11, 22, 44, 74	0
1	O	408/415 (98%)	-0.51	5 (1%) 79 84	11, 23, 43, 65	0
1	P	413/415 (99%)	-0.50	5 (1%) 79 84	10, 22, 43, 84	0
1	Q	410/415 (98%)	-0.57	3 (0%) 87 92	9, 18, 37, 63	0
1	R	412/415 (99%)	-0.54	7 (1%) 70 77	8, 18, 38, 85	0
1	T	409/415 (98%)	-0.51	2 (0%) 91 93	11, 21, 44, 63	0
1	Z	408/415 (98%)	-0.56	3 (0%) 87 92	12, 22, 43, 72	0
All	All	8205/8300 (98%)	-0.53	92 (1%) 80 86	8, 21, 43, 85	0

All (92) RSRZ outliers are listed below:

Mol	Chain	Res	Type	RSRZ
1	P	103	SER	8.9
1	C	105	THR	7.9
1	P	105	THR	6.8
1	M	420	ASP	6.7
1	F	100	GLN	6.2
1	N	420	ASP	6.1
1	F	105	THR	6.0
1	R	106	GLN	6.0
1	D	421	LEU	5.4
1	G	104	GLU	5.2
1	I	99	SER	4.6
1	N	421	LEU	4.6
1	D	420	ASP	4.5
1	K	420	ASP	4.5
1	R	420	ASP	4.4
1	O	99	SER	4.2
1	P	421	LEU	4.2
1	E	98	ALA	4.1
1	C	104	GLU	4.1
1	E	104	GLU	4.1
1	R	103	SER	4.0
1	K	229	THR	4.0
1	E	105	THR	3.9
1	E	101	ARG	3.9
1	I	105	THR	3.9
1	R	421	LEU	3.8
1	T	7	VAL	3.8
1	E	106	GLN	3.7
1	O	421	LEU	3.7
1	T	421	LEU	3.7
1	E	421	LEU	3.6
1	R	107	TRP	3.6
1	A	105	THR	3.5
1	M	101	ARG	3.4
1	K	105	THR	3.4
1	M	7	VAL	3.4
1	Z	421	LEU	3.4
1	B	421	LEU	3.3
1	Z	420	ASP	3.3
1	G	7	VAL	3.3
1	F	99	SER	3.2
1	H	421	LEU	3.2
1	I	107	TRP	3.1

*Continued on next page...*

*Continued from previous page...*

<b>Mol</b>	<b>Chain</b>	<b>Res</b>	<b>Type</b>	<b>RSRZ</b>
1	P	420	ASP	3.1
1	N	106	GLN	3.0
1	K	421	LEU	3.0
1	Q	100	GLN	3.0
1	O	420	ASP	3.0
1	N	245	HIS	3.0
1	P	101	ARG	3.0
1	I	106	GLN	2.8
1	J	420	ASP	2.8
1	F	106	GLN	2.8
1	D	105	THR	2.8
1	K	107	TRP	2.8
1	B	100	GLN	2.8
1	I	421	LEU	2.8
1	F	420	ASP	2.8
1	R	99	SER	2.7
1	G	420	ASP	2.7
1	I	102	VAL	2.7
1	O	216	PHE	2.6
1	A	7	VAL	2.6
1	K	241	TYR	2.6
1	Q	420	ASP	2.5
1	B	420	ASP	2.4
1	N	99	SER	2.4
1	D	106	GLN	2.4
1	Z	226	ALA	2.4
1	N	7	VAL	2.4
1	H	229	THR	2.4
1	E	107	TRP	2.4
1	B	107	TRP	2.3
1	C	107	TRP	2.2
1	G	101	ARG	2.2
1	L	106	GLN	2.2
1	J	105	THR	2.2
1	R	105	THR	2.2
1	Q	101	ARG	2.2
1	O	98	ALA	2.2
1	E	184	ILE	2.2
1	G	243	VAL	2.2
1	M	421	LEU	2.2
1	H	99	SER	2.1
1	L	100	GLN	2.1

*Continued on next page...*

*Continued from previous page...*

Mol	Chain	Res	Type	RSRZ
1	B	7	VAL	2.1
1	I	420	ASP	2.1
1	L	23	ARG	2.1
1	A	241	TYR	2.1
1	H	7	VAL	2.0
1	E	7	VAL	2.0
1	E	420	ASP	2.0

## 6.2 Non-standard residues in protein, DNA, RNA chains [i](#)

There are no non-standard protein/DNA/RNA residues in this entry.

## 6.3 Carbohydrates [i](#)

There are no monosaccharides in this entry.

## 6.4 Ligands [i](#)

In the following table, the Atoms column lists the number of modelled atoms in the group and the number defined in the chemical component dictionary. The B-factors column lists the minimum, median, 95<sup>th</sup> percentile and maximum values of B factors of atoms in the group. The column labelled 'Q<0.9' lists the number of atoms with occupancy less than 0.9.

Mol	Type	Chain	Res	Atoms	RSCC	RSR	B-factors(Å <sup>2</sup> )	Q<0.9
3	GOL	Q	511	6/6	0.86	0.15	34,40,41,45	0
3	GOL	Z	505	6/6	0.89	0.13	29,35,44,48	0
3	GOL	O	506	6/6	0.90	0.29	31,40,41,42	0
3	GOL	B	504	6/6	0.91	0.14	39,42,43,44	0
3	GOL	A	505	6/6	0.91	0.11	31,32,43,46	0
3	GOL	R	508	6/6	0.93	0.17	34,36,40,40	0
3	GOL	P	505	6/6	0.93	0.12	20,31,39,39	0
3	GOL	J	504	6/6	0.94	0.08	26,29,35,40	0
3	GOL	K	505	6/6	0.94	0.08	23,29,33,33	0
3	GOL	N	505	6/6	0.94	0.08	31,32,39,43	0
2	SO4	G	503	5/5	0.94	0.08	47,50,54,57	0
3	GOL	B	506	6/6	0.94	0.08	26,34,36,39	0
3	GOL	C	506	6/6	0.94	0.08	24,26,30,37	0
3	GOL	C	508	6/6	0.94	0.10	33,35,38,39	0
3	GOL	R	510	6/6	0.94	0.08	21,22,25,26	0
3	GOL	I	507	6/6	0.94	0.08	23,26,30,32	0

*Continued on next page...*

*Continued from previous page...*

Mol	Type	Chain	Res	Atoms	RSCC	RSR	B-factors(Å <sup>2</sup> )	Q<0.9
4	9X7	R	511	8/8	0.94	0.12	23,27,42,45	0
3	GOL	L	505	6/6	0.95	0.08	19,27,34,35	0
3	GOL	M	504	6/6	0.95	0.12	27,29,31,34	0
3	GOL	M	507	6/6	0.95	0.09	22,29,32,35	0
3	GOL	N	504	6/6	0.95	0.09	24,26,28,35	0
3	GOL	E	504	6/6	0.95	0.12	20,37,48,50	0
3	GOL	G	505	6/6	0.95	0.13	16,35,41,45	0
3	GOL	C	507	6/6	0.95	0.10	20,27,33,35	0
3	GOL	P	506	6/6	0.95	0.07	31,35,39,40	0
2	SO4	R	505	5/5	0.95	0.14	53,60,62,66	0
3	GOL	J	505	6/6	0.95	0.07	18,21,29,31	0
3	GOL	R	509	6/6	0.95	0.08	18,25,28,30	0
3	GOL	J	506	6/6	0.95	0.15	22,32,42,47	0
3	GOL	J	507	6/6	0.95	0.11	22,26,30,38	0
3	GOL	T	505	6/6	0.95	0.11	27,29,37,44	0
4	9X7	G	506	8/8	0.95	0.11	15,20,39,39	0
4	9X7	O	508	8/8	0.95	0.10	27,32,44,50	0
3	GOL	D	505	6/6	0.95	0.09	28,32,37,40	0
2	SO4	I	504	5/5	0.96	0.12	56,56,57,58	0
2	SO4	L	504	5/5	0.96	0.09	37,39,42,43	0
3	GOL	O	507	6/6	0.96	0.07	25,32,38,42	0
3	GOL	B	505	6/6	0.96	0.09	16,25,32,44	0
3	GOL	D	507	6/6	0.96	0.09	21,22,32,37	0
3	GOL	K	504	6/6	0.96	0.14	24,33,33,40	0
2	SO4	Q	508	5/5	0.96	0.14	53,58,60,66	0
3	GOL	C	505	6/6	0.96	0.07	21,22,25,26	0
3	GOL	L	506	6/6	0.96	0.11	25,26,35,44	0
3	GOL	Z	504	6/6	0.96	0.07	21,25,29,31	0
3	GOL	H	503	6/6	0.96	0.07	35,38,44,48	0
3	GOL	M	505	6/6	0.96	0.08	24,32,36,41	0
4	9X7	F	503	8/8	0.96	0.10	20,23,30,32	0
3	GOL	M	506	6/6	0.96	0.10	26,31,32,33	0
3	GOL	I	505	6/6	0.96	0.08	25,27,28,36	0
2	SO4	D	503	5/5	0.96	0.09	36,40,47,50	0
4	9X7	Z	506	8/8	0.96	0.09	14,24,42,47	0
2	SO4	Q	503	5/5	0.97	0.08	24,28,41,42	0
2	SO4	E	503	5/5	0.97	0.08	33,34,45,48	0
2	SO4	J	503	5/5	0.97	0.06	42,43,49,55	0
3	GOL	I	506	6/6	0.97	0.09	25,36,41,41	0
2	SO4	K	503	5/5	0.97	0.07	37,44,48,54	0
2	SO4	L	503	5/5	0.97	0.12	32,38,46,49	0
4	9X7	A	506	8/8	0.97	0.10	15,25,34,37	0

*Continued on next page...*



*Continued from previous page...*

Mol	Type	Chain	Res	Atoms	RSCC	RSR	B-factors( $\text{\AA}^2$ )	Q<0.9
2	SO4	C	504	5/5	0.97	0.12	47,51,52,59	0
3	GOL	Q	509	6/6	0.97	0.08	24,27,34,41	0
4	9X7	I	508	8/8	0.97	0.08	13,16,30,32	0
4	9X7	L	507	8/8	0.97	0.12	16,19,43,46	0
4	9X7	M	508	8/8	0.97	0.13	18,23,38,44	0
3	GOL	Q	510	6/6	0.97	0.09	25,27,28,32	0
2	SO4	P	504	5/5	0.97	0.07	30,33,35,37	0
3	GOL	R	507	6/6	0.97	0.06	17,28,32,35	0
2	SO4	D	504	5/5	0.98	0.06	43,51,53,53	0
4	9X7	D	508[A]	8/8	0.98	0.12	12,13,22,27	8
4	9X7	D	508[B]	8/8	0.98	0.12	10,14,22,27	8
2	SO4	Q	506	5/5	0.98	0.12	30,34,37,42	0
3	GOL	G	504	6/6	0.98	0.07	23,24,27,28	0
2	SO4	M	503	5/5	0.98	0.05	21,32,35,36	0
2	SO4	N	503	5/5	0.98	0.08	22,24,29,34	0
2	SO4	T	504	5/5	0.98	0.08	43,45,46,48	0
2	SO4	O	505	5/5	0.98	0.07	28,33,36,36	0
2	SO4	I	503	5/5	0.98	0.07	22,26,35,45	0
3	GOL	D	506	6/6	0.98	0.05	17,18,22,23	0
2	SO4	O	504	5/5	0.99	0.05	37,38,40,41	0
2	SO4	E	501	5/5	0.99	0.06	20,21,21,24	0
2	SO4	P	503	5/5	0.99	0.07	20,21,28,32	0
2	SO4	A	504	5/5	0.99	0.07	34,38,40,42	0
2	SO4	Q	502	5/5	0.99	0.06	17,19,20,21	0
2	SO4	F	502	5/5	0.99	0.07	20,20,25,26	0
2	SO4	Q	504	5/5	0.99	0.04	17,23,26,28	0
2	SO4	Q	505	5/5	0.99	0.09	41,43,46,46	0
2	SO4	B	501	5/5	0.99	0.06	22,23,24,25	0
2	SO4	Q	507	5/5	0.99	0.08	26,26,29,34	0
2	SO4	H	501	5/5	0.99	0.07	17,20,22,22	0
2	SO4	R	501	5/5	0.99	0.08	18,18,22,23	0
2	SO4	R	502	5/5	0.99	0.06	17,18,21,21	0
2	SO4	R	503	5/5	0.99	0.06	15,22,27,31	0
2	SO4	R	504	5/5	0.99	0.09	27,29,33,35	0
2	SO4	H	502	5/5	0.99	0.05	20,25,28,29	0
2	SO4	R	506	5/5	0.99	0.06	35,38,42,42	0
2	SO4	Z	501	5/5	0.99	0.07	20,24,27,29	0
2	SO4	Z	502	5/5	0.99	0.07	18,20,27,27	0
2	SO4	Z	503	5/5	0.99	0.06	21,28,36,36	0
2	SO4	T	501	5/5	0.99	0.08	17,19,19,24	0
2	SO4	T	503	5/5	0.99	0.06	22,29,32,37	0
2	SO4	I	501	5/5	0.99	0.05	18,21,24,25	0

*Continued on next page...*

Continued from previous page...

Mol	Type	Chain	Res	Atoms	RSCC	RSR	B-factors(Å <sup>2</sup> )	Q<0.9
2	SO4	I	502	5/5	0.99	0.06	17,19,25,26	0
2	SO4	B	503	5/5	0.99	0.04	25,29,32,33	0
2	SO4	C	501	5/5	0.99	0.09	17,19,21,24	0
2	SO4	J	502	5/5	0.99	0.07	16,21,22,22	0
2	SO4	C	502	5/5	0.99	0.08	20,20,22,24	0
2	SO4	K	501	5/5	0.99	0.09	20,22,23,23	0
2	SO4	K	502	5/5	0.99	0.06	19,21,25,26	0
2	SO4	C	503	5/5	0.99	0.05	24,27,35,37	0
2	SO4	L	501	5/5	0.99	0.07	19,21,23,24	0
2	SO4	A	501	5/5	0.99	0.06	23,26,27,28	0
2	SO4	D	502	5/5	0.99	0.06	20,22,25,25	0
2	SO4	A	502	5/5	0.99	0.04	21,28,29,31	0
2	SO4	N	501	5/5	0.99	0.06	26,27,28,36	0
2	SO4	N	502	5/5	0.99	0.06	21,23,24,25	0
2	SO4	A	503	5/5	0.99	0.07	19,30,33,36	0
2	SO4	O	501	5/5	0.99	0.06	23,26,27,32	0
2	SO4	O	503	5/5	0.99	0.08	24,26,37,44	0
2	SO4	T	502	5/5	1.00	0.06	19,20,23,26	0
2	SO4	G	502	5/5	1.00	0.06	23,24,26,26	0
2	SO4	E	502	5/5	1.00	0.06	23,25,26,27	0
2	SO4	O	502	5/5	1.00	0.07	19,21,23,25	0
2	SO4	L	502	5/5	1.00	0.06	19,19,23,24	0
2	SO4	J	501	5/5	1.00	0.09	16,18,19,22	0
2	SO4	B	502	5/5	1.00	0.07	18,19,20,21	0
2	SO4	P	501	5/5	1.00	0.08	21,21,22,24	0
2	SO4	P	502	5/5	1.00	0.07	22,22,24,26	0
2	SO4	M	501	5/5	1.00	0.06	17,19,20,24	0
2	SO4	M	502	5/5	1.00	0.07	16,17,19,20	0
2	SO4	Q	501	5/5	1.00	0.07	15,18,20,22	0
2	SO4	F	501	5/5	1.00	0.06	18,18,20,23	0
2	SO4	D	501	5/5	1.00	0.05	20,22,23,23	0
2	SO4	G	501	5/5	1.00	0.07	20,22,27,27	0

## 6.5 Other polymers [\(i\)](#)

There are no such residues in this entry.