



## wwPDB EM Validation Summary Report ⓘ

Nov 29, 2022 – 03:39 AM EST

PDB ID : 7US6  
EMDB ID : EMD-26727  
Title : Structure of the human coronavirus CCoV-HuPn-2018 spike glycoprotein with domain 0 in the proximal conformation  
Authors : Tortorici, M.A.; Vesler, D.; Seattle Structural Genomics Center for Infectious Disease (SSGCID)  
Deposited on : 2022-04-23  
Resolution : 3.80 Å(reported)

This is a wwPDB EM Validation Summary Report for a publicly released PDB entry.

We welcome your comments at [validation@mail.wwpdb.org](mailto:validation@mail.wwpdb.org)

A user guide is available at

<https://www.wwpdb.org/validation/2017/EMValidationReportHelp>

with specific help available everywhere you see the ⓘ symbol.

The types of validation reports are described at

<http://www.wwpdb.org/validation/2017/FAQs#types>.

---

The following versions of software and data (see [references ⓘ](#)) were used in the production of this report:

EMDB validation analysis : 0.0.1.dev43  
Mogul : 1.8.5 (274361), CSD as541be (2020)  
MolProbity : 4.02b-467  
Percentile statistics : 20191225.v01 (using entries in the PDB archive December 25th 2019)  
MapQ : 1.9.9  
Ideal geometry (proteins) : Engh & Huber (2001)  
Ideal geometry (DNA, RNA) : Parkinson et al. (1996)  
Validation Pipeline (wwPDB-VP) : 2.31.2

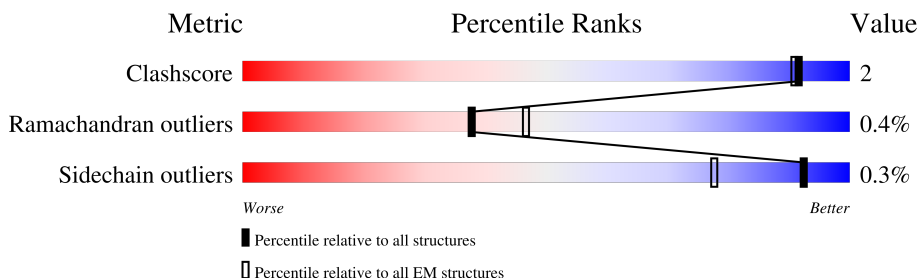
# 1 Overall quality at a glance i

The following experimental techniques were used to determine the structure:

*ELECTRON MICROSCOPY*

The reported resolution of this entry is 3.80 Å.

Percentile scores (ranging between 0-100) for global validation metrics of the entry are shown in the following graphic. The table shows the number of entries on which the scores are based.



Metric	Whole archive (#Entries)	EM structures (#Entries)
Clashscore	158937	4297
Ramachandran outliers	154571	4023
Sidechain outliers	154315	3826

The table below summarises the geometric issues observed across the polymeric chains and their fit to the map. The red, orange, yellow and green segments of the bar indicate the fraction of residues that contain outliers for  $\geq 3$ , 2, 1 and 0 types of geometric quality criteria respectively. A grey segment represents the fraction of residues that are not modelled. The numeric value for each fraction is indicated below the corresponding segment, with a dot representing fractions  $\leq 5\%$ . The upper red bar (where present) indicates the fraction of residues that have poor fit to the EM map (all-atom inclusion  $< 40\%$ ). The numeric value is given above the bar.

Mol	Chain	Length	Quality of chain
1	A	1295	
1	B	1295	
1	C	1295	
2	D	2	
2	F	2	
2	G	2	
2	I	2	
2	J	2	

Continued on next page...

Continued from previous page...

Mol	Chain	Length	Quality of chain
2	K	2	50% 
2	L	2	50% 
2	M	2	100% 
2	O	2	100% 
2	P	2	100% 
2	R	2	100% 
2	S	2	100% 
2	T	2	50% 
2	U	2	100% 
2	W	2	100% 
2	X	2	100% 
2	Z	2	100% 
2	a	2	100% 
2	b	2	50% 
2	c	2	50% 
3	E	5	60% 
3	N	5	60% 
3	V	5	60% 
4	H	3	67% 
4	Q	3	67% 
4	Y	3	67% 

## 2 Entry composition

There are 5 unique types of molecules in this entry. The entry contains 23747 atoms, of which 0 are hydrogens and 0 are deuteriums.

In the tables below, the AltConf column contains the number of residues with at least one atom in alternate conformation and the Trace column contains the number of residues modelled with at most 2 atoms.

- Molecule 1 is a protein called Spike glycoprotein.

Mol	Chain	Residues	Atoms					AltConf	Trace
			Total	C	N	O	S		
1	A	1053	7464	4824	1280	1318	42	0	0
1	B	1053	7409	4793	1280	1295	41	0	0
1	C	1053	7430	4798	1283	1308	41	0	0

There are 399 discrepancies between the modelled and reference sequences:

Chain	Residue	Modelled	Actual	Comment	Reference
A	32	HIS	-	expression tag	UNP A0A8E6CMP0
A	33	TRP	-	expression tag	UNP A0A8E6CMP0
A	34	ASN	-	expression tag	UNP A0A8E6CMP0
A	35	LEU	-	expression tag	UNP A0A8E6CMP0
A	36	ILE	-	expression tag	UNP A0A8E6CMP0
A	37	GLU	-	expression tag	UNP A0A8E6CMP0
A	38	ASN	-	expression tag	UNP A0A8E6CMP0
A	39	PHE	-	expression tag	UNP A0A8E6CMP0
A	40	LEU	-	expression tag	UNP A0A8E6CMP0
A	41	LEU	-	expression tag	UNP A0A8E6CMP0
A	42	ASN	-	expression tag	UNP A0A8E6CMP0
A	43	TYR	-	expression tag	UNP A0A8E6CMP0
A	44	SER	-	expression tag	UNP A0A8E6CMP0
A	45	ILE	-	expression tag	UNP A0A8E6CMP0
A	46	ARG	-	expression tag	UNP A0A8E6CMP0
A	47	LEU	-	expression tag	UNP A0A8E6CMP0
A	48	PRO	-	expression tag	UNP A0A8E6CMP0
A	49	PRO	-	expression tag	UNP A0A8E6CMP0
A	50	ASN	-	expression tag	UNP A0A8E6CMP0
A	51	SER	-	expression tag	UNP A0A8E6CMP0
A	52	ASP	-	expression tag	UNP A0A8E6CMP0
A	53	VAL	-	expression tag	UNP A0A8E6CMP0
A	54	VAL	-	expression tag	UNP A0A8E6CMP0
A	55	LEU	-	expression tag	UNP A0A8E6CMP0

*Continued on next page...*

*Continued from previous page...*

Chain	Residue	Modelled	Actual	Comment	Reference
A	56	GLY	-	expression tag	UNP A0A8E6CMP0
A	57	ASP	-	expression tag	UNP A0A8E6CMP0
A	58	TYR	-	expression tag	UNP A0A8E6CMP0
A	59	PHE	-	expression tag	UNP A0A8E6CMP0
A	60	PRO	-	expression tag	UNP A0A8E6CMP0
A	61	THR	-	expression tag	UNP A0A8E6CMP0
A	62	VAL	-	expression tag	UNP A0A8E6CMP0
A	190	GLN	-	expression tag	UNP A0A8E6CMP0
A	191	PRO	-	expression tag	UNP A0A8E6CMP0
A	192	TRP	-	expression tag	UNP A0A8E6CMP0
A	193	PHE	-	expression tag	UNP A0A8E6CMP0
A	194	ASN	-	expression tag	UNP A0A8E6CMP0
A	195	CYS	-	expression tag	UNP A0A8E6CMP0
A	196	ILE	-	expression tag	UNP A0A8E6CMP0
A	197	ARG	-	expression tag	UNP A0A8E6CMP0
A	198	ASN	-	expression tag	UNP A0A8E6CMP0
A	199	ASN	-	expression tag	UNP A0A8E6CMP0
A	200	ASN	-	expression tag	UNP A0A8E6CMP0
A	201	ASN	-	expression tag	UNP A0A8E6CMP0
A	202	SER	-	expression tag	UNP A0A8E6CMP0
A	203	LEU	-	expression tag	UNP A0A8E6CMP0
A	204	TYR	-	expression tag	UNP A0A8E6CMP0
A	207	MET	LEU	conflict	UNP A0A8E6CMP0
A	208	GLU	GLY	conflict	UNP A0A8E6CMP0
A	209	ASN	ASP	conflict	UNP A0A8E6CMP0
A	210	LEU	MET	conflict	UNP A0A8E6CMP0
A	211	LYS	ARG	conflict	UNP A0A8E6CMP0
A	213	LEU	THR	conflict	UNP A0A8E6CMP0
A	214	TYR	THR	conflict	UNP A0A8E6CMP0
A	215	TRP	LEU	conflict	UNP A0A8E6CMP0
A	216	ASP	GLN	conflict	UNP A0A8E6CMP0
A	217	TYR	THR	conflict	UNP A0A8E6CMP0
A	219	THR	GLY	conflict	UNP A0A8E6CMP0
A	220	GLU	ALA	conflict	UNP A0A8E6CMP0
A	221	ASN	LEU	conflict	UNP A0A8E6CMP0
A	222	ILE	VAL	conflict	UNP A0A8E6CMP0
A	223	THR	ASP	conflict	UNP A0A8E6CMP0
A	224	SER	LEU	conflict	UNP A0A8E6CMP0
A	225	ASP	TRP	conflict	UNP A0A8E6CMP0
A	226	HIS	TRP	conflict	UNP A0A8E6CMP0
A	227	ARG	PHE	conflict	UNP A0A8E6CMP0
A	228	GLN	ASN	conflict	UNP A0A8E6CMP0

*Continued on next page...*

*Continued from previous page...*

Chain	Residue	Modelled	Actual	Comment	Reference
A	1140	PRO	GLU	conflict	UNP A0A8E6CMP0
A	1141	PRO	LEU	conflict	UNP A0A8E6CMP0
A	1388	SER	TRP	conflict	UNP A0A8E6CMP0
A	1389	GLY	PRO	conflict	UNP A0A8E6CMP0
A	1390	GLY	TRP	conflict	UNP A0A8E6CMP0
A	1392	ILE	VAL	conflict	UNP A0A8E6CMP0
A	1393	PRO	-	expression tag	UNP A0A8E6CMP0
A	1394	GLU	-	expression tag	UNP A0A8E6CMP0
A	1395	ALA	-	expression tag	UNP A0A8E6CMP0
A	1396	PRO	-	expression tag	UNP A0A8E6CMP0
A	1397	ARG	-	expression tag	UNP A0A8E6CMP0
A	1398	ASP	-	expression tag	UNP A0A8E6CMP0
A	1399	GLY	-	expression tag	UNP A0A8E6CMP0
A	1400	GLN	-	expression tag	UNP A0A8E6CMP0
A	1401	ALA	-	expression tag	UNP A0A8E6CMP0
A	1402	TYR	-	expression tag	UNP A0A8E6CMP0
A	1403	VAL	-	expression tag	UNP A0A8E6CMP0
A	1404	ARG	-	expression tag	UNP A0A8E6CMP0
A	1405	LYS	-	expression tag	UNP A0A8E6CMP0
A	1406	ASP	-	expression tag	UNP A0A8E6CMP0
A	1407	GLY	-	expression tag	UNP A0A8E6CMP0
A	1408	GLU	-	expression tag	UNP A0A8E6CMP0
A	1409	TRP	-	expression tag	UNP A0A8E6CMP0
A	1410	VAL	-	expression tag	UNP A0A8E6CMP0
A	1411	LEU	-	expression tag	UNP A0A8E6CMP0
A	1412	LEU	-	expression tag	UNP A0A8E6CMP0
A	1413	SER	-	expression tag	UNP A0A8E6CMP0
A	1414	THR	-	expression tag	UNP A0A8E6CMP0
A	1415	PHE	-	expression tag	UNP A0A8E6CMP0
A	1416	LEU	-	expression tag	UNP A0A8E6CMP0
A	1417	VAL	-	expression tag	UNP A0A8E6CMP0
A	1418	PRO	-	expression tag	UNP A0A8E6CMP0
A	1419	ARG	-	expression tag	UNP A0A8E6CMP0
A	1420	GLY	-	expression tag	UNP A0A8E6CMP0
A	1421	SER	-	expression tag	UNP A0A8E6CMP0
A	1422	GLY	-	expression tag	UNP A0A8E6CMP0
A	1423	GLY	-	expression tag	UNP A0A8E6CMP0
A	1424	SER	-	expression tag	UNP A0A8E6CMP0
A	1425	GLY	-	expression tag	UNP A0A8E6CMP0
A	1426	GLY	-	expression tag	UNP A0A8E6CMP0
A	1427	SER	-	expression tag	UNP A0A8E6CMP0
A	1428	GLY	-	expression tag	UNP A0A8E6CMP0

*Continued on next page...*

*Continued from previous page...*

Chain	Residue	Modelled	Actual	Comment	Reference
A	1429	LEU	-	expression tag	UNP A0A8E6CMP0
A	1430	ASN	-	expression tag	UNP A0A8E6CMP0
A	1431	ASP	-	expression tag	UNP A0A8E6CMP0
A	1432	ILE	-	expression tag	UNP A0A8E6CMP0
A	1433	PHE	-	expression tag	UNP A0A8E6CMP0
A	1434	GLU	-	expression tag	UNP A0A8E6CMP0
A	1435	ALA	-	expression tag	UNP A0A8E6CMP0
A	1436	GLN	-	expression tag	UNP A0A8E6CMP0
A	1437	LYS	-	expression tag	UNP A0A8E6CMP0
A	1438	ILE	-	expression tag	UNP A0A8E6CMP0
A	1439	GLU	-	expression tag	UNP A0A8E6CMP0
A	1440	TRP	-	expression tag	UNP A0A8E6CMP0
A	1441	HIS	-	expression tag	UNP A0A8E6CMP0
A	1442	GLU	-	expression tag	UNP A0A8E6CMP0
A	1443	GLY	-	expression tag	UNP A0A8E6CMP0
A	1444	GLY	-	expression tag	UNP A0A8E6CMP0
A	1445	SER	-	expression tag	UNP A0A8E6CMP0
A	1446	HIS	-	expression tag	UNP A0A8E6CMP0
A	1447	HIS	-	expression tag	UNP A0A8E6CMP0
A	1448	HIS	-	expression tag	UNP A0A8E6CMP0
A	1449	HIS	-	expression tag	UNP A0A8E6CMP0
A	1450	HIS	-	expression tag	UNP A0A8E6CMP0
A	1451	HIS	-	expression tag	UNP A0A8E6CMP0
A	1452	HIS	-	expression tag	UNP A0A8E6CMP0
A	1453	HIS	-	expression tag	UNP A0A8E6CMP0
B	32	HIS	-	expression tag	UNP A0A8E6CMP0
B	33	TRP	-	expression tag	UNP A0A8E6CMP0
B	34	ASN	-	expression tag	UNP A0A8E6CMP0
B	35	LEU	-	expression tag	UNP A0A8E6CMP0
B	36	ILE	-	expression tag	UNP A0A8E6CMP0
B	37	GLU	-	expression tag	UNP A0A8E6CMP0
B	38	ASN	-	expression tag	UNP A0A8E6CMP0
B	39	PHE	-	expression tag	UNP A0A8E6CMP0
B	40	LEU	-	expression tag	UNP A0A8E6CMP0
B	41	LEU	-	expression tag	UNP A0A8E6CMP0
B	42	ASN	-	expression tag	UNP A0A8E6CMP0
B	43	TYR	-	expression tag	UNP A0A8E6CMP0
B	44	SER	-	expression tag	UNP A0A8E6CMP0
B	45	ILE	-	expression tag	UNP A0A8E6CMP0
B	46	ARG	-	expression tag	UNP A0A8E6CMP0
B	47	LEU	-	expression tag	UNP A0A8E6CMP0
B	48	PRO	-	expression tag	UNP A0A8E6CMP0

*Continued on next page...*

*Continued from previous page...*

Chain	Residue	Modelled	Actual	Comment	Reference
B	49	PRO	-	expression tag	UNP A0A8E6CMP0
B	50	ASN	-	expression tag	UNP A0A8E6CMP0
B	51	SER	-	expression tag	UNP A0A8E6CMP0
B	52	ASP	-	expression tag	UNP A0A8E6CMP0
B	53	VAL	-	expression tag	UNP A0A8E6CMP0
B	54	VAL	-	expression tag	UNP A0A8E6CMP0
B	55	LEU	-	expression tag	UNP A0A8E6CMP0
B	56	GLY	-	expression tag	UNP A0A8E6CMP0
B	57	ASP	-	expression tag	UNP A0A8E6CMP0
B	58	TYR	-	expression tag	UNP A0A8E6CMP0
B	59	PHE	-	expression tag	UNP A0A8E6CMP0
B	60	PRO	-	expression tag	UNP A0A8E6CMP0
B	61	THR	-	expression tag	UNP A0A8E6CMP0
B	62	VAL	-	expression tag	UNP A0A8E6CMP0
B	190	GLN	-	expression tag	UNP A0A8E6CMP0
B	191	PRO	-	expression tag	UNP A0A8E6CMP0
B	192	TRP	-	expression tag	UNP A0A8E6CMP0
B	193	PHE	-	expression tag	UNP A0A8E6CMP0
B	194	ASN	-	expression tag	UNP A0A8E6CMP0
B	195	CYS	-	expression tag	UNP A0A8E6CMP0
B	196	ILE	-	expression tag	UNP A0A8E6CMP0
B	197	ARG	-	expression tag	UNP A0A8E6CMP0
B	198	ASN	-	expression tag	UNP A0A8E6CMP0
B	199	ASN	-	expression tag	UNP A0A8E6CMP0
B	200	ASN	-	expression tag	UNP A0A8E6CMP0
B	201	ASN	-	expression tag	UNP A0A8E6CMP0
B	202	SER	-	expression tag	UNP A0A8E6CMP0
B	203	LEU	-	expression tag	UNP A0A8E6CMP0
B	204	TYR	-	expression tag	UNP A0A8E6CMP0
B	207	MET	LEU	conflict	UNP A0A8E6CMP0
B	208	GLU	GLY	conflict	UNP A0A8E6CMP0
B	209	ASN	ASP	conflict	UNP A0A8E6CMP0
B	210	LEU	MET	conflict	UNP A0A8E6CMP0
B	211	LYS	ARG	conflict	UNP A0A8E6CMP0
B	213	LEU	THR	conflict	UNP A0A8E6CMP0
B	214	TYR	THR	conflict	UNP A0A8E6CMP0
B	215	TRP	LEU	conflict	UNP A0A8E6CMP0
B	216	ASP	GLN	conflict	UNP A0A8E6CMP0
B	217	TYR	THR	conflict	UNP A0A8E6CMP0
B	219	THR	GLY	conflict	UNP A0A8E6CMP0
B	220	GLU	ALA	conflict	UNP A0A8E6CMP0
B	221	ASN	LEU	conflict	UNP A0A8E6CMP0

*Continued on next page...*



*Continued from previous page...*

Chain	Residue	Modelled	Actual	Comment	Reference
B	222	ILE	VAL	conflict	UNP A0A8E6CMP0
B	223	THR	ASP	conflict	UNP A0A8E6CMP0
B	224	SER	LEU	conflict	UNP A0A8E6CMP0
B	225	ASP	TRP	conflict	UNP A0A8E6CMP0
B	226	HIS	TRP	conflict	UNP A0A8E6CMP0
B	227	ARG	PHE	conflict	UNP A0A8E6CMP0
B	228	GLN	ASN	conflict	UNP A0A8E6CMP0
B	1140	PRO	GLU	conflict	UNP A0A8E6CMP0
B	1141	PRO	LEU	conflict	UNP A0A8E6CMP0
B	1388	SER	TRP	conflict	UNP A0A8E6CMP0
B	1389	GLY	PRO	conflict	UNP A0A8E6CMP0
B	1390	GLY	TRP	conflict	UNP A0A8E6CMP0
B	1392	ILE	VAL	conflict	UNP A0A8E6CMP0
B	1393	PRO	-	expression tag	UNP A0A8E6CMP0
B	1394	GLU	-	expression tag	UNP A0A8E6CMP0
B	1395	ALA	-	expression tag	UNP A0A8E6CMP0
B	1396	PRO	-	expression tag	UNP A0A8E6CMP0
B	1397	ARG	-	expression tag	UNP A0A8E6CMP0
B	1398	ASP	-	expression tag	UNP A0A8E6CMP0
B	1399	GLY	-	expression tag	UNP A0A8E6CMP0
B	1400	GLN	-	expression tag	UNP A0A8E6CMP0
B	1401	ALA	-	expression tag	UNP A0A8E6CMP0
B	1402	TYR	-	expression tag	UNP A0A8E6CMP0
B	1403	VAL	-	expression tag	UNP A0A8E6CMP0
B	1404	ARG	-	expression tag	UNP A0A8E6CMP0
B	1405	LYS	-	expression tag	UNP A0A8E6CMP0
B	1406	ASP	-	expression tag	UNP A0A8E6CMP0
B	1407	GLY	-	expression tag	UNP A0A8E6CMP0
B	1408	GLU	-	expression tag	UNP A0A8E6CMP0
B	1409	TRP	-	expression tag	UNP A0A8E6CMP0
B	1410	VAL	-	expression tag	UNP A0A8E6CMP0
B	1411	LEU	-	expression tag	UNP A0A8E6CMP0
B	1412	LEU	-	expression tag	UNP A0A8E6CMP0
B	1413	SER	-	expression tag	UNP A0A8E6CMP0
B	1414	THR	-	expression tag	UNP A0A8E6CMP0
B	1415	PHE	-	expression tag	UNP A0A8E6CMP0
B	1416	LEU	-	expression tag	UNP A0A8E6CMP0
B	1417	VAL	-	expression tag	UNP A0A8E6CMP0
B	1418	PRO	-	expression tag	UNP A0A8E6CMP0
B	1419	ARG	-	expression tag	UNP A0A8E6CMP0
B	1420	GLY	-	expression tag	UNP A0A8E6CMP0
B	1421	SER	-	expression tag	UNP A0A8E6CMP0

*Continued on next page...*

*Continued from previous page...*

Chain	Residue	Modelled	Actual	Comment	Reference
B	1422	GLY	-	expression tag	UNP A0A8E6CMP0
B	1423	GLY	-	expression tag	UNP A0A8E6CMP0
B	1424	SER	-	expression tag	UNP A0A8E6CMP0
B	1425	GLY	-	expression tag	UNP A0A8E6CMP0
B	1426	GLY	-	expression tag	UNP A0A8E6CMP0
B	1427	SER	-	expression tag	UNP A0A8E6CMP0
B	1428	GLY	-	expression tag	UNP A0A8E6CMP0
B	1429	LEU	-	expression tag	UNP A0A8E6CMP0
B	1430	ASN	-	expression tag	UNP A0A8E6CMP0
B	1431	ASP	-	expression tag	UNP A0A8E6CMP0
B	1432	ILE	-	expression tag	UNP A0A8E6CMP0
B	1433	PHE	-	expression tag	UNP A0A8E6CMP0
B	1434	GLU	-	expression tag	UNP A0A8E6CMP0
B	1435	ALA	-	expression tag	UNP A0A8E6CMP0
B	1436	GLN	-	expression tag	UNP A0A8E6CMP0
B	1437	LYS	-	expression tag	UNP A0A8E6CMP0
B	1438	ILE	-	expression tag	UNP A0A8E6CMP0
B	1439	GLU	-	expression tag	UNP A0A8E6CMP0
B	1440	TRP	-	expression tag	UNP A0A8E6CMP0
B	1441	HIS	-	expression tag	UNP A0A8E6CMP0
B	1442	GLU	-	expression tag	UNP A0A8E6CMP0
B	1443	GLY	-	expression tag	UNP A0A8E6CMP0
B	1444	GLY	-	expression tag	UNP A0A8E6CMP0
B	1445	SER	-	expression tag	UNP A0A8E6CMP0
B	1446	HIS	-	expression tag	UNP A0A8E6CMP0
B	1447	HIS	-	expression tag	UNP A0A8E6CMP0
B	1448	HIS	-	expression tag	UNP A0A8E6CMP0
B	1449	HIS	-	expression tag	UNP A0A8E6CMP0
B	1450	HIS	-	expression tag	UNP A0A8E6CMP0
B	1451	HIS	-	expression tag	UNP A0A8E6CMP0
B	1452	HIS	-	expression tag	UNP A0A8E6CMP0
B	1453	HIS	-	expression tag	UNP A0A8E6CMP0
C	32	HIS	-	expression tag	UNP A0A8E6CMP0
C	33	TRP	-	expression tag	UNP A0A8E6CMP0
C	34	ASN	-	expression tag	UNP A0A8E6CMP0
C	35	LEU	-	expression tag	UNP A0A8E6CMP0
C	36	ILE	-	expression tag	UNP A0A8E6CMP0
C	37	GLU	-	expression tag	UNP A0A8E6CMP0
C	38	ASN	-	expression tag	UNP A0A8E6CMP0
C	39	PHE	-	expression tag	UNP A0A8E6CMP0
C	40	LEU	-	expression tag	UNP A0A8E6CMP0
C	41	LEU	-	expression tag	UNP A0A8E6CMP0

*Continued on next page...*

*Continued from previous page...*

Chain	Residue	Modelled	Actual	Comment	Reference
C	42	ASN	-	expression tag	UNP A0A8E6CMP0
C	43	TYR	-	expression tag	UNP A0A8E6CMP0
C	44	SER	-	expression tag	UNP A0A8E6CMP0
C	45	ILE	-	expression tag	UNP A0A8E6CMP0
C	46	ARG	-	expression tag	UNP A0A8E6CMP0
C	47	LEU	-	expression tag	UNP A0A8E6CMP0
C	48	PRO	-	expression tag	UNP A0A8E6CMP0
C	49	PRO	-	expression tag	UNP A0A8E6CMP0
C	50	ASN	-	expression tag	UNP A0A8E6CMP0
C	51	SER	-	expression tag	UNP A0A8E6CMP0
C	52	ASP	-	expression tag	UNP A0A8E6CMP0
C	53	VAL	-	expression tag	UNP A0A8E6CMP0
C	54	VAL	-	expression tag	UNP A0A8E6CMP0
C	55	LEU	-	expression tag	UNP A0A8E6CMP0
C	56	GLY	-	expression tag	UNP A0A8E6CMP0
C	57	ASP	-	expression tag	UNP A0A8E6CMP0
C	58	TYR	-	expression tag	UNP A0A8E6CMP0
C	59	PHE	-	expression tag	UNP A0A8E6CMP0
C	60	PRO	-	expression tag	UNP A0A8E6CMP0
C	61	THR	-	expression tag	UNP A0A8E6CMP0
C	62	VAL	-	expression tag	UNP A0A8E6CMP0
C	190	GLN	-	expression tag	UNP A0A8E6CMP0
C	191	PRO	-	expression tag	UNP A0A8E6CMP0
C	192	TRP	-	expression tag	UNP A0A8E6CMP0
C	193	PHE	-	expression tag	UNP A0A8E6CMP0
C	194	ASN	-	expression tag	UNP A0A8E6CMP0
C	195	CYS	-	expression tag	UNP A0A8E6CMP0
C	196	ILE	-	expression tag	UNP A0A8E6CMP0
C	197	ARG	-	expression tag	UNP A0A8E6CMP0
C	198	ASN	-	expression tag	UNP A0A8E6CMP0
C	199	ASN	-	expression tag	UNP A0A8E6CMP0
C	200	ASN	-	expression tag	UNP A0A8E6CMP0
C	201	ASN	-	expression tag	UNP A0A8E6CMP0
C	202	SER	-	expression tag	UNP A0A8E6CMP0
C	203	LEU	-	expression tag	UNP A0A8E6CMP0
C	204	TYR	-	expression tag	UNP A0A8E6CMP0
C	207	MET	LEU	conflict	UNP A0A8E6CMP0
C	208	GLU	GLY	conflict	UNP A0A8E6CMP0
C	209	ASN	ASP	conflict	UNP A0A8E6CMP0
C	210	LEU	MET	conflict	UNP A0A8E6CMP0
C	211	LYS	ARG	conflict	UNP A0A8E6CMP0
C	213	LEU	THR	conflict	UNP A0A8E6CMP0

*Continued on next page...*

*Continued from previous page...*

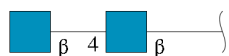
Chain	Residue	Modelled	Actual	Comment	Reference
C	214	TYR	THR	conflict	UNP A0A8E6CMP0
C	215	TRP	LEU	conflict	UNP A0A8E6CMP0
C	216	ASP	GLN	conflict	UNP A0A8E6CMP0
C	217	TYR	THR	conflict	UNP A0A8E6CMP0
C	219	THR	GLY	conflict	UNP A0A8E6CMP0
C	220	GLU	ALA	conflict	UNP A0A8E6CMP0
C	221	ASN	LEU	conflict	UNP A0A8E6CMP0
C	222	ILE	VAL	conflict	UNP A0A8E6CMP0
C	223	THR	ASP	conflict	UNP A0A8E6CMP0
C	224	SER	LEU	conflict	UNP A0A8E6CMP0
C	225	ASP	TRP	conflict	UNP A0A8E6CMP0
C	226	HIS	TRP	conflict	UNP A0A8E6CMP0
C	227	ARG	PHE	conflict	UNP A0A8E6CMP0
C	228	GLN	ASN	conflict	UNP A0A8E6CMP0
C	1140	PRO	GLU	conflict	UNP A0A8E6CMP0
C	1141	PRO	LEU	conflict	UNP A0A8E6CMP0
C	1388	SER	TRP	conflict	UNP A0A8E6CMP0
C	1389	GLY	PRO	conflict	UNP A0A8E6CMP0
C	1390	GLY	TRP	conflict	UNP A0A8E6CMP0
C	1392	ILE	VAL	conflict	UNP A0A8E6CMP0
C	1393	PRO	-	expression tag	UNP A0A8E6CMP0
C	1394	GLU	-	expression tag	UNP A0A8E6CMP0
C	1395	ALA	-	expression tag	UNP A0A8E6CMP0
C	1396	PRO	-	expression tag	UNP A0A8E6CMP0
C	1397	ARG	-	expression tag	UNP A0A8E6CMP0
C	1398	ASP	-	expression tag	UNP A0A8E6CMP0
C	1399	GLY	-	expression tag	UNP A0A8E6CMP0
C	1400	GLN	-	expression tag	UNP A0A8E6CMP0
C	1401	ALA	-	expression tag	UNP A0A8E6CMP0
C	1402	TYR	-	expression tag	UNP A0A8E6CMP0
C	1403	VAL	-	expression tag	UNP A0A8E6CMP0
C	1404	ARG	-	expression tag	UNP A0A8E6CMP0
C	1405	LYS	-	expression tag	UNP A0A8E6CMP0
C	1406	ASP	-	expression tag	UNP A0A8E6CMP0
C	1407	GLY	-	expression tag	UNP A0A8E6CMP0
C	1408	GLU	-	expression tag	UNP A0A8E6CMP0
C	1409	TRP	-	expression tag	UNP A0A8E6CMP0
C	1410	VAL	-	expression tag	UNP A0A8E6CMP0
C	1411	LEU	-	expression tag	UNP A0A8E6CMP0
C	1412	LEU	-	expression tag	UNP A0A8E6CMP0
C	1413	SER	-	expression tag	UNP A0A8E6CMP0
C	1414	THR	-	expression tag	UNP A0A8E6CMP0

*Continued on next page...*

*Continued from previous page...*

Chain	Residue	Modelled	Actual	Comment	Reference
C	1415	PHE	-	expression tag	UNP A0A8E6CMP0
C	1416	LEU	-	expression tag	UNP A0A8E6CMP0
C	1417	VAL	-	expression tag	UNP A0A8E6CMP0
C	1418	PRO	-	expression tag	UNP A0A8E6CMP0
C	1419	ARG	-	expression tag	UNP A0A8E6CMP0
C	1420	GLY	-	expression tag	UNP A0A8E6CMP0
C	1421	SER	-	expression tag	UNP A0A8E6CMP0
C	1422	GLY	-	expression tag	UNP A0A8E6CMP0
C	1423	GLY	-	expression tag	UNP A0A8E6CMP0
C	1424	SER	-	expression tag	UNP A0A8E6CMP0
C	1425	GLY	-	expression tag	UNP A0A8E6CMP0
C	1426	GLY	-	expression tag	UNP A0A8E6CMP0
C	1427	SER	-	expression tag	UNP A0A8E6CMP0
C	1428	GLY	-	expression tag	UNP A0A8E6CMP0
C	1429	LEU	-	expression tag	UNP A0A8E6CMP0
C	1430	ASN	-	expression tag	UNP A0A8E6CMP0
C	1431	ASP	-	expression tag	UNP A0A8E6CMP0
C	1432	ILE	-	expression tag	UNP A0A8E6CMP0
C	1433	PHE	-	expression tag	UNP A0A8E6CMP0
C	1434	GLU	-	expression tag	UNP A0A8E6CMP0
C	1435	ALA	-	expression tag	UNP A0A8E6CMP0
C	1436	GLN	-	expression tag	UNP A0A8E6CMP0
C	1437	LYS	-	expression tag	UNP A0A8E6CMP0
C	1438	ILE	-	expression tag	UNP A0A8E6CMP0
C	1439	GLU	-	expression tag	UNP A0A8E6CMP0
C	1440	TRP	-	expression tag	UNP A0A8E6CMP0
C	1441	HIS	-	expression tag	UNP A0A8E6CMP0
C	1442	GLU	-	expression tag	UNP A0A8E6CMP0
C	1443	GLY	-	expression tag	UNP A0A8E6CMP0
C	1444	GLY	-	expression tag	UNP A0A8E6CMP0
C	1445	SER	-	expression tag	UNP A0A8E6CMP0
C	1446	HIS	-	expression tag	UNP A0A8E6CMP0
C	1447	HIS	-	expression tag	UNP A0A8E6CMP0
C	1448	HIS	-	expression tag	UNP A0A8E6CMP0
C	1449	HIS	-	expression tag	UNP A0A8E6CMP0
C	1450	HIS	-	expression tag	UNP A0A8E6CMP0
C	1451	HIS	-	expression tag	UNP A0A8E6CMP0
C	1452	HIS	-	expression tag	UNP A0A8E6CMP0
C	1453	HIS	-	expression tag	UNP A0A8E6CMP0

- Molecule 2 is an oligosaccharide called 2-acetamido-2-deoxy-beta-D-glucopyranose-(1-4)-2-acetamido-2-deoxy-beta-D-glucopyranose.



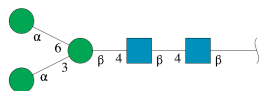
Mol	Chain	Residues	Atoms				AltConf	Trace
			Total	C	N	O		
2	D	2	28	16	2	10	0	0
2	F	2	28	16	2	10	0	0
2	G	2	28	16	2	10	0	0
2	I	2	28	16	2	10	0	0
2	J	2	28	16	2	10	0	0
2	K	2	28	16	2	10	0	0
2	L	2	28	16	2	10	0	0
2	M	2	28	16	2	10	0	0
2	O	2	28	16	2	10	0	0
2	P	2	28	16	2	10	0	0
2	R	2	28	16	2	10	0	0
2	S	2	28	16	2	10	0	0
2	T	2	28	16	2	10	0	0
2	U	2	28	16	2	10	0	0
2	W	2	28	16	2	10	0	0
2	X	2	28	16	2	10	0	0
2	Z	2	28	16	2	10	0	0
2	a	2	28	16	2	10	0	0
2	b	2	28	16	2	10	0	0

*Continued on next page...*

Continued from previous page...

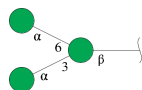
Mol	Chain	Residues	Atoms				AltConf	Trace
			Total	C	N	O		
2	c	2	28	16	2	10	0	0

- Molecule 3 is an oligosaccharide called alpha-D-mannopyranose-(1-3)-[alpha-D-mannopyranose-(1-6)]beta-D-mannopyranose-(1-4)-2-acetamido-2-deoxy-beta-D-glucopyranose-(1-4)-2-acetamido-2-deoxy-beta-D-glucopyranose.



Mol	Chain	Residues	Atoms				AltConf	Trace
			Total	C	N	O		
3	E	5	61	34	2	25	0	0
3	N	5	61	34	2	25	0	0
3	V	5	61	34	2	25	0	0

- Molecule 4 is an oligosaccharide called alpha-D-mannopyranose-(1-3)-[alpha-D-mannopyranose-(1-6)]beta-D-mannopyranose.



Mol	Chain	Residues	Atoms			AltConf	Trace
			Total	C	O		
4	H	3	33	18	15	0	0
4	Q	3	33	18	15	0	0
4	Y	3	33	18	15	0	0

- Molecule 5 is 2-acetamido-2-deoxy-beta-D-glucopyranose (three-letter code: NAG) (formula: C<sub>8</sub>H<sub>15</sub>NO<sub>6</sub>).



Mol	Chain	Residues	Atoms				AltConf
			Total	C	N	O	
5	A	1	Total	C	N	O	0
			196	112	14	70	
5	A	1	Total	C	N	O	0
			196	112	14	70	
5	A	1	Total	C	N	O	0
			196	112	14	70	
5	A	1	Total	C	N	O	0
			196	112	14	70	
5	A	1	Total	C	N	O	0
			196	112	14	70	
5	A	1	Total	C	N	O	0
			196	112	14	70	
5	A	1	Total	C	N	O	0
			196	112	14	70	
5	A	1	Total	C	N	O	0
			196	112	14	70	
5	A	1	Total	C	N	O	0
			196	112	14	70	
5	A	1	Total	C	N	O	0
			196	112	14	70	
5	A	1	Total	C	N	O	0
			196	112	14	70	
5	A	1	Total	C	N	O	0
			196	112	14	70	

*Continued on next page...*



*Continued from previous page...*

Mol	Chain	Residues	Atoms				AltConf
			Total	C	N	O	
5	B	1	Total 210	C 120	N 15	O 75	0
5	B	1	Total 210	C 120	N 15	O 75	0
5	B	1	Total 210	C 120	N 15	O 75	0
5	B	1	Total 210	C 120	N 15	O 75	0
5	B	1	Total 210	C 120	N 15	O 75	0
5	B	1	Total 210	C 120	N 15	O 75	0
5	B	1	Total 210	C 120	N 15	O 75	0
5	B	1	Total 210	C 120	N 15	O 75	0
5	B	1	Total 210	C 120	N 15	O 75	0
5	B	1	Total 210	C 120	N 15	O 75	0
5	B	1	Total 210	C 120	N 15	O 75	0
5	B	1	Total 210	C 120	N 15	O 75	0
5	B	1	Total 210	C 120	N 15	O 75	0
5	B	1	Total 210	C 120	N 15	O 75	0
5	B	1	Total 210	C 120	N 15	O 75	0
5	B	1	Total 210	C 120	N 15	O 75	0
5	C	1	Total 196	C 112	N 14	O 70	0
5	C	1	Total 196	C 112	N 14	O 70	0
5	C	1	Total 196	C 112	N 14	O 70	0
5	C	1	Total 196	C 112	N 14	O 70	0
5	C	1	Total 196	C 112	N 14	O 70	0
5	C	1	Total 196	C 112	N 14	O 70	0

*Continued on next page...*

*Continued from previous page...*

Mol	Chain	Residues	Atoms				AltConf
			Total	C	N	O	
5	C	1	Total 196	C 112	N 14	O 70	0
5	C	1	Total 196	C 112	N 14	O 70	0
5	C	1	Total 196	C 112	N 14	O 70	0
5	C	1	Total 196	C 112	N 14	O 70	0
5	C	1	Total 196	C 112	N 14	O 70	0
5	C	1	Total 196	C 112	N 14	O 70	0
5	C	1	Total 196	C 112	N 14	O 70	0
5	C	1	Total 196	C 112	N 14	O 70	0
5	C	1	Total 196	C 112	N 14	O 70	0









- Molecule 2: 2-acetamido-2-deoxy-beta-D-glucopyranose-(1-4)-2-acetamido-2-deoxy-beta-D-glucopyranose



- Molecule 2: 2-acetamido-2-deoxy-beta-D-glucopyranose-(1-4)-2-acetamido-2-deoxy-beta-D-glucopyranose



- Molecule 2: 2-acetamido-2-deoxy-beta-D-glucopyranose-(1-4)-2-acetamido-2-deoxy-beta-D-glucopyranose



- Molecule 2: 2-acetamido-2-deoxy-beta-D-glucopyranose-(1-4)-2-acetamido-2-deoxy-beta-D-glucopyranose



- Molecule 2: 2-acetamido-2-deoxy-beta-D-glucopyranose-(1-4)-2-acetamido-2-deoxy-beta-D-glucopyranose



- Molecule 2: 2-acetamido-2-deoxy-beta-D-glucopyranose-(1-4)-2-acetamido-2-deoxy-beta-D-glucopyranose





- Molecule 2: 2-acetamido-2-deoxy-beta-D-glucopyranose-(1-4)-2-acetamido-2-deoxy-beta-D-glucopyranose



- Molecule 2: 2-acetamido-2-deoxy-beta-D-glucopyranose-(1-4)-2-acetamido-2-deoxy-beta-D-glucopyranose



- Molecule 2: 2-acetamido-2-deoxy-beta-D-glucopyranose-(1-4)-2-acetamido-2-deoxy-beta-D-glucopyranose



- Molecule 2: 2-acetamido-2-deoxy-beta-D-glucopyranose-(1-4)-2-acetamido-2-deoxy-beta-D-glucopyranose



- Molecule 2: 2-acetamido-2-deoxy-beta-D-glucopyranose-(1-4)-2-acetamido-2-deoxy-beta-D-glucopyranose



- Molecule 2: 2-acetamido-2-deoxy-beta-D-glucopyranose-(1-4)-2-acetamido-2-deoxy-beta-D-glucopyranose





- Molecule 2: 2-acetamido-2-deoxy-beta-D-glucopyranose-(1-4)-2-acetamido-2-deoxy-beta-D-glucopyranose



- Molecule 2: 2-acetamido-2-deoxy-beta-D-glucopyranose-(1-4)-2-acetamido-2-deoxy-beta-D-glucopyranose



- Molecule 2: 2-acetamido-2-deoxy-beta-D-glucopyranose-(1-4)-2-acetamido-2-deoxy-beta-D-glucopyranose



- Molecule 3: alpha-D-mannopyranose-(1-3)-[alpha-D-mannopyranose-(1-6)]beta-D-mannopyranose-(1-4)-2-acetamido-2-deoxy-beta-D-glucopyranose-(1-4)-2-acetamido-2-deoxy-beta-D-glucopyranose



- Molecule 3: alpha-D-mannopyranose-(1-3)-[alpha-D-mannopyranose-(1-6)]beta-D-mannopyranose-(1-4)-2-acetamido-2-deoxy-beta-D-glucopyranose-(1-4)-2-acetamido-2-deoxy-beta-D-glucopyranose



- Molecule 3: alpha-D-mannopyranose-(1-3)-[alpha-D-mannopyranose-(1-6)]beta-D-mannopyranose-(1-4)-2-acetamido-2-deoxy-beta-D-glucopyranose-(1-4)-2-acetamido-2-deoxy-beta-D-glucopyranose



se-(1-4)-2-acetamido-2-deoxy-beta-D-glucopyranose-(1-4)-2-acetamido-2-deoxy-beta-D-glucopyranose



• Molecule 4: alpha-D-mannopyranose-(1-3)-[alpha-D-mannopyranose-(1-6)]beta-D-mannopyranose



• Molecule 4: alpha-D-mannopyranose-(1-3)-[alpha-D-mannopyranose-(1-6)]beta-D-mannopyranose



• Molecule 4: alpha-D-mannopyranose-(1-3)-[alpha-D-mannopyranose-(1-6)]beta-D-mannopyranose



## 4 Experimental information

Property	Value	Source
EM reconstruction method	SINGLE PARTICLE	Depositor
Imposed symmetry	POINT, Not provided	
Number of particles used	38863	Depositor
Resolution determination method	FSC 0.143 CUT-OFF	Depositor
CTF correction method	NONE	Depositor
Microscope	FEI TITAN KRIOS	Depositor
Voltage (kV)	300	Depositor
Electron dose ( $e^-/\text{\AA}^2$ )	80	Depositor
Minimum defocus (nm)	800	Depositor
Maximum defocus (nm)	1200	Depositor
Magnification	Not provided	
Image detector	GATAN K3 (6k x 4k)	Depositor
Maximum map value	3.410	Depositor
Minimum map value	-2.070	Depositor
Average map value	-0.000	Depositor
Map value standard deviation	0.066	Depositor
Recommended contour level	0.668	Depositor
Map size ( $\text{\AA}$ )	431.616, 431.616, 431.616	wwPDB
Map dimensions	512, 512, 512	wwPDB
Map angles ( $^\circ$ )	90.0, 90.0, 90.0	wwPDB
Pixel spacing ( $\text{\AA}$ )	0.843, 0.843, 0.843	Depositor

## 5 Model quality [i](#)

### 5.1 Standard geometry [i](#)

Bond lengths and bond angles in the following residue types are not validated in this section: BMA, MAN, NAG

The Z score for a bond length (or angle) is the number of standard deviations the observed value is removed from the expected value. A bond length (or angle) with  $|Z| > 5$  is considered an outlier worth inspection. RMSZ is the root-mean-square of all Z scores of the bond lengths (or angles).

Mol	Chain	Bond lengths		Bond angles	
		RMSZ	# Z  >5	RMSZ	# Z  >5
1	A	0.66	2/7619 (0.0%)	0.71	7/10450 (0.1%)
1	B	0.65	2/7562 (0.0%)	0.72	7/10378 (0.1%)
1	C	0.66	2/7583 (0.0%)	0.72	7/10401 (0.1%)
All	All	0.65	6/22764 (0.0%)	0.72	21/31229 (0.1%)

The worst 5 of 6 bond length outliers are listed below:

Mol	Chain	Res	Type	Atoms	Z	Observed(Å)	Ideal(Å)
1	A	865	CYS	C-O	5.52	1.33	1.23
1	B	865	CYS	C-O	5.51	1.33	1.23
1	C	865	CYS	C-O	5.51	1.33	1.23
1	B	613	PHE	CB-CG	-5.43	1.42	1.51
1	C	613	PHE	CB-CG	-5.42	1.42	1.51

The worst 5 of 21 bond angle outliers are listed below:

Mol	Chain	Res	Type	Atoms	Z	Observed(°)	Ideal(°)
1	B	349	VAL	CG1-CB-CG2	12.76	131.31	110.90
1	C	349	VAL	CG1-CB-CG2	12.74	131.29	110.90
1	A	349	VAL	CG1-CB-CG2	12.74	131.28	110.90
1	C	598	LEU	CB-CG-CD2	-11.56	91.35	111.00
1	A	598	LEU	CB-CG-CD2	-11.54	91.38	111.00

There are no chirality outliers.

There are no planarity outliers.

## 5.2 Too-close contacts [i](#)

In the following table, the Non-H and H(model) columns list the number of non-hydrogen atoms and hydrogen atoms in the chain respectively. The H(added) column lists the number of hydrogen atoms added and optimized by MolProbity. The Clashes column lists the number of clashes within the asymmetric unit, whereas Symm-Clashes lists symmetry-related clashes.

Mol	Chain	Non-H	H(model)	H(added)	Clashes	Symm-Clashes
1	A	7464	0	6786	22	0
1	B	7409	0	6689	23	0
1	C	7430	0	6720	23	0
2	D	28	0	25	1	0
2	F	28	0	25	0	0
2	G	28	0	24	0	0
2	I	28	0	25	0	0
2	J	28	0	25	0	0
2	K	28	0	25	0	0
2	L	28	0	25	0	0
2	M	28	0	25	1	0
2	O	28	0	25	0	0
2	P	28	0	24	0	0
2	R	28	0	25	0	0
2	S	28	0	25	0	0
2	T	28	0	25	0	0
2	U	28	0	25	1	0
2	W	28	0	25	0	0
2	X	28	0	24	0	0
2	Z	28	0	25	0	0
2	a	28	0	25	0	0
2	b	28	0	25	0	0
2	c	28	0	25	0	0
3	E	61	0	52	0	0
3	N	61	0	52	0	0
3	V	61	0	52	0	0
4	H	33	0	28	0	0
4	Q	33	0	28	0	0
4	Y	33	0	28	0	0
5	A	196	0	182	0	0
5	B	210	0	195	0	0
5	C	196	0	182	0	0
All	All	23747	0	21491	68	0

The all-atom clashscore is defined as the number of clashes found per 1000 atoms (including hydrogen atoms). The all-atom clashscore for this structure is 2.

The worst 5 of 68 close contacts within the same asymmetric unit are listed below, sorted by their

clash magnitude.

Atom-1	Atom-2	Interatomic distance (Å)	Clash overlap (Å)
1:A:848:TYR:HD2	1:A:1101:LYS:HD2	1.40	0.87
1:B:848:TYR:HD2	1:B:1101:LYS:HD2	1.40	0.87
1:C:848:TYR:HD2	1:C:1101:LYS:HD2	1.40	0.86
1:C:377:VAL:HG11	1:C:407:THR:HG21	1.66	0.78
1:B:377:VAL:HG11	1:B:407:THR:HG21	1.65	0.78

There are no symmetry-related clashes.

## 5.3 Torsion angles [i](#)

### 5.3.1 Protein backbone [i](#)

In the following table, the Percentiles column shows the percent Ramachandran outliers of the chain as a percentile score with respect to all PDB entries followed by that with respect to all EM entries.

The Analysed column shows the number of residues for which the backbone conformation was analysed, and the total number of residues.

Mol	Chain	Analysed	Favoured	Allowed	Outliers	Percentiles	
1	A	1035/1295 (80%)	1003 (97%)	28 (3%)	4 (0%)	34	70
1	B	1035/1295 (80%)	1003 (97%)	28 (3%)	4 (0%)	34	70
1	C	1035/1295 (80%)	1003 (97%)	28 (3%)	4 (0%)	34	70
All	All	3105/3885 (80%)	3009 (97%)	84 (3%)	12 (0%)	38	70

5 of 12 Ramachandran outliers are listed below:

Mol	Chain	Res	Type
1	A	49	PRO
1	B	49	PRO
1	C	49	PRO
1	A	484	ASN
1	A	635	ASN

### 5.3.2 Protein sidechains [i](#)

In the following table, the Percentiles column shows the percent sidechain outliers of the chain as a percentile score with respect to all PDB entries followed by that with respect to all EM entries.

The Analysed column shows the number of residues for which the sidechain conformation was analysed, and the total number of residues.

Mol	Chain	Analysed	Rotameric	Outliers	Percentiles	
1	A	673/1122 (60%)	671 (100%)	2 (0%)	92	96
1	B	651/1122 (58%)	649 (100%)	2 (0%)	92	96
1	C	661/1122 (59%)	659 (100%)	2 (0%)	92	96
All	All	1985/3366 (59%)	1979 (100%)	6 (0%)	92	96

5 of 6 residues with a non-rotameric sidechain are listed below:

Mol	Chain	Res	Type
1	B	561	ASN
1	C	445	ILE
1	C	561	ASN
1	A	561	ASN
1	A	445	ILE

Sometimes sidechains can be flipped to improve hydrogen bonding and reduce clashes. All (4) such sidechains are listed below:

Mol	Chain	Res	Type
1	A	50	ASN
1	A	474	ASN
1	B	50	ASN
1	C	474	ASN

### 5.3.3 RNA [i](#)

There are no RNA molecules in this entry.

## 5.4 Non-standard residues in protein, DNA, RNA chains [i](#)

There are no non-standard protein/DNA/RNA residues in this entry.

## 5.5 Carbohydrates [i](#)

64 monosaccharides are modelled in this entry.

In the following table, the Counts columns list the number of bonds (or angles) for which Mogul statistics could be retrieved, the number of bonds (or angles) that are observed in the model and the number of bonds (or angles) that are defined in the Chemical Component Dictionary. The

Link column lists molecule types, if any, to which the group is linked. The Z score for a bond length (or angle) is the number of standard deviations the observed value is removed from the expected value. A bond length (or angle) with  $|Z| > 2$  is considered an outlier worth inspection. RMSZ is the root-mean-square of all Z scores of the bond lengths (or angles).

Mol	Type	Chain	Res	Link	Bond lengths			Bond angles		
					Counts	RMSZ	# Z  > 2	Counts	RMSZ	# Z  > 2
2	NAG	D	1	1,2	14,14,15	1.54	2 (14%)	17,19,21	1.00	1 (5%)
2	NAG	D	2	2	14,14,15	1.39	2 (14%)	17,19,21	0.91	1 (5%)
3	NAG	E	1	1,3	14,14,15	1.40	3 (21%)	17,19,21	1.13	1 (5%)
3	NAG	E	2	3	14,14,15	1.56	3 (21%)	17,19,21	0.94	1 (5%)
3	BMA	E	3	3	11,11,12	1.25	2 (18%)	15,15,17	0.88	0
3	MAN	E	4	3	11,11,12	1.51	2 (18%)	15,15,17	0.83	0
3	MAN	E	5	3	11,11,12	1.50	2 (18%)	15,15,17	0.89	1 (6%)
2	NAG	F	1	1,2	14,14,15	1.45	2 (14%)	17,19,21	0.90	0
2	NAG	F	2	2	14,14,15	0.28	0	17,19,21	0.62	0
2	NAG	G	1	1,2	14,14,15	1.51	2 (14%)	17,19,21	0.98	1 (5%)
2	NAG	G	2	2	14,14,15	1.54	2 (14%)	17,19,21	1.13	1 (5%)
4	BMA	H	1	4	11,11,12	1.28	1 (9%)	15,15,17	1.13	1 (6%)
4	MAN	H	2	4	11,11,12	1.59	3 (27%)	15,15,17	0.65	0
4	MAN	H	3	4	11,11,12	1.53	2 (18%)	15,15,17	0.84	1 (6%)
2	NAG	I	1	1,2	14,14,15	1.63	3 (21%)	17,19,21	1.08	1 (5%)
2	NAG	I	2	2	14,14,15	1.61	2 (14%)	17,19,21	0.88	1 (5%)
2	NAG	J	1	1,2	14,14,15	1.63	2 (14%)	17,19,21	0.97	1 (5%)
2	NAG	J	2	2	14,14,15	1.44	2 (14%)	17,19,21	0.92	1 (5%)
2	NAG	K	1	1,2	14,14,15	1.51	2 (14%)	17,19,21	1.32	3 (17%)
2	NAG	K	2	2	14,14,15	0.62	0	17,19,21	0.94	0
2	NAG	L	1	1,2	14,14,15	0.39	0	17,19,21	0.90	1 (5%)
2	NAG	L	2	2	14,14,15	1.41	2 (14%)	17,19,21	1.02	2 (11%)
2	NAG	M	1	1,2	14,14,15	1.54	2 (14%)	17,19,21	1.01	1 (5%)
2	NAG	M	2	2	14,14,15	1.39	2 (14%)	17,19,21	0.91	1 (5%)
3	NAG	N	1	1,3	14,14,15	1.40	3 (21%)	17,19,21	1.13	1 (5%)
3	NAG	N	2	3	14,14,15	1.56	3 (21%)	17,19,21	0.94	1 (5%)
3	BMA	N	3	3	11,11,12	1.25	2 (18%)	15,15,17	0.88	0
3	MAN	N	4	3	11,11,12	1.51	2 (18%)	15,15,17	0.83	0
3	MAN	N	5	3	11,11,12	1.51	3 (27%)	15,15,17	0.89	1 (6%)
2	NAG	O	1	1,2	14,14,15	1.45	2 (14%)	17,19,21	0.90	0
2	NAG	O	2	2	14,14,15	0.29	0	17,19,21	0.62	0
2	NAG	P	1	1,2	14,14,15	1.50	2 (14%)	17,19,21	0.98	1 (5%)

Mol	Type	Chain	Res	Link	Bond lengths			Bond angles		
					Counts	RMSZ	# Z  > 2	Counts	RMSZ	# Z  > 2
2	NAG	P	2	2	14,14,15	1.54	2 (14%)	17,19,21	1.12	1 (5%)
4	BMA	Q	1	4	11,11,12	1.28	1 (9%)	15,15,17	1.14	1 (6%)
4	MAN	Q	2	4	11,11,12	1.60	3 (27%)	15,15,17	0.66	0
4	MAN	Q	3	4	11,11,12	1.53	2 (18%)	15,15,17	0.84	1 (6%)
2	NAG	R	1	1,2	14,14,15	1.63	3 (21%)	17,19,21	1.08	1 (5%)
2	NAG	R	2	2	14,14,15	1.60	2 (14%)	17,19,21	0.88	1 (5%)
2	NAG	S	1	1,2	14,14,15	1.64	2 (14%)	17,19,21	0.97	1 (5%)
2	NAG	S	2	2	14,14,15	1.45	2 (14%)	17,19,21	0.92	1 (5%)
2	NAG	T	1	1,2	14,14,15	1.52	2 (14%)	17,19,21	1.32	3 (17%)
2	NAG	T	2	2	14,14,15	0.61	0	17,19,21	0.94	0
2	NAG	U	1	1,2	14,14,15	1.54	2 (14%)	17,19,21	1.00	1 (5%)
2	NAG	U	2	2	14,14,15	1.39	2 (14%)	17,19,21	0.91	1 (5%)
3	NAG	V	1	1,3	14,14,15	1.40	3 (21%)	17,19,21	1.13	1 (5%)
3	NAG	V	2	3	14,14,15	1.56	3 (21%)	17,19,21	0.94	1 (5%)
3	BMA	V	3	3	11,11,12	1.26	2 (18%)	15,15,17	0.88	0
3	MAN	V	4	3	11,11,12	1.51	3 (27%)	15,15,17	0.83	0
3	MAN	V	5	3	11,11,12	1.50	2 (18%)	15,15,17	0.88	1 (6%)
2	NAG	W	1	1,2	14,14,15	1.45	2 (14%)	17,19,21	0.90	0
2	NAG	W	2	2	14,14,15	0.29	0	17,19,21	0.62	0
2	NAG	X	1	1,2	14,14,15	1.51	2 (14%)	17,19,21	0.98	1 (5%)
2	NAG	X	2	2	14,14,15	1.54	2 (14%)	17,19,21	1.12	1 (5%)
4	BMA	Y	1	4	11,11,12	1.28	1 (9%)	15,15,17	1.14	1 (6%)
4	MAN	Y	2	4	11,11,12	1.59	3 (27%)	15,15,17	0.65	0
4	MAN	Y	3	4	11,11,12	1.53	2 (18%)	15,15,17	0.84	1 (6%)
2	NAG	Z	1	1,2	14,14,15	1.64	3 (21%)	17,19,21	1.08	1 (5%)
2	NAG	Z	2	2	14,14,15	1.60	2 (14%)	17,19,21	0.88	1 (5%)
2	NAG	a	1	1,2	14,14,15	1.63	2 (14%)	17,19,21	0.97	1 (5%)
2	NAG	a	2	2	14,14,15	1.45	2 (14%)	17,19,21	0.91	1 (5%)
2	NAG	b	1	1,2	14,14,15	1.52	2 (14%)	17,19,21	1.32	3 (17%)
2	NAG	b	2	2	14,14,15	0.62	0	17,19,21	0.94	0
2	NAG	c	1	1,2	14,14,15	0.40	0	17,19,21	0.90	1 (5%)
2	NAG	c	2	2	14,14,15	1.41	2 (14%)	17,19,21	1.02	2 (11%)

In the following table, the Chirals column lists the number of chiral outliers, the number of chiral centers analysed, the number of these observed in the model and the number defined in the Chemical Component Dictionary. Similar counts are reported in the Torsion and Rings columns.



'-' means no outliers of that kind were identified.

Mol	Type	Chain	Res	Link	Chirals	Torsions	Rings
2	NAG	D	1	1,2	-	0/6/23/26	0/1/1/1
2	NAG	D	2	2	-	0/6/23/26	0/1/1/1
3	NAG	E	1	1,3	-	2/6/23/26	0/1/1/1
3	NAG	E	2	3	-	0/6/23/26	0/1/1/1
3	BMA	E	3	3	-	0/2/19/22	0/1/1/1
3	MAN	E	4	3	-	0/2/19/22	0/1/1/1
3	MAN	E	5	3	-	1/2/19/22	0/1/1/1
2	NAG	F	1	1,2	-	0/6/23/26	0/1/1/1
2	NAG	F	2	2	-	2/6/23/26	0/1/1/1
2	NAG	G	1	1,2	-	0/6/23/26	0/1/1/1
2	NAG	G	2	2	-	2/6/23/26	0/1/1/1
4	BMA	H	1	4	-	0/2/19/22	0/1/1/1
4	MAN	H	2	4	-	0/2/19/22	0/1/1/1
4	MAN	H	3	4	-	0/2/19/22	0/1/1/1
2	NAG	I	1	1,2	-	0/6/23/26	0/1/1/1
2	NAG	I	2	2	-	3/6/23/26	0/1/1/1
2	NAG	J	1	1,2	-	0/6/23/26	0/1/1/1
2	NAG	J	2	2	-	0/6/23/26	0/1/1/1
2	NAG	K	1	1,2	-	2/6/23/26	0/1/1/1
2	NAG	K	2	2	-	2/6/23/26	0/1/1/1
2	NAG	L	1	1,2	-	0/6/23/26	0/1/1/1
2	NAG	L	2	2	-	0/6/23/26	0/1/1/1
2	NAG	M	1	1,2	-	0/6/23/26	0/1/1/1
2	NAG	M	2	2	-	0/6/23/26	0/1/1/1
3	NAG	N	1	1,3	-	2/6/23/26	0/1/1/1
3	NAG	N	2	3	-	0/6/23/26	0/1/1/1
3	BMA	N	3	3	-	0/2/19/22	0/1/1/1
3	MAN	N	4	3	-	0/2/19/22	0/1/1/1
3	MAN	N	5	3	-	1/2/19/22	0/1/1/1
2	NAG	O	1	1,2	-	0/6/23/26	0/1/1/1
2	NAG	O	2	2	-	2/6/23/26	0/1/1/1
2	NAG	P	1	1,2	-	0/6/23/26	0/1/1/1
2	NAG	P	2	2	-	2/6/23/26	0/1/1/1
4	BMA	Q	1	4	-	0/2/19/22	0/1/1/1
4	MAN	Q	2	4	-	0/2/19/22	0/1/1/1
4	MAN	Q	3	4	-	0/2/19/22	0/1/1/1
2	NAG	R	1	1,2	-	0/6/23/26	0/1/1/1
2	NAG	R	2	2	-	3/6/23/26	0/1/1/1
2	NAG	S	1	1,2	-	0/6/23/26	0/1/1/1
2	NAG	S	2	2	-	0/6/23/26	0/1/1/1

Continued on next page...

Continued from previous page...

Mol	Type	Chain	Res	Link	Chirals	Torsions	Rings
2	NAG	T	1	1,2	-	2/6/23/26	0/1/1/1
2	NAG	T	2	2	-	2/6/23/26	0/1/1/1
2	NAG	U	1	1,2	-	0/6/23/26	0/1/1/1
2	NAG	U	2	2	-	0/6/23/26	0/1/1/1
3	NAG	V	1	1,3	-	2/6/23/26	0/1/1/1
3	NAG	V	2	3	-	0/6/23/26	0/1/1/1
3	BMA	V	3	3	-	0/2/19/22	0/1/1/1
3	MAN	V	4	3	-	0/2/19/22	0/1/1/1
3	MAN	V	5	3	-	1/2/19/22	0/1/1/1
2	NAG	W	1	1,2	-	0/6/23/26	0/1/1/1
2	NAG	W	2	2	-	2/6/23/26	0/1/1/1
2	NAG	X	1	1,2	-	0/6/23/26	0/1/1/1
2	NAG	X	2	2	-	2/6/23/26	0/1/1/1
4	BMA	Y	1	4	-	0/2/19/22	0/1/1/1
4	MAN	Y	2	4	-	0/2/19/22	0/1/1/1
4	MAN	Y	3	4	-	0/2/19/22	0/1/1/1
2	NAG	Z	1	1,2	-	0/6/23/26	0/1/1/1
2	NAG	Z	2	2	-	3/6/23/26	0/1/1/1
2	NAG	a	1	1,2	-	0/6/23/26	0/1/1/1
2	NAG	a	2	2	-	0/6/23/26	0/1/1/1
2	NAG	b	1	1,2	-	2/6/23/26	0/1/1/1
2	NAG	b	2	2	-	2/6/23/26	0/1/1/1
2	NAG	c	1	1,2	-	0/6/23/26	0/1/1/1
2	NAG	c	2	2	-	0/6/23/26	0/1/1/1

The worst 5 of 123 bond length outliers are listed below:

Mol	Chain	Res	Type	Atoms	Z	Observed(Å)	Ideal(Å)
2	S	1	NAG	C1-C2	4.46	1.59	1.52
2	J	1	NAG	C1-C2	4.45	1.59	1.52
2	a	1	NAG	C1-C2	4.43	1.59	1.52
2	G	1	NAG	C1-C2	4.14	1.58	1.52
2	X	1	NAG	C1-C2	4.13	1.58	1.52

The worst 5 of 54 bond angle outliers are listed below:

Mol	Chain	Res	Type	Atoms	Z	Observed(°)	Ideal(°)
4	Y	1	BMA	C1-C2-C3	-3.22	105.71	109.67
4	H	1	BMA	C1-C2-C3	-3.21	105.72	109.67
4	Q	1	BMA	C1-C2-C3	-3.21	105.72	109.67

Continued on next page...

*Continued from previous page...*

Mol	Chain	Res	Type	Atoms	Z	Observed(°)	Ideal(°)
2	T	1	NAG	C8-C7-N2	2.66	120.60	116.10
2	b	1	NAG	C8-C7-N2	2.66	120.60	116.10

There are no chirality outliers.

5 of 42 torsion outliers are listed below:

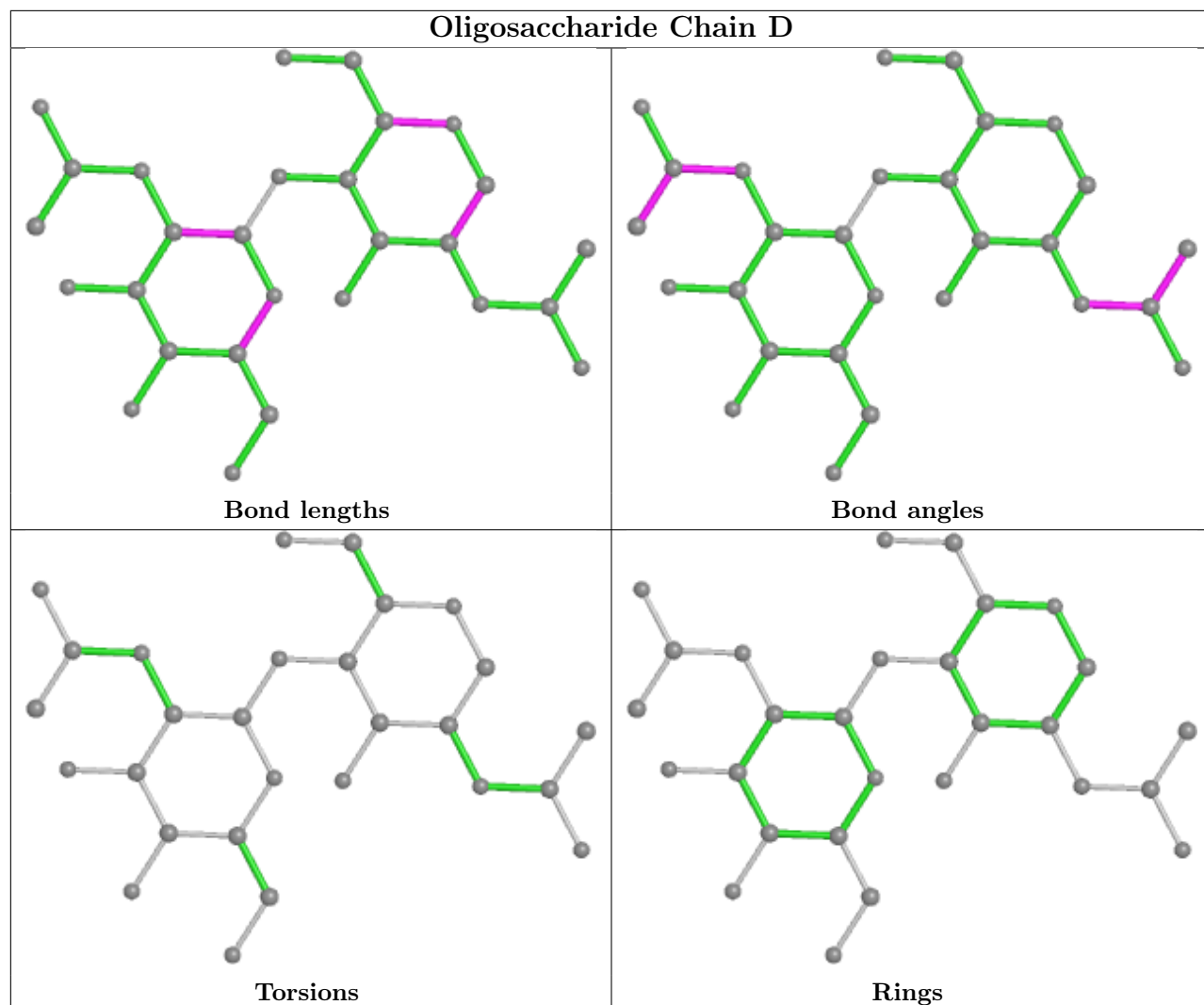
Mol	Chain	Res	Type	Atoms
2	F	2	NAG	C8-C7-N2-C2
2	F	2	NAG	O7-C7-N2-C2
2	O	2	NAG	C8-C7-N2-C2
2	O	2	NAG	O7-C7-N2-C2
2	W	2	NAG	C8-C7-N2-C2

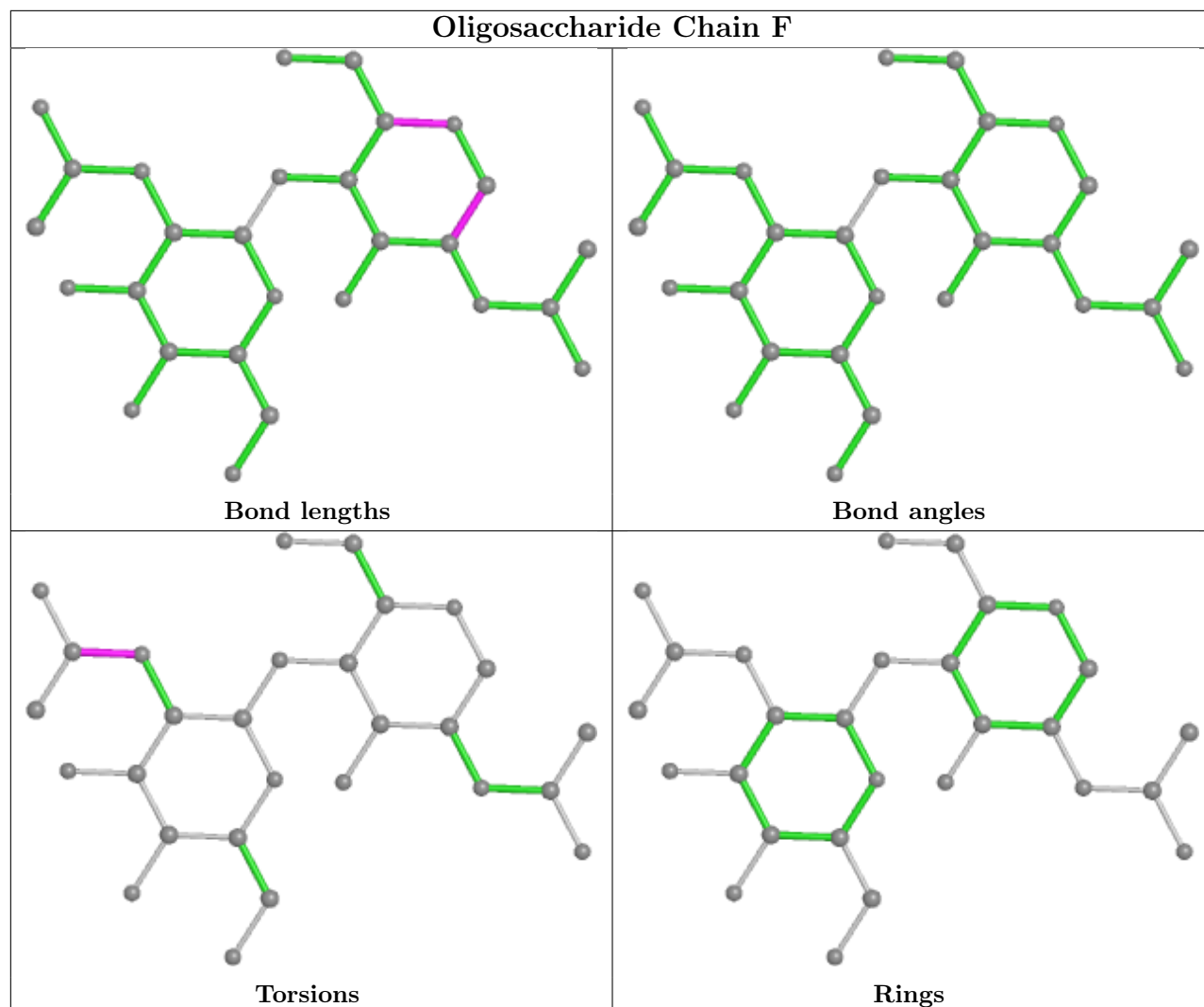
There are no ring outliers.

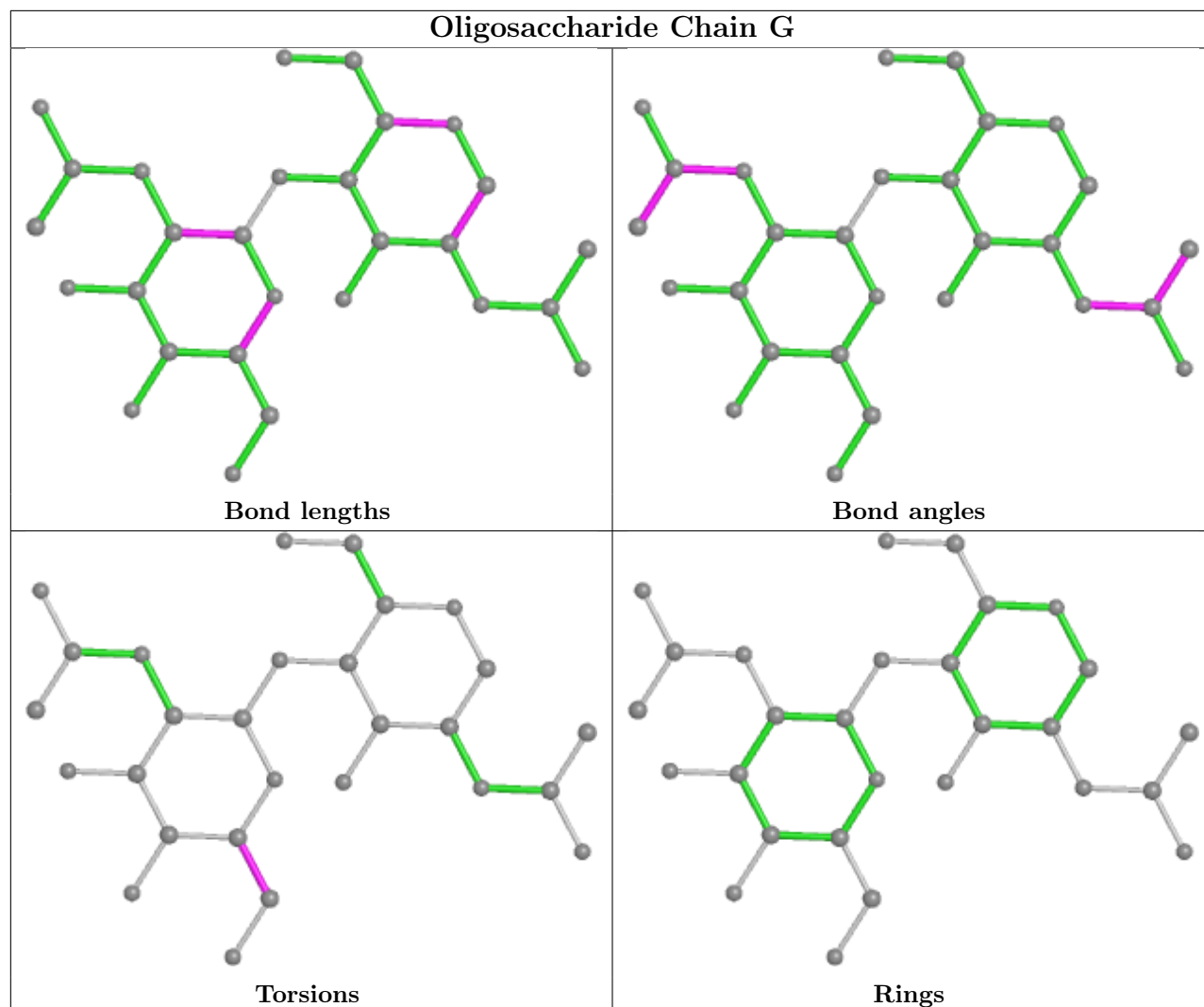
3 monomers are involved in 3 short contacts:

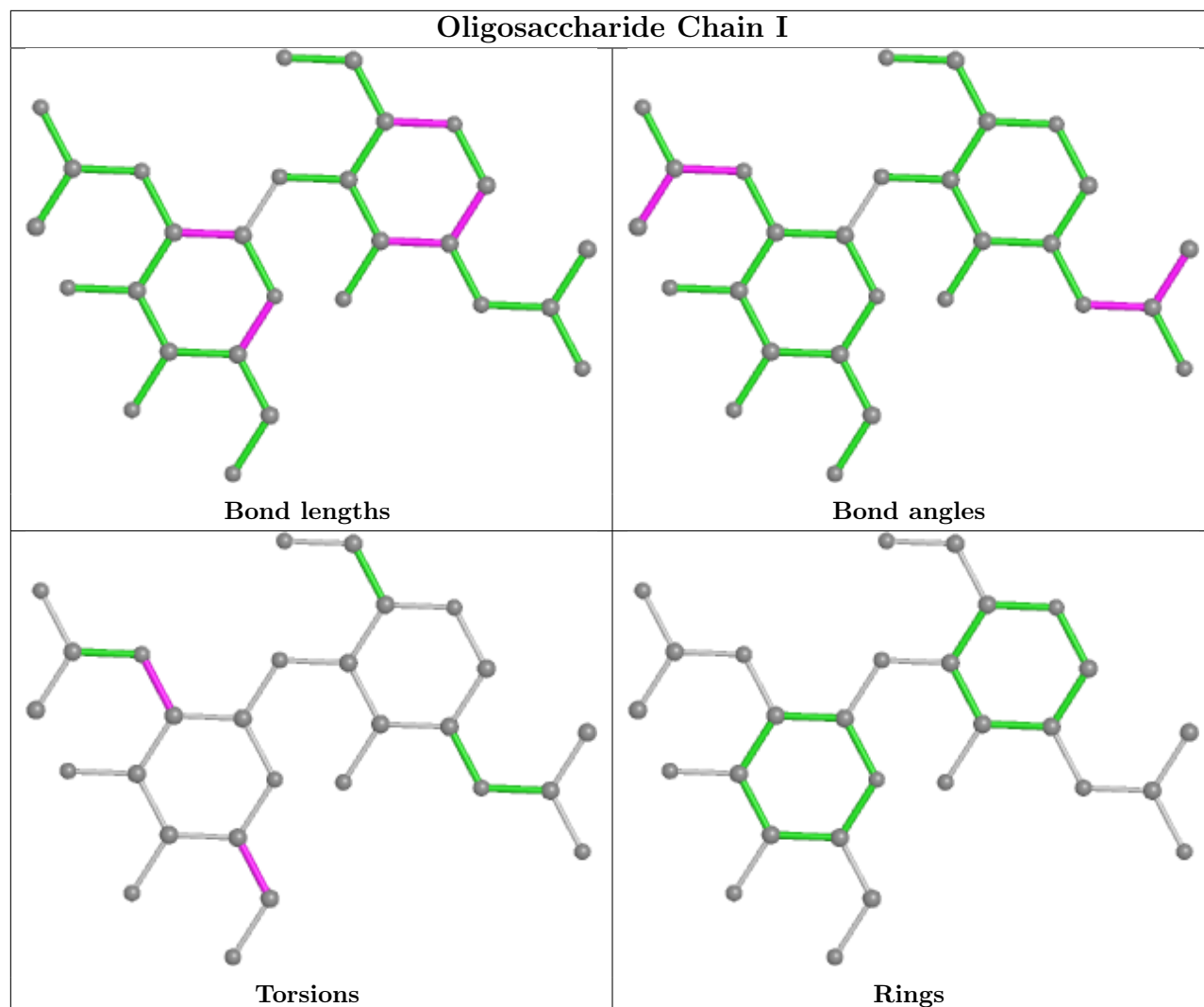
Mol	Chain	Res	Type	Clashes	Symm-Clashes
2	M	1	NAG	1	0
2	U	1	NAG	1	0
2	D	1	NAG	1	0

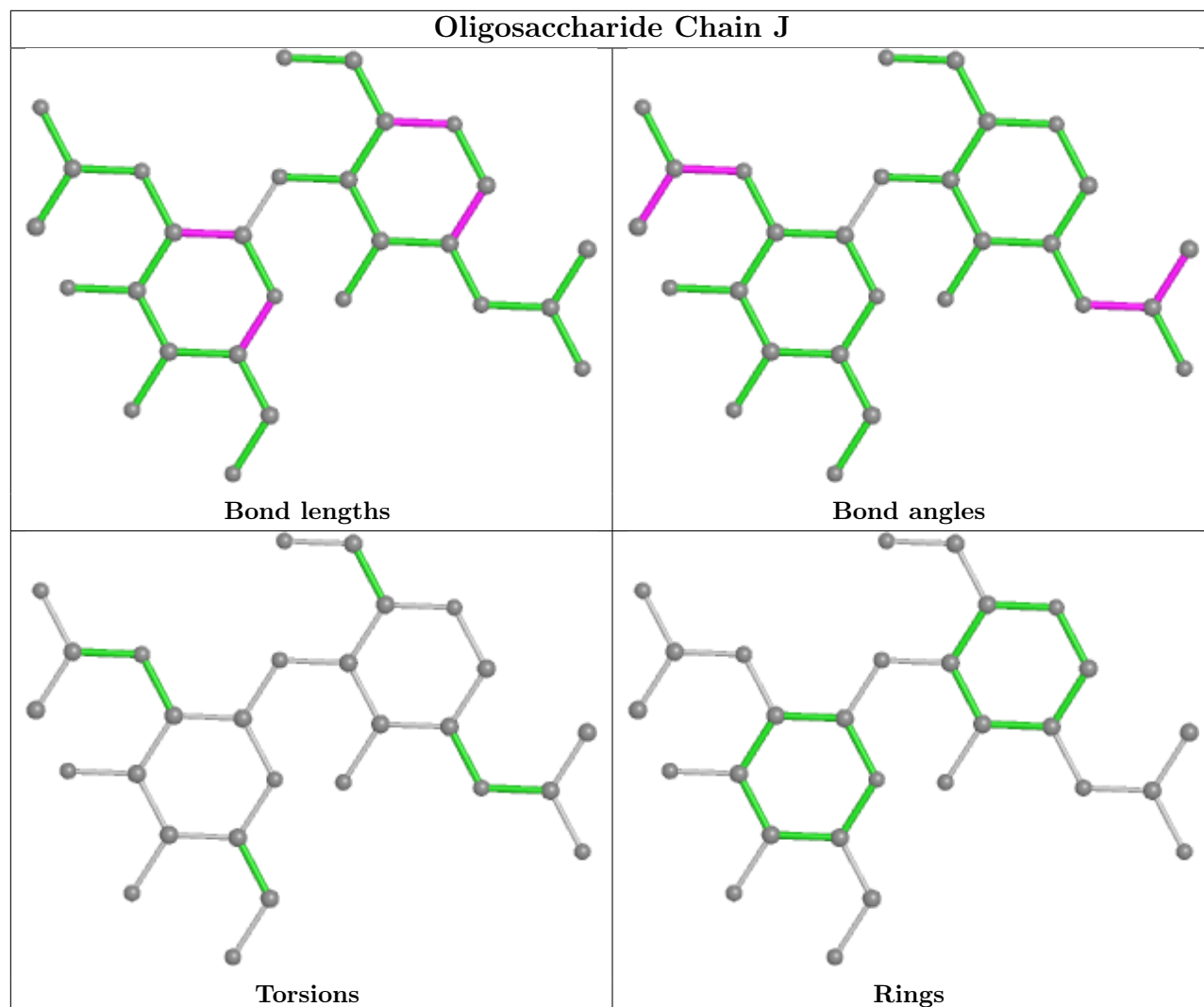
The following is a two-dimensional graphical depiction of Mogul quality analysis of bond lengths, bond angles, torsion angles, and ring geometry for oligosaccharide.



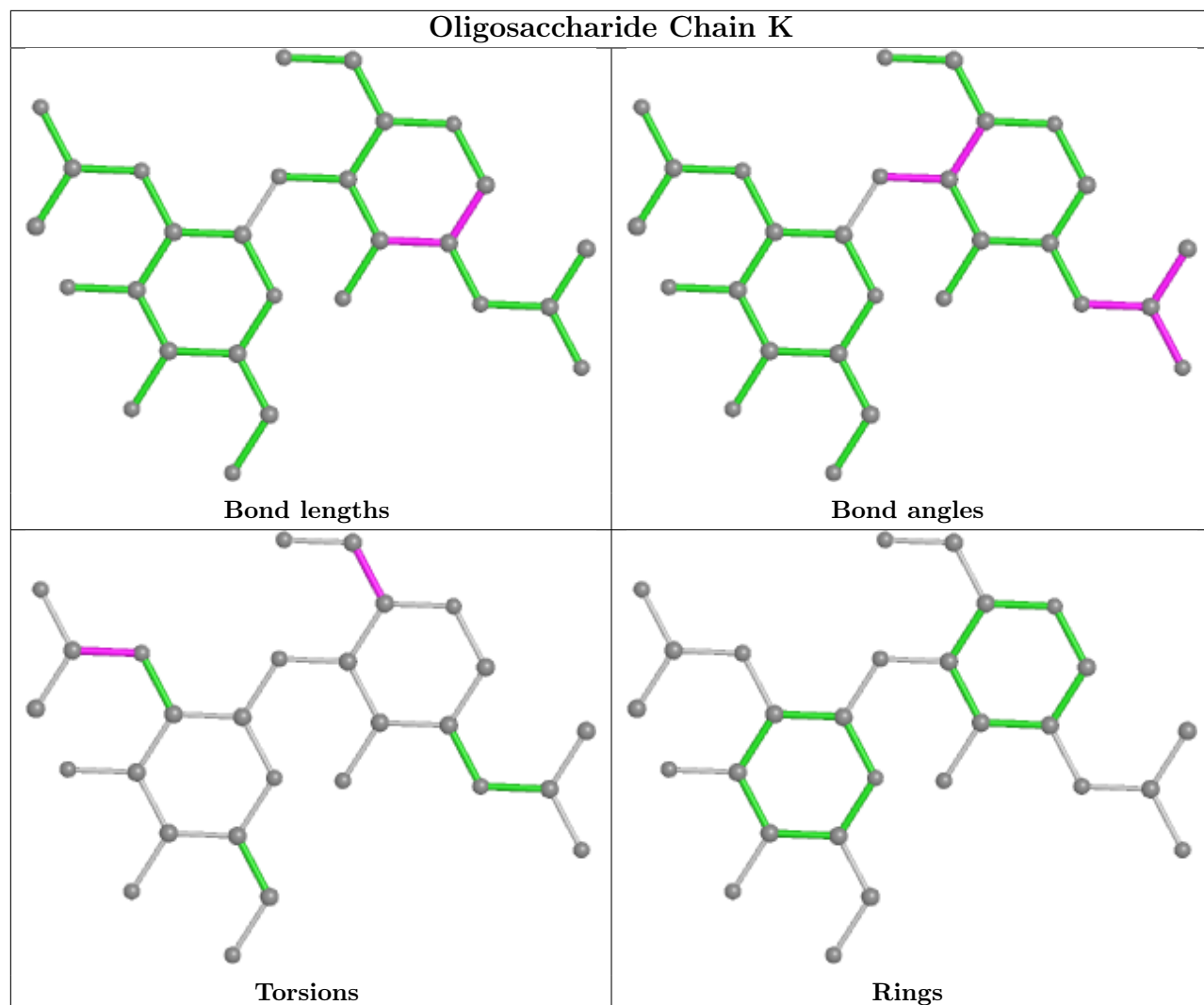


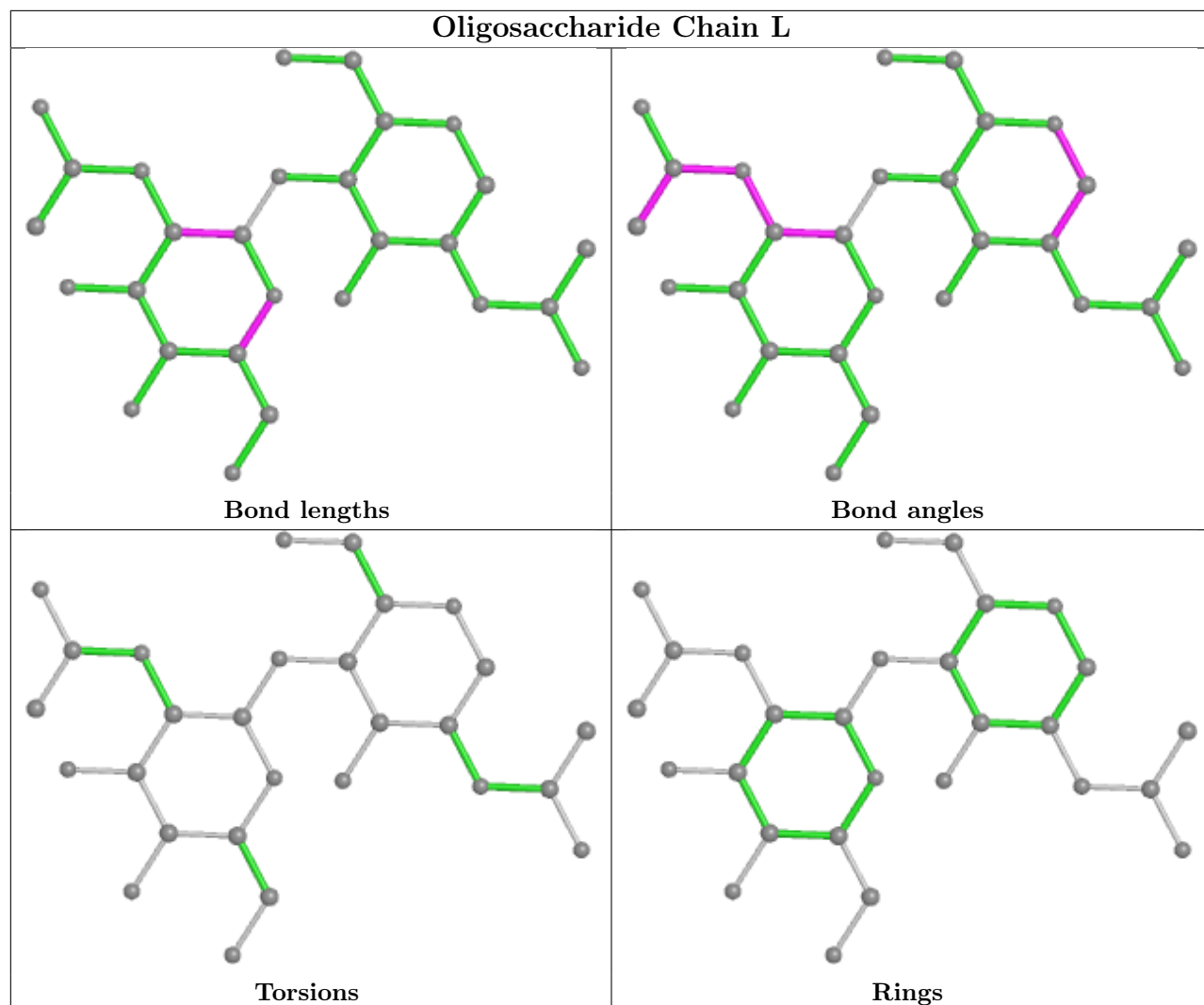


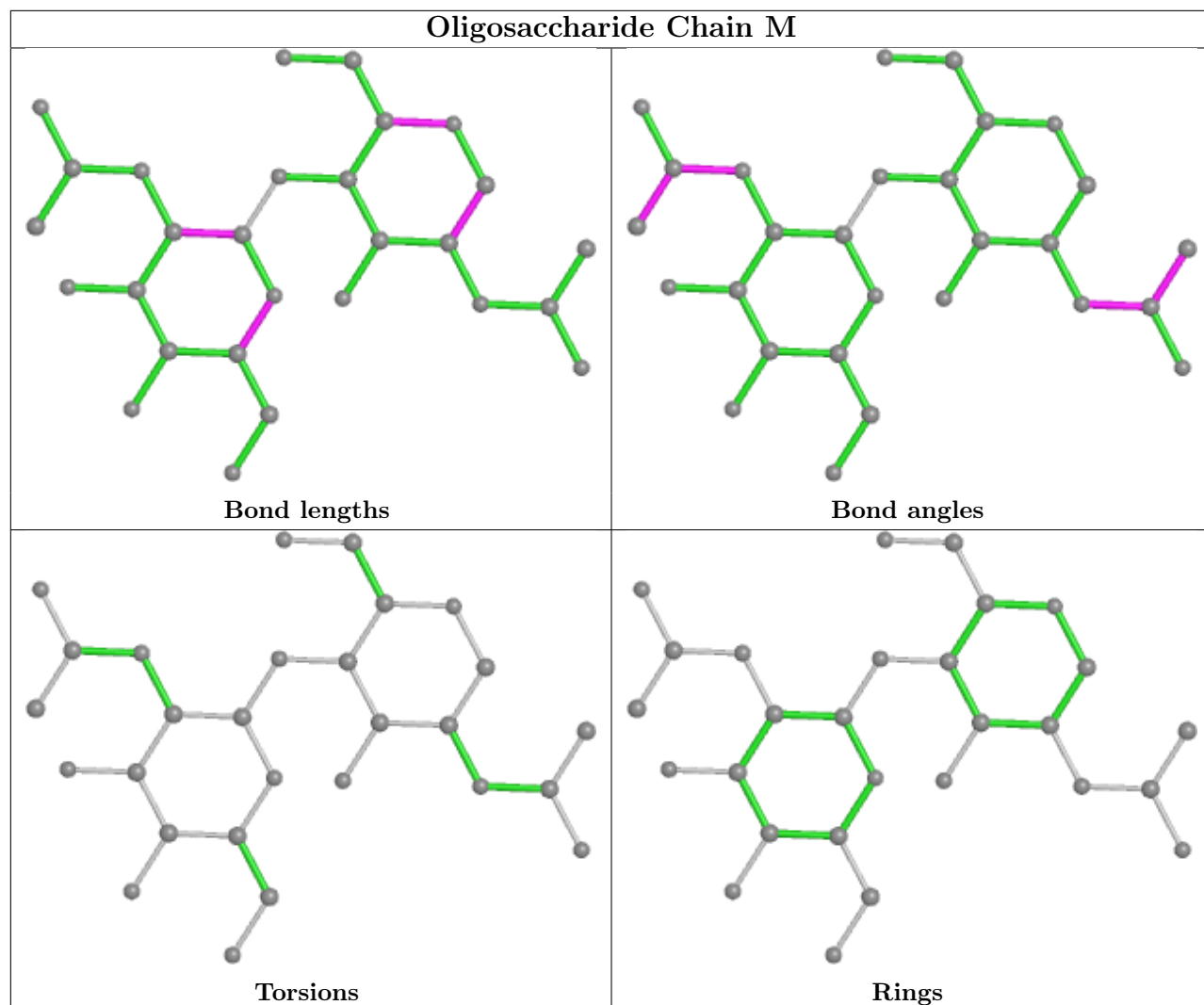


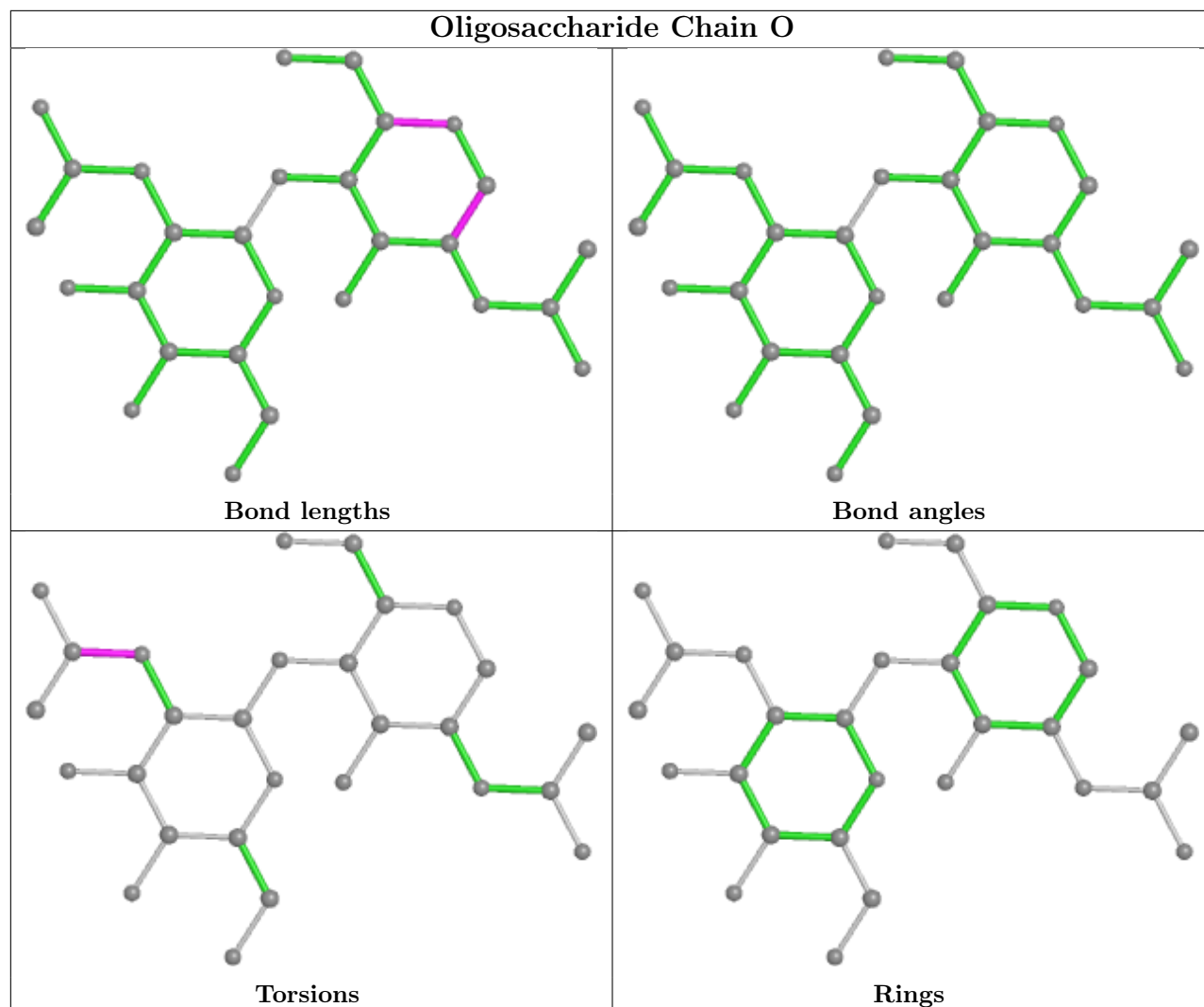


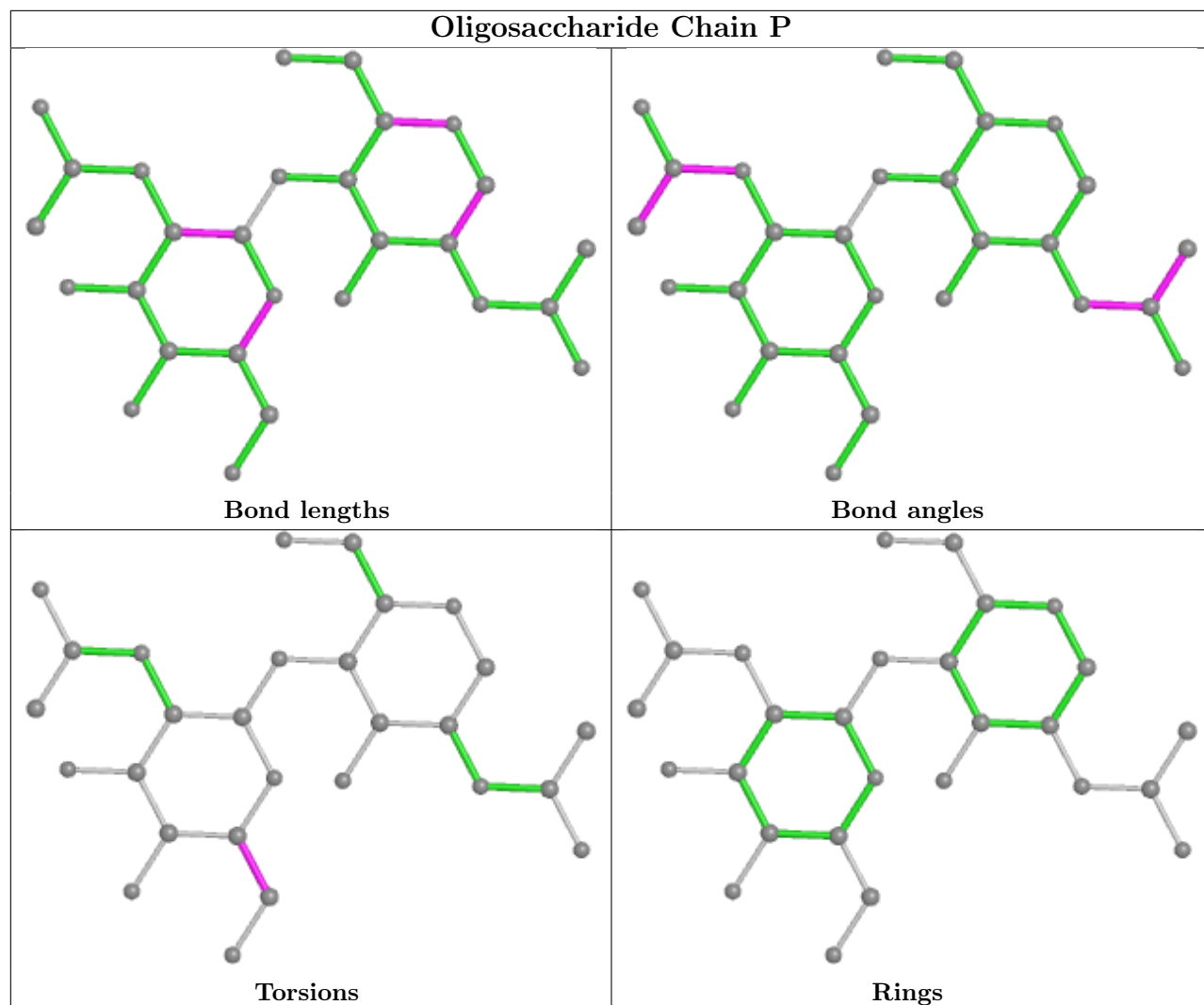


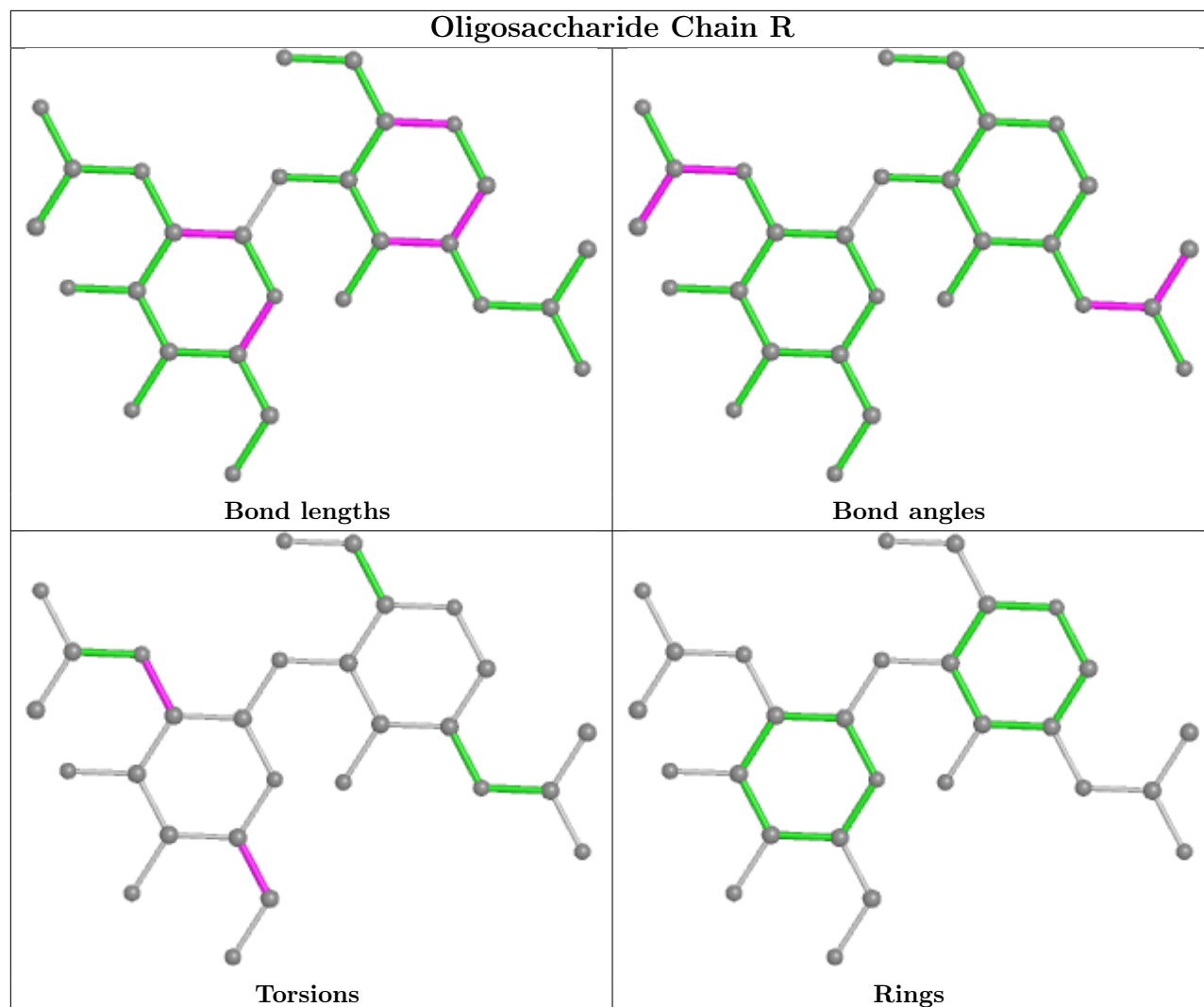


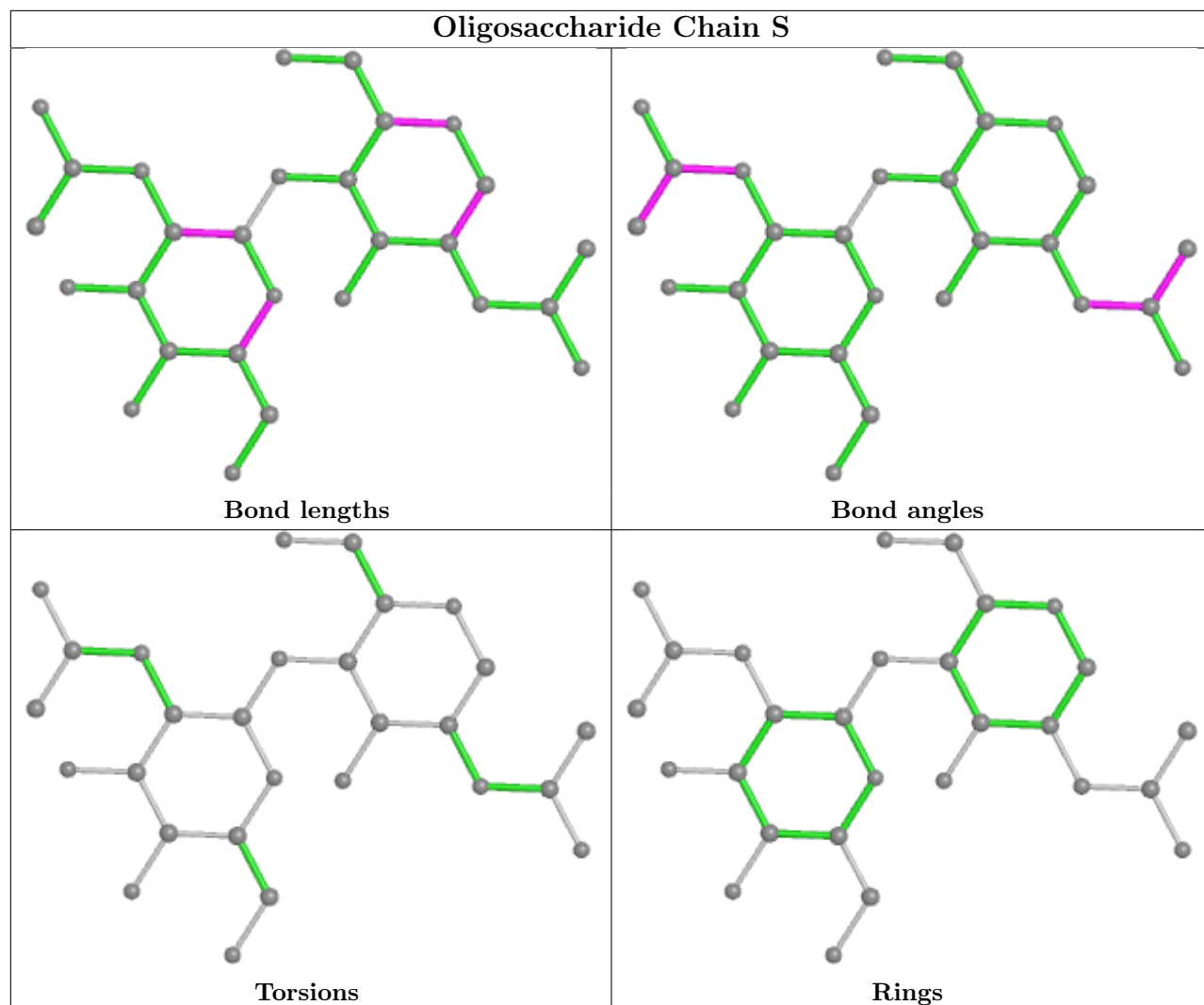


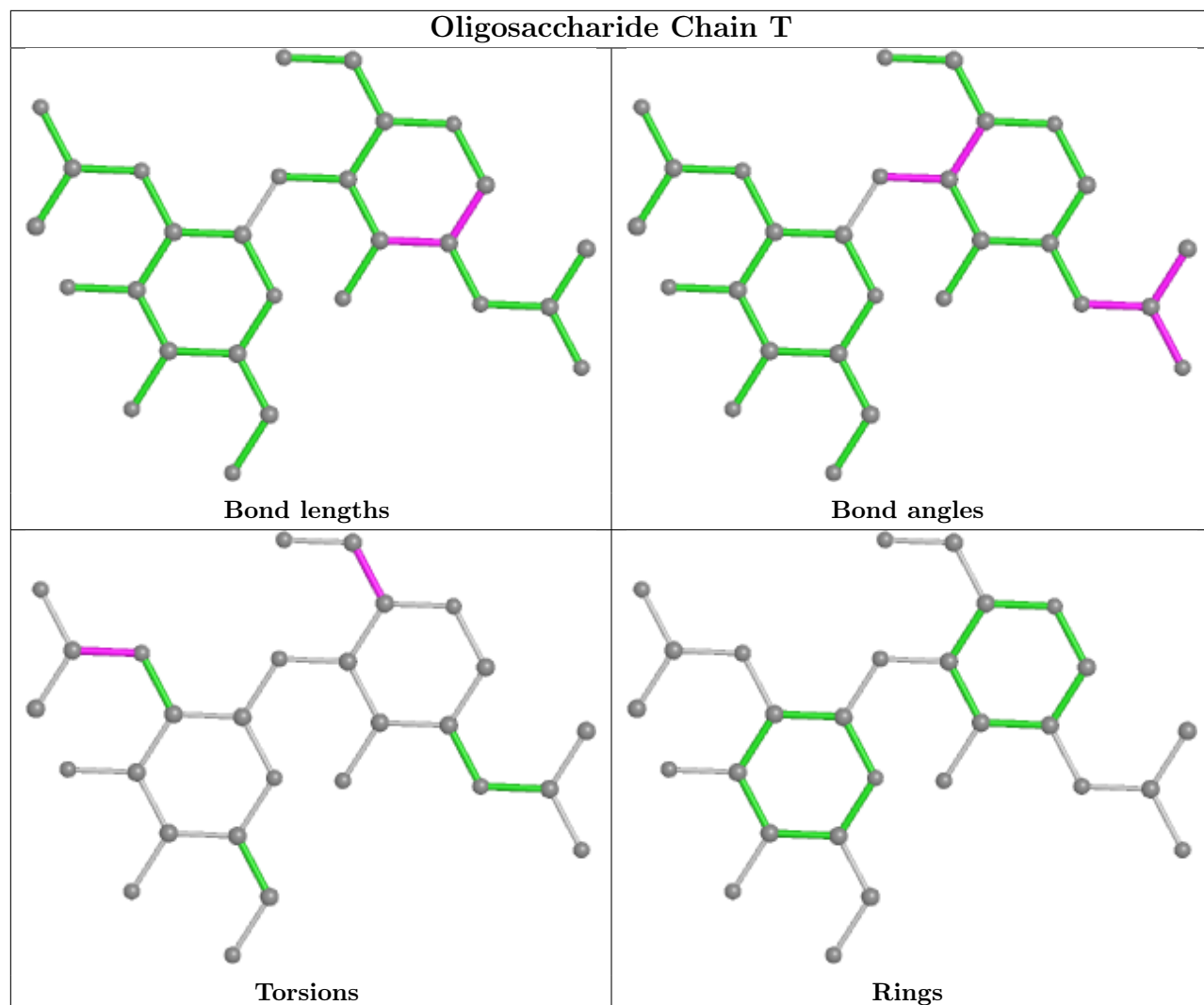




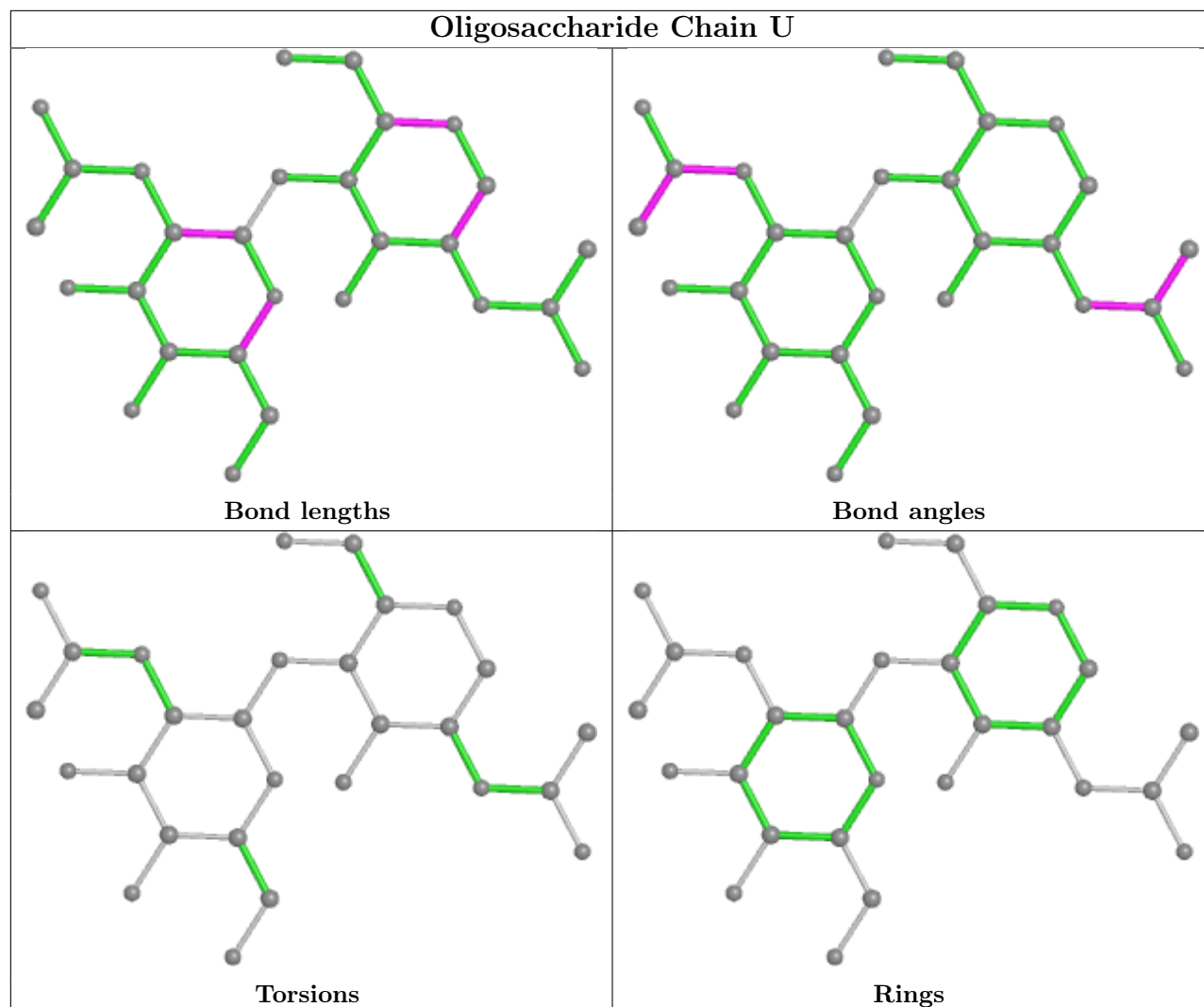


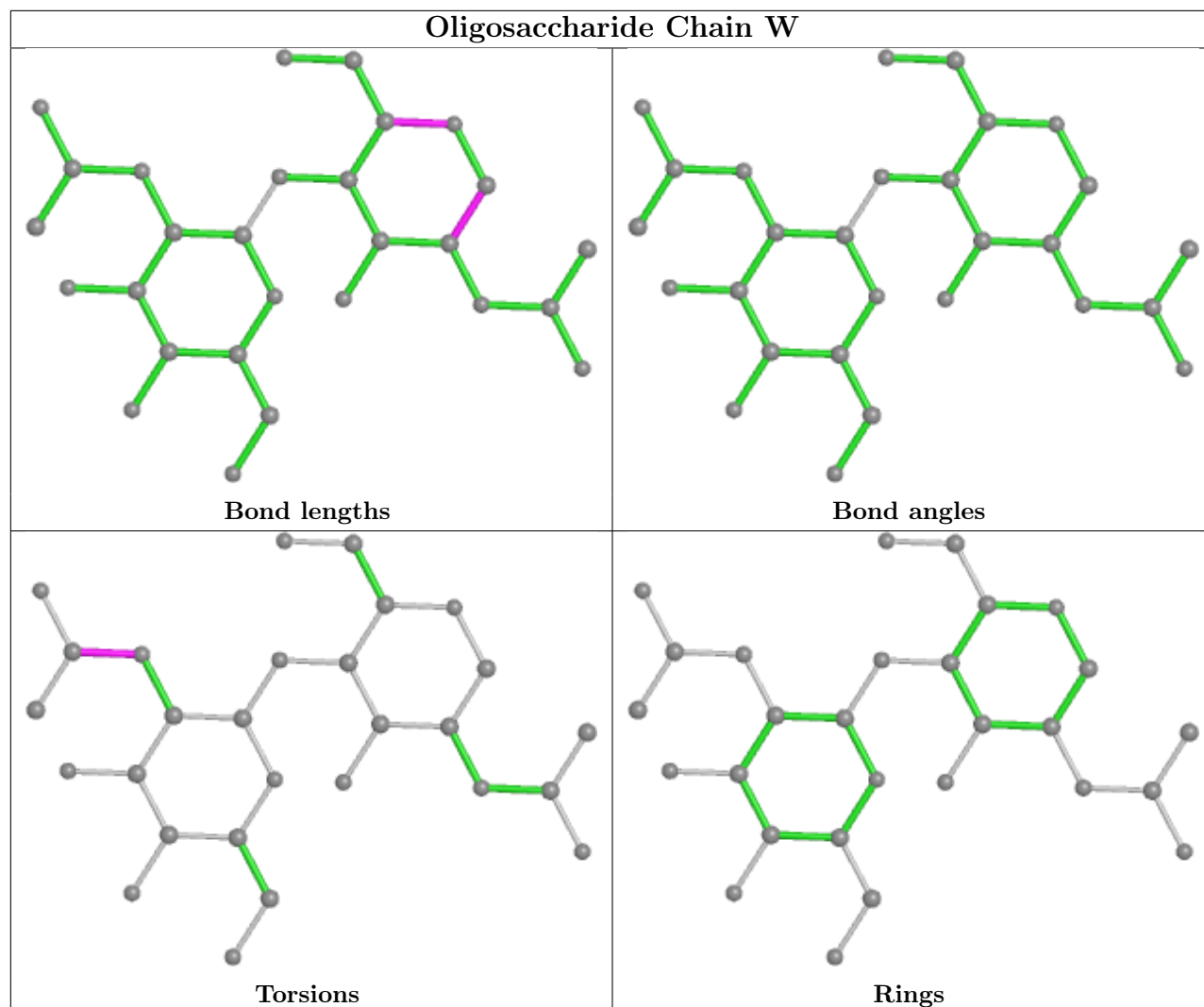


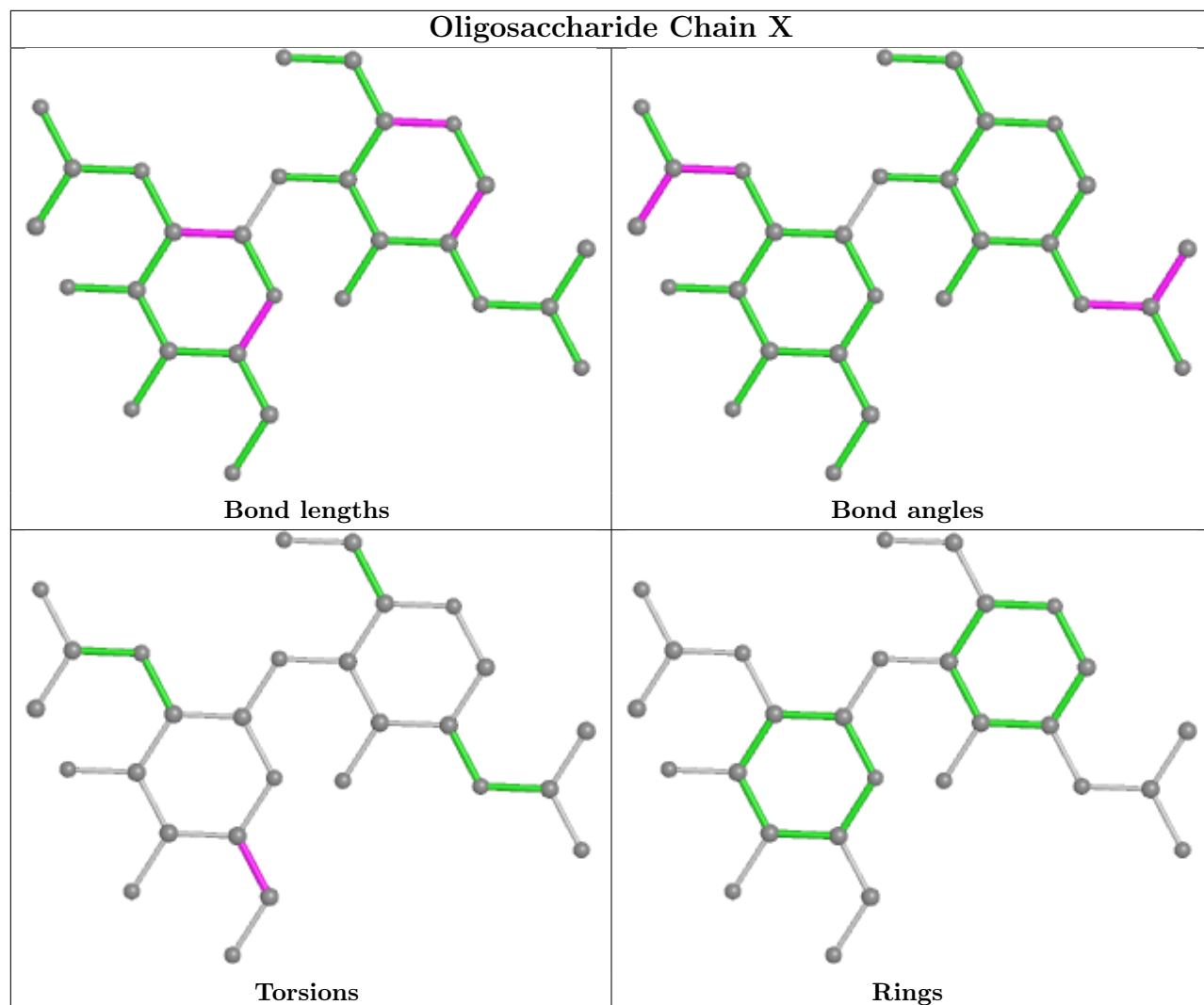


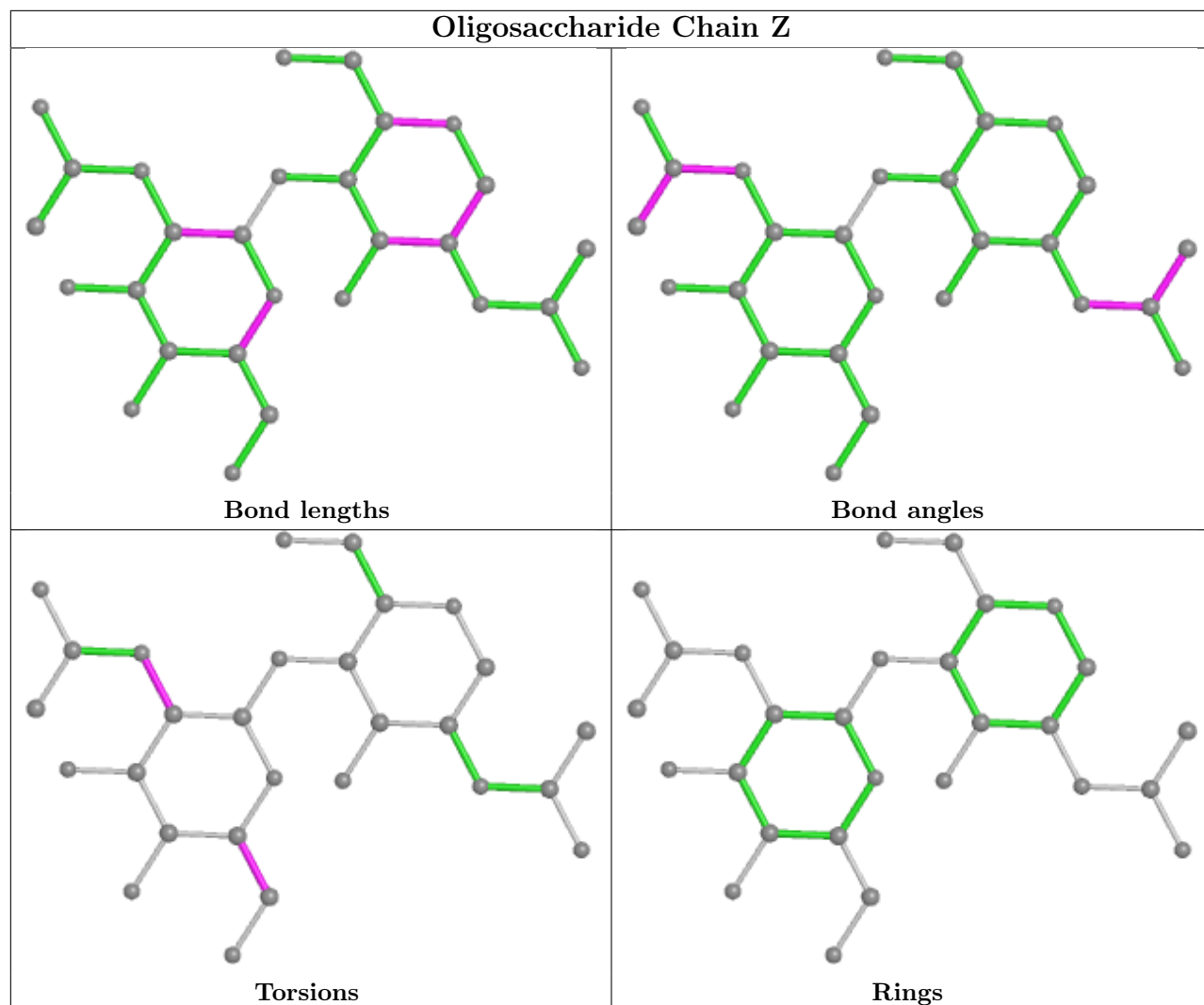


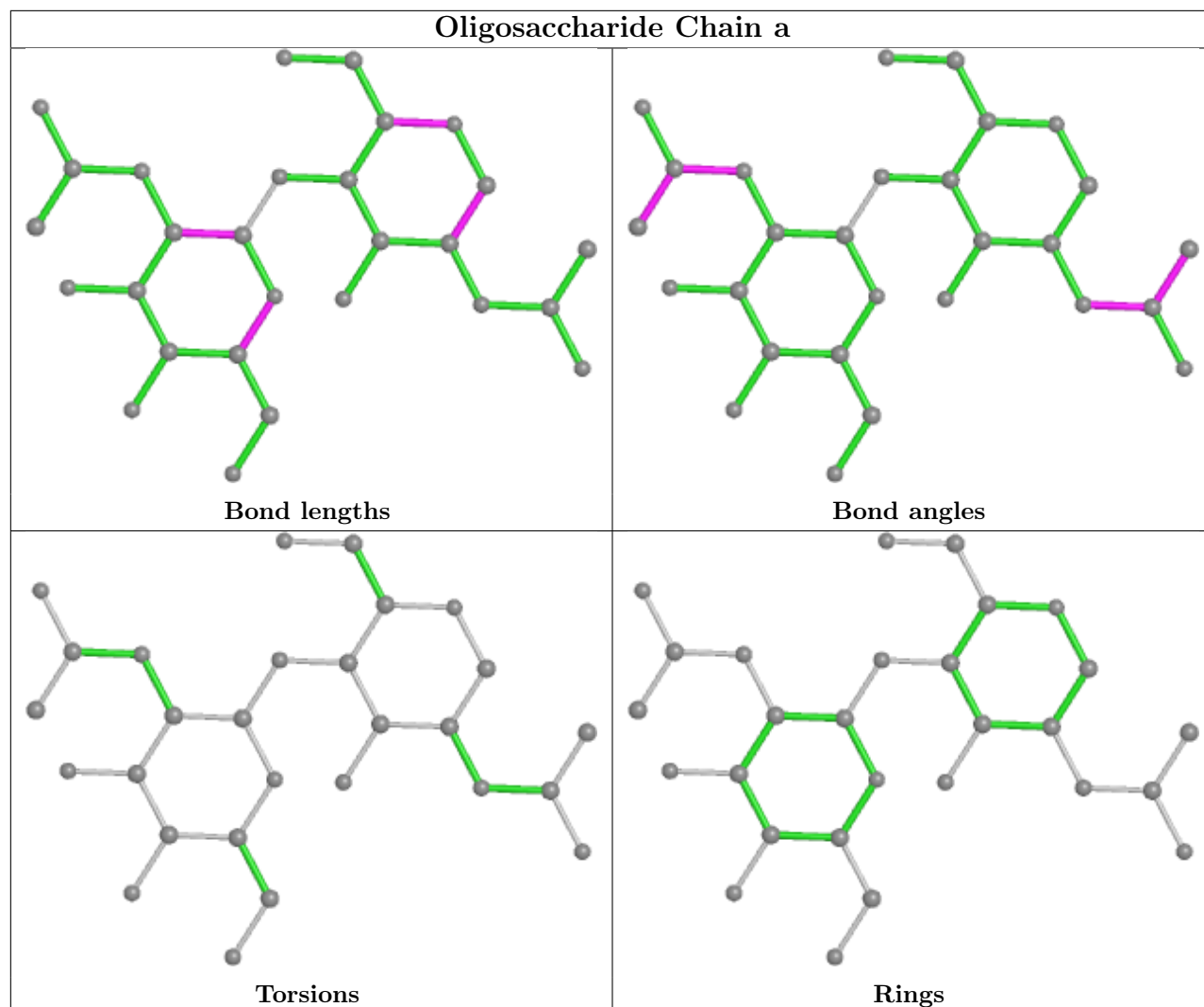


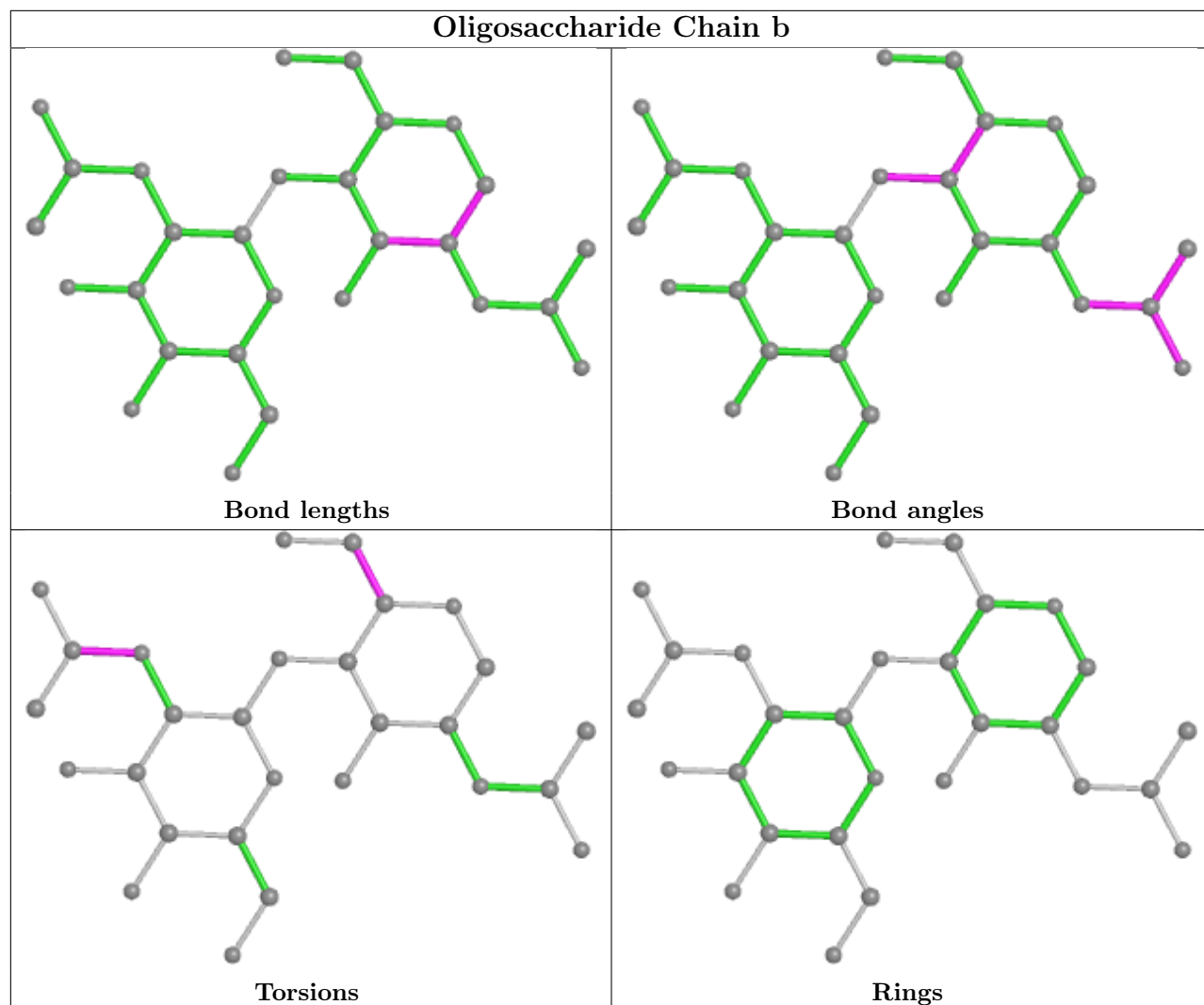


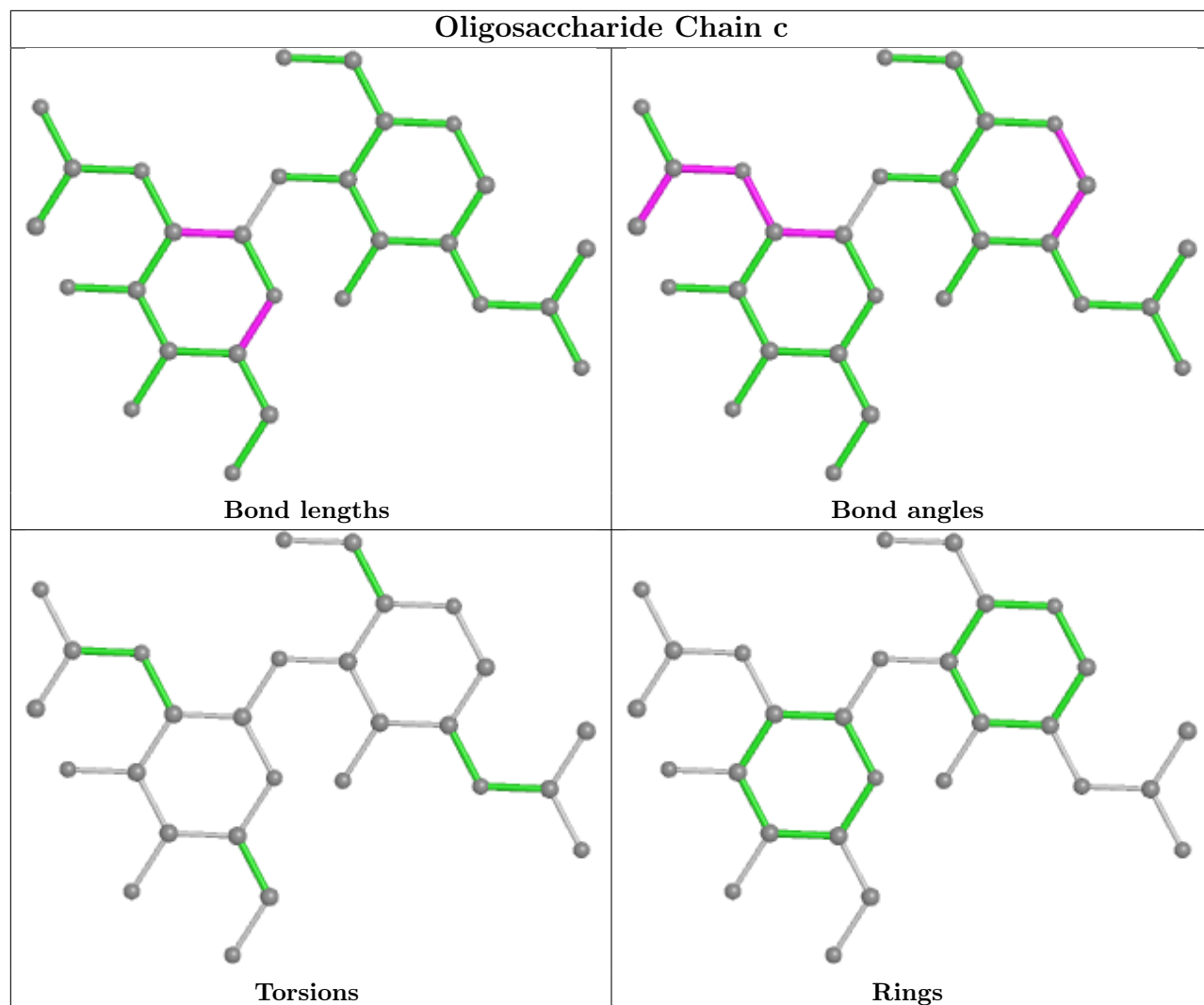


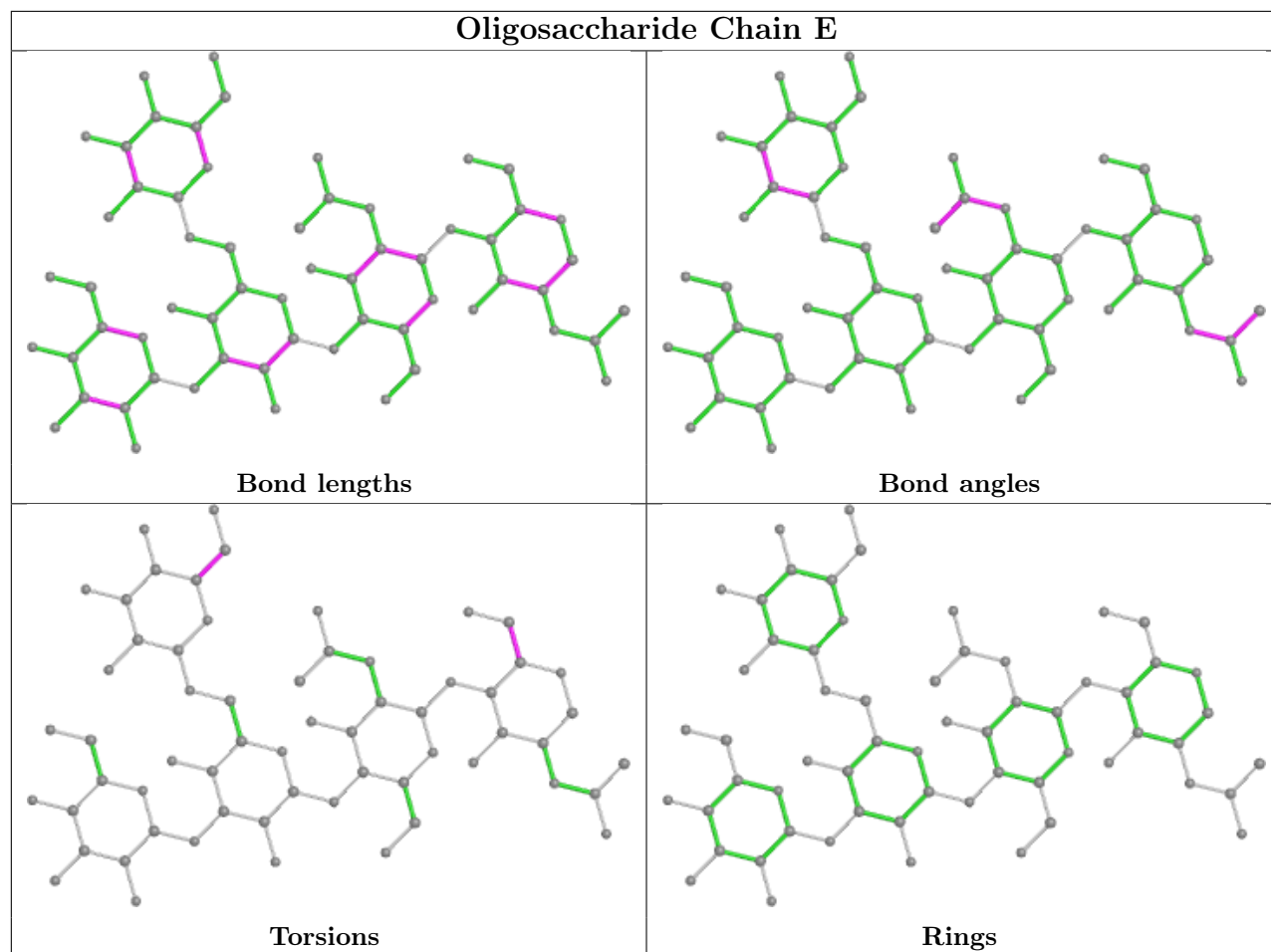




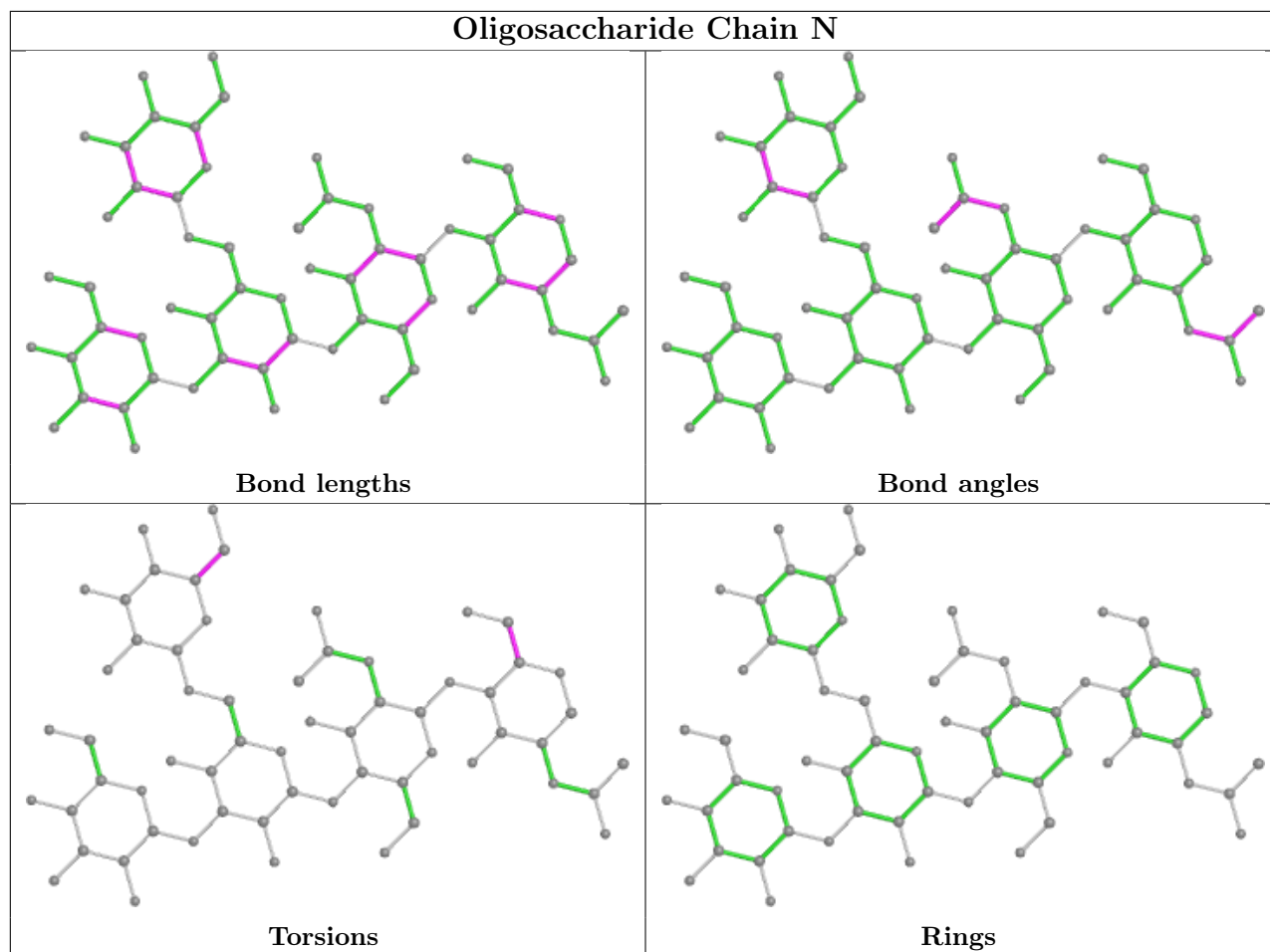


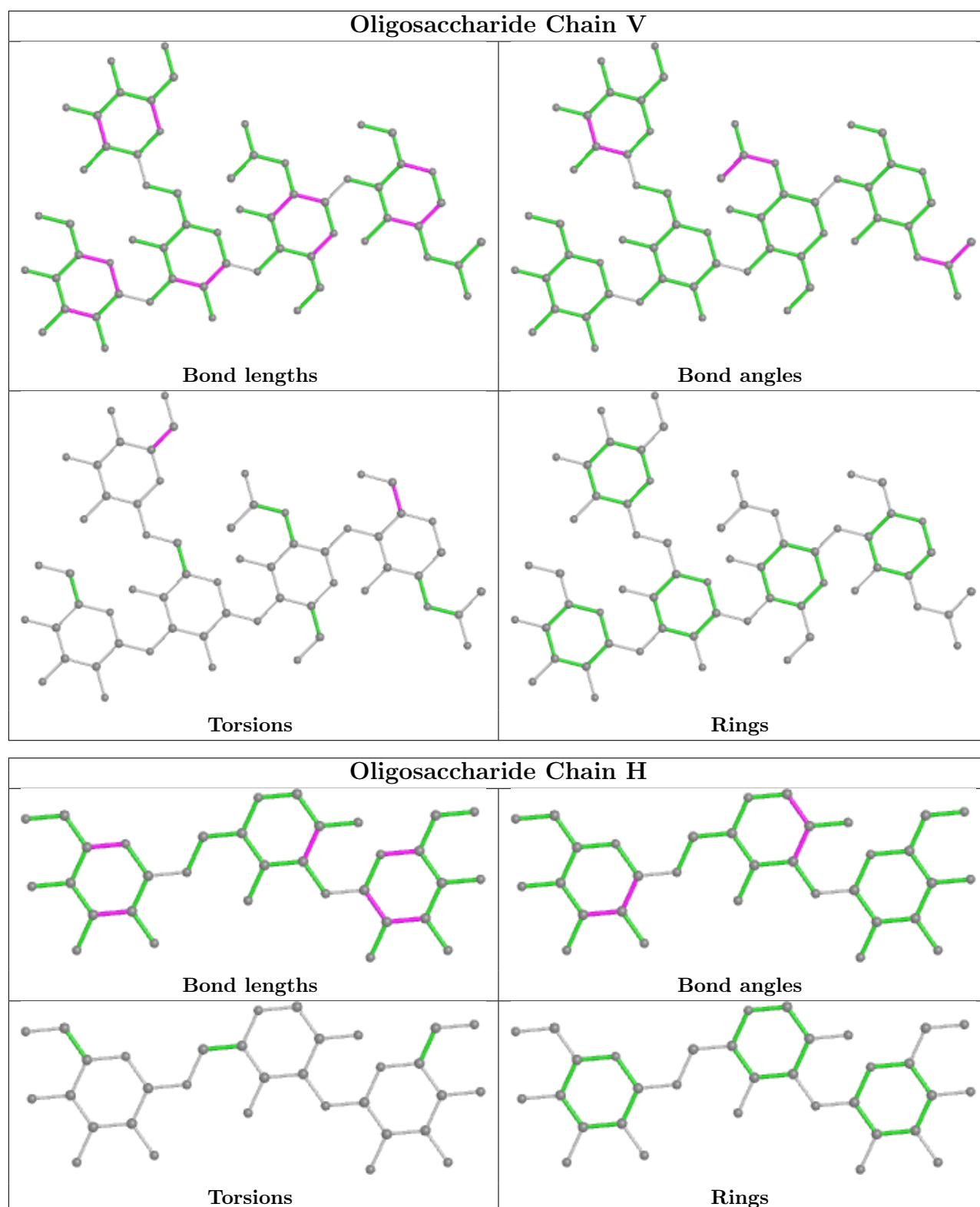


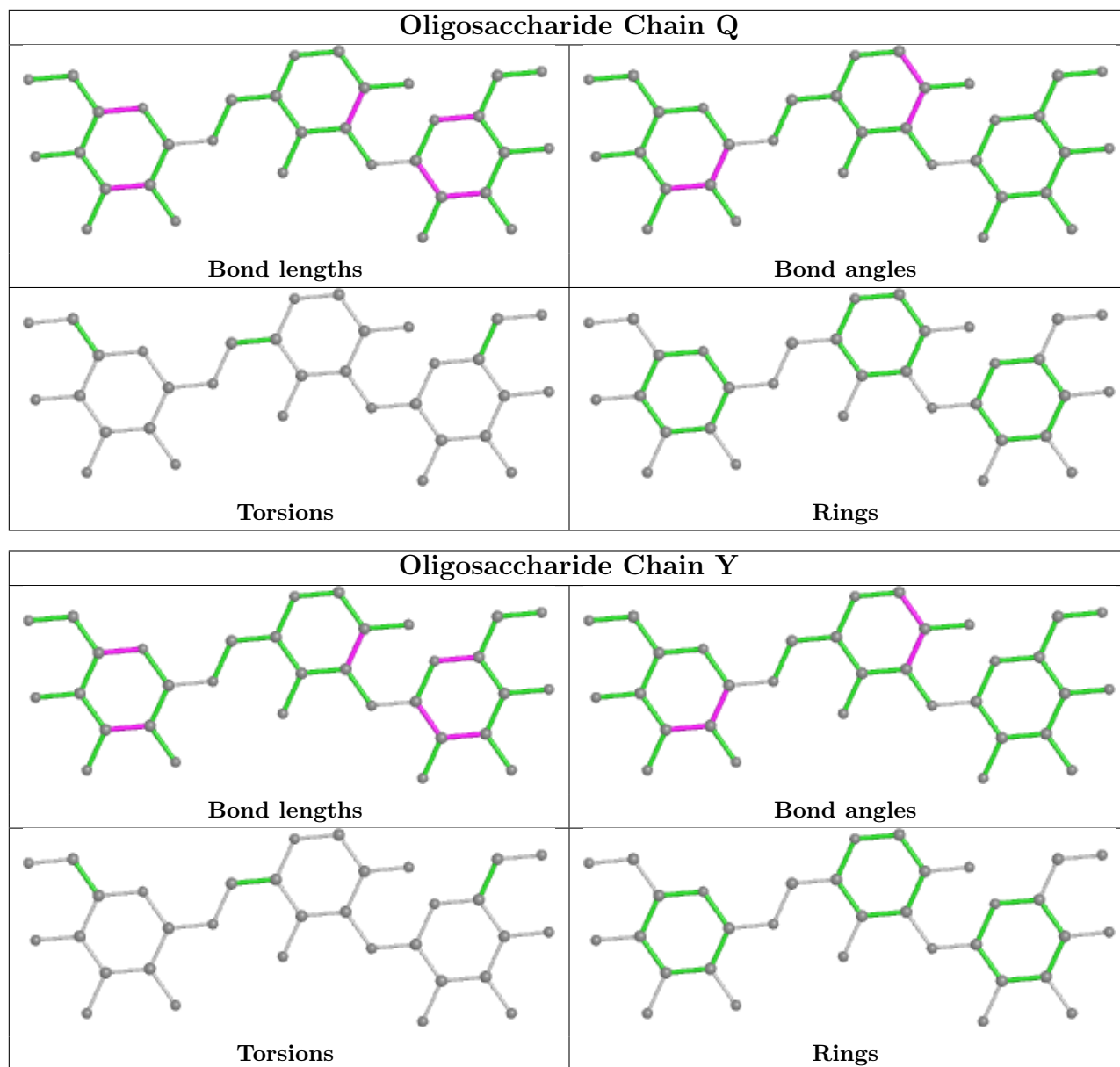












## 5.6 Ligand geometry [i](#)

43 ligands are modelled in this entry.

In the following table, the Counts columns list the number of bonds (or angles) for which Mogul statistics could be retrieved, the number of bonds (or angles) that are observed in the model and the number of bonds (or angles) that are defined in the Chemical Component Dictionary. The Link column lists molecule types, if any, to which the group is linked. The Z score for a bond length (or angle) is the number of standard deviations the observed value is removed from the expected value. A bond length (or angle) with  $|Z| > 2$  is considered an outlier worth inspection. RMSZ is the root-mean-square of all Z scores of the bond lengths (or angles).

Mol	Type	Chain	Res	Link	Bond lengths			Bond angles		
					Counts	RMSZ	# Z  > 2	Counts	RMSZ	# Z  > 2
5	NAG	A	1507	1	14,14,15	1.61	2 (14%)	17,19,21	0.95	1 (5%)
5	NAG	A	1504	1	14,14,15	1.54	2 (14%)	17,19,21	1.08	1 (5%)
5	NAG	A	1513	1	14,14,15	0.31	0	17,19,21	0.67	0
5	NAG	B	1513	1	14,14,15	1.71	3 (21%)	17,19,21	0.99	2 (11%)
5	NAG	B	1509	1	14,14,15	1.52	2 (14%)	17,19,21	0.99	1 (5%)
5	NAG	B	1510	1	14,14,15	1.54	2 (14%)	17,19,21	1.01	1 (5%)
5	NAG	A	1502	1	14,14,15	1.52	2 (14%)	17,19,21	1.00	1 (5%)
5	NAG	C	1510	1	14,14,15	1.54	2 (14%)	17,19,21	1.01	1 (5%)
5	NAG	C	1508	1	14,14,15	1.59	3 (21%)	17,19,21	0.77	0
5	NAG	A	1511	1	14,14,15	0.29	0	17,19,21	0.69	0
5	NAG	C	1512	1	14,14,15	1.71	3 (21%)	17,19,21	0.99	2 (11%)
5	NAG	C	1506	1	14,14,15	0.51	0	17,19,21	1.22	1 (5%)
5	NAG	C	1501	1	14,14,15	1.49	2 (14%)	17,19,21	1.06	0
5	NAG	A	1508	1	14,14,15	1.60	3 (21%)	17,19,21	0.77	0
5	NAG	A	1505	1	14,14,15	1.64	2 (14%)	17,19,21	0.97	1 (5%)
5	NAG	A	1512	1	14,14,15	1.70	3 (21%)	17,19,21	0.99	2 (11%)
5	NAG	B	1502	1	14,14,15	1.52	2 (14%)	17,19,21	1.00	1 (5%)
5	NAG	B	1512	1	14,14,15	0.30	0	17,19,21	0.70	0
5	NAG	B	1508	1	14,14,15	1.59	3 (21%)	17,19,21	0.77	0
5	NAG	C	1507	1	14,14,15	1.61	2 (14%)	17,19,21	0.95	1 (5%)
5	NAG	B	1505	1	14,14,15	1.65	2 (14%)	17,19,21	0.98	1 (5%)
5	NAG	B	1507	1	14,14,15	1.62	2 (14%)	17,19,21	0.95	1 (5%)
5	NAG	A	1501	1	14,14,15	1.48	2 (14%)	17,19,21	1.06	0
5	NAG	C	1503	1	14,14,15	1.48	2 (14%)	17,19,21	0.96	1 (5%)
5	NAG	B	1501	1	14,14,15	1.48	2 (14%)	17,19,21	1.06	0
5	NAG	A	1510	1	14,14,15	1.54	2 (14%)	17,19,21	1.01	1 (5%)
5	NAG	A	1503	1	14,14,15	1.48	2 (14%)	17,19,21	0.95	1 (5%)
5	NAG	A	1506	1	14,14,15	0.52	0	17,19,21	1.22	1 (5%)
5	NAG	B	1504	1	14,14,15	1.54	2 (14%)	17,19,21	1.07	1 (5%)
5	NAG	B	1506	1	14,14,15	0.52	0	17,19,21	1.21	1 (5%)
5	NAG	C	1509	1	14,14,15	1.52	2 (14%)	17,19,21	0.99	1 (5%)
5	NAG	C	1514	1	14,14,15	0.41	0	17,19,21	1.17	1 (5%)
5	NAG	C	1502	1	14,14,15	1.52	2 (14%)	17,19,21	1.00	1 (5%)
5	NAG	A	1514	1	14,14,15	0.42	0	17,19,21	1.16	1 (5%)
5	NAG	B	1514	1	14,14,15	0.30	0	17,19,21	0.67	0

Mol	Type	Chain	Res	Link	Bond lengths			Bond angles		
					Counts	RMSZ	# Z  > 2	Counts	RMSZ	# Z  > 2
5	NAG	B	1503	1	14,14,15	1.48	2 (14%)	17,19,21	0.96	1 (5%)
5	NAG	B	1515	1	14,14,15	0.41	0	17,19,21	1.17	2 (11%)
5	NAG	A	1509	1	14,14,15	1.52	2 (14%)	17,19,21	0.99	1 (5%)
5	NAG	C	1505	1	14,14,15	1.64	2 (14%)	17,19,21	0.97	1 (5%)
5	NAG	B	1511	1	14,14,15	0.39	0	17,19,21	0.90	1 (5%)
5	NAG	C	1504	1	14,14,15	1.54	2 (14%)	17,19,21	1.07	1 (5%)
5	NAG	C	1513	1	14,14,15	0.31	0	17,19,21	0.67	0
5	NAG	C	1511	1	14,14,15	0.29	0	17,19,21	0.70	0

In the following table, the Chirals column lists the number of chiral outliers, the number of chiral centers analysed, the number of these observed in the model and the number defined in the Chemical Component Dictionary. Similar counts are reported in the Torsion and Rings columns. '-' means no outliers of that kind were identified.

Mol	Type	Chain	Res	Link	Chirals	Torsions	Rings
5	NAG	A	1507	1	-	0/6/23/26	0/1/1/1
5	NAG	A	1504	1	-	0/6/23/26	0/1/1/1
5	NAG	A	1513	1	-	3/6/23/26	0/1/1/1
5	NAG	B	1513	1	-	2/6/23/26	0/1/1/1
5	NAG	B	1509	1	-	0/6/23/26	0/1/1/1
5	NAG	B	1510	1	-	0/6/23/26	0/1/1/1
5	NAG	A	1502	1	-	0/6/23/26	0/1/1/1
5	NAG	C	1510	1	-	0/6/23/26	0/1/1/1
5	NAG	C	1508	1	-	0/6/23/26	0/1/1/1
5	NAG	A	1511	1	-	2/6/23/26	0/1/1/1
5	NAG	C	1512	1	-	2/6/23/26	0/1/1/1
5	NAG	C	1506	1	-	2/6/23/26	0/1/1/1
5	NAG	C	1501	1	-	0/6/23/26	0/1/1/1
5	NAG	A	1508	1	-	0/6/23/26	0/1/1/1
5	NAG	A	1505	1	-	0/6/23/26	0/1/1/1
5	NAG	A	1512	1	-	2/6/23/26	0/1/1/1
5	NAG	B	1502	1	-	0/6/23/26	0/1/1/1
5	NAG	B	1512	1	-	2/6/23/26	0/1/1/1
5	NAG	B	1508	1	-	0/6/23/26	0/1/1/1
5	NAG	C	1507	1	-	0/6/23/26	0/1/1/1
5	NAG	B	1505	1	-	0/6/23/26	0/1/1/1
5	NAG	B	1507	1	-	0/6/23/26	0/1/1/1
5	NAG	A	1501	1	-	0/6/23/26	0/1/1/1
5	NAG	C	1503	1	-	0/6/23/26	0/1/1/1
5	NAG	B	1501	1	-	0/6/23/26	0/1/1/1

Continued on next page...

Continued from previous page...

Mol	Type	Chain	Res	Link	Chirals	Torsions	Rings
5	NAG	A	1510	1	-	0/6/23/26	0/1/1/1
5	NAG	A	1503	1	-	0/6/23/26	0/1/1/1
5	NAG	A	1506	1	-	2/6/23/26	0/1/1/1
5	NAG	B	1504	1	-	0/6/23/26	0/1/1/1
5	NAG	B	1506	1	-	2/6/23/26	0/1/1/1
5	NAG	C	1509	1	-	0/6/23/26	0/1/1/1
5	NAG	C	1514	1	-	0/6/23/26	0/1/1/1
5	NAG	C	1502	1	-	0/6/23/26	0/1/1/1
5	NAG	A	1514	1	-	0/6/23/26	0/1/1/1
5	NAG	B	1514	1	-	3/6/23/26	0/1/1/1
5	NAG	B	1503	1	-	0/6/23/26	0/1/1/1
5	NAG	B	1515	1	-	0/6/23/26	0/1/1/1
5	NAG	A	1509	1	-	0/6/23/26	0/1/1/1
5	NAG	C	1505	1	-	0/6/23/26	0/1/1/1
5	NAG	B	1511	1	-	0/6/23/26	0/1/1/1
5	NAG	C	1504	1	-	0/6/23/26	0/1/1/1
5	NAG	C	1513	1	-	3/6/23/26	0/1/1/1
5	NAG	C	1511	1	-	2/6/23/26	0/1/1/1

The worst 5 of 66 bond length outliers are listed below:

Mol	Chain	Res	Type	Atoms	Z	Observed(Å)	Ideal(Å)
5	A	1507	NAG	C1-C2	4.21	1.58	1.52
5	A	1508	NAG	C1-C2	4.20	1.58	1.52
5	B	1507	NAG	C1-C2	4.20	1.58	1.52
5	C	1507	NAG	C1-C2	4.19	1.58	1.52
5	B	1505	NAG	C1-C2	4.18	1.58	1.52

The worst 5 of 35 bond angle outliers are listed below:

Mol	Chain	Res	Type	Atoms	Z	Observed(°)	Ideal(°)
5	A	1506	NAG	C1-O5-C5	-3.59	107.33	112.19
5	C	1506	NAG	C1-O5-C5	-3.58	107.34	112.19
5	B	1506	NAG	C1-O5-C5	-3.58	107.35	112.19
5	A	1504	NAG	C8-C7-N2	2.88	120.97	116.10
5	C	1504	NAG	C8-C7-N2	2.87	120.96	116.10

There are no chirality outliers.

5 of 27 torsion outliers are listed below:

Mol	Chain	Res	Type	Atoms
5	A	1511	NAG	C8-C7-N2-C2
5	A	1511	NAG	O7-C7-N2-C2
5	B	1512	NAG	C8-C7-N2-C2
5	B	1512	NAG	O7-C7-N2-C2
5	C	1511	NAG	C8-C7-N2-C2

There are no ring outliers.

No monomer is involved in short contacts.

## 5.7 Other polymers [i](#)

There are no such residues in this entry.

## 5.8 Polymer linkage issues [i](#)

There are no chain breaks in this entry.

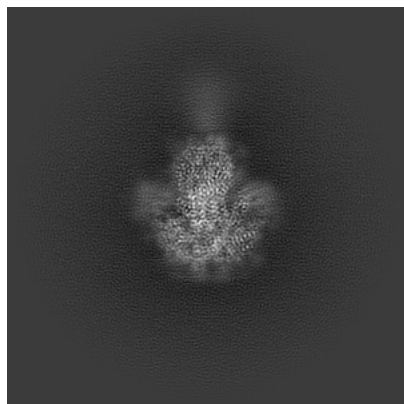
## 6 Map visualisation [i](#)

This section contains visualisations of the EMDB entry EMD-26727. These allow visual inspection of the internal detail of the map and identification of artifacts.

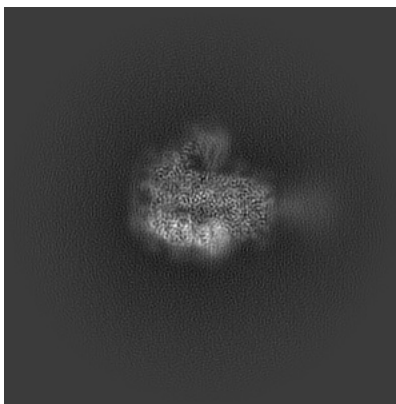
Images derived from a raw map, generated by summing the deposited half-maps, are presented below the corresponding image components of the primary map to allow further visual inspection and comparison with those of the primary map.

### 6.1 Orthogonal projections [i](#)

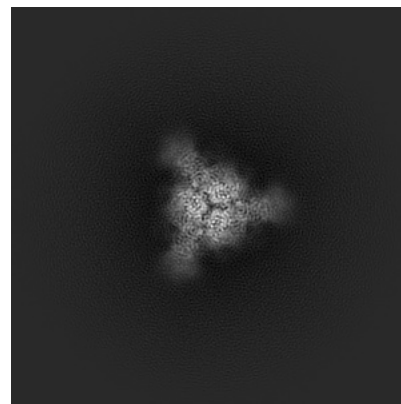
#### 6.1.1 Primary map



X

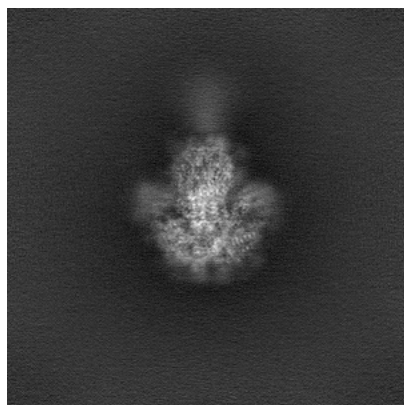


Y

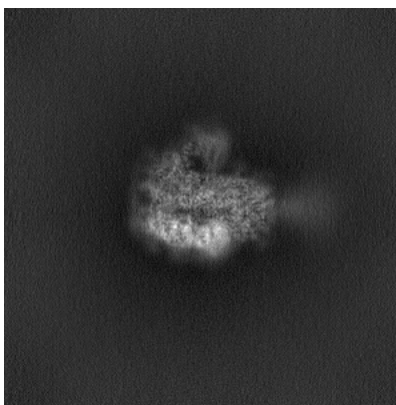


Z

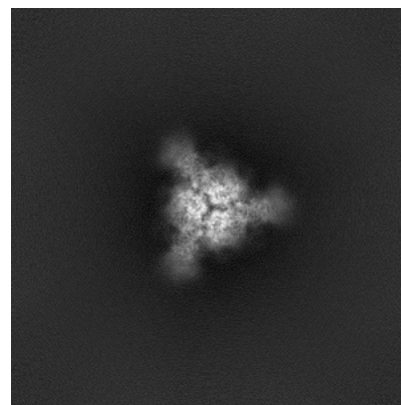
#### 6.1.2 Raw map



X



Y



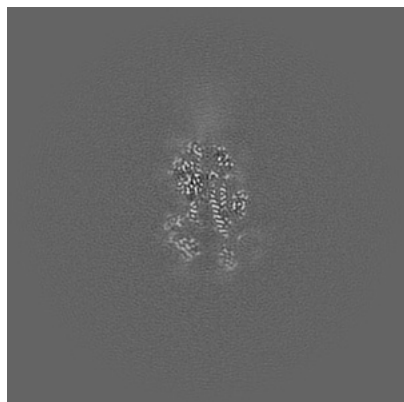
Z

The images above show the map projected in three orthogonal directions.

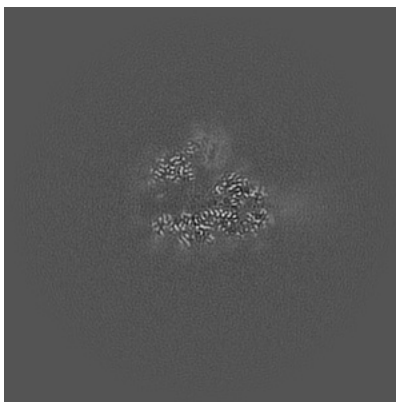


## 6.2 Central slices [i](#)

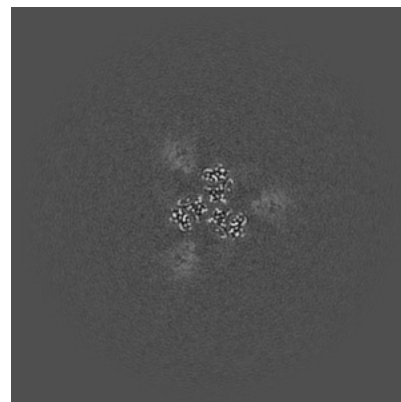
### 6.2.1 Primary map



X Index: 256

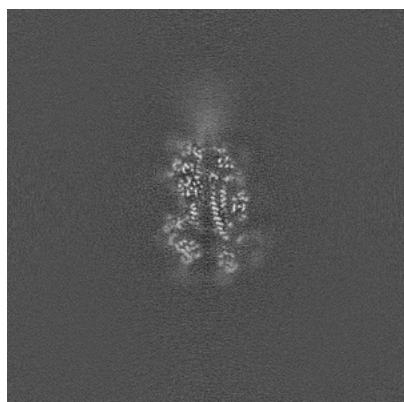


Y Index: 256

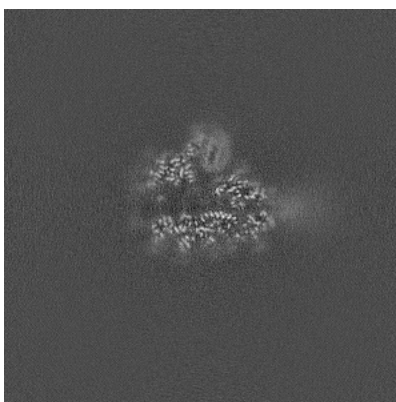


Z Index: 256

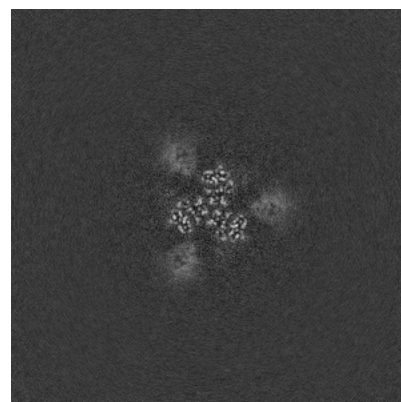
### 6.2.2 Raw map



X Index: 256



Y Index: 256

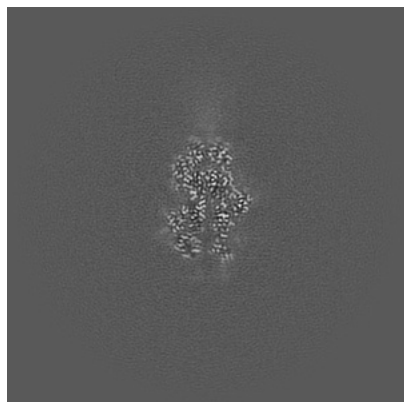


Z Index: 256

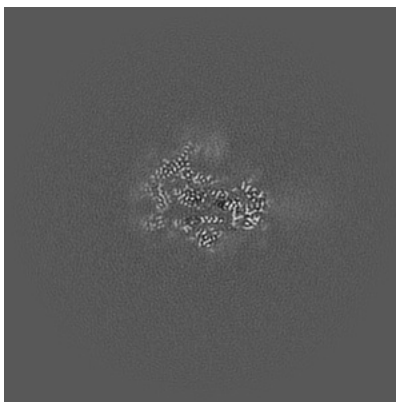
The images above show central slices of the map in three orthogonal directions.

## 6.3 Largest variance slices [i](#)

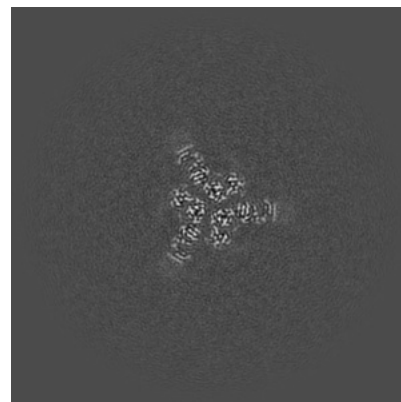
### 6.3.1 Primary map



X Index: 264

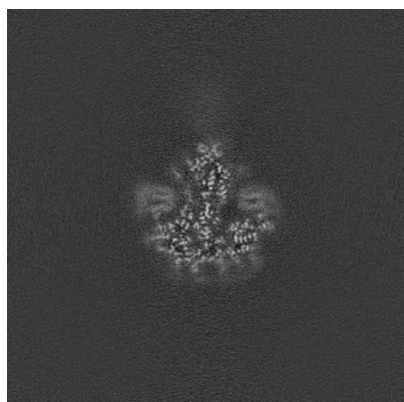


Y Index: 244

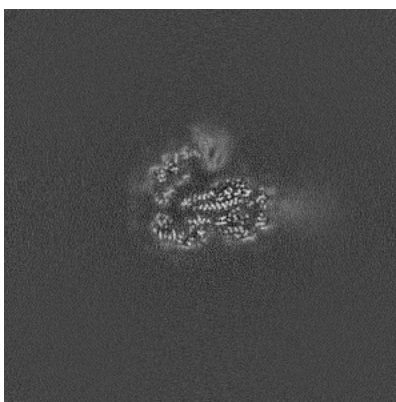


Z Index: 238

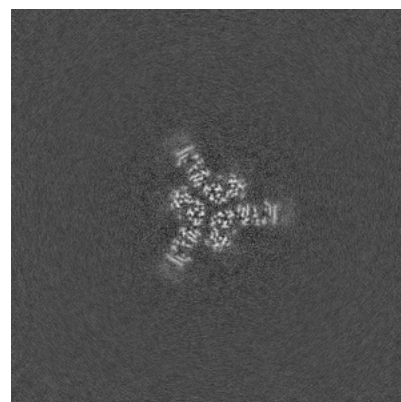
### 6.3.2 Raw map



X Index: 230



Y Index: 264




Z Index: 238

The images above show the largest variance slices of the map in three orthogonal directions.


## 6.4 Orthogonal surface views [i](#)

### 6.4.1 Primary map



The images above show the 3D surface view of the map at the recommended contour level 0.668. These images, in conjunction with the slice images, may facilitate assessment of whether an appropriate contour level has been provided.

### 6.4.2 Raw map



These images show the 3D surface of the raw map. The raw map's contour level was selected so that its surface encloses the same volume as the primary map does at its recommended contour level.

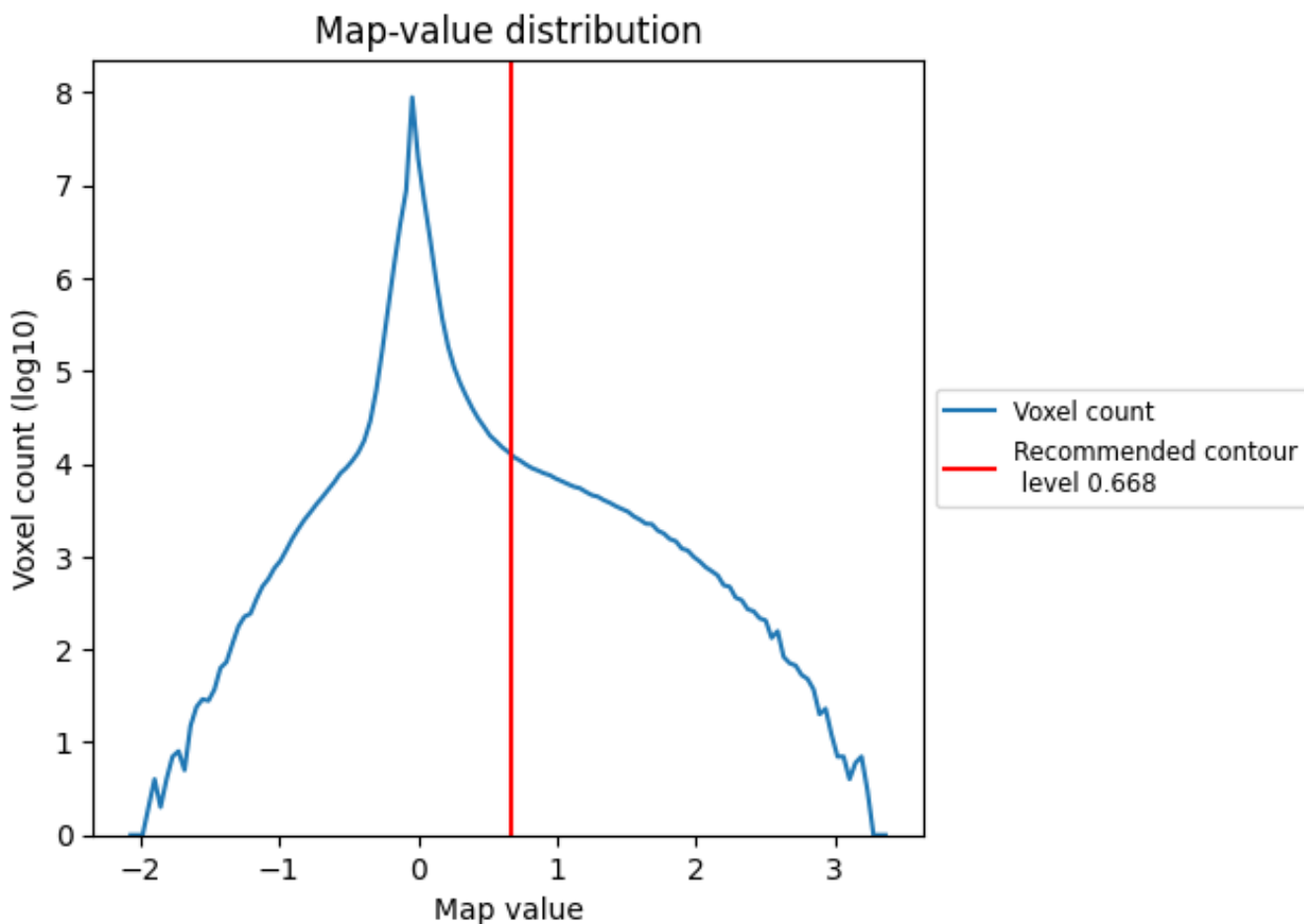
## 6.5 Mask visualisation [i](#)

This section was not generated. No masks/segmentation were deposited.

## 7 Map analysis [i](#)

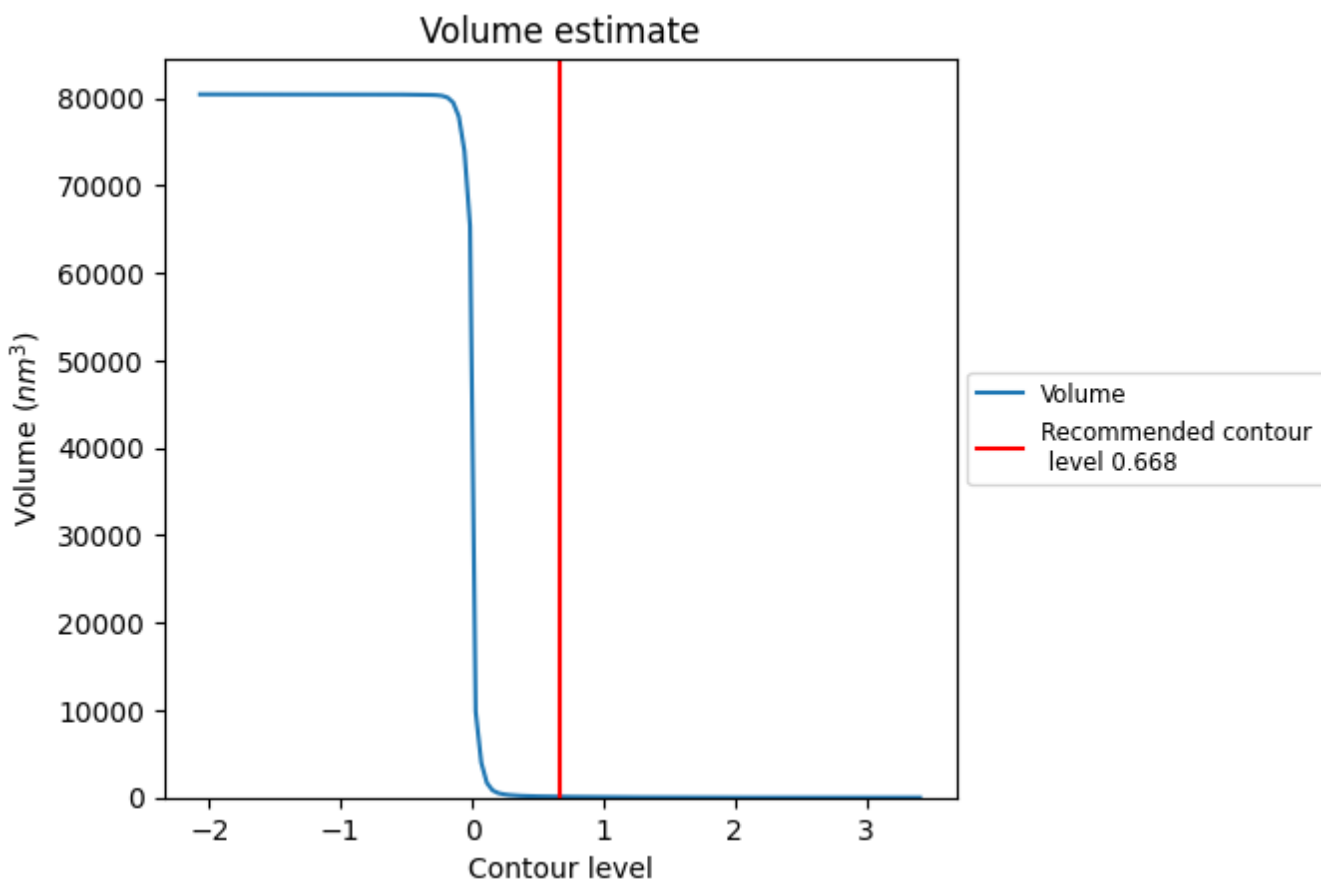
This section contains the results of statistical analysis of the map.

### 7.1 Map-value distribution [i](#)



The map-value distribution is plotted in 128 intervals along the x-axis. The y-axis is logarithmic. A spike in this graph at zero usually indicates that the volume has been masked.

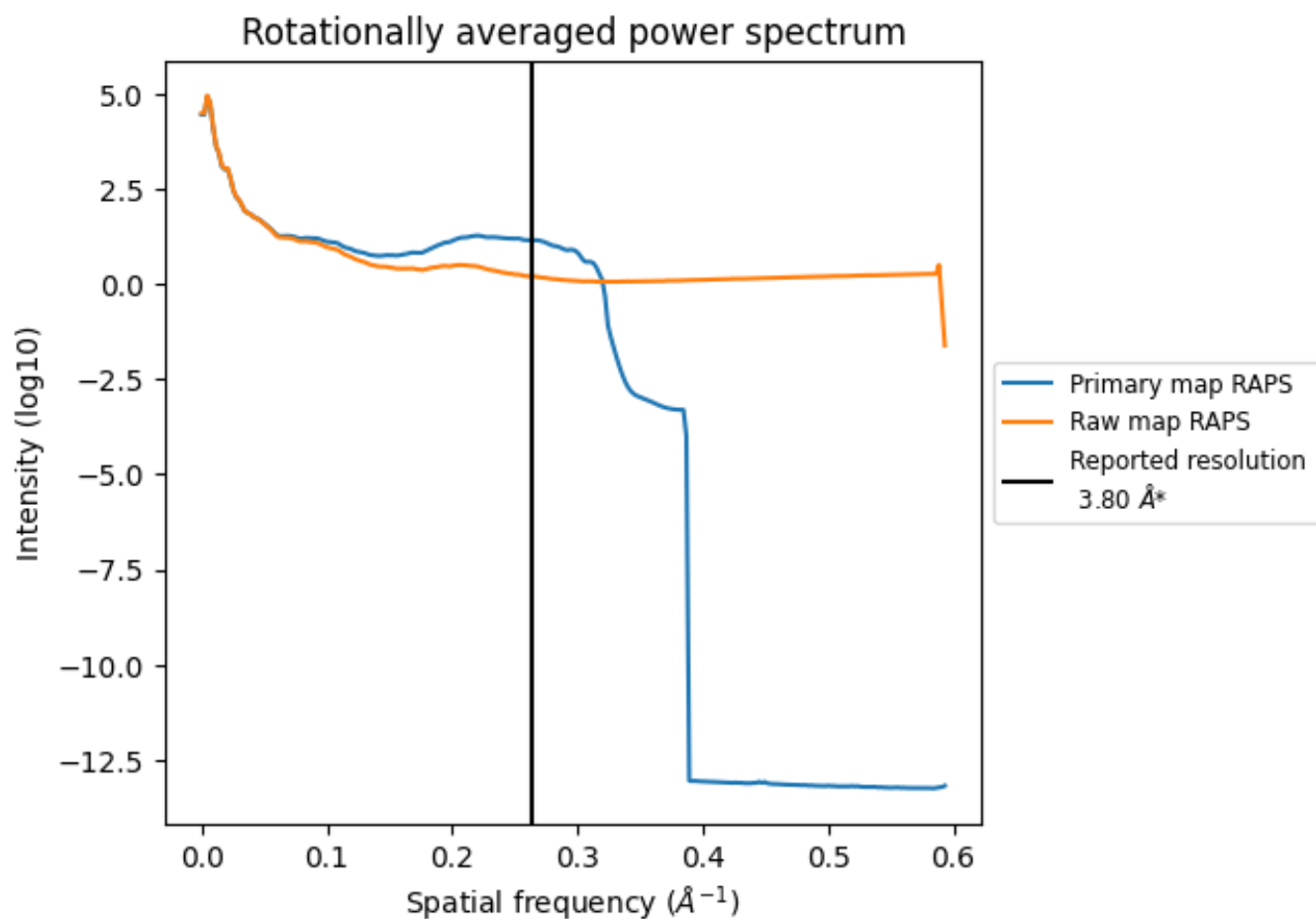
## 7.2 Volume estimate [i](#)



The volume at the recommended contour level is 96 nm<sup>3</sup>; this corresponds to an approximate mass of 87 kDa.

The volume estimate graph shows how the enclosed volume varies with the contour level. The recommended contour level is shown as a vertical line and the intersection between the line and the curve gives the volume of the enclosed surface at the given level.

### 7.3 Rotationally averaged power spectrum [i](#)

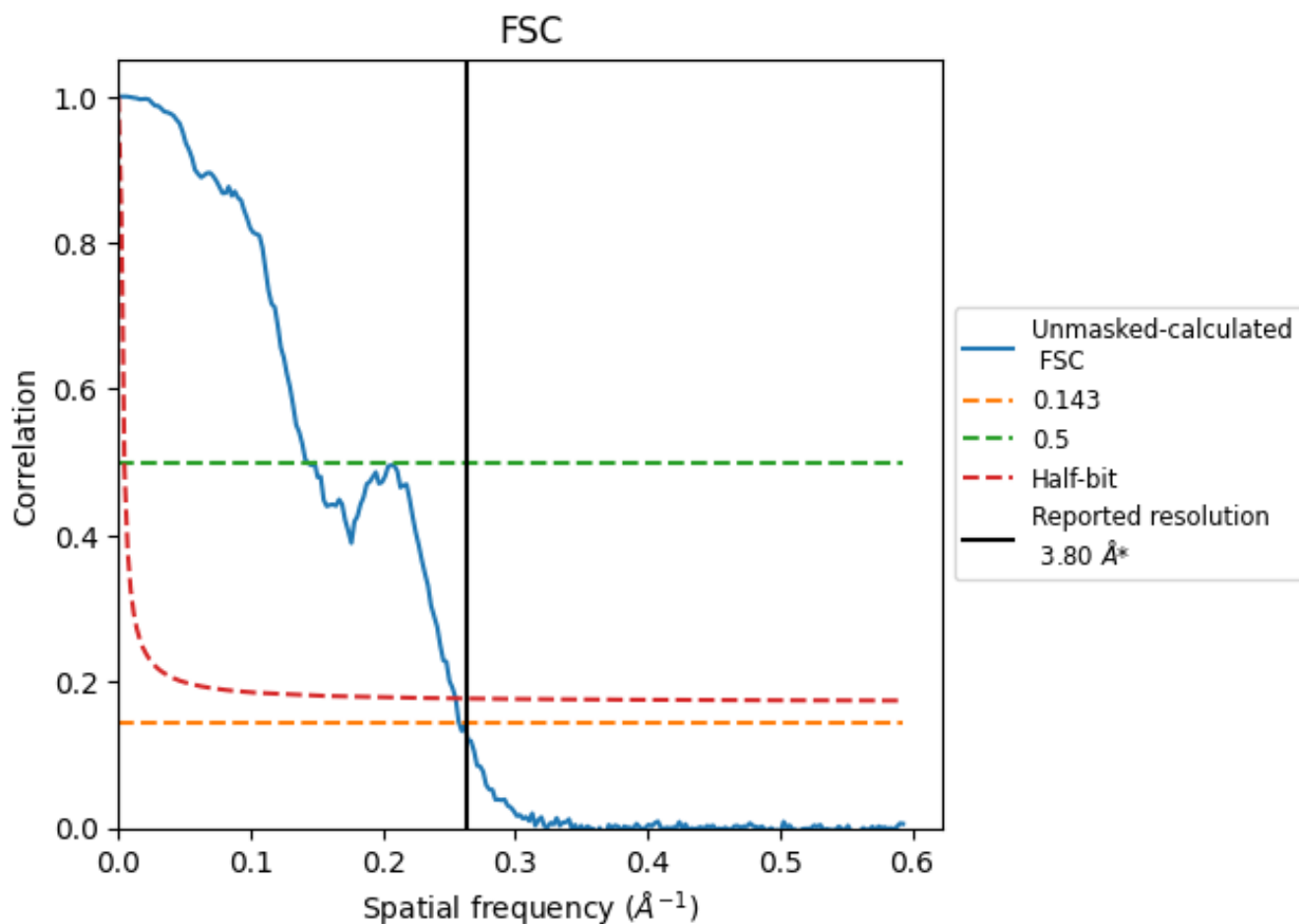


\*Reported resolution corresponds to spatial frequency of 0.263 Å<sup>-1</sup>

## 8 Fourier-Shell correlation [i](#)

Fourier-Shell Correlation (FSC) is the most commonly used method to estimate the resolution of single-particle and subtomogram-averaged maps. The shape of the curve depends on the imposed symmetry, mask and whether or not the two 3D reconstructions used were processed from a common reference. The reported resolution is shown as a black line. A curve is displayed for the half-bit criterion in addition to lines showing the 0.143 gold standard cut-off and 0.5 cut-off.

### 8.1 FSC [i](#)



\*Reported resolution corresponds to spatial frequency of 0.263 Å<sup>-1</sup>

## 8.2 Resolution estimates [i](#)

Resolution estimate (Å)	Estimation criterion (FSC cut-off)		
	0.143	0.5	Half-bit
Reported by author	3.80	-	-
Author-provided FSC curve	-	-	-
Unmasked-calculated*	3.88	7.00	3.92


\*Resolution estimate based on FSC curve calculated by comparison of deposited half-maps.



## 9 Map-model fit [i](#)


This section contains information regarding the fit between EMDB map EMD-26727 and PDB model 7US6. Per-residue inclusion information can be found in section 3 on page 19.

### 9.1 Map-model overlay [i](#)



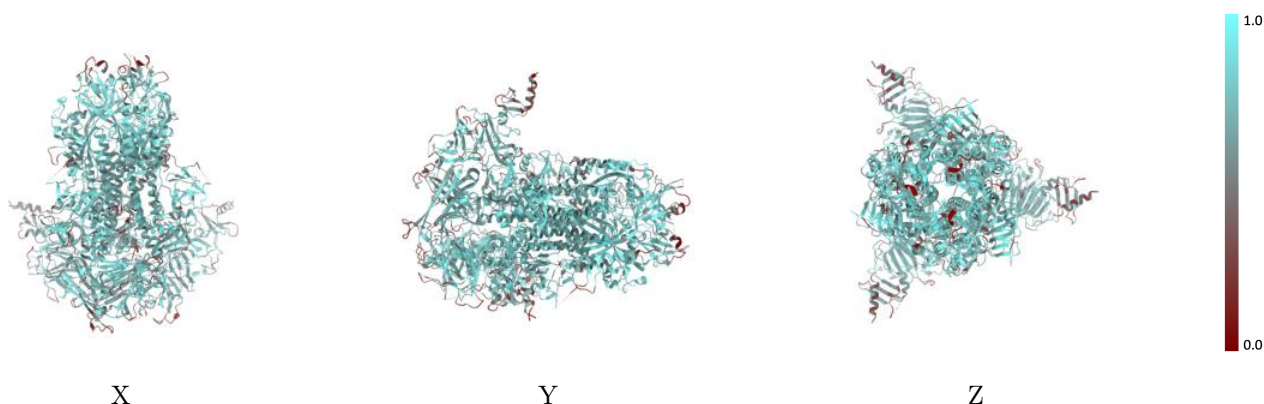
The images above show the 3D surface view of the map at the recommended contour level 0.668 at 50% transparency in yellow overlaid with a ribbon representation of the model coloured in blue. These images allow for the visual assessment of the quality of fit between the atomic model and the map.

## 9.2 Q-score mapped to coordinate model [\(i\)](#)



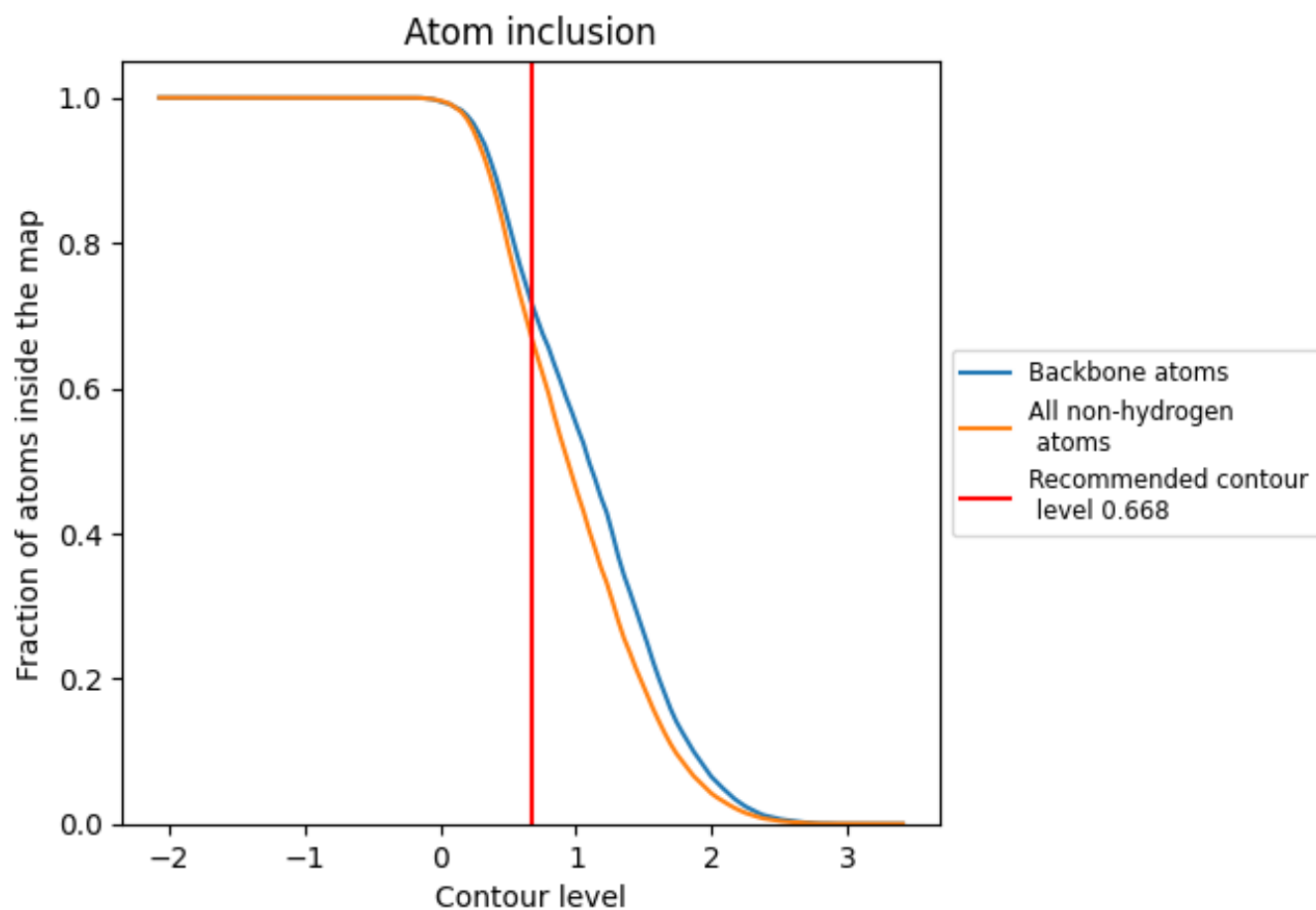
The images above show the model with each residue coloured according to its Q-score. This shows their resolvability in the map with higher Q-score values reflecting better resolvability. Please note: Q-score is calculating the resolvability of atoms, and thus high values are only expected at resolutions at which atoms can be resolved. Low Q-score values may therefore be expected for many entries.

## 9.3 Atom inclusion mapped to coordinate model [\(i\)](#)



The images above show the model with each residue coloured according to its atom inclusion. This shows to what extent they are inside the map at the recommended contour level (0.668).





























































## 9.4 Atom inclusion [i](#)



At the recommended contour level, 72% of all backbone atoms, 67% of all non-hydrogen atoms, are inside the map.

## 9.5 Map-model fit summary

The table lists the average atom inclusion at the recommended contour level (0.668) and Q-score for the entire model and for each chain.

Chain	Atom inclusion	Q-score
All	 0.6736	 0.5340
A	 0.6855	 0.5380
B	 0.6907	 0.5400
C	 0.6890	 0.5390
D	 0.0357	 0.3590
E	 0.3443	 0.3950
F	 0.1429	 0.2830
G	 0.7143	 0.4750
H	 0.2121	 0.3420
I	 0.0714	 0.3250
J	 0.1429	 0.3750
K	 0.3571	 0.5040
L	 0.3571	 0.4420
M	 0.0357	 0.3860
N	 0.3607	 0.3900
O	 0.1429	 0.2830
P	 0.6786	 0.4880
Q	 0.2121	 0.3440
R	 0.0714	 0.3270
S	 0.1429	 0.3860
T	 0.3929	 0.5240
U	 0.0357	 0.3650
V	 0.3607	 0.4060
W	 0.1786	 0.2800
X	 0.7143	 0.4780
Y	 0.2121	 0.3540
Z	 0.0714	 0.3300
a	 0.1429	 0.3840
b	 0.3929	 0.5060
c	 0.3929	 0.4320

