



Full wwPDB X-ray Structure Validation Report ⓘ

Oct 3, 2023 – 12:54 AM EDT

PDB ID : 6UBA
Title : Crystal structure of a GH128 (subgroup VI) exo-beta-1,3-glucanase from Aureobasidium namibiae (AnGH128_VI) in complex with laminaritriose
Authors : Santos, C.R.; Vieira, P.S.; Domingues, M.N.; Cordeiro, R.L.; Tomazini, A.; Murakami, M.T.
Deposited on : 2019-09-11
Resolution : 2.40 Å(reported)

This is a Full wwPDB X-ray Structure Validation Report for a publicly released PDB entry.

We welcome your comments at validation@mail.wwpdb.org

A user guide is available at

<https://www.wwpdb.org/validation/2017/XrayValidationReportHelp>

with specific help available everywhere you see the ⓘ symbol.

The types of validation reports are described at

<http://www.wwpdb.org/validation/2017/FAQs#types>.

The following versions of software and data (see [references ⓘ](#)) were used in the production of this report:

MolProbity : **FAILED**
Mogul : 1.8.5 (274361), CSD as541be (2020)
Xtrriage (Phenix) : 1.13
EDS : **FAILED**
Percentile statistics : 20191225.v01 (using entries in the PDB archive December 25th 2019)
Ideal geometry (proteins) : Engh & Huber (2001)
Ideal geometry (DNA, RNA) : Parkinson et al. (1996)
Validation Pipeline (wwPDB-VP) : 2.35.1

1 Overall quality at a glance

The following experimental techniques were used to determine the structure:

X-RAY DIFFRACTION

The reported resolution of this entry is 2.40 Å.

There are no overall percentile quality scores available for this entry.

MolProbity and EDS failed to run properly - the sequence quality summary graphics cannot be shown.

2 Entry composition

There are 4 unique types of molecules in this entry. The entry contains 21569 atoms, of which 0 are hydrogens and 0 are deuteriums.

In the tables below, the ZeroOcc column contains the number of atoms modelled with zero occupancy, the AltConf column contains the number of residues with at least one atom in alternate conformation and the Trace column contains the number of residues modelled with at most 2 atoms.

- Molecule 1 is a protein called Glyco_hydro_cc domain-containing protein.

Mol	Chain	Residues	Atoms					ZeroOcc	AltConf	Trace
			Total	C	N	O	S			
1	A	247	2030	1300	352	362	16	0	0	0
1	B	247	2030	1300	352	362	16	0	0	0
1	C	247	2030	1300	352	362	16	0	0	0
1	D	247	2030	1300	352	362	16	0	0	0
1	E	248	2035	1303	353	363	16	0	0	0
1	F	247	2030	1300	352	362	16	0	0	0
1	G	247	2030	1300	352	362	16	0	0	0
1	H	247	2036	1303	353	364	16	0	1	0
1	I	247	2030	1300	352	362	16	0	0	0
1	J	247	2030	1300	352	362	16	0	0	0

There are 200 discrepancies between the modelled and reference sequences:

Chain	Residue	Modelled	Actual	Comment	Reference
A	-19	MET	-	initiating methionine	UNP A0A074W9U7
A	-18	GLY	-	expression tag	UNP A0A074W9U7
A	-17	SER	-	expression tag	UNP A0A074W9U7
A	-16	SER	-	expression tag	UNP A0A074W9U7
A	-15	HIS	-	expression tag	UNP A0A074W9U7
A	-14	HIS	-	expression tag	UNP A0A074W9U7
A	-13	HIS	-	expression tag	UNP A0A074W9U7
A	-12	HIS	-	expression tag	UNP A0A074W9U7
A	-11	HIS	-	expression tag	UNP A0A074W9U7

Continued on next page...

Continued from previous page...

Chain	Residue	Modelled	Actual	Comment	Reference
A	-10	HIS	-	expression tag	UNP A0A074W9U7
A	-9	SER	-	expression tag	UNP A0A074W9U7
A	-8	SER	-	expression tag	UNP A0A074W9U7
A	-7	GLY	-	expression tag	UNP A0A074W9U7
A	-6	LEU	-	expression tag	UNP A0A074W9U7
A	-5	VAL	-	expression tag	UNP A0A074W9U7
A	-4	PRO	-	expression tag	UNP A0A074W9U7
A	-3	ALA	-	expression tag	UNP A0A074W9U7
A	-2	GLY	-	expression tag	UNP A0A074W9U7
A	-1	SER	-	expression tag	UNP A0A074W9U7
A	0	HIS	-	expression tag	UNP A0A074W9U7
B	-19	MET	-	initiating methionine	UNP A0A074W9U7
B	-18	GLY	-	expression tag	UNP A0A074W9U7
B	-17	SER	-	expression tag	UNP A0A074W9U7
B	-16	SER	-	expression tag	UNP A0A074W9U7
B	-15	HIS	-	expression tag	UNP A0A074W9U7
B	-14	HIS	-	expression tag	UNP A0A074W9U7
B	-13	HIS	-	expression tag	UNP A0A074W9U7
B	-12	HIS	-	expression tag	UNP A0A074W9U7
B	-11	HIS	-	expression tag	UNP A0A074W9U7
B	-10	HIS	-	expression tag	UNP A0A074W9U7
B	-9	SER	-	expression tag	UNP A0A074W9U7
B	-8	SER	-	expression tag	UNP A0A074W9U7
B	-7	GLY	-	expression tag	UNP A0A074W9U7
B	-6	LEU	-	expression tag	UNP A0A074W9U7
B	-5	VAL	-	expression tag	UNP A0A074W9U7
B	-4	PRO	-	expression tag	UNP A0A074W9U7
B	-3	ALA	-	expression tag	UNP A0A074W9U7
B	-2	GLY	-	expression tag	UNP A0A074W9U7
B	-1	SER	-	expression tag	UNP A0A074W9U7
B	0	HIS	-	expression tag	UNP A0A074W9U7
C	-19	MET	-	initiating methionine	UNP A0A074W9U7
C	-18	GLY	-	expression tag	UNP A0A074W9U7
C	-17	SER	-	expression tag	UNP A0A074W9U7
C	-16	SER	-	expression tag	UNP A0A074W9U7
C	-15	HIS	-	expression tag	UNP A0A074W9U7
C	-14	HIS	-	expression tag	UNP A0A074W9U7
C	-13	HIS	-	expression tag	UNP A0A074W9U7
C	-12	HIS	-	expression tag	UNP A0A074W9U7
C	-11	HIS	-	expression tag	UNP A0A074W9U7
C	-10	HIS	-	expression tag	UNP A0A074W9U7
C	-9	SER	-	expression tag	UNP A0A074W9U7

Continued on next page...

Continued from previous page...

Chain	Residue	Modelled	Actual	Comment	Reference
C	-8	SER	-	expression tag	UNP A0A074W9U7
C	-7	GLY	-	expression tag	UNP A0A074W9U7
C	-6	LEU	-	expression tag	UNP A0A074W9U7
C	-5	VAL	-	expression tag	UNP A0A074W9U7
C	-4	PRO	-	expression tag	UNP A0A074W9U7
C	-3	ALA	-	expression tag	UNP A0A074W9U7
C	-2	GLY	-	expression tag	UNP A0A074W9U7
C	-1	SER	-	expression tag	UNP A0A074W9U7
C	0	HIS	-	expression tag	UNP A0A074W9U7
D	-19	MET	-	initiating methionine	UNP A0A074W9U7
D	-18	GLY	-	expression tag	UNP A0A074W9U7
D	-17	SER	-	expression tag	UNP A0A074W9U7
D	-16	SER	-	expression tag	UNP A0A074W9U7
D	-15	HIS	-	expression tag	UNP A0A074W9U7
D	-14	HIS	-	expression tag	UNP A0A074W9U7
D	-13	HIS	-	expression tag	UNP A0A074W9U7
D	-12	HIS	-	expression tag	UNP A0A074W9U7
D	-11	HIS	-	expression tag	UNP A0A074W9U7
D	-10	HIS	-	expression tag	UNP A0A074W9U7
D	-9	SER	-	expression tag	UNP A0A074W9U7
D	-8	SER	-	expression tag	UNP A0A074W9U7
D	-7	GLY	-	expression tag	UNP A0A074W9U7
D	-6	LEU	-	expression tag	UNP A0A074W9U7
D	-5	VAL	-	expression tag	UNP A0A074W9U7
D	-4	PRO	-	expression tag	UNP A0A074W9U7
D	-3	ALA	-	expression tag	UNP A0A074W9U7
D	-2	GLY	-	expression tag	UNP A0A074W9U7
D	-1	SER	-	expression tag	UNP A0A074W9U7
D	0	HIS	-	expression tag	UNP A0A074W9U7
E	-19	MET	-	initiating methionine	UNP A0A074W9U7
E	-18	GLY	-	expression tag	UNP A0A074W9U7
E	-17	SER	-	expression tag	UNP A0A074W9U7
E	-16	SER	-	expression tag	UNP A0A074W9U7
E	-15	HIS	-	expression tag	UNP A0A074W9U7
E	-14	HIS	-	expression tag	UNP A0A074W9U7
E	-13	HIS	-	expression tag	UNP A0A074W9U7
E	-12	HIS	-	expression tag	UNP A0A074W9U7
E	-11	HIS	-	expression tag	UNP A0A074W9U7
E	-10	HIS	-	expression tag	UNP A0A074W9U7
E	-9	SER	-	expression tag	UNP A0A074W9U7
E	-8	SER	-	expression tag	UNP A0A074W9U7
E	-7	GLY	-	expression tag	UNP A0A074W9U7

Continued on next page...

Continued from previous page...

Chain	Residue	Modelled	Actual	Comment	Reference
E	-6	LEU	-	expression tag	UNP A0A074W9U7
E	-5	VAL	-	expression tag	UNP A0A074W9U7
E	-4	PRO	-	expression tag	UNP A0A074W9U7
E	-3	ALA	-	expression tag	UNP A0A074W9U7
E	-2	GLY	-	expression tag	UNP A0A074W9U7
E	-1	SER	-	expression tag	UNP A0A074W9U7
E	0	HIS	-	expression tag	UNP A0A074W9U7
F	-19	MET	-	initiating methionine	UNP A0A074W9U7
F	-18	GLY	-	expression tag	UNP A0A074W9U7
F	-17	SER	-	expression tag	UNP A0A074W9U7
F	-16	SER	-	expression tag	UNP A0A074W9U7
F	-15	HIS	-	expression tag	UNP A0A074W9U7
F	-14	HIS	-	expression tag	UNP A0A074W9U7
F	-13	HIS	-	expression tag	UNP A0A074W9U7
F	-12	HIS	-	expression tag	UNP A0A074W9U7
F	-11	HIS	-	expression tag	UNP A0A074W9U7
F	-10	HIS	-	expression tag	UNP A0A074W9U7
F	-9	SER	-	expression tag	UNP A0A074W9U7
F	-8	SER	-	expression tag	UNP A0A074W9U7
F	-7	GLY	-	expression tag	UNP A0A074W9U7
F	-6	LEU	-	expression tag	UNP A0A074W9U7
F	-5	VAL	-	expression tag	UNP A0A074W9U7
F	-4	PRO	-	expression tag	UNP A0A074W9U7
F	-3	ALA	-	expression tag	UNP A0A074W9U7
F	-2	GLY	-	expression tag	UNP A0A074W9U7
F	-1	SER	-	expression tag	UNP A0A074W9U7
F	0	HIS	-	expression tag	UNP A0A074W9U7
G	-19	MET	-	initiating methionine	UNP A0A074W9U7
G	-18	GLY	-	expression tag	UNP A0A074W9U7
G	-17	SER	-	expression tag	UNP A0A074W9U7
G	-16	SER	-	expression tag	UNP A0A074W9U7
G	-15	HIS	-	expression tag	UNP A0A074W9U7
G	-14	HIS	-	expression tag	UNP A0A074W9U7
G	-13	HIS	-	expression tag	UNP A0A074W9U7
G	-12	HIS	-	expression tag	UNP A0A074W9U7
G	-11	HIS	-	expression tag	UNP A0A074W9U7
G	-10	HIS	-	expression tag	UNP A0A074W9U7
G	-9	SER	-	expression tag	UNP A0A074W9U7
G	-8	SER	-	expression tag	UNP A0A074W9U7
G	-7	GLY	-	expression tag	UNP A0A074W9U7
G	-6	LEU	-	expression tag	UNP A0A074W9U7
G	-5	VAL	-	expression tag	UNP A0A074W9U7

Continued on next page...

Continued from previous page...

Chain	Residue	Modelled	Actual	Comment	Reference
G	-4	PRO	-	expression tag	UNP A0A074W9U7
G	-3	ALA	-	expression tag	UNP A0A074W9U7
G	-2	GLY	-	expression tag	UNP A0A074W9U7
G	-1	SER	-	expression tag	UNP A0A074W9U7
G	0	HIS	-	expression tag	UNP A0A074W9U7
H	-19	MET	-	initiating methionine	UNP A0A074W9U7
H	-18	GLY	-	expression tag	UNP A0A074W9U7
H	-17	SER	-	expression tag	UNP A0A074W9U7
H	-16	SER	-	expression tag	UNP A0A074W9U7
H	-15	HIS	-	expression tag	UNP A0A074W9U7
H	-14	HIS	-	expression tag	UNP A0A074W9U7
H	-13	HIS	-	expression tag	UNP A0A074W9U7
H	-12	HIS	-	expression tag	UNP A0A074W9U7
H	-11	HIS	-	expression tag	UNP A0A074W9U7
H	-10	HIS	-	expression tag	UNP A0A074W9U7
H	-9	SER	-	expression tag	UNP A0A074W9U7
H	-8	SER	-	expression tag	UNP A0A074W9U7
H	-7	GLY	-	expression tag	UNP A0A074W9U7
H	-6	LEU	-	expression tag	UNP A0A074W9U7
H	-5	VAL	-	expression tag	UNP A0A074W9U7
H	-4	PRO	-	expression tag	UNP A0A074W9U7
H	-3	ALA	-	expression tag	UNP A0A074W9U7
H	-2	GLY	-	expression tag	UNP A0A074W9U7
H	-1	SER	-	expression tag	UNP A0A074W9U7
H	0	HIS	-	expression tag	UNP A0A074W9U7
I	-19	MET	-	initiating methionine	UNP A0A074W9U7
I	-18	GLY	-	expression tag	UNP A0A074W9U7
I	-17	SER	-	expression tag	UNP A0A074W9U7
I	-16	SER	-	expression tag	UNP A0A074W9U7
I	-15	HIS	-	expression tag	UNP A0A074W9U7
I	-14	HIS	-	expression tag	UNP A0A074W9U7
I	-13	HIS	-	expression tag	UNP A0A074W9U7
I	-12	HIS	-	expression tag	UNP A0A074W9U7
I	-11	HIS	-	expression tag	UNP A0A074W9U7
I	-10	HIS	-	expression tag	UNP A0A074W9U7
I	-9	SER	-	expression tag	UNP A0A074W9U7
I	-8	SER	-	expression tag	UNP A0A074W9U7
I	-7	GLY	-	expression tag	UNP A0A074W9U7
I	-6	LEU	-	expression tag	UNP A0A074W9U7
I	-5	VAL	-	expression tag	UNP A0A074W9U7
I	-4	PRO	-	expression tag	UNP A0A074W9U7
I	-3	ALA	-	expression tag	UNP A0A074W9U7

Continued on next page...

Continued from previous page...

Chain	Residue	Modelled	Actual	Comment	Reference
I	-2	GLY	-	expression tag	UNP A0A074W9U7
I	-1	SER	-	expression tag	UNP A0A074W9U7
I	0	HIS	-	expression tag	UNP A0A074W9U7
J	-19	MET	-	initiating methionine	UNP A0A074W9U7
J	-18	GLY	-	expression tag	UNP A0A074W9U7
J	-17	SER	-	expression tag	UNP A0A074W9U7
J	-16	SER	-	expression tag	UNP A0A074W9U7
J	-15	HIS	-	expression tag	UNP A0A074W9U7
J	-14	HIS	-	expression tag	UNP A0A074W9U7
J	-13	HIS	-	expression tag	UNP A0A074W9U7
J	-12	HIS	-	expression tag	UNP A0A074W9U7
J	-11	HIS	-	expression tag	UNP A0A074W9U7
J	-10	HIS	-	expression tag	UNP A0A074W9U7
J	-9	SER	-	expression tag	UNP A0A074W9U7
J	-8	SER	-	expression tag	UNP A0A074W9U7
J	-7	GLY	-	expression tag	UNP A0A074W9U7
J	-6	LEU	-	expression tag	UNP A0A074W9U7
J	-5	VAL	-	expression tag	UNP A0A074W9U7
J	-4	PRO	-	expression tag	UNP A0A074W9U7
J	-3	ALA	-	expression tag	UNP A0A074W9U7
J	-2	GLY	-	expression tag	UNP A0A074W9U7
J	-1	SER	-	expression tag	UNP A0A074W9U7
J	0	HIS	-	expression tag	UNP A0A074W9U7

- Molecule 2 is an oligosaccharide called beta-D-glucopyranose-(1-3)-beta-D-glucopyranose-(1-3)-beta-D-glucopyranose.

Mol	Chain	Residues	Atoms			ZeroOcc	AltConf	Trace
2	K	3	Total	C	O	0	0	0
			34	18	16			
2	M	3	Total	C	O	0	0	0
			34	18	16			
2	O	3	Total	C	O	0	0	0
			34	18	16			
2	Q	3	Total	C	O	0	0	0
			34	18	16			
2	U	3	Total	C	O	0	0	0
			34	18	16			
2	W	3	Total	C	O	0	0	0
			34	18	16			
2	Y	3	Total	C	O	0	0	0
			34	18	16			

Continued on next page...

Continued from previous page...

Mol	Chain	Residues	Atoms			ZeroOcc	AltConf	Trace
2	a	3	Total	C	O	0	0	0
			34	18	16			
2	c	3	Total	C	O	0	0	0
			34	18	16			

- Molecule 3 is an oligosaccharide called beta-D-glucopyranose-(1-3)-beta-D-glucopyranose.

Mol	Chain	Residues	Atoms			ZeroOcc	AltConf	Trace
3	L	2	Total	C	O	0	0	0
			23	12	11			
3	N	2	Total	C	O	0	0	0
			23	12	11			
3	P	2	Total	C	O	0	0	0
			23	12	11			
3	R	2	Total	C	O	0	0	0
			23	12	11			
3	S	2	Total	C	O	0	0	0
			23	12	11			
3	T	2	Total	C	O	0	0	0
			23	12	11			
3	V	2	Total	C	O	0	0	0
			23	12	11			
3	X	2	Total	C	O	0	0	0
			23	12	11			
3	Z	2	Total	C	O	0	0	0
			23	12	11			
3	b	2	Total	C	O	0	0	0
			23	12	11			
3	d	2	Total	C	O	0	0	0
			23	12	11			

- Molecule 4 is water.

Mol	Chain	Residues	Atoms		ZeroOcc	AltConf
4	A	93	Total	O	0	0
			93	93		
4	B	90	Total	O	0	0
			90	90		
4	C	51	Total	O	0	0
			51	51		
4	D	66	Total	O	0	0
			66	66		

Continued on next page...

Continued from previous page...

Mol	Chain	Residues	Atoms	ZeroOcc	AltConf
4	E	65	Total O 65 65	0	0
4	F	67	Total O 67 67	0	0
4	G	63	Total O 63 63	0	0
4	H	68	Total O 68 68	0	0
4	I	80	Total O 80 80	0	0
4	J	56	Total O 56 56	0	0

MolProbity and EDS failed to run properly - this section is therefore empty.

3 Data and refinement statistics

EDS failed to run properly - this section is therefore incomplete.

Property	Value	Source
Space group	P 21 21 21	Depositor
Cell constants a, b, c, α , β , γ	121.26Å 152.80Å 169.42Å 90.00° 90.00° 90.00°	Depositor
Resolution (Å)	49.35 – 2.40	Depositor
% Data completeness (in resolution range)	99.9 (49.35-2.40)	Depositor
R_{merge}	(Not available)	Depositor
R_{sym}	(Not available)	Depositor
$\langle I/\sigma(I) \rangle$ ¹	1.25 (at 2.39Å)	Xtriage
Refinement program	REFMAC 5.8.0257	Depositor
R, R_{free}	0.237 , 0.256	Depositor
Wilson B-factor (Å ²)	29.3	Xtriage
Anisotropy	1.140	Xtriage
L-test for twinning ²	$\langle L \rangle = 0.51$, $\langle L^2 \rangle = 0.34$	Xtriage
Estimated twinning fraction	No twinning to report.	Xtriage
Total number of atoms	21569	wwPDB-VP
Average B, all atoms (Å ²)	37.0	wwPDB-VP

Xtriage's analysis on translational NCS is as follows: *The largest off-origin peak in the Patterson function is 5.25% of the height of the origin peak. No significant pseudotranslation is detected.*

¹Intensities estimated from amplitudes.

²Theoretical values of $\langle |L| \rangle$, $\langle L^2 \rangle$ for acentric reflections are 0.5, 0.333 respectively for untwinned datasets, and 0.375, 0.2 for perfectly twinned datasets.

4 Model quality [i](#)

4.1 Standard geometry [i](#)

MolProbity failed to run properly - this section is therefore empty.

4.2 Too-close contacts [i](#)

MolProbity failed to run properly - this section is therefore empty.

4.3 Torsion angles [i](#)

4.3.1 Protein backbone [i](#)

MolProbity failed to run properly - this section is therefore empty.

4.3.2 Protein sidechains [i](#)

MolProbity failed to run properly - this section is therefore empty.

4.3.3 RNA [i](#)

MolProbity failed to run properly - this section is therefore empty.

4.4 Non-standard residues in protein, DNA, RNA chains [i](#)

There are no non-standard protein/DNA/RNA residues in this entry.

4.5 Carbohydrates [i](#)

49 monosaccharides are modelled in this entry.

In the following table, the Counts columns list the number of bonds (or angles) for which Mogul statistics could be retrieved, the number of bonds (or angles) that are observed in the model and the number of bonds (or angles) that are defined in the Chemical Component Dictionary. The Link column lists molecule types, if any, to which the group is linked. The Z score for a bond length (or angle) is the number of standard deviations the observed value is removed from the expected value. A bond length (or angle) with $|Z| > 2$ is considered an outlier worth inspection. RMSZ is the root-mean-square of all Z scores of the bond lengths (or angles).

Mol	Type	Chain	Res	Link	Bond lengths			Bond angles		
					Counts	RMSZ	# Z > 2	Counts	RMSZ	# Z > 2
2	BGC	K	1	2	12,12,12	0.49	0	17,17,17	0.60	0
2	BGC	K	2	2	11,11,12	0.33	0	15,15,17	1.06	0
2	BGC	K	3	2	11,11,12	0.50	0	15,15,17	0.75	0
3	BGC	L	1	3	12,12,12	0.52	0	17,17,17	0.80	0
3	BGC	L	2	3	11,11,12	0.42	0	15,15,17	0.68	0
2	BGC	M	1	2	12,12,12	0.50	0	17,17,17	1.09	3 (17%)
2	BGC	M	2	2	11,11,12	0.34	0	15,15,17	1.04	2 (13%)
2	BGC	M	3	2	11,11,12	0.56	0	15,15,17	0.77	0
3	BGC	N	1	3	12,12,12	0.66	0	17,17,17	0.67	0
3	BGC	N	2	3	11,11,12	0.33	0	15,15,17	1.03	1 (6%)
2	BGC	O	1	2	12,12,12	0.55	0	17,17,17	0.70	0
2	BGC	O	2	2	11,11,12	0.33	0	15,15,17	1.02	0
2	BGC	O	3	2	11,11,12	0.56	0	15,15,17	1.19	1 (6%)
3	BGC	P	1	3	12,12,12	0.61	0	17,17,17	1.05	1 (5%)
3	BGC	P	2	3	11,11,12	0.32	0	15,15,17	0.85	1 (6%)
2	BGC	Q	1	2	12,12,12	0.51	0	17,17,17	0.86	1 (5%)
2	BGC	Q	2	2	11,11,12	0.40	0	15,15,17	1.24	2 (13%)
2	BGC	Q	3	2	11,11,12	0.48	0	15,15,17	0.91	1 (6%)
3	BGC	R	1	3	12,12,12	0.55	0	17,17,17	1.27	2 (11%)
3	BGC	R	2	3	11,11,12	0.41	0	15,15,17	1.16	1 (6%)
3	BGC	S	1	3	12,12,12	0.48	0	17,17,17	0.65	0
3	BGC	S	2	3	11,11,12	0.65	0	15,15,17	1.28	2 (13%)
3	BGC	T	1	3	12,12,12	0.69	0	17,17,17	1.21	1 (5%)
3	BGC	T	2	3	11,11,12	0.37	0	15,15,17	1.28	1 (6%)
2	BGC	U	1	2	12,12,12	0.41	0	17,17,17	0.81	0
2	BGC	U	2	2	11,11,12	0.42	0	15,15,17	1.34	1 (6%)
2	BGC	U	3	2	11,11,12	0.59	0	15,15,17	0.77	0
3	BGC	V	1	3	12,12,12	0.61	0	17,17,17	1.08	1 (5%)
3	BGC	V	2	3	11,11,12	0.31	0	15,15,17	0.97	0
2	BGC	W	1	2	12,12,12	0.57	0	17,17,17	0.64	0
2	BGC	W	2	2	11,11,12	0.46	0	15,15,17	1.33	2 (13%)
2	BGC	W	3	2	11,11,12	0.78	0	15,15,17	1.30	3 (20%)
3	BGC	X	1	3	12,12,12	0.63	0	17,17,17	0.83	0
3	BGC	X	2	3	11,11,12	0.33	0	15,15,17	1.40	4 (26%)
2	BGC	Y	1	2	12,12,12	0.56	0	17,17,17	0.74	0
2	BGC	Y	2	2	11,11,12	0.44	0	15,15,17	1.50	4 (26%)
2	BGC	Y	3	2	11,11,12	0.52	0	15,15,17	1.07	1 (6%)
3	BGC	Z	1	3	12,12,12	0.57	0	17,17,17	1.04	0

Mol	Type	Chain	Res	Link	Bond lengths			Bond angles		
					Counts	RMSZ	# Z > 2	Counts	RMSZ	# Z > 2
3	BGC	Z	2	3	11,11,12	0.30	0	15,15,17	0.90	0
2	BGC	a	1	2	12,12,12	0.43	0	17,17,17	0.92	1 (5%)
2	BGC	a	2	2	11,11,12	0.38	0	15,15,17	1.30	3 (20%)
2	BGC	a	3	2	11,11,12	0.36	0	15,15,17	0.84	0
3	BGC	b	1	3	12,12,12	0.66	0	17,17,17	1.00	0
3	BGC	b	2	3	11,11,12	0.28	0	15,15,17	1.17	1 (6%)
2	BGC	c	1	2	12,12,12	0.51	0	17,17,17	0.64	0
2	BGC	c	2	2	11,11,12	0.30	0	15,15,17	0.91	1 (6%)
2	BGC	c	3	2	11,11,12	0.51	0	15,15,17	1.70	3 (20%)
3	BGC	d	1	3	12,12,12	0.73	0	17,17,17	0.84	0
3	BGC	d	2	3	11,11,12	0.36	0	15,15,17	0.99	1 (6%)

In the following table, the Chirals column lists the number of chiral outliers, the number of chiral centers analysed, the number of these observed in the model and the number defined in the Chemical Component Dictionary. Similar counts are reported in the Torsion and Rings columns. '-' means no outliers of that kind were identified.

Mol	Type	Chain	Res	Link	Chirals	Torsions	Rings
2	BGC	K	1	2	-	0/2/22/22	0/1/1/1
2	BGC	K	2	2	-	1/2/19/22	0/1/1/1
2	BGC	K	3	2	-	2/2/19/22	0/1/1/1
3	BGC	L	1	3	-	1/2/22/22	0/1/1/1
3	BGC	L	2	3	-	0/2/19/22	0/1/1/1
2	BGC	M	1	2	-	2/2/22/22	0/1/1/1
2	BGC	M	2	2	-	0/2/19/22	0/1/1/1
2	BGC	M	3	2	-	2/2/19/22	0/1/1/1
3	BGC	N	1	3	-	2/2/22/22	0/1/1/1
3	BGC	N	2	3	-	0/2/19/22	0/1/1/1
2	BGC	O	1	2	-	0/2/22/22	0/1/1/1
2	BGC	O	2	2	-	1/2/19/22	0/1/1/1
2	BGC	O	3	2	-	2/2/19/22	0/1/1/1
3	BGC	P	1	3	-	2/2/22/22	0/1/1/1
3	BGC	P	2	3	-	2/2/19/22	0/1/1/1
2	BGC	Q	1	2	-	1/2/22/22	0/1/1/1
2	BGC	Q	2	2	-	0/2/19/22	0/1/1/1
2	BGC	Q	3	2	-	0/2/19/22	0/1/1/1
3	BGC	R	1	3	-	0/2/22/22	0/1/1/1
3	BGC	R	2	3	-	1/2/19/22	0/1/1/1
3	BGC	S	1	3	-	0/2/22/22	0/1/1/1

Continued on next page...

Continued from previous page...

Mol	Type	Chain	Res	Link	Chirals	Torsions	Rings
3	BGC	S	2	3	-	2/2/19/22	0/1/1/1
3	BGC	T	1	3	-	2/2/22/22	0/1/1/1
3	BGC	T	2	3	-	0/2/19/22	0/1/1/1
2	BGC	U	1	2	-	1/2/22/22	0/1/1/1
2	BGC	U	2	2	-	0/2/19/22	0/1/1/1
2	BGC	U	3	2	-	0/2/19/22	0/1/1/1
3	BGC	V	1	3	-	0/2/22/22	0/1/1/1
3	BGC	V	2	3	-	0/2/19/22	0/1/1/1
2	BGC	W	1	2	-	1/2/22/22	0/1/1/1
2	BGC	W	2	2	-	1/2/19/22	0/1/1/1
2	BGC	W	3	2	-	2/2/19/22	0/1/1/1
3	BGC	X	1	3	-	2/2/22/22	0/1/1/1
3	BGC	X	2	3	-	0/2/19/22	0/1/1/1
2	BGC	Y	1	2	-	2/2/22/22	0/1/1/1
2	BGC	Y	2	2	-	2/2/19/22	0/1/1/1
2	BGC	Y	3	2	-	0/2/19/22	0/1/1/1
3	BGC	Z	1	3	-	0/2/22/22	0/1/1/1
3	BGC	Z	2	3	-	2/2/19/22	0/1/1/1
2	BGC	a	1	2	-	0/2/22/22	0/1/1/1
2	BGC	a	2	2	-	0/2/19/22	0/1/1/1
2	BGC	a	3	2	-	0/2/19/22	0/1/1/1
3	BGC	b	1	3	-	2/2/22/22	0/1/1/1
3	BGC	b	2	3	-	1/2/19/22	0/1/1/1
2	BGC	c	1	2	-	1/2/22/22	0/1/1/1
2	BGC	c	2	2	-	0/2/19/22	0/1/1/1
2	BGC	c	3	2	-	1/2/19/22	0/1/1/1
3	BGC	d	1	3	-	0/2/22/22	0/1/1/1
3	BGC	d	2	3	-	2/2/19/22	0/1/1/1

There are no bond length outliers.

All (46) bond angle outliers are listed below:

Mol	Chain	Res	Type	Atoms	Z	Observed(°)	Ideal(°)
2	c	3	BGC	O5-C5-C6	4.14	113.70	107.20
2	W	2	BGC	C1-C2-C3	3.45	113.90	109.67
2	c	3	BGC	C6-C5-C4	-3.38	105.08	113.00
2	U	2	BGC	O5-C5-C6	3.30	112.38	107.20
2	Y	2	BGC	C1-C2-C3	3.28	113.69	109.67
3	S	2	BGC	O3-C3-C2	3.18	116.09	109.99
2	O	3	BGC	O5-C5-C6	3.17	112.18	107.20

Continued on next page...

Continued from previous page...

Mol	Chain	Res	Type	Atoms	Z	Observed(°)	Ideal(°)
2	W	3	BGC	O5-C5-C6	2.97	111.87	107.20
2	a	2	BGC	C1-C2-C3	2.94	113.28	109.67
3	S	2	BGC	C2-C3-C4	-2.75	106.13	110.89
3	R	1	BGC	O5-C5-C4	-2.70	104.78	109.69
3	T	1	BGC	O5-C1-C2	-2.66	105.53	110.28
2	Q	2	BGC	O3-C3-C2	-2.57	105.07	109.99
3	X	2	BGC	O2-C2-C3	-2.47	105.19	110.14
2	Y	2	BGC	O3-C3-C2	-2.46	105.29	109.99
3	N	2	BGC	O5-C1-C2	-2.46	106.98	110.77
2	Y	2	BGC	O2-C2-C3	-2.43	105.26	110.14
3	T	2	BGC	C1-C2-C3	2.40	112.62	109.67
2	M	1	BGC	O5-C5-C6	2.37	112.33	106.44
2	a	2	BGC	O3-C3-C2	-2.35	105.50	109.99
2	Q	3	BGC	O5-C5-C6	2.34	110.88	107.20
3	R	2	BGC	C1-C2-C3	2.32	112.51	109.67
2	M	1	BGC	C3-C4-C5	-2.31	106.11	110.24
2	M	1	BGC	O5-C5-C4	-2.31	105.50	109.69
3	b	2	BGC	O5-C5-C6	2.31	110.82	107.20
3	X	2	BGC	C1-O5-C5	2.29	115.30	112.19
2	M	2	BGC	C1-C2-C3	2.28	112.47	109.67
3	X	2	BGC	O5-C1-C2	-2.28	107.25	110.77
2	M	2	BGC	O3-C3-C2	-2.28	105.63	109.99
3	d	2	BGC	O5-C5-C6	2.27	110.77	107.20
3	X	2	BGC	C1-C2-C3	2.25	112.43	109.67
2	Y	3	BGC	O5-C1-C2	-2.23	107.33	110.77
2	Q	2	BGC	O5-C1-C2	-2.21	107.36	110.77
2	W	3	BGC	O2-C2-C1	2.19	113.64	109.15
2	Q	1	BGC	O3-C3-C2	-2.18	105.31	110.35
2	W	2	BGC	O3-C3-C2	-2.16	105.86	109.99
3	P	1	BGC	O5-C1-C2	-2.15	106.46	110.28
2	a	2	BGC	O2-C2-C3	-2.14	105.86	110.14
3	R	1	BGC	C3-C4-C5	-2.11	106.47	110.24
3	V	1	BGC	O2-C2-C1	2.11	114.06	109.16
2	W	3	BGC	C6-C5-C4	-2.10	108.09	113.00
2	Y	2	BGC	O5-C1-C2	-2.09	107.55	110.77
2	a	1	BGC	O3-C3-C4	-2.08	105.53	110.35
2	c	3	BGC	O5-C1-C2	-2.07	107.57	110.77
2	c	2	BGC	O5-C1-C2	-2.06	107.59	110.77
3	P	2	BGC	O5-C1-C2	-2.00	107.68	110.77

There are no chirality outliers.

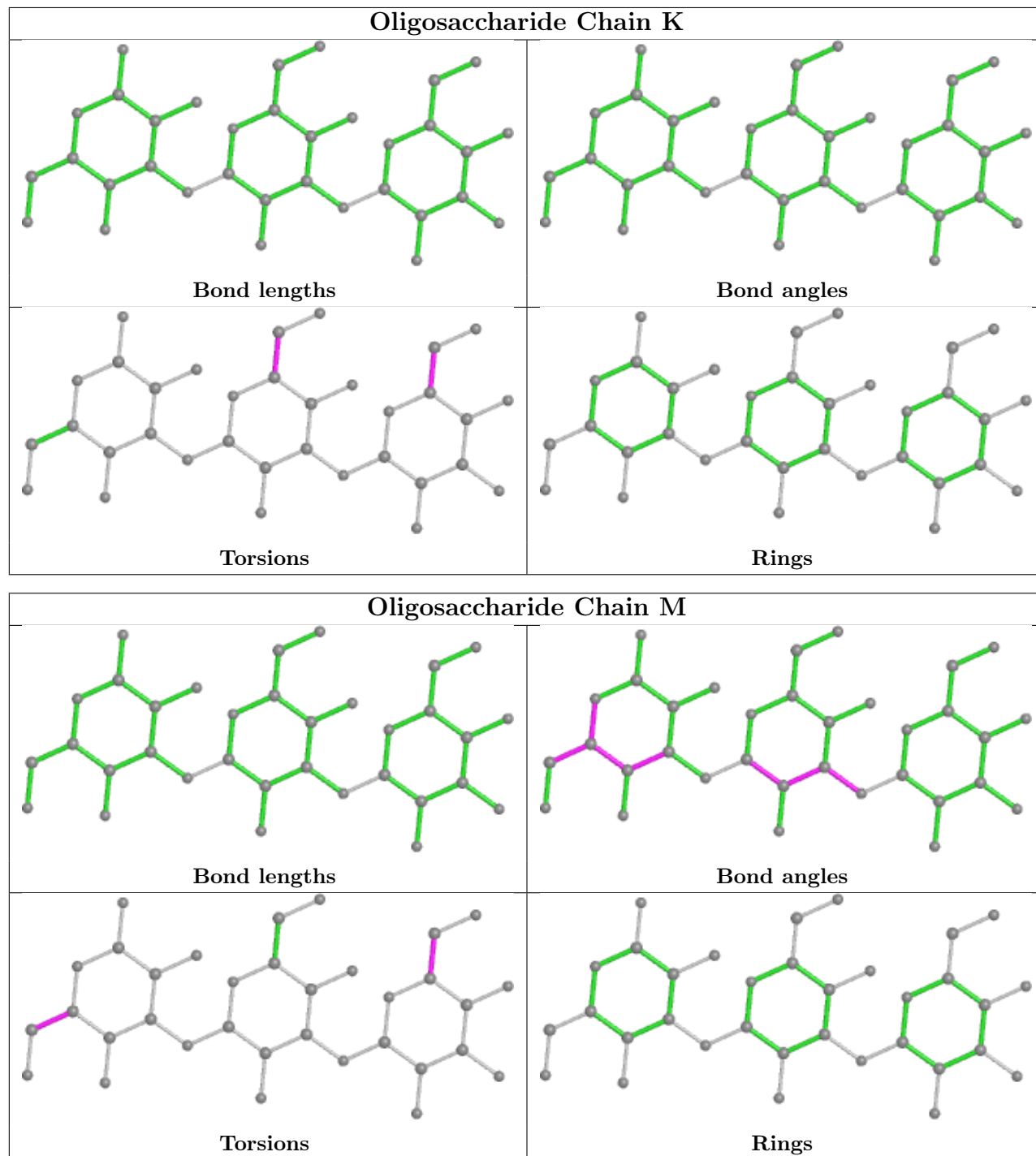
All (43) torsion outliers are listed below:

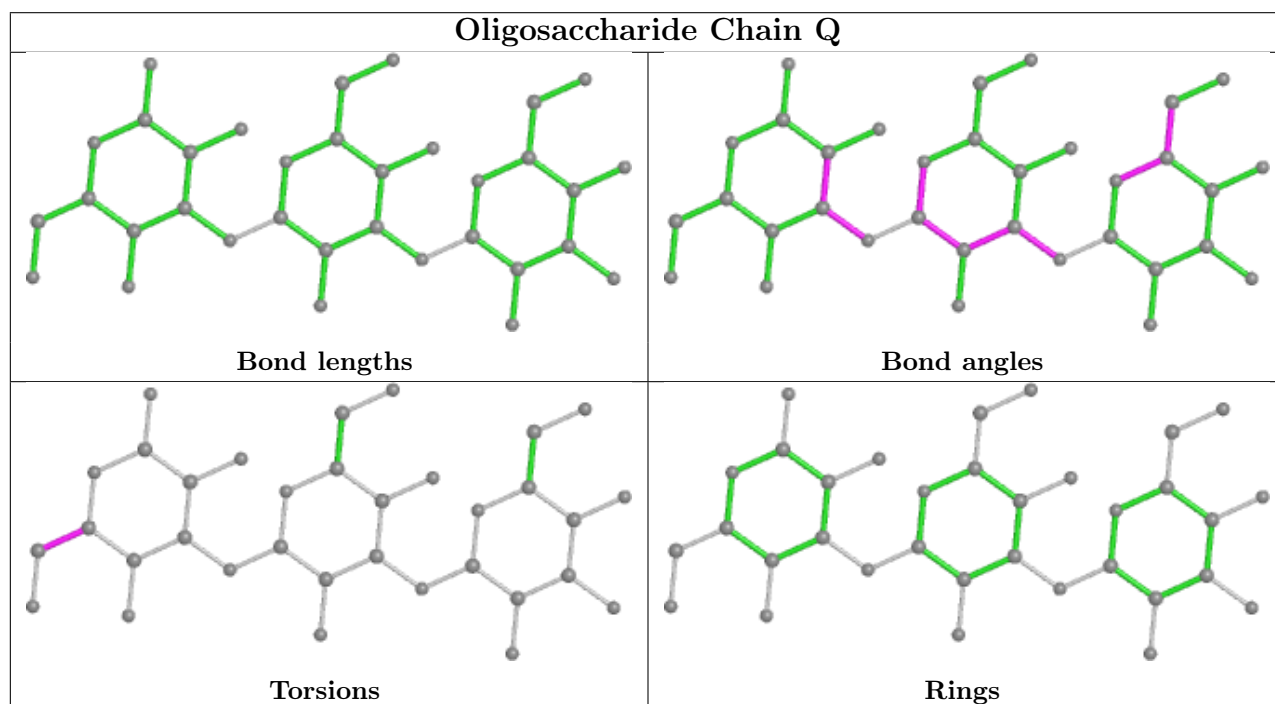
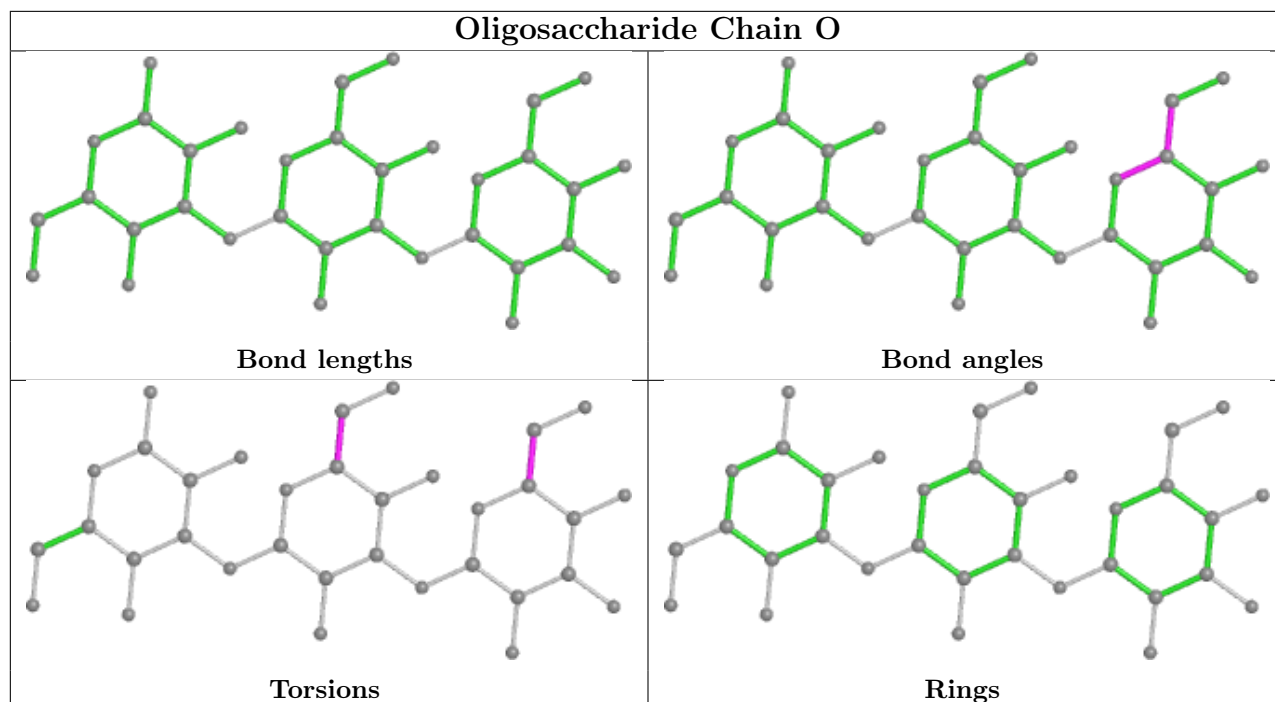
Mol	Chain	Res	Type	Atoms
3	P	1	BGC	O5-C5-C6-O6
2	O	3	BGC	O5-C5-C6-O6
3	P	1	BGC	C4-C5-C6-O6
2	W	3	BGC	O5-C5-C6-O6
3	T	1	BGC	O5-C5-C6-O6
3	b	1	BGC	O5-C5-C6-O6
2	W	3	BGC	C4-C5-C6-O6
3	d	2	BGC	O5-C5-C6-O6
3	b	1	BGC	C4-C5-C6-O6
2	O	3	BGC	C4-C5-C6-O6
3	N	1	BGC	O5-C5-C6-O6
2	Y	2	BGC	O5-C5-C6-O6
3	d	2	BGC	C4-C5-C6-O6
2	Y	1	BGC	O5-C5-C6-O6
3	N	1	BGC	C4-C5-C6-O6
3	T	1	BGC	C4-C5-C6-O6
3	P	2	BGC	O5-C5-C6-O6
3	S	2	BGC	O5-C5-C6-O6
3	X	1	BGC	O5-C5-C6-O6
3	X	1	BGC	C4-C5-C6-O6
2	Y	2	BGC	C4-C5-C6-O6
2	K	3	BGC	C4-C5-C6-O6
2	M	3	BGC	C4-C5-C6-O6
2	Y	1	BGC	C4-C5-C6-O6
3	Z	2	BGC	C4-C5-C6-O6
2	K	3	BGC	O5-C5-C6-O6
2	W	2	BGC	O5-C5-C6-O6
2	M	3	BGC	O5-C5-C6-O6
2	O	2	BGC	O5-C5-C6-O6
3	L	1	BGC	O5-C5-C6-O6
3	P	2	BGC	C4-C5-C6-O6
2	M	1	BGC	C4-C5-C6-O6
2	M	1	BGC	O5-C5-C6-O6
2	K	2	BGC	C4-C5-C6-O6
2	c	3	BGC	O5-C5-C6-O6
3	S	2	BGC	C4-C5-C6-O6
3	Z	2	BGC	O5-C5-C6-O6
2	U	1	BGC	C4-C5-C6-O6
2	c	1	BGC	O5-C5-C6-O6
3	b	2	BGC	O5-C5-C6-O6
2	W	1	BGC	C4-C5-C6-O6
3	R	2	BGC	C4-C5-C6-O6
2	Q	1	BGC	O5-C5-C6-O6

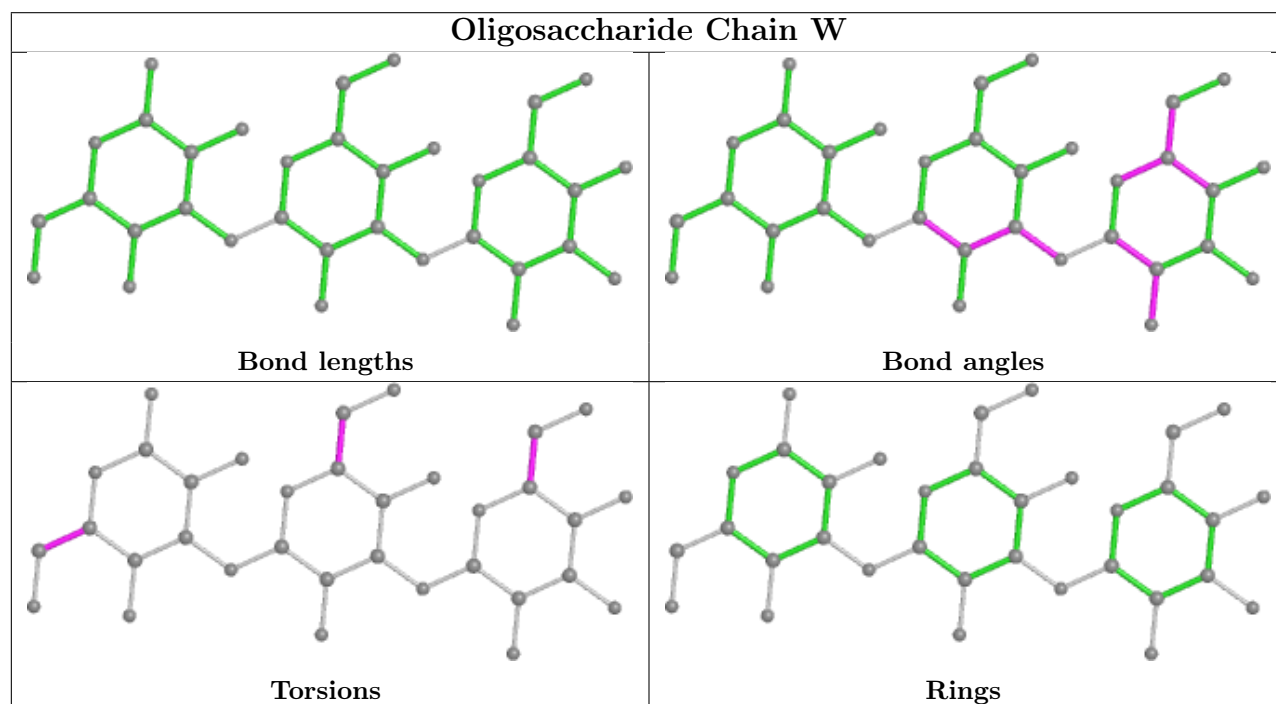
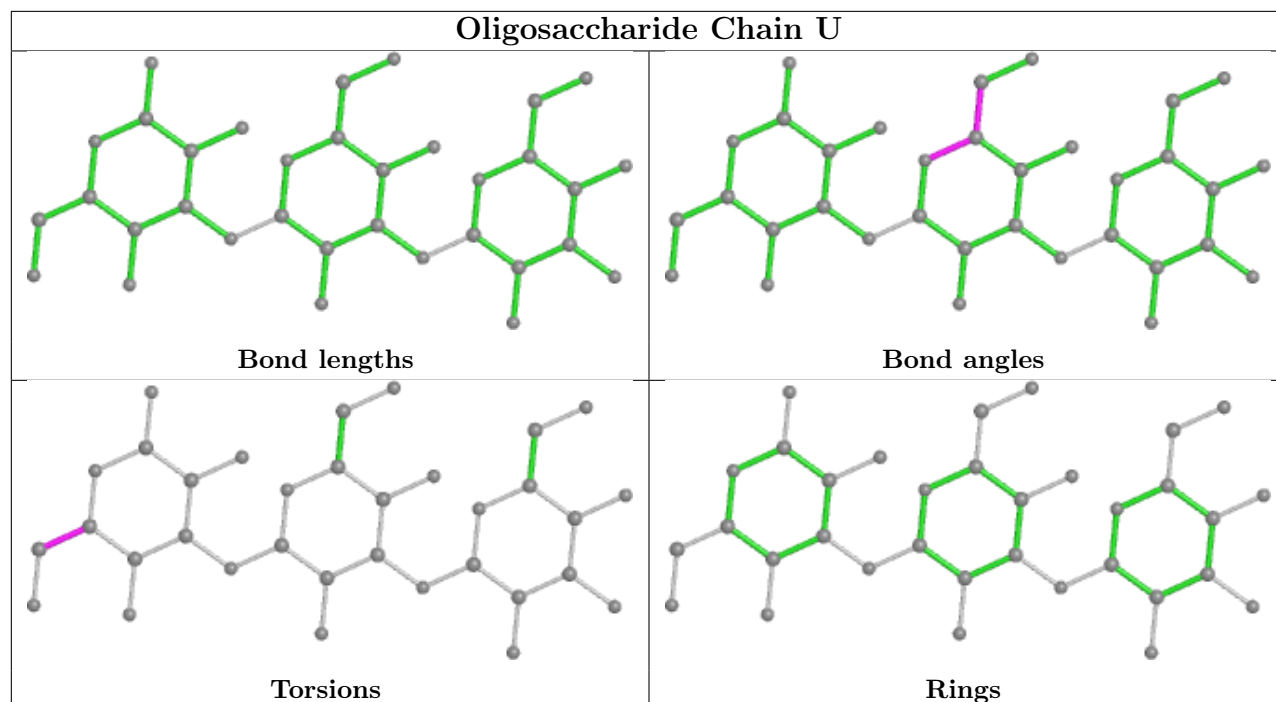
There are no ring outliers.

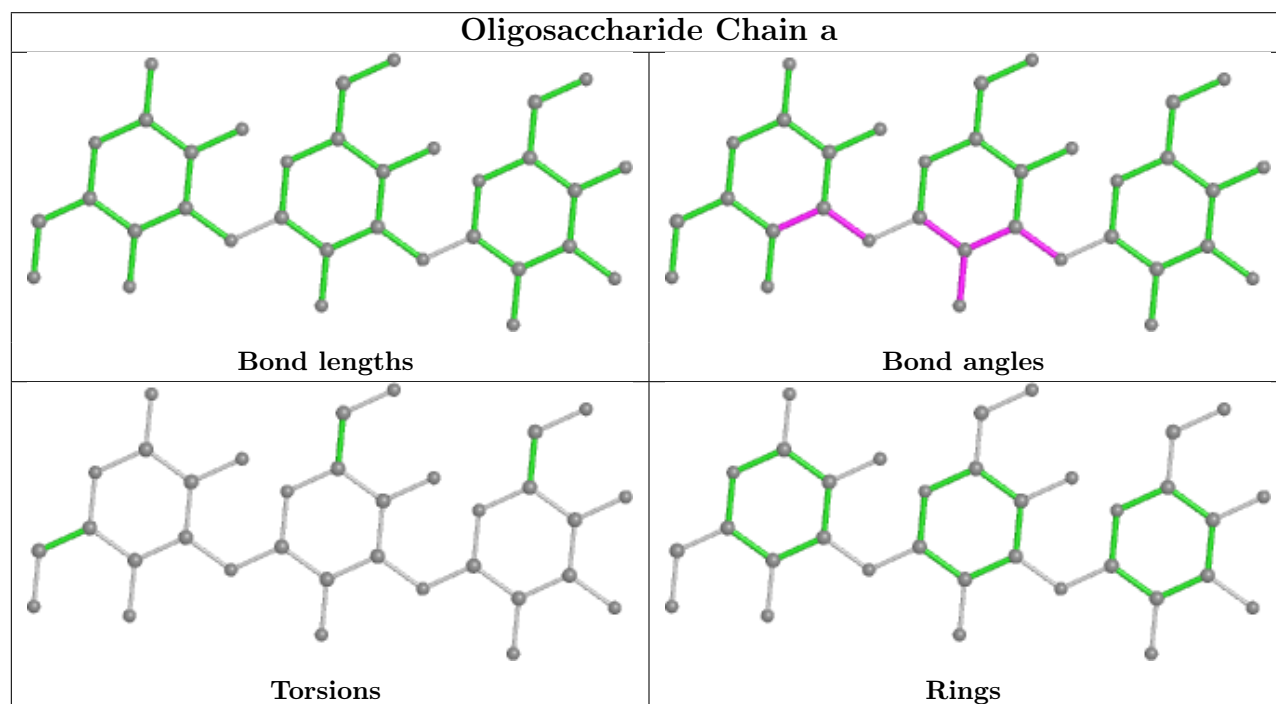
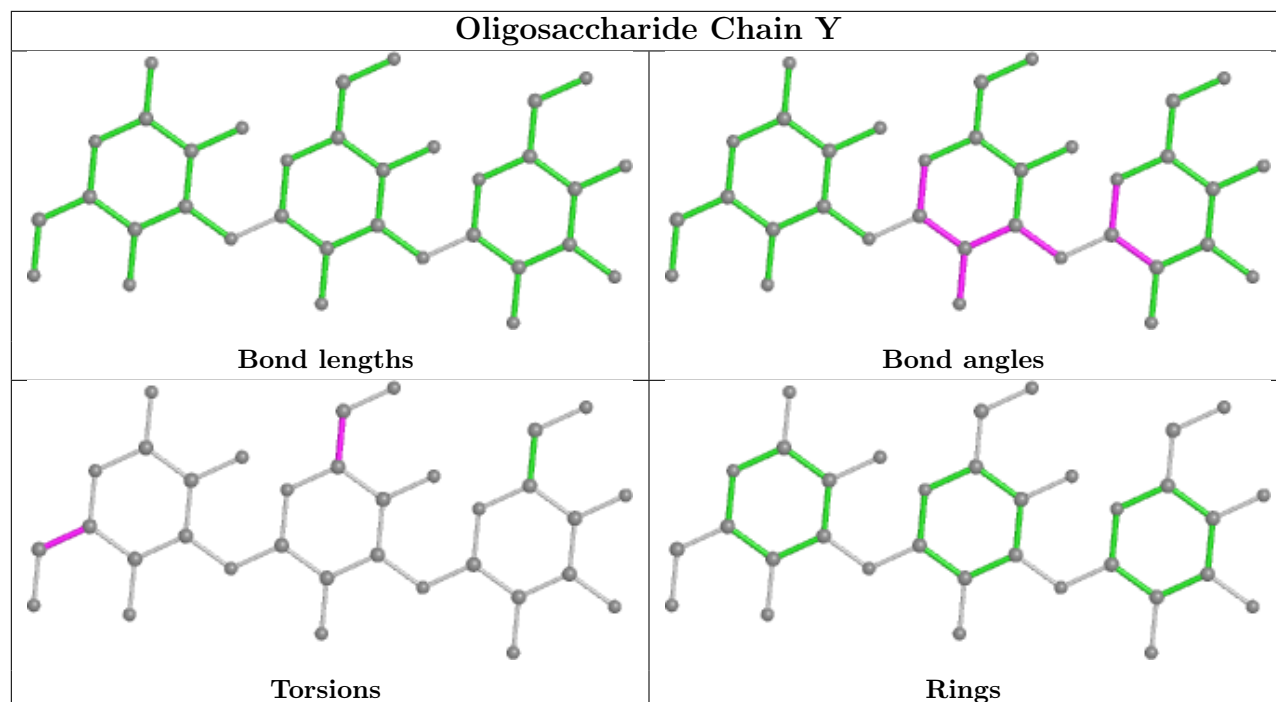
No monomer is involved in short contacts.

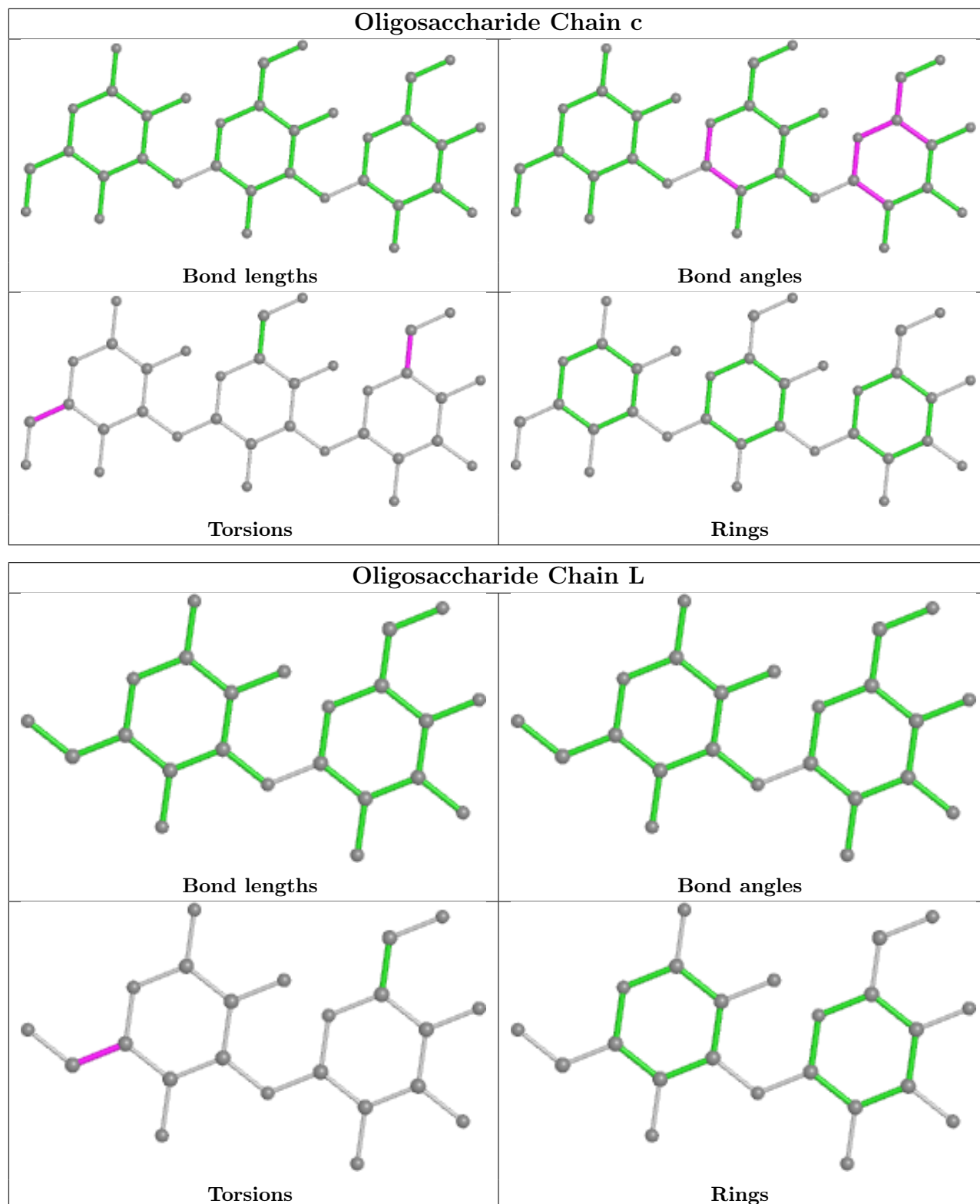
The following is a two-dimensional graphical depiction of Mogul quality analysis of bond lengths, bond angles, torsion angles, and ring geometry for oligosaccharide.

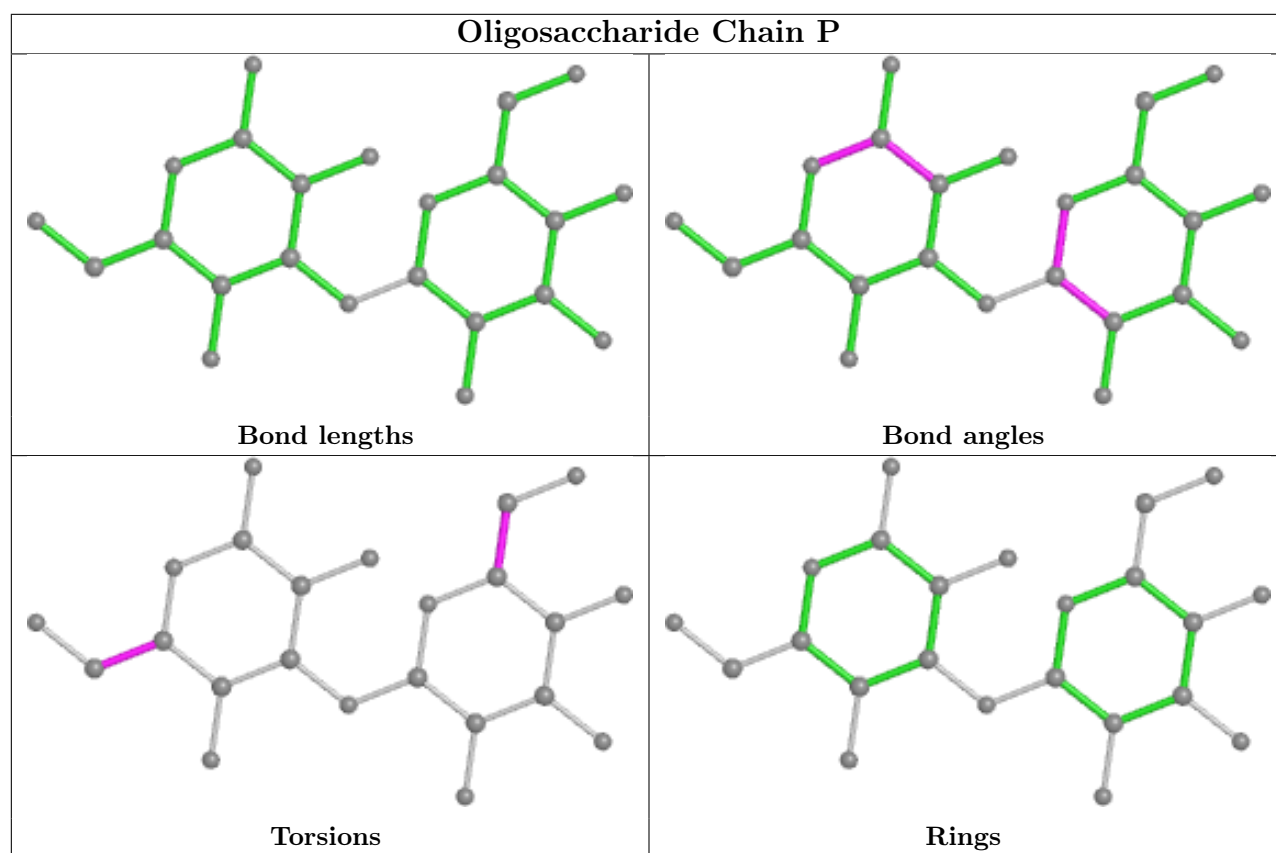
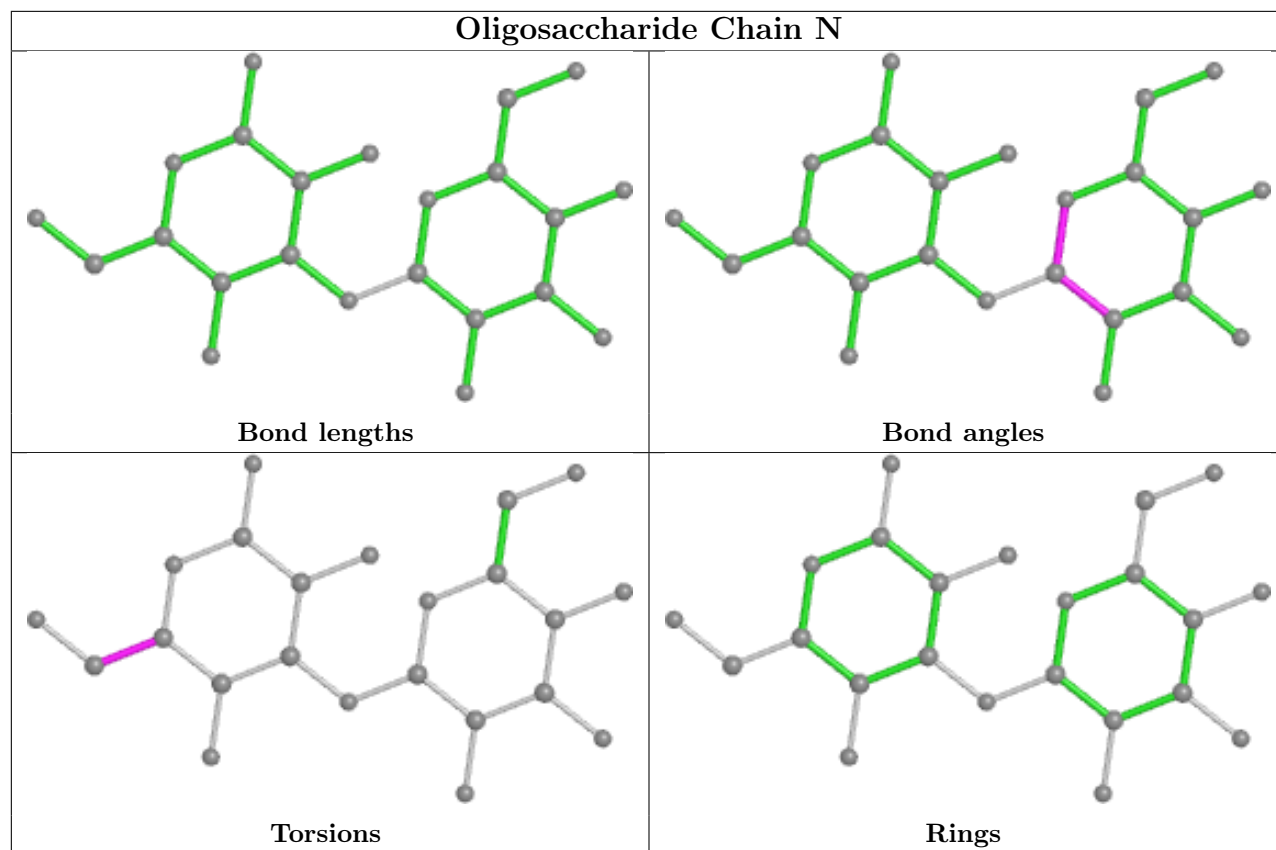


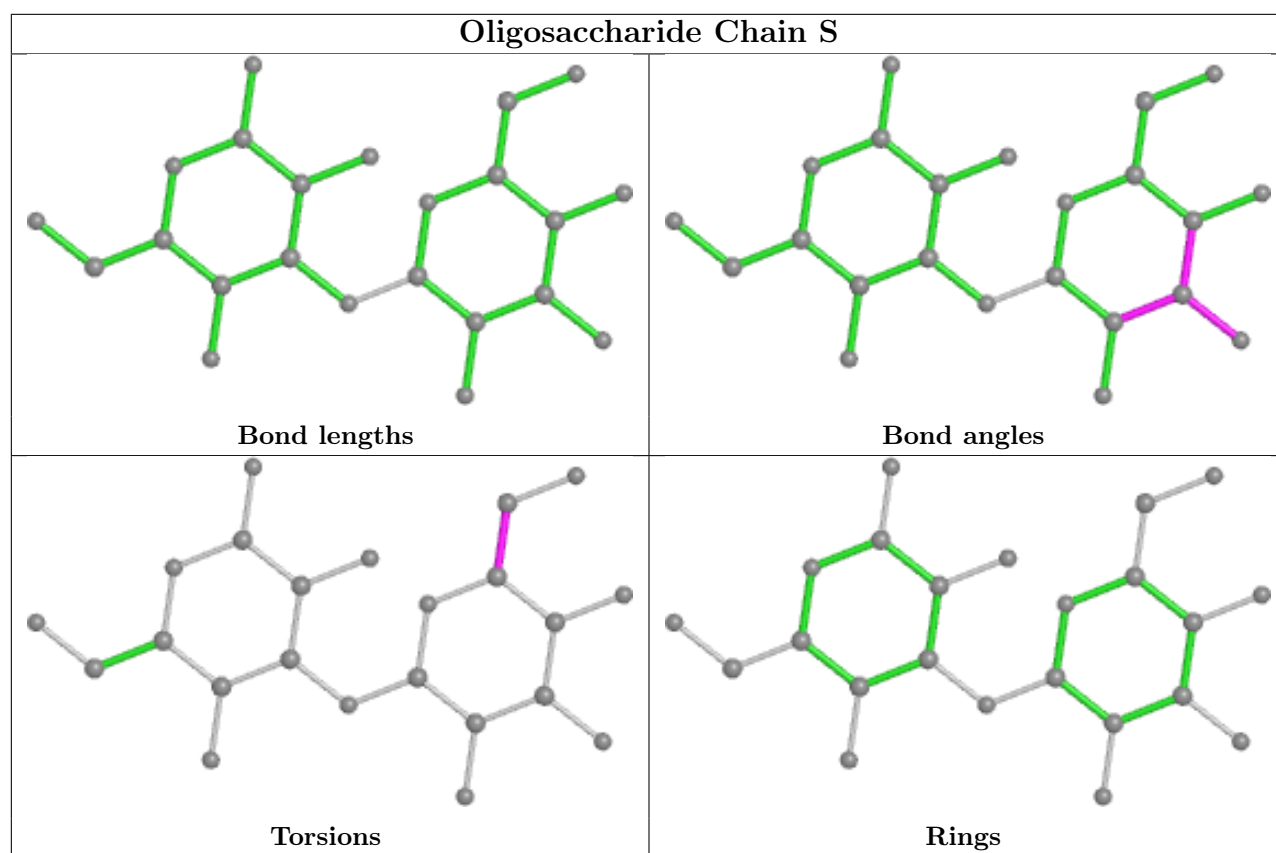
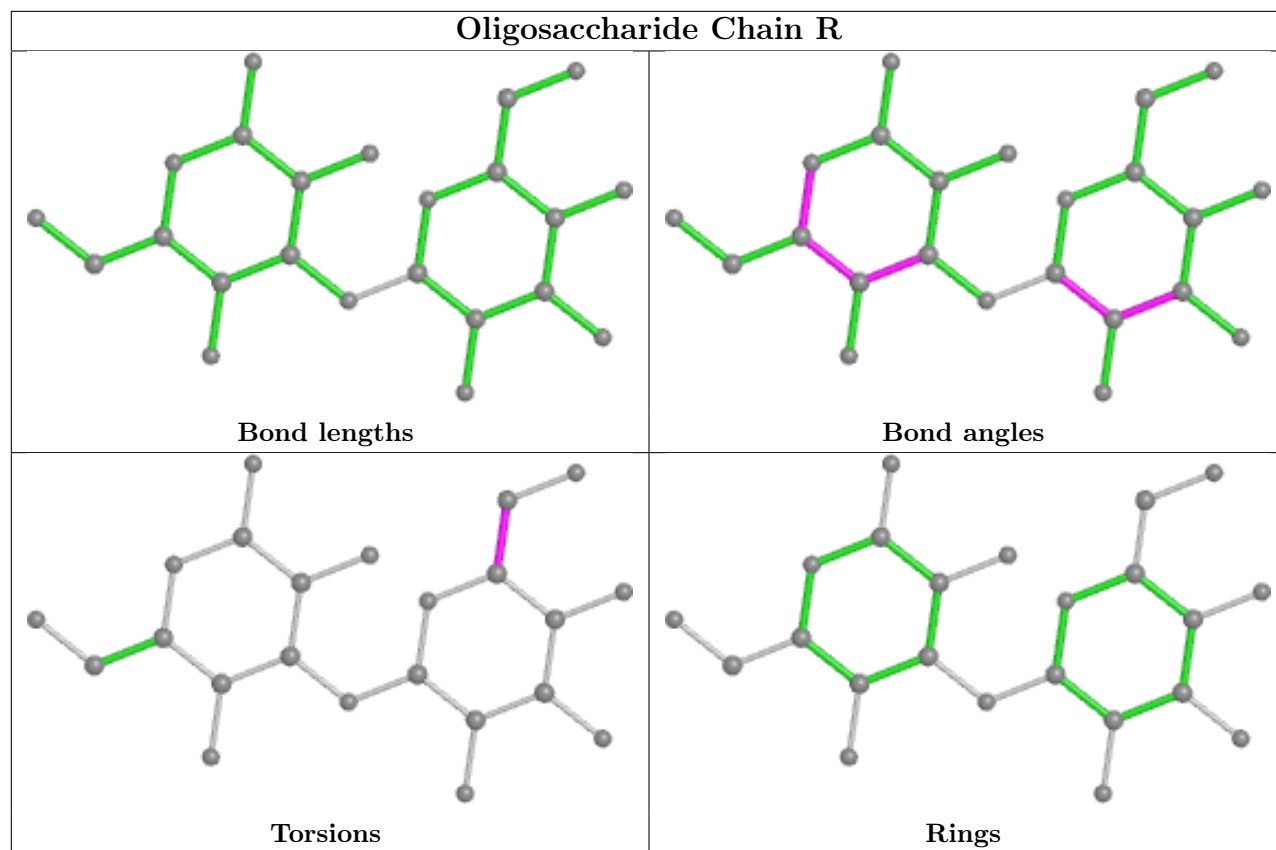


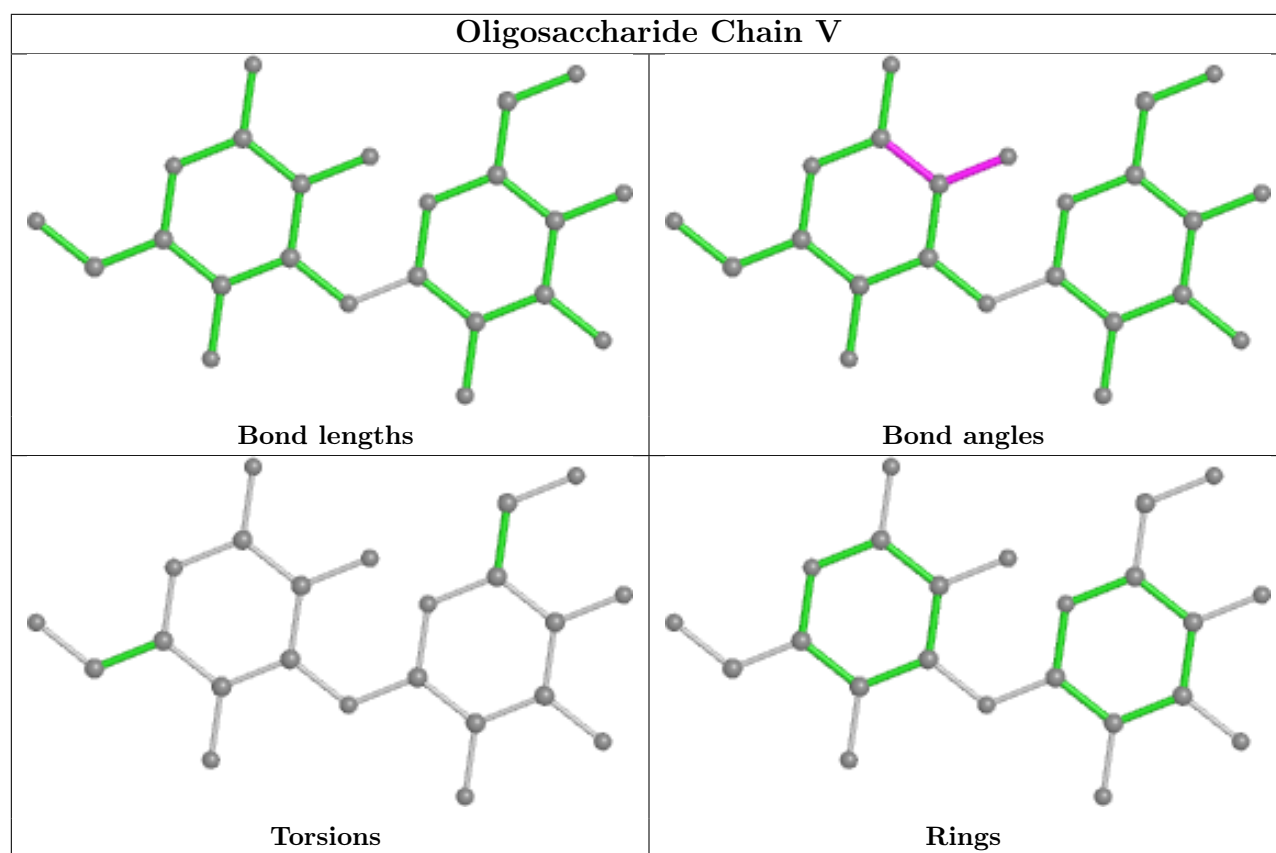
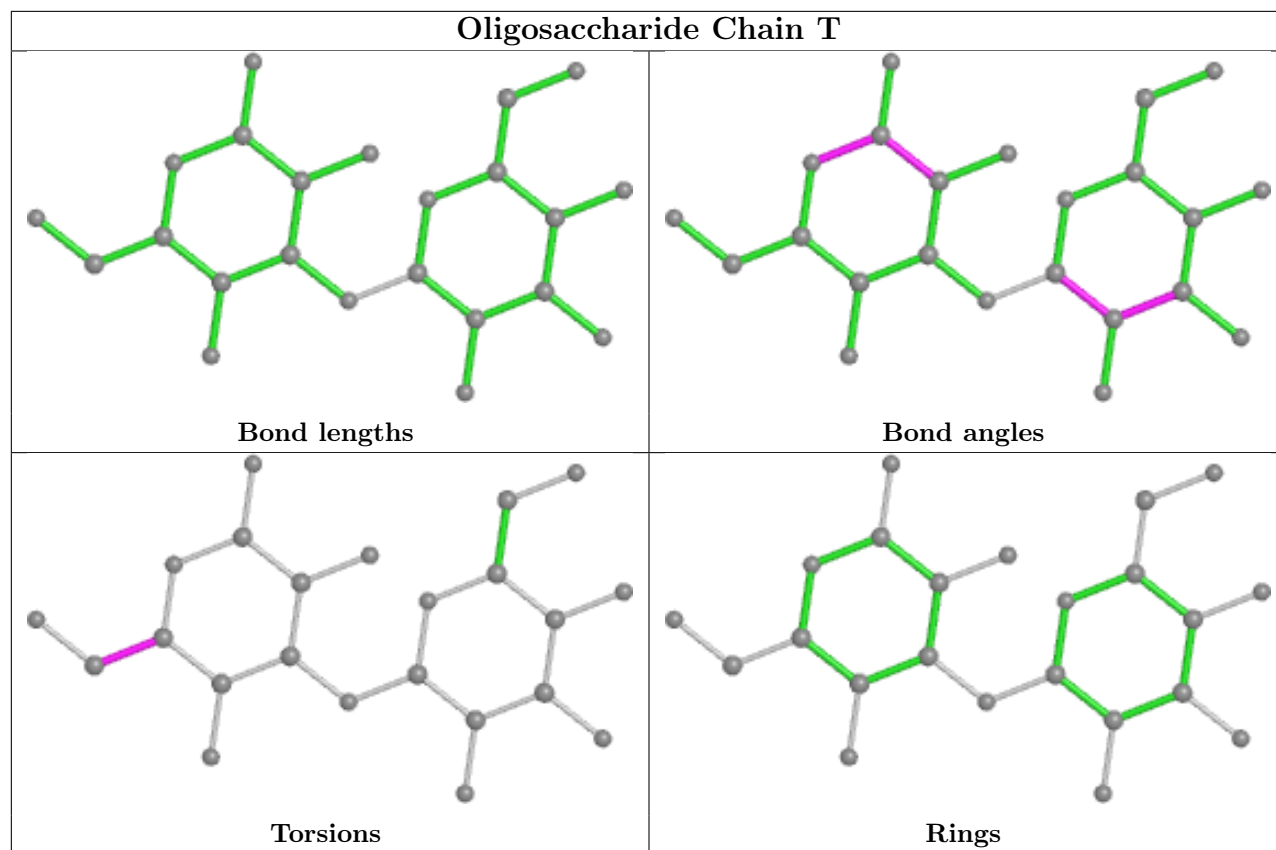


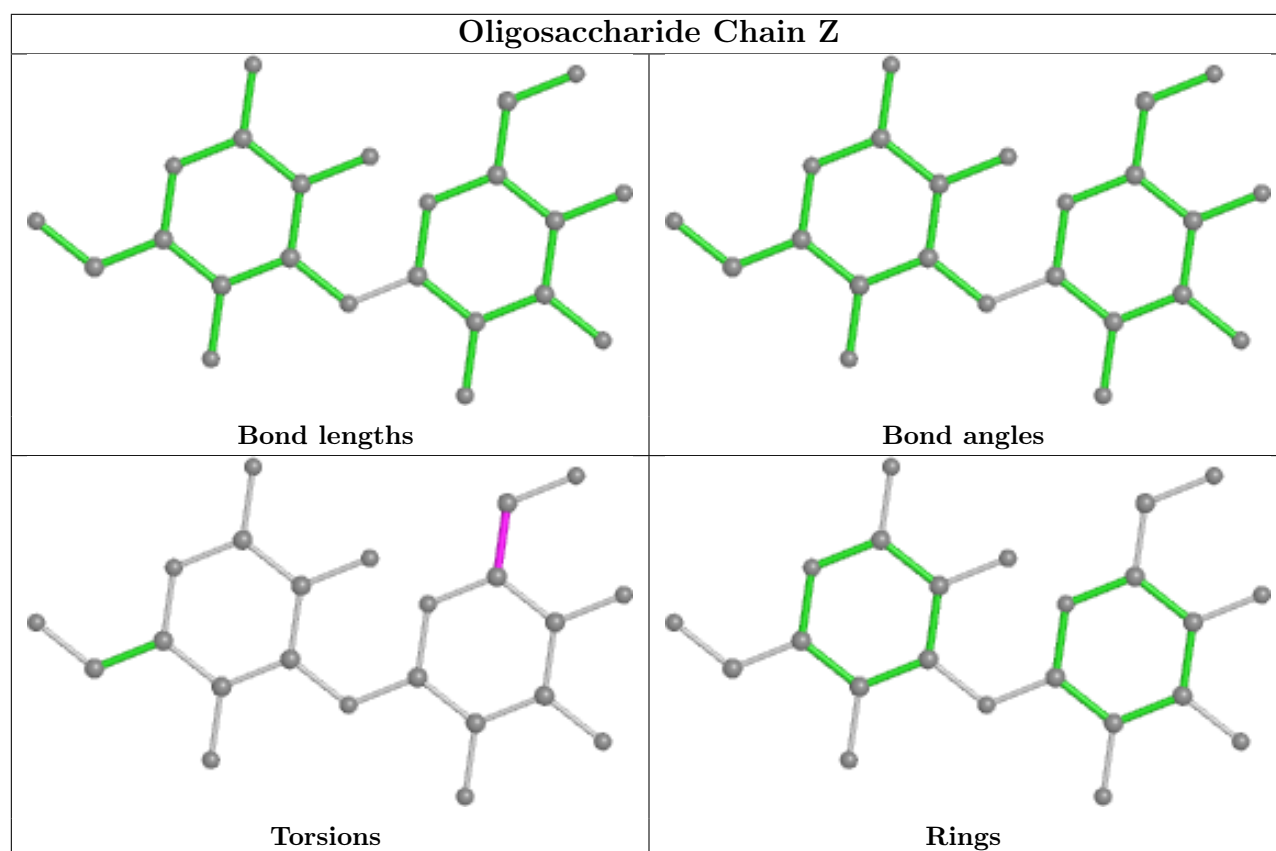
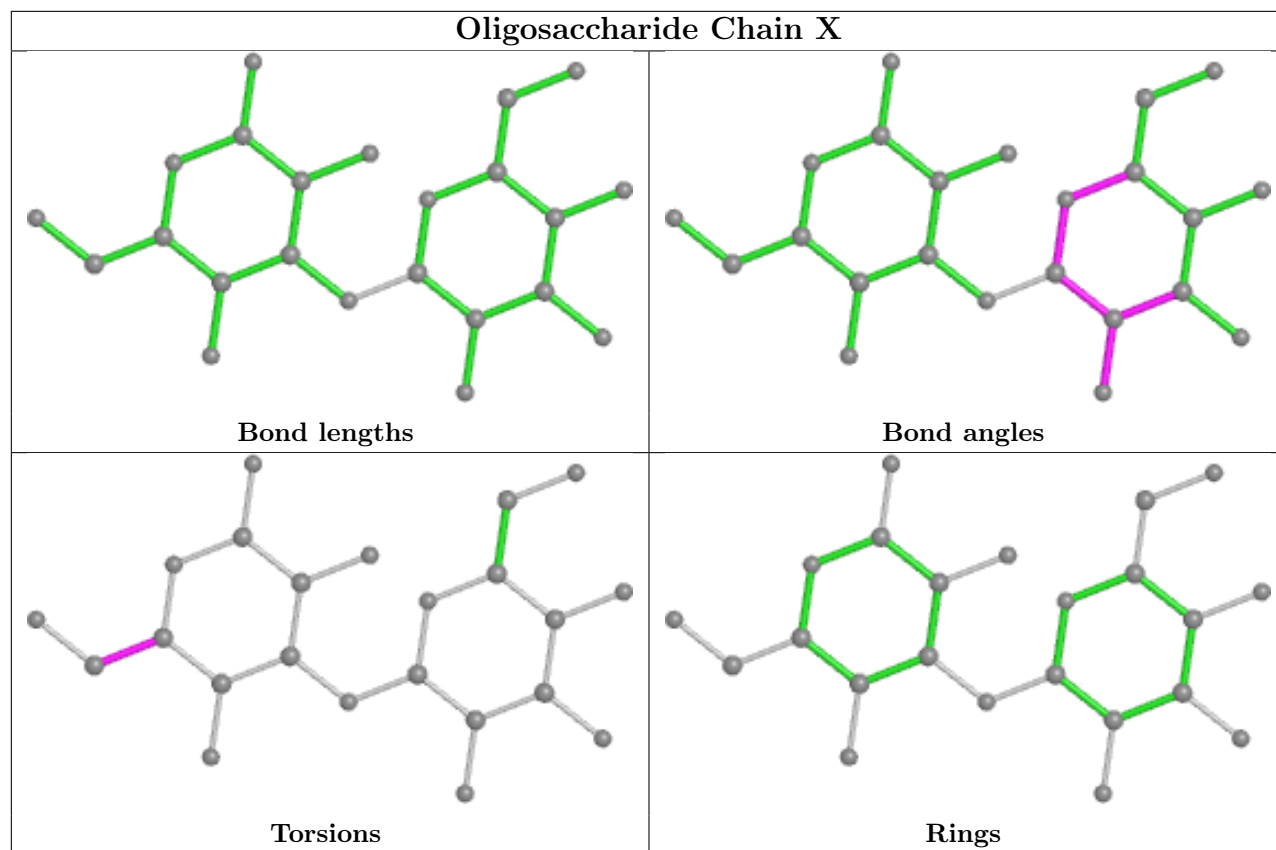


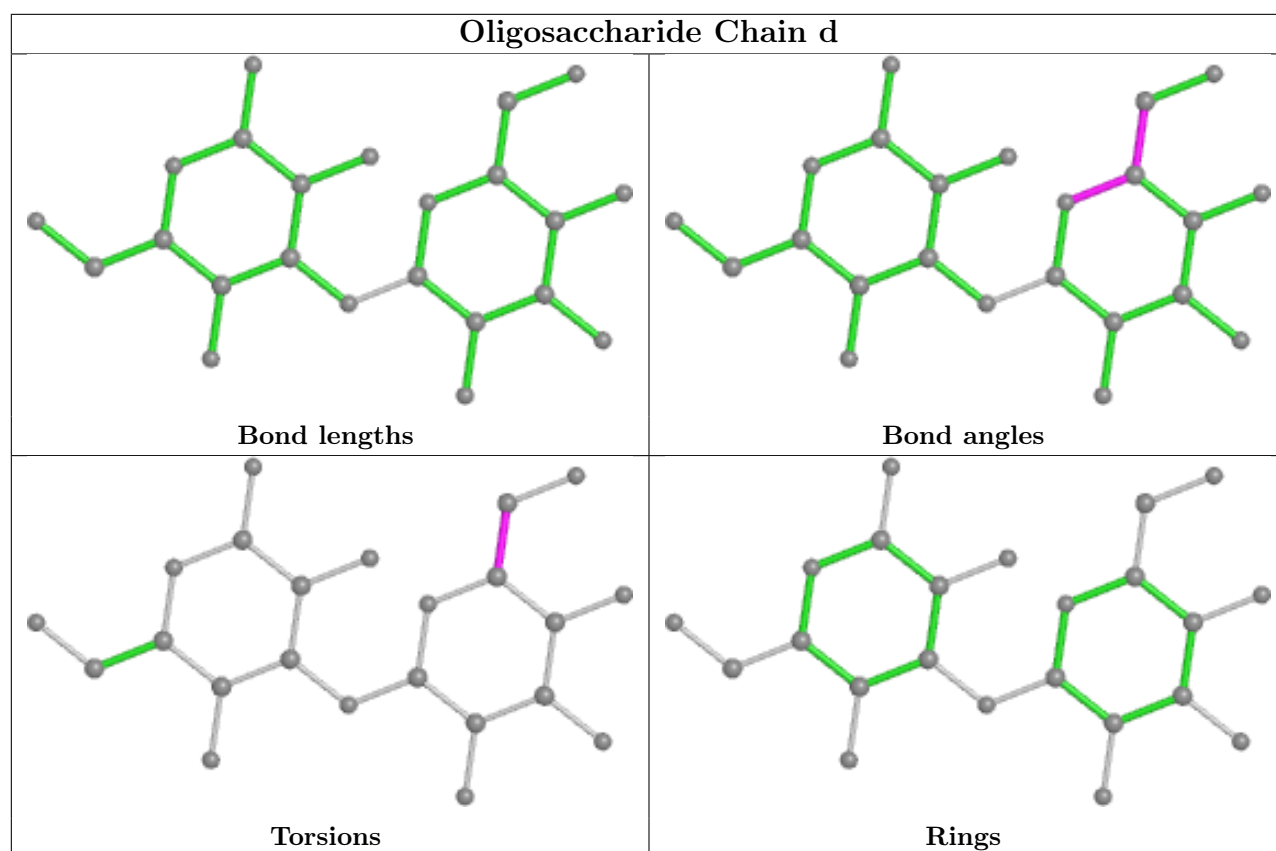
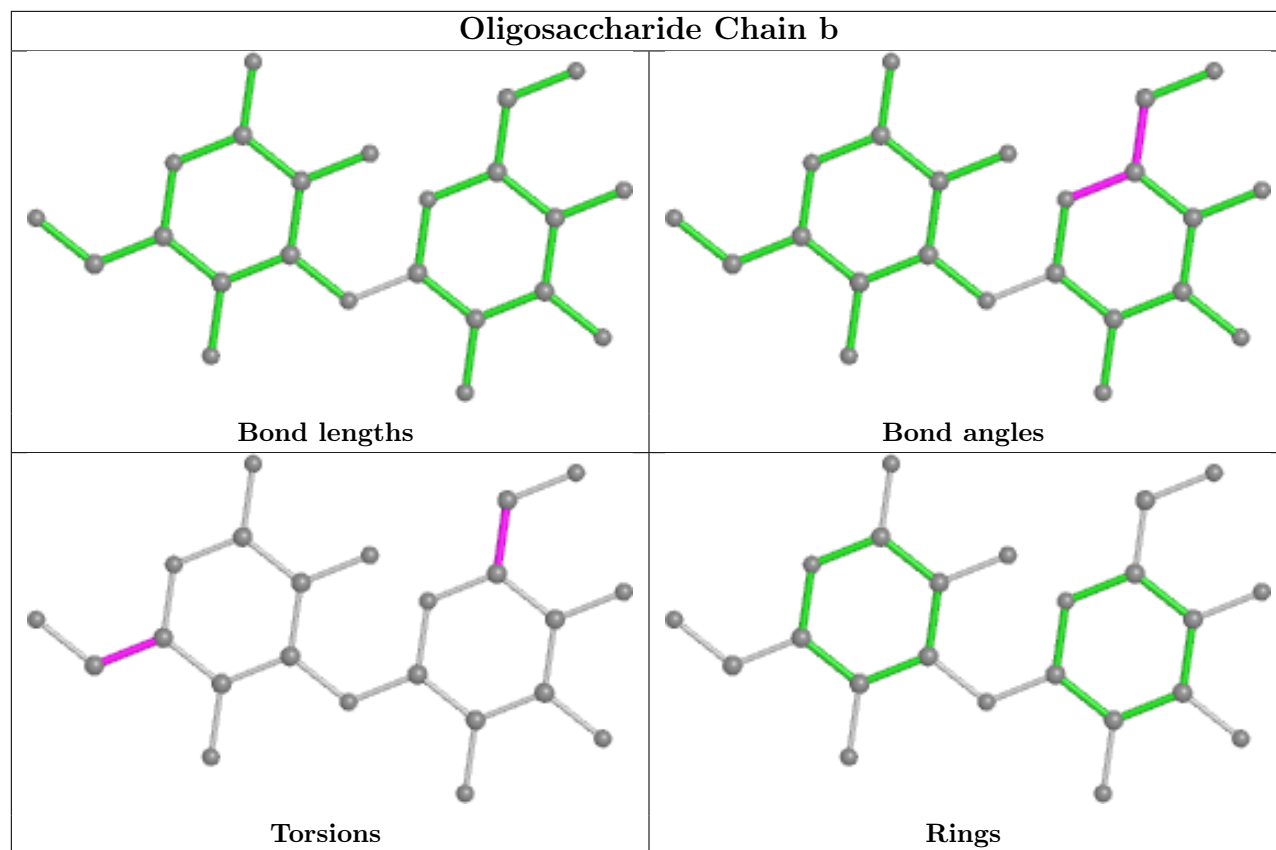












4.6 Ligand geometry [i](#)

There are no ligands in this entry.

4.7 Other polymers [i](#)

There are no such residues in this entry.

4.8 Polymer linkage issues [i](#)

There are no chain breaks in this entry.

5 Fit of model and data [i](#)

5.1 Protein, DNA and RNA chains [i](#)

EDS failed to run properly - this section is therefore empty.

5.2 Non-standard residues in protein, DNA, RNA chains [i](#)

EDS failed to run properly - this section is therefore empty.

5.3 Carbohydrates [i](#)

EDS failed to run properly - this section is therefore empty.

5.4 Ligands [i](#)

EDS failed to run properly - this section is therefore empty.

5.5 Other polymers [i](#)

EDS failed to run properly - this section is therefore empty.