



# Full wwPDB X-ray Structure Validation Report ⓘ

Nov 16, 2020 – 09:42 AM GMT

PDB ID : 6SUW  
Title : Crystal structure of Rhodospirillum rubrum Rru\_A0973 E31A variant  
Authors : Marles-Wright, J.; He, D.  
Deposited on : 2019-09-17  
Resolution : 2.66 Å(reported)

This is a Full wwPDB X-ray Structure Validation Report for a publicly released PDB entry.

We welcome your comments at [validation@mail.wwpdb.org](mailto:validation@mail.wwpdb.org)

A user guide is available at

<https://www.wwpdb.org/validation/2017/XrayValidationReportHelp>

with specific help available everywhere you see the ⓘ symbol.

---

The following versions of software and data (see [references ⓘ](#)) were used in the production of this report:

MolProbity : 4.02b-467  
Xtriage (Phenix) : 1.13  
EDS : 2.14.6  
buster-report : 1.1.7 (2018)  
Percentile statistics : 20191225.v01 (using entries in the PDB archive December 25th 2019)  
Refmac : 5.8.0158  
CCP4 : 7.0.044 (Gargrove)  
Ideal geometry (proteins) : Engh & Huber (2001)  
Ideal geometry (DNA, RNA) : Parkinson et al. (1996)  
Validation Pipeline (wwPDB-VP) : 2.14.6

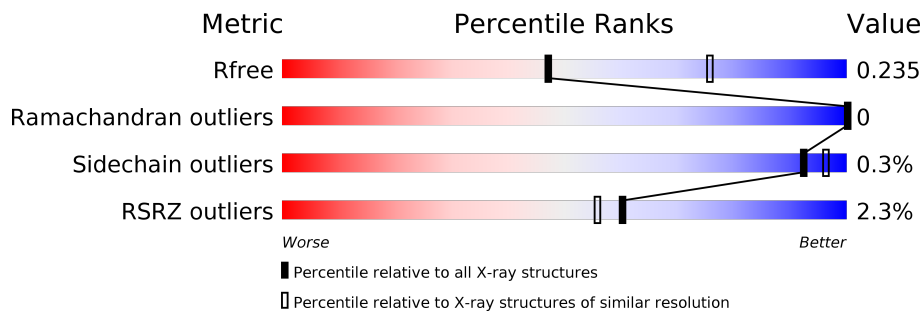
# 1 Overall quality at a glance i

The following experimental techniques were used to determine the structure:

## X-RAY DIFFRACTION

The reported resolution of this entry is 2.66 Å.

Percentile scores (ranging between 0-100) for global validation metrics of the entry are shown in the following graphic. The table shows the number of entries on which the scores are based.



Metric	Whole archive (#Entries)	Similar resolution (#Entries, resolution range(Å))
$R_{free}$	130704	1332 (2.68-2.64)
Ramachandran outliers	138981	1349 (2.68-2.64)
Sidechain outliers	138945	1349 (2.68-2.64)
RSRZ outliers	127900	1318 (2.68-2.64)

The table below summarises the geometric issues observed across the polymeric chains and their fit to the electron density. The red, orange, yellow and green segments on the lower bar indicate the fraction of residues that contain outliers for  $\geq 3$ , 2, 1 and 0 types of geometric quality criteria respectively. A grey segment represents the fraction of residues that are not modelled. The numeric value for each fraction is indicated below the corresponding segment, with a dot representing fractions  $\leq 5\%$ . The upper red bar (where present) indicates the fraction of residues that have poor fit to the electron density. The numeric value is given above the bar.

Mol	Chain	Length	Quality of chain
1	A	116	
1	B	116	
1	C	116	
1	D	116	
1	E	116	
1	F	116	
1	G	116	

Continued on next page...

Continued from previous page...

Mol	Chain	Length	Quality of chain
1	H	116	3% 77% 22%
1	I	116	% 77% 22%
1	J	116	% 78% 22%
1	K	116	% 78% 22%
1	L	116	% 78% 22%
1	M	116	% 78% 22%
1	N	116	3% 77% 23%
1	O	116	% 77% 23%
1	P	116	% 77% 22%
1	Q	116	3% 78% 22%
1	R	116	% 78% 22%
1	S	116	% 78% 22%
1	T	116	% 76% 23%
1	U	116	3% 77% 23%
1	V	116	4% 73% 26%
1	W	116	2% 75% 24%
1	X	116	7% 74% 24%
1	Y	116	2% 76% 24%
1	Z	116	6% 77% 23%
1	a	116	% 77% 23%
1	b	116	% 72% 28%
1	c	116	2% 78% 22%
1	d	116	3% 78% 22%

## 2 Entry composition [i](#)

There are 4 unique types of molecules in this entry. The entry contains 43363 atoms, of which 20981 are hydrogens and 0 are deuteriums.

In the tables below, the ZeroOcc column contains the number of atoms modelled with zero occupancy, the AltConf column contains the number of residues with at least one atom in alternate conformation and the Trace column contains the number of residues modelled with at most 2 atoms.

- Molecule 1 is a protein called Uncharacterized protein.

Mol	Chain	Residues	Atoms						ZeroOcc	AltConf	Trace
			Total	C	H	N	O	S			
1	A	91	1450	462	708	132	146	2	0	0	0
1	B	89	1430	456	698	130	144	2	0	0	0
1	C	90	1440	459	703	131	145	2	0	0	0
1	D	89	1430	456	698	130	144	2	0	0	0
1	E	90	1440	459	703	131	145	2	0	0	0
1	F	90	1440	459	703	131	145	2	0	0	0
1	G	90	1440	459	703	131	145	2	0	0	0
1	H	90	1440	459	703	131	145	2	0	0	0
1	I	90	1440	459	703	131	145	2	0	0	0
1	J	90	1440	459	703	131	145	2	0	0	0
1	K	91	1450	462	708	132	146	2	0	0	0
1	L	91	1451	462	709	132	146	2	0	0	0
1	M	90	1441	459	704	131	145	2	0	0	0
1	N	89	1430	456	698	130	144	2	0	0	0
1	O	89	1430	456	698	130	144	2	0	0	0
1	P	90	1440	459	703	131	145	2	0	0	0

*Continued on next page...*

*Continued from previous page...*

Mol	Chain	Residues	Atoms					ZeroOcc	AltConf	Trace	
1	Q	90	Total	C	H	N	O	S	0	0	0
			1440	459	703	131	145	2			
1	R	90	Total	C	H	N	O	S	0	0	0
			1440	459	703	131	145	2			
1	S	91	Total	C	H	N	O	S	0	0	0
			1450	462	708	132	146	2			
1	T	89	Total	C	H	N	O	S	0	0	0
			1430	456	698	130	144	2			
1	U	89	Total	C	H	N	O	S	0	0	0
			1429	456	698	130	143	2			
1	V	86	Total	C	H	N	O	S	0	0	0
			1388	443	679	125	139	2			
1	W	88	Total	C	H	N	O	S	0	0	0
			1420	453	694	129	142	2			
1	X	88	Total	C	H	N	O	S	0	0	0
			1420	453	694	129	142	2			
1	Y	88	Total	C	H	N	O	S	0	0	0
			1419	453	693	129	142	2			
1	Z	89	Total	C	H	N	O	S	0	0	0
			1430	456	698	130	144	2			
1	a	89	Total	C	H	N	O	S	0	0	0
			1430	456	698	130	144	2			
1	b	84	Total	C	H	N	O	S	0	0	0
			1361	434	664	125	136	2			
1	c	90	Total	C	H	N	O	S	0	0	0
			1440	459	703	131	145	2			
1	d	90	Total	C	H	N	O	S	0	0	0
			1440	459	703	131	145	2			

There are 630 discrepancies between the modelled and reference sequences:

Chain	Residue	Modelled	Actual	Comment	Reference
A	31	ALA	GLU	engineered mutation	UNP Q2RVS1
A	97	ALA	-	expression tag	UNP Q2RVS1
A	98	ASN	-	expression tag	UNP Q2RVS1
A	99	SER	-	expression tag	UNP Q2RVS1
A	100	SER	-	expression tag	UNP Q2RVS1
A	101	SER	-	expression tag	UNP Q2RVS1
A	102	VAL	-	expression tag	UNP Q2RVS1
A	103	ASP	-	expression tag	UNP Q2RVS1
A	104	LYS	-	expression tag	UNP Q2RVS1
A	105	LEU	-	expression tag	UNP Q2RVS1
A	106	ALA	-	expression tag	UNP Q2RVS1

*Continued on next page...*

*Continued from previous page...*

Chain	Residue	Modelled	Actual	Comment	Reference
A	107	ALA	-	expression tag	UNP Q2RVS1
A	108	ALA	-	expression tag	UNP Q2RVS1
A	109	LEU	-	expression tag	UNP Q2RVS1
A	110	GLU	-	expression tag	UNP Q2RVS1
A	111	HIS	-	expression tag	UNP Q2RVS1
A	112	HIS	-	expression tag	UNP Q2RVS1
A	113	HIS	-	expression tag	UNP Q2RVS1
A	114	HIS	-	expression tag	UNP Q2RVS1
A	115	HIS	-	expression tag	UNP Q2RVS1
A	116	HIS	-	expression tag	UNP Q2RVS1
B	31	ALA	GLU	engineered mutation	UNP Q2RVS1
B	97	ALA	-	expression tag	UNP Q2RVS1
B	98	ASN	-	expression tag	UNP Q2RVS1
B	99	SER	-	expression tag	UNP Q2RVS1
B	100	SER	-	expression tag	UNP Q2RVS1
B	101	SER	-	expression tag	UNP Q2RVS1
B	102	VAL	-	expression tag	UNP Q2RVS1
B	103	ASP	-	expression tag	UNP Q2RVS1
B	104	LYS	-	expression tag	UNP Q2RVS1
B	105	LEU	-	expression tag	UNP Q2RVS1
B	106	ALA	-	expression tag	UNP Q2RVS1
B	107	ALA	-	expression tag	UNP Q2RVS1
B	108	ALA	-	expression tag	UNP Q2RVS1
B	109	LEU	-	expression tag	UNP Q2RVS1
B	110	GLU	-	expression tag	UNP Q2RVS1
B	111	HIS	-	expression tag	UNP Q2RVS1
B	112	HIS	-	expression tag	UNP Q2RVS1
B	113	HIS	-	expression tag	UNP Q2RVS1
B	114	HIS	-	expression tag	UNP Q2RVS1
B	115	HIS	-	expression tag	UNP Q2RVS1
B	116	HIS	-	expression tag	UNP Q2RVS1
C	31	ALA	GLU	engineered mutation	UNP Q2RVS1
C	97	ALA	-	expression tag	UNP Q2RVS1
C	98	ASN	-	expression tag	UNP Q2RVS1
C	99	SER	-	expression tag	UNP Q2RVS1
C	100	SER	-	expression tag	UNP Q2RVS1
C	101	SER	-	expression tag	UNP Q2RVS1
C	102	VAL	-	expression tag	UNP Q2RVS1
C	103	ASP	-	expression tag	UNP Q2RVS1
C	104	LYS	-	expression tag	UNP Q2RVS1
C	105	LEU	-	expression tag	UNP Q2RVS1
C	106	ALA	-	expression tag	UNP Q2RVS1

*Continued on next page...*

*Continued from previous page...*

Chain	Residue	Modelled	Actual	Comment	Reference
C	107	ALA	-	expression tag	UNP Q2RVS1
C	108	ALA	-	expression tag	UNP Q2RVS1
C	109	LEU	-	expression tag	UNP Q2RVS1
C	110	GLU	-	expression tag	UNP Q2RVS1
C	111	HIS	-	expression tag	UNP Q2RVS1
C	112	HIS	-	expression tag	UNP Q2RVS1
C	113	HIS	-	expression tag	UNP Q2RVS1
C	114	HIS	-	expression tag	UNP Q2RVS1
C	115	HIS	-	expression tag	UNP Q2RVS1
C	116	HIS	-	expression tag	UNP Q2RVS1
D	31	ALA	GLU	engineered mutation	UNP Q2RVS1
D	97	ALA	-	expression tag	UNP Q2RVS1
D	98	ASN	-	expression tag	UNP Q2RVS1
D	99	SER	-	expression tag	UNP Q2RVS1
D	100	SER	-	expression tag	UNP Q2RVS1
D	101	SER	-	expression tag	UNP Q2RVS1
D	102	VAL	-	expression tag	UNP Q2RVS1
D	103	ASP	-	expression tag	UNP Q2RVS1
D	104	LYS	-	expression tag	UNP Q2RVS1
D	105	LEU	-	expression tag	UNP Q2RVS1
D	106	ALA	-	expression tag	UNP Q2RVS1
D	107	ALA	-	expression tag	UNP Q2RVS1
D	108	ALA	-	expression tag	UNP Q2RVS1
D	109	LEU	-	expression tag	UNP Q2RVS1
D	110	GLU	-	expression tag	UNP Q2RVS1
D	111	HIS	-	expression tag	UNP Q2RVS1
D	112	HIS	-	expression tag	UNP Q2RVS1
D	113	HIS	-	expression tag	UNP Q2RVS1
D	114	HIS	-	expression tag	UNP Q2RVS1
D	115	HIS	-	expression tag	UNP Q2RVS1
D	116	HIS	-	expression tag	UNP Q2RVS1
E	31	ALA	GLU	engineered mutation	UNP Q2RVS1
E	97	ALA	-	expression tag	UNP Q2RVS1
E	98	ASN	-	expression tag	UNP Q2RVS1
E	99	SER	-	expression tag	UNP Q2RVS1
E	100	SER	-	expression tag	UNP Q2RVS1
E	101	SER	-	expression tag	UNP Q2RVS1
E	102	VAL	-	expression tag	UNP Q2RVS1
E	103	ASP	-	expression tag	UNP Q2RVS1
E	104	LYS	-	expression tag	UNP Q2RVS1
E	105	LEU	-	expression tag	UNP Q2RVS1
E	106	ALA	-	expression tag	UNP Q2RVS1

*Continued on next page...*

*Continued from previous page...*

Chain	Residue	Modelled	Actual	Comment	Reference
E	107	ALA	-	expression tag	UNP Q2RVS1
E	108	ALA	-	expression tag	UNP Q2RVS1
E	109	LEU	-	expression tag	UNP Q2RVS1
E	110	GLU	-	expression tag	UNP Q2RVS1
E	111	HIS	-	expression tag	UNP Q2RVS1
E	112	HIS	-	expression tag	UNP Q2RVS1
E	113	HIS	-	expression tag	UNP Q2RVS1
E	114	HIS	-	expression tag	UNP Q2RVS1
E	115	HIS	-	expression tag	UNP Q2RVS1
E	116	HIS	-	expression tag	UNP Q2RVS1
F	31	ALA	GLU	engineered mutation	UNP Q2RVS1
F	97	ALA	-	expression tag	UNP Q2RVS1
F	98	ASN	-	expression tag	UNP Q2RVS1
F	99	SER	-	expression tag	UNP Q2RVS1
F	100	SER	-	expression tag	UNP Q2RVS1
F	101	SER	-	expression tag	UNP Q2RVS1
F	102	VAL	-	expression tag	UNP Q2RVS1
F	103	ASP	-	expression tag	UNP Q2RVS1
F	104	LYS	-	expression tag	UNP Q2RVS1
F	105	LEU	-	expression tag	UNP Q2RVS1
F	106	ALA	-	expression tag	UNP Q2RVS1
F	107	ALA	-	expression tag	UNP Q2RVS1
F	108	ALA	-	expression tag	UNP Q2RVS1
F	109	LEU	-	expression tag	UNP Q2RVS1
F	110	GLU	-	expression tag	UNP Q2RVS1
F	111	HIS	-	expression tag	UNP Q2RVS1
F	112	HIS	-	expression tag	UNP Q2RVS1
F	113	HIS	-	expression tag	UNP Q2RVS1
F	114	HIS	-	expression tag	UNP Q2RVS1
F	115	HIS	-	expression tag	UNP Q2RVS1
F	116	HIS	-	expression tag	UNP Q2RVS1
G	31	ALA	GLU	engineered mutation	UNP Q2RVS1
G	97	ALA	-	expression tag	UNP Q2RVS1
G	98	ASN	-	expression tag	UNP Q2RVS1
G	99	SER	-	expression tag	UNP Q2RVS1
G	100	SER	-	expression tag	UNP Q2RVS1
G	101	SER	-	expression tag	UNP Q2RVS1
G	102	VAL	-	expression tag	UNP Q2RVS1
G	103	ASP	-	expression tag	UNP Q2RVS1
G	104	LYS	-	expression tag	UNP Q2RVS1
G	105	LEU	-	expression tag	UNP Q2RVS1
G	106	ALA	-	expression tag	UNP Q2RVS1

*Continued on next page...*



*Continued from previous page...*

Chain	Residue	Modelled	Actual	Comment	Reference
G	107	ALA	-	expression tag	UNP Q2RVS1
G	108	ALA	-	expression tag	UNP Q2RVS1
G	109	LEU	-	expression tag	UNP Q2RVS1
G	110	GLU	-	expression tag	UNP Q2RVS1
G	111	HIS	-	expression tag	UNP Q2RVS1
G	112	HIS	-	expression tag	UNP Q2RVS1
G	113	HIS	-	expression tag	UNP Q2RVS1
G	114	HIS	-	expression tag	UNP Q2RVS1
G	115	HIS	-	expression tag	UNP Q2RVS1
G	116	HIS	-	expression tag	UNP Q2RVS1
H	31	ALA	GLU	engineered mutation	UNP Q2RVS1
H	97	ALA	-	expression tag	UNP Q2RVS1
H	98	ASN	-	expression tag	UNP Q2RVS1
H	99	SER	-	expression tag	UNP Q2RVS1
H	100	SER	-	expression tag	UNP Q2RVS1
H	101	SER	-	expression tag	UNP Q2RVS1
H	102	VAL	-	expression tag	UNP Q2RVS1
H	103	ASP	-	expression tag	UNP Q2RVS1
H	104	LYS	-	expression tag	UNP Q2RVS1
H	105	LEU	-	expression tag	UNP Q2RVS1
H	106	ALA	-	expression tag	UNP Q2RVS1
H	107	ALA	-	expression tag	UNP Q2RVS1
H	108	ALA	-	expression tag	UNP Q2RVS1
H	109	LEU	-	expression tag	UNP Q2RVS1
H	110	GLU	-	expression tag	UNP Q2RVS1
H	111	HIS	-	expression tag	UNP Q2RVS1
H	112	HIS	-	expression tag	UNP Q2RVS1
H	113	HIS	-	expression tag	UNP Q2RVS1
H	114	HIS	-	expression tag	UNP Q2RVS1
H	115	HIS	-	expression tag	UNP Q2RVS1
H	116	HIS	-	expression tag	UNP Q2RVS1
I	31	ALA	GLU	engineered mutation	UNP Q2RVS1
I	97	ALA	-	expression tag	UNP Q2RVS1
I	98	ASN	-	expression tag	UNP Q2RVS1
I	99	SER	-	expression tag	UNP Q2RVS1
I	100	SER	-	expression tag	UNP Q2RVS1
I	101	SER	-	expression tag	UNP Q2RVS1
I	102	VAL	-	expression tag	UNP Q2RVS1
I	103	ASP	-	expression tag	UNP Q2RVS1
I	104	LYS	-	expression tag	UNP Q2RVS1
I	105	LEU	-	expression tag	UNP Q2RVS1
I	106	ALA	-	expression tag	UNP Q2RVS1

*Continued on next page...*

*Continued from previous page...*

Chain	Residue	Modelled	Actual	Comment	Reference
I	107	ALA	-	expression tag	UNP Q2RVS1
I	108	ALA	-	expression tag	UNP Q2RVS1
I	109	LEU	-	expression tag	UNP Q2RVS1
I	110	GLU	-	expression tag	UNP Q2RVS1
I	111	HIS	-	expression tag	UNP Q2RVS1
I	112	HIS	-	expression tag	UNP Q2RVS1
I	113	HIS	-	expression tag	UNP Q2RVS1
I	114	HIS	-	expression tag	UNP Q2RVS1
I	115	HIS	-	expression tag	UNP Q2RVS1
I	116	HIS	-	expression tag	UNP Q2RVS1
J	31	ALA	GLU	engineered mutation	UNP Q2RVS1
J	97	ALA	-	expression tag	UNP Q2RVS1
J	98	ASN	-	expression tag	UNP Q2RVS1
J	99	SER	-	expression tag	UNP Q2RVS1
J	100	SER	-	expression tag	UNP Q2RVS1
J	101	SER	-	expression tag	UNP Q2RVS1
J	102	VAL	-	expression tag	UNP Q2RVS1
J	103	ASP	-	expression tag	UNP Q2RVS1
J	104	LYS	-	expression tag	UNP Q2RVS1
J	105	LEU	-	expression tag	UNP Q2RVS1
J	106	ALA	-	expression tag	UNP Q2RVS1
J	107	ALA	-	expression tag	UNP Q2RVS1
J	108	ALA	-	expression tag	UNP Q2RVS1
J	109	LEU	-	expression tag	UNP Q2RVS1
J	110	GLU	-	expression tag	UNP Q2RVS1
J	111	HIS	-	expression tag	UNP Q2RVS1
J	112	HIS	-	expression tag	UNP Q2RVS1
J	113	HIS	-	expression tag	UNP Q2RVS1
J	114	HIS	-	expression tag	UNP Q2RVS1
J	115	HIS	-	expression tag	UNP Q2RVS1
J	116	HIS	-	expression tag	UNP Q2RVS1
K	31	ALA	GLU	engineered mutation	UNP Q2RVS1
K	97	ALA	-	expression tag	UNP Q2RVS1
K	98	ASN	-	expression tag	UNP Q2RVS1
K	99	SER	-	expression tag	UNP Q2RVS1
K	100	SER	-	expression tag	UNP Q2RVS1
K	101	SER	-	expression tag	UNP Q2RVS1
K	102	VAL	-	expression tag	UNP Q2RVS1
K	103	ASP	-	expression tag	UNP Q2RVS1
K	104	LYS	-	expression tag	UNP Q2RVS1
K	105	LEU	-	expression tag	UNP Q2RVS1
K	106	ALA	-	expression tag	UNP Q2RVS1

*Continued on next page...*

*Continued from previous page...*

Chain	Residue	Modelled	Actual	Comment	Reference
K	107	ALA	-	expression tag	UNP Q2RVS1
K	108	ALA	-	expression tag	UNP Q2RVS1
K	109	LEU	-	expression tag	UNP Q2RVS1
K	110	GLU	-	expression tag	UNP Q2RVS1
K	111	HIS	-	expression tag	UNP Q2RVS1
K	112	HIS	-	expression tag	UNP Q2RVS1
K	113	HIS	-	expression tag	UNP Q2RVS1
K	114	HIS	-	expression tag	UNP Q2RVS1
K	115	HIS	-	expression tag	UNP Q2RVS1
K	116	HIS	-	expression tag	UNP Q2RVS1
L	31	ALA	GLU	engineered mutation	UNP Q2RVS1
L	97	ALA	-	expression tag	UNP Q2RVS1
L	98	ASN	-	expression tag	UNP Q2RVS1
L	99	SER	-	expression tag	UNP Q2RVS1
L	100	SER	-	expression tag	UNP Q2RVS1
L	101	SER	-	expression tag	UNP Q2RVS1
L	102	VAL	-	expression tag	UNP Q2RVS1
L	103	ASP	-	expression tag	UNP Q2RVS1
L	104	LYS	-	expression tag	UNP Q2RVS1
L	105	LEU	-	expression tag	UNP Q2RVS1
L	106	ALA	-	expression tag	UNP Q2RVS1
L	107	ALA	-	expression tag	UNP Q2RVS1
L	108	ALA	-	expression tag	UNP Q2RVS1
L	109	LEU	-	expression tag	UNP Q2RVS1
L	110	GLU	-	expression tag	UNP Q2RVS1
L	111	HIS	-	expression tag	UNP Q2RVS1
L	112	HIS	-	expression tag	UNP Q2RVS1
L	113	HIS	-	expression tag	UNP Q2RVS1
L	114	HIS	-	expression tag	UNP Q2RVS1
L	115	HIS	-	expression tag	UNP Q2RVS1
L	116	HIS	-	expression tag	UNP Q2RVS1
M	31	ALA	GLU	engineered mutation	UNP Q2RVS1
M	97	ALA	-	expression tag	UNP Q2RVS1
M	98	ASN	-	expression tag	UNP Q2RVS1
M	99	SER	-	expression tag	UNP Q2RVS1
M	100	SER	-	expression tag	UNP Q2RVS1
M	101	SER	-	expression tag	UNP Q2RVS1
M	102	VAL	-	expression tag	UNP Q2RVS1
M	103	ASP	-	expression tag	UNP Q2RVS1
M	104	LYS	-	expression tag	UNP Q2RVS1
M	105	LEU	-	expression tag	UNP Q2RVS1
M	106	ALA	-	expression tag	UNP Q2RVS1

*Continued on next page...*

*Continued from previous page...*

Chain	Residue	Modelled	Actual	Comment	Reference
M	107	ALA	-	expression tag	UNP Q2RVS1
M	108	ALA	-	expression tag	UNP Q2RVS1
M	109	LEU	-	expression tag	UNP Q2RVS1
M	110	GLU	-	expression tag	UNP Q2RVS1
M	111	HIS	-	expression tag	UNP Q2RVS1
M	112	HIS	-	expression tag	UNP Q2RVS1
M	113	HIS	-	expression tag	UNP Q2RVS1
M	114	HIS	-	expression tag	UNP Q2RVS1
M	115	HIS	-	expression tag	UNP Q2RVS1
M	116	HIS	-	expression tag	UNP Q2RVS1
N	31	ALA	GLU	engineered mutation	UNP Q2RVS1
N	97	ALA	-	expression tag	UNP Q2RVS1
N	98	ASN	-	expression tag	UNP Q2RVS1
N	99	SER	-	expression tag	UNP Q2RVS1
N	100	SER	-	expression tag	UNP Q2RVS1
N	101	SER	-	expression tag	UNP Q2RVS1
N	102	VAL	-	expression tag	UNP Q2RVS1
N	103	ASP	-	expression tag	UNP Q2RVS1
N	104	LYS	-	expression tag	UNP Q2RVS1
N	105	LEU	-	expression tag	UNP Q2RVS1
N	106	ALA	-	expression tag	UNP Q2RVS1
N	107	ALA	-	expression tag	UNP Q2RVS1
N	108	ALA	-	expression tag	UNP Q2RVS1
N	109	LEU	-	expression tag	UNP Q2RVS1
N	110	GLU	-	expression tag	UNP Q2RVS1
N	111	HIS	-	expression tag	UNP Q2RVS1
N	112	HIS	-	expression tag	UNP Q2RVS1
N	113	HIS	-	expression tag	UNP Q2RVS1
N	114	HIS	-	expression tag	UNP Q2RVS1
N	115	HIS	-	expression tag	UNP Q2RVS1
N	116	HIS	-	expression tag	UNP Q2RVS1
O	31	ALA	GLU	engineered mutation	UNP Q2RVS1
O	97	ALA	-	expression tag	UNP Q2RVS1
O	98	ASN	-	expression tag	UNP Q2RVS1
O	99	SER	-	expression tag	UNP Q2RVS1
O	100	SER	-	expression tag	UNP Q2RVS1
O	101	SER	-	expression tag	UNP Q2RVS1
O	102	VAL	-	expression tag	UNP Q2RVS1
O	103	ASP	-	expression tag	UNP Q2RVS1
O	104	LYS	-	expression tag	UNP Q2RVS1
O	105	LEU	-	expression tag	UNP Q2RVS1
O	106	ALA	-	expression tag	UNP Q2RVS1

*Continued on next page...*

*Continued from previous page...*

Chain	Residue	Modelled	Actual	Comment	Reference
O	107	ALA	-	expression tag	UNP Q2RVS1
O	108	ALA	-	expression tag	UNP Q2RVS1
O	109	LEU	-	expression tag	UNP Q2RVS1
O	110	GLU	-	expression tag	UNP Q2RVS1
O	111	HIS	-	expression tag	UNP Q2RVS1
O	112	HIS	-	expression tag	UNP Q2RVS1
O	113	HIS	-	expression tag	UNP Q2RVS1
O	114	HIS	-	expression tag	UNP Q2RVS1
O	115	HIS	-	expression tag	UNP Q2RVS1
O	116	HIS	-	expression tag	UNP Q2RVS1
P	31	ALA	GLU	engineered mutation	UNP Q2RVS1
P	97	ALA	-	expression tag	UNP Q2RVS1
P	98	ASN	-	expression tag	UNP Q2RVS1
P	99	SER	-	expression tag	UNP Q2RVS1
P	100	SER	-	expression tag	UNP Q2RVS1
P	101	SER	-	expression tag	UNP Q2RVS1
P	102	VAL	-	expression tag	UNP Q2RVS1
P	103	ASP	-	expression tag	UNP Q2RVS1
P	104	LYS	-	expression tag	UNP Q2RVS1
P	105	LEU	-	expression tag	UNP Q2RVS1
P	106	ALA	-	expression tag	UNP Q2RVS1
P	107	ALA	-	expression tag	UNP Q2RVS1
P	108	ALA	-	expression tag	UNP Q2RVS1
P	109	LEU	-	expression tag	UNP Q2RVS1
P	110	GLU	-	expression tag	UNP Q2RVS1
P	111	HIS	-	expression tag	UNP Q2RVS1
P	112	HIS	-	expression tag	UNP Q2RVS1
P	113	HIS	-	expression tag	UNP Q2RVS1
P	114	HIS	-	expression tag	UNP Q2RVS1
P	115	HIS	-	expression tag	UNP Q2RVS1
P	116	HIS	-	expression tag	UNP Q2RVS1
Q	31	ALA	GLU	engineered mutation	UNP Q2RVS1
Q	97	ALA	-	expression tag	UNP Q2RVS1
Q	98	ASN	-	expression tag	UNP Q2RVS1
Q	99	SER	-	expression tag	UNP Q2RVS1
Q	100	SER	-	expression tag	UNP Q2RVS1
Q	101	SER	-	expression tag	UNP Q2RVS1
Q	102	VAL	-	expression tag	UNP Q2RVS1
Q	103	ASP	-	expression tag	UNP Q2RVS1
Q	104	LYS	-	expression tag	UNP Q2RVS1
Q	105	LEU	-	expression tag	UNP Q2RVS1
Q	106	ALA	-	expression tag	UNP Q2RVS1

*Continued on next page...*

*Continued from previous page...*

Chain	Residue	Modelled	Actual	Comment	Reference
Q	107	ALA	-	expression tag	UNP Q2RVS1
Q	108	ALA	-	expression tag	UNP Q2RVS1
Q	109	LEU	-	expression tag	UNP Q2RVS1
Q	110	GLU	-	expression tag	UNP Q2RVS1
Q	111	HIS	-	expression tag	UNP Q2RVS1
Q	112	HIS	-	expression tag	UNP Q2RVS1
Q	113	HIS	-	expression tag	UNP Q2RVS1
Q	114	HIS	-	expression tag	UNP Q2RVS1
Q	115	HIS	-	expression tag	UNP Q2RVS1
Q	116	HIS	-	expression tag	UNP Q2RVS1
R	31	ALA	GLU	engineered mutation	UNP Q2RVS1
R	97	ALA	-	expression tag	UNP Q2RVS1
R	98	ASN	-	expression tag	UNP Q2RVS1
R	99	SER	-	expression tag	UNP Q2RVS1
R	100	SER	-	expression tag	UNP Q2RVS1
R	101	SER	-	expression tag	UNP Q2RVS1
R	102	VAL	-	expression tag	UNP Q2RVS1
R	103	ASP	-	expression tag	UNP Q2RVS1
R	104	LYS	-	expression tag	UNP Q2RVS1
R	105	LEU	-	expression tag	UNP Q2RVS1
R	106	ALA	-	expression tag	UNP Q2RVS1
R	107	ALA	-	expression tag	UNP Q2RVS1
R	108	ALA	-	expression tag	UNP Q2RVS1
R	109	LEU	-	expression tag	UNP Q2RVS1
R	110	GLU	-	expression tag	UNP Q2RVS1
R	111	HIS	-	expression tag	UNP Q2RVS1
R	112	HIS	-	expression tag	UNP Q2RVS1
R	113	HIS	-	expression tag	UNP Q2RVS1
R	114	HIS	-	expression tag	UNP Q2RVS1
R	115	HIS	-	expression tag	UNP Q2RVS1
R	116	HIS	-	expression tag	UNP Q2RVS1
S	31	ALA	GLU	engineered mutation	UNP Q2RVS1
S	97	ALA	-	expression tag	UNP Q2RVS1
S	98	ASN	-	expression tag	UNP Q2RVS1
S	99	SER	-	expression tag	UNP Q2RVS1
S	100	SER	-	expression tag	UNP Q2RVS1
S	101	SER	-	expression tag	UNP Q2RVS1
S	102	VAL	-	expression tag	UNP Q2RVS1
S	103	ASP	-	expression tag	UNP Q2RVS1
S	104	LYS	-	expression tag	UNP Q2RVS1
S	105	LEU	-	expression tag	UNP Q2RVS1
S	106	ALA	-	expression tag	UNP Q2RVS1

*Continued on next page...*

*Continued from previous page...*

Chain	Residue	Modelled	Actual	Comment	Reference
S	107	ALA	-	expression tag	UNP Q2RVS1
S	108	ALA	-	expression tag	UNP Q2RVS1
S	109	LEU	-	expression tag	UNP Q2RVS1
S	110	GLU	-	expression tag	UNP Q2RVS1
S	111	HIS	-	expression tag	UNP Q2RVS1
S	112	HIS	-	expression tag	UNP Q2RVS1
S	113	HIS	-	expression tag	UNP Q2RVS1
S	114	HIS	-	expression tag	UNP Q2RVS1
S	115	HIS	-	expression tag	UNP Q2RVS1
S	116	HIS	-	expression tag	UNP Q2RVS1
T	31	ALA	GLU	engineered mutation	UNP Q2RVS1
T	97	ALA	-	expression tag	UNP Q2RVS1
T	98	ASN	-	expression tag	UNP Q2RVS1
T	99	SER	-	expression tag	UNP Q2RVS1
T	100	SER	-	expression tag	UNP Q2RVS1
T	101	SER	-	expression tag	UNP Q2RVS1
T	102	VAL	-	expression tag	UNP Q2RVS1
T	103	ASP	-	expression tag	UNP Q2RVS1
T	104	LYS	-	expression tag	UNP Q2RVS1
T	105	LEU	-	expression tag	UNP Q2RVS1
T	106	ALA	-	expression tag	UNP Q2RVS1
T	107	ALA	-	expression tag	UNP Q2RVS1
T	108	ALA	-	expression tag	UNP Q2RVS1
T	109	LEU	-	expression tag	UNP Q2RVS1
T	110	GLU	-	expression tag	UNP Q2RVS1
T	111	HIS	-	expression tag	UNP Q2RVS1
T	112	HIS	-	expression tag	UNP Q2RVS1
T	113	HIS	-	expression tag	UNP Q2RVS1
T	114	HIS	-	expression tag	UNP Q2RVS1
T	115	HIS	-	expression tag	UNP Q2RVS1
T	116	HIS	-	expression tag	UNP Q2RVS1
U	31	ALA	GLU	engineered mutation	UNP Q2RVS1
U	97	ALA	-	expression tag	UNP Q2RVS1
U	98	ASN	-	expression tag	UNP Q2RVS1
U	99	SER	-	expression tag	UNP Q2RVS1
U	100	SER	-	expression tag	UNP Q2RVS1
U	101	SER	-	expression tag	UNP Q2RVS1
U	102	VAL	-	expression tag	UNP Q2RVS1
U	103	ASP	-	expression tag	UNP Q2RVS1
U	104	LYS	-	expression tag	UNP Q2RVS1
U	105	LEU	-	expression tag	UNP Q2RVS1
U	106	ALA	-	expression tag	UNP Q2RVS1

*Continued on next page...*

*Continued from previous page...*

Chain	Residue	Modelled	Actual	Comment	Reference
U	107	ALA	-	expression tag	UNP Q2RVS1
U	108	ALA	-	expression tag	UNP Q2RVS1
U	109	LEU	-	expression tag	UNP Q2RVS1
U	110	GLU	-	expression tag	UNP Q2RVS1
U	111	HIS	-	expression tag	UNP Q2RVS1
U	112	HIS	-	expression tag	UNP Q2RVS1
U	113	HIS	-	expression tag	UNP Q2RVS1
U	114	HIS	-	expression tag	UNP Q2RVS1
U	115	HIS	-	expression tag	UNP Q2RVS1
U	116	HIS	-	expression tag	UNP Q2RVS1
V	31	ALA	GLU	engineered mutation	UNP Q2RVS1
V	97	ALA	-	expression tag	UNP Q2RVS1
V	98	ASN	-	expression tag	UNP Q2RVS1
V	99	SER	-	expression tag	UNP Q2RVS1
V	100	SER	-	expression tag	UNP Q2RVS1
V	101	SER	-	expression tag	UNP Q2RVS1
V	102	VAL	-	expression tag	UNP Q2RVS1
V	103	ASP	-	expression tag	UNP Q2RVS1
V	104	LYS	-	expression tag	UNP Q2RVS1
V	105	LEU	-	expression tag	UNP Q2RVS1
V	106	ALA	-	expression tag	UNP Q2RVS1
V	107	ALA	-	expression tag	UNP Q2RVS1
V	108	ALA	-	expression tag	UNP Q2RVS1
V	109	LEU	-	expression tag	UNP Q2RVS1
V	110	GLU	-	expression tag	UNP Q2RVS1
V	111	HIS	-	expression tag	UNP Q2RVS1
V	112	HIS	-	expression tag	UNP Q2RVS1
V	113	HIS	-	expression tag	UNP Q2RVS1
V	114	HIS	-	expression tag	UNP Q2RVS1
V	115	HIS	-	expression tag	UNP Q2RVS1
V	116	HIS	-	expression tag	UNP Q2RVS1
W	31	ALA	GLU	engineered mutation	UNP Q2RVS1
W	97	ALA	-	expression tag	UNP Q2RVS1
W	98	ASN	-	expression tag	UNP Q2RVS1
W	99	SER	-	expression tag	UNP Q2RVS1
W	100	SER	-	expression tag	UNP Q2RVS1
W	101	SER	-	expression tag	UNP Q2RVS1
W	102	VAL	-	expression tag	UNP Q2RVS1
W	103	ASP	-	expression tag	UNP Q2RVS1
W	104	LYS	-	expression tag	UNP Q2RVS1
W	105	LEU	-	expression tag	UNP Q2RVS1
W	106	ALA	-	expression tag	UNP Q2RVS1

*Continued on next page...*



*Continued from previous page...*

Chain	Residue	Modelled	Actual	Comment	Reference
W	107	ALA	-	expression tag	UNP Q2RVS1
W	108	ALA	-	expression tag	UNP Q2RVS1
W	109	LEU	-	expression tag	UNP Q2RVS1
W	110	GLU	-	expression tag	UNP Q2RVS1
W	111	HIS	-	expression tag	UNP Q2RVS1
W	112	HIS	-	expression tag	UNP Q2RVS1
W	113	HIS	-	expression tag	UNP Q2RVS1
W	114	HIS	-	expression tag	UNP Q2RVS1
W	115	HIS	-	expression tag	UNP Q2RVS1
W	116	HIS	-	expression tag	UNP Q2RVS1
X	31	ALA	GLU	engineered mutation	UNP Q2RVS1
X	97	ALA	-	expression tag	UNP Q2RVS1
X	98	ASN	-	expression tag	UNP Q2RVS1
X	99	SER	-	expression tag	UNP Q2RVS1
X	100	SER	-	expression tag	UNP Q2RVS1
X	101	SER	-	expression tag	UNP Q2RVS1
X	102	VAL	-	expression tag	UNP Q2RVS1
X	103	ASP	-	expression tag	UNP Q2RVS1
X	104	LYS	-	expression tag	UNP Q2RVS1
X	105	LEU	-	expression tag	UNP Q2RVS1
X	106	ALA	-	expression tag	UNP Q2RVS1
X	107	ALA	-	expression tag	UNP Q2RVS1
X	108	ALA	-	expression tag	UNP Q2RVS1
X	109	LEU	-	expression tag	UNP Q2RVS1
X	110	GLU	-	expression tag	UNP Q2RVS1
X	111	HIS	-	expression tag	UNP Q2RVS1
X	112	HIS	-	expression tag	UNP Q2RVS1
X	113	HIS	-	expression tag	UNP Q2RVS1
X	114	HIS	-	expression tag	UNP Q2RVS1
X	115	HIS	-	expression tag	UNP Q2RVS1
X	116	HIS	-	expression tag	UNP Q2RVS1
Y	31	ALA	GLU	engineered mutation	UNP Q2RVS1
Y	97	ALA	-	expression tag	UNP Q2RVS1
Y	98	ASN	-	expression tag	UNP Q2RVS1
Y	99	SER	-	expression tag	UNP Q2RVS1
Y	100	SER	-	expression tag	UNP Q2RVS1
Y	101	SER	-	expression tag	UNP Q2RVS1
Y	102	VAL	-	expression tag	UNP Q2RVS1
Y	103	ASP	-	expression tag	UNP Q2RVS1
Y	104	LYS	-	expression tag	UNP Q2RVS1
Y	105	LEU	-	expression tag	UNP Q2RVS1
Y	106	ALA	-	expression tag	UNP Q2RVS1

*Continued on next page...*

*Continued from previous page...*

Chain	Residue	Modelled	Actual	Comment	Reference
Y	107	ALA	-	expression tag	UNP Q2RVS1
Y	108	ALA	-	expression tag	UNP Q2RVS1
Y	109	LEU	-	expression tag	UNP Q2RVS1
Y	110	GLU	-	expression tag	UNP Q2RVS1
Y	111	HIS	-	expression tag	UNP Q2RVS1
Y	112	HIS	-	expression tag	UNP Q2RVS1
Y	113	HIS	-	expression tag	UNP Q2RVS1
Y	114	HIS	-	expression tag	UNP Q2RVS1
Y	115	HIS	-	expression tag	UNP Q2RVS1
Y	116	HIS	-	expression tag	UNP Q2RVS1
Z	31	ALA	GLU	engineered mutation	UNP Q2RVS1
Z	97	ALA	-	expression tag	UNP Q2RVS1
Z	98	ASN	-	expression tag	UNP Q2RVS1
Z	99	SER	-	expression tag	UNP Q2RVS1
Z	100	SER	-	expression tag	UNP Q2RVS1
Z	101	SER	-	expression tag	UNP Q2RVS1
Z	102	VAL	-	expression tag	UNP Q2RVS1
Z	103	ASP	-	expression tag	UNP Q2RVS1
Z	104	LYS	-	expression tag	UNP Q2RVS1
Z	105	LEU	-	expression tag	UNP Q2RVS1
Z	106	ALA	-	expression tag	UNP Q2RVS1
Z	107	ALA	-	expression tag	UNP Q2RVS1
Z	108	ALA	-	expression tag	UNP Q2RVS1
Z	109	LEU	-	expression tag	UNP Q2RVS1
Z	110	GLU	-	expression tag	UNP Q2RVS1
Z	111	HIS	-	expression tag	UNP Q2RVS1
Z	112	HIS	-	expression tag	UNP Q2RVS1
Z	113	HIS	-	expression tag	UNP Q2RVS1
Z	114	HIS	-	expression tag	UNP Q2RVS1
Z	115	HIS	-	expression tag	UNP Q2RVS1
Z	116	HIS	-	expression tag	UNP Q2RVS1
a	31	ALA	GLU	engineered mutation	UNP Q2RVS1
a	97	ALA	-	expression tag	UNP Q2RVS1
a	98	ASN	-	expression tag	UNP Q2RVS1
a	99	SER	-	expression tag	UNP Q2RVS1
a	100	SER	-	expression tag	UNP Q2RVS1
a	101	SER	-	expression tag	UNP Q2RVS1
a	102	VAL	-	expression tag	UNP Q2RVS1
a	103	ASP	-	expression tag	UNP Q2RVS1
a	104	LYS	-	expression tag	UNP Q2RVS1
a	105	LEU	-	expression tag	UNP Q2RVS1
a	106	ALA	-	expression tag	UNP Q2RVS1

*Continued on next page...*

*Continued from previous page...*

Chain	Residue	Modelled	Actual	Comment	Reference
a	107	ALA	-	expression tag	UNP Q2RVS1
a	108	ALA	-	expression tag	UNP Q2RVS1
a	109	LEU	-	expression tag	UNP Q2RVS1
a	110	GLU	-	expression tag	UNP Q2RVS1
a	111	HIS	-	expression tag	UNP Q2RVS1
a	112	HIS	-	expression tag	UNP Q2RVS1
a	113	HIS	-	expression tag	UNP Q2RVS1
a	114	HIS	-	expression tag	UNP Q2RVS1
a	115	HIS	-	expression tag	UNP Q2RVS1
a	116	HIS	-	expression tag	UNP Q2RVS1
b	31	ALA	GLU	engineered mutation	UNP Q2RVS1
b	97	ALA	-	expression tag	UNP Q2RVS1
b	98	ASN	-	expression tag	UNP Q2RVS1
b	99	SER	-	expression tag	UNP Q2RVS1
b	100	SER	-	expression tag	UNP Q2RVS1
b	101	SER	-	expression tag	UNP Q2RVS1
b	102	VAL	-	expression tag	UNP Q2RVS1
b	103	ASP	-	expression tag	UNP Q2RVS1
b	104	LYS	-	expression tag	UNP Q2RVS1
b	105	LEU	-	expression tag	UNP Q2RVS1
b	106	ALA	-	expression tag	UNP Q2RVS1
b	107	ALA	-	expression tag	UNP Q2RVS1
b	108	ALA	-	expression tag	UNP Q2RVS1
b	109	LEU	-	expression tag	UNP Q2RVS1
b	110	GLU	-	expression tag	UNP Q2RVS1
b	111	HIS	-	expression tag	UNP Q2RVS1
b	112	HIS	-	expression tag	UNP Q2RVS1
b	113	HIS	-	expression tag	UNP Q2RVS1
b	114	HIS	-	expression tag	UNP Q2RVS1
b	115	HIS	-	expression tag	UNP Q2RVS1
b	116	HIS	-	expression tag	UNP Q2RVS1
c	31	ALA	GLU	engineered mutation	UNP Q2RVS1
c	97	ALA	-	expression tag	UNP Q2RVS1
c	98	ASN	-	expression tag	UNP Q2RVS1
c	99	SER	-	expression tag	UNP Q2RVS1
c	100	SER	-	expression tag	UNP Q2RVS1
c	101	SER	-	expression tag	UNP Q2RVS1
c	102	VAL	-	expression tag	UNP Q2RVS1
c	103	ASP	-	expression tag	UNP Q2RVS1
c	104	LYS	-	expression tag	UNP Q2RVS1
c	105	LEU	-	expression tag	UNP Q2RVS1
c	106	ALA	-	expression tag	UNP Q2RVS1

*Continued on next page...*

*Continued from previous page...*

Chain	Residue	Modelled	Actual	Comment	Reference
c	107	ALA	-	expression tag	UNP Q2RVS1
c	108	ALA	-	expression tag	UNP Q2RVS1
c	109	LEU	-	expression tag	UNP Q2RVS1
c	110	GLU	-	expression tag	UNP Q2RVS1
c	111	HIS	-	expression tag	UNP Q2RVS1
c	112	HIS	-	expression tag	UNP Q2RVS1
c	113	HIS	-	expression tag	UNP Q2RVS1
c	114	HIS	-	expression tag	UNP Q2RVS1
c	115	HIS	-	expression tag	UNP Q2RVS1
c	116	HIS	-	expression tag	UNP Q2RVS1
d	31	ALA	GLU	engineered mutation	UNP Q2RVS1
d	97	ALA	-	expression tag	UNP Q2RVS1
d	98	ASN	-	expression tag	UNP Q2RVS1
d	99	SER	-	expression tag	UNP Q2RVS1
d	100	SER	-	expression tag	UNP Q2RVS1
d	101	SER	-	expression tag	UNP Q2RVS1
d	102	VAL	-	expression tag	UNP Q2RVS1
d	103	ASP	-	expression tag	UNP Q2RVS1
d	104	LYS	-	expression tag	UNP Q2RVS1
d	105	LEU	-	expression tag	UNP Q2RVS1
d	106	ALA	-	expression tag	UNP Q2RVS1
d	107	ALA	-	expression tag	UNP Q2RVS1
d	108	ALA	-	expression tag	UNP Q2RVS1
d	109	LEU	-	expression tag	UNP Q2RVS1
d	110	GLU	-	expression tag	UNP Q2RVS1
d	111	HIS	-	expression tag	UNP Q2RVS1
d	112	HIS	-	expression tag	UNP Q2RVS1
d	113	HIS	-	expression tag	UNP Q2RVS1
d	114	HIS	-	expression tag	UNP Q2RVS1
d	115	HIS	-	expression tag	UNP Q2RVS1
d	116	HIS	-	expression tag	UNP Q2RVS1

- Molecule 2 is FE (III) ION (three-letter code: FE) (formula: Fe) (labeled as "Ligand of Interest" by author).

Mol	Chain	Residues	Atoms	ZeroOcc	AltConf
2	P	1	Total Fe 1 1	0	0
2	K	1	Total Fe 1 1	0	0
2	B	1	Total Fe 1 1	0	0

*Continued on next page...*

*Continued from previous page...*

Mol	Chain	Residues	Atoms	ZeroOcc	AltConf
2	c	1	Total Fe 1 1	0	0
2	W	1	Total Fe 1 1	0	0
2	N	1	Total Fe 1 1	0	0
2	X	1	Total Fe 1 1	0	0
2	S	1	Total Fe 1 1	0	0
2	J	1	Total Fe 1 1	0	0
2	E	1	Total Fe 1 1	0	0
2	b	1	Total Fe 1 1	0	0
2	V	1	Total Fe 1 1	0	0
2	A	1	Total Fe 1 1	0	0
2	R	1	Total Fe 1 1	0	0
2	M	1	Total Fe 1 1	0	0
2	D	1	Total Fe 1 1	0	0
2	I	1	Total Fe 1 1	0	0
2	Z	1	Total Fe 1 1	0	0
2	a	1	Total Fe 1 1	0	0
2	U	1	Total Fe 1 1	0	0
2	L	1	Total Fe 1 1	0	0
2	G	1	Total Fe 1 1	0	0
2	Q	1	Total Fe 1 1	0	0
2	d	1	Total Fe 1 1	0	0

*Continued on next page...*

*Continued from previous page...*

Mol	Chain	Residues	Atoms	ZeroOcc	AltConf
2	H	1	Total Fe 1 1	0	0
2	C	1	Total Fe 1 1	0	0
2	T	1	Total Fe 1 1	0	0
2	O	1	Total Fe 1 1	0	0
2	Y	1	Total Fe 1 1	0	0
2	F	1	Total Fe 1 1	0	0

- Molecule 3 is CALCIUM ION (three-letter code: CA) (formula: Ca) (labeled as "Ligand of Interest" by author).

Mol	Chain	Residues	Atoms	ZeroOcc	AltConf
3	P	1	Total Ca 1 1	0	0
3	K	2	Total Ca 2 2	0	0
3	B	3	Total Ca 3 3	0	0
3	c	1	Total Ca 1 1	0	0
3	J	1	Total Ca 1 1	0	0
3	E	3	Total Ca 3 3	0	0
3	b	1	Total Ca 1 1	0	0
3	V	1	Total Ca 1 1	0	0
3	A	2	Total Ca 2 2	0	0
3	R	1	Total Ca 1 1	0	0
3	M	1	Total Ca 1 1	0	0
3	D	1	Total Ca 1 1	0	0
3	I	2	Total Ca 2 2	0	0

*Continued on next page...*

*Continued from previous page...*

Mol	Chain	Residues	Atoms	ZeroOcc	AltConf
3	Z	1	Total Ca 1 1	0	0
3	a	2	Total Ca 2 2	0	0
3	U	1	Total Ca 1 1	0	0
3	L	1	Total Ca 1 1	0	0
3	G	1	Total Ca 1 1	0	0
3	Q	2	Total Ca 2 2	0	0
3	d	1	Total Ca 1 1	0	0
3	H	1	Total Ca 1 1	0	0
3	T	1	Total Ca 1 1	0	0
3	O	1	Total Ca 1 1	0	0
3	Y	1	Total Ca 1 1	0	0
3	F	2	Total Ca 2 2	0	0

- Molecule 4 is water.

Mol	Chain	Residues	Atoms	ZeroOcc	AltConf
4	A	22	Total O 22 22	0	0
4	B	11	Total O 11 11	0	0
4	C	14	Total O 14 14	0	0
4	D	18	Total O 18 18	0	0
4	E	13	Total O 13 13	0	0
4	F	14	Total O 14 14	0	0
4	G	17	Total O 17 17	0	0

*Continued on next page...*

*Continued from previous page...*

Mol	Chain	Residues	Atoms	ZeroOcc	AltConf
4	H	9	Total O 9 9	0	0
4	I	21	Total O 21 21	0	0
4	J	23	Total O 23 23	0	0
4	K	12	Total O 12 12	0	0
4	L	12	Total O 12 12	0	0
4	M	5	Total O 5 5	0	0
4	N	14	Total O 14 14	0	0
4	O	7	Total O 7 7	0	0
4	P	2	Total O 2 2	0	0
4	Q	2	Total O 2 2	0	0
4	R	8	Total O 8 8	0	0
4	S	17	Total O 17 17	0	0
4	T	21	Total O 21 21	0	0
4	U	6	Total O 6 6	0	0
4	V	4	Total O 4 4	0	0
4	W	5	Total O 5 5	0	0
4	X	3	Total O 3 3	0	0
4	Y	6	Total O 6 6	0	0
4	Z	10	Total O 10 10	0	0
4	a	9	Total O 9 9	0	0
4	b	12	Total O 12 12	0	0

*Continued on next page...*



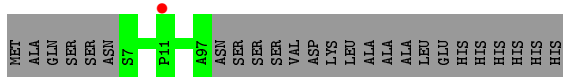
*Continued from previous page...*

<b>Mol</b>	<b>Chain</b>	<b>Residues</b>	<b>Atoms</b>	<b>ZeroOcc</b>	<b>AltConf</b>
4	c	9	Total O 9 9	0	0
4	d	3	Total O 3 3	0	0

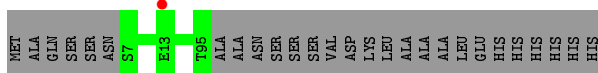
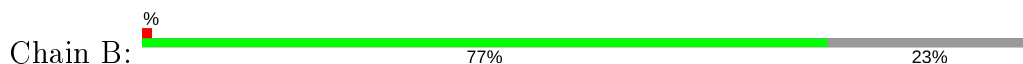
### 3 Residue-property plots [i](#)

These plots are drawn for all protein, RNA, DNA and oligosaccharide chains in the entry. The first graphic for a chain summarises the proportions of the various outlier classes displayed in the second graphic. The second graphic shows the sequence view annotated by issues in geometry and electron density. Residues are color-coded according to the number of geometric quality criteria for which they contain at least one outlier: green = 0, yellow = 1, orange = 2 and red = 3 or more. A red dot above a residue indicates a poor fit to the electron density ( $RSRZ > 2$ ). Stretches of 2 or more consecutive residues without any outlier are shown as a green connector. Residues present in the sample, but not in the model, are shown in grey.

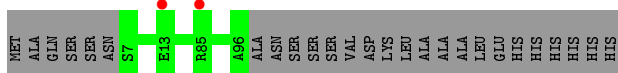
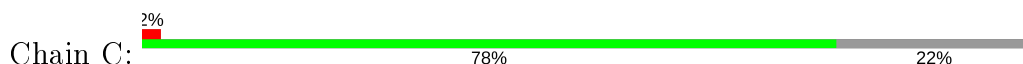
- Molecule 1: Uncharacterized protein



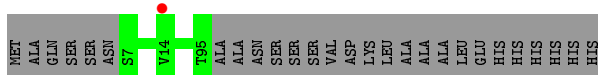
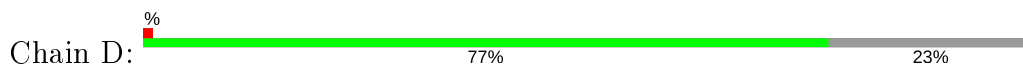
- Molecule 1: Uncharacterized protein



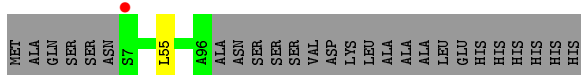
- Molecule 1: Uncharacterized protein




- Molecule 1: Uncharacterized protein

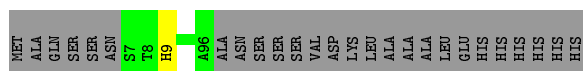


- Molecule 1: Uncharacterized protein




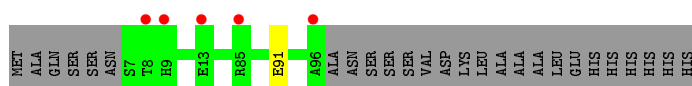
- Molecule 1: Uncharacterized protein

Chain F:  77% 22%




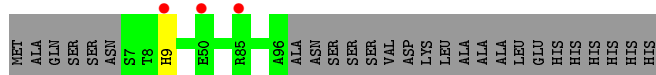
• Molecule 1: Uncharacterized protein

Chain G:  77% 22%




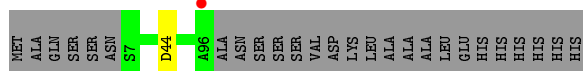
• Molecule 1: Uncharacterized protein

Chain H:  77% 22%




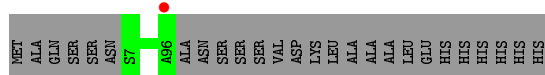
• Molecule 1: Uncharacterized protein

Chain I:  77% 22%





• Molecule 1: Uncharacterized protein

Chain J:  78% 22%




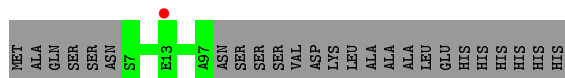
• Molecule 1: Uncharacterized protein

Chain K:  78% 22%

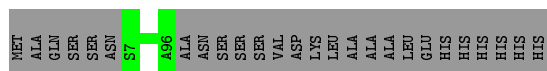
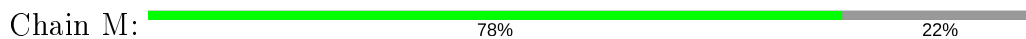


• Molecule 1: Uncharacterized protein


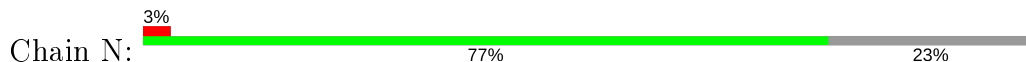
Chain L:  78% 22%




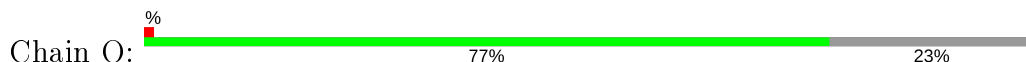
• Molecule 1: Uncharacterized protein



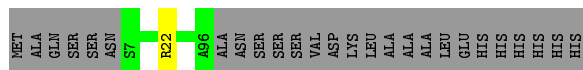
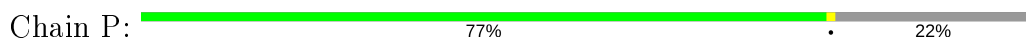
• Molecule 1: Uncharacterized protein




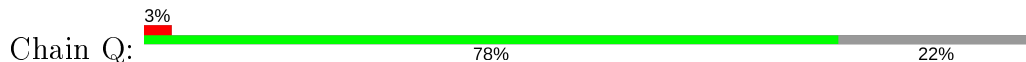
• Molecule 1: Uncharacterized protein



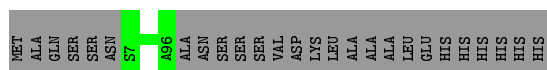
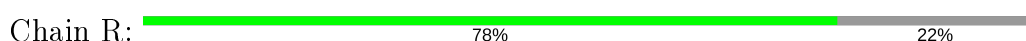
• Molecule 1: Uncharacterized protein



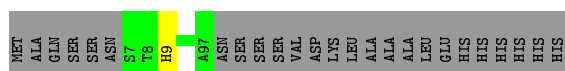
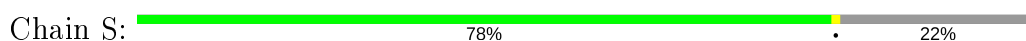
• Molecule 1: Uncharacterized protein



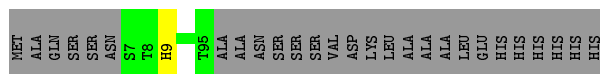
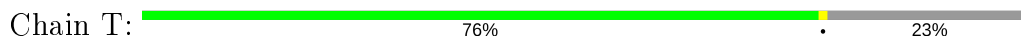
• Molecule 1: Uncharacterized protein



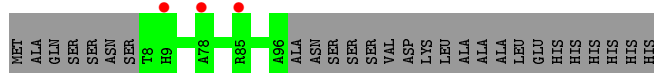
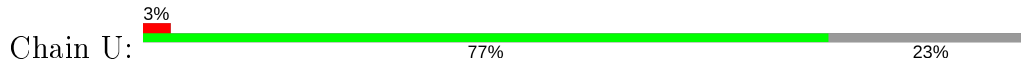
• Molecule 1: Uncharacterized protein



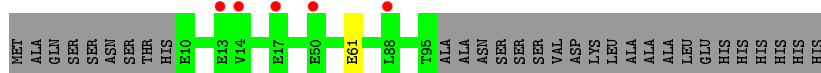
• Molecule 1: Uncharacterized protein



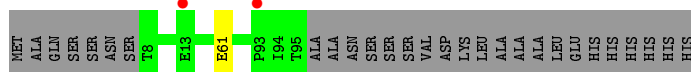
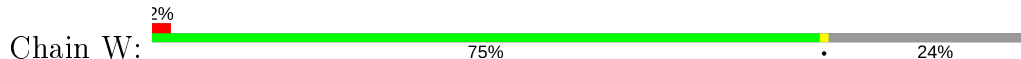
• Molecule 1: Uncharacterized protein



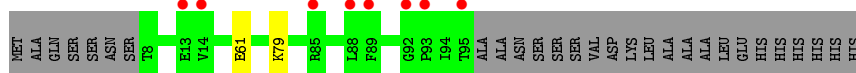
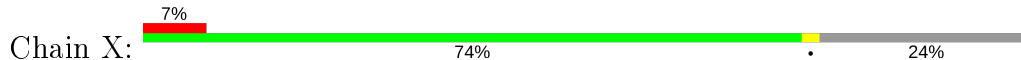
• Molecule 1: Uncharacterized protein



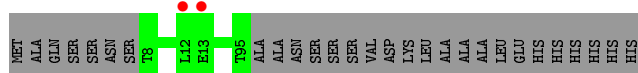
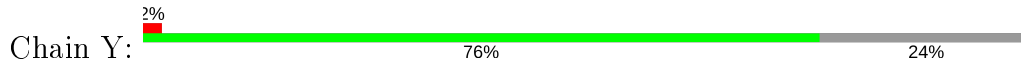
• Molecule 1: Uncharacterized protein



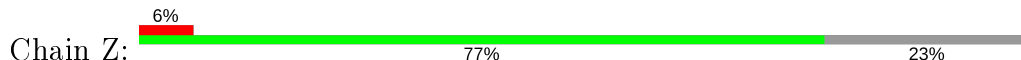
• Molecule 1: Uncharacterized protein

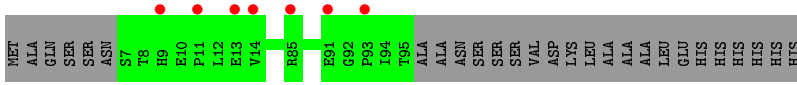


• Molecule 1: Uncharacterized protein


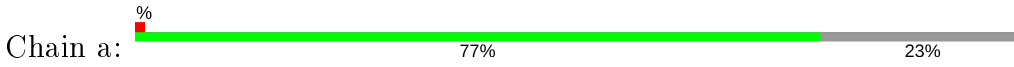


• Molecule 1: Uncharacterized protein







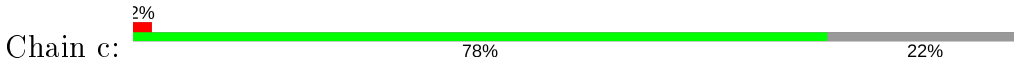
● Molecule 1: Uncharacterized protein



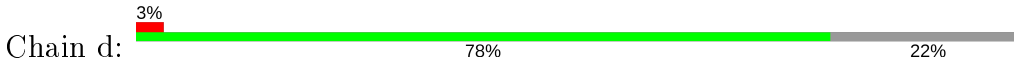
● Molecule 1: Uncharacterized protein



● Molecule 1: Uncharacterized protein



● Molecule 1: Uncharacterized protein



## 4 Data and refinement statistics

Property	Value	Source
Space group	P 1 21 1	Depositor
Cell constants a, b, c, $\alpha$ , $\beta$ , $\gamma$	97.89Å 120.16Å 139.37Å 90.00° 95.33° 90.00°	Depositor
Resolution (Å)	49.40 – 2.66 49.40 – 2.66	Depositor EDS
% Data completeness (in resolution range)	93.3 (49.40-2.66) 89.2 (49.40-2.66)	Depositor EDS
$R_{merge}$	0.14	Depositor
$R_{sym}$	(Not available)	Depositor
$\langle I/\sigma(I) \rangle$ <sup>1</sup>	1.26 (at 2.65Å)	Xtrriage
Refinement program	PHENIX 1.13_2998, PHENIX 1.13_2998	Depositor
R, $R_{free}$	0.193 , 0.234 0.195 , 0.235	Depositor DCC
$R_{free}$ test set	4357 reflections (4.92%)	wwPDB-VP
Wilson B-factor (Å <sup>2</sup> )	32.9	Xtrriage
Anisotropy	0.106	Xtrriage
Bulk solvent $k_{sol}$ (e/Å <sup>3</sup> ), $B_{sol}$ (Å <sup>2</sup> )	0.41 , 43.9	EDS
L-test for twinning <sup>2</sup>	$\langle  L  \rangle = 0.48$ , $\langle L^2 \rangle = 0.31$	Xtrriage
Estimated twinning fraction	No twinning to report.	Xtrriage
$F_o, F_c$ correlation	0.93	EDS
Total number of atoms	43363	wwPDB-VP
Average B, all atoms (Å <sup>2</sup> )	45.0	wwPDB-VP

Xtrriage's analysis on translational NCS is as follows: *The largest off-origin peak in the Patterson function is 5.13% of the height of the origin peak. No significant pseudotranslation is detected.*

<sup>1</sup>Intensities estimated from amplitudes.

<sup>2</sup>Theoretical values of  $\langle |L| \rangle$ ,  $\langle L^2 \rangle$  for acentric reflections are 0.5, 0.333 respectively for untwinned datasets, and 0.375, 0.2 for perfectly twinned datasets.

## 5 Model quality i

### 5.1 Standard geometry i

Bond lengths and bond angles in the following residue types are not validated in this section: CA, FE

The Z score for a bond length (or angle) is the number of standard deviations the observed value is removed from the expected value. A bond length (or angle) with  $|Z| > 5$  is considered an outlier worth inspection. RMSZ is the root-mean-square of all Z scores of the bond lengths (or angles).

Mol	Chain	Bond lengths		Bond angles	
		RMSZ	# Z  >5	RMSZ	# Z  >5
1	A	0.36	0/758	0.46	0/1032
1	B	0.36	0/748	0.47	0/1018
1	C	0.40	0/753	0.49	0/1025
1	D	0.39	0/748	0.50	0/1018
1	E	0.41	0/753	0.51	0/1025
1	F	0.35	0/753	0.49	0/1025
1	G	0.44	0/753	0.49	0/1025
1	H	0.38	0/753	0.50	0/1025
1	I	0.37	0/753	0.53	1/1025 (0.1%)
1	J	0.37	0/753	0.49	0/1025
1	K	0.37	0/758	0.47	0/1032
1	L	0.35	0/758	0.46	0/1032
1	M	0.34	0/753	0.48	0/1025
1	N	0.36	0/748	0.50	0/1018
1	O	0.35	0/748	0.44	0/1018
1	P	0.34	0/753	0.53	1/1025 (0.1%)
1	Q	0.36	0/753	0.48	0/1025
1	R	0.35	0/753	0.47	0/1025
1	S	0.35	0/758	0.49	0/1032
1	T	0.36	0/748	0.46	0/1018
1	U	0.34	0/747	0.48	0/1017
1	V	0.66	4/724 (0.6%)	0.66	2/985 (0.2%)
1	W	0.78	3/742 (0.4%)	0.76	2/1010 (0.2%)
1	X	0.50	3/742 (0.4%)	0.58	3/1010 (0.3%)
1	Y	0.44	0/742	0.54	0/1010
1	Z	0.33	0/748	0.47	0/1018
1	a	0.33	0/748	0.45	0/1018
1	b	0.31	0/712	0.44	0/968
1	c	0.35	0/753	0.50	0/1025
1	d	0.32	0/753	0.45	0/1025
All	All	0.40	10/22466 (0.0%)	0.51	9/30579 (0.0%)



All (10) bond length outliers are listed below:

Mol	Chain	Res	Type	Atoms	Z	Observed(Å)	Ideal(Å)
1	W	61	GLU	CB-CG	-13.14	1.27	1.52
1	W	61	GLU	CG-CD	-11.55	1.34	1.51
1	V	61	GLU	CB-CG	-9.26	1.34	1.52
1	V	61	GLU	CG-CD	-7.04	1.41	1.51
1	X	61	GLU	CB-CG	-6.68	1.39	1.52
1	W	61	GLU	CD-OE1	6.62	1.32	1.25
1	V	61	GLU	CD-OE1	6.46	1.32	1.25
1	V	61	GLU	CD-OE2	5.57	1.31	1.25
1	X	61	GLU	CD-OE2	-5.33	1.19	1.25
1	X	61	GLU	CG-CD	-5.12	1.44	1.51

All (9) bond angle outliers are listed below:

Mol	Chain	Res	Type	Atoms	Z	Observed(°)	Ideal(°)
1	W	61	GLU	OE1-CD-OE2	12.48	138.28	123.30
1	W	61	GLU	CG-CD-OE2	-11.92	94.47	118.30
1	V	61	GLU	OE1-CD-OE2	10.35	135.72	123.30
1	V	61	GLU	CG-CD-OE2	-7.60	103.09	118.30
1	P	22	ARG	NE-CZ-NH1	-7.36	116.62	120.30
1	X	61	GLU	CG-CD-OE2	-6.73	104.84	118.30
1	X	79	LYS	CD-CE-NZ	6.14	125.82	111.70
1	X	61	GLU	CG-CD-OE1	5.66	129.62	118.30
1	I	44	ASP	CB-CG-OD1	-5.10	113.71	118.30

There are no chirality outliers.

There are no planarity outliers.

## 5.2 Too-close contacts [i](#)

Due to software issues we are unable to calculate clashes - this section is therefore empty.

## 5.3 Torsion angles [i](#)

### 5.3.1 Protein backbone [i](#)

In the following table, the Percentiles column shows the percent Ramachandran outliers of the chain as a percentile score with respect to all X-ray entries followed by that with respect to entries of similar resolution.

The Analysed column shows the number of residues for which the backbone conformation was analysed, and the total number of residues.

Mol	Chain	Analysed	Favoured	Allowed	Outliers	Percentiles	
1	A	89/116 (77%)	89 (100%)	0	0	100	100
1	B	87/116 (75%)	87 (100%)	0	0	100	100
1	C	88/116 (76%)	87 (99%)	1 (1%)	0	100	100
1	D	87/116 (75%)	87 (100%)	0	0	100	100
1	E	88/116 (76%)	88 (100%)	0	0	100	100
1	F	88/116 (76%)	88 (100%)	0	0	100	100
1	G	88/116 (76%)	87 (99%)	1 (1%)	0	100	100
1	H	88/116 (76%)	88 (100%)	0	0	100	100
1	I	88/116 (76%)	88 (100%)	0	0	100	100
1	J	88/116 (76%)	87 (99%)	1 (1%)	0	100	100
1	K	89/116 (77%)	89 (100%)	0	0	100	100
1	L	89/116 (77%)	89 (100%)	0	0	100	100
1	M	88/116 (76%)	88 (100%)	0	0	100	100
1	N	87/116 (75%)	87 (100%)	0	0	100	100
1	O	87/116 (75%)	87 (100%)	0	0	100	100
1	P	88/116 (76%)	87 (99%)	1 (1%)	0	100	100
1	Q	88/116 (76%)	88 (100%)	0	0	100	100
1	R	88/116 (76%)	88 (100%)	0	0	100	100
1	S	89/116 (77%)	89 (100%)	0	0	100	100
1	T	87/116 (75%)	87 (100%)	0	0	100	100
1	U	87/116 (75%)	87 (100%)	0	0	100	100
1	V	84/116 (72%)	84 (100%)	0	0	100	100
1	W	86/116 (74%)	86 (100%)	0	0	100	100
1	X	86/116 (74%)	85 (99%)	1 (1%)	0	100	100
1	Y	86/116 (74%)	86 (100%)	0	0	100	100
1	Z	87/116 (75%)	87 (100%)	0	0	100	100
1	a	87/116 (75%)	87 (100%)	0	0	100	100
1	b	82/116 (71%)	82 (100%)	0	0	100	100
1	c	88/116 (76%)	86 (98%)	2 (2%)	0	100	100
1	d	88/116 (76%)	87 (99%)	1 (1%)	0	100	100

*Continued on next page...*

*Continued from previous page...*

Mol	Chain	Analysed	Favoured	Allowed	Outliers	Percentiles	
All	All	2620/3480 (75%)	2612 (100%)	8 (0%)	0	100	100

There are no Ramachandran outliers to report.

### 5.3.2 Protein sidechains [i](#)

In the following table, the Percentiles column shows the percent sidechain outliers of the chain as a percentile score with respect to all X-ray entries followed by that with respect to entries of similar resolution.

The Analysed column shows the number of residues for which the sidechain conformation was analysed, and the total number of residues.

Mol	Chain	Analysed	Rotameric	Outliers	Percentiles	
1	A	78/99 (79%)	78 (100%)	0	100	100
1	B	78/99 (79%)	78 (100%)	0	100	100
1	C	78/99 (79%)	78 (100%)	0	100	100
1	D	78/99 (79%)	78 (100%)	0	100	100
1	E	78/99 (79%)	77 (99%)	1 (1%)	69	82
1	F	78/99 (79%)	77 (99%)	1 (1%)	69	82
1	G	78/99 (79%)	77 (99%)	1 (1%)	69	82
1	H	78/99 (79%)	77 (99%)	1 (1%)	69	82
1	I	78/99 (79%)	78 (100%)	0	100	100
1	J	78/99 (79%)	78 (100%)	0	100	100
1	K	78/99 (79%)	78 (100%)	0	100	100
1	L	78/99 (79%)	78 (100%)	0	100	100
1	M	78/99 (79%)	78 (100%)	0	100	100
1	N	78/99 (79%)	78 (100%)	0	100	100
1	O	78/99 (79%)	78 (100%)	0	100	100
1	P	78/99 (79%)	78 (100%)	0	100	100
1	Q	78/99 (79%)	78 (100%)	0	100	100
1	R	78/99 (79%)	78 (100%)	0	100	100
1	S	78/99 (79%)	77 (99%)	1 (1%)	69	82
1	T	78/99 (79%)	77 (99%)	1 (1%)	69	82
1	U	77/99 (78%)	77 (100%)	0	100	100

*Continued on next page...*

Continued from previous page...

Mol	Chain	Analysed	Rotameric	Outliers	Percentiles	
1	V	75/99 (76%)	75 (100%)	0	100	100
1	W	77/99 (78%)	77 (100%)	0	100	100
1	X	77/99 (78%)	77 (100%)	0	100	100
1	Y	77/99 (78%)	77 (100%)	0	100	100
1	Z	78/99 (79%)	78 (100%)	0	100	100
1	a	78/99 (79%)	78 (100%)	0	100	100
1	b	74/99 (75%)	74 (100%)	0	100	100
1	c	78/99 (79%)	78 (100%)	0	100	100
1	d	78/99 (79%)	78 (100%)	0	100	100
All	All	2329/2970 (78%)	2323 (100%)	6 (0%)	92	96

All (6) residues with a non-rotameric sidechain are listed below:

Mol	Chain	Res	Type
1	E	55	LEU
1	F	9	HIS
1	G	91	GLU
1	H	9	HIS
1	S	9	HIS
1	T	9	HIS

Some sidechains can be flipped to improve hydrogen bonding and reduce clashes. All (3) such sidechains are listed below:

Mol	Chain	Res	Type
1	Q	9	HIS
1	W	65	HIS
1	X	83	HIS

### 5.3.3 RNA [i](#)

There are no RNA molecules in this entry.

## 5.4 Non-standard residues in protein, DNA, RNA chains [i](#)

There are no non-standard protein/DNA/RNA residues in this entry.

## 5.5 Carbohydrates [i](#)

There are no monosaccharides in this entry.

## 5.6 Ligand geometry [i](#)

Of 65 ligands modelled in this entry, 65 are monoatomic - leaving 0 for Mogul analysis.

There are no bond length outliers.

There are no bond angle outliers.

There are no chirality outliers.

There are no torsion outliers.

There are no ring outliers.

No monomer is involved in short contacts.

## 5.7 Other polymers [i](#)

There are no such residues in this entry.

## 5.8 Polymer linkage issues [i](#)

There are no chain breaks in this entry.

## 6 Fit of model and data i

### 6.1 Protein, DNA and RNA chains i

In the following table, the column labelled ‘#RSRZ> 2’ contains the number (and percentage) of RSRZ outliers, followed by percent RSRZ outliers for the chain as percentile scores relative to all X-ray entries and entries of similar resolution. The OWAB column contains the minimum, median, 95<sup>th</sup> percentile and maximum values of the occupancy-weighted average B-factor per residue. The column labelled ‘Q< 0.9’ lists the number of (and percentage) of residues with an average occupancy less than 0.9.

Mol	Chain	Analysed	<RSRZ>	#RSRZ>2	OWAB(Å <sup>2</sup> )	Q<0.9
1	A	91/116 (78%)	-0.33	1 (1%) 80 79	26, 31, 56, 73	0
1	B	89/116 (76%)	-0.18	1 (1%) 80 79	25, 32, 54, 68	0
1	C	90/116 (77%)	-0.01	2 (2%) 62 57	27, 35, 59, 73	0
1	D	89/116 (76%)	-0.09	1 (1%) 80 79	29, 36, 57, 64	0
1	E	90/116 (77%)	-0.20	1 (1%) 80 79	28, 35, 55, 66	0
1	F	90/116 (77%)	-0.17	0 100 100	25, 33, 58, 68	0
1	G	90/116 (77%)	0.03	5 (5%) 24 21	25, 31, 55, 74	0
1	H	90/116 (77%)	-0.07	3 (3%) 46 43	24, 33, 55, 79	0
1	I	90/116 (77%)	-0.03	1 (1%) 80 79	24, 30, 53, 67	0
1	J	90/116 (77%)	-0.17	1 (1%) 80 79	26, 31, 52, 61	0
1	K	91/116 (78%)	-0.13	1 (1%) 80 79	27, 34, 54, 70	0
1	L	91/116 (78%)	-0.21	1 (1%) 80 79	27, 34, 57, 69	0
1	M	90/116 (77%)	-0.16	0 100 100	30, 37, 56, 72	0
1	N	89/116 (76%)	-0.14	3 (3%) 45 41	28, 36, 63, 74	0
1	O	89/116 (76%)	-0.07	1 (1%) 80 79	32, 41, 66, 78	0
1	P	90/116 (77%)	-0.11	0 100 100	34, 42, 66, 80	0
1	Q	90/116 (77%)	0.02	4 (4%) 34 31	27, 37, 65, 78	0
1	R	90/116 (77%)	0.04	0 100 100	31, 41, 59, 73	0
1	S	91/116 (78%)	-0.29	0 100 100	27, 33, 51, 58	0
1	T	89/116 (76%)	-0.31	0 100 100	25, 31, 54, 67	0
1	U	89/116 (76%)	0.11	3 (3%) 45 41	31, 44, 67, 82	0
1	V	86/116 (74%)	0.24	5 (5%) 23 19	34, 48, 70, 85	0
1	W	88/116 (75%)	0.30	2 (2%) 60 56	46, 58, 76, 82	0
1	X	88/116 (75%)	0.43	8 (9%) 9 7	39, 59, 77, 88	0

*Continued on next page...*

*Continued from previous page...*

Mol	Chain	Analysed	<RSRZ>	#RSRZ>2	OWAB(Å <sup>2</sup> )	Q<0.9
1	Y	88/116 (75%)	-0.04	2 (2%) 60 56	34, 45, 64, 77	0
1	Z	89/116 (76%)	0.05	7 (7%) 12 10	31, 41, 66, 88	0
1	a	89/116 (76%)	-0.05	1 (1%) 80 79	30, 38, 58, 71	0
1	b	84/116 (72%)	-0.17	1 (1%) 79 77	31, 37, 56, 72	0
1	c	90/116 (77%)	-0.02	2 (2%) 62 57	28, 38, 64, 78	0
1	d	90/116 (77%)	0.07	4 (4%) 34 31	30, 42, 64, 74	0
All	All	2680/3480 (77%)	-0.06	61 (2%) 60 56	24, 38, 65, 88	0

All (61) RSRZ outliers are listed below:

Mol	Chain	Res	Type	RSRZ
1	H	9	HIS	4.4
1	V	13	GLU	4.3
1	U	9	HIS	4.1
1	X	13	GLU	3.7
1	K	97	ALA	3.6
1	G	13	GLU	3.6
1	Z	13	GLU	3.5
1	X	14	VAL	3.5
1	Q	7	SER	3.4
1	Y	13	GLU	3.4
1	U	85	ARG	3.4
1	N	13	GLU	3.3
1	X	88	LEU	3.1
1	G	9	HIS	3.0
1	a	13	GLU	3.0
1	H	85	ARG	2.9
1	d	13	GLU	2.9
1	W	13	GLU	2.8
1	N	14	VAL	2.8
1	I	96	ALA	2.7
1	N	12	LEU	2.7
1	B	13	GLU	2.7
1	Y	12	LEU	2.7
1	Z	9	HIS	2.7
1	b	89	PHE	2.7
1	Z	91	GLU	2.7
1	c	9	HIS	2.6
1	V	14	VAL	2.6
1	G	8	THR	2.5

*Continued on next page...*

*Continued from previous page...*

Mol	Chain	Res	Type	RSRZ
1	V	17	GLU	2.5
1	J	96	ALA	2.5
1	Z	85	ARG	2.5
1	O	13	GLU	2.5
1	L	13	GLU	2.4
1	D	14	VAL	2.4
1	Q	88	LEU	2.4
1	U	78	ALA	2.4
1	Q	85	ARG	2.4
1	X	85	ARG	2.4
1	Z	93	PRO	2.3
1	d	12	LEU	2.3
1	G	96	ALA	2.2
1	A	11	PRO	2.2
1	X	95	THR	2.2
1	c	91	GLU	2.2
1	H	50	GLU	2.2
1	Z	11	PRO	2.2
1	d	91	GLU	2.1
1	X	92	GLY	2.1
1	C	13	GLU	2.1
1	X	93	PRO	2.1
1	d	11	PRO	2.1
1	Q	13	GLU	2.1
1	G	85	ARG	2.1
1	V	88	LEU	2.1
1	V	50	GLU	2.1
1	E	7	SER	2.1
1	X	89	PHE	2.1
1	Z	14	VAL	2.1
1	W	93	PRO	2.0
1	C	85	ARG	2.0

## 6.2 Non-standard residues in protein, DNA, RNA chains [i](#)

There are no non-standard protein/DNA/RNA residues in this entry.

## 6.3 Carbohydrates [i](#)

There are no monosaccharides in this entry.



## 6.4 Ligands i

In the following table, the Atoms column lists the number of modelled atoms in the group and the number defined in the chemical component dictionary. The B-factors column lists the minimum, median, 95<sup>th</sup> percentile and maximum values of B factors of atoms in the group. The column labelled 'Q< 0.9' lists the number of atoms with occupancy less than 0.9.

Mol	Type	Chain	Res	Atoms	RSCC	RSR	B-factors(Å <sup>2</sup> )	Q<0.9
3	CA	A	203	1/1	0.53	0.29	79,79,79,79	0
3	CA	U	202	1/1	0.60	0.20	76,76,76,76	0
3	CA	G	202	1/1	0.62	0.12	73,73,73,73	0
3	CA	O	202	1/1	0.67	0.26	82,82,82,82	0
3	CA	R	202	1/1	0.68	0.20	81,81,81,81	0
3	CA	D	202	1/1	0.68	0.11	78,78,78,78	0
3	CA	K	202	1/1	0.74	0.15	73,73,73,73	0
3	CA	d	202	1/1	0.74	0.20	72,72,72,72	0
3	CA	Q	202	1/1	0.75	0.15	66,66,66,66	0
3	CA	B	202	1/1	0.76	0.12	71,71,71,71	0
3	CA	I	202	1/1	0.76	0.12	65,65,65,65	0
3	CA	M	202	1/1	0.79	0.16	70,70,70,70	0
3	CA	H	202	1/1	0.81	0.09	78,78,78,78	0
3	CA	a	203	1/1	0.81	0.10	66,66,66,66	0
3	CA	E	204	1/1	0.81	0.14	61,61,61,61	0
3	CA	B	203	1/1	0.82	0.14	70,70,70,70	0
3	CA	B	204	1/1	0.82	0.23	76,76,76,76	0
3	CA	F	203	1/1	0.82	0.13	75,75,75,75	0
3	CA	F	202	1/1	0.83	0.12	69,69,69,69	0
3	CA	E	203	1/1	0.84	0.14	70,70,70,70	0
3	CA	a	202	1/1	0.87	0.16	70,70,70,70	0
3	CA	J	202	1/1	0.88	0.07	66,66,66,66	0
2	FE	W	201	1/1	0.88	0.06	53,53,53,53	0
3	CA	Z	202	1/1	0.88	0.10	66,66,66,66	0
3	CA	P	202	1/1	0.88	0.17	73,73,73,73	0
3	CA	I	203	1/1	0.89	0.35	76,76,76,76	0
3	CA	V	202	1/1	0.89	0.30	77,77,77,77	0
3	CA	c	202	1/1	0.89	0.09	80,80,80,80	0
2	FE	R	201	1/1	0.90	0.06	40,40,40,40	0
3	CA	A	202	1/1	0.90	0.14	70,70,70,70	0
3	CA	E	202	1/1	0.91	0.08	58,58,58,58	0
2	FE	G	201	1/1	0.91	0.06	33,33,33,33	0
3	CA	L	202	1/1	0.92	0.07	67,67,67,67	0
3	CA	T	202	1/1	0.92	0.05	66,66,66,66	0
3	CA	b	202	1/1	0.92	0.11	77,77,77,77	0
3	CA	Q	203	1/1	0.92	0.11	65,65,65,65	0
2	FE	D	201	1/1	0.93	0.06	37,37,37,37	0

*Continued on next page...*

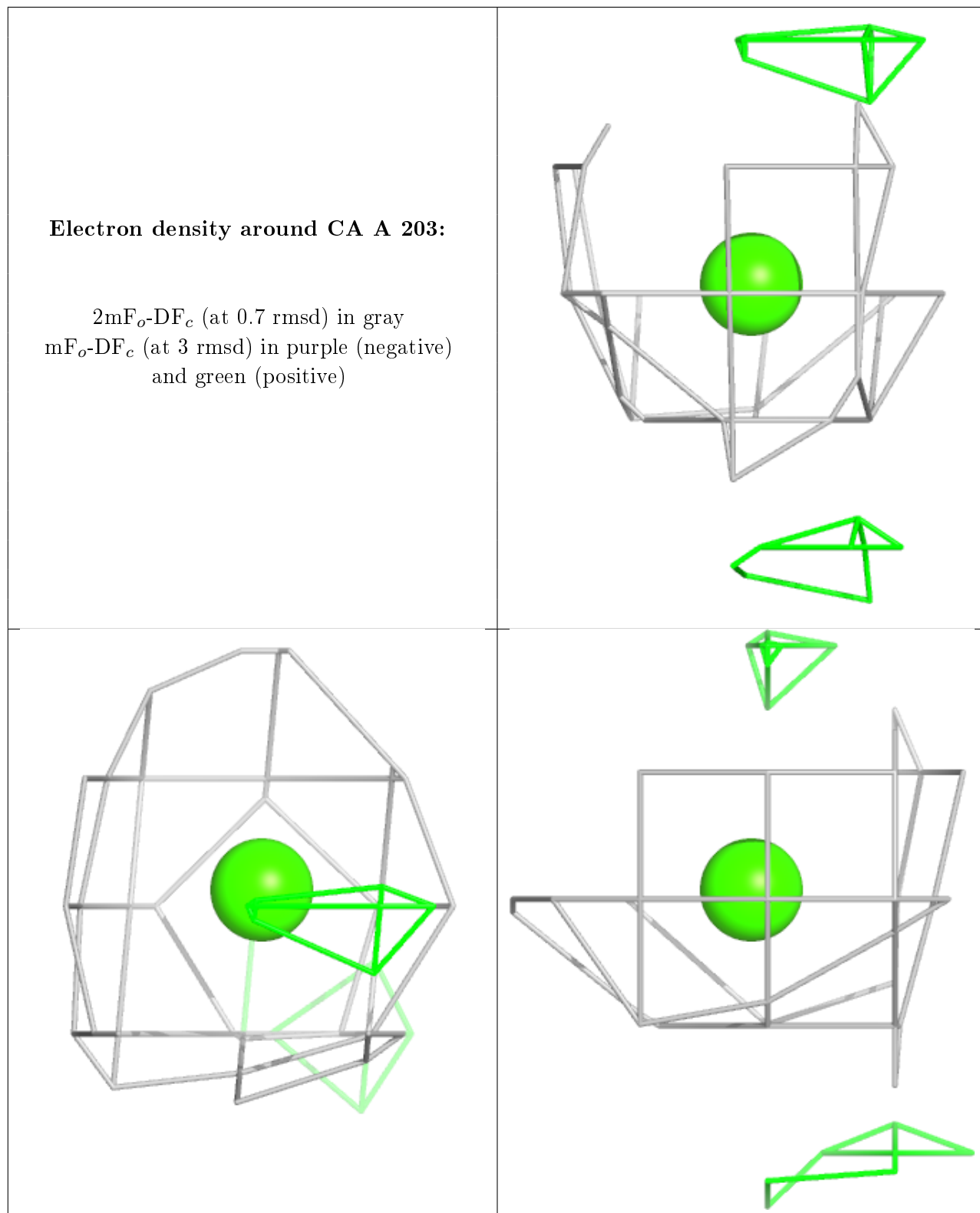
*Continued from previous page...*

Mol	Type	Chain	Res	Atoms	RSCC	RSR	B-factors( $\text{\AA}^2$ )	Q<0.9
2	FE	O	201	1/1	0.93	0.06	37,37,37,37	0
2	FE	V	201	1/1	0.93	0.07	50,50,50,50	0
2	FE	c	201	1/1	0.93	0.05	34,34,34,34	0
3	CA	Y	202	1/1	0.94	0.06	79,79,79,79	0
3	CA	K	203	1/1	0.94	0.09	65,65,65,65	0
2	FE	U	201	1/1	0.95	0.05	37,37,37,37	0
2	FE	N	201	1/1	0.95	0.06	37,37,37,37	0
2	FE	Y	201	1/1	0.96	0.04	47,47,47,47	0
2	FE	B	201	1/1	0.96	0.05	32,32,32,32	0
2	FE	X	201	1/1	0.96	0.05	49,49,49,49	0
2	FE	b	201	1/1	0.97	0.05	35,35,35,35	0
2	FE	T	201	1/1	0.97	0.03	36,36,36,36	0
2	FE	Z	201	1/1	0.97	0.04	39,39,39,39	0
2	FE	F	201	1/1	0.97	0.05	32,32,32,32	0
2	FE	Q	201	1/1	0.98	0.03	37,37,37,37	0
2	FE	a	201	1/1	0.98	0.04	34,34,34,34	0
2	FE	P	201	1/1	0.98	0.03	36,36,36,36	0
2	FE	S	201	1/1	0.98	0.04	30,30,30,30	0
2	FE	H	201	1/1	0.98	0.03	34,34,34,34	0
2	FE	J	201	1/1	0.98	0.04	27,27,27,27	0
2	FE	d	201	1/1	0.98	0.03	34,34,34,34	0
2	FE	I	201	1/1	0.98	0.03	27,27,27,27	0
2	FE	L	201	1/1	0.98	0.04	31,31,31,31	0
2	FE	M	201	1/1	0.98	0.03	33,33,33,33	0
2	FE	C	201	1/1	0.98	0.04	32,32,32,32	0
2	FE	K	201	1/1	0.98	0.03	32,32,32,32	0
2	FE	A	201	1/1	0.99	0.04	22,22,22,22	0
2	FE	E	201	1/1	0.99	0.03	33,33,33,33	0

The following is a graphical depiction of the model fit to experimental electron density of all instances of the Ligand of Interest. In addition, ligands with molecular weight > 250 and outliers as shown on the geometry validation Tables will also be included. Each fit is shown from different orientation to approximate a three-dimensional view.

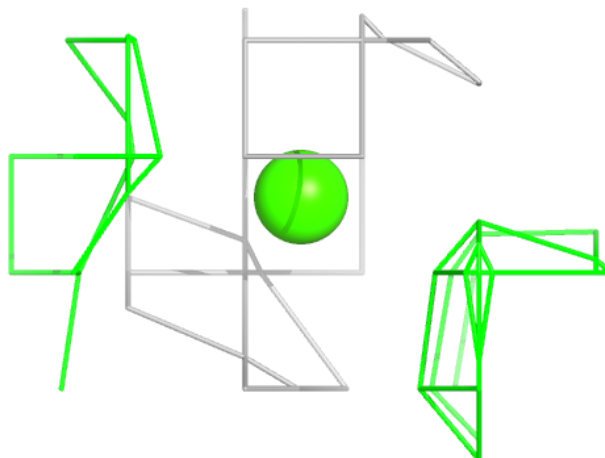
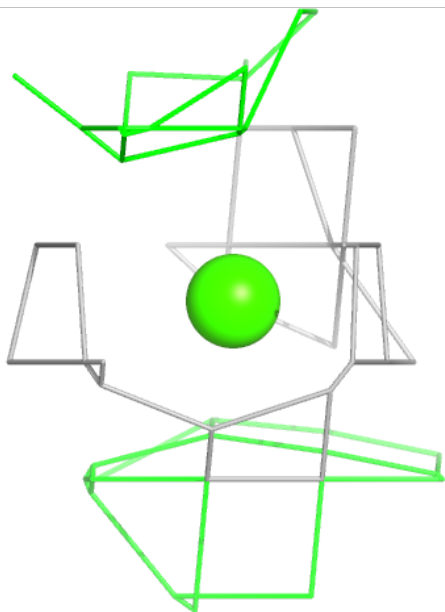
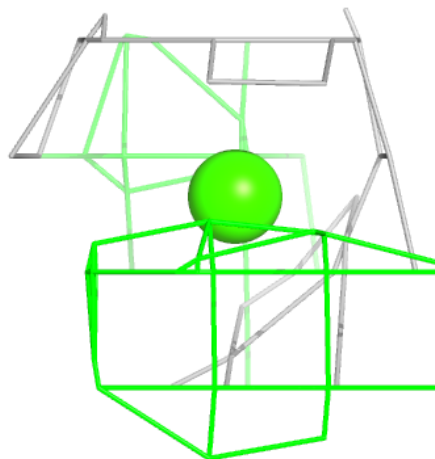
**Electron density around CA A 203:**

$2mF_o-DF_c$  (at 0.7 rmsd) in gray  
 $mF_o-DF_c$  (at 3 rmsd) in purple (negative)  
and green (positive)



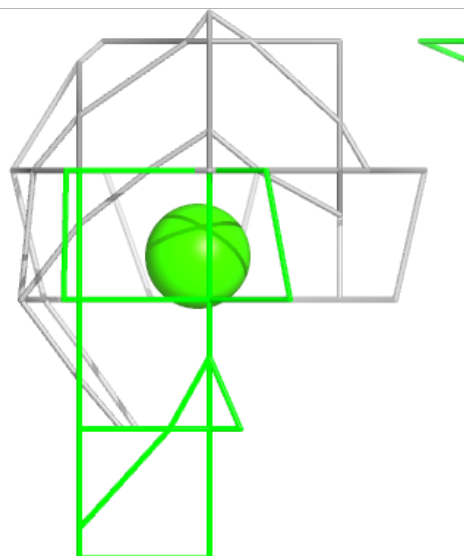
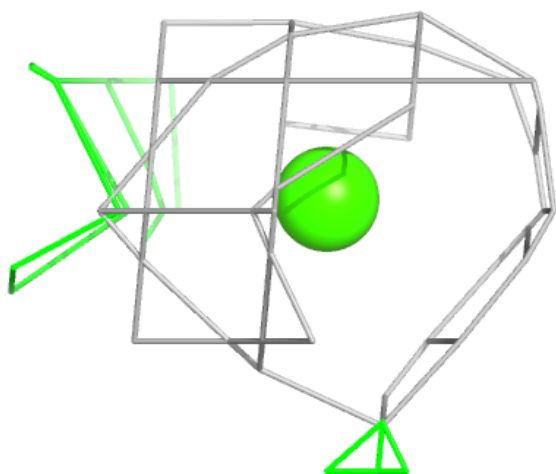
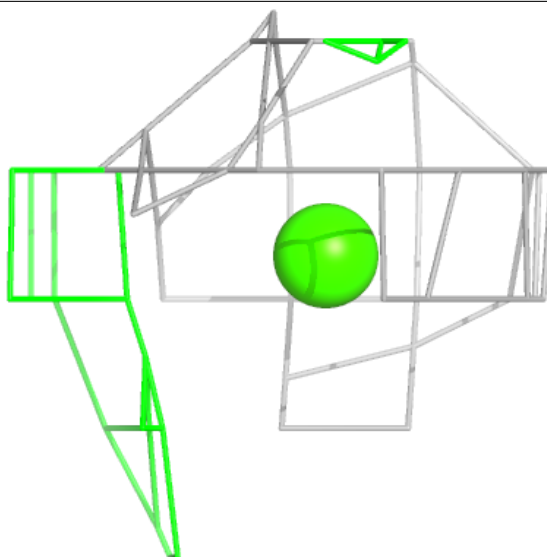
**Electron density around CA U 202:**

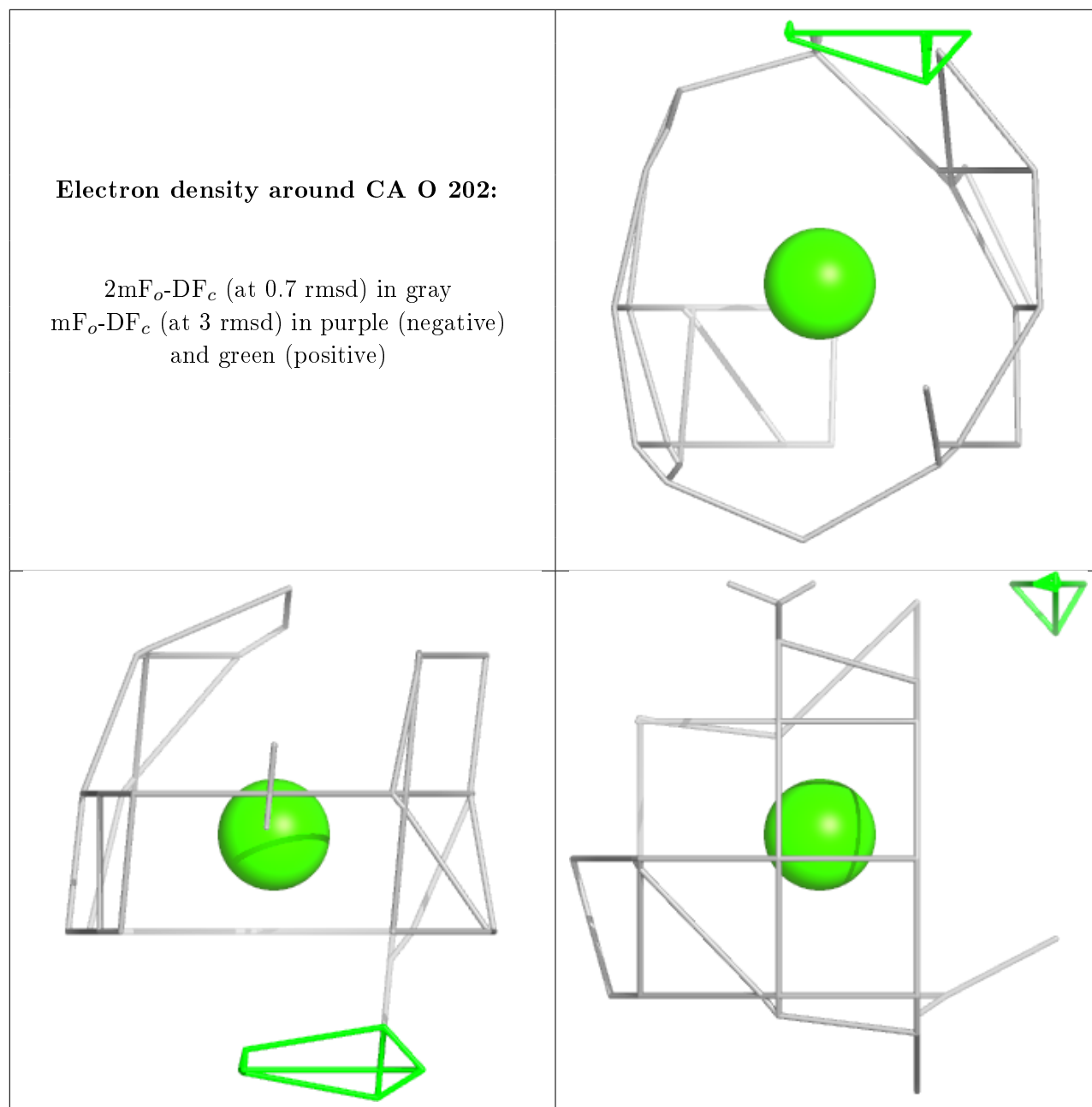
$2mF_o-DF_c$  (at 0.7 rmsd) in gray  
 $mF_o-DF_c$  (at 3 rmsd) in purple (negative)  
and green (positive)



**Electron density around CA G 202:**

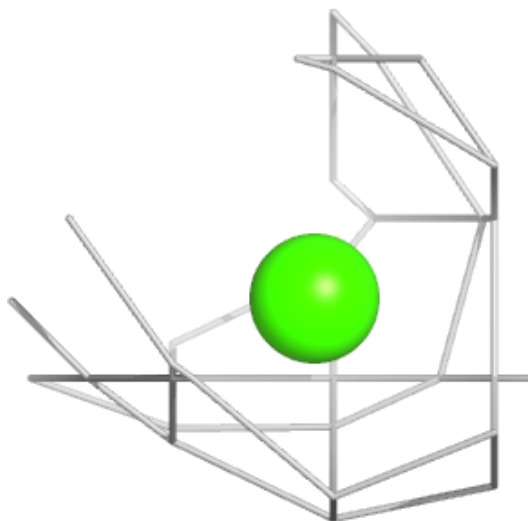
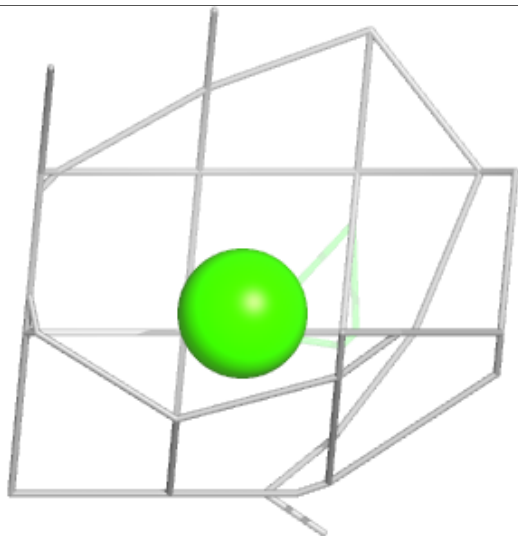
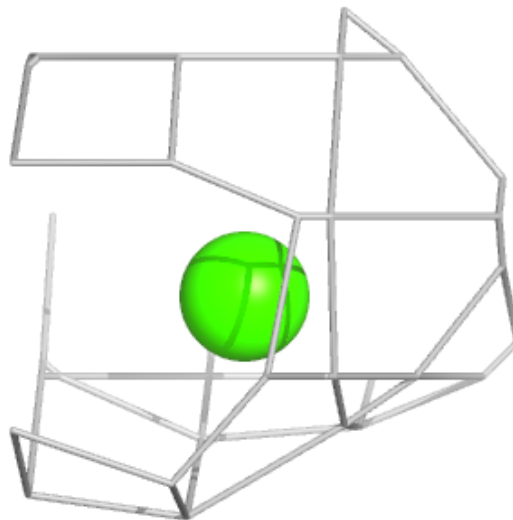
$2mF_o-DF_c$  (at 0.7 rmsd) in gray  
 $mF_o-DF_c$  (at 3 rmsd) in purple (negative)  
and green (positive)





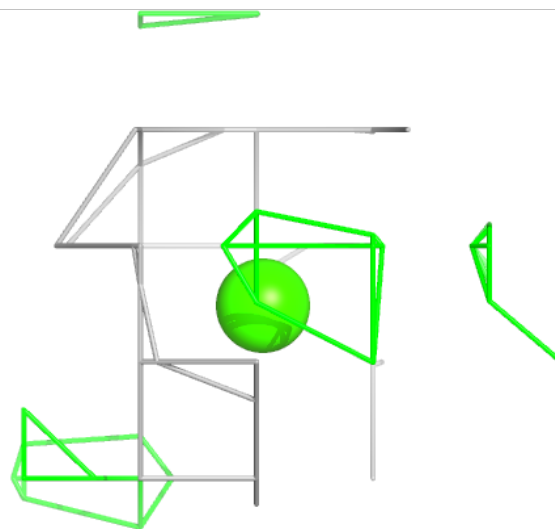
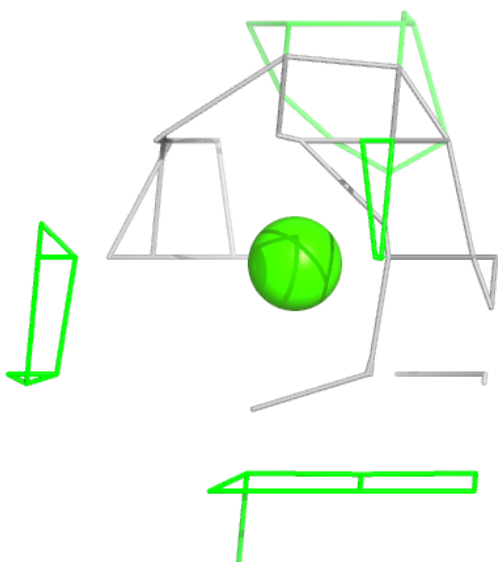
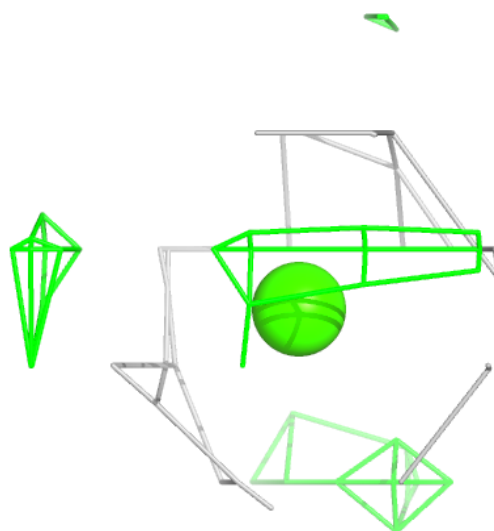
**Electron density around CA R 202:**

$2mF_o-DF_c$  (at 0.7 rmsd) in gray  
 $mF_o-DF_c$  (at 3 rmsd) in purple (negative)  
and green (positive)



**Electron density around CA D 202:**

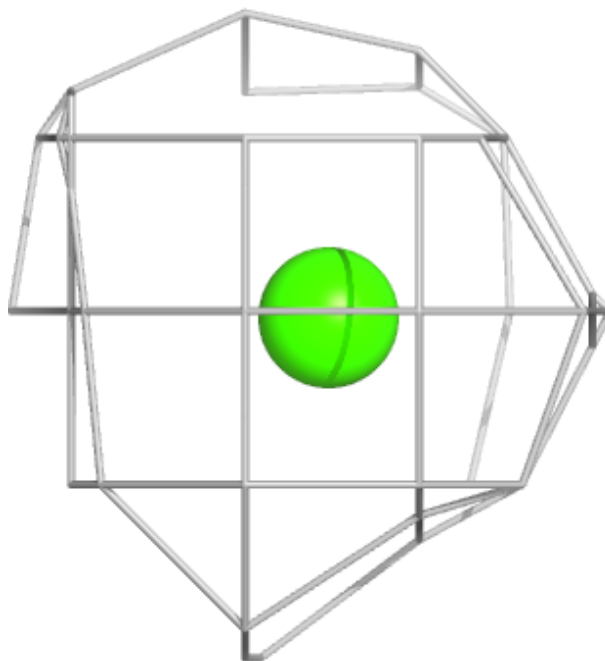
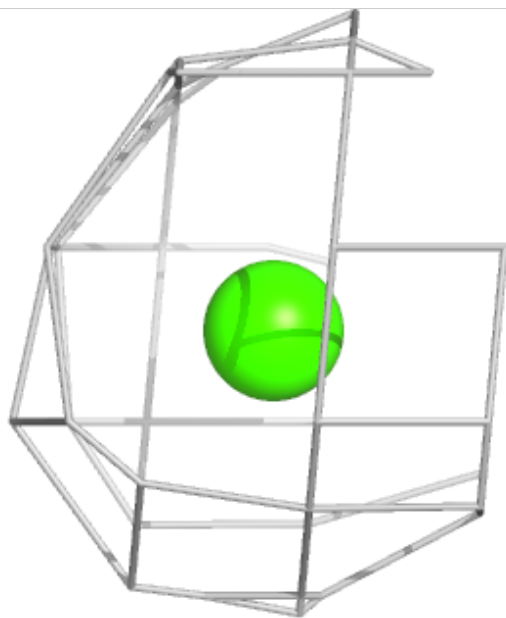
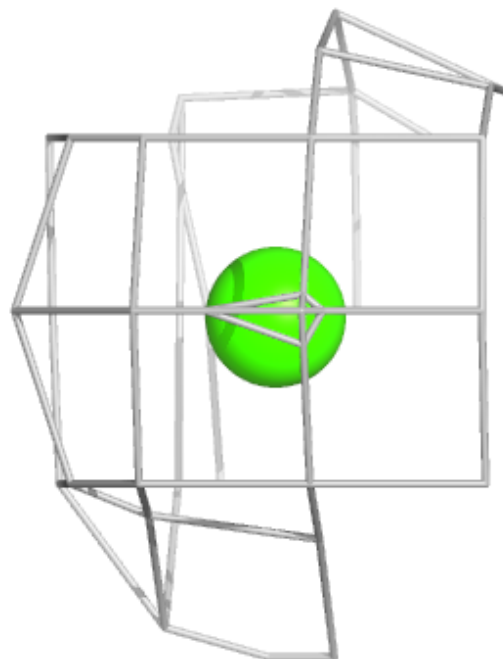
$2mF_o-DF_c$  (at 0.7 rmsd) in gray  
 $mF_o-DF_c$  (at 3 rmsd) in purple (negative)  
and green (positive)

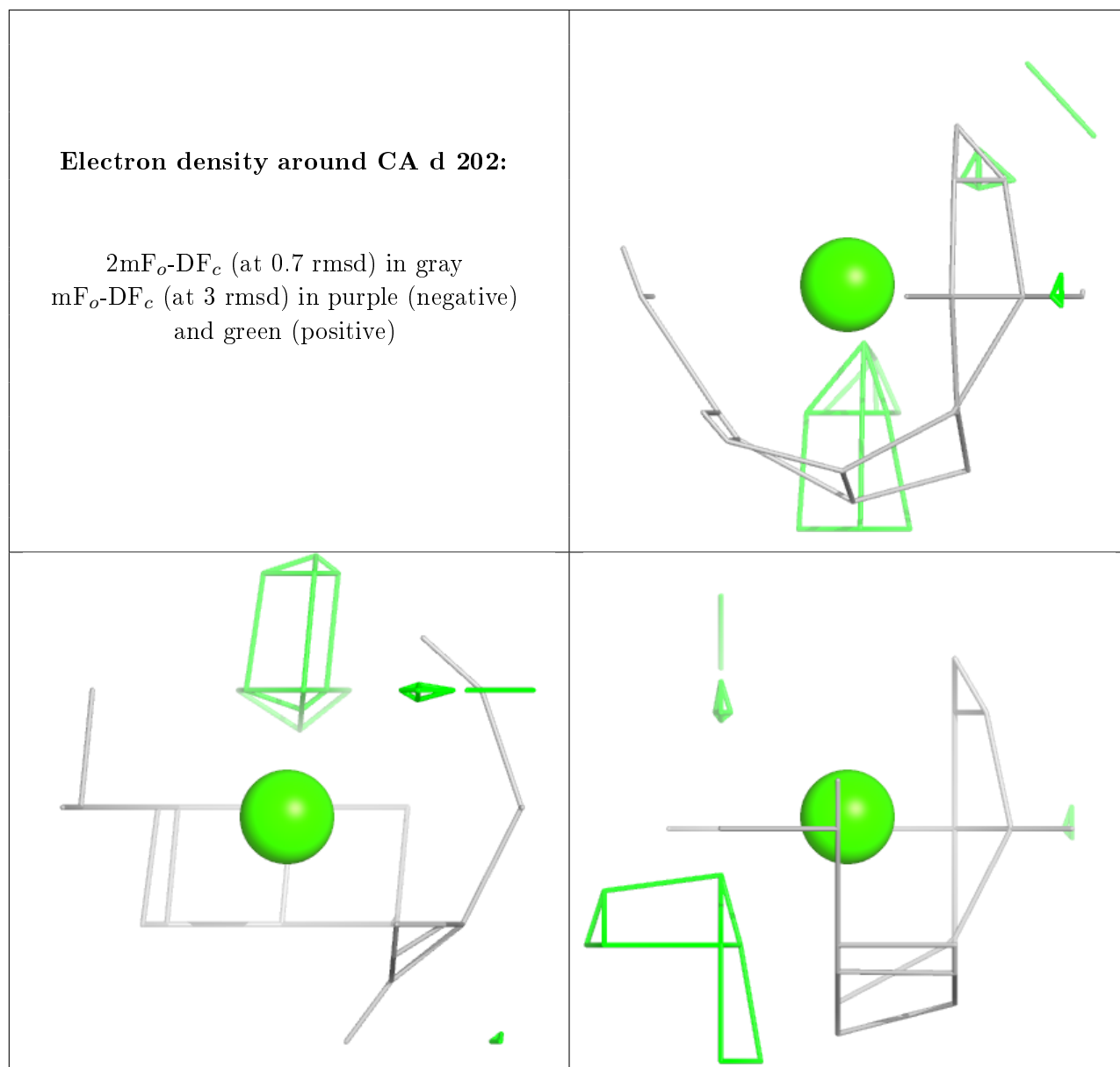




**Electron density around CA K 202:**

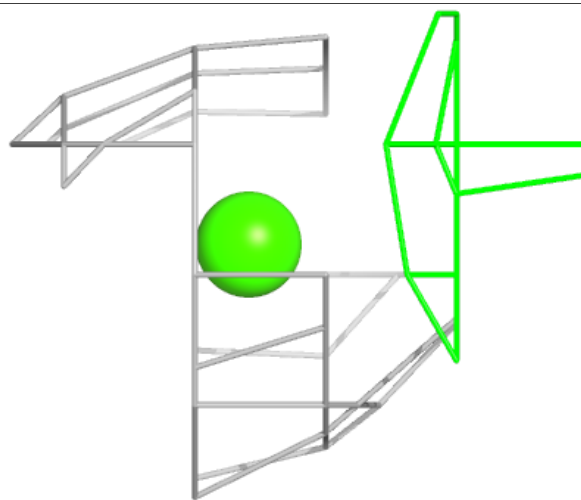
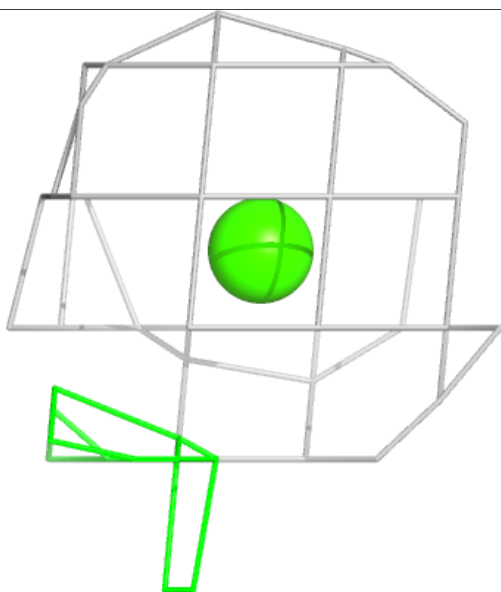
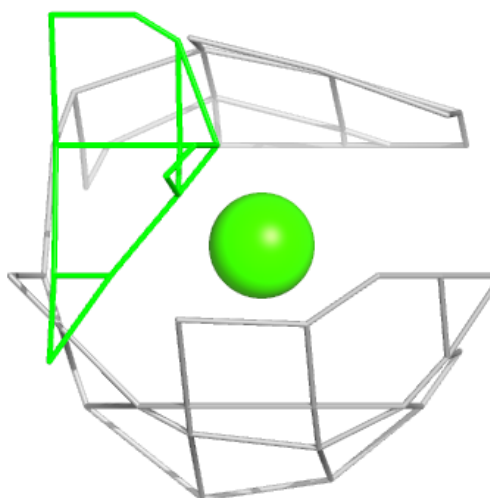
$2mF_o-DF_c$  (at 0.7 rmsd) in gray  
 $mF_o-DF_c$  (at 3 rmsd) in purple (negative)  
and green (positive)





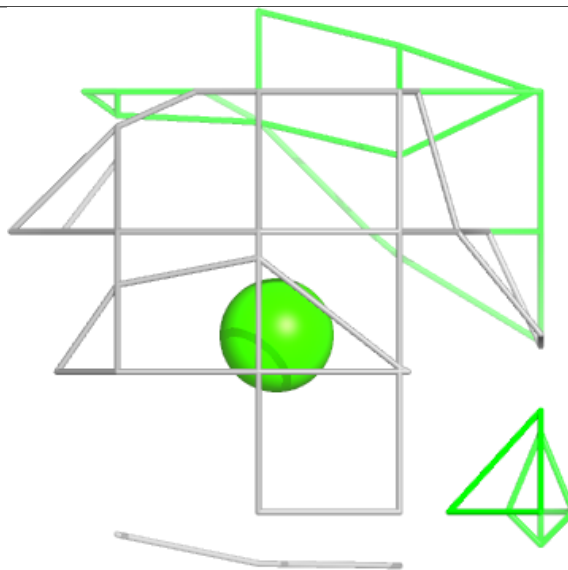
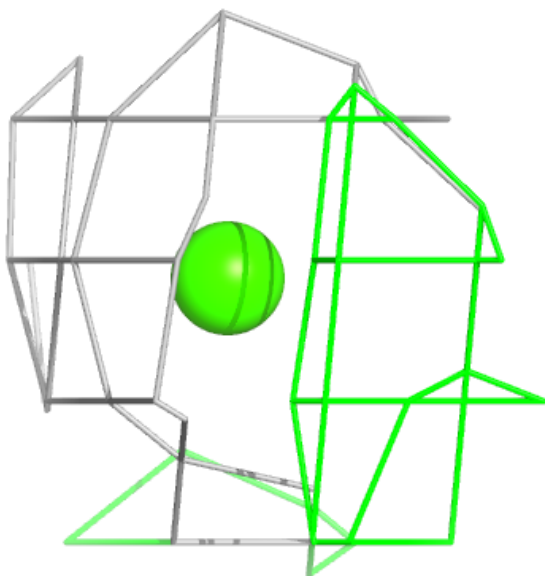
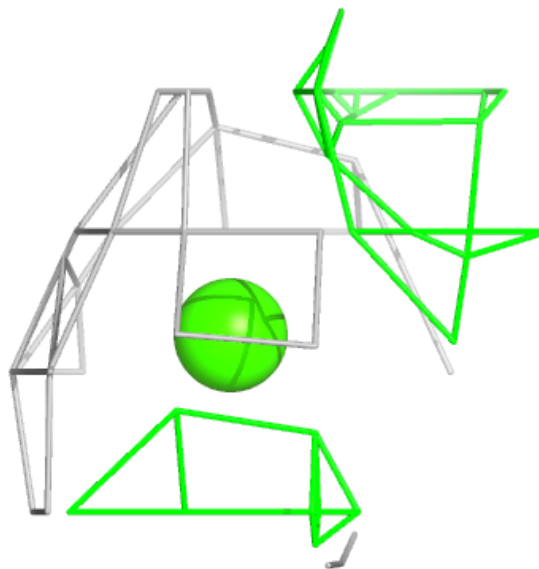
**Electron density around CA Q 202:**

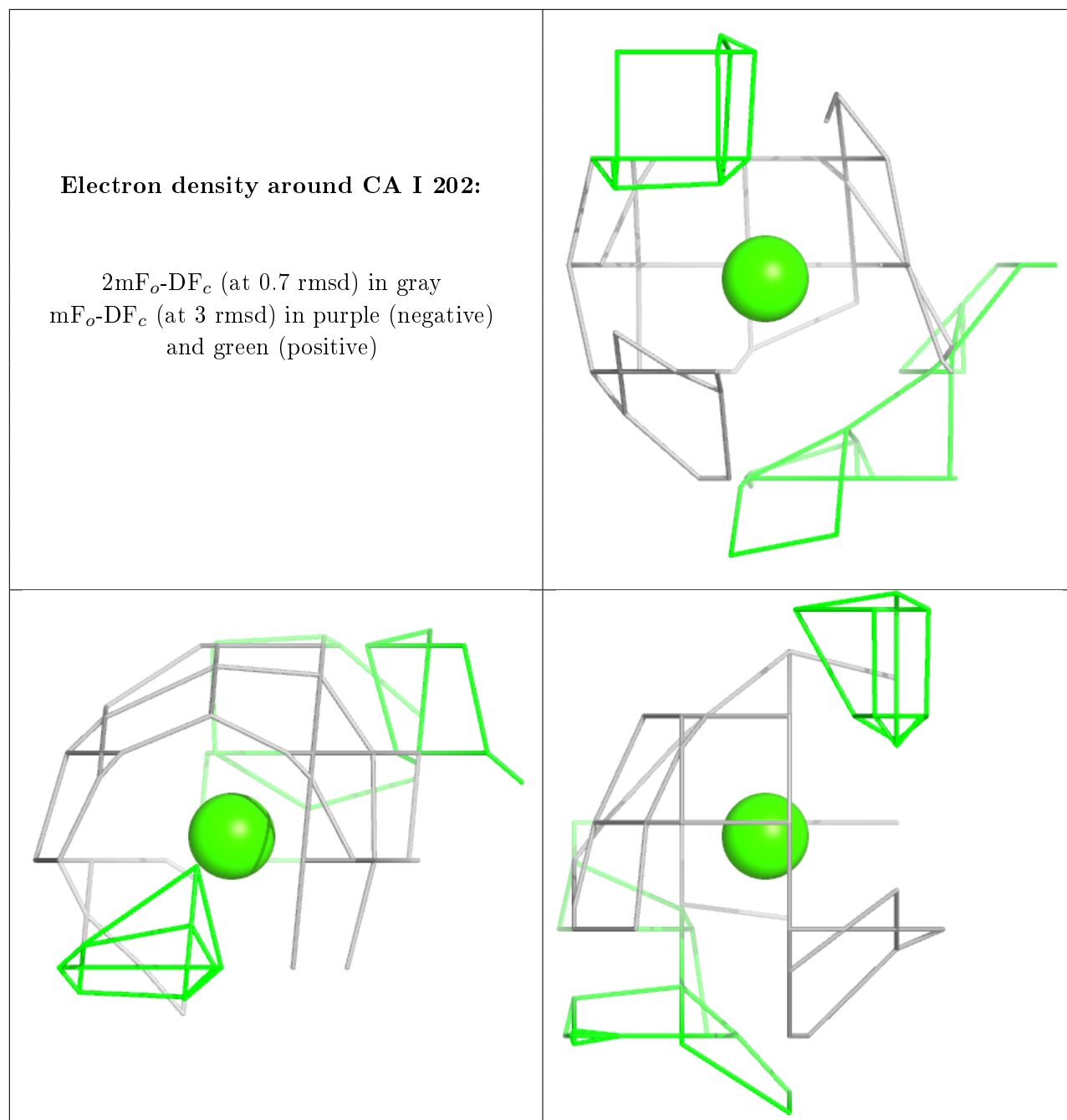
$2mF_o-DF_c$  (at 0.7 rmsd) in gray  
 $mF_o-DF_c$  (at 3 rmsd) in purple (negative)  
and green (positive)



**Electron density around CA B 202:**

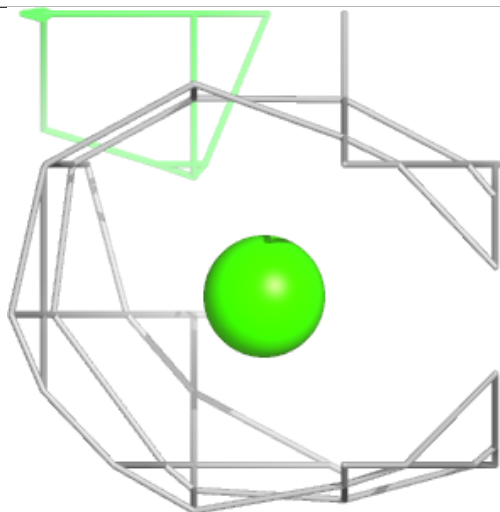
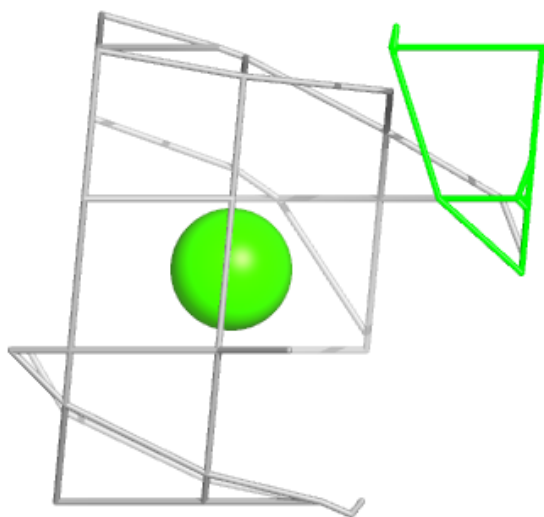
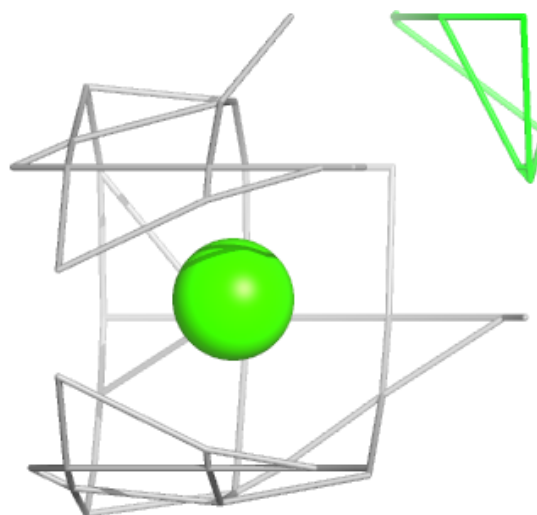
$2mF_o-DF_c$  (at 0.7 rmsd) in gray  
 $mF_o-DF_c$  (at 3 rmsd) in purple (negative)  
and green (positive)





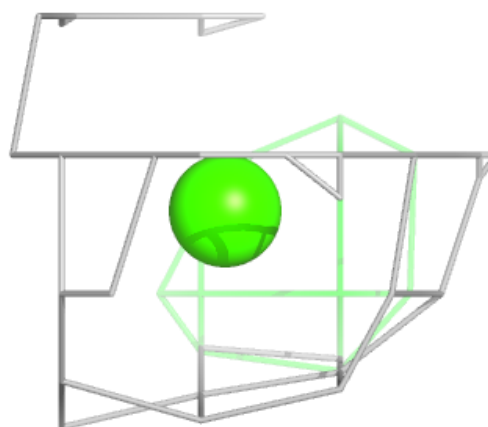
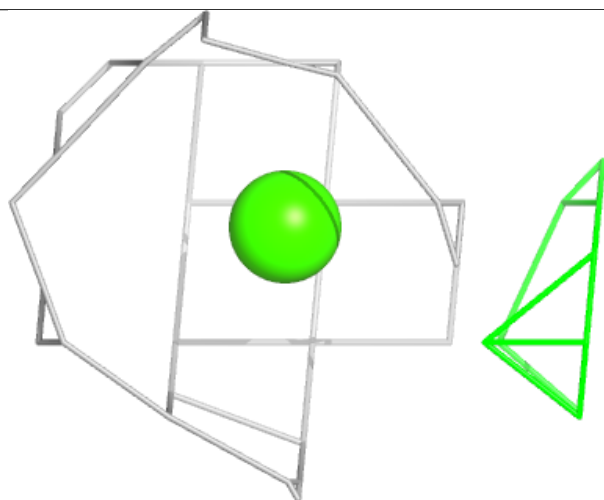
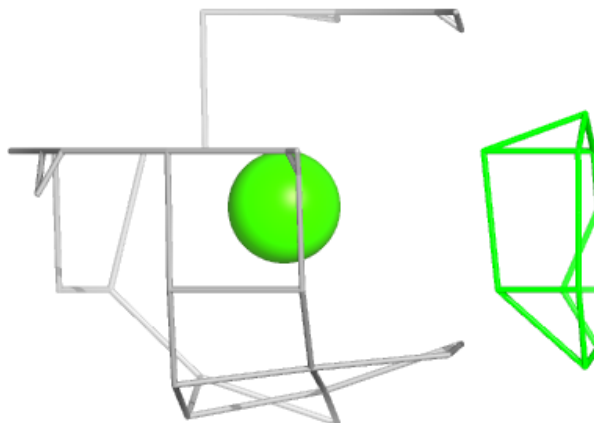
**Electron density around CA M 202:**

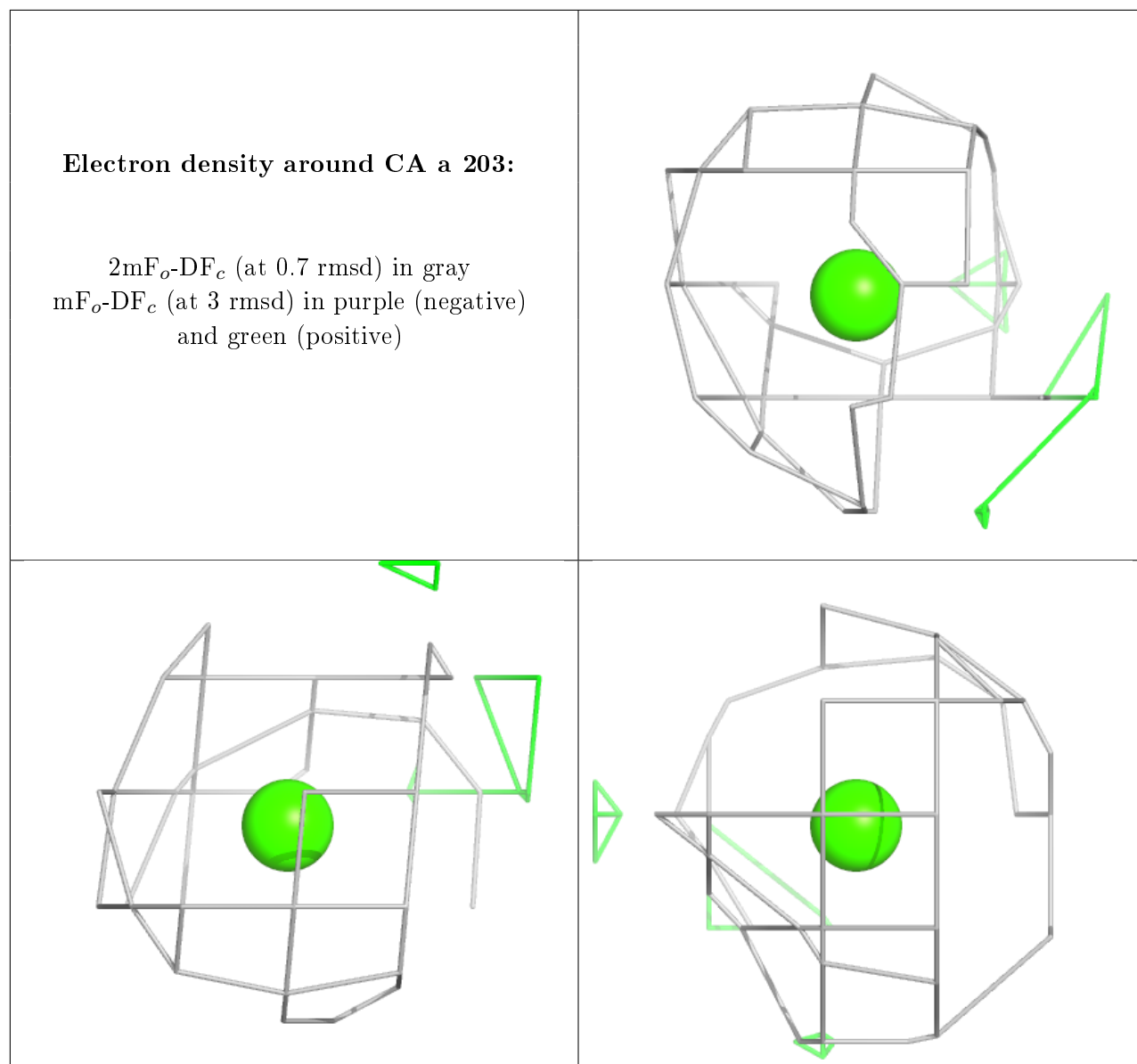
$2mF_o-DF_c$  (at 0.7 rmsd) in gray  
 $mF_o-DF_c$  (at 3 rmsd) in purple (negative)  
and green (positive)



**Electron density around CA H 202:**

$2mF_o-DF_c$  (at 0.7 rmsd) in gray  
 $mF_o-DF_c$  (at 3 rmsd) in purple (negative)  
and green (positive)

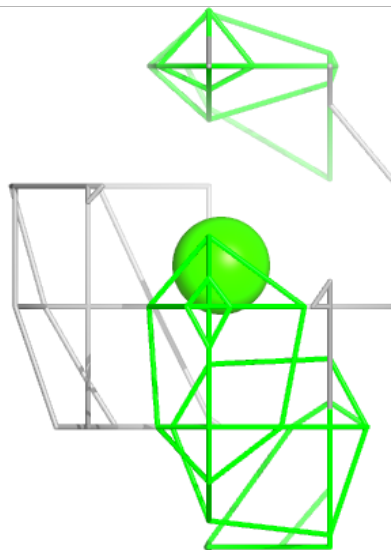
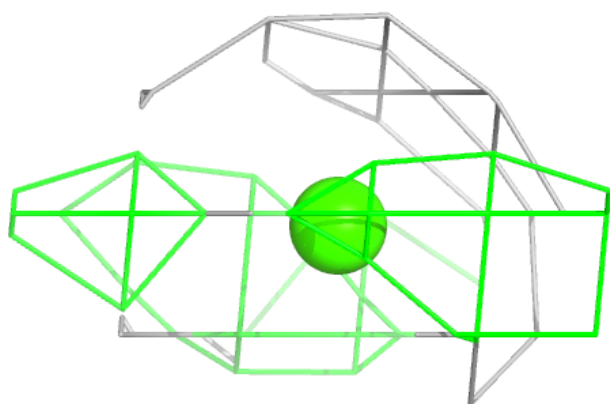
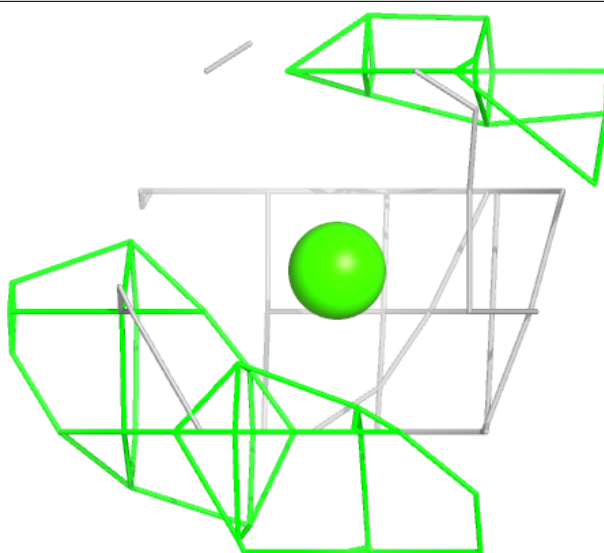






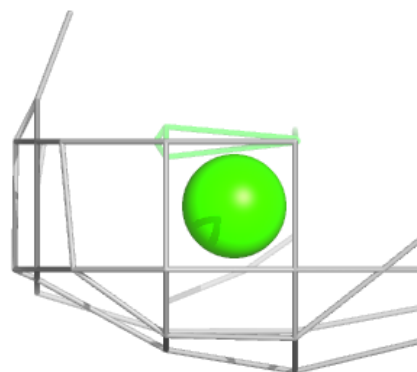
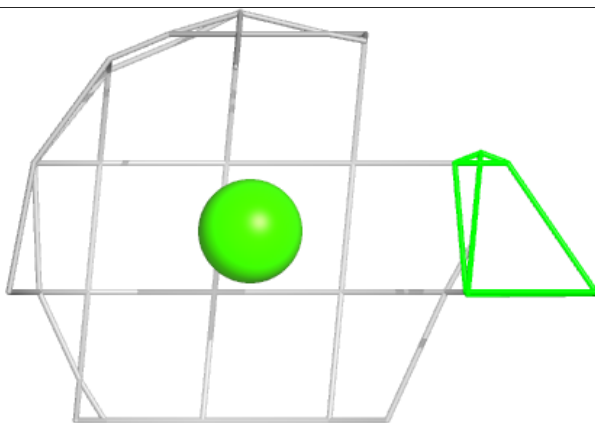
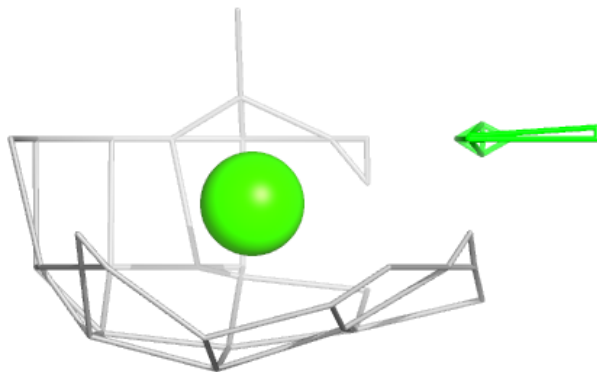
**Electron density around CA E 204:**

$2mF_o-DF_c$  (at 0.7 rmsd) in gray  
 $mF_o-DF_c$  (at 3 rmsd) in purple (negative)  
and green (positive)



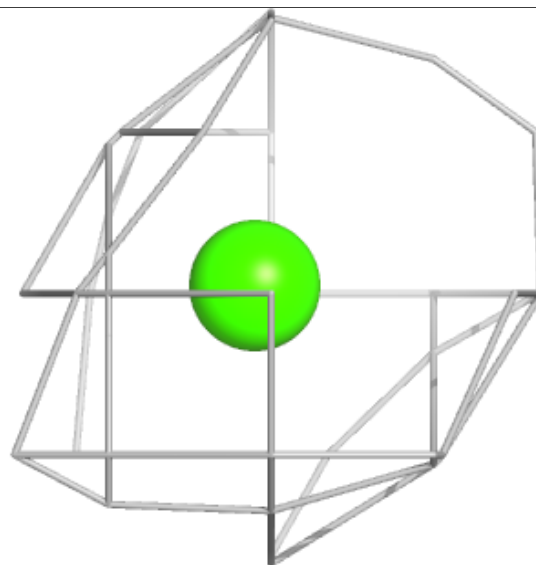
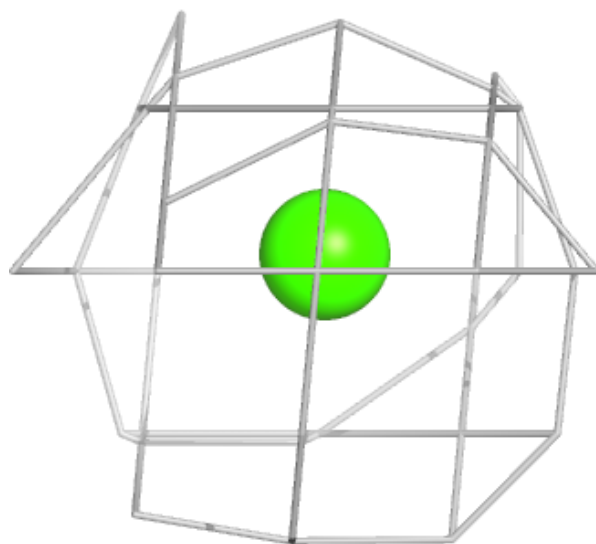
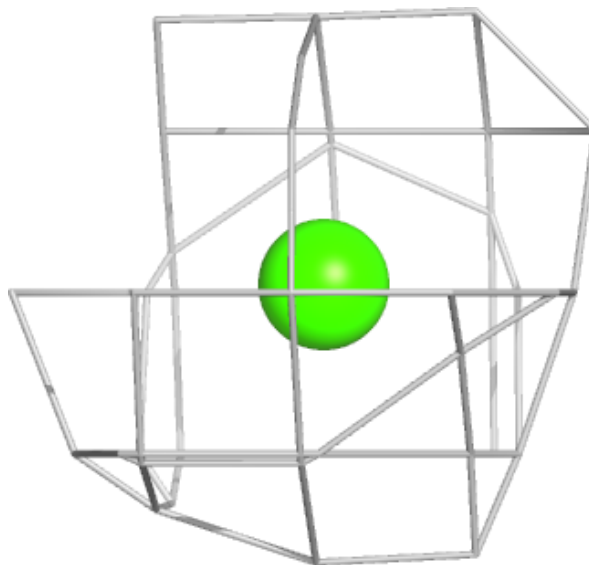
**Electron density around CA B 203:**

$2mF_o-DF_c$  (at 0.7 rmsd) in gray  
 $mF_o-DF_c$  (at 3 rmsd) in purple (negative)  
and green (positive)



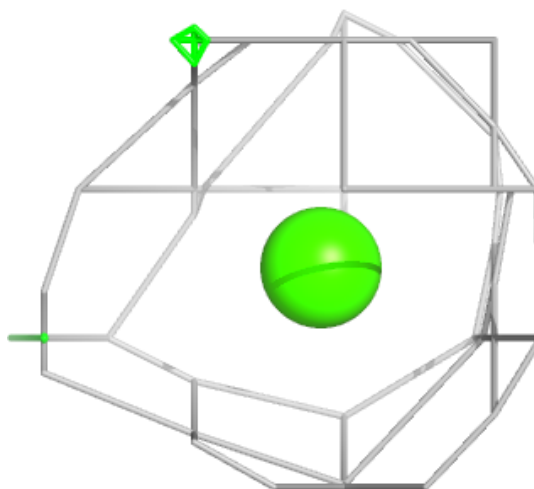
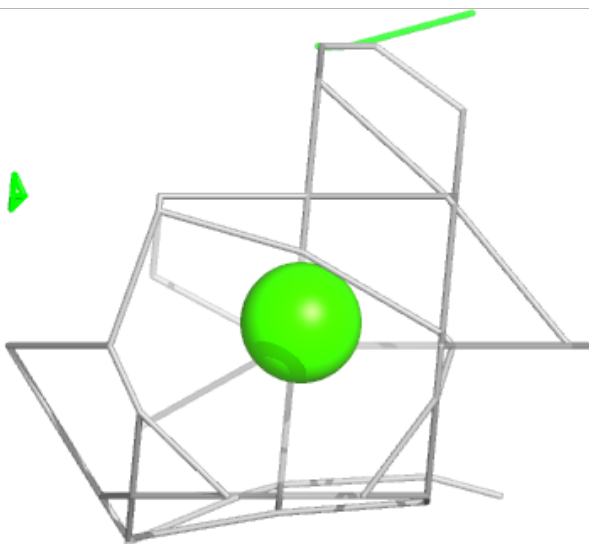
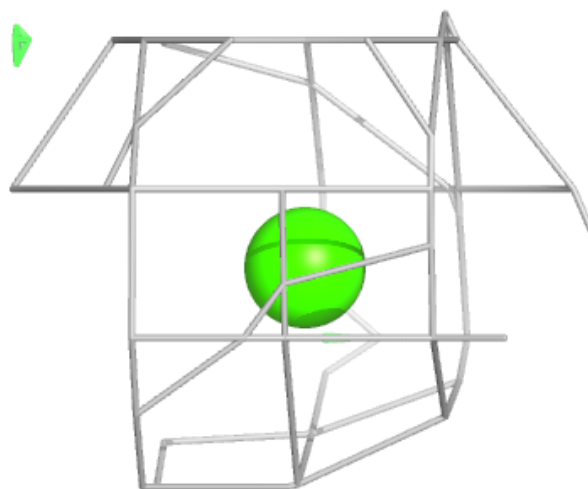
**Electron density around CA B 204:**

$2mF_o-DF_c$  (at 0.7 rmsd) in gray  
 $mF_o-DF_c$  (at 3 rmsd) in purple (negative)  
and green (positive)



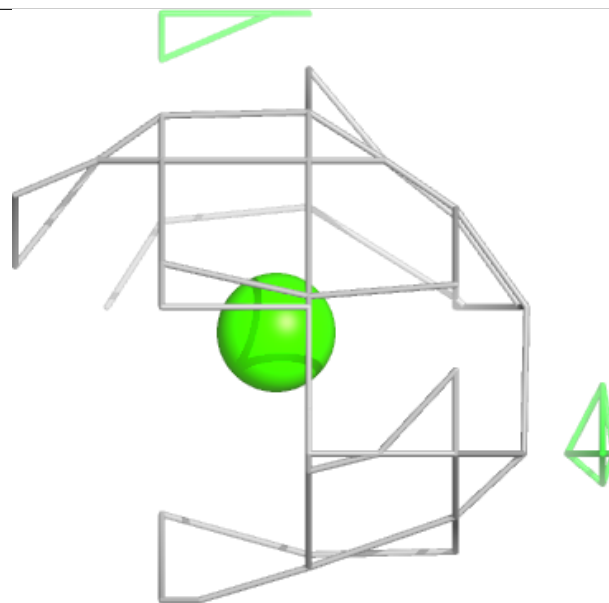
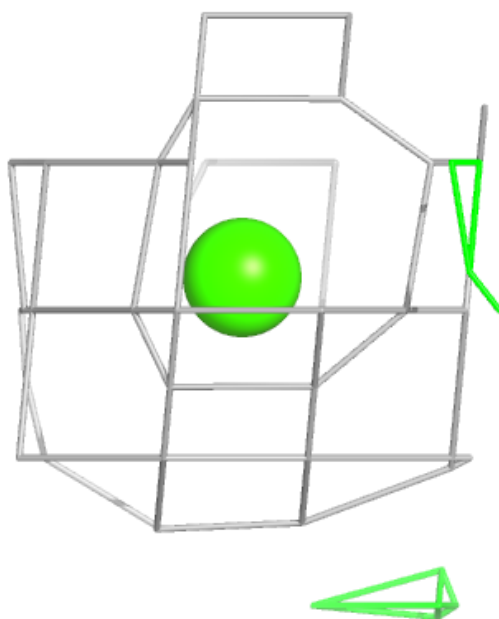
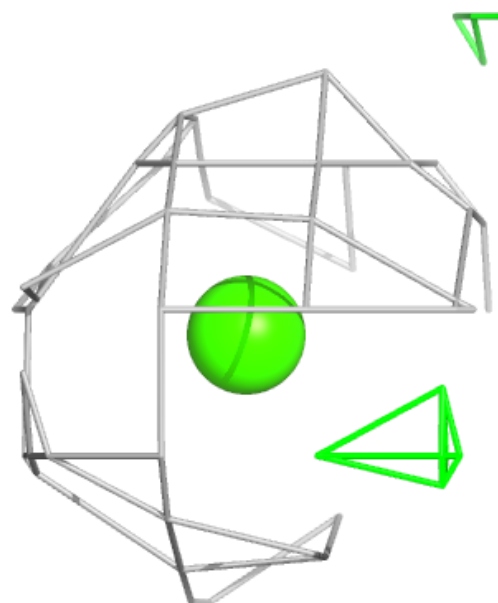
**Electron density around CA F 203:**

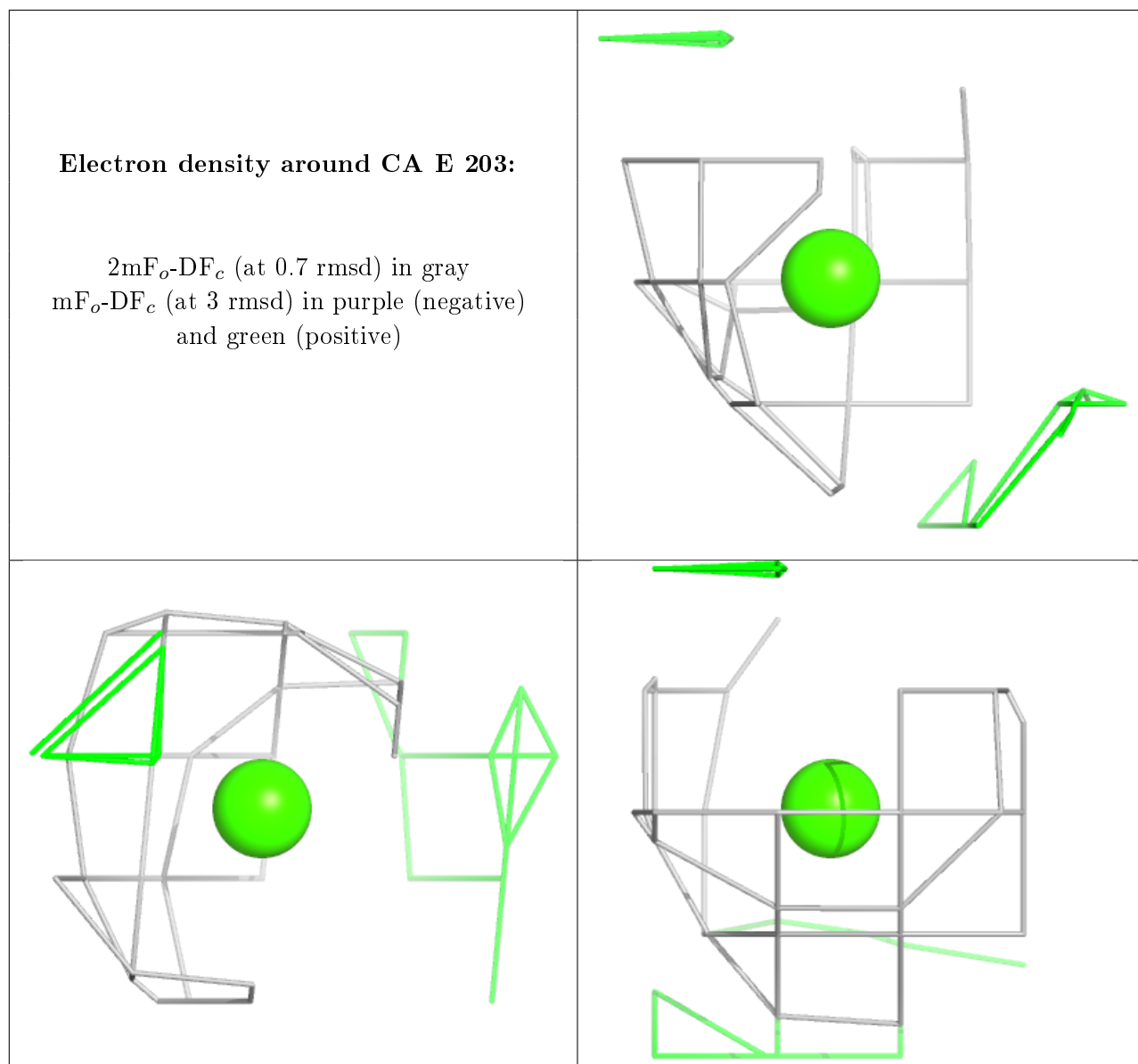
$2mF_o-DF_c$  (at 0.7 rmsd) in gray  
 $mF_o-DF_c$  (at 3 rmsd) in purple (negative)  
and green (positive)

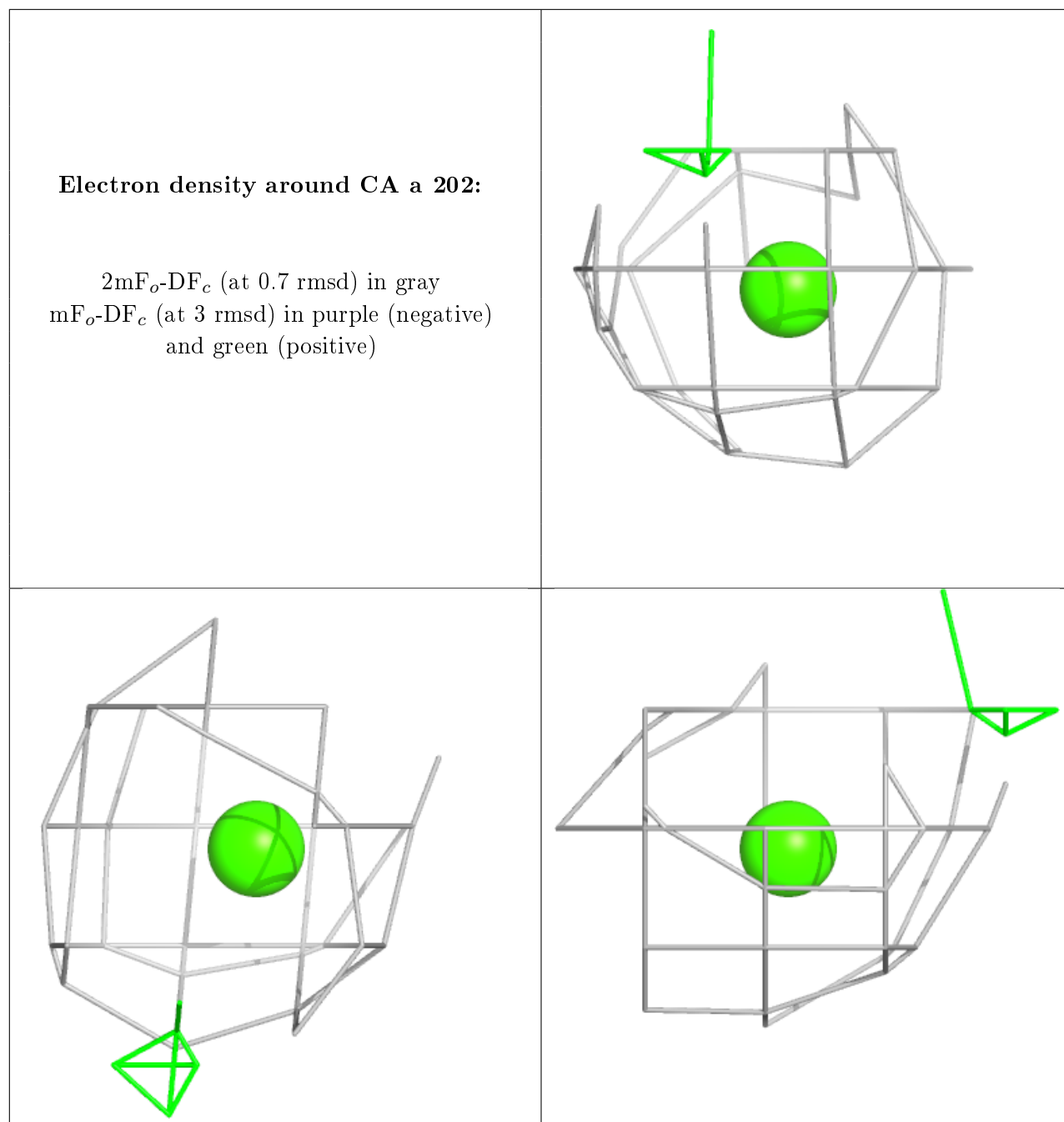


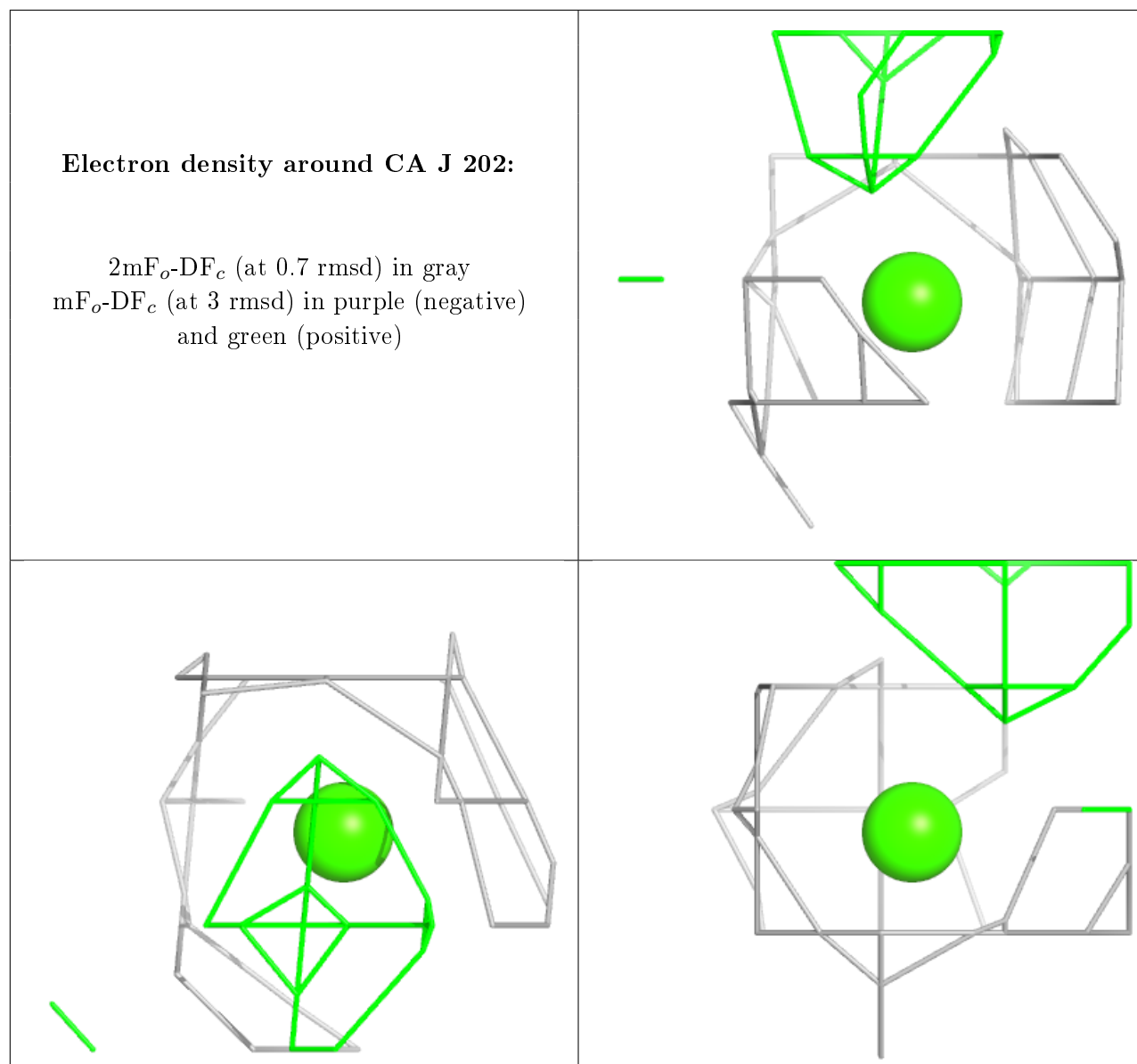
**Electron density around CA F 202:**

$2mF_o-DF_c$  (at 0.7 rmsd) in gray  
 $mF_o-DF_c$  (at 3 rmsd) in purple (negative)  
and green (positive)

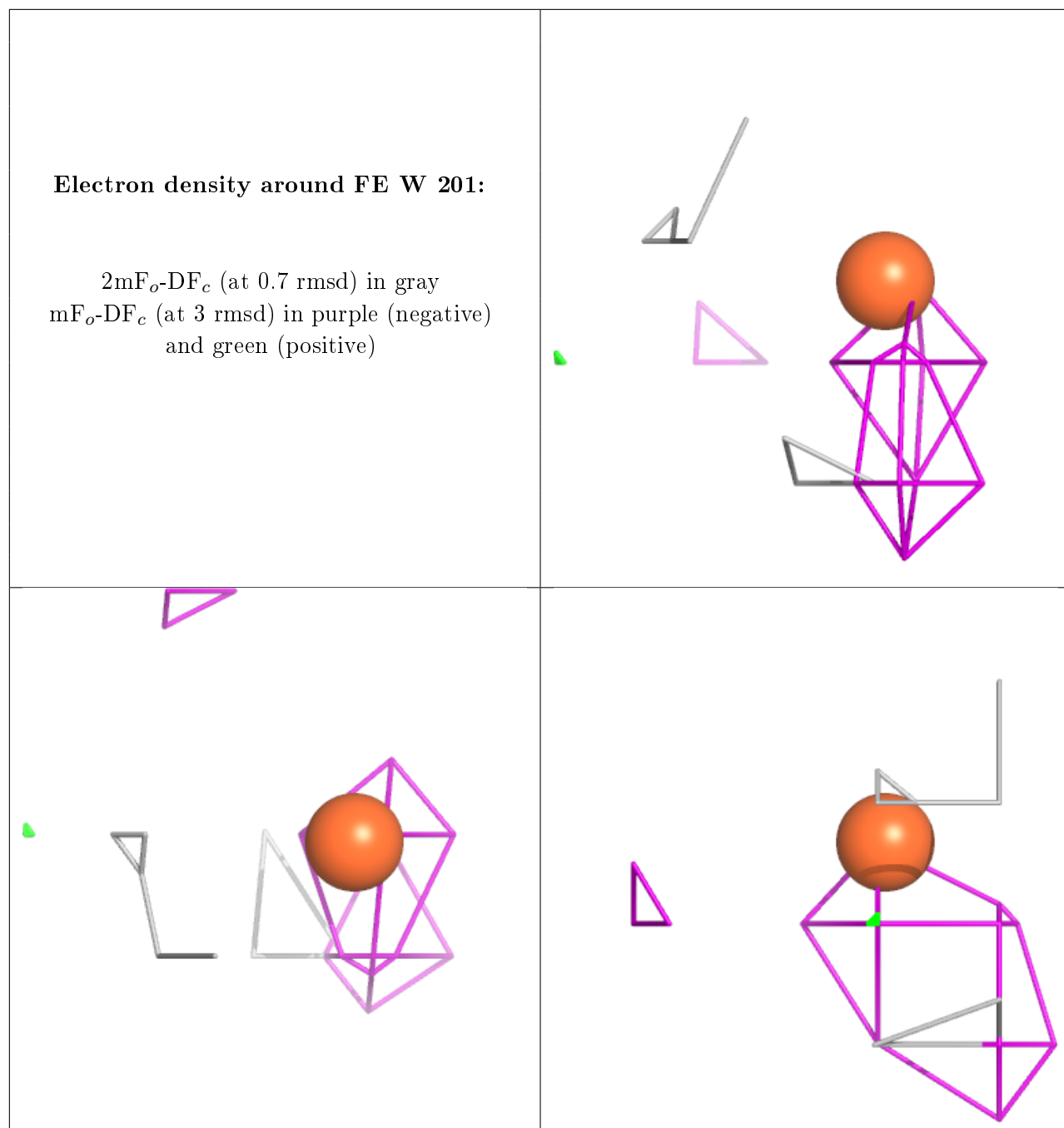






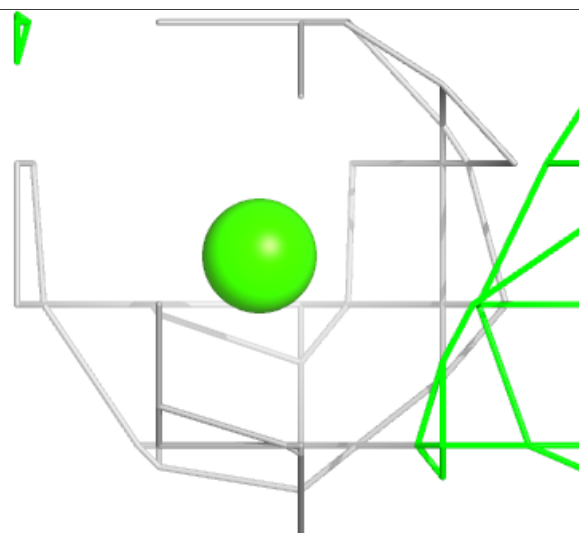
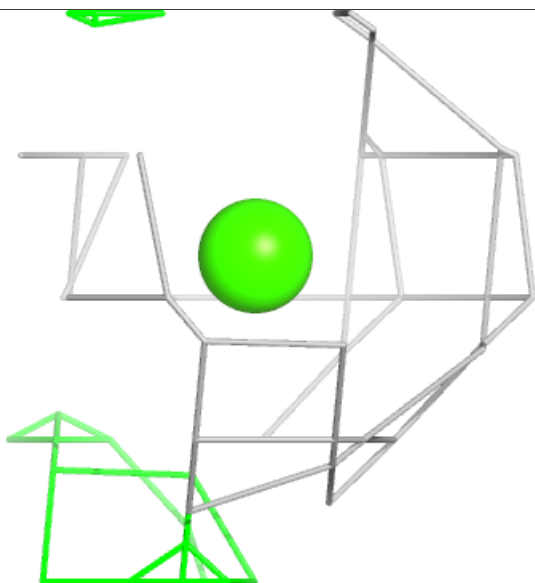
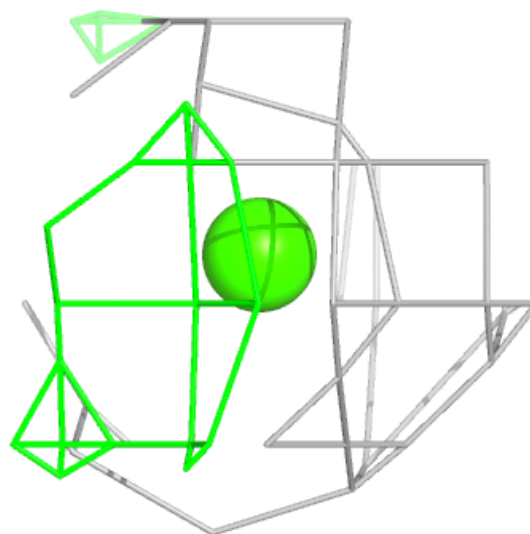


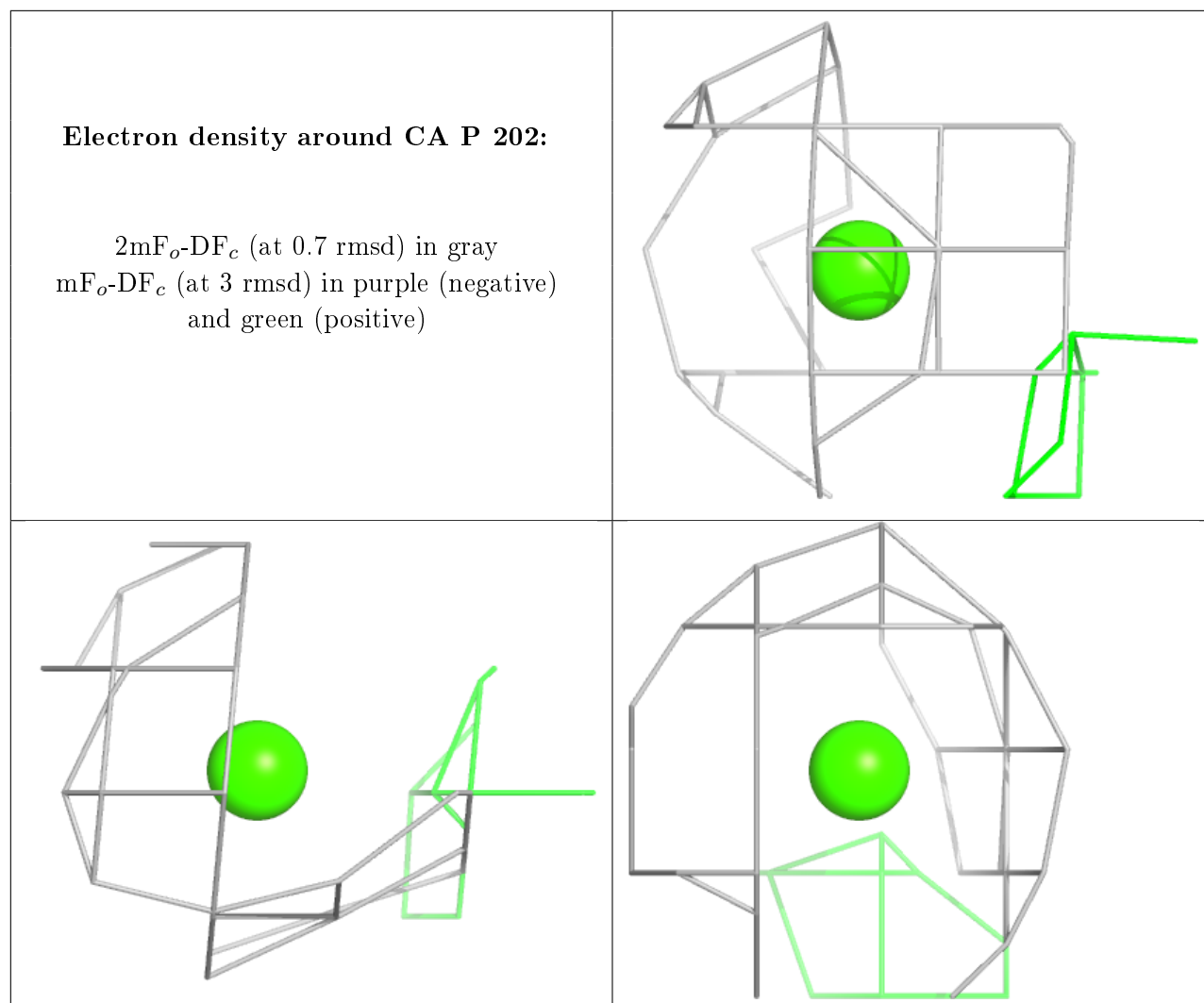


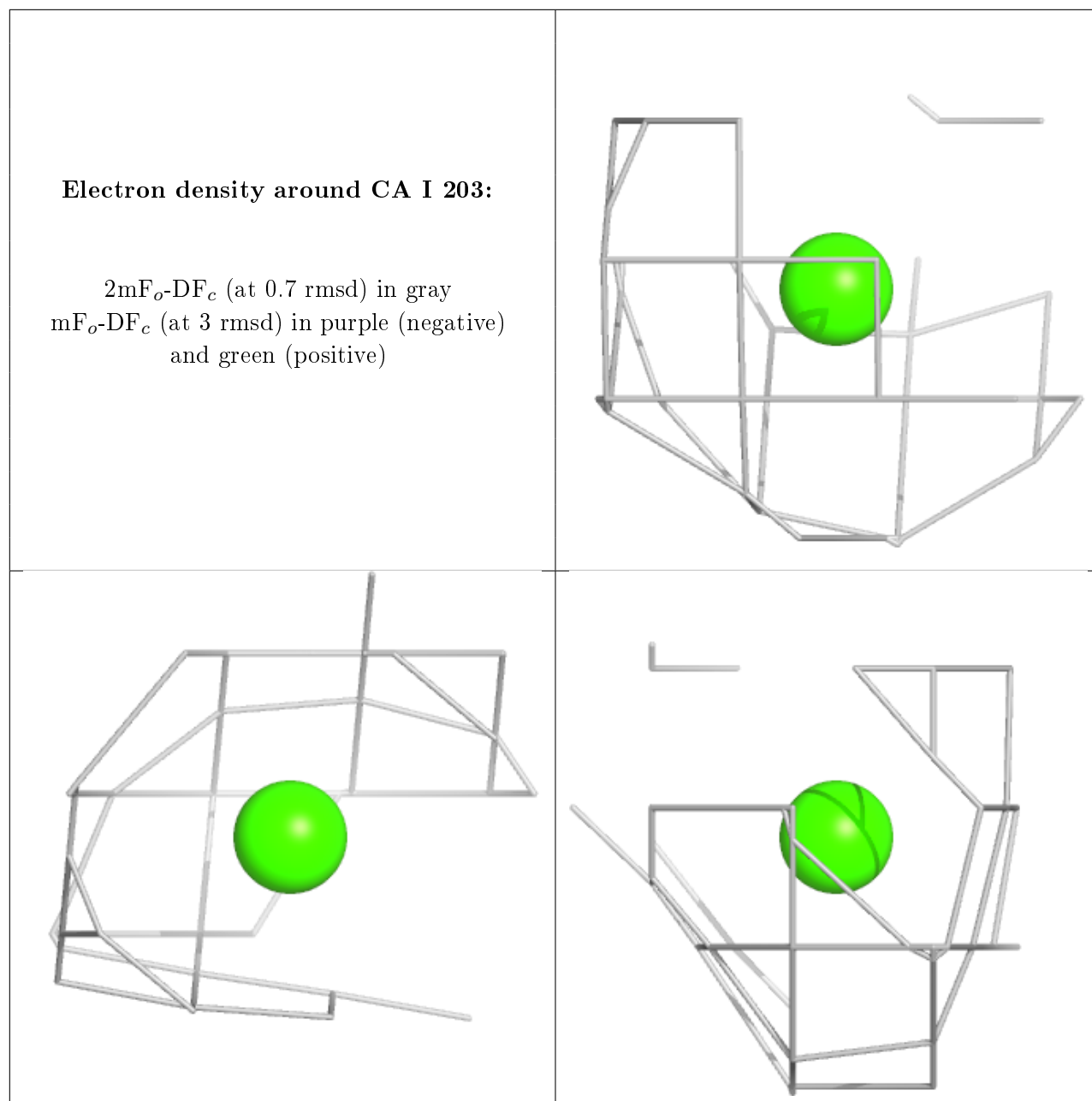


**Electron density around CA Z 202:**

$2mF_o-DF_c$  (at 0.7 rmsd) in gray  
 $mF_o-DF_c$  (at 3 rmsd) in purple (negative)  
and green (positive)

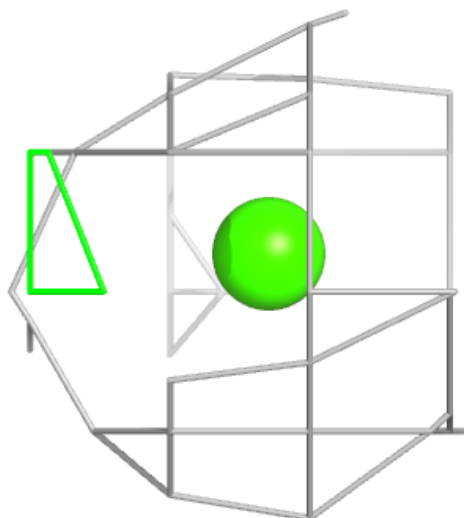
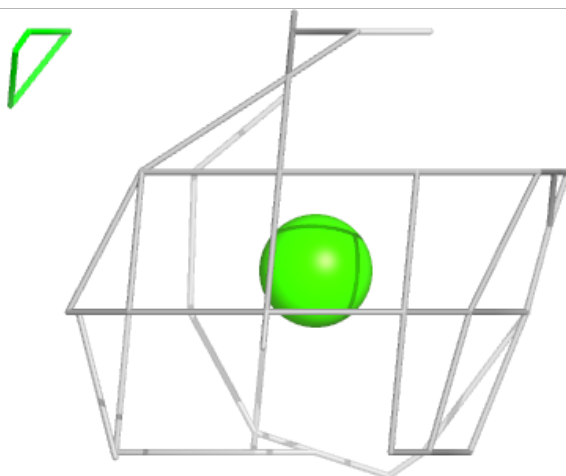
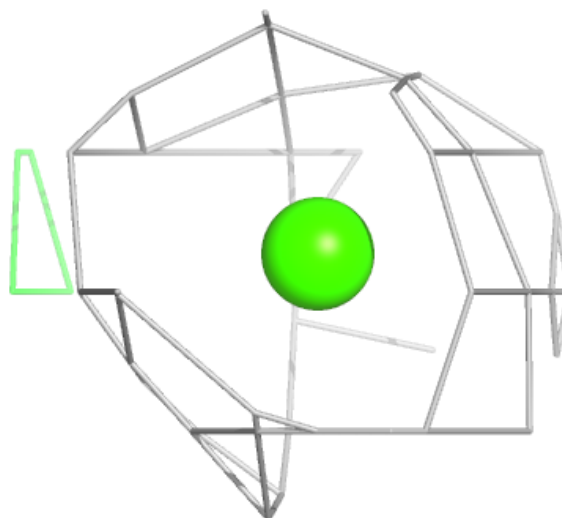


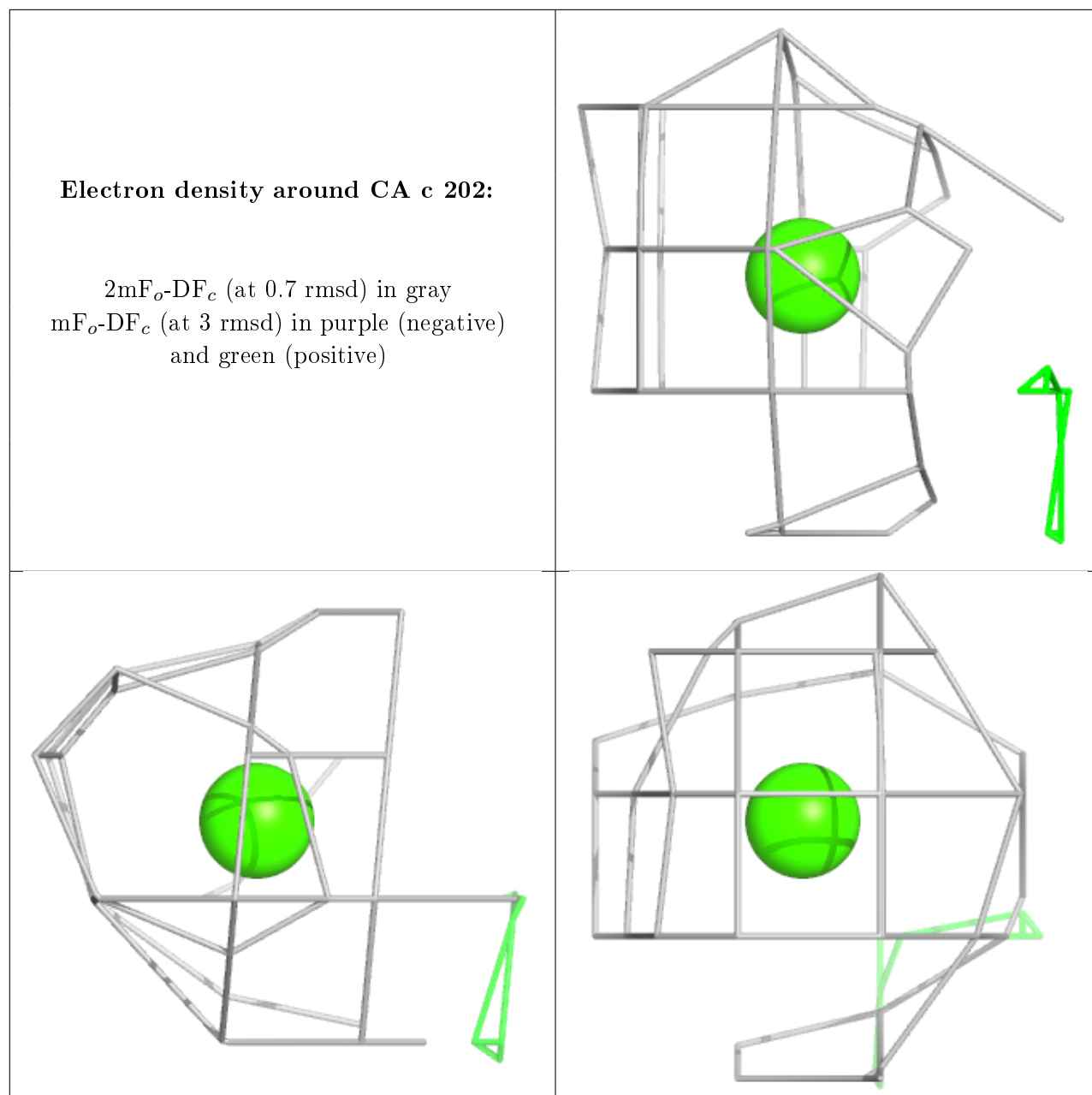


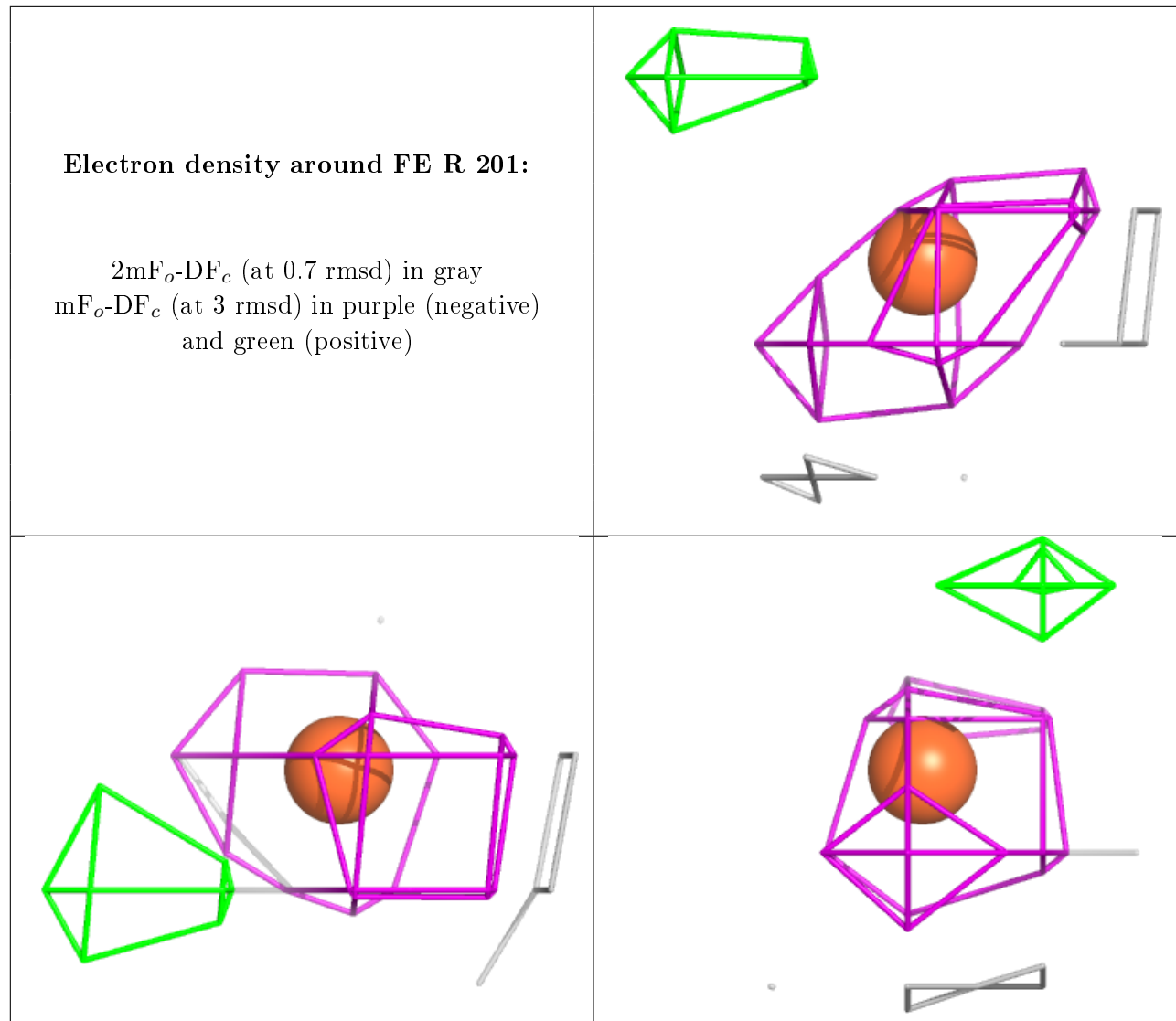


**Electron density around CA V 202:**

$2mF_o-DF_c$  (at 0.7 rmsd) in gray  
 $mF_o-DF_c$  (at 3 rmsd) in purple (negative)  
and green (positive)

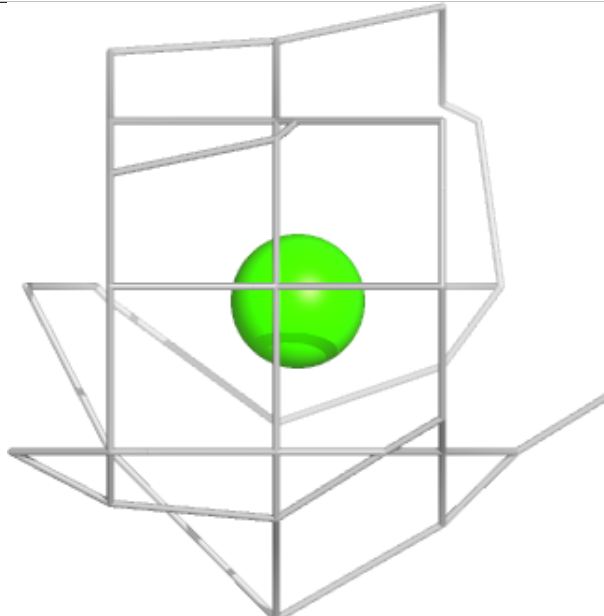
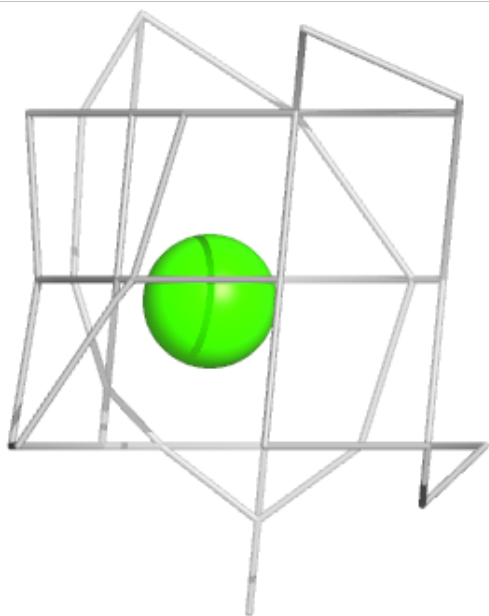
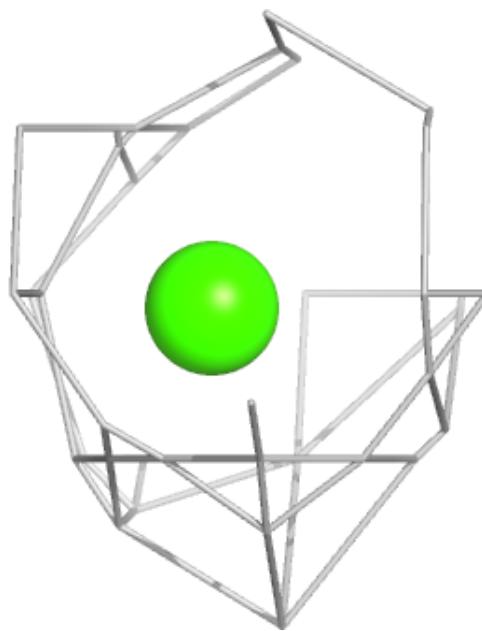






**Electron density around CA A 202:**

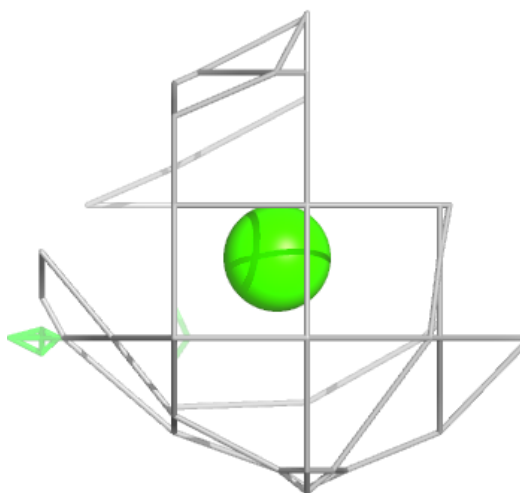
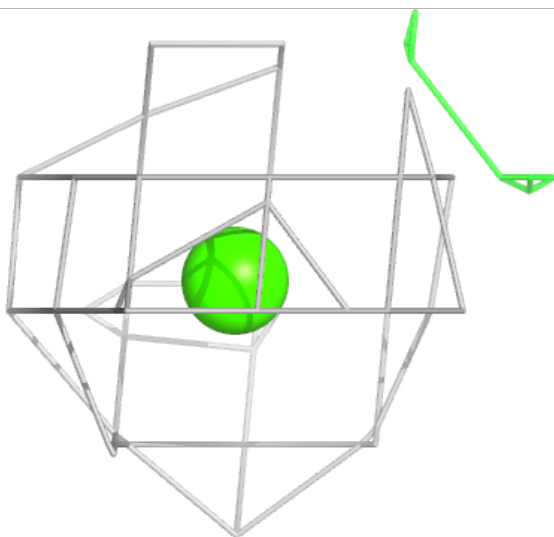
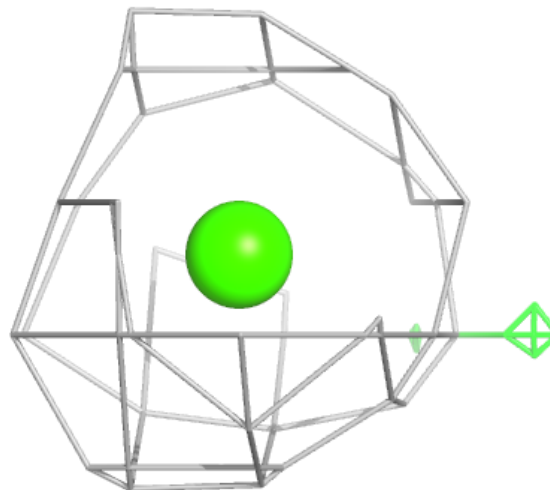
$2mF_o-DF_c$  (at 0.7 rmsd) in gray  
 $mF_o-DF_c$  (at 3 rmsd) in purple (negative)  
and green (positive)

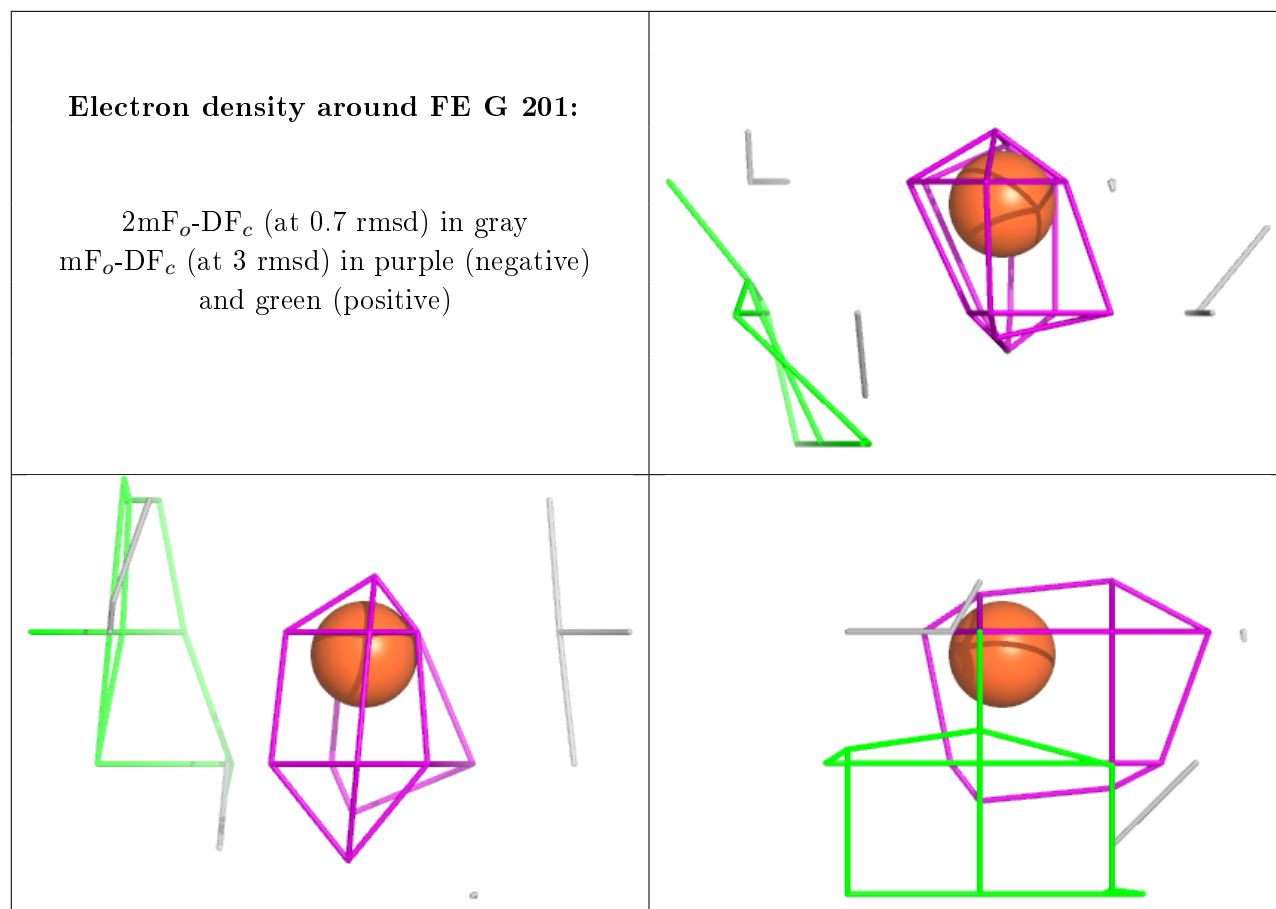




**Electron density around CA E 202:**

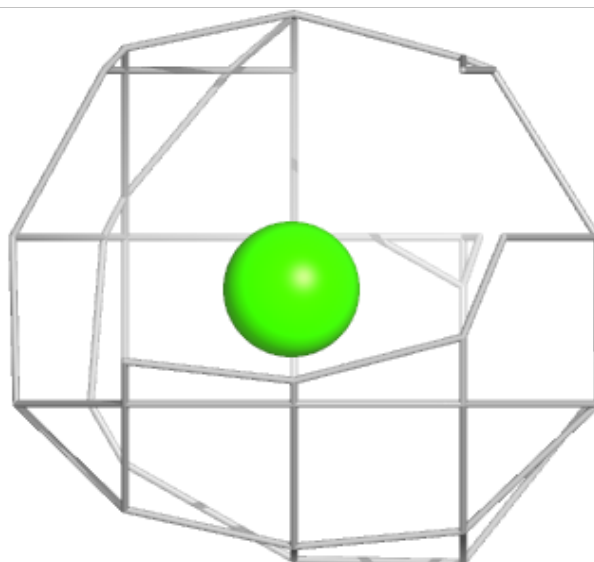
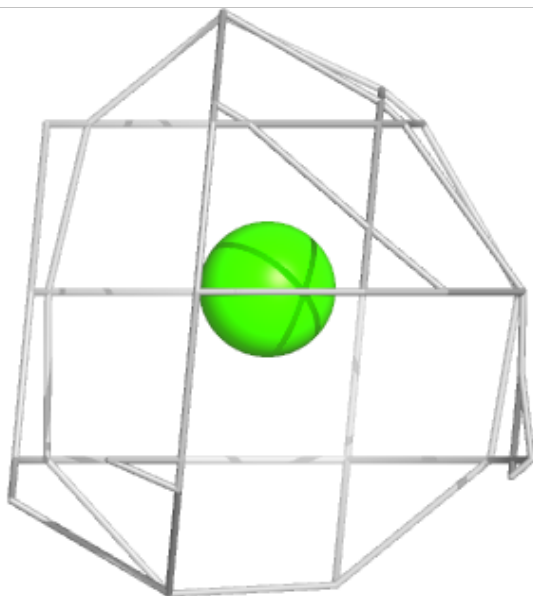
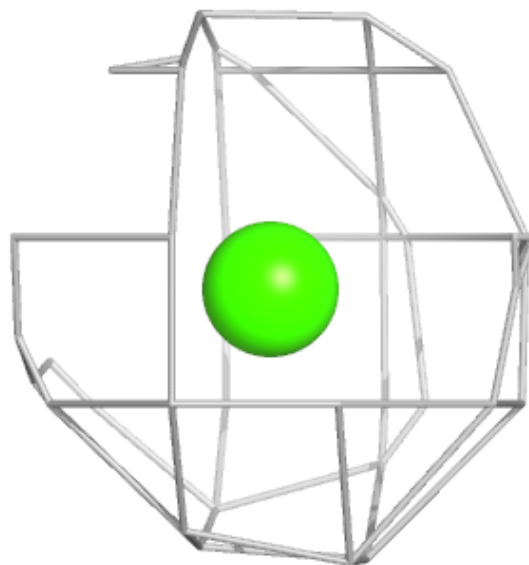
$2mF_o-DF_c$  (at 0.7 rmsd) in gray  
 $mF_o-DF_c$  (at 3 rmsd) in purple (negative)  
and green (positive)





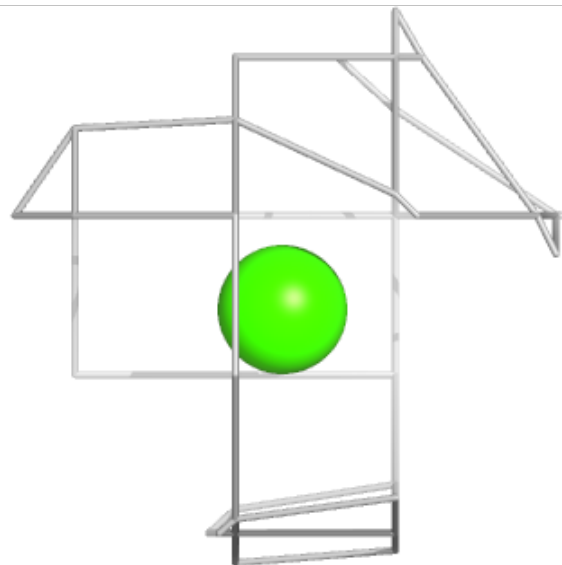
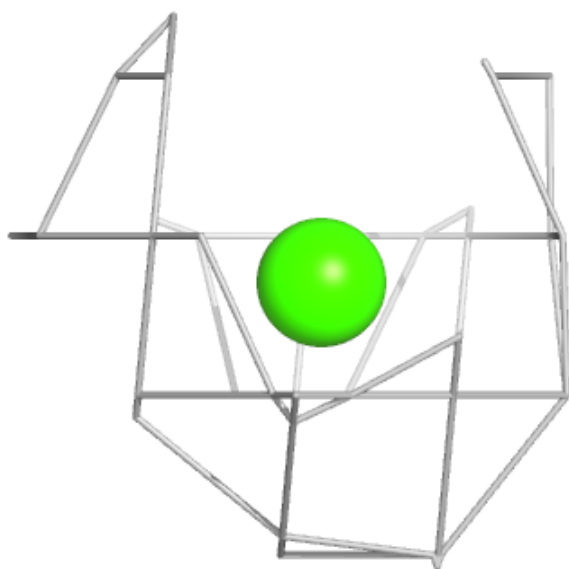
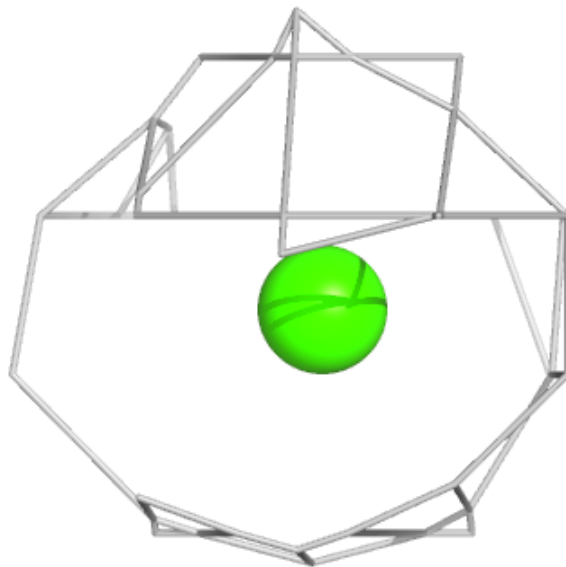
**Electron density around CA L 202:**

$2mF_o-DF_c$  (at 0.7 rmsd) in gray  
 $mF_o-DF_c$  (at 3 rmsd) in purple (negative)  
and green (positive)



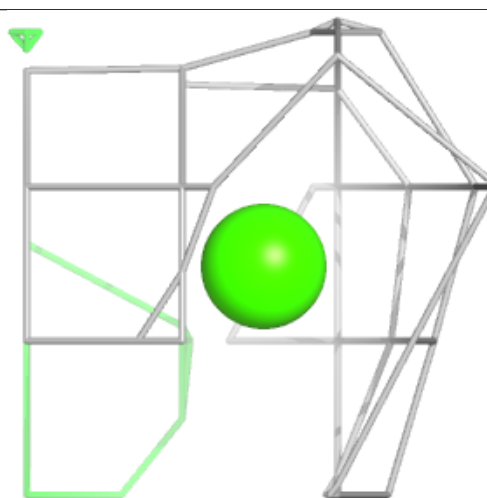
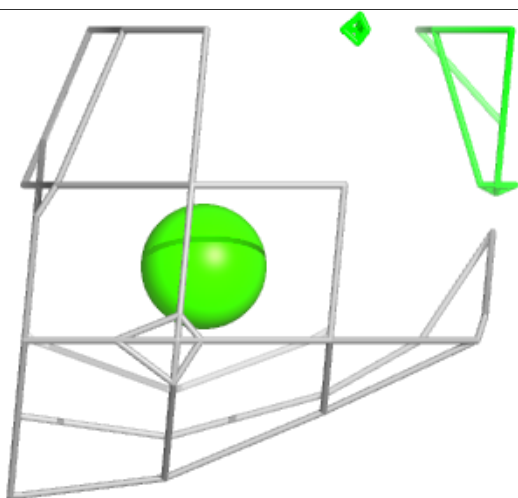
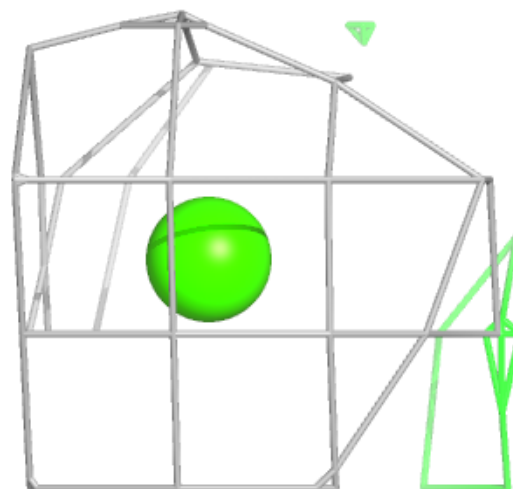
**Electron density around CA T 202:**

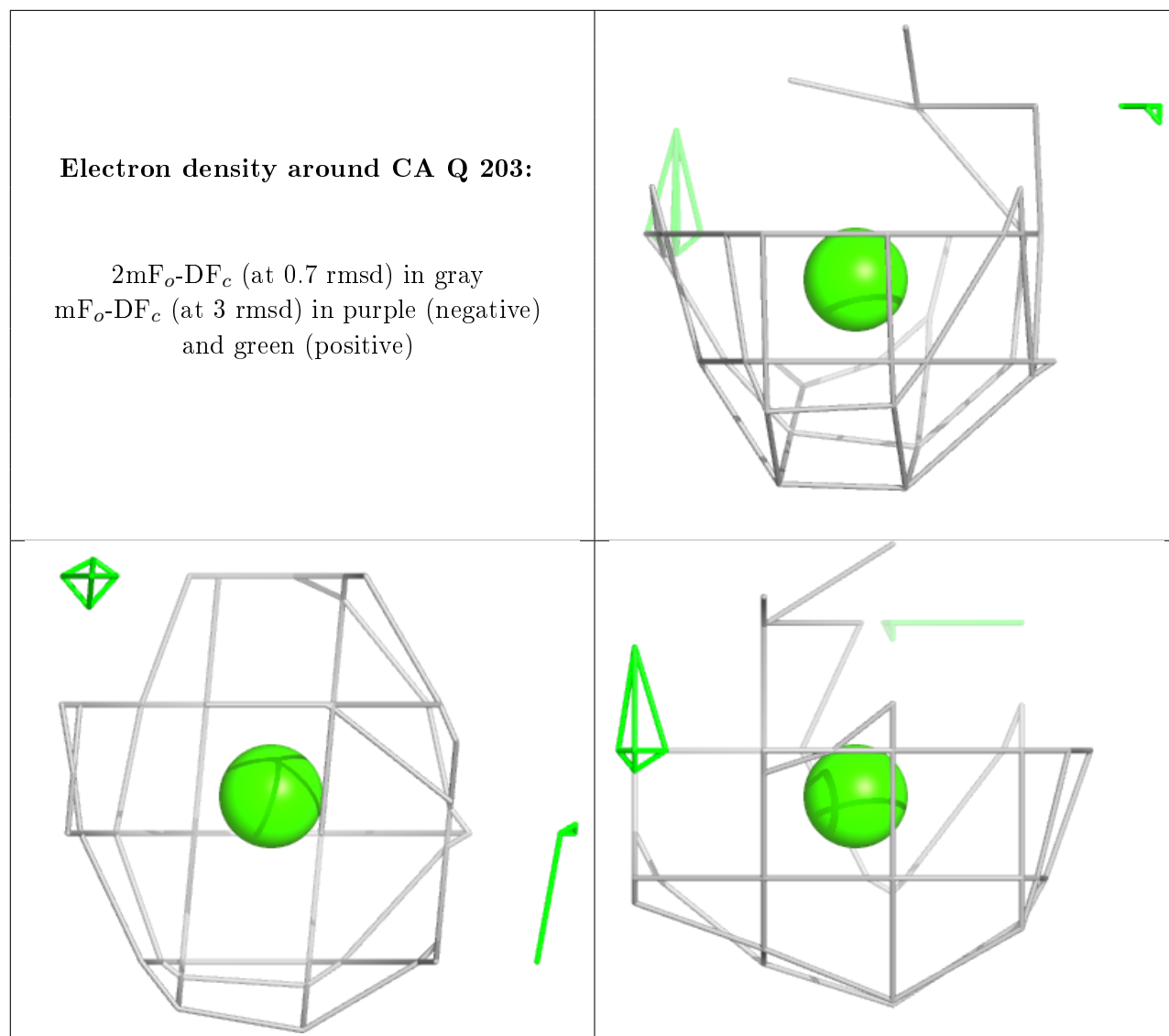
$2mF_o-DF_c$  (at 0.7 rmsd) in gray  
 $mF_o-DF_c$  (at 3 rmsd) in purple (negative)  
and green (positive)

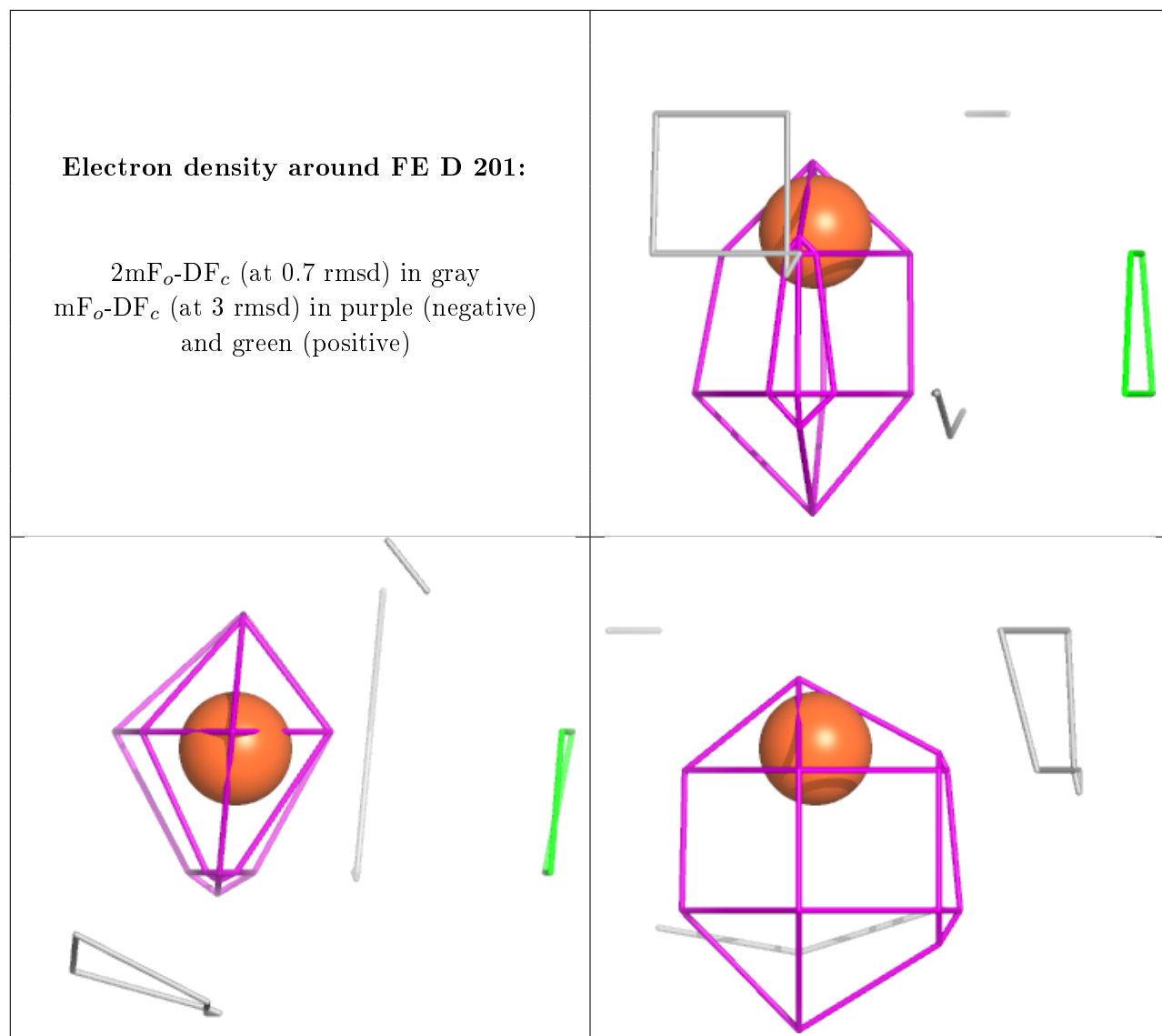


**Electron density around CA b 202:**

$2mF_o-DF_c$  (at 0.7 rmsd) in gray  
 $mF_o-DF_c$  (at 3 rmsd) in purple (negative)  
and green (positive)

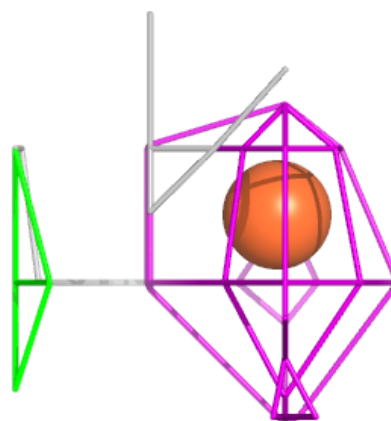
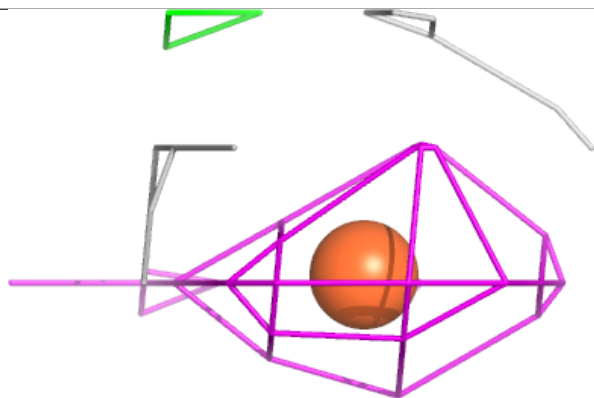
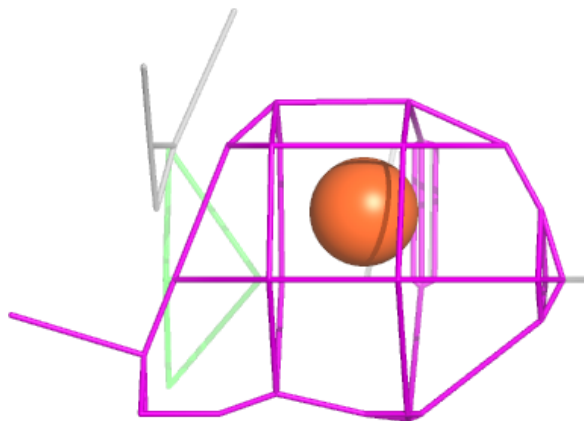




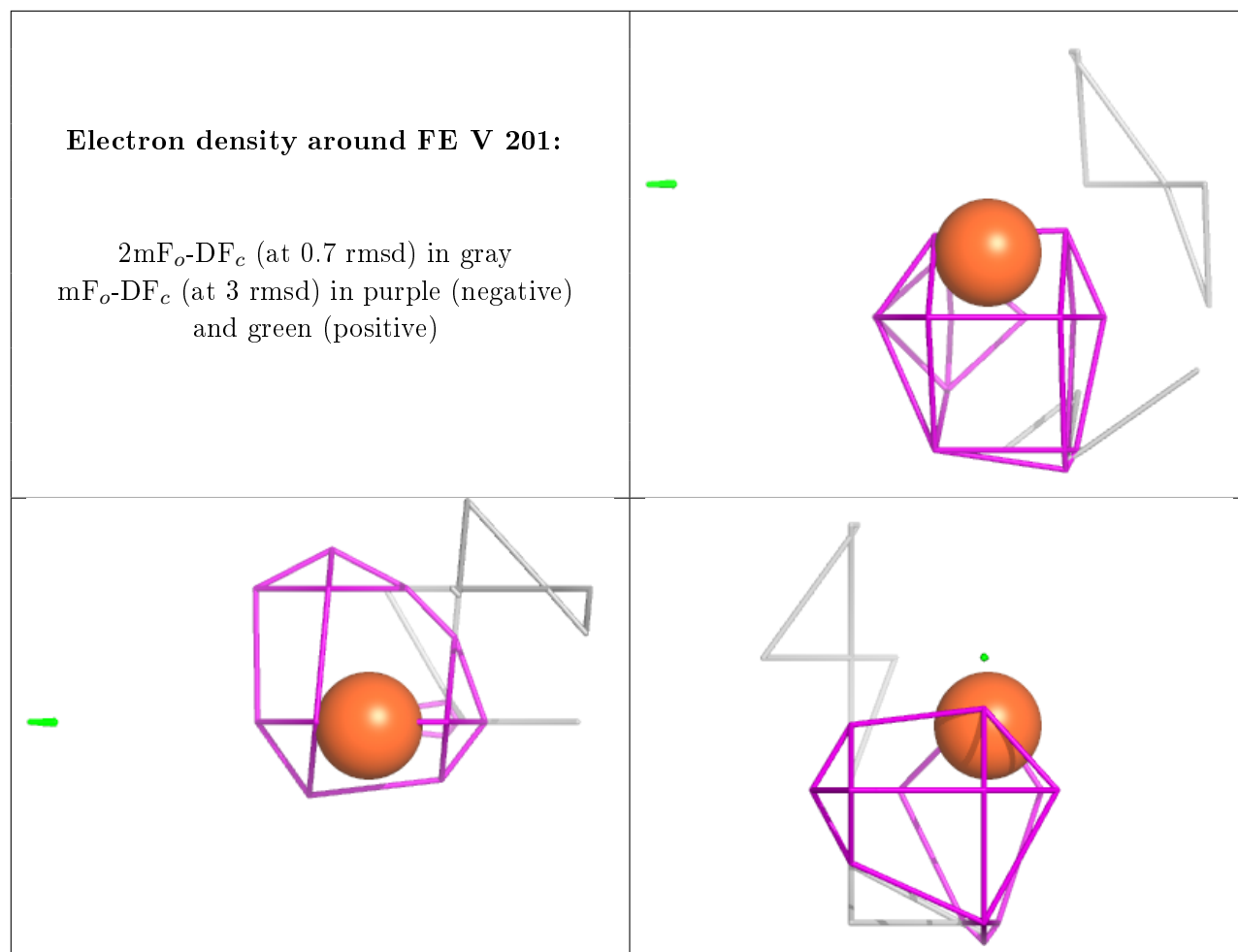


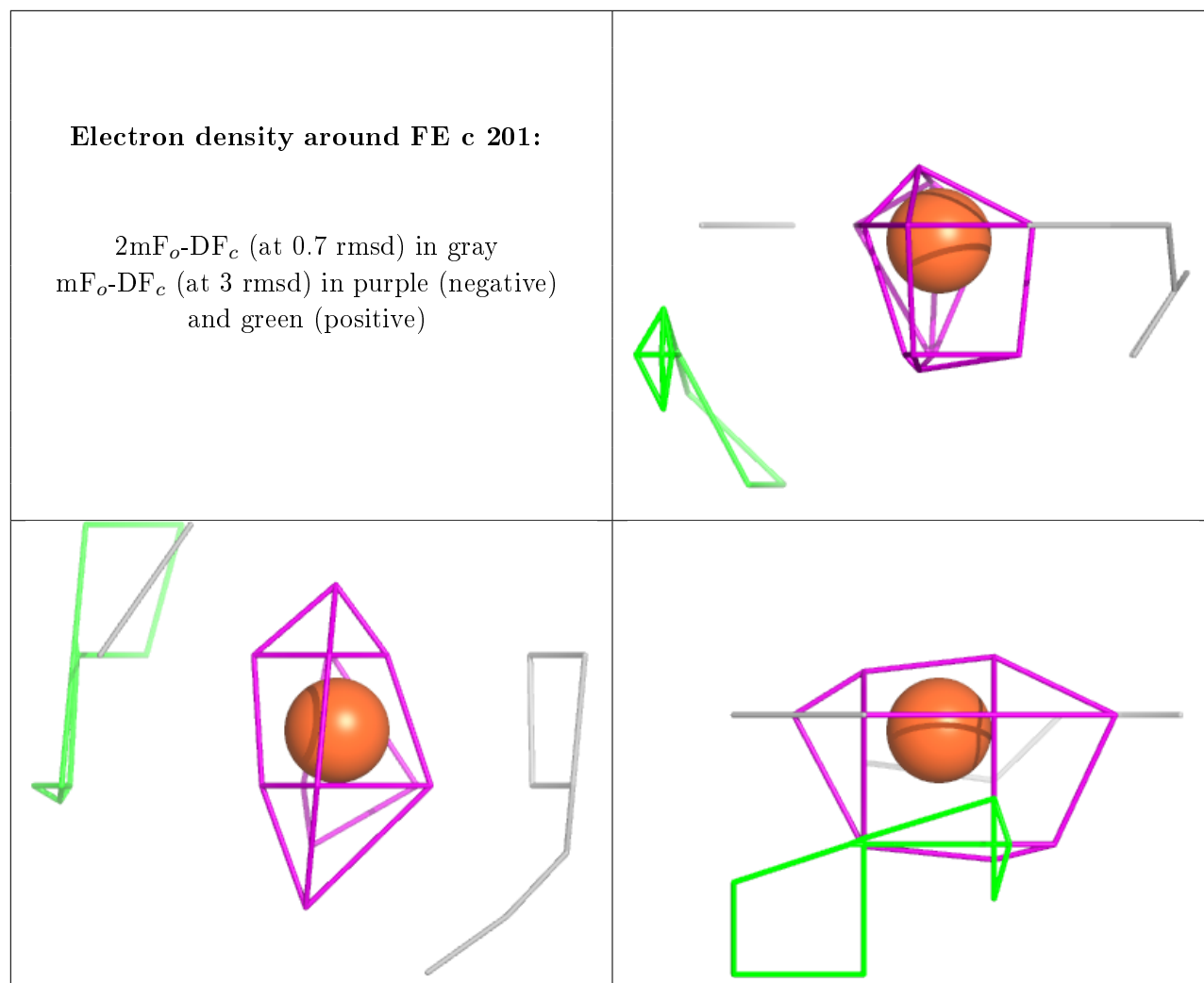
**Electron density around FE O 201:**

$2mF_o-DF_c$  (at 0.7 rmsd) in gray  
 $mF_o-DF_c$  (at 3 rmsd) in purple (negative)  
and green (positive)



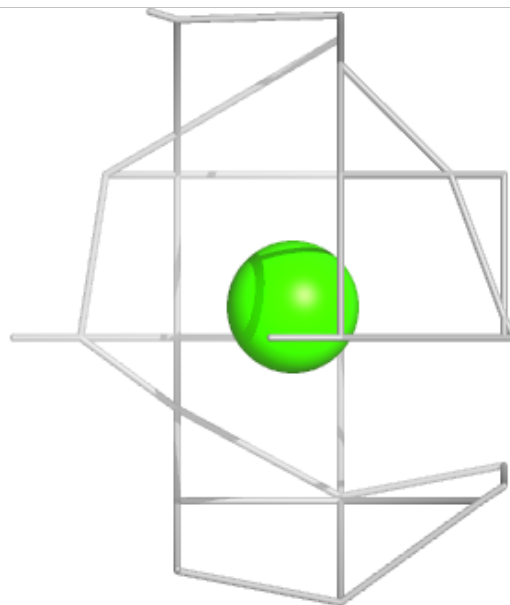
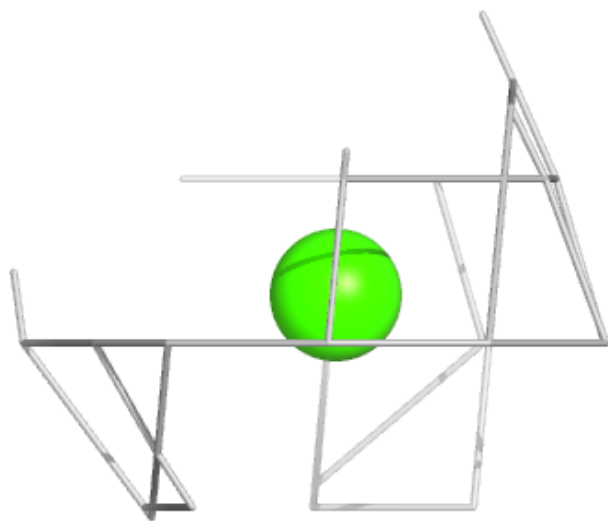
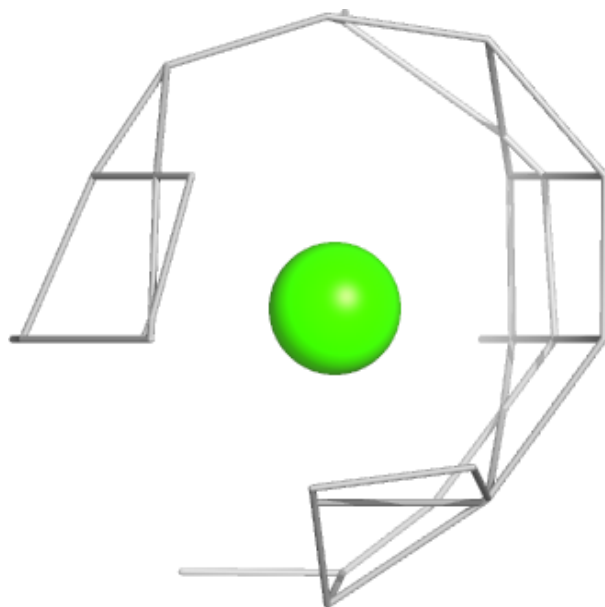






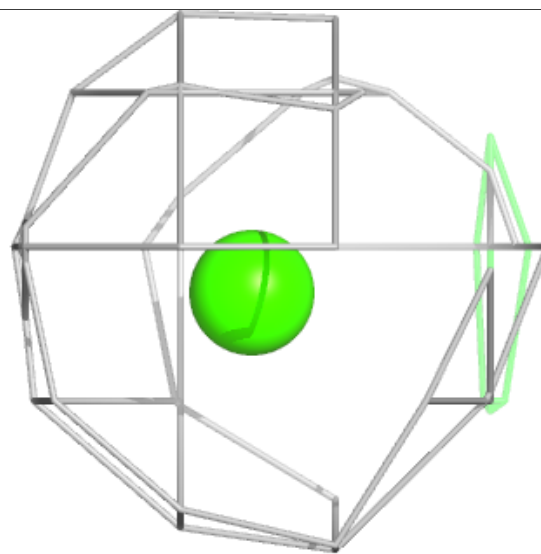
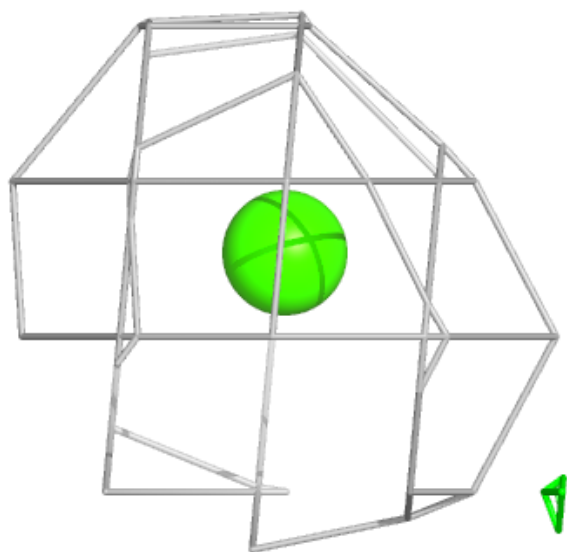
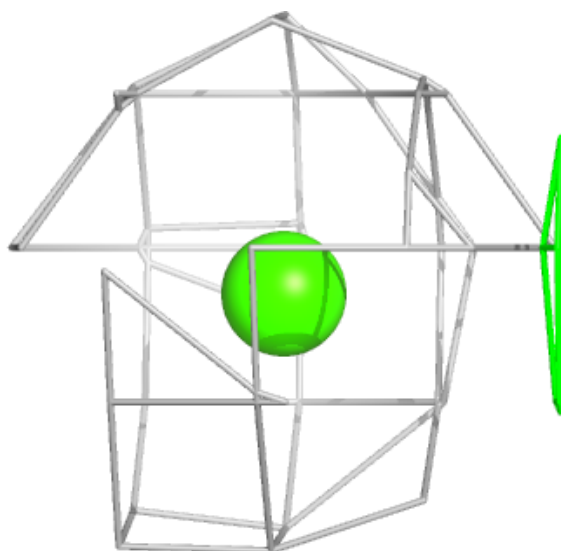
**Electron density around CA Y 202:**

$2mF_o-DF_c$  (at 0.7 rmsd) in gray  
 $mF_o-DF_c$  (at 3 rmsd) in purple (negative)  
and green (positive)



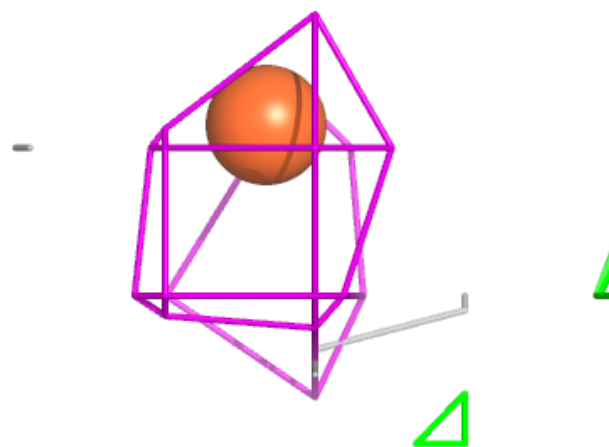
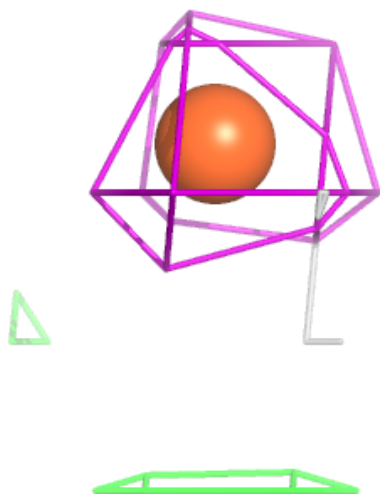
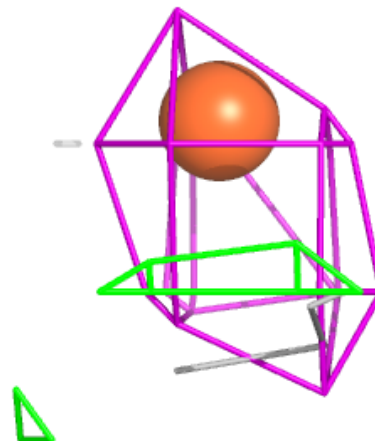
**Electron density around CA K 203:**

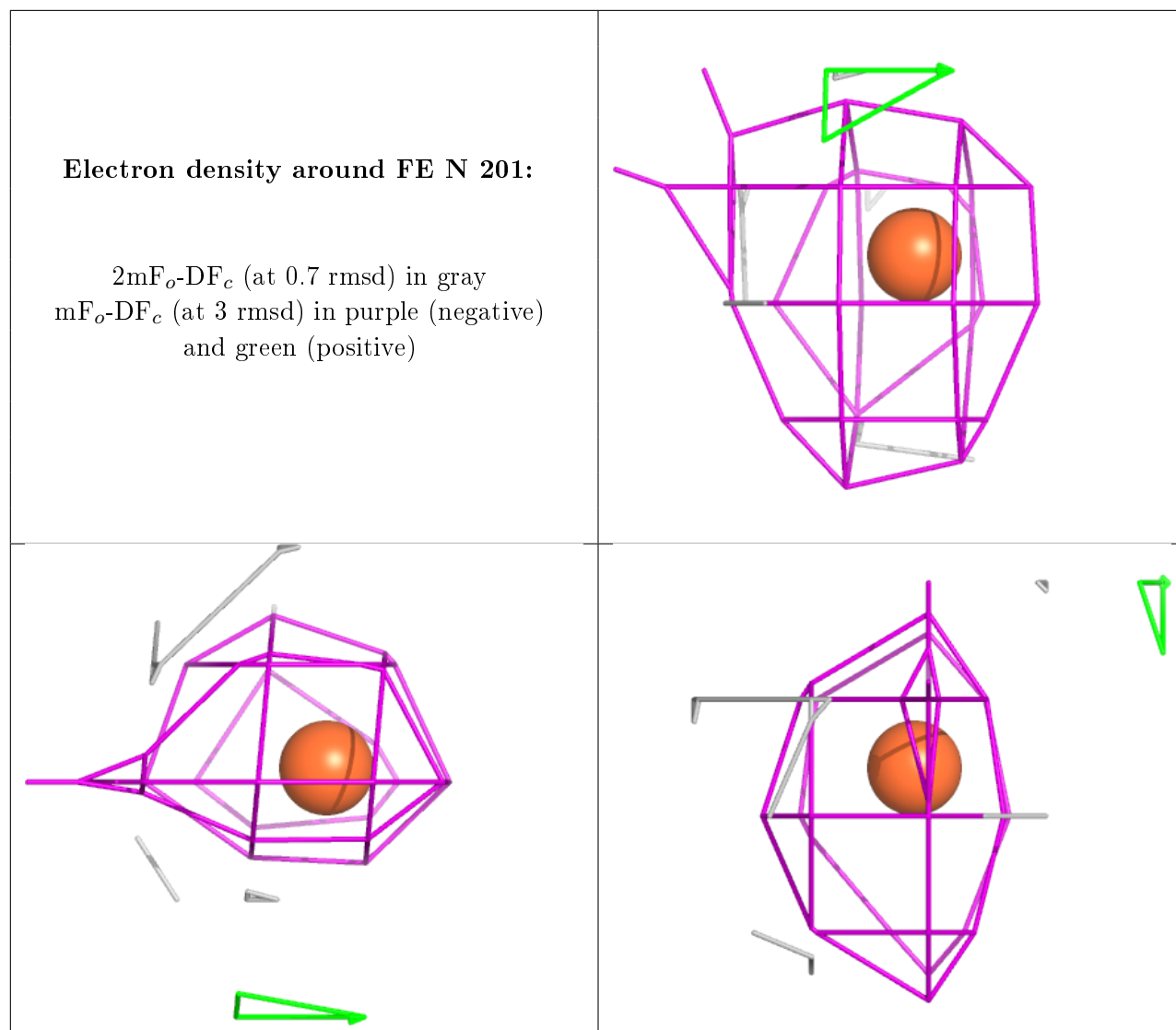
$2mF_o-DF_c$  (at 0.7 rmsd) in gray  
 $mF_o-DF_c$  (at 3 rmsd) in purple (negative)  
and green (positive)

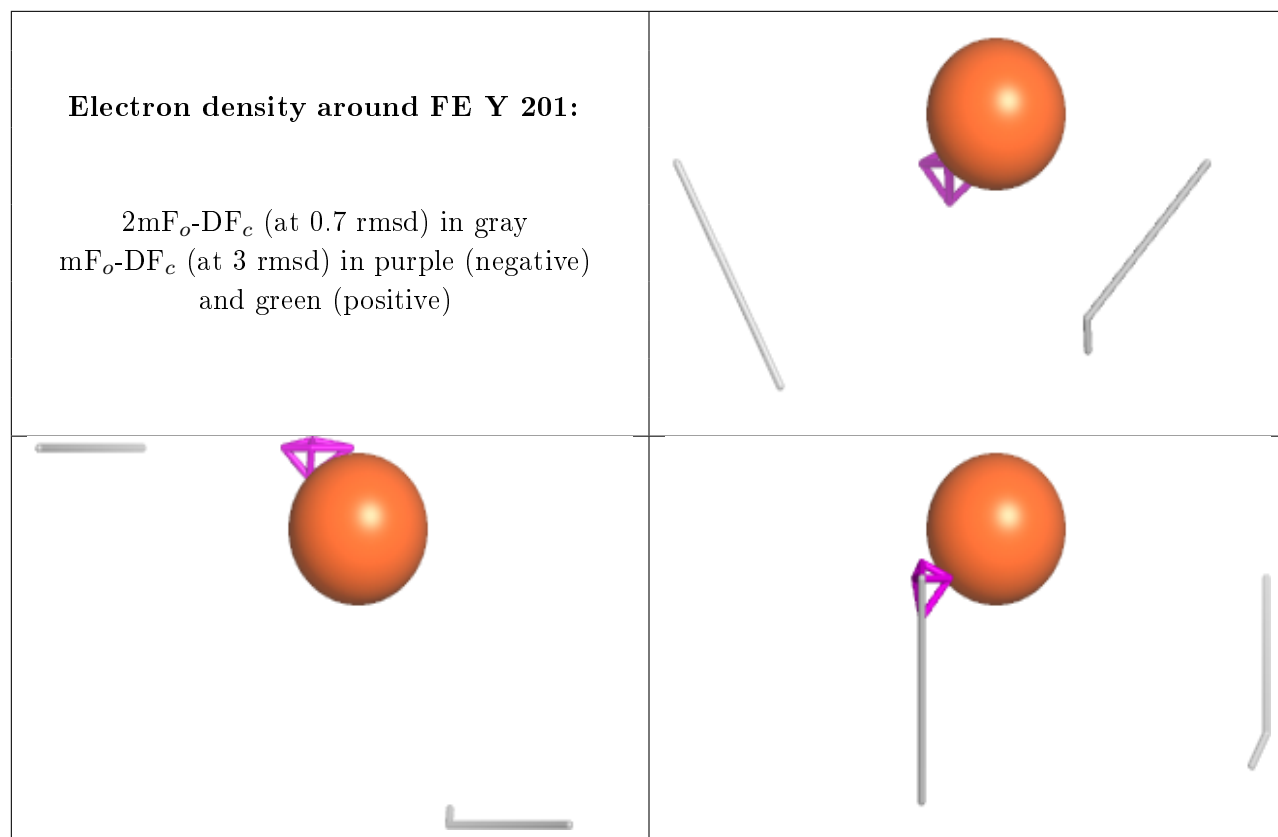


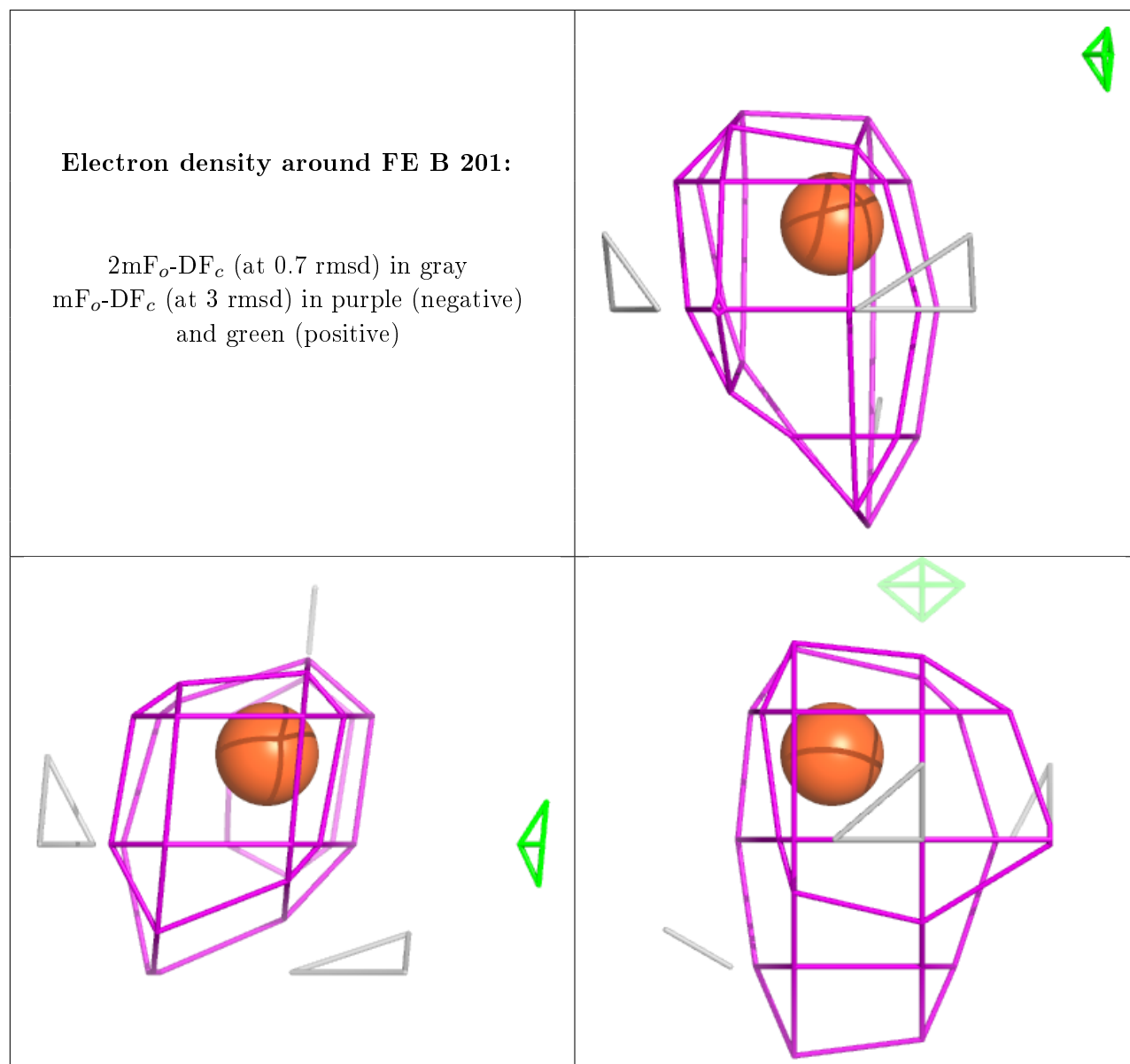
**Electron density around FE U 201:**

$2mF_o-DF_c$  (at 0.7 rmsd) in gray  
 $mF_o-DF_c$  (at 3 rmsd) in purple (negative)  
and green (positive)

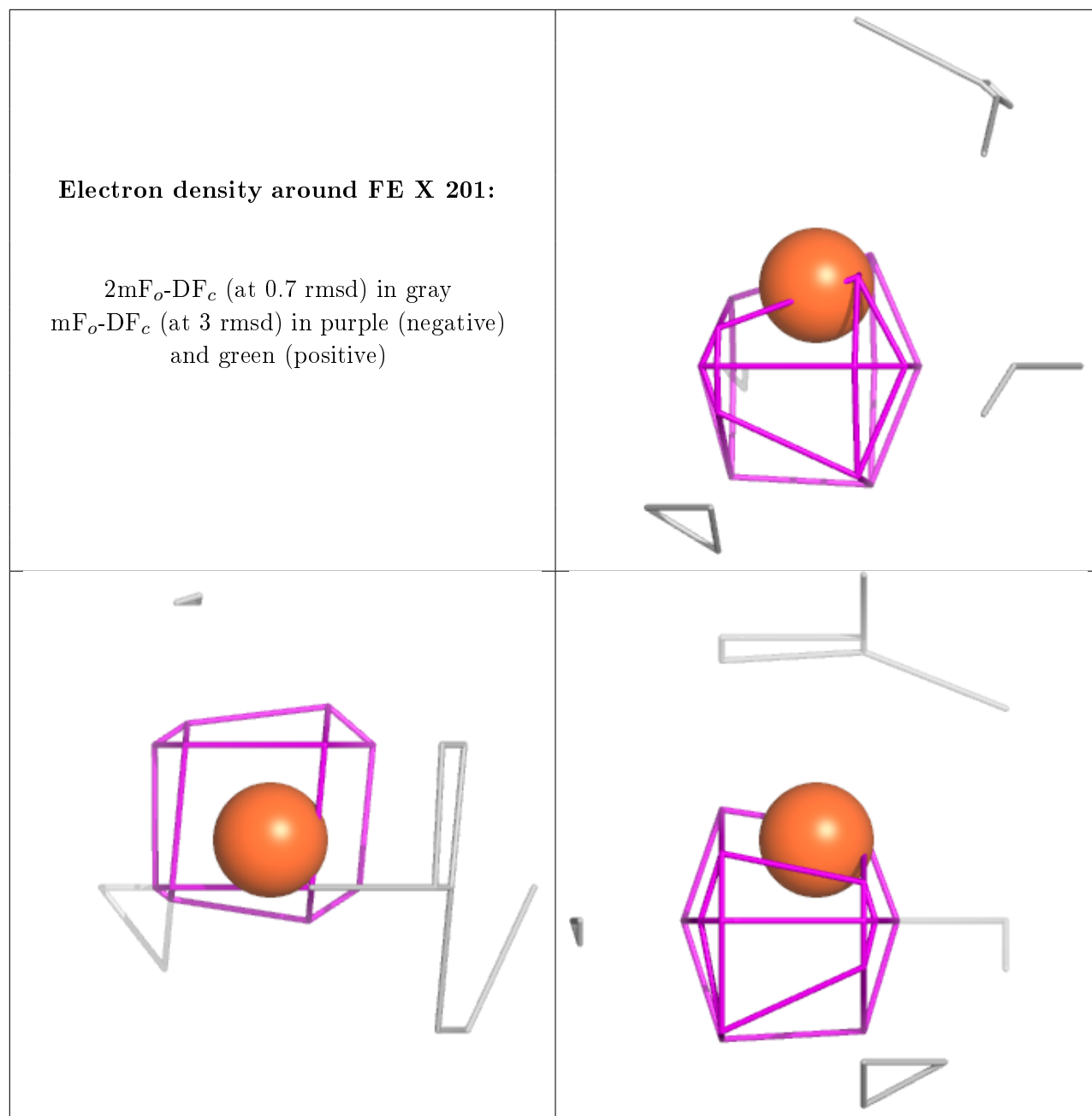


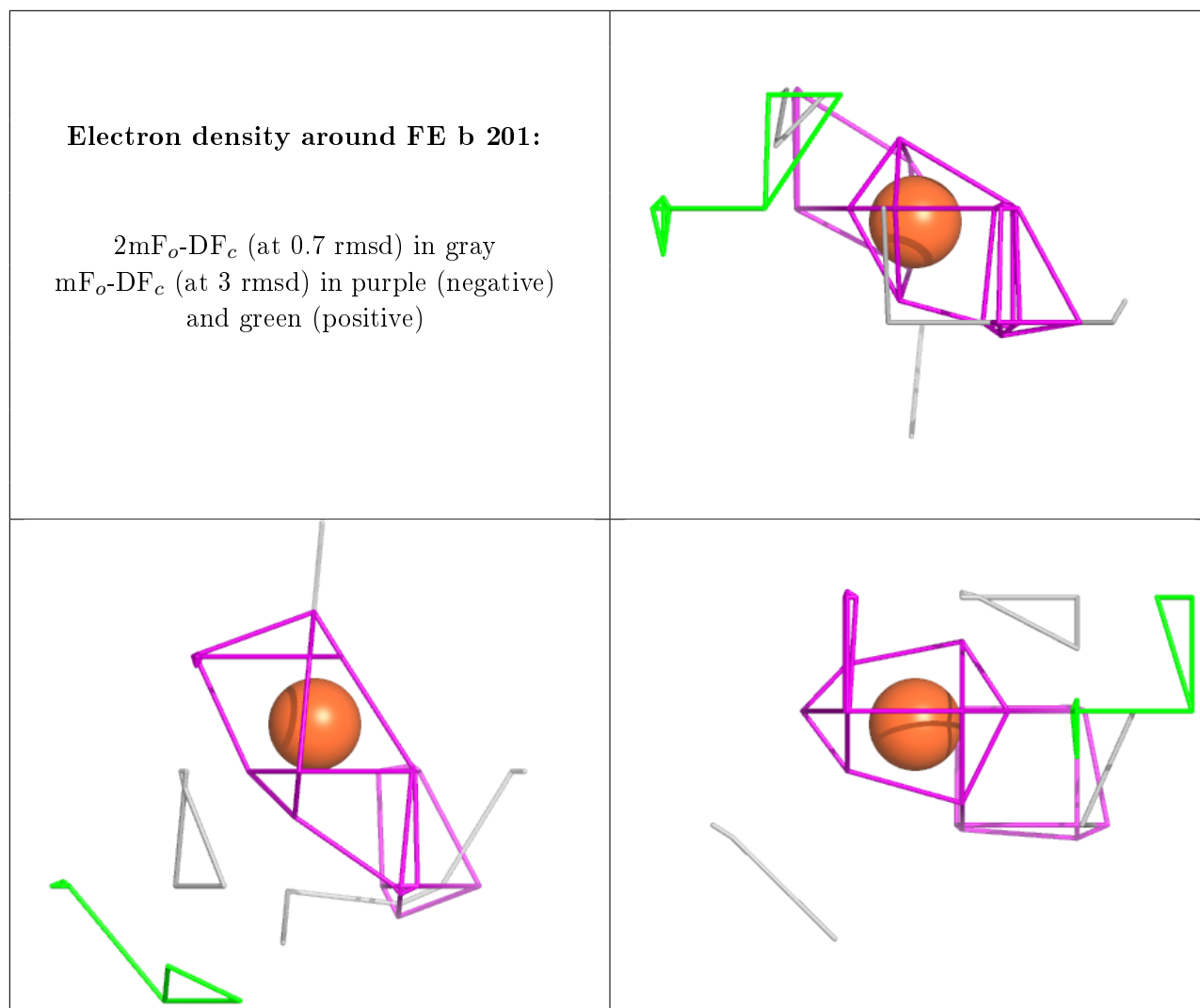


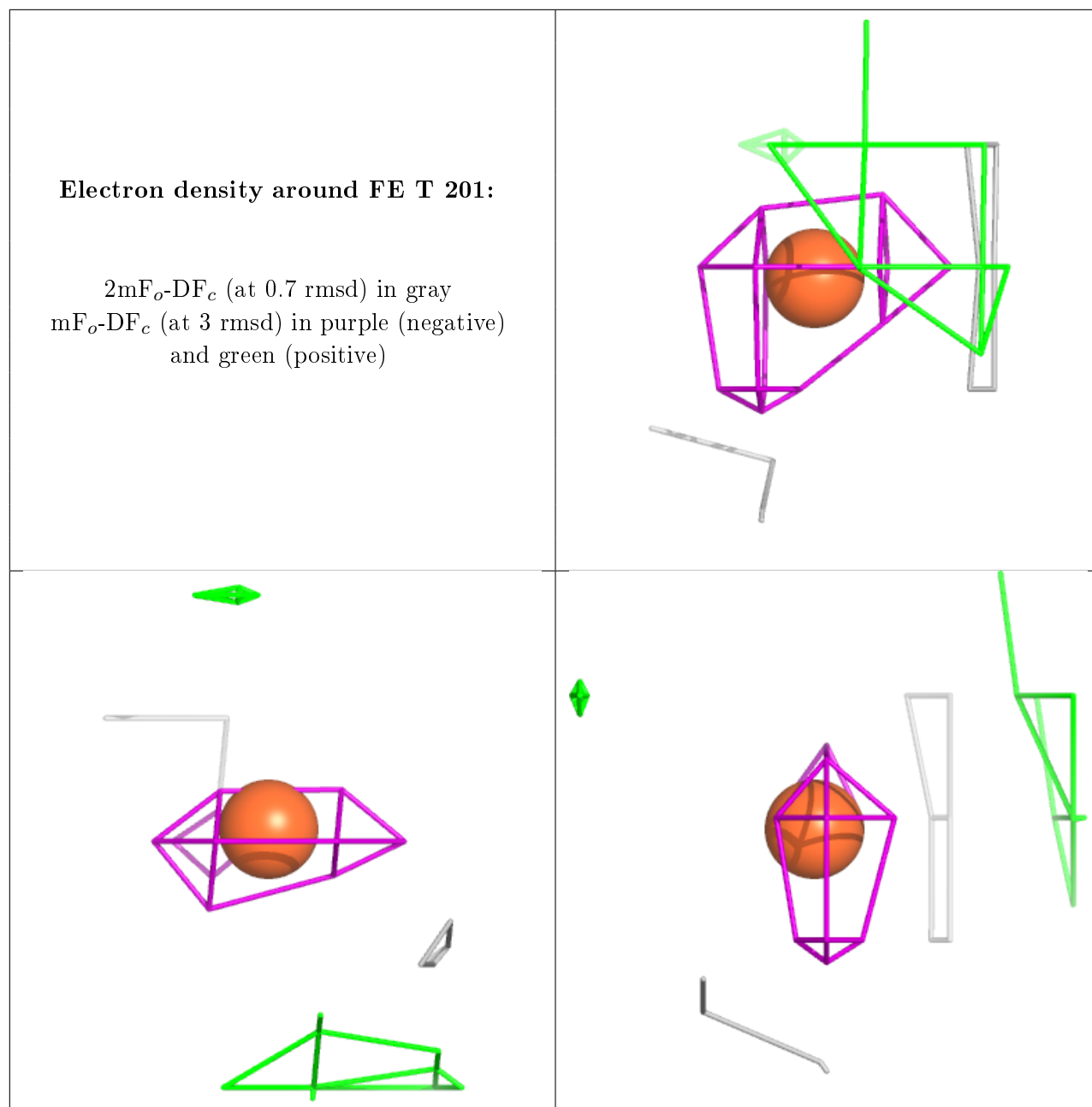


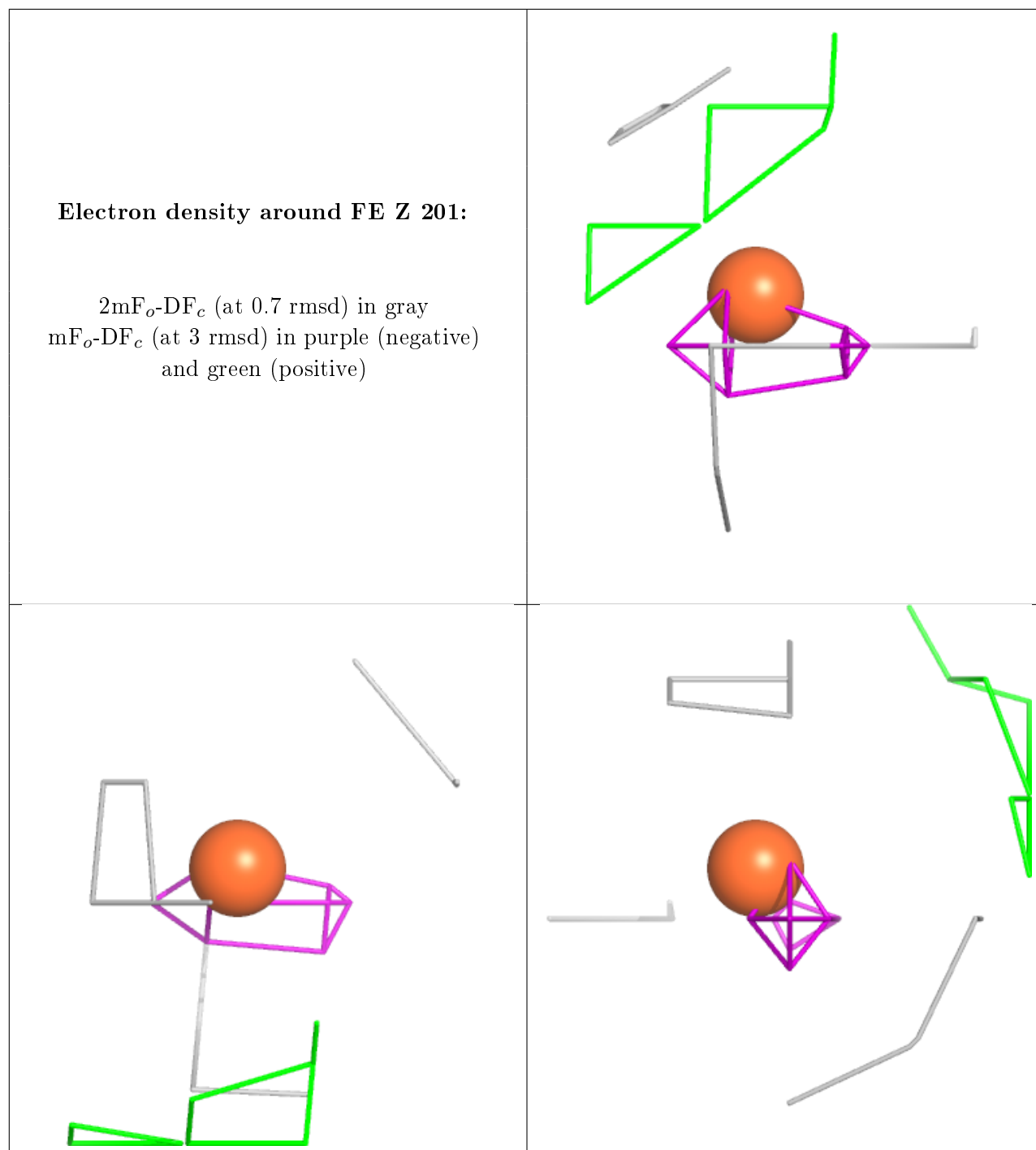






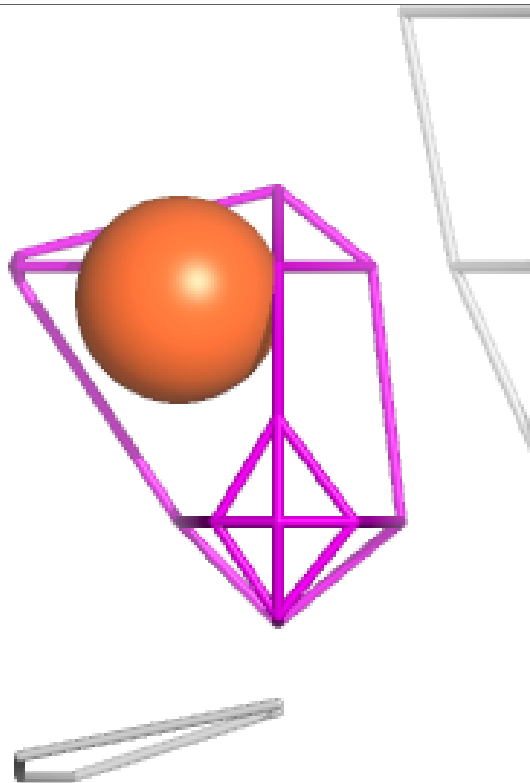
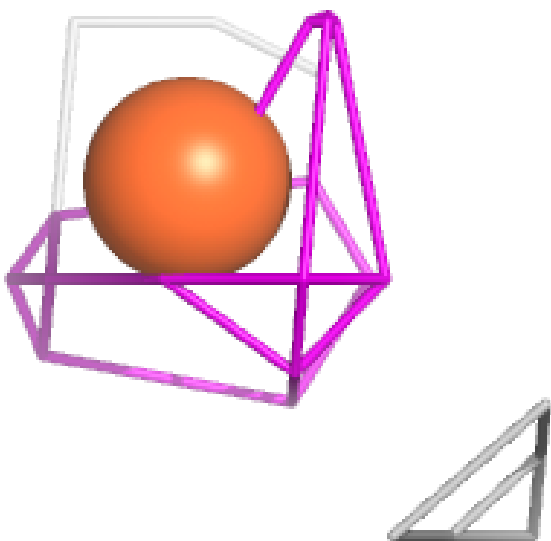
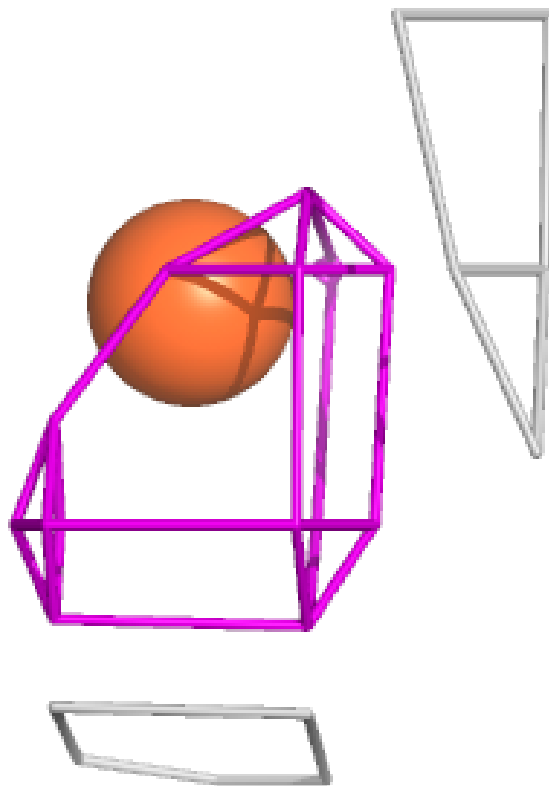






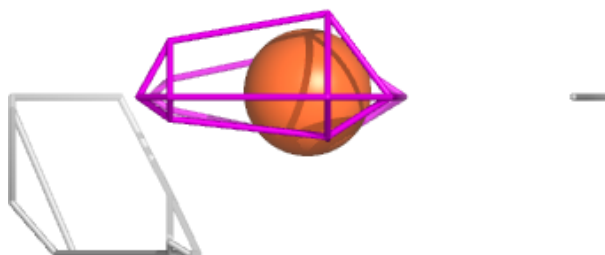
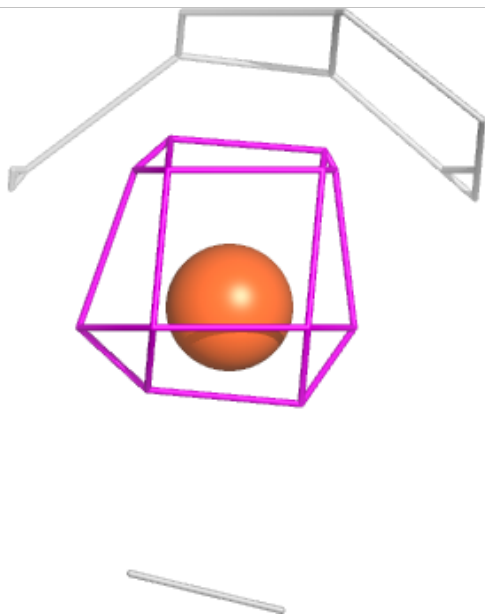
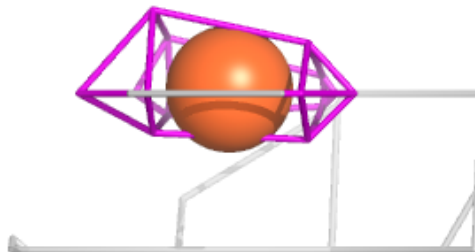
**Electron density around FE F 201:**

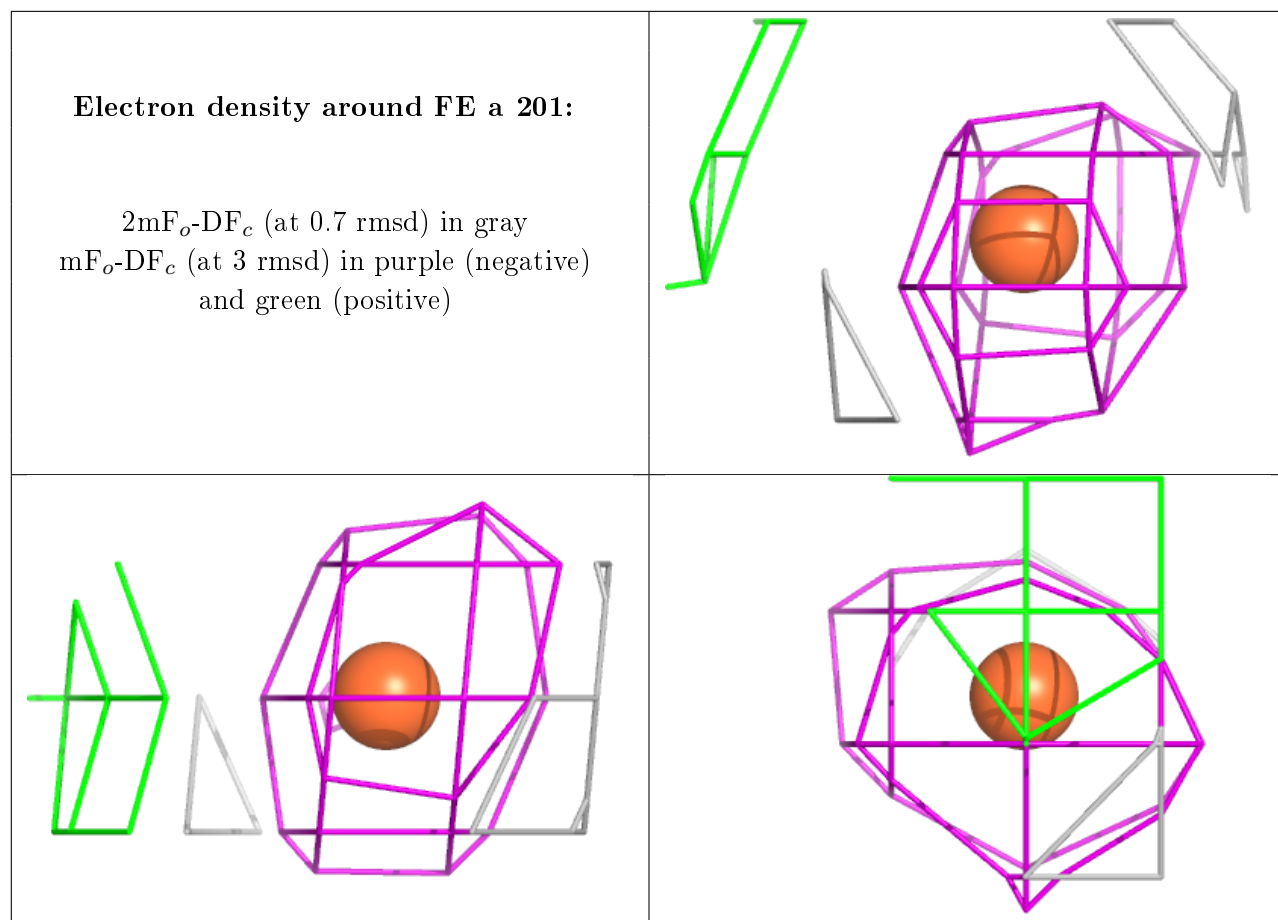
$2mF_o-DF_c$  (at 0.7 rmsd) in gray  
 $mF_o-DF_c$  (at 3 rmsd) in purple (negative)  
and green (positive)



**Electron density around FE Q 201:**

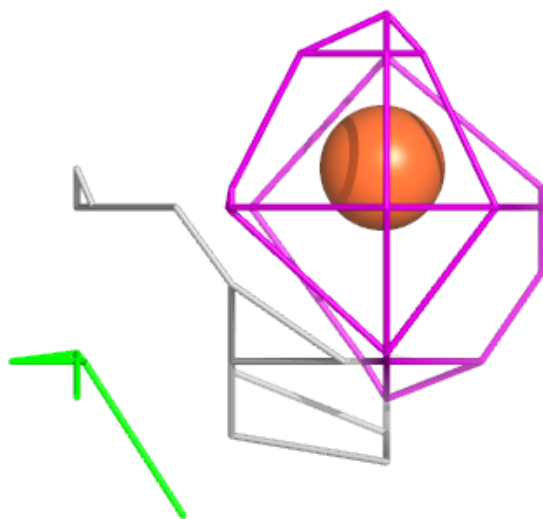
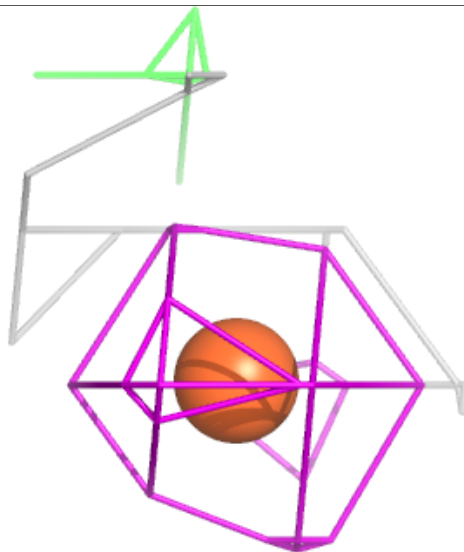
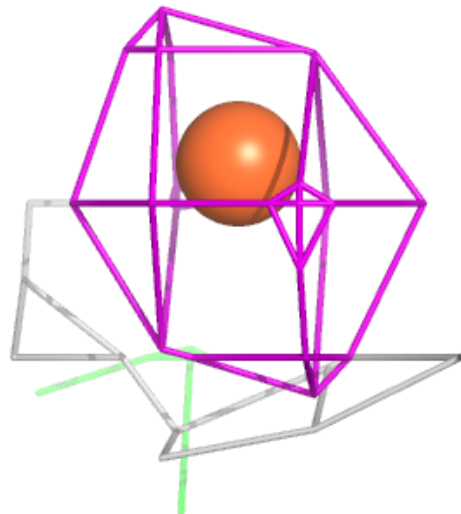
$2mF_o-DF_c$  (at 0.7 rmsd) in gray  
 $mF_o-DF_c$  (at 3 rmsd) in purple (negative)  
and green (positive)





**Electron density around FE P 201:**

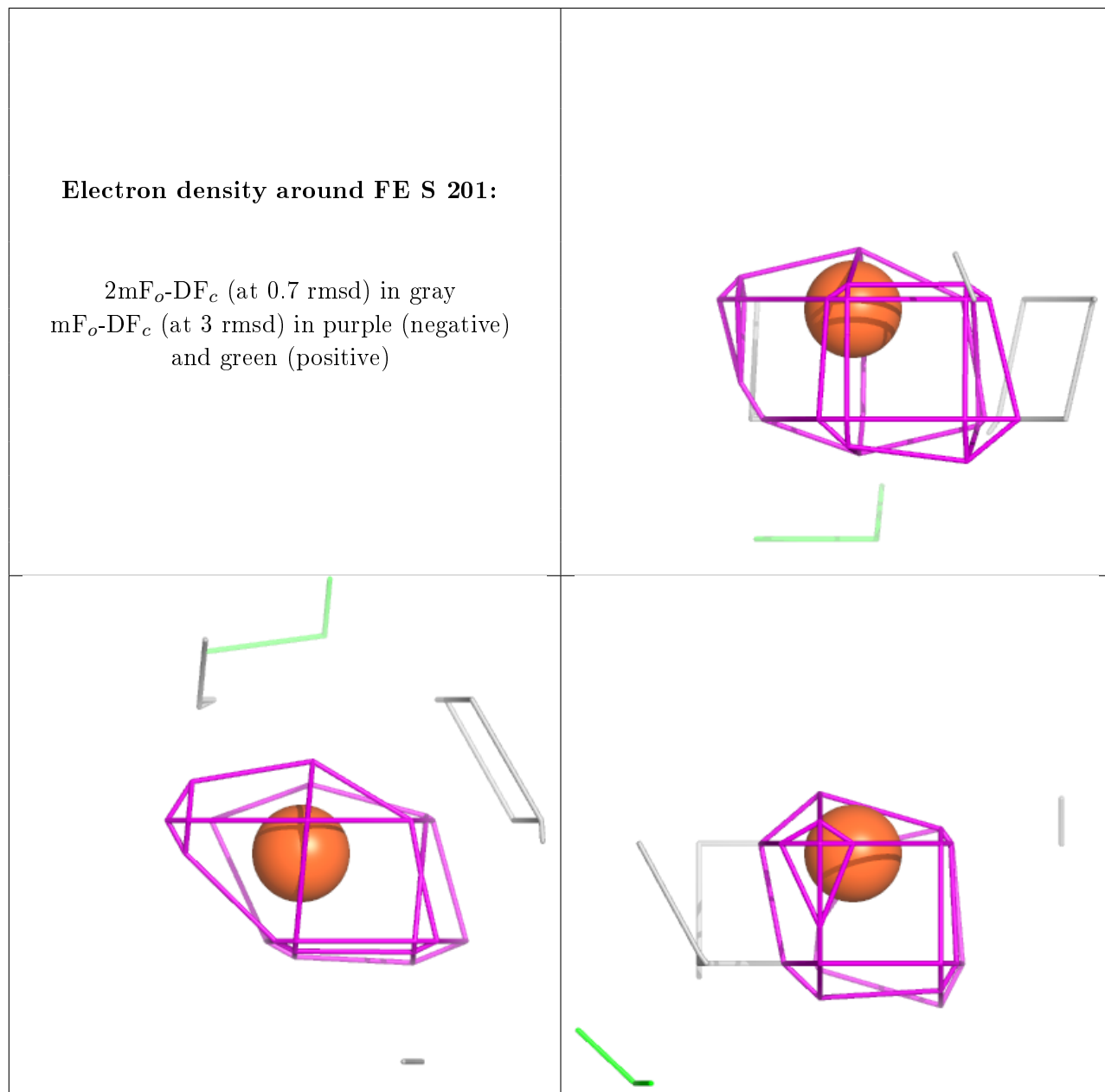
$2mF_o-DF_c$  (at 0.7 rmsd) in gray  
 $mF_o-DF_c$  (at 3 rmsd) in purple (negative)  
and green (positive)





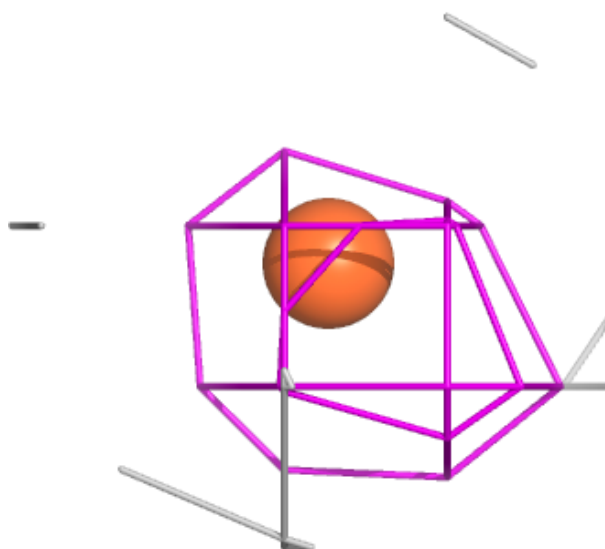
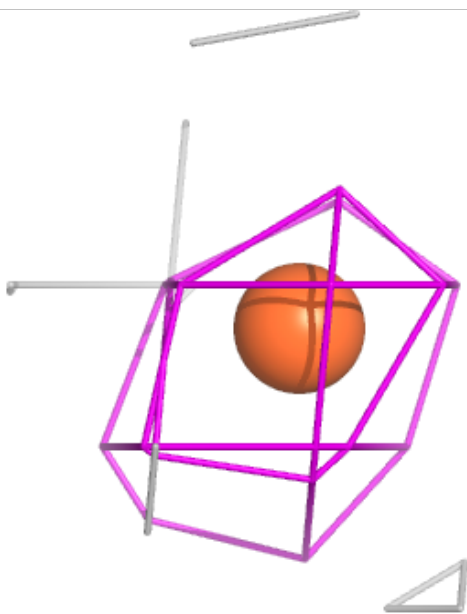
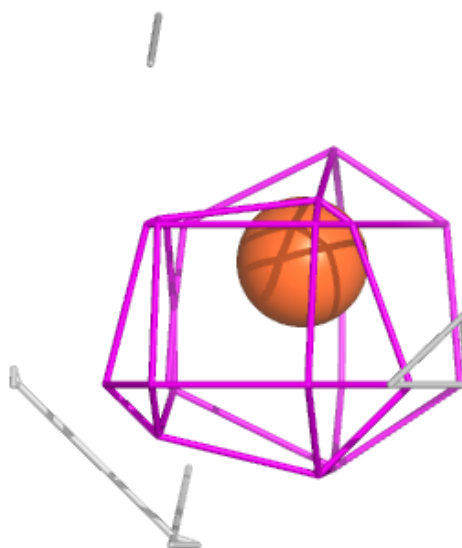
**Electron density around FE S 201:**

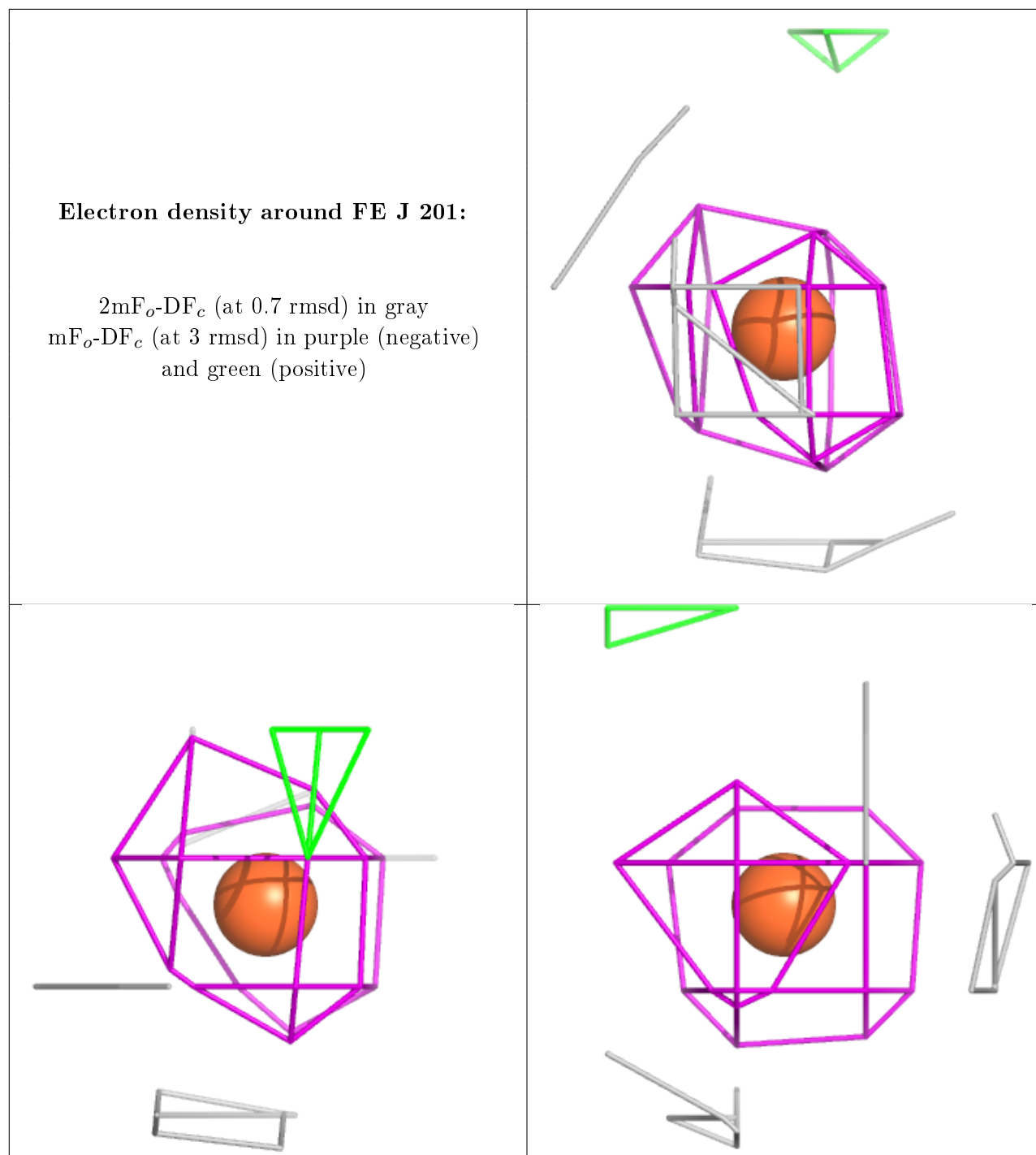
$2mF_o-DF_c$  (at 0.7 rmsd) in gray  
 $mF_o-DF_c$  (at 3 rmsd) in purple (negative)  
and green (positive)



**Electron density around FE H 201:**

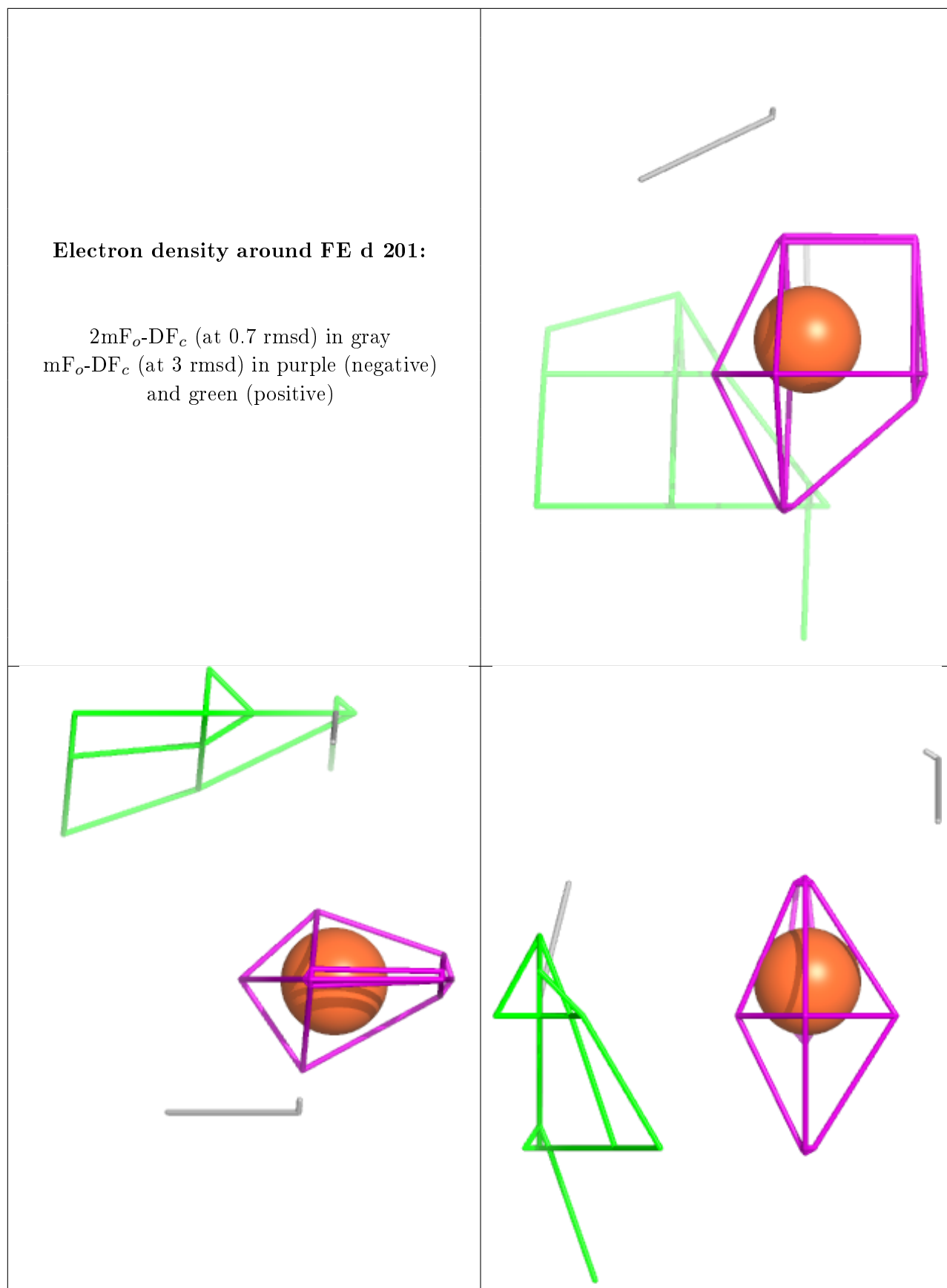
$2mF_o-DF_c$  (at 0.7 rmsd) in gray  
 $mF_o-DF_c$  (at 3 rmsd) in purple (negative)  
and green (positive)

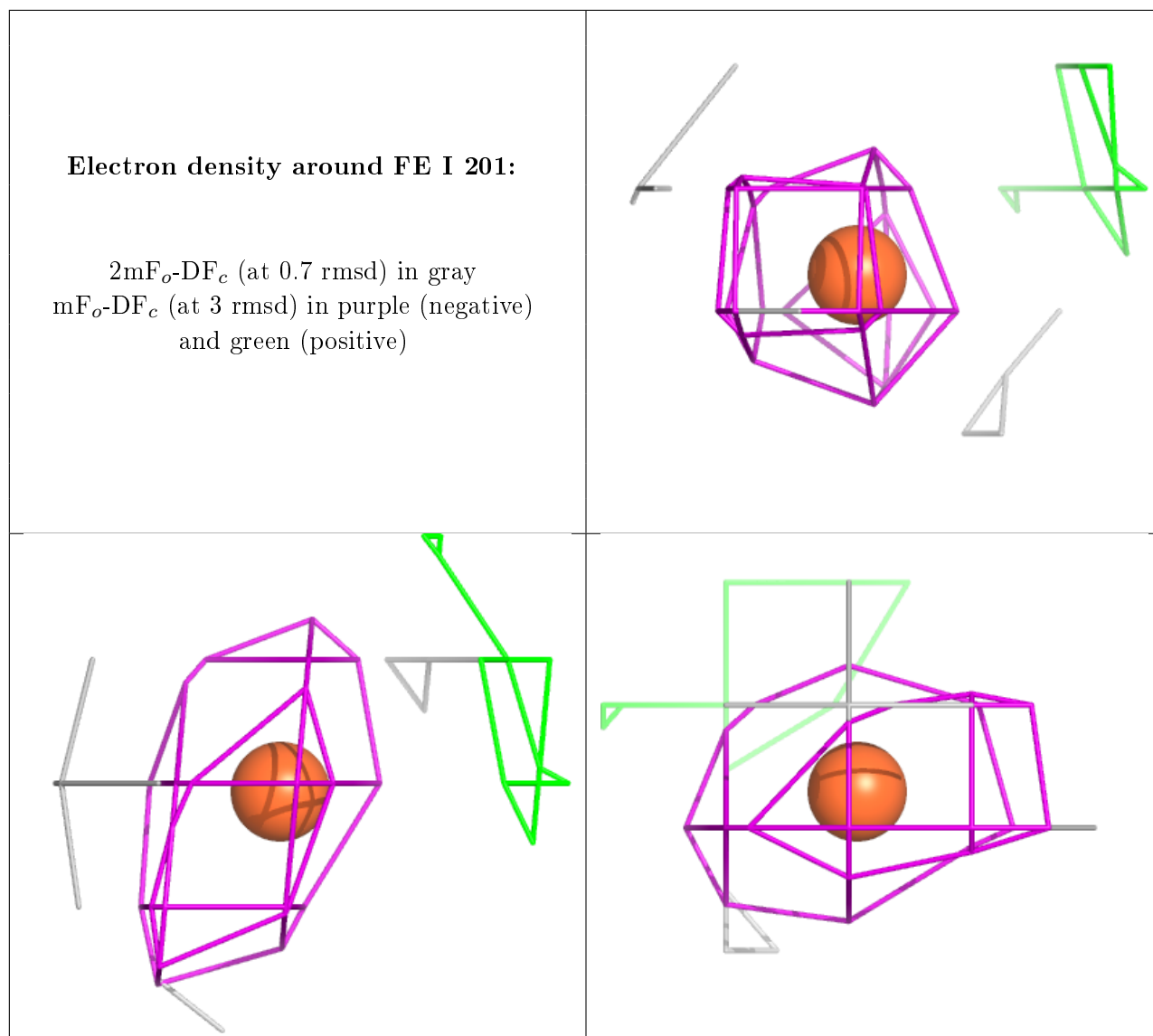


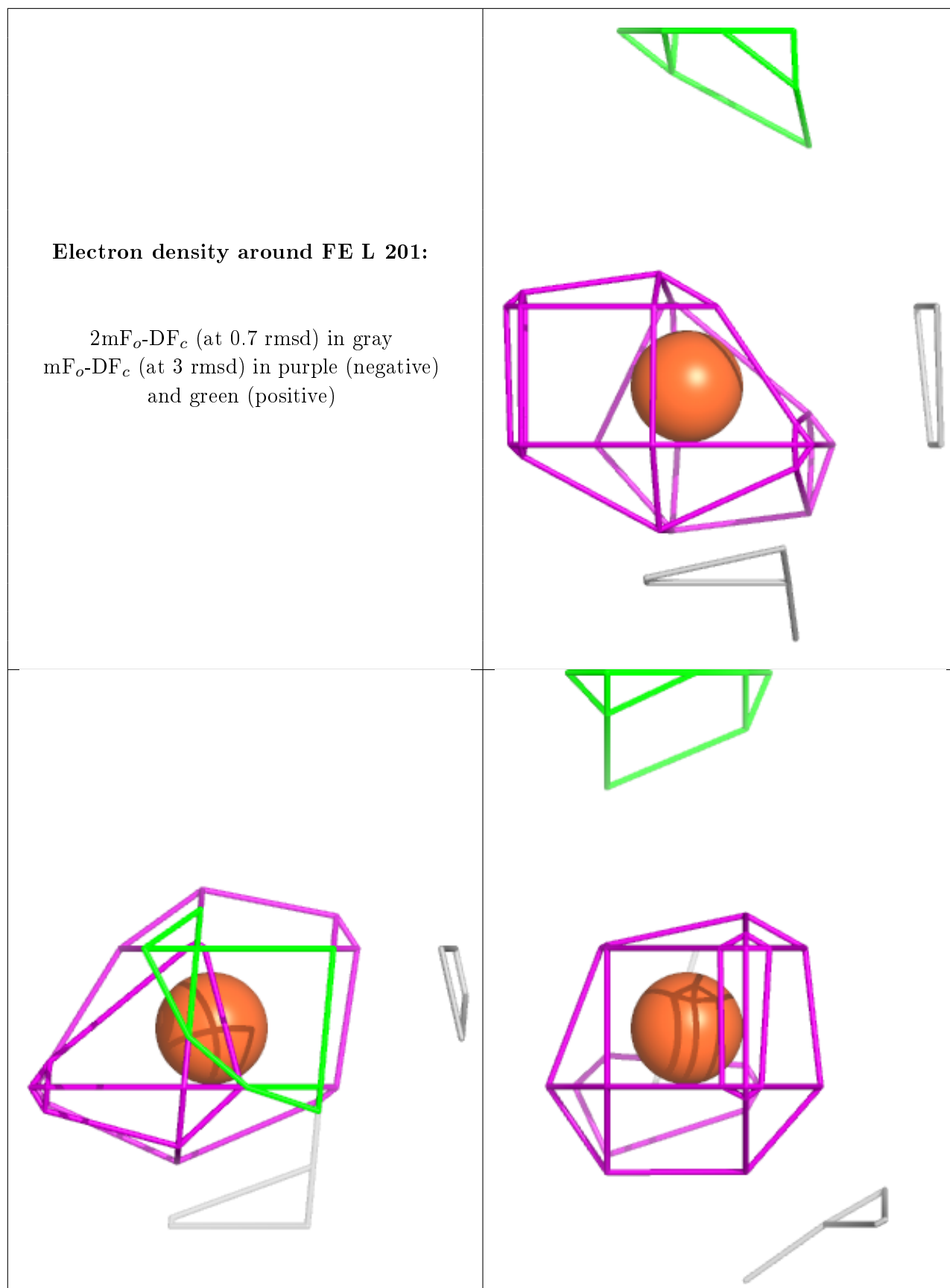


**Electron density around FE d 201:**

$2mF_o-DF_c$  (at 0.7 rmsd) in gray  
 $mF_o-DF_c$  (at 3 rmsd) in purple (negative)  
and green (positive)

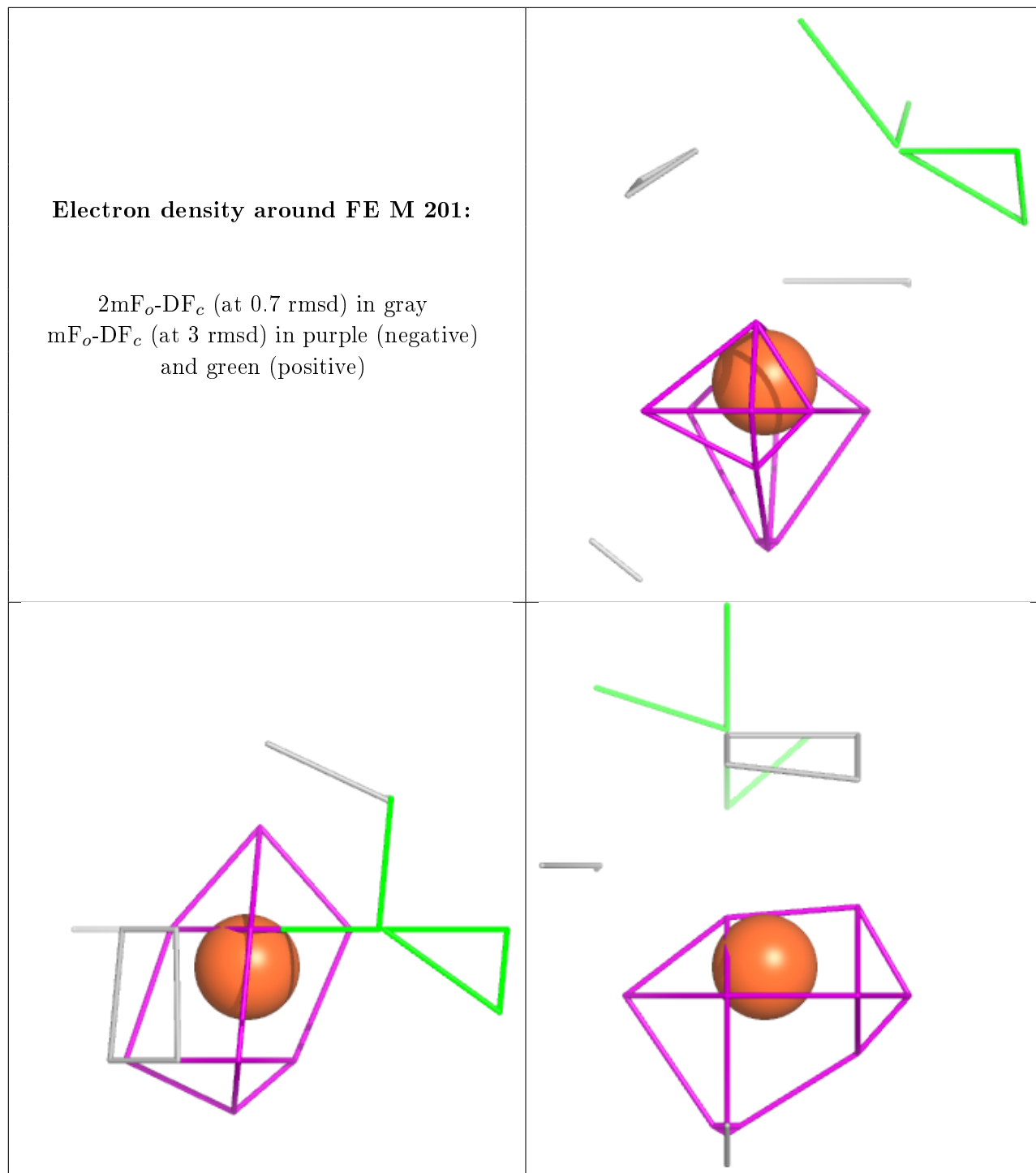


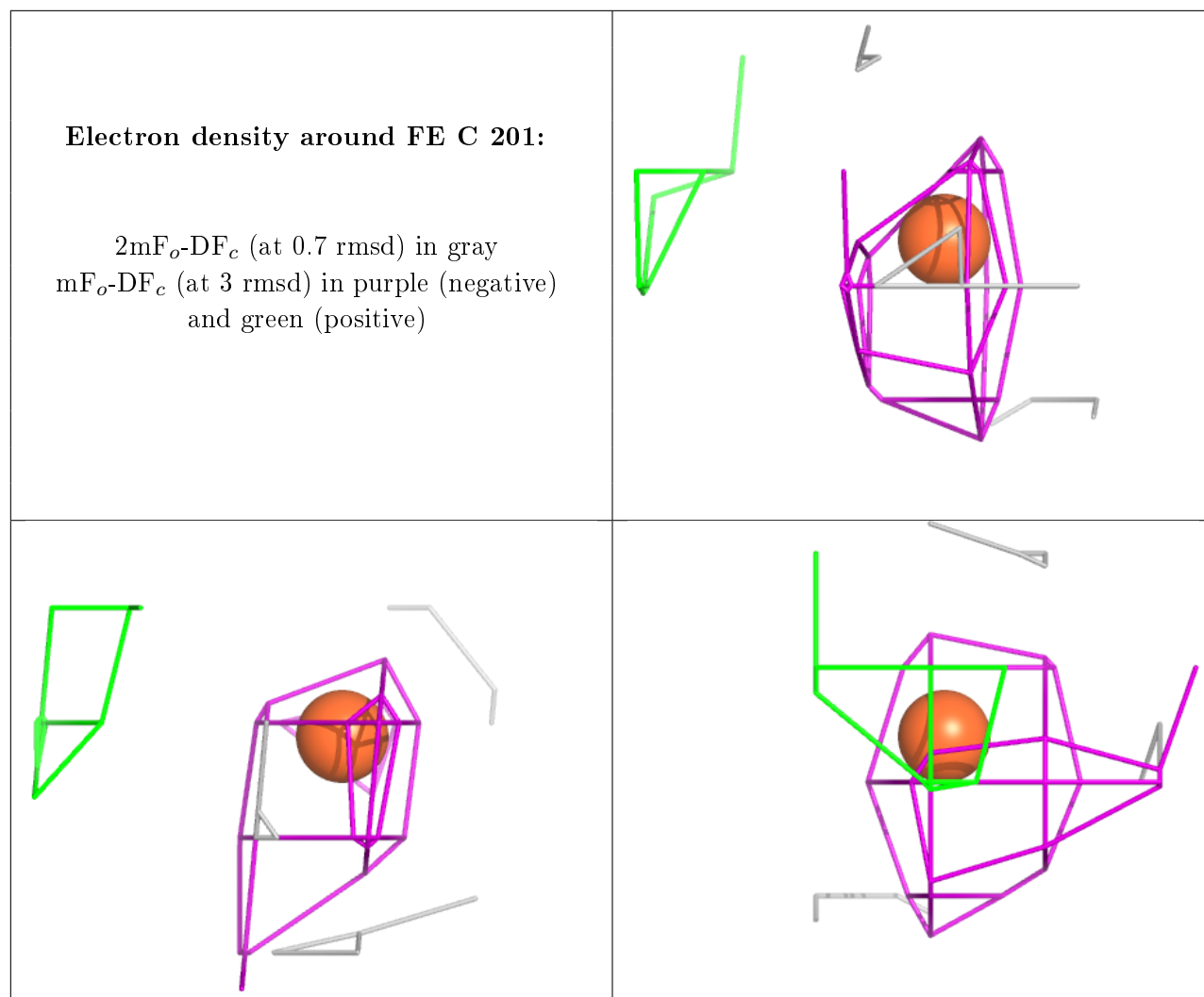




**Electron density around FE M 201:**

$2mF_o-DF_c$  (at 0.7 rmsd) in gray  
 $mF_o-DF_c$  (at 3 rmsd) in purple (negative)  
and green (positive)

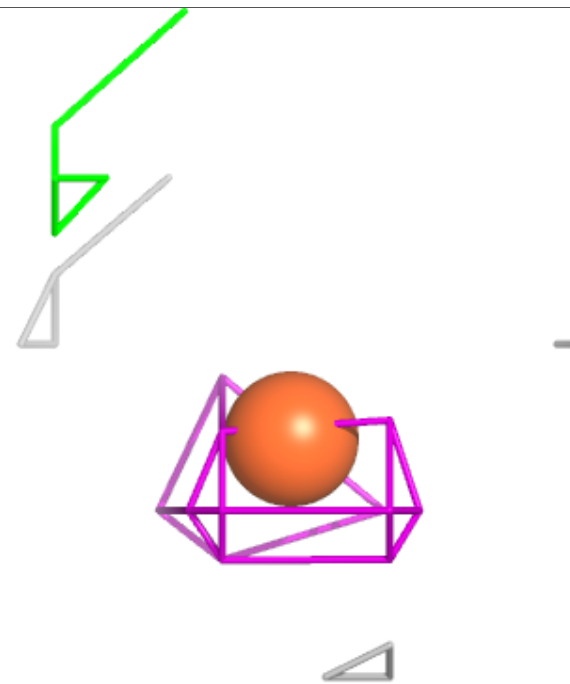
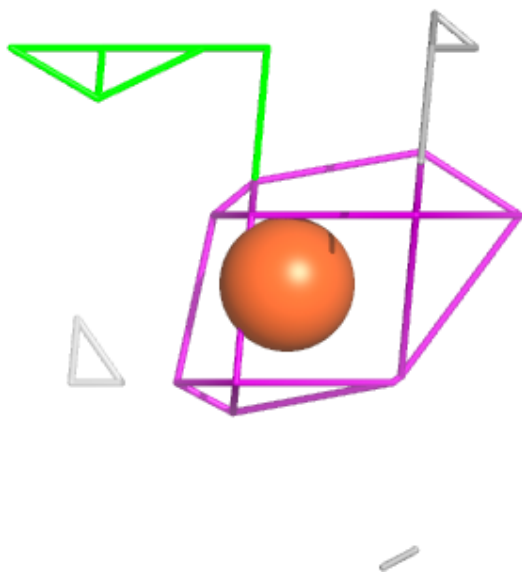
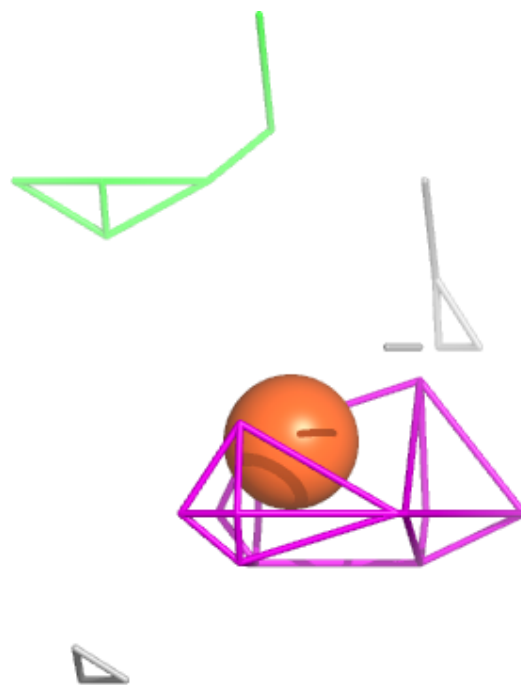






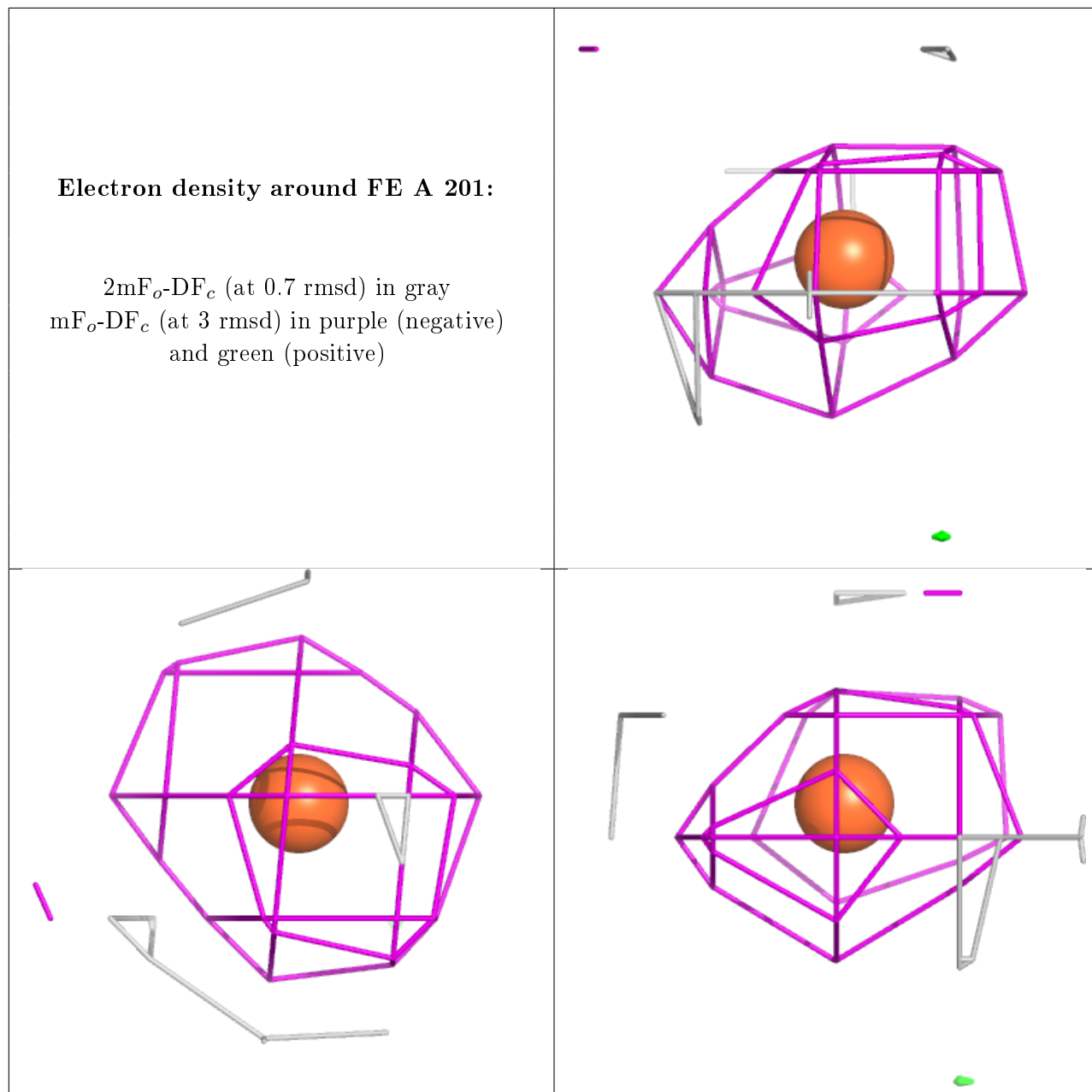
**Electron density around FE K 201:**

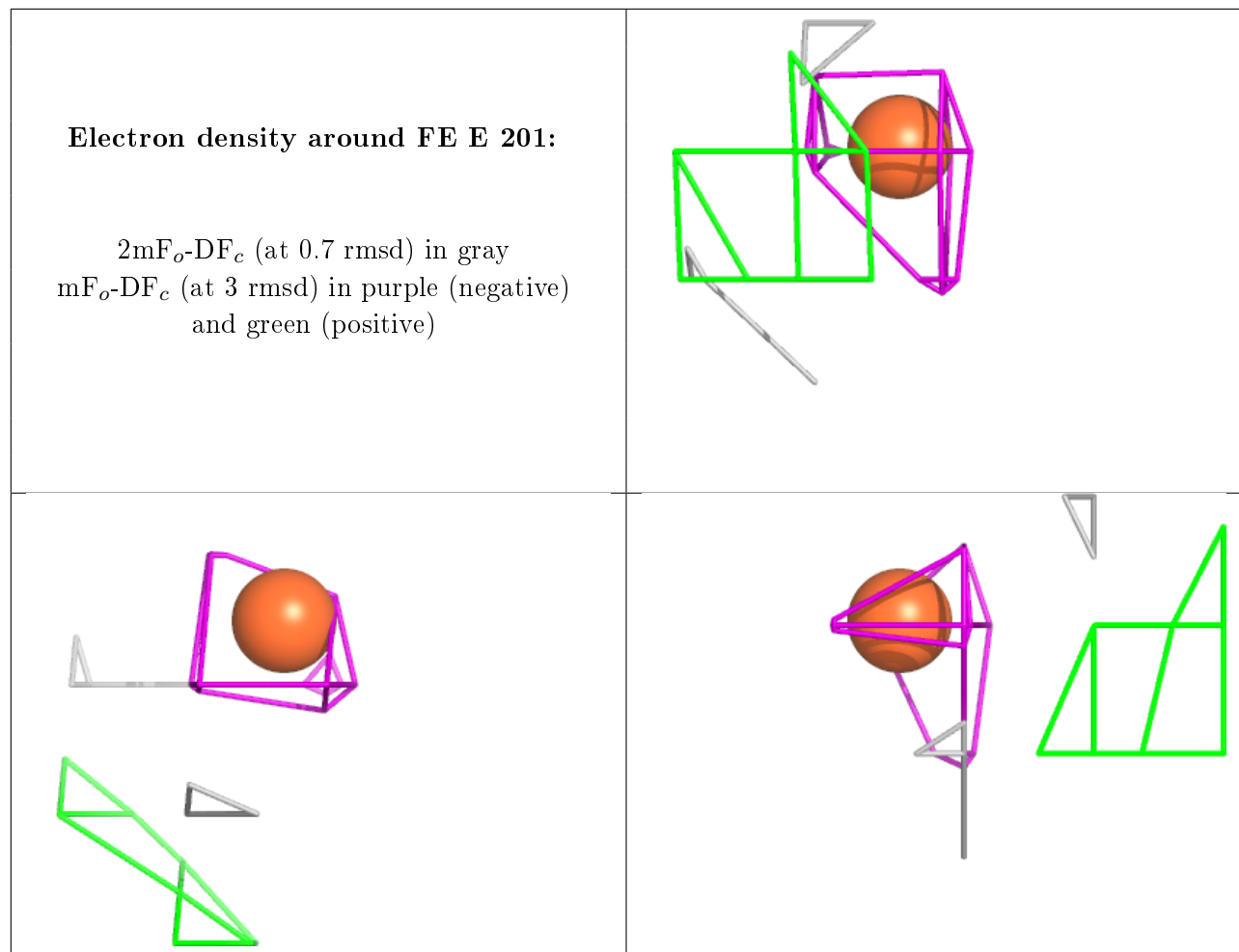
$2mF_o-DF_c$  (at 0.7 rmsd) in gray  
 $mF_o-DF_c$  (at 3 rmsd) in purple (negative)  
and green (positive)



**Electron density around FE A 201:**

$2mF_o-DF_c$  (at 0.7 rmsd) in gray  
 $mF_o-DF_c$  (at 3 rmsd) in purple (negative)  
and green (positive)





## 6.5 Other polymers [i](#)

There are no such residues in this entry.