



Full wwPDB X-ray Structure Validation Report ⓘ

Sep 3, 2023 – 04:15 AM EDT

PDB ID : 3R6Y
Title : Crystal structure of chymotrypsin-treated aspartase from Bacillus sp. YM55-1
Authors : Fibriansah, G.; Puthan Veetil, V.; Poelarends, G.J.; Thunnissen, A.-M.W.H.
Deposited on : 2011-03-22
Resolution : 3.00 Å(reported)

This is a Full wwPDB X-ray Structure Validation Report for a publicly released PDB entry.

We welcome your comments at validation@mail.wwpdb.org

A user guide is available at

<https://www.wwpdb.org/validation/2017/XrayValidationReportHelp>

with specific help available everywhere you see the ⓘ symbol.

The types of validation reports are described at

<http://www.wwpdb.org/validation/2017/FAQs#types>.

The following versions of software and data (see [references ⓘ](#)) were used in the production of this report:

MolProbity : 4.02b-467
Xtriage (Phenix) : 1.13
EDS : 2.35
Percentile statistics : 20191225.v01 (using entries in the PDB archive December 25th 2019)
Refmac : 5.8.0158
CCP4 : 7.0.044 (Gargrove)
Ideal geometry (proteins) : Engh & Huber (2001)
Ideal geometry (DNA, RNA) : Parkinson et al. (1996)
Validation Pipeline (wwPDB-VP) : 2.35

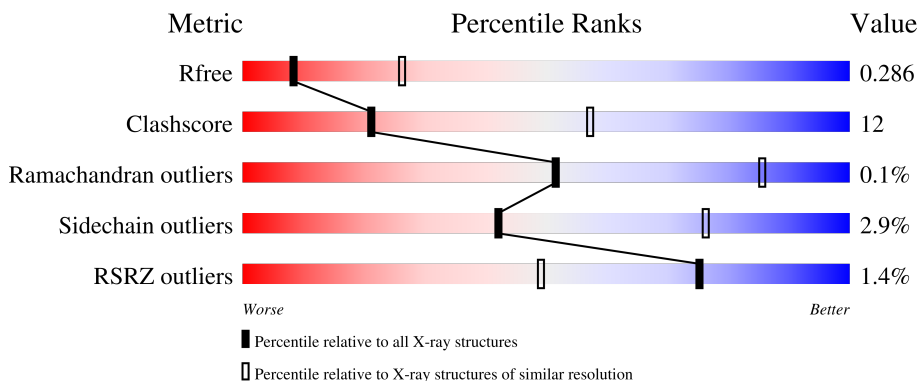
1 Overall quality at a glance

The following experimental techniques were used to determine the structure:

X-RAY DIFFRACTION

The reported resolution of this entry is 3.00 Å.

Percentile scores (ranging between 0-100) for global validation metrics of the entry are shown in the following graphic. The table shows the number of entries on which the scores are based.



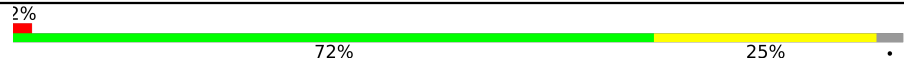


Metric	Whole archive (#Entries)	Similar resolution (#Entries, resolution range(Å))
R_{free}	130704	2092 (3.00-3.00)
Clashscore	141614	2416 (3.00-3.00)
Ramachandran outliers	138981	2333 (3.00-3.00)
Sidechain outliers	138945	2336 (3.00-3.00)
RSRZ outliers	127900	1990 (3.00-3.00)

The table below summarises the geometric issues observed across the polymeric chains and their fit to the electron density. The red, orange, yellow and green segments of the lower bar indicate the fraction of residues that contain outliers for ≥ 3 , 2, 1 and 0 types of geometric quality criteria respectively. A grey segment represents the fraction of residues that are not modelled. The numeric value for each fraction is indicated below the corresponding segment, with a dot representing fractions $\leq 5\%$. The upper red bar (where present) indicates the fraction of residues that have poor fit to the electron density. The numeric value is given above the bar.

Mol	Chain	Length	Quality of chain
1	A	401	 73% 24% . .
1	B	401	 75% 22% . .
1	C	401	 75% 20% .
1	D	401	 76% 21% .
1	E	401	 74% 23% .

Continued on next page...

Continued from previous page...

Mol	Chain	Length	Quality of chain
1	F	401	 <p>2% 72% 25% .</p>
1	G	401	 <p>70% 25% . .</p>
1	H	401	 <p>72% 24% . .</p>

2 Entry composition [i](#)

There are 3 unique types of molecules in this entry. The entry contains 23984 atoms, of which 0 are hydrogens and 0 are deuteriums.

In the tables below, the ZeroOcc column contains the number of atoms modelled with zero occupancy, the AltConf column contains the number of residues with at least one atom in alternate conformation and the Trace column contains the number of residues modelled with at most 2 atoms.

- Molecule 1 is a protein called Aspartase.

Mol	Chain	Residues	Atoms					ZeroOcc	AltConf	Trace
			Total	C	N	O	S			
1	A	390	3000	1892	511	578	19	0	0	0
1	B	390	3000	1892	511	578	19	0	0	0
1	C	383	2952	1862	503	569	18	0	0	0
1	D	390	3000	1892	511	578	19	0	0	0
1	E	391	3009	1897	512	581	19	0	0	0
1	F	390	3000	1892	511	578	19	0	0	0
1	G	384	2961	1867	504	572	18	0	0	0
1	H	390	3000	1892	511	578	19	0	0	0

- Molecule 2 is CALCIUM ION (three-letter code: CA) (formula: Ca).

Mol	Chain	Residues	Atoms		ZeroOcc	AltConf
2	B	1	Total	Ca	0	0
			1	1		
2	F	1	Total	Ca	0	0
			1	1		

- Molecule 3 is water.

Mol	Chain	Residues	Atoms		ZeroOcc	AltConf
3	A	7	Total	O	0	0
			7	7		
3	B	8	Total	O	0	0
			8	8		

Continued on next page...

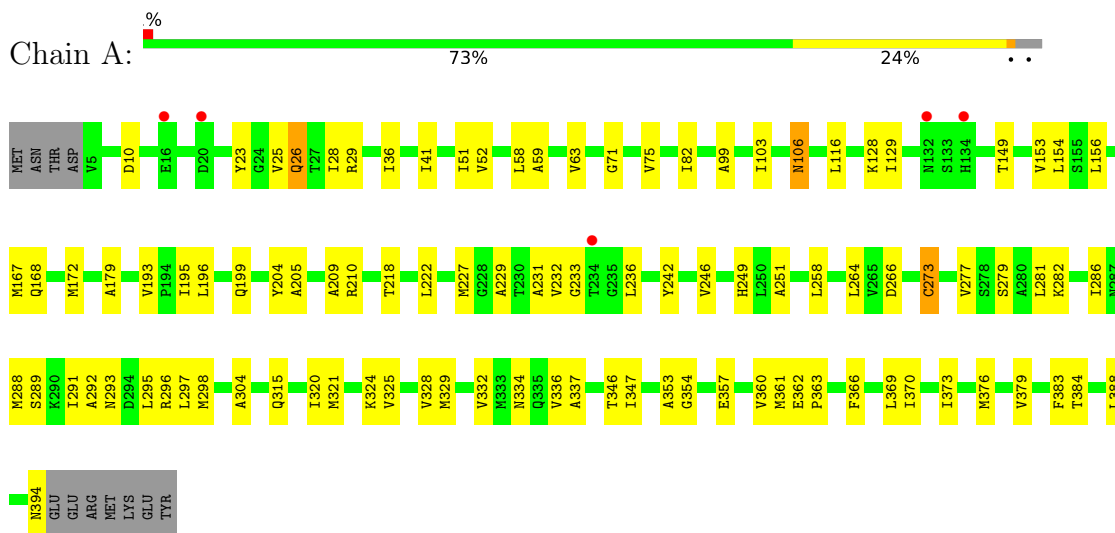
Continued from previous page...

Mol	Chain	Residues	Atoms	ZeroOcc	AltConf
3	C	8	Total O 8 8	0	0
3	D	12	Total O 12 12	0	0
3	E	10	Total O 10 10	0	0
3	F	4	Total O 4 4	0	0
3	G	5	Total O 5 5	0	0
3	H	6	Total O 6 6	0	0

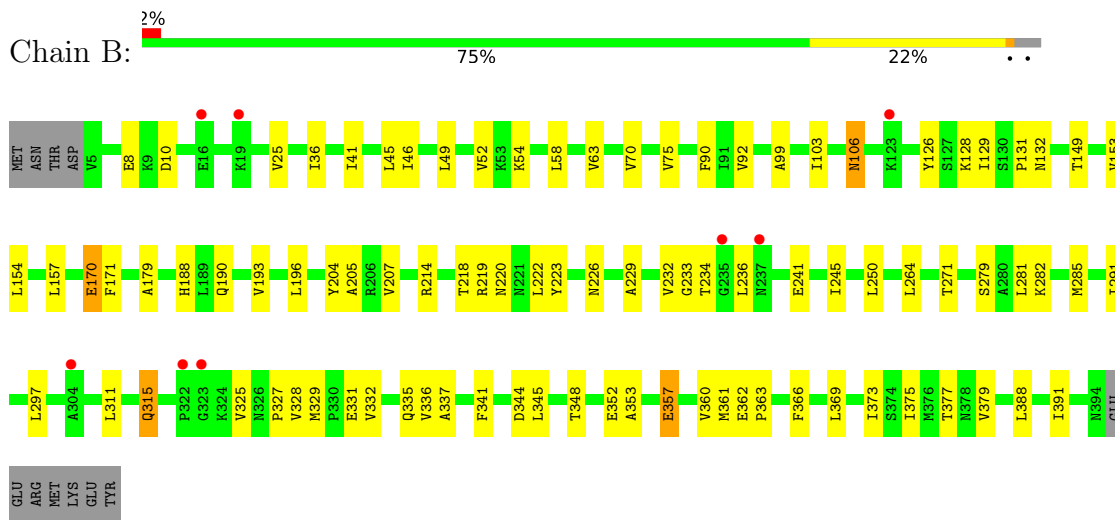
3 Residue-property plots [i](#)

These plots are drawn for all protein, RNA, DNA and oligosaccharide chains in the entry. The first graphic for a chain summarises the proportions of the various outlier classes displayed in the second graphic. The second graphic shows the sequence view annotated by issues in geometry and electron density. Residues are color-coded according to the number of geometric quality criteria for which they contain at least one outlier: green = 0, yellow = 1, orange = 2 and red = 3 or more. A red dot above a residue indicates a poor fit to the electron density ($RSRZ > 2$). Stretches of 2 or more consecutive residues without any outlier are shown as a green connector. Residues present in the sample, but not in the model, are shown in grey.

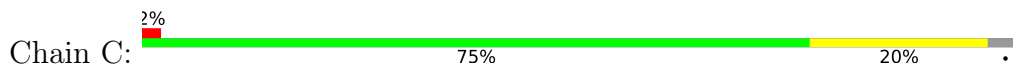
- Molecule 1: Aspartase



- Molecule 1: Aspartase

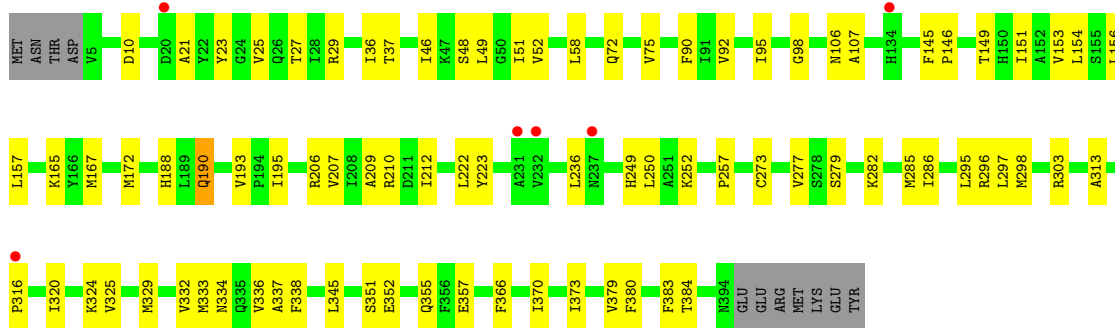
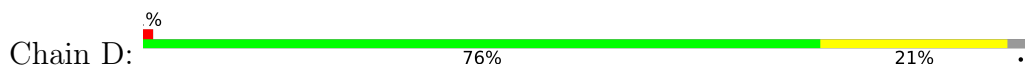


- Molecule 1: Aspartase

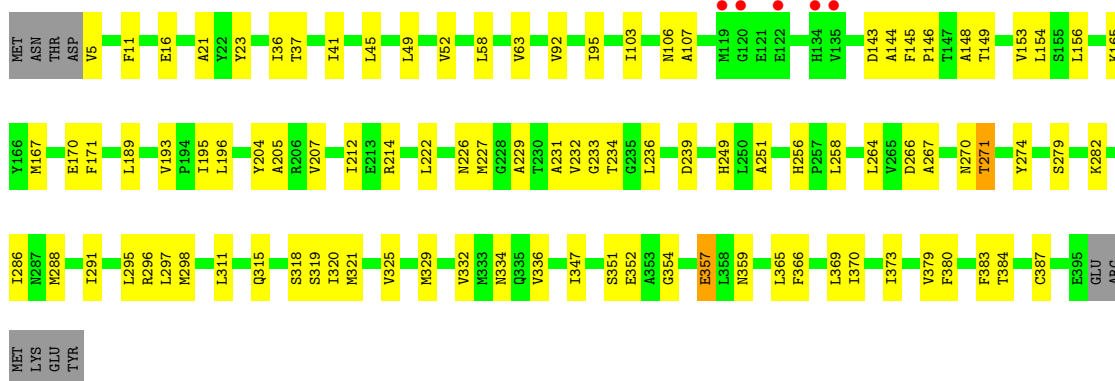
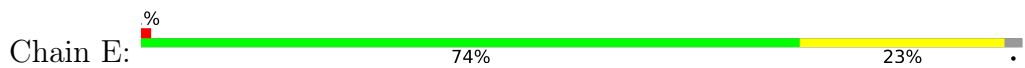




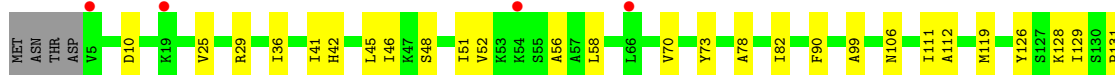
• Molecule 1: Aspartase

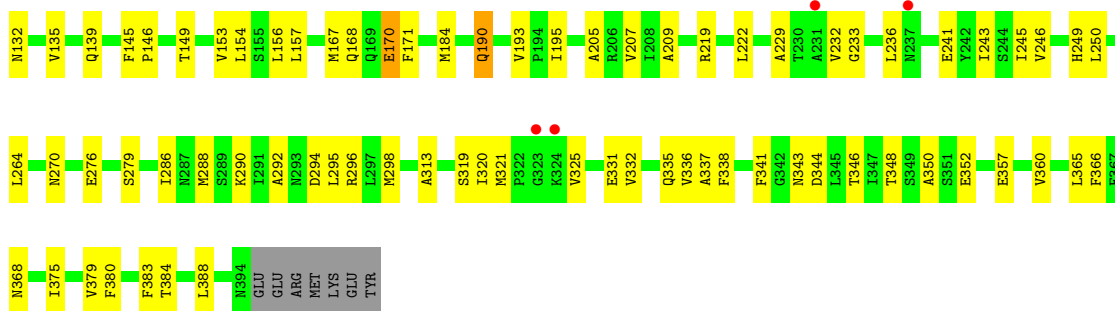


• Molecule 1: Aspartase

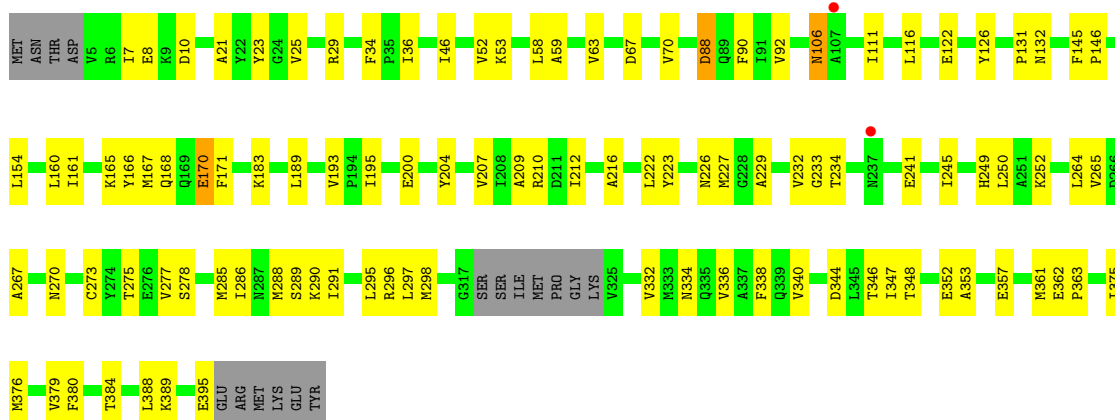


• Molecule 1: Aspartase

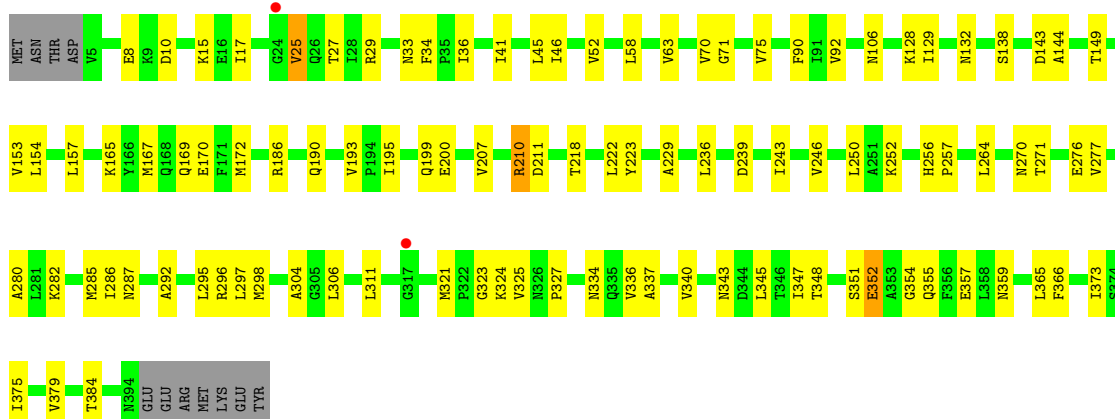




• Molecule 1: Aspartase



• Molecule 1: Aspartase



4 Data and refinement statistics i

Property	Value	Source
Space group	P 1 21 1	Depositor
Cell constants a, b, c, α , β , γ	70.31Å 168.94Å 149.08Å 90.00° 92.23° 90.00°	Depositor
Resolution (Å)	40.00 – 3.00 38.26 – 3.00	Depositor EDS
% Data completeness (in resolution range)	98.6 (40.00-3.00) 88.0 (38.26-3.00)	Depositor EDS
R_{merge}	0.09	Depositor
R_{sym}	0.09	Depositor
$\langle I/\sigma(I) \rangle$ ¹	1.84 (at 3.01Å)	Xtrriage
Refinement program	REFMAC 5.5.0109	Depositor
R, R_{free}	0.240 , 0.297 0.238 , 0.286	Depositor DCC
R_{free} test set	3466 reflections (5.06%)	wwPDB-VP
Wilson B-factor (Å ²)	69.5	Xtrriage
Anisotropy	0.119	Xtrriage
Bulk solvent k_{sol} (e/Å ³), B_{sol} (Å ²)	0.30 , 15.6	EDS
L-test for twinning ²	$\langle L \rangle = 0.47$, $\langle L^2 \rangle = 0.30$	Xtrriage
Estimated twinning fraction	0.126 for h,-k,-l	Xtrriage
F_o, F_c correlation	0.92	EDS
Total number of atoms	23984	wwPDB-VP
Average B, all atoms (Å ²)	67.0	wwPDB-VP

Xtrriage's analysis on translational NCS is as follows: *The largest off-origin peak in the Patterson function is 11.37% of the height of the origin peak. No significant pseudotranslation is detected.*

¹Intensities estimated from amplitudes.

²Theoretical values of $\langle |L| \rangle$, $\langle L^2 \rangle$ for acentric reflections are 0.5, 0.333 respectively for untwinned datasets, and 0.375, 0.2 for perfectly twinned datasets.

5 Model quality [i](#)

5.1 Standard geometry [i](#)

Bond lengths and bond angles in the following residue types are not validated in this section: CA

The Z score for a bond length (or angle) is the number of standard deviations the observed value is removed from the expected value. A bond length (or angle) with $|Z| > 5$ is considered an outlier worth inspection. RMSZ is the root-mean-square of all Z scores of the bond lengths (or angles).

Mol	Chain	Bond lengths		Bond angles	
		RMSZ	# Z >5	RMSZ	# Z >5
1	A	0.38	0/3049	0.50	0/4126
1	B	0.38	0/3049	0.49	0/4126
1	C	0.37	0/2999	0.50	0/4058
1	D	0.38	0/3049	0.50	0/4126
1	E	0.39	0/3058	0.51	0/4138
1	F	0.39	0/3049	0.50	0/4126
1	G	0.38	0/3008	0.50	0/4070
1	H	0.39	0/3049	0.51	0/4126
All	All	0.38	0/24310	0.50	0/32896

There are no bond length outliers.

There are no bond angle outliers.

There are no chirality outliers.

There are no planarity outliers.

5.2 Too-close contacts [i](#)

In the following table, the Non-H and H(model) columns list the number of non-hydrogen atoms and hydrogen atoms in the chain respectively. The H(added) column lists the number of hydrogen atoms added and optimized by MolProbity. The Clashes column lists the number of clashes within the asymmetric unit, whereas Symm-Clashes lists symmetry-related clashes.

Mol	Chain	Non-H	H(model)	H(added)	Clashes	Symm-Clashes
1	A	3000	0	3015	88	0
1	B	3000	0	3015	95	0
1	C	2952	0	2961	68	0
1	D	3000	0	3015	74	0
1	E	3009	0	3021	98	0

Continued on next page...

Continued from previous page...

Mol	Chain	Non-H	H(model)	H(added)	Clashes	Symm-Clashes
1	F	3000	0	3015	86	0
1	G	2961	0	2967	100	0
1	H	3000	0	3015	105	0
2	B	1	0	0	0	0
2	F	1	0	0	0	0
3	A	7	0	0	0	0
3	B	8	0	0	1	0
3	C	8	0	0	1	0
3	D	12	0	0	0	0
3	E	10	0	0	0	0
3	F	4	0	0	0	0
3	G	5	0	0	0	0
3	H	6	0	0	0	0
All	All	23984	0	24024	582	0

The all-atom clashscore is defined as the number of clashes found per 1000 atoms (including hydrogen atoms). The all-atom clashscore for this structure is 12.

All (582) close contacts within the same asymmetric unit are listed below, sorted by their clash magnitude.

Atom-1	Atom-2	Interatomic distance (Å)	Clash overlap (Å)
1:A:36:ILE:HD12	1:D:379:VAL:HG12	1.27	1.12
1:E:320:ILE:HD13	1:H:236:LEU:HD23	1.28	1.12
1:F:336:VAL:HG21	1:F:379:VAL:HG11	1.29	1.12
1:E:36:ILE:HD12	1:H:379:VAL:HG12	1.31	1.10
1:D:336:VAL:HG21	1:D:379:VAL:HG11	1.23	1.10
1:G:348:THR:HG23	1:H:286:ILE:HD11	1.26	1.10
1:A:336:VAL:HG21	1:A:379:VAL:HG11	1.22	1.09
1:B:336:VAL:HG21	1:B:379:VAL:HG11	1.15	1.09
1:C:336:VAL:HG21	1:C:379:VAL:HG11	1.36	1.04
1:E:320:ILE:CD1	1:H:236:LEU:HD23	1.90	1.02
1:G:336:VAL:HG21	1:G:379:VAL:HG11	1.41	1.02
1:F:379:VAL:HG12	1:G:36:ILE:HD12	1.43	1.00
1:A:336:VAL:HG21	1:A:379:VAL:CG1	1.92	0.99
1:B:379:VAL:HG12	1:C:36:ILE:HD12	1.45	0.99
1:E:336:VAL:HG21	1:E:379:VAL:HG11	1.44	0.98
1:B:41:ILE:HD12	1:B:45:LEU:HD22	1.45	0.95
1:A:286:ILE:HD11	1:B:348:THR:HG23	1.50	0.94
1:C:348:THR:HG23	1:D:286:ILE:HD11	1.48	0.94
1:E:379:VAL:HG12	1:H:36:ILE:HD12	1.50	0.91
1:G:229:ALA:HB2	1:G:264:LEU:HD22	1.54	0.89

Continued on next page...

Continued from previous page...

Atom-1	Atom-2	Interatomic distance (Å)	Clash overlap (Å)
1:A:336:VAL:CG2	1:A:379:VAL:HG11	2.04	0.87
1:E:36:ILE:HD12	1:H:379:VAL:CG1	2.05	0.87
1:B:379:VAL:CG1	1:C:36:ILE:HD12	2.05	0.86
1:B:36:ILE:HD12	1:C:379:VAL:HG12	1.57	0.85
1:A:379:VAL:HG12	1:D:36:ILE:HD12	1.56	0.85
1:E:320:ILE:HD13	1:H:236:LEU:CD2	2.05	0.84
1:F:332:VAL:HG21	1:G:34:PHE:CD2	2.12	0.84
1:G:232:VAL:HG21	1:H:193:VAL:HG22	1.59	0.83
1:F:380:PHE:O	1:F:384:THR:HG23	1.80	0.82
1:G:380:PHE:O	1:G:384:THR:HG23	1.81	0.81
1:G:348:THR:HG23	1:H:286:ILE:CD1	2.09	0.81
1:C:229:ALA:HB2	1:C:264:LEU:HD22	1.63	0.81
1:E:286:ILE:HD11	1:F:348:THR:HG23	1.64	0.80
1:B:10:ASP:HB2	1:B:25:VAL:HG11	1.64	0.79
1:G:234:THR:HG22	1:H:199:GLN:HE22	1.48	0.79
1:F:350:ALA:HB3	1:F:365:LEU:HD12	1.64	0.79
1:F:379:VAL:CG1	1:G:36:ILE:HD12	2.12	0.79
1:B:336:VAL:CG2	1:B:379:VAL:HG11	2.07	0.79
1:G:10:ASP:HB2	1:G:25:VAL:HG11	1.66	0.78
1:H:336:VAL:HG21	1:H:379:VAL:HG11	1.64	0.77
1:H:336:VAL:HG13	1:H:375:ILE:HD12	1.67	0.77
1:F:336:VAL:HG21	1:F:379:VAL:CG1	2.14	0.77
1:E:380:PHE:O	1:E:384:THR:HG23	1.86	0.76
1:B:336:VAL:HG21	1:B:379:VAL:CG1	2.06	0.75
1:B:154:LEU:HG	1:B:222:LEU:HD23	1.69	0.74
1:A:167:MET:HA	1:A:384:THR:HG21	1.69	0.74
1:E:311:LEU:HD22	1:E:387:CYS:SG	2.26	0.74
1:C:10:ASP:HB2	1:C:25:VAL:HG11	1.67	0.74
1:G:170:GLU:HB3	1:G:388:LEU:HD23	1.69	0.74
1:H:153:VAL:CG1	1:H:222:LEU:HD21	2.17	0.74
1:A:36:ILE:HD12	1:D:379:VAL:CG1	2.13	0.72
1:F:379:VAL:HG12	1:G:36:ILE:CD1	2.18	0.72
1:E:195:ILE:HD11	1:F:232:VAL:HG11	1.71	0.72
1:A:36:ILE:CD1	1:D:379:VAL:HG12	2.13	0.72
1:E:36:ILE:CD1	1:H:379:VAL:HG12	2.16	0.72
1:A:195:ILE:CD1	1:B:232:VAL:HG11	2.20	0.71
1:B:157:LEU:HD13	1:B:373:ILE:CD1	2.20	0.71
1:E:149:THR:HG21	1:E:366:PHE:CG	2.24	0.71
1:B:153:VAL:CG1	1:B:222:LEU:HD21	2.21	0.71
1:E:195:ILE:HD11	1:F:232:VAL:CG1	2.21	0.71
1:G:154:LEU:HG	1:G:222:LEU:HD23	1.73	0.71

Continued on next page...

Continued from previous page...

Atom-1	Atom-2	Interatomic distance (Å)	Clash overlap (Å)
1:G:270:ASN:CG	1:H:207:VAL:HG21	2.11	0.70
1:E:21:ALA:HB1	1:E:23:TYR:CE1	2.26	0.70
1:A:153:VAL:CG1	1:A:222:LEU:HD21	2.22	0.70
1:E:229:ALA:HB2	1:E:264:LEU:HD22	1.73	0.70
1:F:99:ALA:HB2	1:F:360:VAL:HA	1.73	0.70
1:G:286:ILE:HD11	1:H:348:THR:HG23	1.74	0.69
1:H:229:ALA:HB2	1:H:264:LEU:HD22	1.73	0.69
1:B:379:VAL:HG12	1:C:36:ILE:CD1	2.23	0.69
1:B:171:PHE:HB3	1:B:205:ALA:HB2	1.74	0.68
1:G:167:MET:HE2	1:G:288:MET:CE	2.24	0.68
1:C:41:ILE:HB	1:C:45:LEU:HD23	1.76	0.68
1:E:320:ILE:HG21	1:H:236:LEU:HD21	1.76	0.67
1:D:336:VAL:HG21	1:D:379:VAL:CG1	2.12	0.67
1:E:297:LEU:HD23	1:G:189:LEU:HD13	1.77	0.67
1:C:153:VAL:CG1	1:C:222:LEU:HD21	2.26	0.66
1:F:171:PHE:HB3	1:F:205:ALA:HB2	1.77	0.66
1:F:332:VAL:HG21	1:G:34:PHE:CE2	2.31	0.66
1:E:320:ILE:HG21	1:H:236:LEU:CD2	2.25	0.66
1:A:324:LYS:NZ	1:C:187:THR:OG1	2.28	0.66
1:H:41:ILE:HB	1:H:45:LEU:HD23	1.77	0.66
1:C:348:THR:HG23	1:D:286:ILE:CD1	2.23	0.65
1:A:71:GLY:O	1:A:75:VAL:HG23	1.97	0.65
1:D:156:LEU:CD1	1:D:370:ILE:HG23	2.27	0.65
1:F:154:LEU:HG	1:F:222:LEU:HD23	1.77	0.65
1:F:350:ALA:CB	1:F:365:LEU:HD12	2.26	0.65
1:H:10:ASP:HB2	1:H:25:VAL:HG11	1.79	0.65
1:A:195:ILE:HD12	1:B:232:VAL:HG11	1.79	0.65
1:B:157:LEU:HD13	1:B:373:ILE:HD13	1.79	0.64
1:B:41:ILE:HB	1:B:45:LEU:HD13	1.78	0.64
1:B:388:LEU:HA	1:B:391:ILE:HD12	1.78	0.64
1:E:37:THR:CG2	1:E:95:ILE:HD12	2.26	0.64
1:G:189:LEU:HD11	1:H:355:GLN:HE22	1.61	0.63
1:G:270:ASN:OD1	1:H:207:VAL:HG21	1.99	0.63
1:A:321:MET:HE1	1:C:192:ALA:HB1	1.81	0.63
1:C:150:HIS:ND1	1:C:222:LEU:O	2.30	0.63
1:C:236:LEU:HD22	1:D:193:VAL:HG21	1.80	0.63
1:G:167:MET:HE2	1:G:288:MET:HE1	1.81	0.63
1:G:234:THR:HG22	1:H:199:GLN:NE2	2.14	0.63
1:B:345:LEU:HD11	1:D:345:LEU:HD11	1.81	0.62
1:A:282:LYS:NZ	1:B:344:ASP:OD1	2.32	0.62
1:B:325:VAL:O	1:D:190:GLN:NE2	2.31	0.62

Continued on next page...

Continued from previous page...

Atom-1	Atom-2	Interatomic distance (Å)	Clash overlap (Å)
1:D:273:CYS:O	1:D:277:VAL:HG23	1.99	0.62
1:D:157:LEU:HD13	1:D:373:ILE:CD1	2.28	0.62
1:E:251:ALA:HB2	1:E:258:LEU:HB2	1.81	0.62
1:D:380:PHE:O	1:D:384:THR:HG23	1.99	0.62
1:F:112:ALA:HB2	1:F:135:VAL:HG21	1.82	0.62
1:F:153:VAL:CG1	1:F:222:LEU:HD21	2.29	0.62
1:A:154:LEU:HD21	1:A:222:LEU:HB3	1.82	0.61
1:A:295:LEU:HD23	1:A:298:MET:CE	2.29	0.61
1:C:204:TYR:CD1	1:C:291:ILE:HG12	2.36	0.61
1:F:295:LEU:HA	1:F:298:MET:HE3	1.82	0.61
1:G:232:VAL:HG11	1:H:195:ILE:HG21	1.81	0.61
1:G:285:MET:HG3	1:G:340:VAL:HG21	1.83	0.61
1:A:23:TYR:CE2	1:A:28:ILE:HD11	2.36	0.60
1:A:286:ILE:CD1	1:B:348:THR:HG23	2.29	0.60
1:G:52:VAL:HA	1:G:250:LEU:HD21	1.83	0.60
1:B:229:ALA:HB2	1:B:264:LEU:HD22	1.82	0.60
1:A:193:VAL:HG11	1:B:236:LEU:HD22	1.82	0.60
1:B:297:LEU:HD21	1:D:297:LEU:HD21	1.82	0.60
1:C:295:LEU:HD23	1:C:298:MET:CE	2.31	0.60
1:E:193:VAL:HG11	1:F:236:LEU:HD13	1.84	0.60
1:F:46:ILE:HG23	1:F:90:PHE:CE1	2.36	0.60
1:A:251:ALA:HB2	1:A:258:LEU:HB2	1.84	0.60
1:A:321:MET:CE	1:C:192:ALA:HB1	2.31	0.60
1:F:153:VAL:O	1:F:157:LEU:HB2	2.01	0.60
1:E:347:ILE:HG23	1:E:365:LEU:HD21	1.83	0.60
1:A:384:THR:HG22	1:A:388:LEU:HD23	1.83	0.59
1:H:153:VAL:HG12	1:H:222:LEU:HD21	1.83	0.59
1:D:149:THR:HG21	1:D:366:PHE:CG	2.37	0.59
1:E:286:ILE:CD1	1:F:348:THR:HG23	2.32	0.59
1:H:58:LEU:CD1	1:H:75:VAL:CG2	2.80	0.59
1:B:271:THR:HG23	3:B:410:HOH:O	2.01	0.59
1:A:353:ALA:CB	1:A:361:MET:HG3	2.33	0.59
1:A:167:MET:HE3	1:A:383:PHE:CD1	2.38	0.59
1:E:229:ALA:HB1	1:E:233:GLY:HA2	1.84	0.59
1:E:282:LYS:NZ	1:F:344:ASP:OD1	2.35	0.59
1:F:41:ILE:HB	1:F:45:LEU:HD23	1.85	0.59
1:F:149:THR:HG21	1:F:366:PHE:CD2	2.37	0.59
1:G:154:LEU:HD21	1:G:222:LEU:HB3	1.82	0.59
1:H:167:MET:HA	1:H:384:THR:HG21	1.85	0.58
1:G:336:VAL:HG21	1:G:379:VAL:CG1	2.24	0.58
1:E:320:ILE:HD12	1:H:236:LEU:HD23	1.84	0.58

Continued on next page...

Continued from previous page...

Atom-1	Atom-2	Interatomic distance (Å)	Clash overlap (Å)
1:H:295:LEU:HD23	1:H:298:MET:HE3	1.85	0.58
1:B:353:ALA:CB	1:B:361:MET:HG3	2.33	0.57
1:C:336:VAL:HG21	1:C:379:VAL:CG1	2.23	0.57
1:B:214:ARG:O	1:B:218:THR:HG23	2.03	0.57
1:G:52:VAL:HG13	1:G:227:MET:CE	2.35	0.57
1:H:292:ALA:HB3	1:H:334:ASN:HD21	1.70	0.57
1:A:195:ILE:HD11	1:B:232:VAL:HG11	1.86	0.57
1:D:58:LEU:HD12	1:D:75:VAL:HG21	1.86	0.57
1:D:334:ASN:O	1:D:337:ALA:HB3	2.05	0.57
1:B:204:TYR:CD1	1:B:291:ILE:HG12	2.40	0.57
1:D:223:TYR:CE2	1:D:257:PRO:HD2	2.40	0.56
1:D:336:VAL:CG2	1:D:379:VAL:HG11	2.17	0.56
1:A:297:LEU:HD23	1:C:189:LEU:CD1	2.35	0.56
1:C:264:LEU:HD12	3:C:402:HOH:O	2.06	0.56
1:G:295:LEU:HD23	1:G:298:MET:CE	2.36	0.56
1:H:58:LEU:HD12	1:H:75:VAL:HG21	1.87	0.56
1:F:229:ALA:HB1	1:F:233:GLY:HA2	1.87	0.56
1:H:336:VAL:HG13	1:H:375:ILE:CD1	2.34	0.56
1:C:153:VAL:HG11	1:C:222:LEU:HD21	1.86	0.56
1:G:168:GLN:HE21	1:G:209:ALA:HB2	1.69	0.56
1:H:58:LEU:HD12	1:H:75:VAL:CG2	2.35	0.56
1:H:153:VAL:HG11	1:H:222:LEU:HD21	1.86	0.56
1:G:21:ALA:HB1	1:G:23:TYR:CE1	2.40	0.56
1:C:49:LEU:HD21	1:C:103:ILE:HG22	1.88	0.56
1:E:231:ALA:HB1	1:H:321:MET:HE1	1.88	0.56
1:H:297:LEU:O	1:H:306:LEU:HD12	2.05	0.56
1:F:36:ILE:HD12	1:G:379:VAL:CG1	2.35	0.56
1:H:347:ILE:HG23	1:H:365:LEU:CD2	2.36	0.55
1:C:42:HIS:CE1	1:C:156:LEU:HD21	2.41	0.55
1:G:375:ILE:O	1:G:379:VAL:HG22	2.05	0.55
1:G:189:LEU:HD11	1:H:355:GLN:NE2	2.22	0.55
1:D:295:LEU:HD23	1:D:298:MET:CE	2.37	0.55
1:E:153:VAL:HG21	1:E:369:LEU:HD23	1.88	0.55
1:E:236:LEU:CD1	1:F:193:VAL:HG11	2.37	0.55
1:C:114:ARG:NH2	1:C:118:LEU:HD21	2.22	0.55
1:H:58:LEU:CD1	1:H:75:VAL:HG21	2.37	0.55
1:C:347:ILE:HG23	1:C:365:LEU:HG	1.88	0.55
1:E:52:VAL:HG13	1:E:227:MET:HE1	1.89	0.55
1:E:204:TYR:O	1:E:207:VAL:HG12	2.07	0.54
1:D:167:MET:HG3	1:D:384:THR:HG22	1.89	0.54
1:A:23:TYR:HE2	1:A:28:ILE:HD11	1.73	0.54

Continued on next page...

Continued from previous page...

Atom-1	Atom-2	Interatomic distance (Å)	Clash overlap (Å)
1:A:273:CYS:O	1:A:277:VAL:HG23	2.06	0.54
1:G:207:VAL:HG12	1:G:210:ARG:NH2	2.23	0.54
1:G:229:ALA:HB1	1:G:233:GLY:HA2	1.90	0.54
1:G:273:CYS:O	1:G:277:VAL:HG23	2.07	0.54
1:G:204:TYR:CD1	1:G:291:ILE:HG12	2.43	0.54
1:A:167:MET:HE1	1:A:288:MET:HE2	1.90	0.54
1:B:8:GLU:HB3	1:B:25:VAL:HG23	1.90	0.54
1:E:167:MET:HG3	1:E:384:THR:HG22	1.90	0.54
1:G:290:LYS:HG2	1:H:354:GLY:O	2.08	0.54
1:B:157:LEU:HD13	1:B:373:ILE:HD11	1.88	0.54
1:B:179:ALA:O	1:B:196:LEU:HD22	2.08	0.54
1:B:353:ALA:HB3	1:B:361:MET:HG3	1.89	0.54
1:H:71:GLY:O	1:H:75:VAL:HG23	2.07	0.54
1:A:329:MET:O	1:A:332:VAL:HG12	2.08	0.54
1:D:10:ASP:HB2	1:D:25:VAL:HG21	1.90	0.54
1:G:195:ILE:HD11	1:G:200:GLU:HG3	1.88	0.54
1:C:229:ALA:HB2	1:C:264:LEU:CD2	2.37	0.54
1:F:36:ILE:HD12	1:G:379:VAL:HG13	1.91	0.53
1:C:344:ASP:OD1	1:D:282:LYS:NZ	2.41	0.53
1:E:236:LEU:HD11	1:F:193:VAL:HG11	1.89	0.53
1:C:61:MET:HG3	1:C:66:LEU:HD23	1.91	0.53
1:E:266:ASP:OD1	1:E:270:ASN:ND2	2.41	0.53
1:C:171:PHE:HB3	1:C:205:ALA:HB2	1.91	0.53
1:C:336:VAL:CG2	1:C:379:VAL:HG11	2.25	0.53
1:D:313:ALA:HB2	1:D:325:VAL:HG11	1.90	0.53
1:G:167:MET:CE	1:G:288:MET:CE	2.86	0.53
1:A:229:ALA:HB2	1:A:264:LEU:HB3	1.90	0.53
1:E:347:ILE:HG23	1:E:365:LEU:CD2	2.38	0.53
1:A:232:VAL:HG21	1:B:193:VAL:HG22	1.90	0.53
1:A:297:LEU:HD23	1:C:189:LEU:HD13	1.90	0.53
1:F:295:LEU:HD23	1:F:298:MET:CE	2.39	0.53
1:C:295:LEU:HD23	1:C:298:MET:HE3	1.89	0.53
1:D:156:LEU:HD13	1:D:370:ILE:HG23	1.91	0.53
1:G:10:ASP:CB	1:G:25:VAL:HG11	2.36	0.53
1:E:296:ARG:NH2	1:H:355:GLN:OE1	2.41	0.53
1:C:145:PHE:HB3	1:C:146:PRO:HD3	1.91	0.52
1:F:42:HIS:CE1	1:F:156:LEU:HD21	2.43	0.52
1:F:153:VAL:HG12	1:F:222:LEU:HD21	1.90	0.52
1:C:154:LEU:HG	1:C:222:LEU:HD23	1.92	0.52
1:G:167:MET:CE	1:G:288:MET:HE2	2.38	0.52
1:D:157:LEU:HD13	1:D:373:ILE:HD13	1.90	0.52

Continued on next page...

Continued from previous page...

Atom-1	Atom-2	Interatomic distance (Å)	Clash overlap (Å)
1:E:165:LYS:CG	1:E:212:ILE:HD13	2.40	0.52
1:E:251:ALA:N	1:E:258:LEU:HD12	2.24	0.52
1:G:286:ILE:CD1	1:H:348:THR:HG23	2.39	0.52
1:E:49:LEU:HD23	1:E:107:ALA:HB2	1.90	0.52
1:F:56:ALA:HB1	1:F:139:GLN:HE22	1.73	0.52
1:G:88:ASP:OD2	1:G:88:ASP:N	2.42	0.52
1:E:234:THR:HG21	1:F:195:ILE:HG22	1.92	0.52
1:H:143:ASP:OD2	1:H:144:ALA:N	2.42	0.52
1:E:336:VAL:HG21	1:E:379:VAL:CG1	2.30	0.52
1:B:190:GLN:HB3	1:D:324:LYS:HE2	1.92	0.52
1:D:167:MET:HB2	1:D:384:THR:HG21	1.91	0.52
1:H:347:ILE:HG23	1:H:365:LEU:HG	1.92	0.52
1:C:311:LEU:HD22	1:C:387:CYS:SG	2.51	0.51
1:G:59:ALA:HB2	1:G:245:ILE:HG22	1.92	0.51
1:H:154:LEU:HB3	1:H:256:HIS:CE1	2.44	0.51
1:H:334:ASN:O	1:H:337:ALA:HB3	2.10	0.51
1:A:204:TYR:CD1	1:A:291:ILE:HG12	2.45	0.51
1:B:336:VAL:HG13	1:B:375:ILE:HD12	1.93	0.51
1:E:165:LYS:HG3	1:E:212:ILE:HD13	1.91	0.51
1:H:295:LEU:HD23	1:H:298:MET:CE	2.41	0.51
1:G:344:ASP:OD1	1:H:282:LYS:NZ	2.43	0.51
1:B:45:LEU:C	1:B:45:LEU:HD23	2.31	0.51
1:G:357:GLU:OE2	1:H:200:GLU:OE2	2.28	0.51
1:F:56:ALA:CB	1:F:139:GLN:HE22	2.24	0.51
1:A:153:VAL:HG12	1:A:222:LEU:HD21	1.91	0.51
1:B:170:GLU:HB3	1:B:388:LEU:HD23	1.93	0.51
1:E:154:LEU:HG	1:E:222:LEU:HD23	1.92	0.51
1:E:232:VAL:HG13	1:E:357:GLU:CB	2.41	0.51
1:A:149:THR:HG21	1:A:366:PHE:CG	2.46	0.51
1:D:193:VAL:O	1:D:195:ILE:HG23	2.11	0.51
1:H:149:THR:HG21	1:H:366:PHE:CG	2.45	0.51
1:C:167:MET:HE2	1:C:288:MET:HE1	1.92	0.51
1:G:336:VAL:CG2	1:G:379:VAL:HG11	2.27	0.51
1:H:27:THR:HG23	1:H:92:VAL:HG13	1.93	0.51
1:H:58:LEU:CD1	1:H:75:VAL:HG22	2.40	0.51
1:D:37:THR:CG2	1:D:95:ILE:HD12	2.41	0.50
1:E:351:SER:HB3	1:F:286:ILE:HG21	1.93	0.50
1:F:10:ASP:HB2	1:F:25:VAL:HG11	1.93	0.50
1:F:167:MET:HE2	1:F:288:MET:HE1	1.93	0.50
1:G:52:VAL:HG13	1:G:227:MET:HE1	1.92	0.50
1:A:167:MET:HE1	1:A:288:MET:CE	2.41	0.50

Continued on next page...

Continued from previous page...

Atom-1	Atom-2	Interatomic distance (Å)	Clash overlap (Å)
1:F:73:TYR:CD2	1:F:119:MET:HB3	2.47	0.50
1:F:167:MET:HG3	1:F:384:THR:HG22	1.93	0.50
1:A:153:VAL:HG11	1:A:222:LEU:HD21	1.91	0.50
1:A:10:ASP:HB2	1:A:25:VAL:HG21	1.94	0.50
1:C:270:ASN:CG	1:D:207:VAL:HG21	2.32	0.50
1:C:360:VAL:HG11	1:D:188:HIS:HA	1.94	0.50
1:E:279:SER:HB3	1:F:279:SER:HB3	1.93	0.50
1:H:167:MET:HG3	1:H:384:THR:CG2	2.41	0.50
1:H:218:THR:HB	1:H:277:VAL:HG22	1.94	0.50
1:H:295:LEU:HA	1:H:298:MET:HE3	1.94	0.50
1:F:149:THR:HG21	1:F:366:PHE:CG	2.47	0.50
1:H:296:ARG:NH1	1:H:334:ASN:OD1	2.45	0.50
1:F:292:ALA:O	1:F:296:ARG:HG3	2.11	0.50
1:C:58:LEU:HD23	1:C:249:HIS:CE1	2.46	0.50
1:D:313:ALA:CB	1:D:325:VAL:HG11	2.41	0.50
1:A:227:MET:HG2	1:A:246:VAL:HG11	1.93	0.50
1:C:26:GLN:HG3	1:C:105:MET:HE2	1.93	0.50
1:B:36:ILE:HD12	1:C:379:VAL:CG1	2.36	0.49
1:D:333:MET:HE1	1:D:383:PHE:CG	2.47	0.49
1:E:156:LEU:CD1	1:E:370:ILE:HG23	2.42	0.49
1:A:304:ALA:HB3	1:C:184:MET:HG2	1.94	0.49
1:H:347:ILE:HG23	1:H:365:LEU:HD21	1.93	0.49
1:A:51:ILE:HA	1:A:82:ILE:HD11	1.94	0.49
1:B:153:VAL:HG11	1:B:222:LEU:HD21	1.91	0.49
1:C:236:LEU:HD22	1:D:193:VAL:CG2	2.42	0.49
1:D:21:ALA:HB1	1:D:23:TYR:CE1	2.47	0.49
1:E:232:VAL:HG13	1:E:357:GLU:HB3	1.94	0.49
1:A:334:ASN:O	1:A:337:ALA:HB3	2.13	0.49
1:A:41:ILE:HD13	1:A:103:ILE:HG23	1.93	0.49
1:H:15:LYS:O	1:H:17:ILE:HD12	2.12	0.49
1:A:236:LEU:HD13	1:B:193:VAL:HG11	1.93	0.49
1:A:52:VAL:HG13	1:A:227:MET:CE	2.42	0.49
1:C:232:VAL:HG11	1:D:195:ILE:HG21	1.94	0.49
1:E:143:ASP:OD2	1:E:144:ALA:N	2.46	0.49
1:E:319:SER:OG	1:E:320:ILE:N	2.44	0.49
1:A:218:THR:HB	1:A:277:VAL:HG22	1.95	0.49
1:B:149:THR:HG21	1:B:366:PHE:CG	2.47	0.49
1:F:167:MET:HE3	1:F:383:PHE:CD1	2.47	0.49
1:E:270:ASN:ND2	1:F:207:VAL:HB	2.28	0.49
1:B:232:VAL:HG13	1:B:357:GLU:HB2	1.96	0.48
1:C:113:ASN:HA	1:C:116:LEU:HD12	1.95	0.48

Continued on next page...

Continued from previous page...

Atom-1	Atom-2	Interatomic distance (Å)	Clash overlap (Å)
1:A:266:ASP:C	1:A:266:ASP:OD1	2.51	0.48
1:C:53:LYS:HG3	1:C:111:ILE:HD12	1.95	0.48
1:F:294:ASP:O	1:F:298:MET:HG3	2.14	0.48
1:G:160:LEU:HD21	1:G:376:MET:HE2	1.95	0.48
1:B:311:LEU:HD12	1:B:327:PRO:HB3	1.95	0.48
1:G:58:LEU:HD23	1:G:249:HIS:CD2	2.48	0.48
1:G:336:VAL:HG13	1:G:375:ILE:HD12	1.96	0.48
1:G:53:LYS:HG3	1:G:111:ILE:HD12	1.96	0.48
1:D:153:VAL:HG11	1:D:222:LEU:HD21	1.94	0.48
1:F:375:ILE:HG22	1:G:36:ILE:O	2.14	0.48
1:G:7:ILE:HG23	1:G:7:ILE:O	2.13	0.48
1:A:154:LEU:HG	1:A:222:LEU:HD23	1.95	0.48
1:F:170:GLU:HB3	1:F:388:LEU:HD23	1.95	0.48
1:E:379:VAL:CG1	1:H:36:ILE:HD12	2.35	0.48
1:F:51:ILE:HG22	1:F:250:LEU:HD23	1.96	0.48
1:F:58:LEU:HD23	1:F:249:HIS:CE1	2.49	0.48
1:G:165:LYS:HG3	1:G:212:ILE:HD13	1.94	0.48
1:A:328:VAL:HG12	1:D:98:GLY:CA	2.44	0.48
1:D:58:LEU:HD23	1:D:249:HIS:CE1	2.49	0.48
1:D:153:VAL:CG1	1:D:222:LEU:HD21	2.43	0.48
1:H:218:THR:HA	1:H:276:GLU:OE1	2.14	0.48
1:E:271:THR:HG22	1:E:274:TYR:CE1	2.49	0.47
1:A:231:ALA:HB2	1:D:320:ILE:HG21	1.96	0.47
1:B:41:ILE:HD12	1:B:45:LEU:CD2	2.30	0.47
1:D:285:MET:HE2	1:D:336:VAL:HG12	1.96	0.47
1:B:329:MET:O	1:B:332:VAL:HG12	2.14	0.47
1:C:71:GLY:O	1:C:75:VAL:HG23	2.15	0.47
1:G:166:TYR:OH	1:G:389:LYS:NZ	2.36	0.47
1:A:63:VAL:O	1:A:63:VAL:HG12	2.15	0.47
1:A:167:MET:HG3	1:A:384:THR:CG2	2.45	0.47
1:B:8:GLU:CB	1:B:25:VAL:HG23	2.44	0.47
1:D:48:SER:HA	1:D:51:ILE:HD12	1.97	0.47
1:A:236:LEU:CD1	1:B:193:VAL:HG11	2.44	0.47
1:C:286:ILE:HG21	1:D:351:SER:HB3	1.97	0.47
1:G:296:ARG:NH1	1:G:334:ASN:OD1	2.48	0.47
1:D:154:LEU:HG	1:D:222:LEU:HD23	1.96	0.47
1:E:149:THR:HG21	1:E:366:PHE:CD2	2.50	0.47
1:B:204:TYR:O	1:B:207:VAL:HG12	2.15	0.47
1:D:49:LEU:HD23	1:D:107:ALA:HB2	1.96	0.47
1:E:296:ARG:NH1	1:E:334:ASN:OD1	2.48	0.47
1:F:190:GLN:NE2	1:H:325:VAL:O	2.48	0.47

Continued on next page...

Continued from previous page...

Atom-1	Atom-2	Interatomic distance (Å)	Clash overlap (Å)
1:G:207:VAL:HG11	1:H:270:ASN:CG	2.35	0.47
1:H:292:ALA:O	1:H:296:ARG:HG3	2.15	0.47
1:A:106:ASN:HD22	1:A:106:ASN:C	2.18	0.47
1:B:154:LEU:HD21	1:B:222:LEU:HB3	1.96	0.47
1:E:154:LEU:HB3	1:E:256:HIS:CE1	2.50	0.47
1:F:145:PHE:HB3	1:F:146:PRO:HD3	1.97	0.47
1:D:27:THR:HG23	1:D:92:VAL:HG13	1.97	0.46
1:F:78:ALA:HB2	1:F:111:ILE:HD13	1.96	0.46
1:F:157:LEU:HD23	1:F:219:ARG:HG2	1.97	0.46
1:G:278:SER:HB2	1:G:347:ILE:HD13	1.97	0.46
1:E:195:ILE:CD1	1:F:232:VAL:HG11	2.41	0.46
1:B:70:VAL:HG13	1:B:129:ILE:CD1	2.44	0.46
1:D:145:PHE:HB3	1:D:146:PRO:HD3	1.96	0.46
1:E:320:ILE:HG21	1:H:236:LEU:HD23	1.98	0.46
1:F:52:VAL:HA	1:F:250:LEU:HD21	1.97	0.46
1:H:46:ILE:HD13	1:H:90:PHE:CD1	2.50	0.46
1:H:292:ALA:HB3	1:H:334:ASN:ND2	2.31	0.46
1:B:315:GLN:OE1	1:B:328:VAL:HG11	2.15	0.46
1:B:153:VAL:HG12	1:B:222:LEU:HD21	1.97	0.46
1:H:351:SER:HA	1:H:359:ASN:HD21	1.81	0.46
1:E:329:MET:O	1:E:332:VAL:HG12	2.16	0.46
1:A:279:SER:HB3	1:B:279:SER:HB3	1.97	0.46
1:E:297:LEU:HD23	1:G:189:LEU:CD1	2.44	0.46
1:B:99:ALA:HB2	1:B:360:VAL:HA	1.98	0.46
1:D:303:ARG:HB3	1:H:323:GLY:HA3	1.98	0.46
1:E:58:LEU:HD23	1:E:249:HIS:CD2	2.50	0.46
1:D:333:MET:HE1	1:D:383:PHE:CD1	2.51	0.46
1:E:145:PHE:HB3	1:E:146:PRO:HD3	1.98	0.46
1:E:295:LEU:HA	1:E:298:MET:HE3	1.97	0.46
1:G:183:LYS:NZ	1:G:200:GLU:OE1	2.38	0.46
1:F:56:ALA:HB1	1:F:139:GLN:NE2	2.30	0.45
1:G:270:ASN:CG	1:H:207:VAL:CG2	2.82	0.45
1:A:325:VAL:O	1:A:325:VAL:HG13	2.16	0.45
1:C:41:ILE:HD13	1:C:103:ILE:HG23	1.98	0.45
1:H:157:LEU:HD13	1:H:373:ILE:CD1	2.46	0.45
1:B:126:TYR:CD2	1:B:131:PRO:HD3	2.51	0.45
1:B:281:LEU:HD11	1:B:373:ILE:HG12	1.99	0.45
1:E:167:MET:HE2	1:E:288:MET:HE1	1.97	0.45
1:G:232:VAL:HG13	1:G:357:GLU:HG3	1.98	0.45
1:H:345:LEU:HD12	1:H:345:LEU:O	2.16	0.45
1:A:199:GLN:HE22	1:B:234:THR:HG22	1.81	0.45

Continued on next page...

Continued from previous page...

Atom-1	Atom-2	Interatomic distance (Å)	Clash overlap (Å)
1:A:360:VAL:HG11	1:B:188:HIS:HA	1.99	0.45
1:E:231:ALA:HB1	1:H:321:MET:CE	2.45	0.45
1:G:67:ASP:OD2	1:G:70:VAL:HG23	2.17	0.45
1:A:168:GLN:HE21	1:A:209:ALA:HB2	1.82	0.45
1:D:167:MET:CB	1:D:384:THR:HG21	2.47	0.45
1:E:195:ILE:HG22	1:E:196:LEU:N	2.32	0.45
1:F:190:GLN:HB3	1:H:324:LYS:HE2	1.99	0.45
1:B:63:VAL:HG12	1:B:63:VAL:O	2.17	0.45
1:E:271:THR:HG22	1:E:274:TYR:HE1	1.81	0.45
1:F:229:ALA:HB2	1:F:264:LEU:HB3	1.99	0.45
1:H:311:LEU:HD12	1:H:327:PRO:HB3	1.99	0.45
1:C:99:ALA:HB2	1:C:360:VAL:HA	1.99	0.45
1:E:354:GLY:O	1:F:290:LYS:HG2	2.16	0.45
1:G:63:VAL:HG12	1:G:63:VAL:O	2.16	0.45
1:G:275:THR:HG22	1:G:347:ILE:HG22	1.98	0.45
1:H:218:THR:HG21	1:H:280:ALA:HB2	1.98	0.45
1:B:337:ALA:HB1	1:B:341:PHE:CZ	2.52	0.44
1:C:45:LEU:HA	1:C:152:ALA:HB2	1.99	0.44
1:H:70:VAL:HG13	1:H:129:ILE:HG12	1.99	0.44
1:A:195:ILE:HD11	1:B:232:VAL:CG1	2.46	0.44
1:D:206:ARG:O	1:D:209:ALA:HB3	2.18	0.44
1:D:296:ARG:NH1	1:D:334:ASN:OD1	2.50	0.44
1:E:195:ILE:CG2	1:E:196:LEU:N	2.80	0.44
1:F:336:VAL:CG2	1:F:379:VAL:HG11	2.21	0.44
1:H:27:THR:HG23	1:H:92:VAL:CG1	2.48	0.44
1:H:33:ASN:HB3	1:H:34:PHE:CE2	2.52	0.44
1:B:58:LEU:HD12	1:B:75:VAL:CG2	2.47	0.44
1:B:157:LEU:CD1	1:B:373:ILE:HD13	2.46	0.44
1:C:126:TYR:CD2	1:C:131:PRO:HD3	2.51	0.44
1:E:167:MET:HE1	1:E:288:MET:HE2	1.99	0.44
1:D:329:MET:O	1:D:332:VAL:HG12	2.18	0.44
1:F:126:TYR:CD2	1:F:131:PRO:HD3	2.53	0.44
1:G:161:ILE:HD11	1:G:216:ALA:HA	1.99	0.44
1:G:295:LEU:HA	1:G:298:MET:HE2	1.98	0.44
1:E:52:VAL:HG13	1:E:227:MET:CE	2.48	0.44
1:D:48:SER:O	1:D:52:VAL:HG23	2.18	0.44
1:E:45:LEU:O	1:E:49:LEU:HB2	2.18	0.44
1:G:332:VAL:O	1:G:336:VAL:HG23	2.18	0.44
1:A:58:LEU:HD23	1:A:249:HIS:CE1	2.52	0.44
1:A:324:LYS:HE2	1:C:190:GLN:HB3	2.00	0.44
1:B:171:PHE:CD2	1:B:388:LEU:HD21	2.52	0.44

Continued on next page...

Continued from previous page...

Atom-1	Atom-2	Interatomic distance (Å)	Clash overlap (Å)
1:A:379:VAL:CG1	1:D:36:ILE:HD12	2.39	0.43
1:B:229:ALA:HB2	1:B:264:LEU:CD2	2.47	0.43
1:C:63:VAL:HG12	1:C:63:VAL:O	2.18	0.43
1:G:46:ILE:HG23	1:G:90:PHE:CE1	2.53	0.43
1:A:292:ALA:O	1:A:296:ARG:HG3	2.18	0.43
1:B:328:VAL:HG12	1:C:98:GLY:CA	2.48	0.43
1:E:5:VAL:HG13	1:E:16:GLU:HB3	2.00	0.43
1:G:52:VAL:HG13	1:G:227:MET:HE2	2.00	0.43
1:G:289:SER:OG	1:G:334:ASN:ND2	2.50	0.43
1:H:34:PHE:HA	1:H:36:ILE:HD11	1.99	0.43
1:H:243:ILE:O	1:H:246:VAL:HG12	2.18	0.43
1:B:58:LEU:HD12	1:B:75:VAL:HG22	2.00	0.43
1:G:193:VAL:HG21	1:H:236:LEU:CD2	2.48	0.43
1:H:153:VAL:O	1:H:157:LEU:HB2	2.18	0.43
1:B:226:ASN:ND2	1:B:229:ALA:HB3	2.33	0.43
1:A:347:ILE:HD11	1:A:369:LEU:N	2.33	0.43
1:B:220:ASN:HA	1:B:223:TYR:CD1	2.54	0.43
1:B:285:MET:HE3	1:B:337:ALA:HB2	2.00	0.43
1:C:40:ARG:NH1	1:C:91:ILE:HG22	2.33	0.43
1:B:49:LEU:HD21	1:B:103:ILE:HG22	2.00	0.43
1:B:153:VAL:HG12	1:B:222:LEU:CD2	2.49	0.43
1:C:26:GLN:HE21	1:C:105:MET:CE	2.32	0.43
1:E:189:LEU:HD13	1:G:297:LEU:HA	2.01	0.43
1:F:343:ASN:OD1	1:F:368:ASN:OD1	2.36	0.43
1:G:126:TYR:CD2	1:G:131:PRO:HD3	2.54	0.43
1:A:26:GLN:HE22	1:D:316:PRO:HD2	1.83	0.43
1:A:99:ALA:HB2	1:A:360:VAL:HA	2.01	0.43
1:A:154:LEU:CD2	1:A:222:LEU:HD23	2.49	0.43
1:F:241:GLU:O	1:F:245:ILE:HD13	2.19	0.43
1:H:52:VAL:HA	1:H:250:LEU:HD21	2.01	0.43
1:A:193:VAL:HG22	1:B:232:VAL:HG21	2.01	0.43
1:C:270:ASN:OD1	1:D:207:VAL:HG21	2.19	0.43
1:D:165:LYS:HA	1:D:212:ILE:HD11	2.01	0.43
1:E:165:LYS:HA	1:E:212:ILE:CD1	2.48	0.43
1:H:165:LYS:O	1:H:169:GLN:HG2	2.19	0.43
1:A:116:LEU:HG	1:A:129:ILE:HD12	2.01	0.42
1:A:362:GLU:N	1:A:363:PRO:CD	2.81	0.42
1:B:92:VAL:HG13	1:B:106:ASN:OD1	2.18	0.42
1:C:21:ALA:HB1	1:C:23:TYR:CE1	2.54	0.42
1:E:41:ILE:HD13	1:E:103:ILE:HG23	2.01	0.42
1:B:157:LEU:HD23	1:B:219:ARG:HG2	2.01	0.42

Continued on next page...

Continued from previous page...

Atom-1	Atom-2	Interatomic distance (Å)	Clash overlap (Å)
1:C:153:VAL:O	1:C:157:LEU:HB2	2.20	0.42
1:B:36:ILE:HG23	1:C:379:VAL:HG13	2.02	0.42
1:B:46:ILE:HG23	1:B:90:PHE:CE1	2.55	0.42
1:E:92:VAL:HG21	1:E:103:ILE:HA	2.01	0.42
1:F:168:GLN:HE21	1:F:209:ALA:HB2	1.84	0.42
1:F:379:VAL:HG23	1:F:380:PHE:N	2.34	0.42
1:E:204:TYR:HB3	1:E:291:ILE:HD13	2.00	0.42
1:F:243:ILE:O	1:F:246:VAL:HG12	2.18	0.42
1:G:92:VAL:HG13	1:G:106:ASN:OD1	2.18	0.42
1:B:345:LEU:HD11	1:D:345:LEU:CD1	2.49	0.42
1:E:195:ILE:CD1	1:F:232:VAL:CG1	2.95	0.42
1:E:329:MET:HE2	1:E:383:PHE:HA	2.02	0.42
1:F:82:ILE:O	1:F:82:ILE:HG22	2.20	0.42
1:F:153:VAL:HG11	1:F:222:LEU:HD21	2.02	0.42
1:H:167:MET:CB	1:H:384:THR:HG21	2.48	0.42
1:C:189:LEU:HG	1:D:355:GLN:OE1	2.19	0.42
1:D:52:VAL:HA	1:D:250:LEU:HD21	2.00	0.42
1:F:48:SER:O	1:F:52:VAL:HG23	2.20	0.42
1:G:229:ALA:HB2	1:G:264:LEU:CD2	2.36	0.42
1:B:226:ASN:HD22	1:B:229:ALA:HB3	1.84	0.42
1:B:241:GLU:O	1:B:245:ILE:HD13	2.20	0.42
1:G:295:LEU:HD23	1:G:298:MET:HE3	2.02	0.42
1:H:154:LEU:HG	1:H:222:LEU:HD23	2.02	0.42
1:G:167:MET:HE1	1:G:288:MET:HE2	2.01	0.42
1:H:236:LEU:HD12	1:H:236:LEU:HA	1.94	0.42
1:H:347:ILE:HG23	1:H:365:LEU:CG	2.50	0.42
1:D:46:ILE:HG23	1:D:90:PHE:CE1	2.54	0.42
1:E:325:VAL:O	1:E:325:VAL:HG13	2.20	0.42
1:G:21:ALA:HB1	1:G:23:TYR:CD1	2.55	0.42
1:A:172:MET:HG2	1:A:205:ALA:HB1	2.02	0.42
1:D:48:SER:OG	1:D:151:ILE:HG22	2.19	0.42
1:E:379:VAL:CG1	1:H:36:ILE:HG23	2.49	0.42
1:H:8:GLU:HB2	1:H:25:VAL:HG23	2.02	0.42
1:A:353:ALA:HB3	1:A:361:MET:HG3	2.01	0.41
1:B:232:VAL:HG13	1:B:357:GLU:CB	2.50	0.41
1:E:167:MET:CE	1:E:288:MET:CE	2.97	0.41
1:E:171:PHE:HB3	1:E:205:ALA:HB2	2.01	0.41
1:H:186:ARG:NH2	1:H:306:LEU:HD22	2.34	0.41
1:A:293:ASN:OD1	1:A:296:ARG:NH1	2.52	0.41
1:B:54:LYS:O	1:B:58:LEU:HD13	2.20	0.41
1:E:36:ILE:O	1:H:375:ILE:HG22	2.20	0.41

Continued on next page...

Continued from previous page...

Atom-1	Atom-2	Interatomic distance (Å)	Clash overlap (Å)
1:E:156:LEU:HB3	1:E:373:ILE:HG21	2.01	0.41
1:F:338:PHE:C	1:G:346:THR:HG23	2.40	0.41
1:G:226:ASN:HB3	1:G:267:ALA:HB1	2.02	0.41
1:H:193:VAL:HG23	1:H:195:ILE:HG23	2.02	0.41
1:A:289:SER:OG	1:B:352:GLU:OE2	2.26	0.41
1:E:63:VAL:HG11	1:E:239:ASP:OD1	2.21	0.41
1:G:154:LEU:HD22	1:G:223:TYR:CE2	2.56	0.41
1:A:179:ALA:O	1:A:196:LEU:HD13	2.20	0.41
1:B:332:VAL:O	1:B:336:VAL:HG23	2.20	0.41
1:C:157:LEU:HD13	1:C:373:ILE:CD1	2.50	0.41
1:F:184:MET:HG2	1:H:304:ALA:HB3	2.03	0.41
1:F:36:ILE:HD12	1:G:379:VAL:HG12	2.01	0.41
1:F:313:ALA:HB2	1:F:325:VAL:HG21	2.03	0.41
1:D:285:MET:CE	1:D:336:VAL:HG12	2.51	0.41
1:F:319:SER:O	1:F:320:ILE:HD13	2.20	0.41
1:A:328:VAL:HG12	1:D:98:GLY:HA2	2.02	0.41
1:B:70:VAL:HG13	1:B:129:ILE:HG12	2.03	0.41
1:D:165:LYS:HG3	1:D:212:ILE:HD13	2.02	0.41
1:E:49:LEU:HD12	1:E:148:ALA:HB2	2.02	0.41
1:F:337:ALA:HB1	1:F:341:PHE:CZ	2.56	0.41
1:G:116:LEU:HD13	1:G:122:GLU:O	2.21	0.41
1:G:145:PHE:HB3	1:G:146:PRO:HD3	2.02	0.41
1:G:167:MET:HE3	1:G:171:PHE:HE2	1.86	0.41
1:H:63:VAL:HG11	1:H:239:ASP:OD1	2.20	0.41
1:A:59:ALA:CB	1:A:246:VAL:HG23	2.51	0.41
1:A:156:LEU:HD13	1:A:370:ILE:HG23	2.02	0.41
1:B:10:ASP:CB	1:B:25:VAL:HG11	2.43	0.41
1:B:229:ALA:HB1	1:B:233:GLY:HA2	2.03	0.41
1:C:178:PHE:O	1:C:198:GLY:N	2.54	0.41
1:F:331:GLU:O	1:F:335:GLN:HG3	2.21	0.41
1:F:379:VAL:HG13	1:G:36:ILE:HG23	2.02	0.41
1:G:289:SER:OG	1:H:352:GLU:OE2	2.24	0.41
1:G:362:GLU:N	1:G:363:PRO:CD	2.83	0.41
1:H:207:VAL:HG22	1:H:210:ARG:HH22	1.85	0.41
1:A:281:LEU:HD22	1:A:376:MET:SD	2.61	0.41
1:A:320:ILE:HG21	1:D:236:LEU:HD23	2.03	0.41
1:B:52:VAL:HA	1:B:250:LEU:HD21	2.03	0.41
1:B:362:GLU:N	1:B:363:PRO:CD	2.85	0.41
1:E:167:MET:HE2	1:E:288:MET:CE	2.51	0.41
1:E:214:ARG:HD3	1:F:276:GLU:OE2	2.22	0.41
1:E:226:ASN:HB3	1:E:267:ALA:HB1	2.02	0.41

Continued on next page...

Continued from previous page...

Atom-1	Atom-2	Interatomic distance (Å)	Clash overlap (Å)
1:A:156:LEU:HB3	1:A:373:ILE:HG21	2.02	0.40
1:B:379:VAL:HG13	1:C:36:ILE:HD12	1.97	0.40
1:E:153:VAL:CG2	1:E:369:LEU:HD23	2.51	0.40
1:E:207:VAL:HB	1:F:270:ASN:ND2	2.37	0.40
1:E:379:VAL:HG13	1:H:36:ILE:HG23	2.04	0.40
1:G:8:GLU:CB	1:G:25:VAL:HG23	2.51	0.40
1:H:223:TYR:CE2	1:H:257:PRO:HD2	2.56	0.40
1:A:229:ALA:HB1	1:A:233:GLY:HA2	2.02	0.40
1:B:331:GLU:O	1:B:335:GLN:HG3	2.21	0.40
1:C:279:SER:HB3	1:D:279:SER:HB3	2.03	0.40
1:D:295:LEU:HA	1:D:298:MET:HE3	2.02	0.40
1:H:211:ASP:OD1	1:H:287:ASN:ND2	2.55	0.40
1:A:242:TYR:CZ	1:A:246:VAL:HG21	2.56	0.40
1:E:229:ALA:HB2	1:E:264:LEU:HB3	2.02	0.40
1:E:320:ILE:HG22	1:E:321:MET:N	2.36	0.40
1:F:70:VAL:HG13	1:F:129:ILE:HG12	2.03	0.40
1:F:168:GLN:NE2	1:F:209:ALA:HB2	2.37	0.40
1:G:160:LEU:O	1:G:161:ILE:C	2.59	0.40
1:E:149:THR:HG21	1:E:366:PHE:CD1	2.56	0.40
1:G:161:ILE:HD13	1:G:216:ALA:HB2	2.02	0.40
1:G:353:ALA:HB3	1:G:361:MET:HG3	2.02	0.40
1:H:153:VAL:HG12	1:H:222:LEU:CD2	2.50	0.40
1:A:346:THR:HG23	1:D:338:PHE:O	2.20	0.40
1:B:157:LEU:CD1	1:B:373:ILE:CD1	2.96	0.40
1:C:92:VAL:HG13	1:C:106:ASN:OD1	2.21	0.40
1:F:346:THR:HG23	1:G:338:PHE:C	2.42	0.40
1:G:241:GLU:O	1:G:245:ILE:HD13	2.22	0.40
1:H:285:MET:HG3	1:H:340:VAL:HG21	2.04	0.40
1:H:343:ASN:N	1:H:343:ASN:HD22	2.19	0.40

There are no symmetry-related clashes.

5.3 Torsion angles [i](#)

5.3.1 Protein backbone [i](#)

In the following table, the Percentiles column shows the percent Ramachandran outliers of the chain as a percentile score with respect to all X-ray entries followed by that with respect to entries of similar resolution.

The Analysed column shows the number of residues for which the backbone conformation was analysed, and the total number of residues.

Mol	Chain	Analysed	Favoured	Allowed	Outliers	Percentiles	
1	A	388/401 (97%)	365 (94%)	22 (6%)	1 (0%)	41	76
1	B	388/401 (97%)	369 (95%)	19 (5%)	0	100	100
1	C	379/401 (94%)	357 (94%)	22 (6%)	0	100	100
1	D	388/401 (97%)	364 (94%)	24 (6%)	0	100	100
1	E	389/401 (97%)	360 (92%)	28 (7%)	1 (0%)	41	76
1	F	388/401 (97%)	359 (92%)	29 (8%)	0	100	100
1	G	380/401 (95%)	360 (95%)	20 (5%)	0	100	100
1	H	388/401 (97%)	359 (92%)	29 (8%)	0	100	100
All	All	3088/3208 (96%)	2893 (94%)	193 (6%)	2 (0%)	51	85

All (2) Ramachandran outliers are listed below:

Mol	Chain	Res	Type
1	E	318	SER
1	A	354	GLY

5.3.2 Protein sidechains [i](#)

In the following table, the Percentiles column shows the percent sidechain outliers of the chain as a percentile score with respect to all X-ray entries followed by that with respect to entries of similar resolution.

The Analysed column shows the number of residues for which the sidechain conformation was analysed, and the total number of residues.

Mol	Chain	Analysed	Rotameric	Outliers	Percentiles	
1	A	328/339 (97%)	319 (97%)	9 (3%)	44	77
1	B	328/339 (97%)	319 (97%)	9 (3%)	44	77
1	C	322/339 (95%)	313 (97%)	9 (3%)	43	77
1	D	328/339 (97%)	319 (97%)	9 (3%)	44	77
1	E	329/339 (97%)	321 (98%)	8 (2%)	49	79
1	F	328/339 (97%)	319 (97%)	9 (3%)	44	77
1	G	323/339 (95%)	314 (97%)	9 (3%)	43	77
1	H	328/339 (97%)	314 (96%)	14 (4%)	29	66
All	All	2614/2712 (96%)	2538 (97%)	76 (3%)	42	76

All (76) residues with a non-rotameric sidechain are listed below:

Mol	Chain	Res	Type
1	A	26	GLN
1	A	29	ARG
1	A	106	ASN
1	A	128	LYS
1	A	210	ARG
1	A	273	CYS
1	A	315	GLN
1	A	357	GLU
1	A	394	ASN
1	B	106	ASN
1	B	128	LYS
1	B	132	ASN
1	B	170	GLU
1	B	282	LYS
1	B	315	GLN
1	B	357	GLU
1	B	369	LEU
1	B	377	THR
1	C	29	ARG
1	C	106	ASN
1	C	128	LYS
1	C	132	ASN
1	C	170	GLU
1	C	210	ARG
1	C	237	ASN
1	C	252	LYS
1	C	352	GLU
1	D	29	ARG
1	D	72	GLN
1	D	106	ASN
1	D	172	MET
1	D	190	GLN
1	D	210	ARG
1	D	252	LYS
1	D	352	GLU
1	D	357	GLU
1	E	11	PHE
1	E	106	ASN
1	E	170	GLU
1	E	271	THR
1	E	315	GLN
1	E	352	GLU
1	E	357	GLU

Continued on next page...

Continued from previous page...

Mol	Chain	Res	Type
1	E	359	ASN
1	F	29	ARG
1	F	106	ASN
1	F	128	LYS
1	F	132	ASN
1	F	170	GLU
1	F	190	GLN
1	F	321	MET
1	F	352	GLU
1	F	357	GLU
1	G	29	ARG
1	G	88	ASP
1	G	106	ASN
1	G	132	ASN
1	G	170	GLU
1	G	252	LYS
1	G	265	VAL
1	G	352	GLU
1	G	395	GLU
1	H	25	VAL
1	H	29	ARG
1	H	106	ASN
1	H	128	LYS
1	H	132	ASN
1	H	138	SER
1	H	170	GLU
1	H	172	MET
1	H	190	GLN
1	H	210	ARG
1	H	252	LYS
1	H	271	THR
1	H	352	GLU
1	H	357	GLU

Sometimes sidechains can be flipped to improve hydrogen bonding and reduce clashes. All (9) such sidechains are listed below:

Mol	Chain	Res	Type
1	B	26	GLN
1	B	226	ASN
1	C	26	GLN
1	C	132	ASN
1	C	249	HIS

Continued on next page...

Continued from previous page...

Mol	Chain	Res	Type
1	F	226	ASN
1	G	190	GLN
1	G	315	GLN
1	H	256	HIS

5.3.3 RNA [i](#)

There are no RNA molecules in this entry.

5.4 Non-standard residues in protein, DNA, RNA chains [i](#)

There are no non-standard protein/DNA/RNA residues in this entry.

5.5 Carbohydrates [i](#)

There are no monosaccharides in this entry.

5.6 Ligand geometry [i](#)

Of 2 ligands modelled in this entry, 2 are monoatomic - leaving 0 for Mogul analysis.

There are no bond length outliers.

There are no bond angle outliers.

There are no chirality outliers.

There are no torsion outliers.

There are no ring outliers.

No monomer is involved in short contacts.

5.7 Other polymers [i](#)

There are no such residues in this entry.

5.8 Polymer linkage issues [i](#)

There are no chain breaks in this entry.

6 Fit of model and data

6.1 Protein, DNA and RNA chains

In the following table, the column labelled ‘#RSRZ > 2’ contains the number (and percentage) of RSRZ outliers, followed by percent RSRZ outliers for the chain as percentile scores relative to all X-ray entries and entries of similar resolution. The OWAB column contains the minimum, median, 95th percentile and maximum values of the occupancy-weighted average B-factor per residue. The column labelled ‘Q < 0.9’ lists the number of (and percentage) of residues with an average occupancy less than 0.9.

Mol	Chain	Analysed	<RSRZ>	#RSRZ>2	OWAB(Å ²)	Q<0.9
1	A	390/401 (97%)	-0.05	5 (1%) 77 51	35, 60, 107, 124	0
1	B	390/401 (97%)	-0.02	8 (2%) 63 34	37, 65, 106, 120	0
1	C	383/401 (95%)	-0.04	7 (1%) 68 40	40, 63, 105, 119	0
1	D	390/401 (97%)	-0.06	6 (1%) 73 46	36, 61, 101, 116	0
1	E	391/401 (97%)	0.01	5 (1%) 77 51	36, 60, 107, 124	0
1	F	390/401 (97%)	0.01	8 (2%) 63 34	37, 64, 106, 120	0
1	G	384/401 (95%)	-0.04	2 (0%) 91 75	40, 64, 105, 119	0
1	H	390/401 (97%)	-0.06	2 (0%) 91 75	36, 61, 101, 116	0
All	All	3108/3208 (96%)	-0.03	43 (1%) 75 49	35, 62, 105, 124	0

All (43) RSRZ outliers are listed below:

Mol	Chain	Res	Type	RSRZ
1	F	237	ASN	9.5
1	B	237	ASN	6.0
1	E	134	HIS	5.5
1	C	237	ASN	5.4
1	C	21	ALA	4.3
1	D	20	ASP	4.2
1	G	237	ASN	3.9
1	D	134	HIS	3.7
1	A	16	GLU	3.2
1	D	231	ALA	3.1
1	H	317	GLY	3.0
1	A	20	ASP	2.9
1	B	323	GLY	2.8
1	E	122	GLU	2.6
1	D	316	PRO	2.6
1	E	135	VAL	2.6

Continued on next page...

Continued from previous page...

Mol	Chain	Res	Type	RSRZ
1	F	324	LYS	2.6
1	F	66	LEU	2.6
1	A	132	ASN	2.5
1	B	235	GLY	2.5
1	F	54	LYS	2.5
1	C	14	GLU	2.5
1	C	238	ALA	2.4
1	F	231	ALA	2.4
1	E	120	GLY	2.3
1	F	19	LYS	2.3
1	B	123	LYS	2.3
1	A	234	THR	2.3
1	H	24	GLY	2.3
1	C	231	ALA	2.3
1	B	322	PRO	2.2
1	A	134	HIS	2.2
1	F	323	GLY	2.2
1	F	5	VAL	2.2
1	D	232	VAL	2.2
1	D	237	ASN	2.1
1	C	235	GLY	2.1
1	B	16	GLU	2.1
1	B	19	LYS	2.1
1	C	9	LYS	2.1
1	G	107	ALA	2.1
1	E	119	MET	2.1
1	B	304	ALA	2.0

6.2 Non-standard residues in protein, DNA, RNA chains [i](#)

There are no non-standard protein/DNA/RNA residues in this entry.

6.3 Carbohydrates [i](#)

There are no monosaccharides in this entry.

6.4 Ligands [i](#)

In the following table, the Atoms column lists the number of modelled atoms in the group and the number defined in the chemical component dictionary. The B-factors column lists the minimum,

median, 95th percentile and maximum values of B factors of atoms in the group. The column labelled 'Q< 0.9' lists the number of atoms with occupancy less than 0.9.

Mol	Type	Chain	Res	Atoms	RSCC	RSR	B-factors(Å ²)	Q<0.9
2	CA	B	402	1/1	0.93	0.23	80,80,80,80	0
2	CA	F	402	1/1	0.94	0.24	87,87,87,87	0

6.5 Other polymers [\(i\)](#)

There are no such residues in this entry.