



wwPDB X-ray Structure Validation Summary Report ⓘ

Mar 22, 2022 – 03:25 pm GMT

PDB ID : 7QDN
Title : Structure of human liver pyruvate kinase from which the B domain has been deleted
Authors : Lulla, A.; Hyvonen, M.
Deposited on : 2021-11-27
Resolution : 1.70 Å(reported)

This is a wwPDB X-ray Structure Validation Summary Report for a publicly released PDB entry.

We welcome your comments at validation@mail.wwpdb.org

A user guide is available at

<https://www.wwpdb.org/validation/2017/XrayValidationReportHelp>

with specific help available everywhere you see the ⓘ symbol.

The following versions of software and data (see [references ⓘ](#)) were used in the production of this report:

MolProbity : 4.02b-467
Mogul : 1.8.4, CSD as541be (2020)
Xtriage (Phenix) : 1.13
EDS : 2.27
buster-report : 1.1.7 (2018)
Percentile statistics : 20191225.v01 (using entries in the PDB archive December 25th 2019)
Refmac : 5.8.0267
CCP4 : 7.1.010 (Gargrove)
Ideal geometry (proteins) : Engh & Huber (2001)
Ideal geometry (DNA, RNA) : Parkinson et al. (1996)
Validation Pipeline (wwPDB-VP) : 2.27

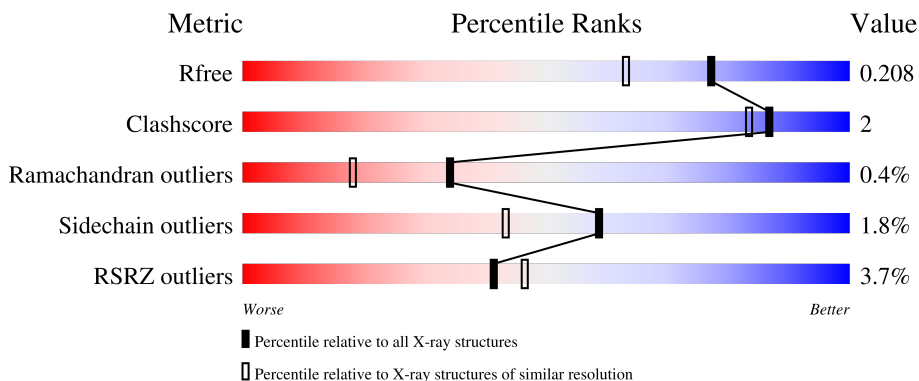
1 Overall quality at a glance

The following experimental techniques were used to determine the structure:

X-RAY DIFFRACTION

The reported resolution of this entry is 1.70 Å.

Percentile scores (ranging between 0-100) for global validation metrics of the entry are shown in the following graphic. The table shows the number of entries on which the scores are based.



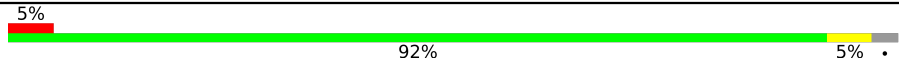

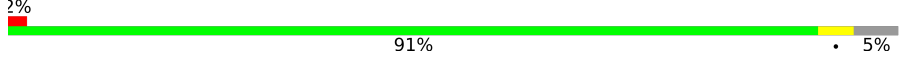
Metric	Whole archive (#Entries)	Similar resolution (#Entries, resolution range(Å))
R_{free}	130704	4298 (1.70-1.70)
Clashscore	141614	4695 (1.70-1.70)
Ramachandran outliers	138981	4610 (1.70-1.70)
Sidechain outliers	138945	4610 (1.70-1.70)
RSRZ outliers	127900	4222 (1.70-1.70)

The table below summarises the geometric issues observed across the polymeric chains and their fit to the electron density. The red, orange, yellow and green segments of the lower bar indicate the fraction of residues that contain outliers for ≥ 3 , 2, 1 and 0 types of geometric quality criteria respectively. A grey segment represents the fraction of residues that are not modelled. The numeric value for each fraction is indicated below the corresponding segment, with a dot representing fractions $\leq 5\%$. The upper red bar (where present) indicates the fraction of residues that have poor fit to the electron density. The numeric value is given above the bar.

Mol	Chain	Length	Quality of chain
1	A	447	 3% 89% 5% 5%
1	B	447	 7% 91% 6% ..
1	C	447	 4% 90% 6% .
1	D	447	 2% 91% . 5%
1	E	447	 3% 88% 6% 5%

Continued on next page...

Continued from previous page...

Mol	Chain	Length	Quality of chain
1	F	447	 <p>5% 92% 5%</p>
1	G	447	 <p>% 87% 6% 6%</p>
1	H	447	 <p>2% 91% • 5%</p>

2 Entry composition [i](#)

There are 7 unique types of molecules in this entry. The entry contains 28811 atoms, of which 0 are hydrogens and 0 are deuteriums.

In the tables below, the ZeroOcc column contains the number of atoms modelled with zero occupancy, the AltConf column contains the number of residues with at least one atom in alternate conformation and the Trace column contains the number of residues modelled with at most 2 atoms.

- Molecule 1 is a protein called Pyruvate kinase PKLR.

Mol	Chain	Residues	Atoms					ZeroOcc	AltConf	Trace
			Total	C	N	O	S			
1	A	423	3227	2027	586	594	20	0	3	0
1	B	436	3324	2085	604	615	20	0	3	0
1	C	427	3242	2035	587	601	19	0	1	0
1	D	425	3232	2029	587	597	19	0	2	0
1	E	423	3219	2022	583	594	20	0	2	0
1	F	435	3313	2079	600	614	20	0	3	0
1	G	421	3219	2023	581	596	19	0	4	0
1	H	425	3243	2035	591	598	19	0	3	0

There are 840 discrepancies between the modelled and reference sequences:

Chain	Residue	Modelled	Actual	Comment	Reference
A	0	SER	ALA	conflict	UNP P30613
A	1	MET	PRO	conflict	UNP P30613
A	2	GLU	GLY	conflict	UNP P30613
A	12	ASP	SER	conflict	UNP P30613
A	?	-	GLU	deletion	UNP P30613
A	?	-	ILE	deletion	UNP P30613
A	?	-	ARG	deletion	UNP P30613
A	?	-	THR	deletion	UNP P30613
A	?	-	GLY	deletion	UNP P30613
A	?	-	ILE	deletion	UNP P30613
A	?	-	LEU	deletion	UNP P30613
A	?	-	GLN	deletion	UNP P30613
A	?	-	GLY	deletion	UNP P30613

Continued on next page...

Continued from previous page...

Chain	Residue	Modelled	Actual	Comment	Reference
A	?	-	GLY	deletion	UNP P30613
A	?	-	PRO	deletion	UNP P30613
A	?	-	GLU	deletion	UNP P30613
A	?	-	SER	deletion	UNP P30613
A	?	-	GLU	deletion	UNP P30613
A	?	-	VAL	deletion	UNP P30613
A	?	-	GLU	deletion	UNP P30613
A	?	-	LEU	deletion	UNP P30613
A	?	-	VAL	deletion	UNP P30613
A	?	-	LYS	deletion	UNP P30613
A	?	-	GLY	deletion	UNP P30613
A	?	-	SER	deletion	UNP P30613
A	?	-	GLN	deletion	UNP P30613
A	?	-	VAL	deletion	UNP P30613
A	?	-	LEU	deletion	UNP P30613
A	?	-	VAL	deletion	UNP P30613
A	?	-	THR	deletion	UNP P30613
A	?	-	VAL	deletion	UNP P30613
A	?	-	ASP	deletion	UNP P30613
A	?	-	PRO	deletion	UNP P30613
A	?	-	ALA	deletion	UNP P30613
A	?	-	PHE	deletion	UNP P30613
A	?	-	ARG	deletion	UNP P30613
A	?	-	THR	deletion	UNP P30613
A	?	-	ARG	deletion	UNP P30613
A	?	-	GLY	deletion	UNP P30613
A	?	-	ASN	deletion	UNP P30613
A	?	-	ALA	deletion	UNP P30613
A	?	-	ASN	deletion	UNP P30613
A	?	-	THR	deletion	UNP P30613
A	?	-	VAL	deletion	UNP P30613
A	?	-	TRP	deletion	UNP P30613
A	?	-	VAL	deletion	UNP P30613
A	?	-	ASP	deletion	UNP P30613
A	?	-	TYR	deletion	UNP P30613
A	?	-	PRO	deletion	UNP P30613
A	?	-	ASN	deletion	UNP P30613
A	?	-	ILE	deletion	UNP P30613
A	?	-	VAL	deletion	UNP P30613
A	?	-	ARG	deletion	UNP P30613
A	?	-	VAL	deletion	UNP P30613
A	?	-	VAL	deletion	UNP P30613

Continued on next page...

Continued from previous page...

Chain	Residue	Modelled	Actual	Comment	Reference
A	?	-	PRO	deletion	UNP P30613
A	?	-	VAL	deletion	UNP P30613
A	?	-	GLY	deletion	UNP P30613
A	?	-	GLY	deletion	UNP P30613
A	?	-	ARG	deletion	UNP P30613
A	?	-	ILE	deletion	UNP P30613
A	?	-	TYR	deletion	UNP P30613
A	?	-	ILE	deletion	UNP P30613
A	?	-	ASP	deletion	UNP P30613
A	?	-	ASP	deletion	UNP P30613
A	?	-	GLY	deletion	UNP P30613
A	?	-	LEU	deletion	UNP P30613
A	?	-	ILE	deletion	UNP P30613
A	?	-	SER	deletion	UNP P30613
A	?	-	LEU	deletion	UNP P30613
A	?	-	VAL	deletion	UNP P30613
A	?	-	VAL	deletion	UNP P30613
A	?	-	GLN	deletion	UNP P30613
A	?	-	LYS	deletion	UNP P30613
A	?	-	ILE	deletion	UNP P30613
A	?	-	GLY	deletion	UNP P30613
A	?	-	PRO	deletion	UNP P30613
A	?	-	GLU	deletion	UNP P30613
A	?	-	GLY	deletion	UNP P30613
A	?	-	LEU	deletion	UNP P30613
A	?	-	VAL	deletion	UNP P30613
A	?	-	THR	deletion	UNP P30613
A	?	-	GLN	deletion	UNP P30613
A	?	-	VAL	deletion	UNP P30613
A	?	-	GLU	deletion	UNP P30613
A	?	-	ASN	deletion	UNP P30613
A	?	-	GLY	deletion	UNP P30613
A	?	-	GLY	deletion	UNP P30613
A	?	-	VAL	deletion	UNP P30613
A	?	-	LEU	deletion	UNP P30613
A	?	-	GLY	deletion	UNP P30613
A	?	-	SER	deletion	UNP P30613
A	?	-	ARG	deletion	UNP P30613
A	?	-	LYS	deletion	UNP P30613
A	?	-	GLY	deletion	UNP P30613
A	?	-	VAL	deletion	UNP P30613
A	?	-	ASN	deletion	UNP P30613

Continued on next page...

Continued from previous page...

Chain	Residue	Modelled	Actual	Comment	Reference
A	?	-	LEU	deletion	UNP P30613
A	?	-	PRO	deletion	UNP P30613
A	?	-	GLY	deletion	UNP P30613
A	?	-	ALA	deletion	UNP P30613
A	?	-	GLN	deletion	UNP P30613
A	130	GLY	VAL	conflict	UNP P30613
A	131	SER	ASP	conflict	UNP P30613
A	132	GLY	LEU	conflict	UNP P30613
B	0	SER	ALA	conflict	UNP P30613
B	1	MET	PRO	conflict	UNP P30613
B	2	GLU	GLY	conflict	UNP P30613
B	12	ASP	SER	conflict	UNP P30613
B	?	-	GLU	deletion	UNP P30613
B	?	-	ILE	deletion	UNP P30613
B	?	-	ARG	deletion	UNP P30613
B	?	-	THR	deletion	UNP P30613
B	?	-	GLY	deletion	UNP P30613
B	?	-	ILE	deletion	UNP P30613
B	?	-	LEU	deletion	UNP P30613
B	?	-	GLN	deletion	UNP P30613
B	?	-	GLY	deletion	UNP P30613
B	?	-	GLY	deletion	UNP P30613
B	?	-	PRO	deletion	UNP P30613
B	?	-	GLU	deletion	UNP P30613
B	?	-	SER	deletion	UNP P30613
B	?	-	GLU	deletion	UNP P30613
B	?	-	VAL	deletion	UNP P30613
B	?	-	GLU	deletion	UNP P30613
B	?	-	LEU	deletion	UNP P30613
B	?	-	VAL	deletion	UNP P30613
B	?	-	LYS	deletion	UNP P30613
B	?	-	GLY	deletion	UNP P30613
B	?	-	SER	deletion	UNP P30613
B	?	-	GLN	deletion	UNP P30613
B	?	-	VAL	deletion	UNP P30613
B	?	-	LEU	deletion	UNP P30613
B	?	-	VAL	deletion	UNP P30613
B	?	-	THR	deletion	UNP P30613
B	?	-	VAL	deletion	UNP P30613
B	?	-	ASP	deletion	UNP P30613
B	?	-	PRO	deletion	UNP P30613
B	?	-	ALA	deletion	UNP P30613

Continued on next page...

Continued from previous page...

Chain	Residue	Modelled	Actual	Comment	Reference
B	?	-	PHE	deletion	UNP P30613
B	?	-	ARG	deletion	UNP P30613
B	?	-	THR	deletion	UNP P30613
B	?	-	ARG	deletion	UNP P30613
B	?	-	GLY	deletion	UNP P30613
B	?	-	ASN	deletion	UNP P30613
B	?	-	ALA	deletion	UNP P30613
B	?	-	ASN	deletion	UNP P30613
B	?	-	THR	deletion	UNP P30613
B	?	-	VAL	deletion	UNP P30613
B	?	-	TRP	deletion	UNP P30613
B	?	-	VAL	deletion	UNP P30613
B	?	-	ASP	deletion	UNP P30613
B	?	-	TYR	deletion	UNP P30613
B	?	-	PRO	deletion	UNP P30613
B	?	-	ASN	deletion	UNP P30613
B	?	-	ILE	deletion	UNP P30613
B	?	-	VAL	deletion	UNP P30613
B	?	-	ARG	deletion	UNP P30613
B	?	-	VAL	deletion	UNP P30613
B	?	-	VAL	deletion	UNP P30613
B	?	-	PRO	deletion	UNP P30613
B	?	-	VAL	deletion	UNP P30613
B	?	-	GLY	deletion	UNP P30613
B	?	-	GLY	deletion	UNP P30613
B	?	-	ARG	deletion	UNP P30613
B	?	-	ILE	deletion	UNP P30613
B	?	-	TYR	deletion	UNP P30613
B	?	-	ILE	deletion	UNP P30613
B	?	-	ASP	deletion	UNP P30613
B	?	-	ASP	deletion	UNP P30613
B	?	-	GLY	deletion	UNP P30613
B	?	-	LEU	deletion	UNP P30613
B	?	-	ILE	deletion	UNP P30613
B	?	-	SER	deletion	UNP P30613
B	?	-	LEU	deletion	UNP P30613
B	?	-	VAL	deletion	UNP P30613
B	?	-	VAL	deletion	UNP P30613
B	?	-	GLN	deletion	UNP P30613
B	?	-	LYS	deletion	UNP P30613
B	?	-	ILE	deletion	UNP P30613
B	?	-	GLY	deletion	UNP P30613

Continued on next page...

Continued from previous page...

Chain	Residue	Modelled	Actual	Comment	Reference
B	?	-	PRO	deletion	UNP P30613
B	?	-	GLU	deletion	UNP P30613
B	?	-	GLY	deletion	UNP P30613
B	?	-	LEU	deletion	UNP P30613
B	?	-	VAL	deletion	UNP P30613
B	?	-	THR	deletion	UNP P30613
B	?	-	GLN	deletion	UNP P30613
B	?	-	VAL	deletion	UNP P30613
B	?	-	GLU	deletion	UNP P30613
B	?	-	ASN	deletion	UNP P30613
B	?	-	GLY	deletion	UNP P30613
B	?	-	GLY	deletion	UNP P30613
B	?	-	VAL	deletion	UNP P30613
B	?	-	LEU	deletion	UNP P30613
B	?	-	GLY	deletion	UNP P30613
B	?	-	SER	deletion	UNP P30613
B	?	-	ARG	deletion	UNP P30613
B	?	-	LYS	deletion	UNP P30613
B	?	-	GLY	deletion	UNP P30613
B	?	-	VAL	deletion	UNP P30613
B	?	-	ASN	deletion	UNP P30613
B	?	-	LEU	deletion	UNP P30613
B	?	-	PRO	deletion	UNP P30613
B	?	-	GLY	deletion	UNP P30613
B	?	-	ALA	deletion	UNP P30613
B	?	-	GLN	deletion	UNP P30613
B	130	GLY	VAL	conflict	UNP P30613
B	131	SER	ASP	conflict	UNP P30613
B	132	GLY	LEU	conflict	UNP P30613
C	0	SER	ALA	conflict	UNP P30613
C	1	MET	PRO	conflict	UNP P30613
C	2	GLU	GLY	conflict	UNP P30613
C	12	ASP	SER	conflict	UNP P30613
C	?	-	GLU	deletion	UNP P30613
C	?	-	ILE	deletion	UNP P30613
C	?	-	ARG	deletion	UNP P30613
C	?	-	THR	deletion	UNP P30613
C	?	-	GLY	deletion	UNP P30613
C	?	-	ILE	deletion	UNP P30613
C	?	-	LEU	deletion	UNP P30613
C	?	-	GLN	deletion	UNP P30613
C	?	-	GLY	deletion	UNP P30613

Continued on next page...

Continued from previous page...

Chain	Residue	Modelled	Actual	Comment	Reference
C	?	-	GLY	deletion	UNP P30613
C	?	-	PRO	deletion	UNP P30613
C	?	-	GLU	deletion	UNP P30613
C	?	-	SER	deletion	UNP P30613
C	?	-	GLU	deletion	UNP P30613
C	?	-	VAL	deletion	UNP P30613
C	?	-	GLU	deletion	UNP P30613
C	?	-	LEU	deletion	UNP P30613
C	?	-	VAL	deletion	UNP P30613
C	?	-	LYS	deletion	UNP P30613
C	?	-	GLY	deletion	UNP P30613
C	?	-	SER	deletion	UNP P30613
C	?	-	GLN	deletion	UNP P30613
C	?	-	VAL	deletion	UNP P30613
C	?	-	LEU	deletion	UNP P30613
C	?	-	VAL	deletion	UNP P30613
C	?	-	THR	deletion	UNP P30613
C	?	-	VAL	deletion	UNP P30613
C	?	-	ASP	deletion	UNP P30613
C	?	-	PRO	deletion	UNP P30613
C	?	-	ALA	deletion	UNP P30613
C	?	-	PHE	deletion	UNP P30613
C	?	-	ARG	deletion	UNP P30613
C	?	-	THR	deletion	UNP P30613
C	?	-	ARG	deletion	UNP P30613
C	?	-	GLY	deletion	UNP P30613
C	?	-	ASN	deletion	UNP P30613
C	?	-	ALA	deletion	UNP P30613
C	?	-	ASN	deletion	UNP P30613
C	?	-	THR	deletion	UNP P30613
C	?	-	VAL	deletion	UNP P30613
C	?	-	TRP	deletion	UNP P30613
C	?	-	VAL	deletion	UNP P30613
C	?	-	ASP	deletion	UNP P30613
C	?	-	TYR	deletion	UNP P30613
C	?	-	PRO	deletion	UNP P30613
C	?	-	ASN	deletion	UNP P30613
C	?	-	ILE	deletion	UNP P30613
C	?	-	VAL	deletion	UNP P30613
C	?	-	ARG	deletion	UNP P30613
C	?	-	VAL	deletion	UNP P30613
C	?	-	VAL	deletion	UNP P30613

Continued on next page...

Continued from previous page...

Chain	Residue	Modelled	Actual	Comment	Reference
C	?	-	PRO	deletion	UNP P30613
C	?	-	VAL	deletion	UNP P30613
C	?	-	GLY	deletion	UNP P30613
C	?	-	GLY	deletion	UNP P30613
C	?	-	ARG	deletion	UNP P30613
C	?	-	ILE	deletion	UNP P30613
C	?	-	TYR	deletion	UNP P30613
C	?	-	ILE	deletion	UNP P30613
C	?	-	ASP	deletion	UNP P30613
C	?	-	ASP	deletion	UNP P30613
C	?	-	GLY	deletion	UNP P30613
C	?	-	LEU	deletion	UNP P30613
C	?	-	ILE	deletion	UNP P30613
C	?	-	SER	deletion	UNP P30613
C	?	-	LEU	deletion	UNP P30613
C	?	-	VAL	deletion	UNP P30613
C	?	-	VAL	deletion	UNP P30613
C	?	-	GLN	deletion	UNP P30613
C	?	-	LYS	deletion	UNP P30613
C	?	-	ILE	deletion	UNP P30613
C	?	-	GLY	deletion	UNP P30613
C	?	-	PRO	deletion	UNP P30613
C	?	-	GLU	deletion	UNP P30613
C	?	-	GLY	deletion	UNP P30613
C	?	-	LEU	deletion	UNP P30613
C	?	-	VAL	deletion	UNP P30613
C	?	-	THR	deletion	UNP P30613
C	?	-	GLN	deletion	UNP P30613
C	?	-	VAL	deletion	UNP P30613
C	?	-	GLU	deletion	UNP P30613
C	?	-	ASN	deletion	UNP P30613
C	?	-	GLY	deletion	UNP P30613
C	?	-	GLY	deletion	UNP P30613
C	?	-	VAL	deletion	UNP P30613
C	?	-	LEU	deletion	UNP P30613
C	?	-	GLY	deletion	UNP P30613
C	?	-	SER	deletion	UNP P30613
C	?	-	ARG	deletion	UNP P30613
C	?	-	LYS	deletion	UNP P30613
C	?	-	GLY	deletion	UNP P30613
C	?	-	VAL	deletion	UNP P30613
C	?	-	ASN	deletion	UNP P30613

Continued on next page...

Continued from previous page...

Chain	Residue	Modelled	Actual	Comment	Reference
C	?	-	LEU	deletion	UNP P30613
C	?	-	PRO	deletion	UNP P30613
C	?	-	GLY	deletion	UNP P30613
C	?	-	ALA	deletion	UNP P30613
C	?	-	GLN	deletion	UNP P30613
C	130	GLY	VAL	conflict	UNP P30613
C	131	SER	ASP	conflict	UNP P30613
C	132	GLY	LEU	conflict	UNP P30613
D	0	SER	ALA	conflict	UNP P30613
D	1	MET	PRO	conflict	UNP P30613
D	2	GLU	GLY	conflict	UNP P30613
D	12	ASP	SER	conflict	UNP P30613
D	?	-	GLU	deletion	UNP P30613
D	?	-	ILE	deletion	UNP P30613
D	?	-	ARG	deletion	UNP P30613
D	?	-	THR	deletion	UNP P30613
D	?	-	GLY	deletion	UNP P30613
D	?	-	ILE	deletion	UNP P30613
D	?	-	LEU	deletion	UNP P30613
D	?	-	GLN	deletion	UNP P30613
D	?	-	GLY	deletion	UNP P30613
D	?	-	GLY	deletion	UNP P30613
D	?	-	PRO	deletion	UNP P30613
D	?	-	GLU	deletion	UNP P30613
D	?	-	SER	deletion	UNP P30613
D	?	-	GLU	deletion	UNP P30613
D	?	-	VAL	deletion	UNP P30613
D	?	-	GLU	deletion	UNP P30613
D	?	-	LEU	deletion	UNP P30613
D	?	-	VAL	deletion	UNP P30613
D	?	-	LYS	deletion	UNP P30613
D	?	-	GLY	deletion	UNP P30613
D	?	-	SER	deletion	UNP P30613
D	?	-	GLN	deletion	UNP P30613
D	?	-	VAL	deletion	UNP P30613
D	?	-	LEU	deletion	UNP P30613
D	?	-	VAL	deletion	UNP P30613
D	?	-	THR	deletion	UNP P30613
D	?	-	VAL	deletion	UNP P30613
D	?	-	ASP	deletion	UNP P30613
D	?	-	PRO	deletion	UNP P30613
D	?	-	ALA	deletion	UNP P30613

Continued on next page...

Continued from previous page...

Chain	Residue	Modelled	Actual	Comment	Reference
D	?	-	PHE	deletion	UNP P30613
D	?	-	ARG	deletion	UNP P30613
D	?	-	THR	deletion	UNP P30613
D	?	-	ARG	deletion	UNP P30613
D	?	-	GLY	deletion	UNP P30613
D	?	-	ASN	deletion	UNP P30613
D	?	-	ALA	deletion	UNP P30613
D	?	-	ASN	deletion	UNP P30613
D	?	-	THR	deletion	UNP P30613
D	?	-	VAL	deletion	UNP P30613
D	?	-	TRP	deletion	UNP P30613
D	?	-	VAL	deletion	UNP P30613
D	?	-	ASP	deletion	UNP P30613
D	?	-	TYR	deletion	UNP P30613
D	?	-	PRO	deletion	UNP P30613
D	?	-	ASN	deletion	UNP P30613
D	?	-	ILE	deletion	UNP P30613
D	?	-	VAL	deletion	UNP P30613
D	?	-	ARG	deletion	UNP P30613
D	?	-	VAL	deletion	UNP P30613
D	?	-	VAL	deletion	UNP P30613
D	?	-	PRO	deletion	UNP P30613
D	?	-	VAL	deletion	UNP P30613
D	?	-	GLY	deletion	UNP P30613
D	?	-	GLY	deletion	UNP P30613
D	?	-	ARG	deletion	UNP P30613
D	?	-	ILE	deletion	UNP P30613
D	?	-	TYR	deletion	UNP P30613
D	?	-	ILE	deletion	UNP P30613
D	?	-	ASP	deletion	UNP P30613
D	?	-	ASP	deletion	UNP P30613
D	?	-	GLY	deletion	UNP P30613
D	?	-	LEU	deletion	UNP P30613
D	?	-	ILE	deletion	UNP P30613
D	?	-	SER	deletion	UNP P30613
D	?	-	LEU	deletion	UNP P30613
D	?	-	VAL	deletion	UNP P30613
D	?	-	VAL	deletion	UNP P30613
D	?	-	GLN	deletion	UNP P30613
D	?	-	LYS	deletion	UNP P30613
D	?	-	ILE	deletion	UNP P30613
D	?	-	GLY	deletion	UNP P30613

Continued on next page...

Continued from previous page...

Chain	Residue	Modelled	Actual	Comment	Reference
D	?	-	PRO	deletion	UNP P30613
D	?	-	GLU	deletion	UNP P30613
D	?	-	GLY	deletion	UNP P30613
D	?	-	LEU	deletion	UNP P30613
D	?	-	VAL	deletion	UNP P30613
D	?	-	THR	deletion	UNP P30613
D	?	-	GLN	deletion	UNP P30613
D	?	-	VAL	deletion	UNP P30613
D	?	-	GLU	deletion	UNP P30613
D	?	-	ASN	deletion	UNP P30613
D	?	-	GLY	deletion	UNP P30613
D	?	-	GLY	deletion	UNP P30613
D	?	-	VAL	deletion	UNP P30613
D	?	-	LEU	deletion	UNP P30613
D	?	-	GLY	deletion	UNP P30613
D	?	-	SER	deletion	UNP P30613
D	?	-	ARG	deletion	UNP P30613
D	?	-	LYS	deletion	UNP P30613
D	?	-	GLY	deletion	UNP P30613
D	?	-	VAL	deletion	UNP P30613
D	?	-	ASN	deletion	UNP P30613
D	?	-	LEU	deletion	UNP P30613
D	?	-	PRO	deletion	UNP P30613
D	?	-	GLY	deletion	UNP P30613
D	?	-	ALA	deletion	UNP P30613
D	?	-	GLN	deletion	UNP P30613
D	130	GLY	VAL	conflict	UNP P30613
D	131	SER	ASP	conflict	UNP P30613
D	132	GLY	LEU	conflict	UNP P30613
E	0	SER	ALA	conflict	UNP P30613
E	1	MET	PRO	conflict	UNP P30613
E	2	GLU	GLY	conflict	UNP P30613
E	12	ASP	SER	conflict	UNP P30613
E	?	-	GLU	deletion	UNP P30613
E	?	-	ILE	deletion	UNP P30613
E	?	-	ARG	deletion	UNP P30613
E	?	-	THR	deletion	UNP P30613
E	?	-	GLY	deletion	UNP P30613
E	?	-	ILE	deletion	UNP P30613
E	?	-	LEU	deletion	UNP P30613
E	?	-	GLN	deletion	UNP P30613
E	?	-	GLY	deletion	UNP P30613

Continued on next page...

Continued from previous page...

Chain	Residue	Modelled	Actual	Comment	Reference
E	?	-	GLY	deletion	UNP P30613
E	?	-	PRO	deletion	UNP P30613
E	?	-	GLU	deletion	UNP P30613
E	?	-	SER	deletion	UNP P30613
E	?	-	GLU	deletion	UNP P30613
E	?	-	VAL	deletion	UNP P30613
E	?	-	GLU	deletion	UNP P30613
E	?	-	LEU	deletion	UNP P30613
E	?	-	VAL	deletion	UNP P30613
E	?	-	LYS	deletion	UNP P30613
E	?	-	GLY	deletion	UNP P30613
E	?	-	SER	deletion	UNP P30613
E	?	-	GLN	deletion	UNP P30613
E	?	-	VAL	deletion	UNP P30613
E	?	-	LEU	deletion	UNP P30613
E	?	-	VAL	deletion	UNP P30613
E	?	-	THR	deletion	UNP P30613
E	?	-	VAL	deletion	UNP P30613
E	?	-	ASP	deletion	UNP P30613
E	?	-	PRO	deletion	UNP P30613
E	?	-	ALA	deletion	UNP P30613
E	?	-	PHE	deletion	UNP P30613
E	?	-	ARG	deletion	UNP P30613
E	?	-	THR	deletion	UNP P30613
E	?	-	ARG	deletion	UNP P30613
E	?	-	GLY	deletion	UNP P30613
E	?	-	ASN	deletion	UNP P30613
E	?	-	ALA	deletion	UNP P30613
E	?	-	ASN	deletion	UNP P30613
E	?	-	THR	deletion	UNP P30613
E	?	-	VAL	deletion	UNP P30613
E	?	-	TRP	deletion	UNP P30613
E	?	-	VAL	deletion	UNP P30613
E	?	-	ASP	deletion	UNP P30613
E	?	-	TYR	deletion	UNP P30613
E	?	-	PRO	deletion	UNP P30613
E	?	-	ASN	deletion	UNP P30613
E	?	-	ILE	deletion	UNP P30613
E	?	-	VAL	deletion	UNP P30613
E	?	-	ARG	deletion	UNP P30613
E	?	-	VAL	deletion	UNP P30613
E	?	-	VAL	deletion	UNP P30613

Continued on next page...

Continued from previous page...

Chain	Residue	Modelled	Actual	Comment	Reference
E	?	-	PRO	deletion	UNP P30613
E	?	-	VAL	deletion	UNP P30613
E	?	-	GLY	deletion	UNP P30613
E	?	-	GLY	deletion	UNP P30613
E	?	-	ARG	deletion	UNP P30613
E	?	-	ILE	deletion	UNP P30613
E	?	-	TYR	deletion	UNP P30613
E	?	-	ILE	deletion	UNP P30613
E	?	-	ASP	deletion	UNP P30613
E	?	-	ASP	deletion	UNP P30613
E	?	-	GLY	deletion	UNP P30613
E	?	-	LEU	deletion	UNP P30613
E	?	-	ILE	deletion	UNP P30613
E	?	-	SER	deletion	UNP P30613
E	?	-	LEU	deletion	UNP P30613
E	?	-	VAL	deletion	UNP P30613
E	?	-	VAL	deletion	UNP P30613
E	?	-	GLN	deletion	UNP P30613
E	?	-	LYS	deletion	UNP P30613
E	?	-	ILE	deletion	UNP P30613
E	?	-	GLY	deletion	UNP P30613
E	?	-	PRO	deletion	UNP P30613
E	?	-	GLU	deletion	UNP P30613
E	?	-	GLY	deletion	UNP P30613
E	?	-	LEU	deletion	UNP P30613
E	?	-	VAL	deletion	UNP P30613
E	?	-	THR	deletion	UNP P30613
E	?	-	GLN	deletion	UNP P30613
E	?	-	VAL	deletion	UNP P30613
E	?	-	GLU	deletion	UNP P30613
E	?	-	ASN	deletion	UNP P30613
E	?	-	GLY	deletion	UNP P30613
E	?	-	GLY	deletion	UNP P30613
E	?	-	VAL	deletion	UNP P30613
E	?	-	LEU	deletion	UNP P30613
E	?	-	GLY	deletion	UNP P30613
E	?	-	SER	deletion	UNP P30613
E	?	-	ARG	deletion	UNP P30613
E	?	-	LYS	deletion	UNP P30613
E	?	-	GLY	deletion	UNP P30613
E	?	-	VAL	deletion	UNP P30613
E	?	-	ASN	deletion	UNP P30613

Continued on next page...

Continued from previous page...

Chain	Residue	Modelled	Actual	Comment	Reference
E	?	-	LEU	deletion	UNP P30613
E	?	-	PRO	deletion	UNP P30613
E	?	-	GLY	deletion	UNP P30613
E	?	-	ALA	deletion	UNP P30613
E	?	-	GLN	deletion	UNP P30613
E	130	GLY	VAL	conflict	UNP P30613
E	131	SER	ASP	conflict	UNP P30613
E	132	GLY	LEU	conflict	UNP P30613
F	0	SER	ALA	conflict	UNP P30613
F	1	MET	PRO	conflict	UNP P30613
F	2	GLU	GLY	conflict	UNP P30613
F	12	ASP	SER	conflict	UNP P30613
F	?	-	GLU	deletion	UNP P30613
F	?	-	ILE	deletion	UNP P30613
F	?	-	ARG	deletion	UNP P30613
F	?	-	THR	deletion	UNP P30613
F	?	-	GLY	deletion	UNP P30613
F	?	-	ILE	deletion	UNP P30613
F	?	-	LEU	deletion	UNP P30613
F	?	-	GLN	deletion	UNP P30613
F	?	-	GLY	deletion	UNP P30613
F	?	-	GLY	deletion	UNP P30613
F	?	-	PRO	deletion	UNP P30613
F	?	-	GLU	deletion	UNP P30613
F	?	-	SER	deletion	UNP P30613
F	?	-	GLU	deletion	UNP P30613
F	?	-	VAL	deletion	UNP P30613
F	?	-	GLU	deletion	UNP P30613
F	?	-	LEU	deletion	UNP P30613
F	?	-	VAL	deletion	UNP P30613
F	?	-	LYS	deletion	UNP P30613
F	?	-	GLY	deletion	UNP P30613
F	?	-	SER	deletion	UNP P30613
F	?	-	GLN	deletion	UNP P30613
F	?	-	VAL	deletion	UNP P30613
F	?	-	LEU	deletion	UNP P30613
F	?	-	VAL	deletion	UNP P30613
F	?	-	THR	deletion	UNP P30613
F	?	-	VAL	deletion	UNP P30613
F	?	-	ASP	deletion	UNP P30613
F	?	-	PRO	deletion	UNP P30613
F	?	-	ALA	deletion	UNP P30613

Continued on next page...

Continued from previous page...

Chain	Residue	Modelled	Actual	Comment	Reference
F	?	-	PHE	deletion	UNP P30613
F	?	-	ARG	deletion	UNP P30613
F	?	-	THR	deletion	UNP P30613
F	?	-	ARG	deletion	UNP P30613
F	?	-	GLY	deletion	UNP P30613
F	?	-	ASN	deletion	UNP P30613
F	?	-	ALA	deletion	UNP P30613
F	?	-	ASN	deletion	UNP P30613
F	?	-	THR	deletion	UNP P30613
F	?	-	VAL	deletion	UNP P30613
F	?	-	TRP	deletion	UNP P30613
F	?	-	VAL	deletion	UNP P30613
F	?	-	ASP	deletion	UNP P30613
F	?	-	TYR	deletion	UNP P30613
F	?	-	PRO	deletion	UNP P30613
F	?	-	ASN	deletion	UNP P30613
F	?	-	ILE	deletion	UNP P30613
F	?	-	VAL	deletion	UNP P30613
F	?	-	ARG	deletion	UNP P30613
F	?	-	VAL	deletion	UNP P30613
F	?	-	VAL	deletion	UNP P30613
F	?	-	PRO	deletion	UNP P30613
F	?	-	VAL	deletion	UNP P30613
F	?	-	GLY	deletion	UNP P30613
F	?	-	GLY	deletion	UNP P30613
F	?	-	ARG	deletion	UNP P30613
F	?	-	ILE	deletion	UNP P30613
F	?	-	TYR	deletion	UNP P30613
F	?	-	ILE	deletion	UNP P30613
F	?	-	ASP	deletion	UNP P30613
F	?	-	ASP	deletion	UNP P30613
F	?	-	GLY	deletion	UNP P30613
F	?	-	LEU	deletion	UNP P30613
F	?	-	ILE	deletion	UNP P30613
F	?	-	SER	deletion	UNP P30613
F	?	-	LEU	deletion	UNP P30613
F	?	-	VAL	deletion	UNP P30613
F	?	-	VAL	deletion	UNP P30613
F	?	-	GLN	deletion	UNP P30613
F	?	-	LYS	deletion	UNP P30613
F	?	-	ILE	deletion	UNP P30613
F	?	-	GLY	deletion	UNP P30613

Continued on next page...

Continued from previous page...

Chain	Residue	Modelled	Actual	Comment	Reference
F	?	-	PRO	deletion	UNP P30613
F	?	-	GLU	deletion	UNP P30613
F	?	-	GLY	deletion	UNP P30613
F	?	-	LEU	deletion	UNP P30613
F	?	-	VAL	deletion	UNP P30613
F	?	-	THR	deletion	UNP P30613
F	?	-	GLN	deletion	UNP P30613
F	?	-	VAL	deletion	UNP P30613
F	?	-	GLU	deletion	UNP P30613
F	?	-	ASN	deletion	UNP P30613
F	?	-	GLY	deletion	UNP P30613
F	?	-	GLY	deletion	UNP P30613
F	?	-	VAL	deletion	UNP P30613
F	?	-	LEU	deletion	UNP P30613
F	?	-	GLY	deletion	UNP P30613
F	?	-	SER	deletion	UNP P30613
F	?	-	ARG	deletion	UNP P30613
F	?	-	LYS	deletion	UNP P30613
F	?	-	GLY	deletion	UNP P30613
F	?	-	VAL	deletion	UNP P30613
F	?	-	ASN	deletion	UNP P30613
F	?	-	LEU	deletion	UNP P30613
F	?	-	PRO	deletion	UNP P30613
F	?	-	GLY	deletion	UNP P30613
F	?	-	ALA	deletion	UNP P30613
F	?	-	GLN	deletion	UNP P30613
F	130	GLY	VAL	conflict	UNP P30613
F	131	SER	ASP	conflict	UNP P30613
F	132	GLY	LEU	conflict	UNP P30613
G	0	SER	ALA	conflict	UNP P30613
G	1	MET	PRO	conflict	UNP P30613
G	2	GLU	GLY	conflict	UNP P30613
G	12	ASP	SER	conflict	UNP P30613
G	?	-	GLU	deletion	UNP P30613
G	?	-	ILE	deletion	UNP P30613
G	?	-	ARG	deletion	UNP P30613
G	?	-	THR	deletion	UNP P30613
G	?	-	GLY	deletion	UNP P30613
G	?	-	ILE	deletion	UNP P30613
G	?	-	LEU	deletion	UNP P30613
G	?	-	GLN	deletion	UNP P30613
G	?	-	GLY	deletion	UNP P30613

Continued on next page...

Continued from previous page...

Chain	Residue	Modelled	Actual	Comment	Reference
G	?	-	GLY	deletion	UNP P30613
G	?	-	PRO	deletion	UNP P30613
G	?	-	GLU	deletion	UNP P30613
G	?	-	SER	deletion	UNP P30613
G	?	-	GLU	deletion	UNP P30613
G	?	-	VAL	deletion	UNP P30613
G	?	-	GLU	deletion	UNP P30613
G	?	-	LEU	deletion	UNP P30613
G	?	-	VAL	deletion	UNP P30613
G	?	-	LYS	deletion	UNP P30613
G	?	-	GLY	deletion	UNP P30613
G	?	-	SER	deletion	UNP P30613
G	?	-	GLN	deletion	UNP P30613
G	?	-	VAL	deletion	UNP P30613
G	?	-	LEU	deletion	UNP P30613
G	?	-	VAL	deletion	UNP P30613
G	?	-	THR	deletion	UNP P30613
G	?	-	VAL	deletion	UNP P30613
G	?	-	ASP	deletion	UNP P30613
G	?	-	PRO	deletion	UNP P30613
G	?	-	ALA	deletion	UNP P30613
G	?	-	PHE	deletion	UNP P30613
G	?	-	ARG	deletion	UNP P30613
G	?	-	THR	deletion	UNP P30613
G	?	-	ARG	deletion	UNP P30613
G	?	-	GLY	deletion	UNP P30613
G	?	-	ASN	deletion	UNP P30613
G	?	-	ALA	deletion	UNP P30613
G	?	-	ASN	deletion	UNP P30613
G	?	-	THR	deletion	UNP P30613
G	?	-	VAL	deletion	UNP P30613
G	?	-	TRP	deletion	UNP P30613
G	?	-	VAL	deletion	UNP P30613
G	?	-	ASP	deletion	UNP P30613
G	?	-	TYR	deletion	UNP P30613
G	?	-	PRO	deletion	UNP P30613
G	?	-	ASN	deletion	UNP P30613
G	?	-	ILE	deletion	UNP P30613
G	?	-	VAL	deletion	UNP P30613
G	?	-	ARG	deletion	UNP P30613
G	?	-	VAL	deletion	UNP P30613
G	?	-	VAL	deletion	UNP P30613

Continued on next page...

Continued from previous page...

Chain	Residue	Modelled	Actual	Comment	Reference
G	?	-	PRO	deletion	UNP P30613
G	?	-	VAL	deletion	UNP P30613
G	?	-	GLY	deletion	UNP P30613
G	?	-	GLY	deletion	UNP P30613
G	?	-	ARG	deletion	UNP P30613
G	?	-	ILE	deletion	UNP P30613
G	?	-	TYR	deletion	UNP P30613
G	?	-	ILE	deletion	UNP P30613
G	?	-	ASP	deletion	UNP P30613
G	?	-	ASP	deletion	UNP P30613
G	?	-	GLY	deletion	UNP P30613
G	?	-	LEU	deletion	UNP P30613
G	?	-	ILE	deletion	UNP P30613
G	?	-	SER	deletion	UNP P30613
G	?	-	LEU	deletion	UNP P30613
G	?	-	VAL	deletion	UNP P30613
G	?	-	VAL	deletion	UNP P30613
G	?	-	GLN	deletion	UNP P30613
G	?	-	LYS	deletion	UNP P30613
G	?	-	ILE	deletion	UNP P30613
G	?	-	GLY	deletion	UNP P30613
G	?	-	PRO	deletion	UNP P30613
G	?	-	GLU	deletion	UNP P30613
G	?	-	GLY	deletion	UNP P30613
G	?	-	LEU	deletion	UNP P30613
G	?	-	VAL	deletion	UNP P30613
G	?	-	THR	deletion	UNP P30613
G	?	-	GLN	deletion	UNP P30613
G	?	-	VAL	deletion	UNP P30613
G	?	-	GLU	deletion	UNP P30613
G	?	-	ASN	deletion	UNP P30613
G	?	-	GLY	deletion	UNP P30613
G	?	-	GLY	deletion	UNP P30613
G	?	-	VAL	deletion	UNP P30613
G	?	-	LEU	deletion	UNP P30613
G	?	-	GLY	deletion	UNP P30613
G	?	-	SER	deletion	UNP P30613
G	?	-	ARG	deletion	UNP P30613
G	?	-	LYS	deletion	UNP P30613
G	?	-	GLY	deletion	UNP P30613
G	?	-	VAL	deletion	UNP P30613
G	?	-	ASN	deletion	UNP P30613

Continued on next page...

Continued from previous page...

Chain	Residue	Modelled	Actual	Comment	Reference
G	?	-	LEU	deletion	UNP P30613
G	?	-	PRO	deletion	UNP P30613
G	?	-	GLY	deletion	UNP P30613
G	?	-	ALA	deletion	UNP P30613
G	?	-	GLN	deletion	UNP P30613
G	130	GLY	VAL	conflict	UNP P30613
G	131	SER	ASP	conflict	UNP P30613
G	132	GLY	LEU	conflict	UNP P30613
H	0	SER	ALA	conflict	UNP P30613
H	1	MET	PRO	conflict	UNP P30613
H	2	GLU	GLY	conflict	UNP P30613
H	12	ASP	SER	conflict	UNP P30613
H	?	-	GLU	deletion	UNP P30613
H	?	-	ILE	deletion	UNP P30613
H	?	-	ARG	deletion	UNP P30613
H	?	-	THR	deletion	UNP P30613
H	?	-	GLY	deletion	UNP P30613
H	?	-	ILE	deletion	UNP P30613
H	?	-	LEU	deletion	UNP P30613
H	?	-	GLN	deletion	UNP P30613
H	?	-	GLY	deletion	UNP P30613
H	?	-	GLY	deletion	UNP P30613
H	?	-	PRO	deletion	UNP P30613
H	?	-	GLU	deletion	UNP P30613
H	?	-	SER	deletion	UNP P30613
H	?	-	GLU	deletion	UNP P30613
H	?	-	VAL	deletion	UNP P30613
H	?	-	GLU	deletion	UNP P30613
H	?	-	LEU	deletion	UNP P30613
H	?	-	VAL	deletion	UNP P30613
H	?	-	LYS	deletion	UNP P30613
H	?	-	GLY	deletion	UNP P30613
H	?	-	SER	deletion	UNP P30613
H	?	-	GLN	deletion	UNP P30613
H	?	-	VAL	deletion	UNP P30613
H	?	-	LEU	deletion	UNP P30613
H	?	-	VAL	deletion	UNP P30613
H	?	-	THR	deletion	UNP P30613
H	?	-	VAL	deletion	UNP P30613
H	?	-	ASP	deletion	UNP P30613
H	?	-	PRO	deletion	UNP P30613
H	?	-	ALA	deletion	UNP P30613

Continued on next page...

Continued from previous page...

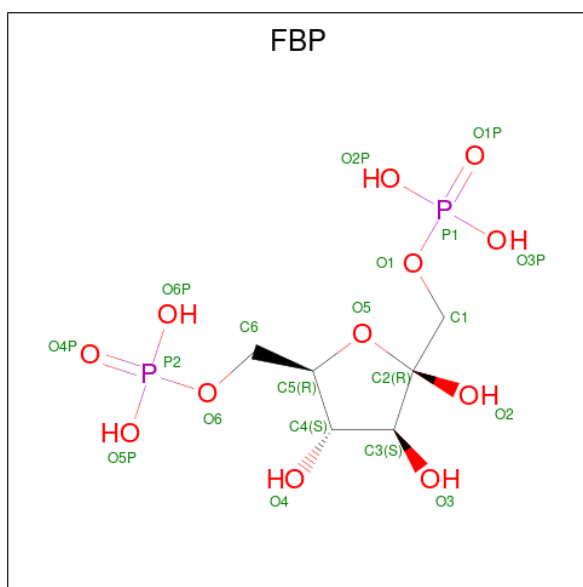
Chain	Residue	Modelled	Actual	Comment	Reference
H	?	-	PHE	deletion	UNP P30613
H	?	-	ARG	deletion	UNP P30613
H	?	-	THR	deletion	UNP P30613
H	?	-	ARG	deletion	UNP P30613
H	?	-	GLY	deletion	UNP P30613
H	?	-	ASN	deletion	UNP P30613
H	?	-	ALA	deletion	UNP P30613
H	?	-	ASN	deletion	UNP P30613
H	?	-	THR	deletion	UNP P30613
H	?	-	VAL	deletion	UNP P30613
H	?	-	TRP	deletion	UNP P30613
H	?	-	VAL	deletion	UNP P30613
H	?	-	ASP	deletion	UNP P30613
H	?	-	TYR	deletion	UNP P30613
H	?	-	PRO	deletion	UNP P30613
H	?	-	ASN	deletion	UNP P30613
H	?	-	ILE	deletion	UNP P30613
H	?	-	VAL	deletion	UNP P30613
H	?	-	ARG	deletion	UNP P30613
H	?	-	VAL	deletion	UNP P30613
H	?	-	VAL	deletion	UNP P30613
H	?	-	PRO	deletion	UNP P30613
H	?	-	VAL	deletion	UNP P30613
H	?	-	GLY	deletion	UNP P30613
H	?	-	GLY	deletion	UNP P30613
H	?	-	ARG	deletion	UNP P30613
H	?	-	ILE	deletion	UNP P30613
H	?	-	TYR	deletion	UNP P30613
H	?	-	ILE	deletion	UNP P30613
H	?	-	ASP	deletion	UNP P30613
H	?	-	ASP	deletion	UNP P30613
H	?	-	GLY	deletion	UNP P30613
H	?	-	LEU	deletion	UNP P30613
H	?	-	ILE	deletion	UNP P30613
H	?	-	SER	deletion	UNP P30613
H	?	-	LEU	deletion	UNP P30613
H	?	-	VAL	deletion	UNP P30613
H	?	-	VAL	deletion	UNP P30613
H	?	-	GLN	deletion	UNP P30613
H	?	-	LYS	deletion	UNP P30613
H	?	-	ILE	deletion	UNP P30613
H	?	-	GLY	deletion	UNP P30613

Continued on next page...

Continued from previous page...

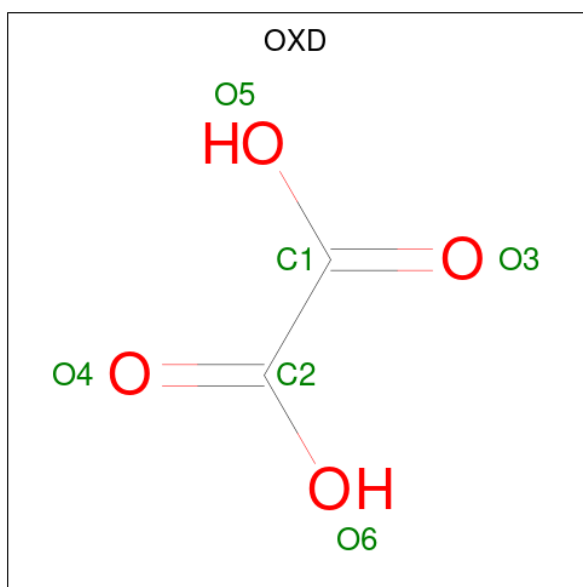
Chain	Residue	Modelled	Actual	Comment	Reference
H	?	-	PRO	deletion	UNP P30613
H	?	-	GLU	deletion	UNP P30613
H	?	-	GLY	deletion	UNP P30613
H	?	-	LEU	deletion	UNP P30613
H	?	-	VAL	deletion	UNP P30613
H	?	-	THR	deletion	UNP P30613
H	?	-	GLN	deletion	UNP P30613
H	?	-	VAL	deletion	UNP P30613
H	?	-	GLU	deletion	UNP P30613
H	?	-	ASN	deletion	UNP P30613
H	?	-	GLY	deletion	UNP P30613
H	?	-	GLY	deletion	UNP P30613
H	?	-	VAL	deletion	UNP P30613
H	?	-	LEU	deletion	UNP P30613
H	?	-	GLY	deletion	UNP P30613
H	?	-	SER	deletion	UNP P30613
H	?	-	ARG	deletion	UNP P30613
H	?	-	LYS	deletion	UNP P30613
H	?	-	GLY	deletion	UNP P30613
H	?	-	VAL	deletion	UNP P30613
H	?	-	ASN	deletion	UNP P30613
H	?	-	LEU	deletion	UNP P30613
H	?	-	PRO	deletion	UNP P30613
H	?	-	GLY	deletion	UNP P30613
H	?	-	ALA	deletion	UNP P30613
H	?	-	GLN	deletion	UNP P30613
H	130	GLY	VAL	conflict	UNP P30613
H	131	SER	ASP	conflict	UNP P30613
H	132	GLY	LEU	conflict	UNP P30613

- Molecule 2 is 1,6-di-O-phosphono-beta-D-fructofuranose (three-letter code: FBP) (formula: $C_6H_{14}O_{12}P_2$).



Mol	Chain	Residues	Atoms				ZeroOcc	AltConf
			Total	C	O	P		
2	A	1	20	6	12	2	0	0
2	B	1	20	6	12	2	0	0
2	C	1	20	6	12	2	0	0
2	D	1	20	6	12	2	0	0
2	E	1	20	6	12	2	0	0
2	F	1	20	6	12	2	0	0
2	G	1	20	6	12	2	0	0
2	H	1	20	6	12	2	0	0

- Molecule 3 is OXALIC ACID (three-letter code: OXD) (formula: C₂H₂O₄).



Mol	Chain	Residues	Atoms	ZeroOcc	AltConf
3	A	1	Total C O 6 2 4	0	0
3	B	1	Total C O 6 2 4	0	0
3	C	1	Total C O 6 2 4	0	0
3	D	1	Total C O 6 2 4	0	0
3	E	1	Total C O 6 2 4	0	0
3	F	1	Total C O 6 2 4	0	0
3	G	1	Total C O 6 2 4	0	0
3	H	1	Total C O 6 2 4	0	0

- Molecule 4 is MAGNESIUM ION (three-letter code: MG) (formula: Mg).

Mol	Chain	Residues	Atoms	ZeroOcc	AltConf
4	A	1	Total Mg 1 1	0	0
4	B	1	Total Mg 1 1	0	0
4	C	1	Total Mg 1 1	0	0
4	D	1	Total Mg 1 1	0	0

Continued on next page...

Continued from previous page...

Mol	Chain	Residues	Atoms	ZeroOcc	AltConf
4	E	1	Total Mg 1 1	0	0
4	F	1	Total Mg 1 1	0	0
4	G	1	Total Mg 1 1	0	0
4	H	1	Total Mg 1 1	0	0

- Molecule 5 is POTASSIUM ION (three-letter code: K) (formula: K).

Mol	Chain	Residues	Atoms	ZeroOcc	AltConf
5	A	1	Total K 1 1	0	0
5	B	1	Total K 1 1	0	0
5	C	1	Total K 1 1	0	0
5	D	1	Total K 1 1	0	0
5	E	1	Total K 1 1	0	0
5	F	1	Total K 1 1	0	0
5	G	1	Total K 1 1	0	0
5	H	1	Total K 1 1	0	0

- Molecule 6 is SODIUM ION (three-letter code: NA) (formula: Na).

Mol	Chain	Residues	Atoms	ZeroOcc	AltConf
6	B	1	Total Na 1 1	0	0
6	C	1	Total Na 1 1	0	0
6	D	1	Total Na 1 1	0	0
6	F	1	Total Na 1 1	0	0
6	G	1	Total Na 1 1	0	0

Continued on next page...

Continued from previous page...

Mol	Chain	Residues	Atoms		ZeroOcc	AltConf
6	H	1	Total	Na	0	0
			1	1		

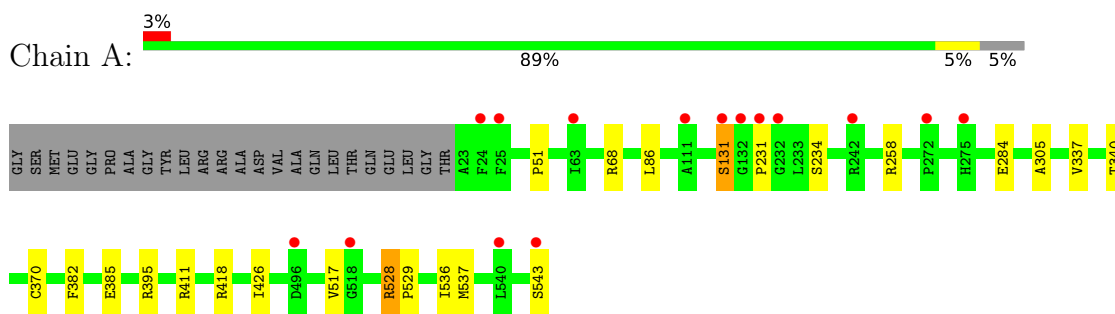
- Molecule 7 is water.

Mol	Chain	Residues	Atoms		ZeroOcc	AltConf
7	A	258	Total	O	0	0
			258	258		
7	B	235	Total	O	0	0
			235	235		
7	C	370	Total	O	0	0
			370	370		
7	D	383	Total	O	0	0
			383	383		
7	E	246	Total	O	0	0
			246	246		
7	F	283	Total	O	0	0
			283	283		
7	G	368	Total	O	0	0
			368	368		
7	H	419	Total	O	0	0
			419	419		

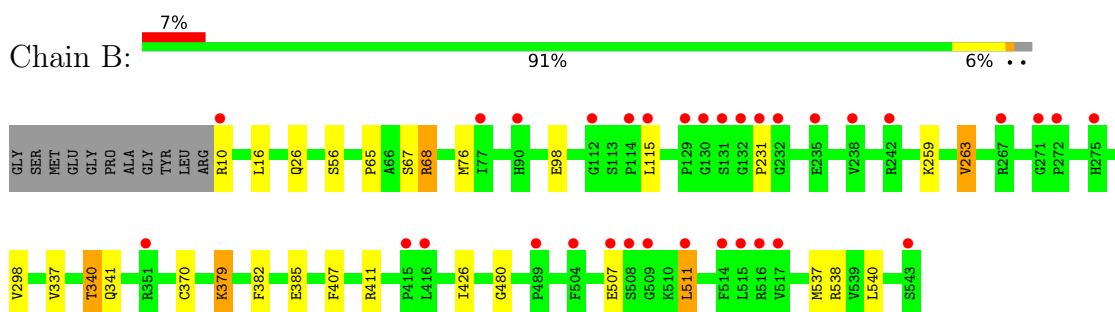
3 Residue-property plots [i](#)

These plots are drawn for all protein, RNA, DNA and oligosaccharide chains in the entry. The first graphic for a chain summarises the proportions of the various outlier classes displayed in the second graphic. The second graphic shows the sequence view annotated by issues in geometry and electron density. Residues are color-coded according to the number of geometric quality criteria for which they contain at least one outlier: green = 0, yellow = 1, orange = 2 and red = 3 or more. A red dot above a residue indicates a poor fit to the electron density ($RSRZ > 2$). Stretches of 2 or more consecutive residues without any outlier are shown as a green connector. Residues present in the sample, but not in the model, are shown in grey.

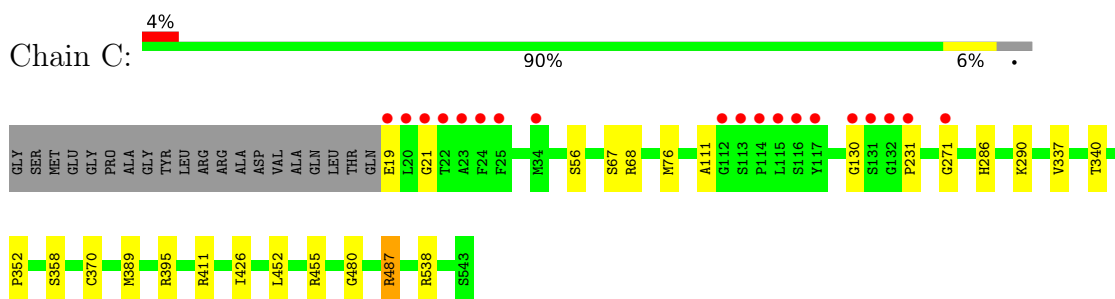
- Molecule 1: Pyruvate kinase PKLR



- Molecule 1: Pyruvate kinase PKLR

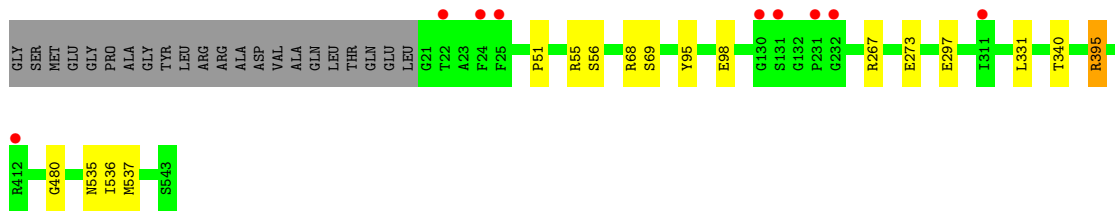


- Molecule 1: Pyruvate kinase PKLR

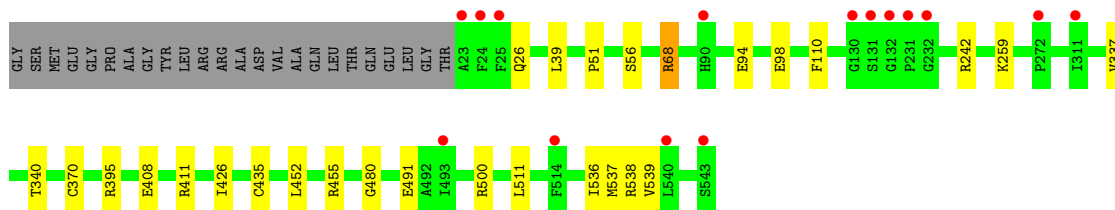
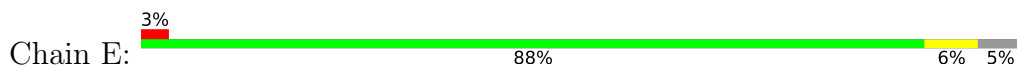


- Molecule 1: Pyruvate kinase PKLR

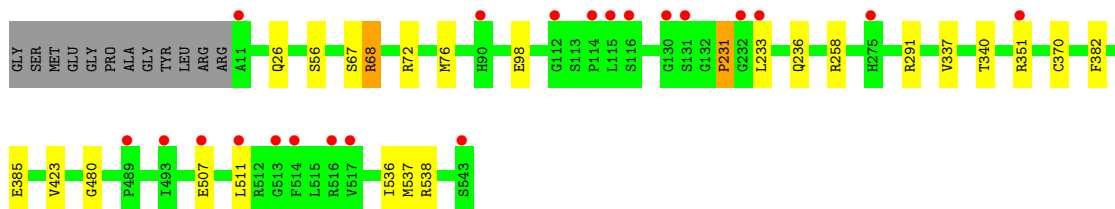
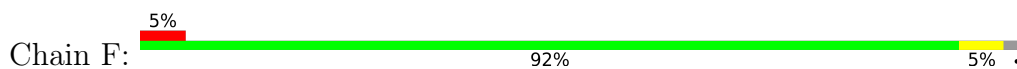




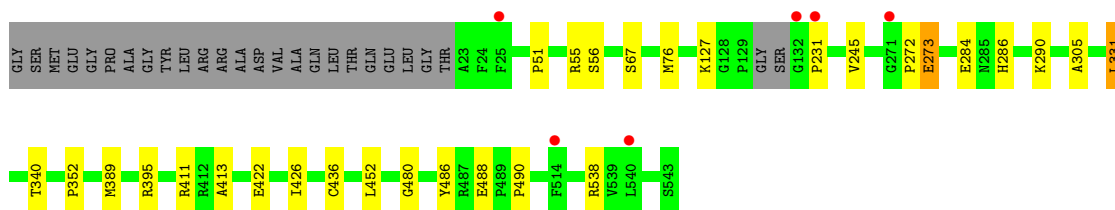
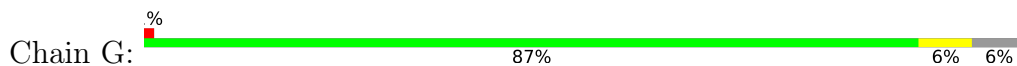
● Molecule 1: Pyruvate kinase PKLR



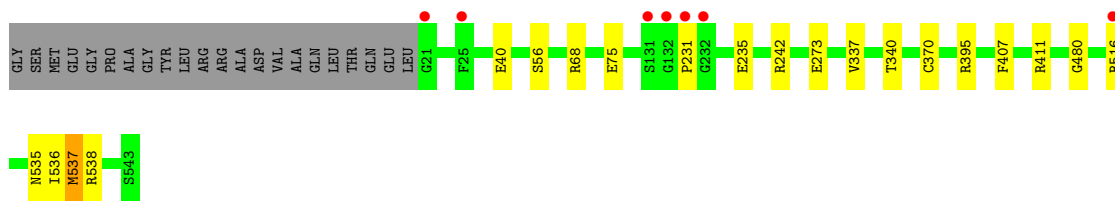
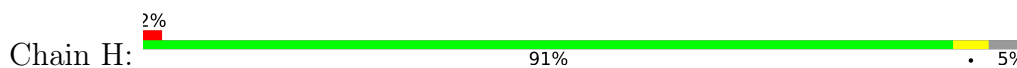
● Molecule 1: Pyruvate kinase PKLR



● Molecule 1: Pyruvate kinase PKLR



● Molecule 1: Pyruvate kinase PKLR



4 Data and refinement statistics

Property	Value	Source
Space group	C 1 2 1	Depositor
Cell constants a, b, c, α , β , γ	207.45Å 112.69Å 188.33Å 90.00° 91.36° 90.00°	Depositor
Resolution (Å)	103.69 – 1.70 103.69 – 1.70	Depositor EDS
% Data completeness (in resolution range)	92.6 (103.69-1.70) 92.7 (103.69-1.70)	Depositor EDS
R_{merge}	0.10	Depositor
R_{sym}	0.10	Depositor
$\langle I/\sigma(I) \rangle$ ¹	1.44 (at 1.70Å)	Xtrriage
Refinement program	BUSTER 2.10.4	Depositor
R, R_{free}	0.205 , 0.217 0.197 , 0.208	Depositor DCC
R_{free} test set	22295 reflections (5.03%)	wwPDB-VP
Wilson B-factor (Å ²)	32.5	Xtrriage
Anisotropy	0.091	Xtrriage
Bulk solvent k_{sol} (e/Å ³), B_{sol} (Å ²)	(Not available) , (Not available)	EDS
L-test for twinning ²	$\langle L \rangle = 0.50$, $\langle L^2 \rangle = 0.33$	Xtrriage
Estimated twinning fraction	0.000 for -h,-k,l	Xtrriage
F_o, F_c correlation	0.97	EDS
Total number of atoms	28811	wwPDB-VP
Average B, all atoms (Å ²)	41.0	wwPDB-VP

Xtrriage's analysis on translational NCS is as follows: *The analyses of the Patterson function reveals a significant off-origin peak that is 36.87 % of the origin peak, indicating pseudo-translational symmetry. The chance of finding a peak of this or larger height randomly in a structure without pseudo-translational symmetry is equal to 4.6746e-04. The detected translational NCS is most likely also responsible for the elevated intensity ratio.*

¹Intensities estimated from amplitudes.

²Theoretical values of $\langle |L| \rangle$, $\langle L^2 \rangle$ for acentric reflections are 0.5, 0.333 respectively for untwinned datasets, and 0.375, 0.2 for perfectly twinned datasets.

5 Model quality [i](#)

5.1 Standard geometry [i](#)

Bond lengths and bond angles in the following residue types are not validated in this section: NA, FBP, MG, K, OXD

The Z score for a bond length (or angle) is the number of standard deviations the observed value is removed from the expected value. A bond length (or angle) with $|Z| > 5$ is considered an outlier worth inspection. RMSZ is the root-mean-square of all Z scores of the bond lengths (or angles).

Mol	Chain	Bond lengths		Bond angles	
		RMSZ	# Z >5	RMSZ	# Z >5
1	A	0.39	0/3291	0.55	0/4449
1	B	0.37	0/3388	0.54	0/4581
1	C	0.42	0/3300	0.55	0/4463
1	D	0.44	0/3294	0.56	0/4455
1	E	0.36	0/3280	0.54	0/4435
1	F	0.38	0/3377	0.54	0/4567
1	G	0.42	0/3285	0.55	0/4441
1	H	0.44	0/3305	0.55	0/4469
All	All	0.40	0/26520	0.55	0/35860

There are no bond length outliers.

There are no bond angle outliers.

There are no chirality outliers.

There are no planarity outliers.

5.2 Too-close contacts [i](#)

In the following table, the Non-H and H(model) columns list the number of non-hydrogen atoms and hydrogen atoms in the chain respectively. The H(added) column lists the number of hydrogen atoms added and optimized by MolProbity. The Clashes column lists the number of clashes within the asymmetric unit, whereas Symm-Clashes lists symmetry-related clashes.

Mol	Chain	Non-H	H(model)	H(added)	Clashes	Symm-Clashes
1	A	3227	0	3286	9	0
1	B	3324	0	3383	20	0
1	C	3242	0	3290	18	0
1	D	3232	0	3280	12	0
1	E	3219	0	3273	16	0

Continued on next page...

Continued from previous page...

Mol	Chain	Non-H	H(model)	H(added)	Clashes	Symm-Clashes
1	F	3313	0	3369	16	0
1	G	3219	0	3271	19	0
1	H	3243	0	3292	12	0
2	A	20	0	10	0	0
2	B	20	0	10	0	0
2	C	20	0	10	0	0
2	D	20	0	10	0	0
2	E	20	0	10	0	0
2	F	20	0	10	0	0
2	G	20	0	10	0	0
2	H	20	0	10	0	0
3	A	6	0	0	0	0
3	B	6	0	0	0	0
3	C	6	0	0	0	0
3	D	6	0	0	0	0
3	E	6	0	0	0	0
3	F	6	0	0	0	0
3	G	6	0	0	0	0
3	H	6	0	0	0	0
4	A	1	0	0	0	0
4	B	1	0	0	0	0
4	C	1	0	0	0	0
4	D	1	0	0	0	0
4	E	1	0	0	0	0
4	F	1	0	0	0	0
4	G	1	0	0	0	0
4	H	1	0	0	0	0
5	A	1	0	0	0	0
5	B	1	0	0	0	0
5	C	1	0	0	0	0
5	D	1	0	0	0	0
5	E	1	0	0	0	0
5	F	1	0	0	0	0
5	G	1	0	0	0	0
5	H	1	0	0	0	0
6	B	1	0	0	0	0
6	C	1	0	0	0	0
6	D	1	0	0	0	0
6	F	1	0	0	0	0
6	G	1	0	0	0	0
6	H	1	0	0	0	0
7	A	258	0	0	1	0

Continued on next page...

Continued from previous page...

Mol	Chain	Non-H	H(model)	H(added)	Clashes	Symm-Clashes
7	B	235	0	0	3	0
7	C	370	0	0	9	0
7	D	383	0	0	3	0
7	E	246	0	0	4	0
7	F	283	0	0	3	0
7	G	368	0	0	2	0
7	H	419	0	0	5	0
All	All	28811	0	26524	113	0

The all-atom clashscore is defined as the number of clashes found per 1000 atoms (including hydrogen atoms). The all-atom clashscore for this structure is 2.

The worst 5 of 113 close contacts within the same asymmetric unit are listed below, sorted by their clash magnitude.

Atom-1	Atom-2	Interatomic distance (Å)	Clash overlap (Å)
1:D:297:GLU:HG3	7:D:1007:HOH:O	1.53	1.07
1:H:75:GLU:HG3	7:H:1050:HOH:O	1.57	1.04
1:D:273:GLU:HB2	7:D:719:HOH:O	1.58	1.01
1:C:111:ALA:HB1	7:C:919:HOH:O	1.71	0.89
1:B:231:PRO:HG2	7:B:778:HOH:O	1.77	0.84

There are no symmetry-related clashes.

5.3 Torsion angles [i](#)

5.3.1 Protein backbone [i](#)

In the following table, the Percentiles column shows the percent Ramachandran outliers of the chain as a percentile score with respect to all X-ray entries followed by that with respect to entries of similar resolution.

The Analysed column shows the number of residues for which the backbone conformation was analysed, and the total number of residues.

Mol	Chain	Analysed	Favoured	Allowed	Outliers	Percentiles
1	A	424/447 (95%)	417 (98%)	4 (1%)	3 (1%)	22 8
1	B	437/447 (98%)	430 (98%)	6 (1%)	1 (0%)	47 30
1	C	426/447 (95%)	416 (98%)	7 (2%)	3 (1%)	22 8
1	D	425/447 (95%)	422 (99%)	2 (0%)	1 (0%)	47 30

Continued on next page...

Continued from previous page...

Mol	Chain	Analysed	Favoured	Allowed	Outliers	Percentiles	
1	E	423/447 (95%)	417 (99%)	5 (1%)	1 (0%)	47	30
1	F	436/447 (98%)	430 (99%)	4 (1%)	2 (0%)	29	13
1	G	421/447 (94%)	413 (98%)	6 (1%)	2 (0%)	29	13
1	H	426/447 (95%)	421 (99%)	3 (1%)	2 (0%)	29	13
All	All	3418/3576 (96%)	3366 (98%)	37 (1%)	15 (0%)	34	18

5 of 15 Ramachandran outliers are listed below:

Mol	Chain	Res	Type
1	A	231	PRO
1	F	231	PRO
1	G	231	PRO
1	A	131	SER
1	C	130	GLY

5.3.2 Protein sidechains [i](#)

In the following table, the Percentiles column shows the percent sidechain outliers of the chain as a percentile score with respect to all X-ray entries followed by that with respect to entries of similar resolution.

The Analysed column shows the number of residues for which the sidechain conformation was analysed, and the total number of residues.

Mol	Chain	Analysed	Rotameric	Outliers	Percentiles	
1	A	338/352 (96%)	329 (97%)	9 (3%)	44	26
1	B	348/352 (99%)	340 (98%)	8 (2%)	50	33
1	C	339/352 (96%)	334 (98%)	5 (2%)	65	51
1	D	338/352 (96%)	333 (98%)	5 (2%)	65	51
1	E	337/352 (96%)	327 (97%)	10 (3%)	41	22
1	F	347/352 (99%)	341 (98%)	6 (2%)	60	46
1	G	338/352 (96%)	334 (99%)	4 (1%)	71	59
1	H	339/352 (96%)	333 (98%)	6 (2%)	59	43
All	All	2724/2816 (97%)	2671 (98%)	53 (2%)	59	41

5 of 53 residues with a non-rotameric sidechain are listed below:

Mol	Chain	Res	Type
1	E	68	ARG
1	E	537[B]	MET
1	H	273	GLU
1	E	242	ARG
1	E	408	GLU

Sometimes sidechains can be flipped to improve hydrogen bonding and reduce clashes. All (3) such sidechains are listed below:

Mol	Chain	Res	Type
1	C	275	HIS
1	G	275	HIS
1	G	470	GLN

5.3.3 RNA [i](#)

There are no RNA molecules in this entry.

5.4 Non-standard residues in protein, DNA, RNA chains [i](#)

There are no non-standard protein/DNA/RNA residues in this entry.

5.5 Carbohydrates [i](#)

There are no monosaccharides in this entry.

5.6 Ligand geometry [i](#)

Of 38 ligands modelled in this entry, 22 are monoatomic - leaving 16 for Mogul analysis.

In the following table, the Counts columns list the number of bonds (or angles) for which Mogul statistics could be retrieved, the number of bonds (or angles) that are observed in the model and the number of bonds (or angles) that are defined in the Chemical Component Dictionary. The Link column lists molecule types, if any, to which the group is linked. The Z score for a bond length (or angle) is the number of standard deviations the observed value is removed from the expected value. A bond length (or angle) with $|Z| > 2$ is considered an outlier worth inspection. RMSZ is the root-mean-square of all Z scores of the bond lengths (or angles).

Mol	Type	Chain	Res	Link	Bond lengths			Bond angles		
					Counts	RMSZ	$\# Z > 2$	Counts	RMSZ	$\# Z > 2$
2	FBP	F	601	-	18,20,20	0.45	0	23,32,32	0.58	0

Mol	Type	Chain	Res	Link	Bond lengths			Bond angles		
					Counts	RMSZ	# Z > 2	Counts	RMSZ	# Z > 2
2	FBP	B	601	-	18,20,20	0.73	0	23,32,32	0.84	1 (4%)
2	FBP	C	601	-	18,20,20	0.50	0	23,32,32	0.69	0
3	OXD	A	602	4	0,5,5	-	-	0,6,6	-	-
2	FBP	E	601	-	18,20,20	0.61	0	23,32,32	0.69	0
2	FBP	D	601	-	18,20,20	0.43	0	23,32,32	0.77	1 (4%)
2	FBP	H	601	-	18,20,20	0.74	0	23,32,32	0.84	1 (4%)
3	OXD	D	602	4	0,5,5	-	-	0,6,6	-	-
3	OXD	E	602	4	0,5,5	-	-	0,6,6	-	-
2	FBP	G	601	-	18,20,20	0.55	0	23,32,32	0.68	0
3	OXD	C	602	4	0,5,5	-	-	0,6,6	-	-
3	OXD	F	602	4	0,5,5	-	-	0,6,6	-	-
3	OXD	B	602	4	0,5,5	-	-	0,6,6	-	-
3	OXD	G	602	4	0,5,5	-	-	0,6,6	-	-
3	OXD	H	602	4	0,5,5	-	-	0,6,6	-	-
2	FBP	A	601	-	18,20,20	0.60	0	23,32,32	0.75	0

In the following table, the Chirals column lists the number of chiral outliers, the number of chiral centers analysed, the number of these observed in the model and the number defined in the Chemical Component Dictionary. Similar counts are reported in the Torsion and Rings columns. '2' means no outliers of that kind were identified.

Mol	Type	Chain	Res	Link	Chirals	Torsions	Rings
2	FBP	F	601	-	-	2/13/32/32	0/1/1/1
2	FBP	B	601	-	-	2/13/32/32	0/1/1/1
2	FBP	C	601	-	-	2/13/32/32	0/1/1/1
3	OXD	A	602	4	-	0/0/4/4	-
2	FBP	E	601	-	-	2/13/32/32	0/1/1/1
2	FBP	D	601	-	-	2/13/32/32	0/1/1/1
2	FBP	H	601	-	-	2/13/32/32	0/1/1/1
3	OXD	D	602	4	-	0/0/4/4	-
3	OXD	E	602	4	-	0/0/4/4	-
2	FBP	G	601	-	-	2/13/32/32	0/1/1/1
3	OXD	C	602	4	-	0/0/4/4	-
3	OXD	F	602	4	-	0/0/4/4	-
3	OXD	B	602	4	-	0/0/4/4	-
3	OXD	G	602	4	-	0/0/4/4	-
3	OXD	H	602	4	-	0/0/4/4	-
2	FBP	A	601	-	-	2/13/32/32	0/1/1/1

There are no bond length outliers.

All (3) bond angle outliers are listed below:

Mol	Chain	Res	Type	Atoms	Z	Observed(°)	Ideal(°)
2	D	601	FBP	O5P-P2-O6	2.37	113.04	106.73
2	H	601	FBP	O5P-P2-O6	2.06	112.23	106.73
2	B	601	FBP	O3P-P1-O2P	2.03	115.38	107.64

There are no chirality outliers.

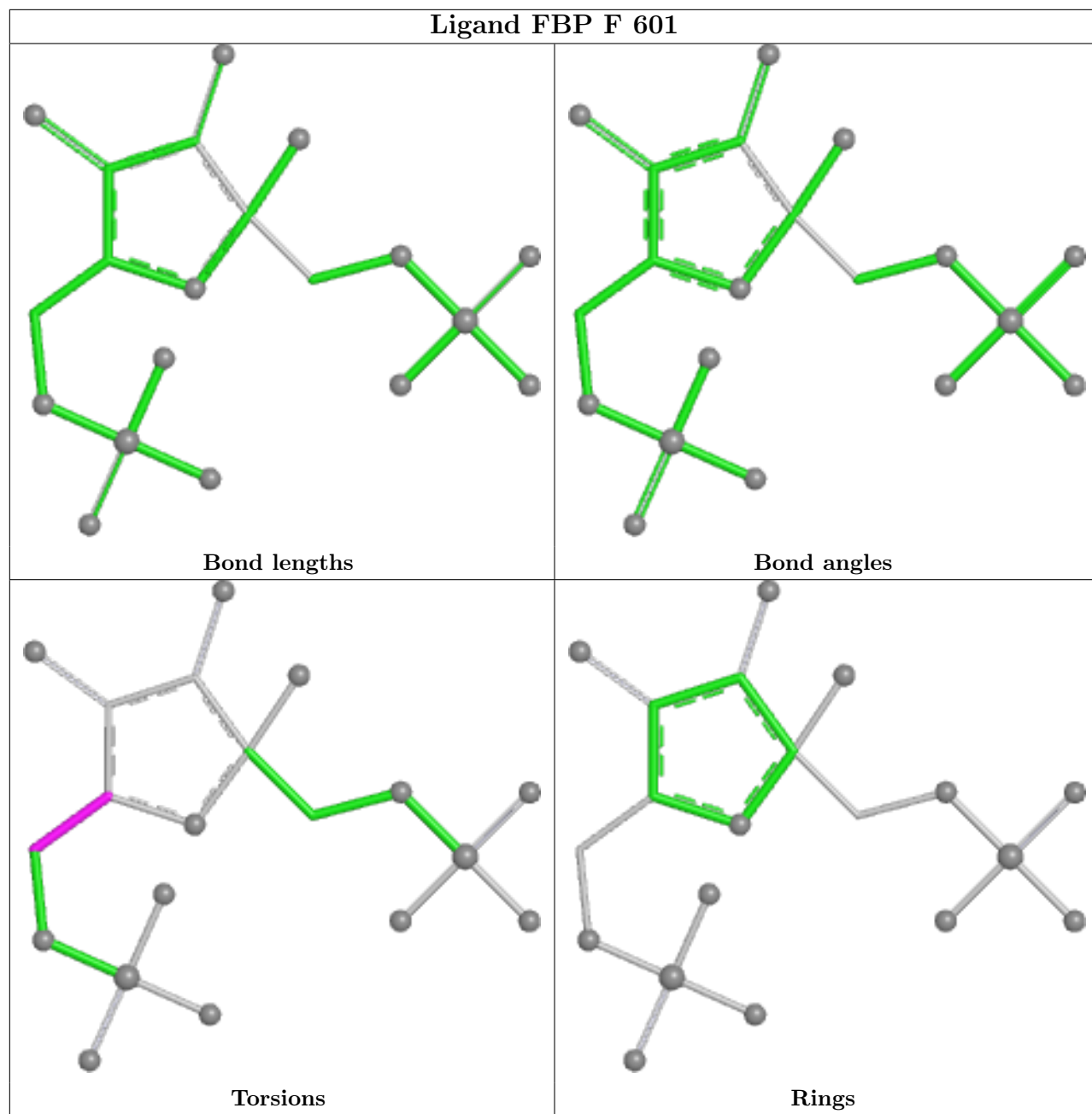
5 of 16 torsion outliers are listed below:

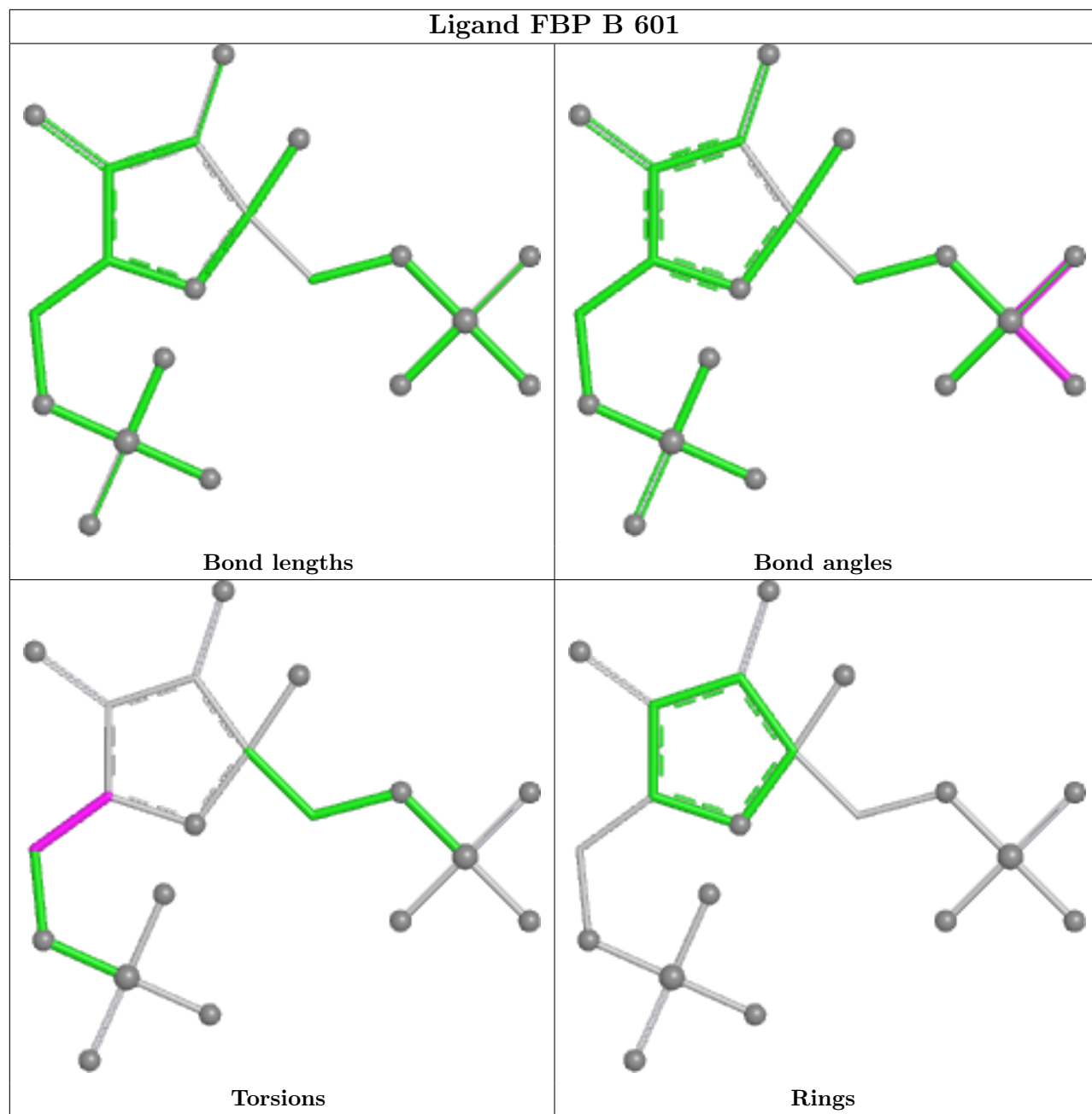
Mol	Chain	Res	Type	Atoms
2	A	601	FBP	C4-C5-C6-O6
2	E	601	FBP	C4-C5-C6-O6
2	B	601	FBP	C4-C5-C6-O6
2	C	601	FBP	C4-C5-C6-O6
2	D	601	FBP	C4-C5-C6-O6

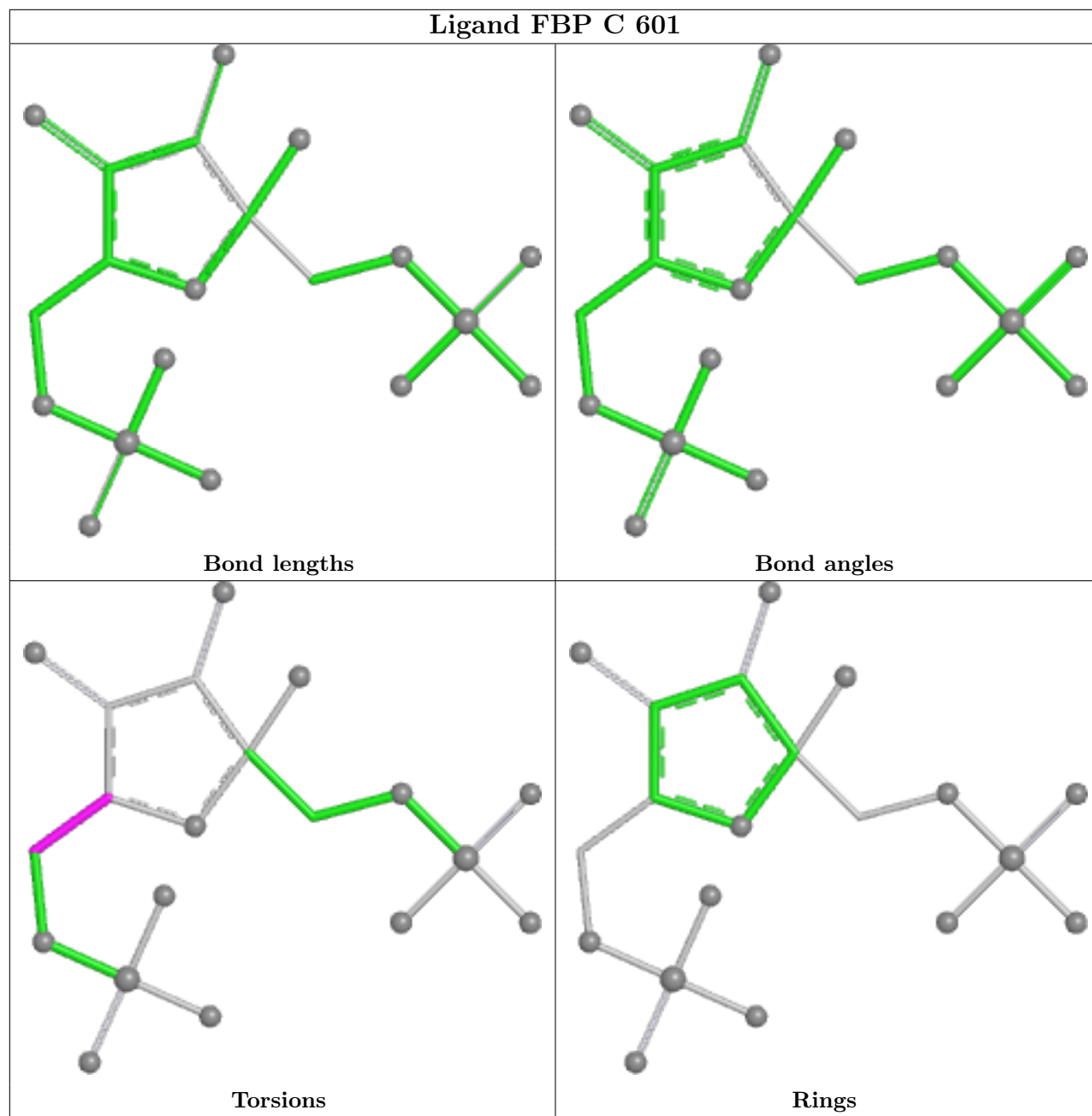
There are no ring outliers.

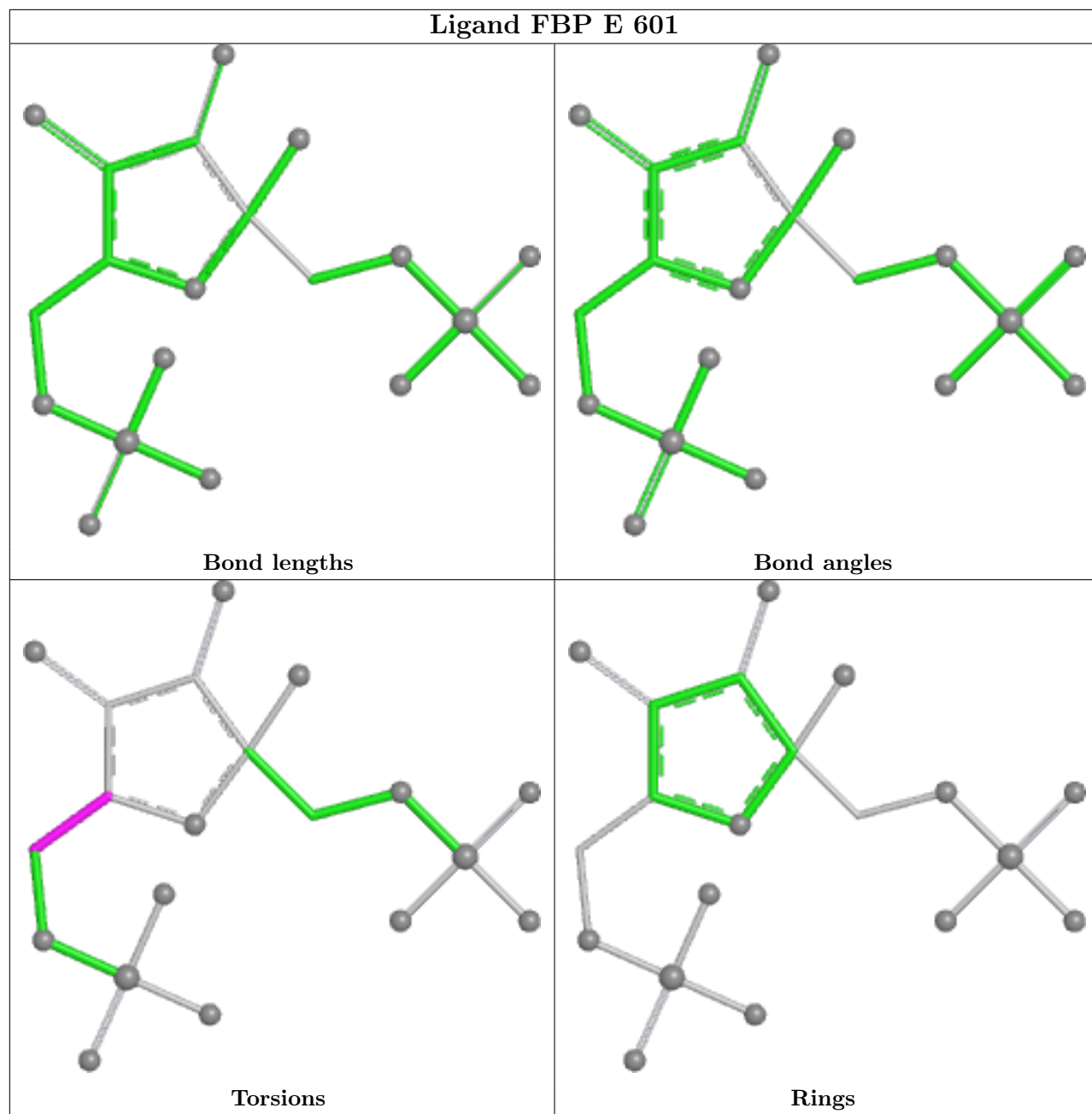
No monomer is involved in short contacts.

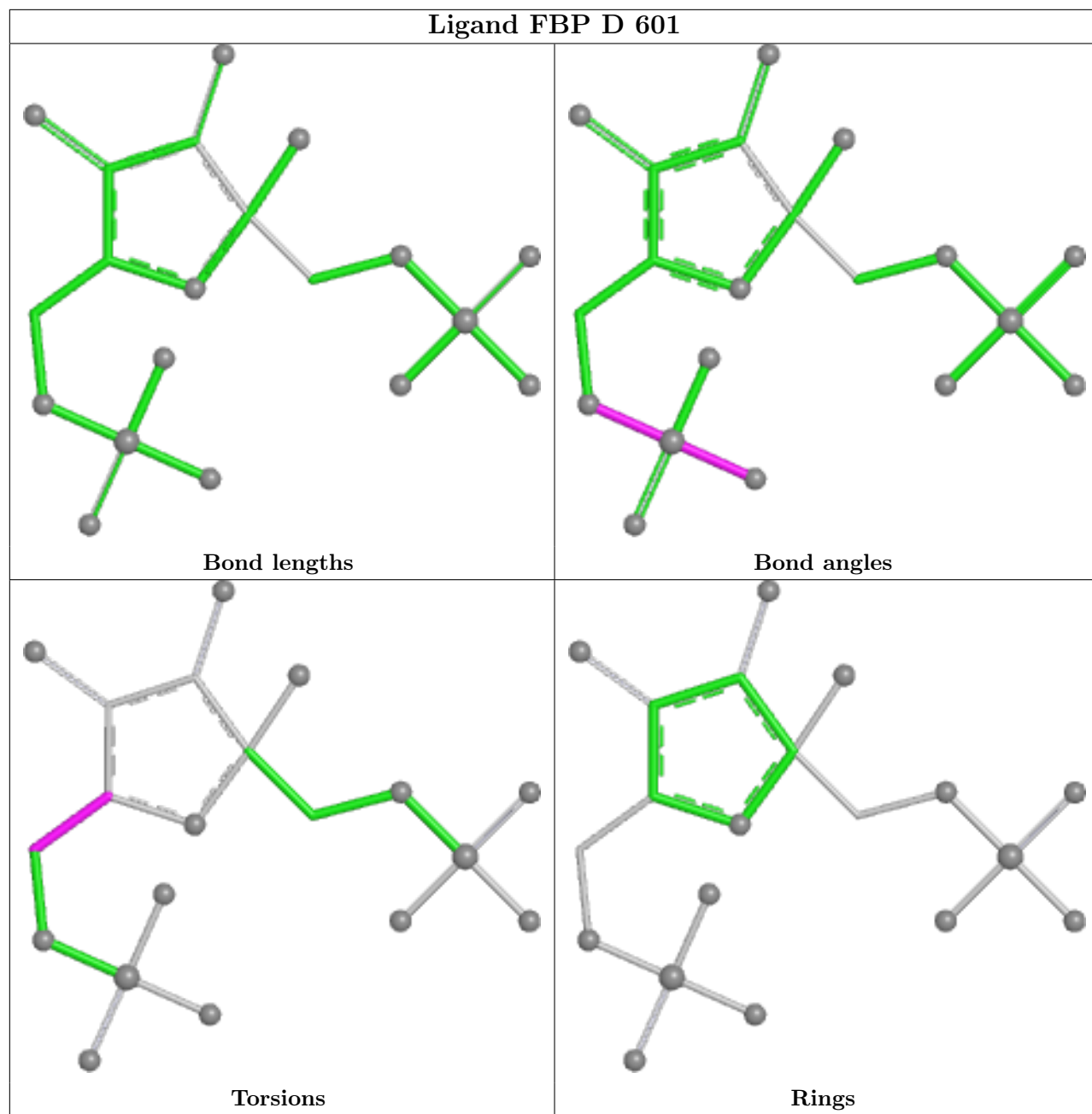
The following is a two-dimensional graphical depiction of Mogul quality analysis of bond lengths, bond angles, torsion angles, and ring geometry for all instances of the Ligand of Interest. In addition, ligands with molecular weight > 250 and outliers as shown on the validation Tables will also be included. For torsion angles, if less than 5% of the Mogul distribution of torsion angles is within 10 degrees of the torsion angle in question, then that torsion angle is considered an outlier. Any bond that is central to one or more torsion angles identified as an outlier by Mogul will be highlighted in the graph. For rings, the root-mean-square deviation (RMSD) between the ring in question and similar rings identified by Mogul is calculated over all ring torsion angles. If the average RMSD is greater than 60 degrees and the minimal RMSD between the ring in question and any Mogul-identified rings is also greater than 60 degrees, then that ring is considered an outlier. The outliers are highlighted in purple. The color gray indicates Mogul did not find sufficient equivalents in the CSD to analyse the geometry.

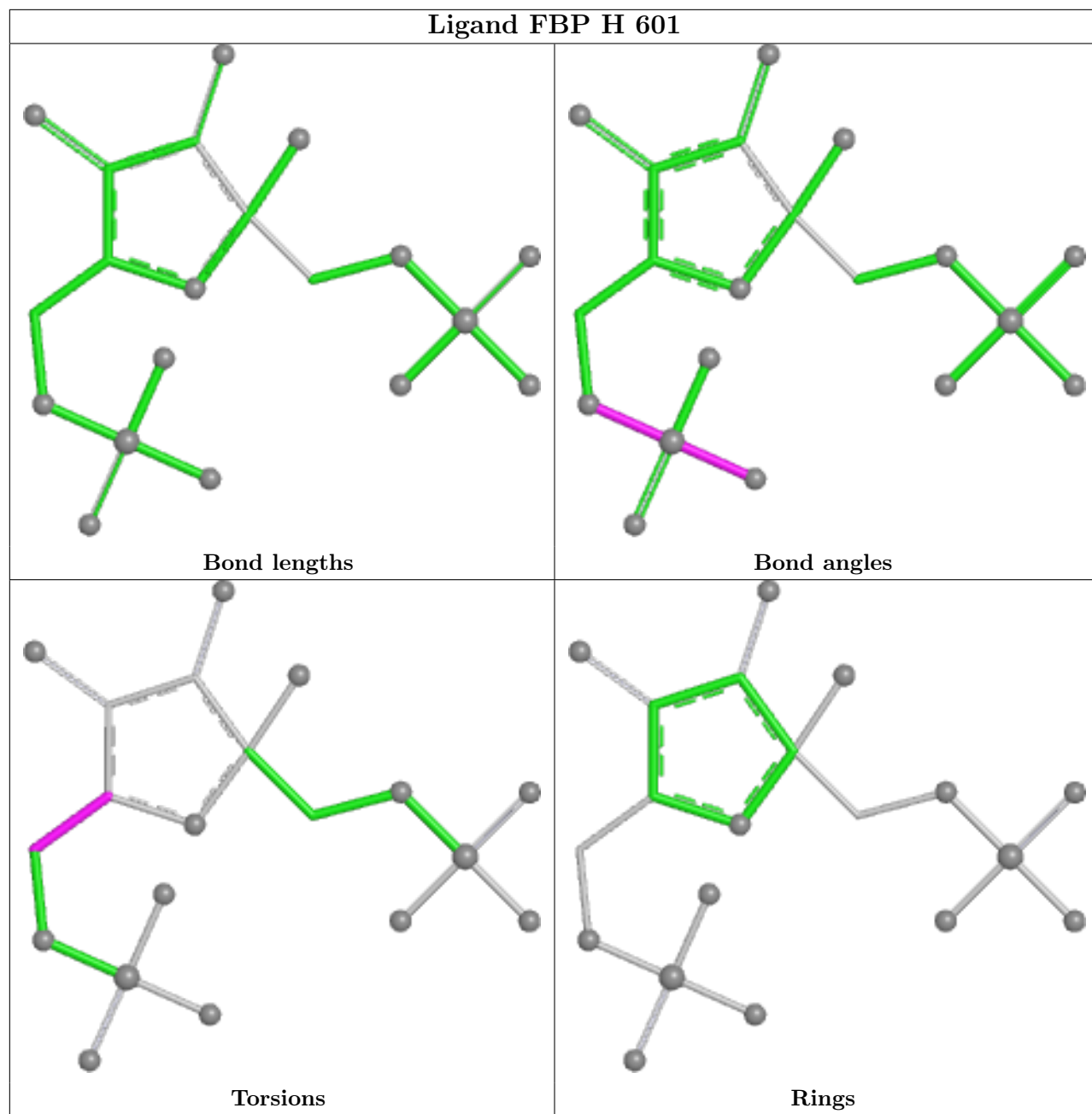


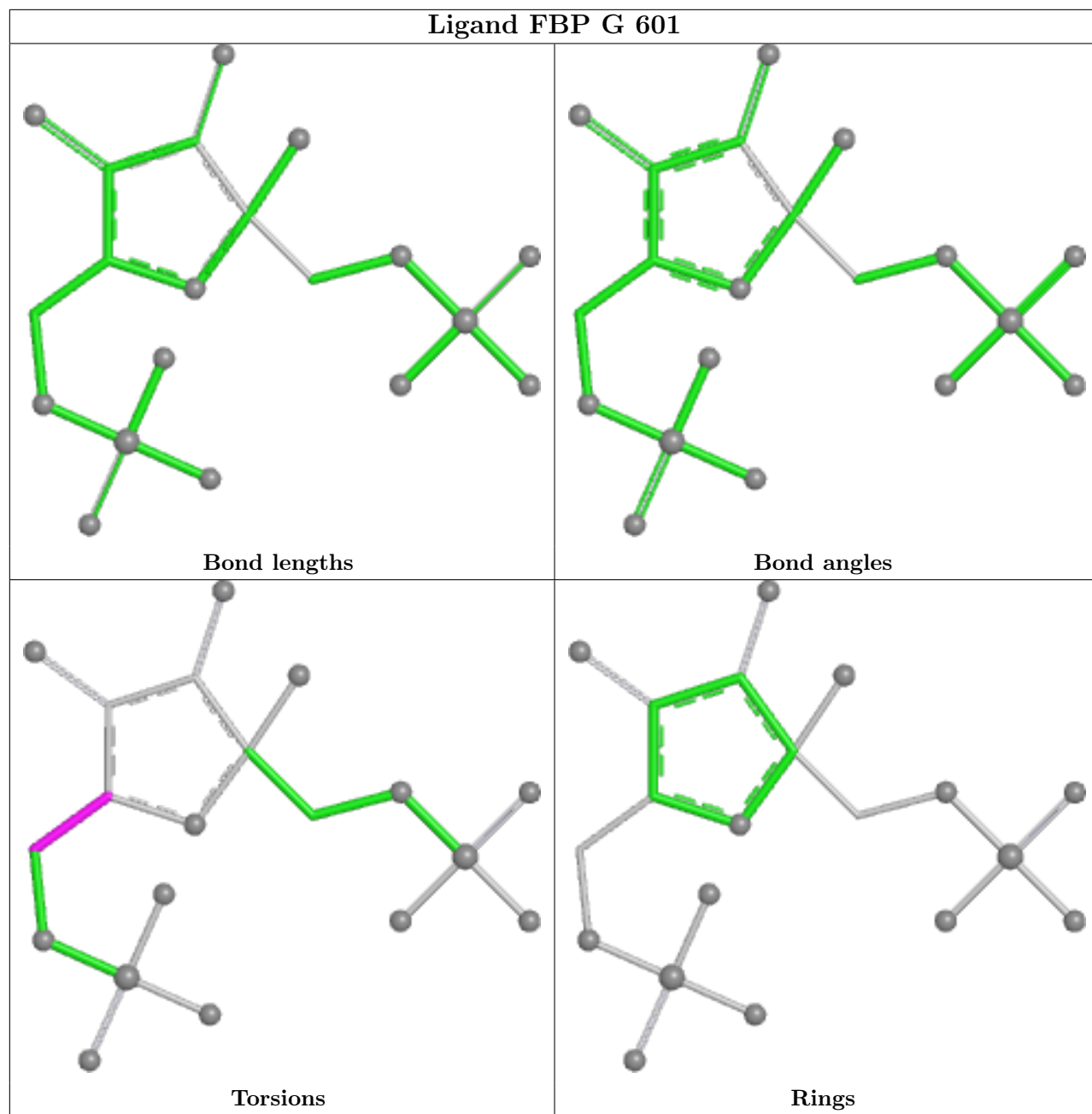


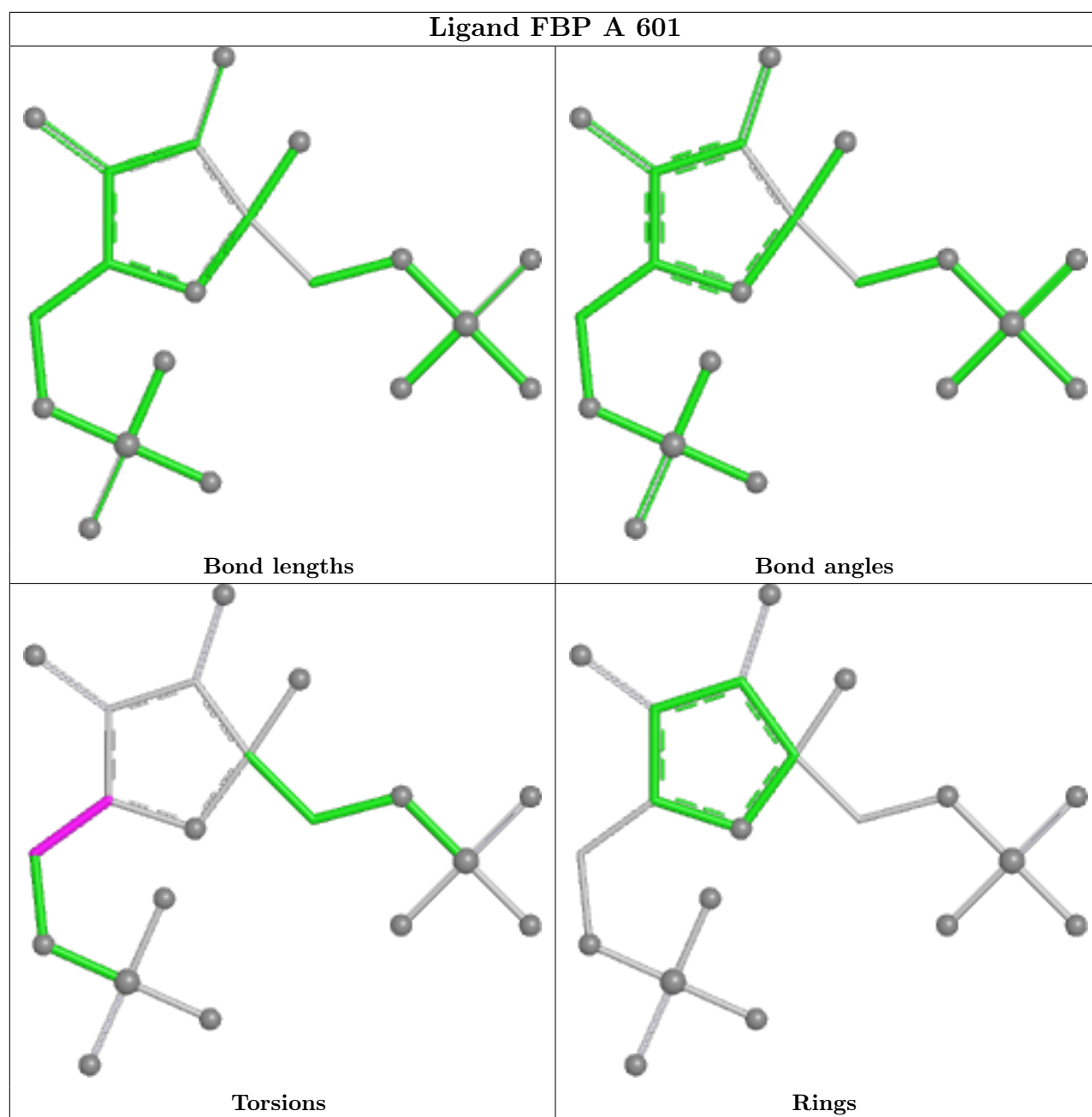












5.7 Other polymers [i](#)

There are no such residues in this entry.

5.8 Polymer linkage issues [i](#)

There are no chain breaks in this entry.

6 Fit of model and data [i](#)

6.1 Protein, DNA and RNA chains [i](#)

In the following table, the column labelled ‘#RSRZ > 2’ contains the number (and percentage) of RSRZ outliers, followed by percent RSRZ outliers for the chain as percentile scores relative to all X-ray entries and entries of similar resolution. The OWAB column contains the minimum, median, 95th percentile and maximum values of the occupancy-weighted average B-factor per residue. The column labelled ‘Q < 0.9’ lists the number of (and percentage) of residues with an average occupancy less than 0.9.

Mol	Chain	Analysed	<RSRZ>	#RSRZ>2	OWAB(Å ²)	Q<0.9
1	A	423/447 (94%)	0.20	15 (3%) 44 49	29, 42, 68, 88	0
1	B	436/447 (97%)	0.42	33 (7%) 13 16	26, 42, 75, 92	0
1	C	427/447 (95%)	0.10	19 (4%) 34 38	24, 34, 58, 81	0
1	D	425/447 (95%)	0.05	9 (2%) 63 67	23, 31, 52, 80	0
1	E	423/447 (94%)	0.14	15 (3%) 44 49	30, 45, 69, 91	0
1	F	435/447 (97%)	0.27	21 (4%) 30 34	26, 41, 71, 85	0
1	G	421/447 (94%)	-0.02	6 (1%) 75 79	24, 33, 51, 75	1 (0%)
1	H	425/447 (95%)	0.03	7 (1%) 72 76	24, 30, 52, 79	0
All	All	3415/3576 (95%)	0.15	125 (3%) 41 46	23, 37, 66, 92	1 (0%)

The worst 5 of 125 RSRZ outliers are listed below:

Mol	Chain	Res	Type	RSRZ
1	F	115	LEU	8.4
1	C	22	THR	8.4
1	C	231	PRO	7.0
1	E	231	PRO	6.9
1	B	543	SER	6.7

6.2 Non-standard residues in protein, DNA, RNA chains [i](#)

There are no non-standard protein/DNA/RNA residues in this entry.

6.3 Carbohydrates [i](#)

There are no monosaccharides in this entry.

6.4 Ligands i

In the following table, the Atoms column lists the number of modelled atoms in the group and the number defined in the chemical component dictionary. The B-factors column lists the minimum, median, 95th percentile and maximum values of B factors of atoms in the group. The column labelled 'Q< 0.9' lists the number of atoms with occupancy less than 0.9.

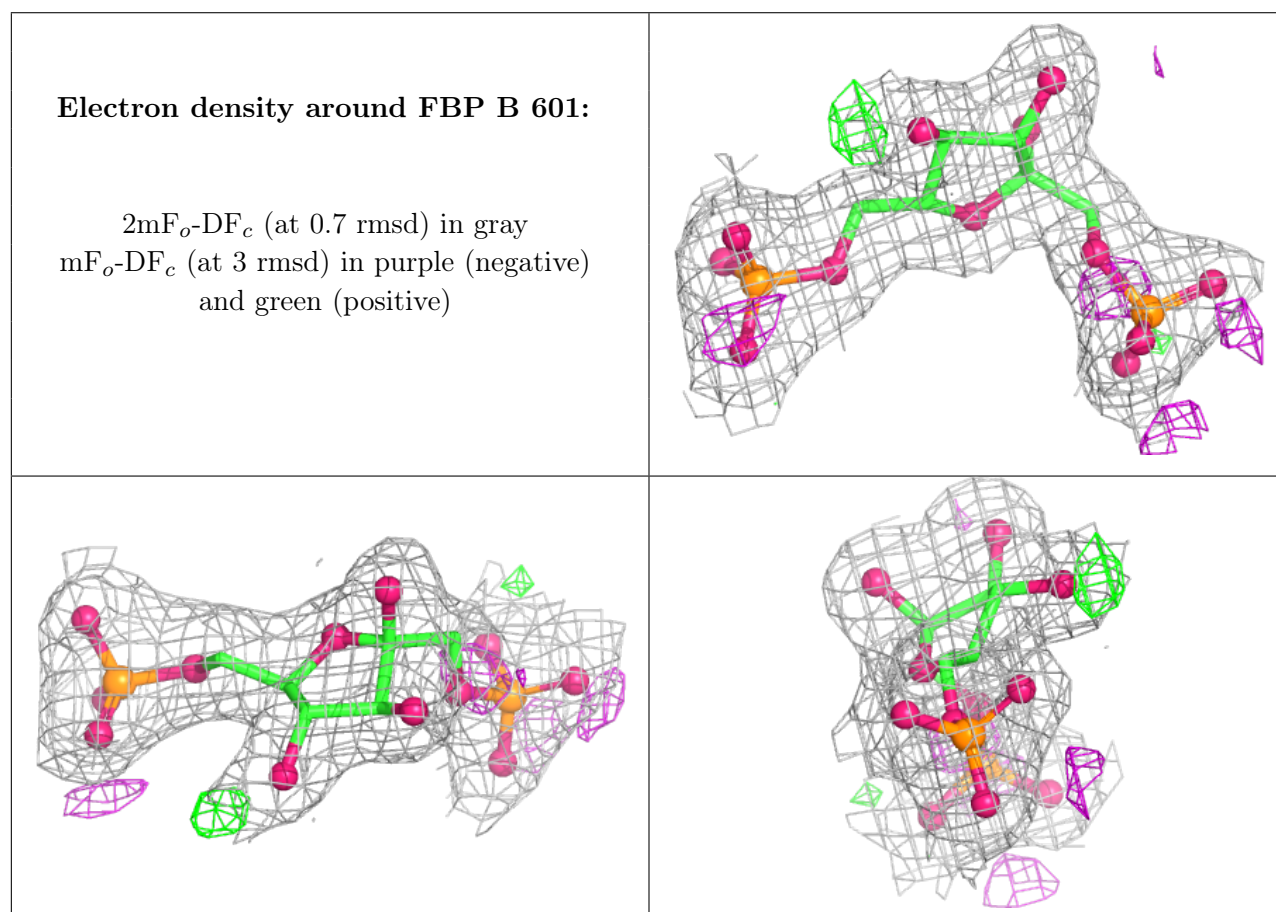
Mol	Type	Chain	Res	Atoms	RSCC	RSR	B-factors(Å ²)	Q<0.9
6	NA	B	605	1/1	0.80	0.12	40,40,40,40	0
5	K	B	604	1/1	0.81	0.08	52,52,52,52	0
5	K	E	604	1/1	0.87	0.14	62,62,62,62	0
3	OXD	B	602	6/6	0.89	0.10	39,40,41,41	0
4	MG	B	603	1/1	0.92	0.06	42,42,42,42	0
3	OXD	E	602	6/6	0.92	0.11	48,49,49,49	0
6	NA	H	605	1/1	0.92	0.12	39,39,39,39	0
3	OXD	A	602	6/6	0.94	0.12	48,49,49,50	0
3	OXD	F	602	6/6	0.94	0.11	40,41,42,43	0
3	OXD	H	602	6/6	0.94	0.07	32,33,33,35	0
3	OXD	C	602	6/6	0.94	0.10	35,36,37,38	0
3	OXD	D	602	6/6	0.95	0.11	31,32,33,33	0
3	OXD	G	602	6/6	0.96	0.08	32,33,34,35	0
5	K	F	604	1/1	0.96	0.04	52,52,52,52	0
5	K	A	604	1/1	0.96	0.08	54,54,54,54	0
6	NA	D	605	1/1	0.96	0.10	38,38,38,38	0
6	NA	F	605	1/1	0.96	0.14	39,39,39,39	0
2	FBP	B	601	20/20	0.96	0.09	40,42,45,45	0
2	FBP	F	601	20/20	0.97	0.09	37,41,44,44	0
6	NA	C	605	1/1	0.97	0.09	37,37,37,37	0
2	FBP	E	601	20/20	0.97	0.09	38,39,44,44	0
4	MG	E	603	1/1	0.97	0.04	47,47,47,47	0
6	NA	G	605	1/1	0.97	0.15	36,36,36,36	0
4	MG	F	603	1/1	0.97	0.05	39,39,39,39	0
4	MG	C	603	1/1	0.98	0.05	34,34,34,34	0
2	FBP	G	601	20/20	0.98	0.09	26,27,29,31	0
4	MG	A	603	1/1	0.98	0.04	48,48,48,48	0
5	K	G	604	1/1	0.98	0.05	40,40,40,40	0
2	FBP	A	601	20/20	0.98	0.08	34,35,36,36	0
2	FBP	D	601	20/20	0.99	0.11	25,27,29,31	0
4	MG	G	603	1/1	0.99	0.06	31,31,31,31	0
5	K	H	604	1/1	0.99	0.09	36,36,36,36	0
4	MG	H	603	1/1	0.99	0.07	33,33,33,33	0
2	FBP	C	601	20/20	0.99	0.11	26,28,30,31	0
4	MG	D	603	1/1	0.99	0.05	30,30,30,30	0
5	K	C	604	1/1	0.99	0.05	39,39,39,39	0
5	K	D	604	1/1	0.99	0.09	33,33,33,33	0

Continued on next page...

Continued from previous page...

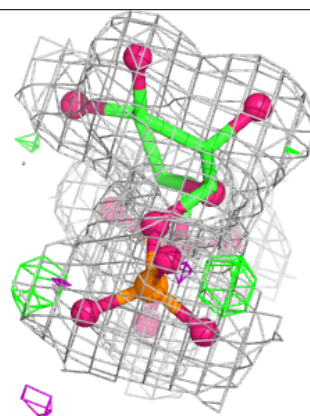
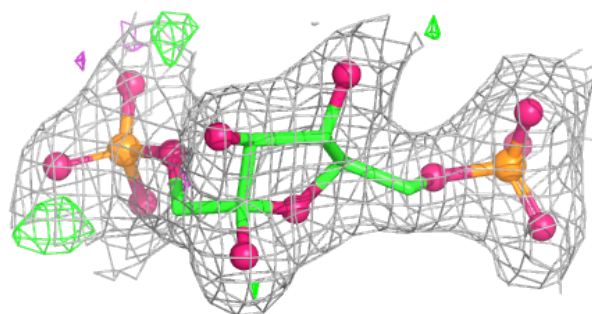
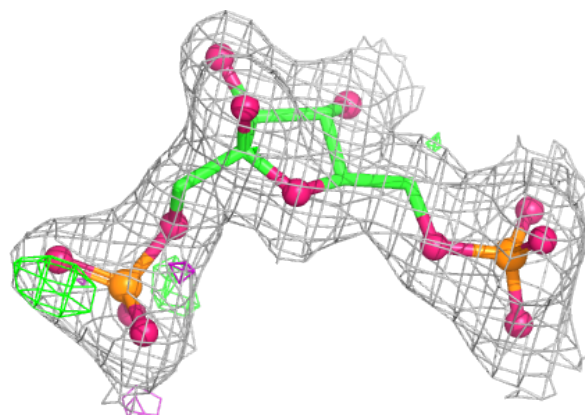
Mol	Type	Chain	Res	Atoms	RSCC	RSR	B-factors(\AA^2)	Q<0.9
2	FBP	H	601	20/20	0.99	0.10	24,26,28,30	0

The following is a graphical depiction of the model fit to experimental electron density of all instances of the Ligand of Interest. In addition, ligands with molecular weight > 250 and outliers as shown on the geometry validation Tables will also be included. Each fit is shown from different orientation to approximate a three-dimensional view.

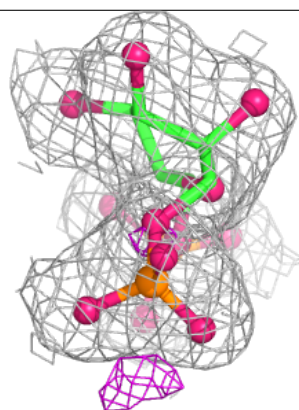
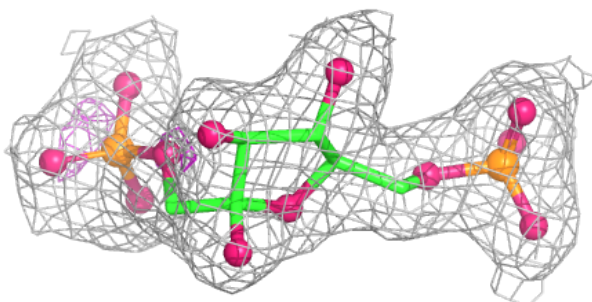
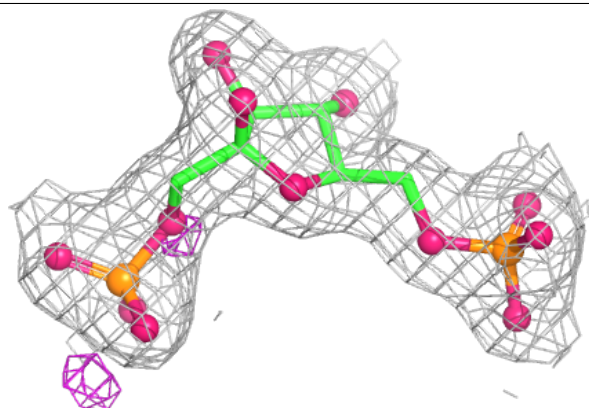


Electron density around FBP F 601:

$2mF_o-DF_c$ (at 0.7 rmsd) in gray
 mF_o-DF_c (at 3 rmsd) in purple (negative)
and green (positive)

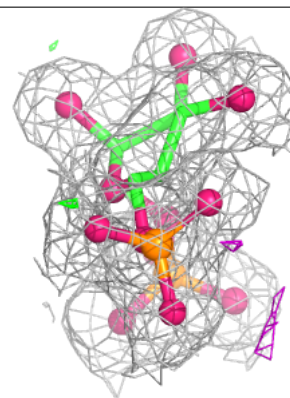
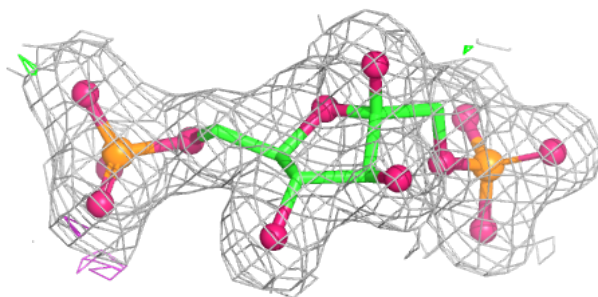
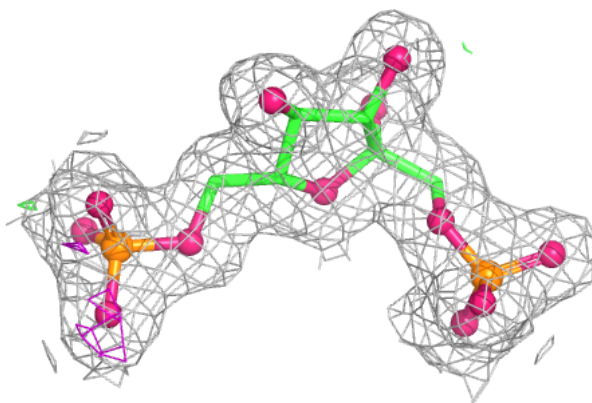
**Electron density around FBP E 601:**

$2mF_o-DF_c$ (at 0.7 rmsd) in gray
 mF_o-DF_c (at 3 rmsd) in purple (negative)
and green (positive)

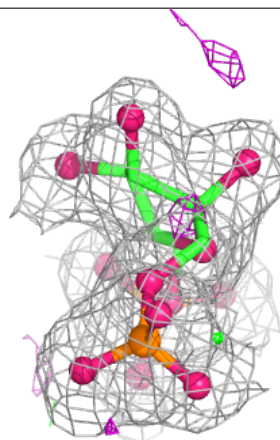
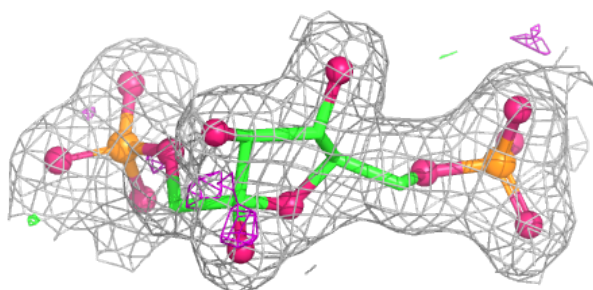
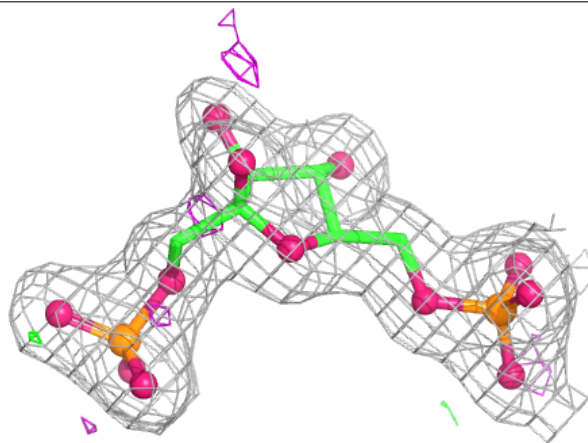


Electron density around FBP G 601:

$2mF_o-DF_c$ (at 0.7 rmsd) in gray
 mF_o-DF_c (at 3 rmsd) in purple (negative)
and green (positive)

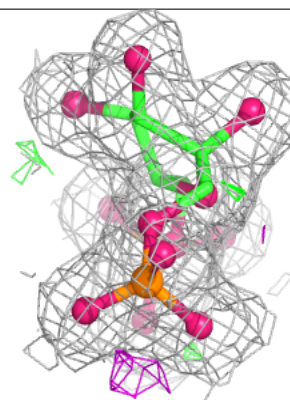
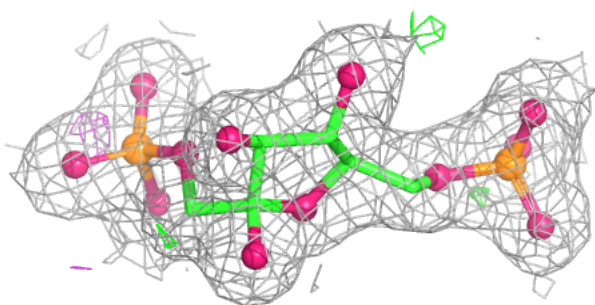
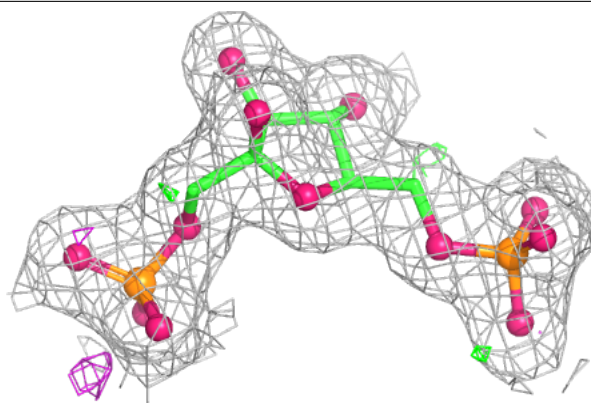
**Electron density around FBP A 601:**

$2mF_o-DF_c$ (at 0.7 rmsd) in gray
 mF_o-DF_c (at 3 rmsd) in purple (negative)
and green (positive)

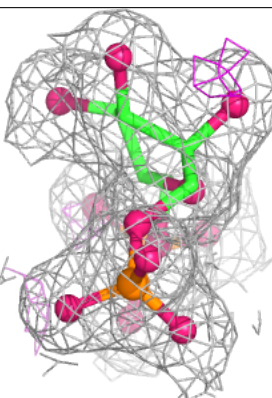
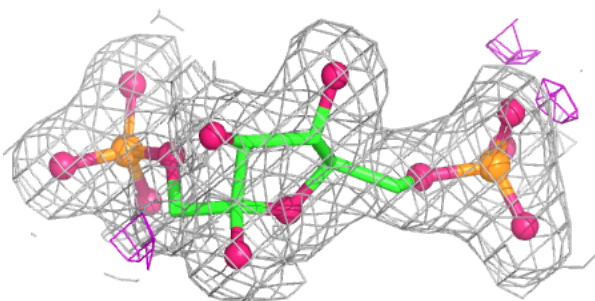
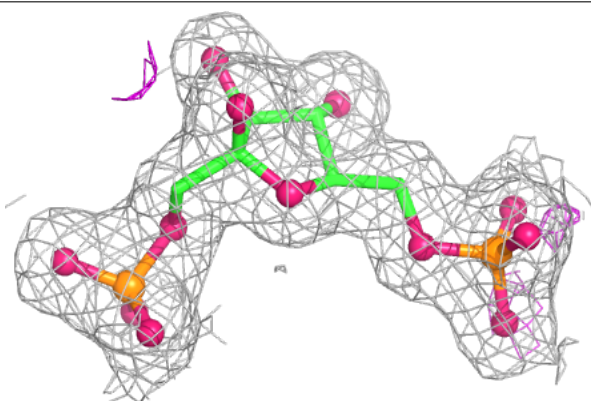


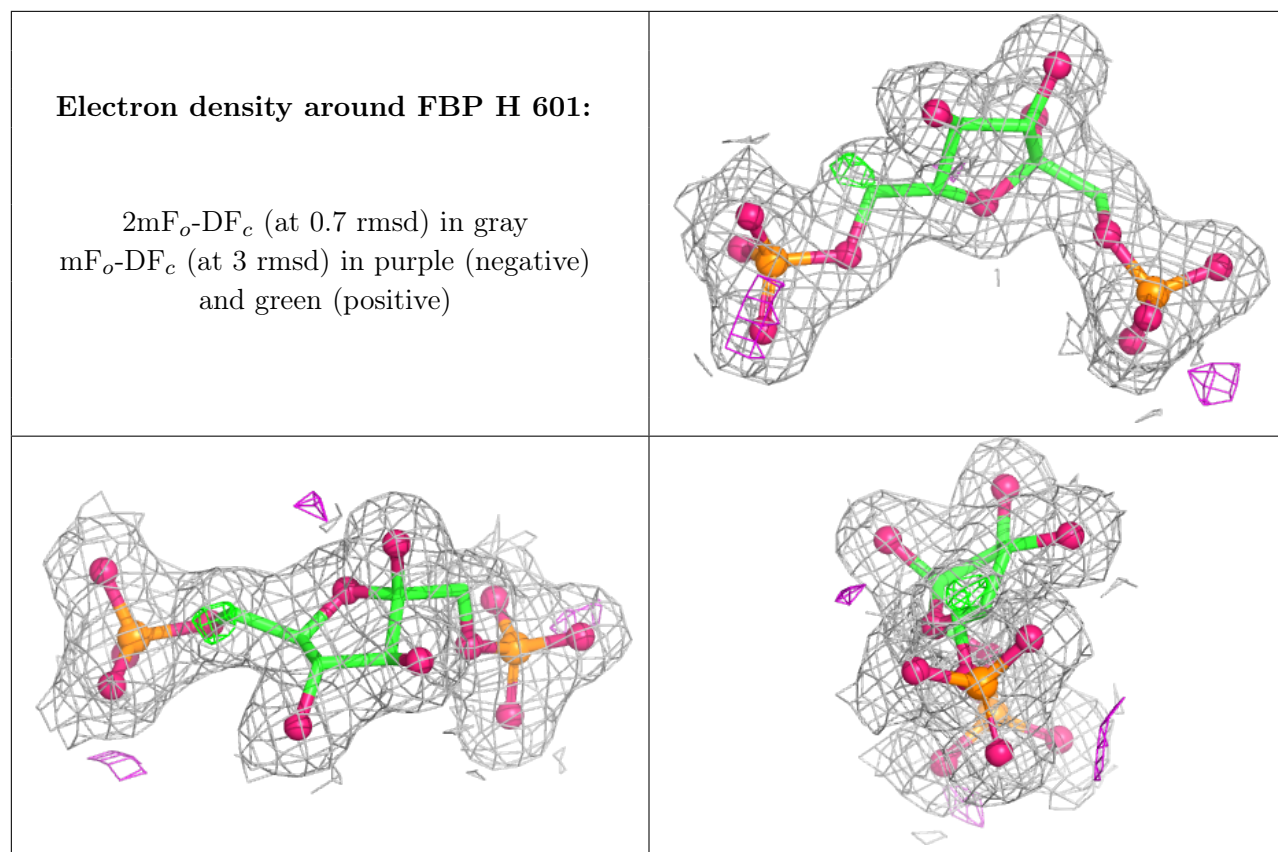
Electron density around FBP D 601:

$2mF_o-DF_c$ (at 0.7 rmsd) in gray
 mF_o-DF_c (at 3 rmsd) in purple (negative)
and green (positive)

**Electron density around FBP C 601:**

$2mF_o-DF_c$ (at 0.7 rmsd) in gray
 mF_o-DF_c (at 3 rmsd) in purple (negative)
and green (positive)





6.5 Other polymers [i](#)

There are no such residues in this entry.