



# wwPDB X-ray Structure Validation Summary Report ⓘ

Oct 1, 2023 – 10:25 PM EDT

PDB ID : 6ND9  
Title : RHODOCETIN IN COMPLEX WITH THE INTEGRIN ALPHA2-A DOMAIN WITH CALCIUM  
Authors : Stetefeld, J.; McDougall, M.D.; Loewen, P.C.  
Deposited on : 2018-12-13  
Resolution : 2.90 Å(reported)

This is a wwPDB X-ray Structure Validation Summary Report for a publicly released PDB entry.

We welcome your comments at [validation@mail.wwpdb.org](mailto:validation@mail.wwpdb.org)

A user guide is available at

<https://www.wwpdb.org/validation/2017/XrayValidationReportHelp>

with specific help available everywhere you see the ⓘ symbol.

The types of validation reports are described at

<http://www.wwpdb.org/validation/2017/FAQs#types>.

---

The following versions of software and data (see [references ⓘ](#)) were used in the production of this report:

MolProbity : **FAILED**  
Mogul : 1.8.5 (274361), CSD as541be (2020)  
Xtriage (Phenix) : 1.13  
EDS : **FAILED**  
Percentile statistics : 20191225.v01 (using entries in the PDB archive December 25th 2019)  
Ideal geometry (proteins) : Engh & Huber (2001)  
Ideal geometry (DNA, RNA) : Parkinson et al. (1996)  
Validation Pipeline (wwPDB-VP) : 2.35.1

## 1 Overall quality at a glance

The following experimental techniques were used to determine the structure:

*X-RAY DIFFRACTION*

The reported resolution of this entry is 2.90 Å.

There are no overall percentile quality scores available for this entry.

MolProbity and EDS failed to run properly - the sequence quality summary graphics cannot be shown.

## 2 Entry composition [i](#)

There are 10 unique types of molecules in this entry. The entry contains 21603 atoms, of which 0 are hydrogens and 0 are deuteriums.

In the tables below, the ZeroOcc column contains the number of atoms modelled with zero occupancy, the AltConf column contains the number of residues with at least one atom in alternate conformation and the Trace column contains the number of residues modelled with at most 2 atoms.

- Molecule 1 is a protein called Snaclec rhodocetin subunit gamma.

Mol	Chain	Residues	Atoms					ZeroOcc	AltConf	Trace
			Total	C	N	O	S			
1	A	131	1070	672	189	200	9	0	0	0
1	D	131	1070	672	189	200	9	0	0	0
1	G	131	1070	672	189	200	9	0	0	0
1	J	131	1070	672	189	200	9	0	0	0
1	M	131	1070	672	189	200	9	0	0	0
1	P	131	1070	672	189	200	9	0	0	0

- Molecule 2 is a protein called Snaclec rhodocetin subunit delta.

Mol	Chain	Residues	Atoms					ZeroOcc	AltConf	Trace
			Total	C	N	O	S			
2	B	122	1029	667	174	179	9	0	0	0
2	E	122	1029	667	174	179	9	0	0	0
2	H	122	1029	667	174	179	9	0	0	0
2	K	122	1029	667	174	179	9	0	0	0
2	N	122	1029	667	174	179	9	0	0	0
2	Q	122	1029	667	174	179	9	0	0	0

- Molecule 3 is a protein called Integrin alpha-2.

Mol	Chain	Residues	Atoms					ZeroOcc	AltConf	Trace
			Total	C	N	O	S			
3	C	191	1482	940	250	287	5	0	0	0
3	F	191	1482	940	250	287	5	0	0	0
3	I	191	1482	940	250	287	5	0	0	0
3	L	191	1482	940	250	287	5	0	0	0
3	O	191	1482	940	250	287	5	0	0	0
3	R	191	1482	940	250	287	5	0	0	0

There are 120 discrepancies between the modelled and reference sequences:

Chain	Residue	Modelled	Actual	Comment	Reference
C	150	MET	-	expression tag	UNP P17301
C	151	GLY	-	expression tag	UNP P17301
C	152	SER	-	expression tag	UNP P17301
C	153	SER	-	expression tag	UNP P17301
C	154	HIS	-	expression tag	UNP P17301
C	155	HIS	-	expression tag	UNP P17301
C	156	HIS	-	expression tag	UNP P17301
C	157	HIS	-	expression tag	UNP P17301
C	158	HIS	-	expression tag	UNP P17301
C	159	HIS	-	expression tag	UNP P17301
C	160	SER	-	expression tag	UNP P17301
C	161	SER	-	expression tag	UNP P17301
C	162	GLY	-	expression tag	UNP P17301
C	163	LEU	-	expression tag	UNP P17301
C	164	VAL	-	expression tag	UNP P17301
C	165	PRO	-	expression tag	UNP P17301
C	166	ARG	-	expression tag	UNP P17301
C	167	GLY	-	expression tag	UNP P17301
C	168	GLY	-	expression tag	UNP P17301
C	169	SER	-	expression tag	UNP P17301
F	150	MET	-	expression tag	UNP P17301
F	151	GLY	-	expression tag	UNP P17301
F	152	SER	-	expression tag	UNP P17301
F	153	SER	-	expression tag	UNP P17301
F	154	HIS	-	expression tag	UNP P17301
F	155	HIS	-	expression tag	UNP P17301
F	156	HIS	-	expression tag	UNP P17301
F	157	HIS	-	expression tag	UNP P17301

*Continued on next page...*

*Continued from previous page...*

Chain	Residue	Modelled	Actual	Comment	Reference
F	158	HIS	-	expression tag	UNP P17301
F	159	HIS	-	expression tag	UNP P17301
F	160	SER	-	expression tag	UNP P17301
F	161	SER	-	expression tag	UNP P17301
F	162	GLY	-	expression tag	UNP P17301
F	163	LEU	-	expression tag	UNP P17301
F	164	VAL	-	expression tag	UNP P17301
F	165	PRO	-	expression tag	UNP P17301
F	166	ARG	-	expression tag	UNP P17301
F	167	GLY	-	expression tag	UNP P17301
F	168	GLY	-	expression tag	UNP P17301
F	169	SER	-	expression tag	UNP P17301
I	150	MET	-	expression tag	UNP P17301
I	151	GLY	-	expression tag	UNP P17301
I	152	SER	-	expression tag	UNP P17301
I	153	SER	-	expression tag	UNP P17301
I	154	HIS	-	expression tag	UNP P17301
I	155	HIS	-	expression tag	UNP P17301
I	156	HIS	-	expression tag	UNP P17301
I	157	HIS	-	expression tag	UNP P17301
I	158	HIS	-	expression tag	UNP P17301
I	159	HIS	-	expression tag	UNP P17301
I	160	SER	-	expression tag	UNP P17301
I	161	SER	-	expression tag	UNP P17301
I	162	GLY	-	expression tag	UNP P17301
I	163	LEU	-	expression tag	UNP P17301
I	164	VAL	-	expression tag	UNP P17301
I	165	PRO	-	expression tag	UNP P17301
I	166	ARG	-	expression tag	UNP P17301
I	167	GLY	-	expression tag	UNP P17301
I	168	GLY	-	expression tag	UNP P17301
I	169	SER	-	expression tag	UNP P17301
L	150	MET	-	expression tag	UNP P17301
L	151	GLY	-	expression tag	UNP P17301
L	152	SER	-	expression tag	UNP P17301
L	153	SER	-	expression tag	UNP P17301
L	154	HIS	-	expression tag	UNP P17301
L	155	HIS	-	expression tag	UNP P17301
L	156	HIS	-	expression tag	UNP P17301
L	157	HIS	-	expression tag	UNP P17301
L	158	HIS	-	expression tag	UNP P17301
L	159	HIS	-	expression tag	UNP P17301

*Continued on next page...*

*Continued from previous page...*

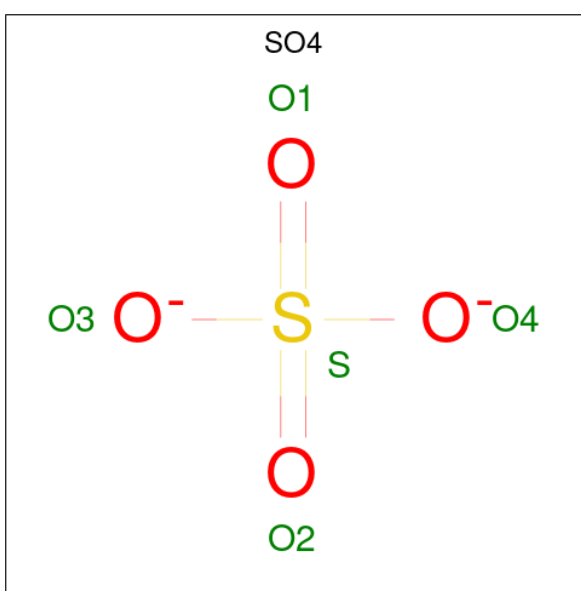
Chain	Residue	Modelled	Actual	Comment	Reference
L	160	SER	-	expression tag	UNP P17301
L	161	SER	-	expression tag	UNP P17301
L	162	GLY	-	expression tag	UNP P17301
L	163	LEU	-	expression tag	UNP P17301
L	164	VAL	-	expression tag	UNP P17301
L	165	PRO	-	expression tag	UNP P17301
L	166	ARG	-	expression tag	UNP P17301
L	167	GLY	-	expression tag	UNP P17301
L	168	GLY	-	expression tag	UNP P17301
L	169	SER	-	expression tag	UNP P17301
O	150	MET	-	expression tag	UNP P17301
O	151	GLY	-	expression tag	UNP P17301
O	152	SER	-	expression tag	UNP P17301
O	153	SER	-	expression tag	UNP P17301
O	154	HIS	-	expression tag	UNP P17301
O	155	HIS	-	expression tag	UNP P17301
O	156	HIS	-	expression tag	UNP P17301
O	157	HIS	-	expression tag	UNP P17301
O	158	HIS	-	expression tag	UNP P17301
O	159	HIS	-	expression tag	UNP P17301
O	160	SER	-	expression tag	UNP P17301
O	161	SER	-	expression tag	UNP P17301
O	162	GLY	-	expression tag	UNP P17301
O	163	LEU	-	expression tag	UNP P17301
O	164	VAL	-	expression tag	UNP P17301
O	165	PRO	-	expression tag	UNP P17301
O	166	ARG	-	expression tag	UNP P17301
O	167	GLY	-	expression tag	UNP P17301
O	168	GLY	-	expression tag	UNP P17301
O	169	SER	-	expression tag	UNP P17301
R	150	MET	-	expression tag	UNP P17301
R	151	GLY	-	expression tag	UNP P17301
R	152	SER	-	expression tag	UNP P17301
R	153	SER	-	expression tag	UNP P17301
R	154	HIS	-	expression tag	UNP P17301
R	155	HIS	-	expression tag	UNP P17301
R	156	HIS	-	expression tag	UNP P17301
R	157	HIS	-	expression tag	UNP P17301
R	158	HIS	-	expression tag	UNP P17301
R	159	HIS	-	expression tag	UNP P17301
R	160	SER	-	expression tag	UNP P17301
R	161	SER	-	expression tag	UNP P17301

*Continued on next page...*

Continued from previous page...

Chain	Residue	Modelled	Actual	Comment	Reference
R	162	GLY	-	expression tag	UNP P17301
R	163	LEU	-	expression tag	UNP P17301
R	164	VAL	-	expression tag	UNP P17301
R	165	PRO	-	expression tag	UNP P17301
R	166	ARG	-	expression tag	UNP P17301
R	167	GLY	-	expression tag	UNP P17301
R	168	GLY	-	expression tag	UNP P17301
R	169	SER	-	expression tag	UNP P17301

- Molecule 4 is SULFATE ION (three-letter code: SO4) (formula: O<sub>4</sub>S).



Mol	Chain	Residues	Atoms	ZeroOcc	AltConf
4	A	1	Total O S 5 4 1	0	0
4	A	1	Total O S 5 4 1	0	0
4	A	1	Total O S 5 4 1	0	0
4	C	1	Total O S 5 4 1	0	0
4	D	1	Total O S 5 4 1	0	0
4	E	1	Total O S 5 4 1	0	0
4	E	1	Total O S 5 4 1	0	0

Continued on next page...

*Continued from previous page...*

Mol	Chain	Residues	Atoms	ZeroOcc	AltConf
4	G	1	Total O S 5 4 1	0	0
4	G	1	Total O S 5 4 1	0	0
4	H	1	Total O S 5 4 1	0	0
4	J	1	Total O S 5 4 1	0	0
4	L	1	Total O S 5 4 1	0	0
4	N	1	Total O S 5 4 1	0	0
4	O	1	Total O S 5 4 1	0	0
4	Q	1	Total O S 5 4 1	0	0
4	Q	1	Total O S 5 4 1	0	0

- Molecule 5 is CALCIUM ION (three-letter code: CA) (formula: Ca).

Mol	Chain	Residues	Atoms	ZeroOcc	AltConf
5	C	1	Total Ca 1 1	0	0
5	F	1	Total Ca 1 1	0	0
5	I	1	Total Ca 1 1	0	0
5	L	1	Total Ca 1 1	0	0
5	O	1	Total Ca 1 1	0	0
5	R	1	Total Ca 1 1	0	0

- Molecule 6 is SODIUM ION (three-letter code: NA) (formula: Na).

Mol	Chain	Residues	Atoms	ZeroOcc	AltConf
6	C	1	Total Na 1 1	0	0
6	F	1	Total Na 1 1	0	0

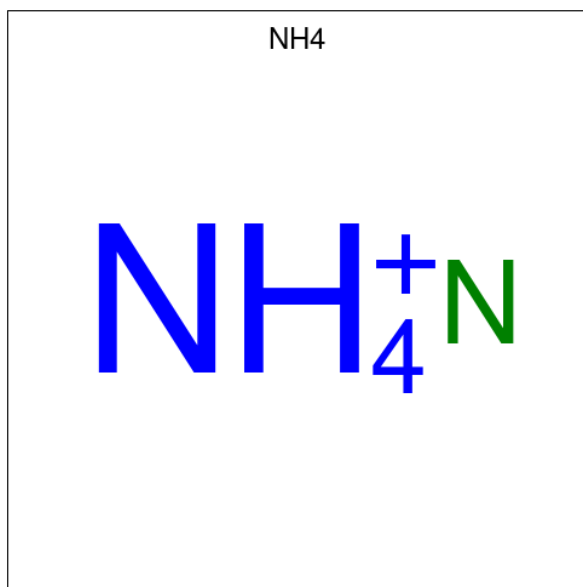
*Continued on next page...*



*Continued from previous page...*

Mol	Chain	Residues	Atoms	ZeroOcc	AltConf
6	I	1	Total Na 1 1	0	0
6	L	1	Total Na 1 1	0	0
6	O	1	Total Na 1 1	0	0

- Molecule 7 is AMMONIUM ION (three-letter code: NH4) (formula: H<sub>4</sub>N).

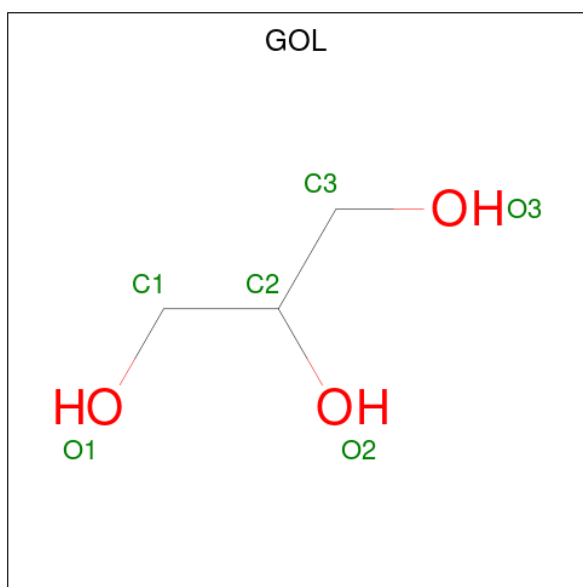


Mol	Chain	Residues	Atoms	ZeroOcc	AltConf
7	D	1	Total N 1 1	0	0

- Molecule 8 is CHLORIDE ION (three-letter code: CL) (formula: Cl).

Mol	Chain	Residues	Atoms	ZeroOcc	AltConf
8	E	1	Total Cl 1 1	0	0
8	H	1	Total Cl 1 1	0	0
8	J	1	Total Cl 1 1	0	0

- Molecule 9 is GLYCEROL (three-letter code: GOL) (formula: C<sub>3</sub>H<sub>8</sub>O<sub>3</sub>).



Mol	Chain	Residues	Atoms	ZeroOcc	AltConf
9	J	1	Total C O 6 3 3	0	0
9	P	1	Total C O 6 3 3	0	0

- Molecule 10 is water.

Mol	Chain	Residues	Atoms	ZeroOcc	AltConf
10	A	6	Total O 6 6	0	0
10	D	1	Total O 1 1	0	0
10	F	1	Total O 1 1	0	0
10	K	1	Total O 1 1	0	0
10	N	1	Total O 1 1	0	0

MolProbity and EDS failed to run properly - this section is therefore empty.

### 3 Data and refinement statistics

EDS failed to run properly - this section is therefore incomplete.

Property	Value	Source
Space group	P 41	Depositor
Cell constants a, b, c, $\alpha$ , $\beta$ , $\gamma$	131.04Å 131.04Å 251.25Å 90.00° 90.00° 90.00°	Depositor
Resolution (Å)	48.06 – 2.90	Depositor
% Data completeness (in resolution range)	100.0 (48.06-2.90)	Depositor
$R_{merge}$	(Not available)	Depositor
$R_{sym}$	0.11	Depositor
$\langle I/\sigma(I) \rangle$ <sup>1</sup>	2.59 (at 2.91Å)	Xtrriage
Refinement program	REFMAC 5.8.0238	Depositor
R, $R_{free}$	0.229 , 0.272	Depositor
Wilson B-factor (Å <sup>2</sup> )	49.0	Xtrriage
Anisotropy	0.058	Xtrriage
L-test for twinning <sup>2</sup>	$\langle  L  \rangle = 0.50$ , $\langle L^2 \rangle = 0.34$	Xtrriage
Estimated twinning fraction	0.478 for h,-k,-l	Xtrriage
Total number of atoms	21603	wwPDB-VP
Average B, all atoms (Å <sup>2</sup> )	53.0	wwPDB-VP

Xtrriage's analysis on translational NCS is as follows: *The largest off-origin peak in the Patterson function is 2.20% of the height of the origin peak. No significant pseudotranslation is detected.*

<sup>1</sup>Intensities estimated from amplitudes.

<sup>2</sup>Theoretical values of  $\langle |L| \rangle$ ,  $\langle L^2 \rangle$  for acentric reflections are 0.5, 0.333 respectively for untwinned datasets, and 0.375, 0.2 for perfectly twinned datasets.

## 4 Model quality [i](#)

### 4.1 Standard geometry [i](#)

MolProbity failed to run properly - this section is therefore empty.

### 4.2 Too-close contacts [i](#)

MolProbity failed to run properly - this section is therefore empty.

### 4.3 Torsion angles [i](#)

#### 4.3.1 Protein backbone [i](#)

MolProbity failed to run properly - this section is therefore empty.

#### 4.3.2 Protein sidechains [i](#)

MolProbity failed to run properly - this section is therefore empty.

#### 4.3.3 RNA [i](#)

MolProbity failed to run properly - this section is therefore empty.

### 4.4 Non-standard residues in protein, DNA, RNA chains [i](#)

There are no non-standard protein/DNA/RNA residues in this entry.

### 4.5 Carbohydrates [i](#)

There are no monosaccharides in this entry.

### 4.6 Ligand geometry [i](#)

Of 33 ligands modelled in this entry, 14 are monoatomic and 1 is modelled with single atom - leaving 18 for Mogul analysis.

In the following table, the Counts columns list the number of bonds (or angles) for which Mogul statistics could be retrieved, the number of bonds (or angles) that are observed in the model and the number of bonds (or angles) that are defined in the Chemical Component Dictionary. The

Link column lists molecule types, if any, to which the group is linked. The Z score for a bond length (or angle) is the number of standard deviations the observed value is removed from the expected value. A bond length (or angle) with  $|Z| > 2$  is considered an outlier worth inspection. RMSZ is the root-mean-square of all Z scores of the bond lengths (or angles).

Mol	Type	Chain	Res	Link	Bond lengths			Bond angles		
					Counts	RMSZ	# Z  > 2	Counts	RMSZ	# Z  > 2
4	SO4	O	403	-	4,4,4	0.35	0	6,6,6	0.19	0
4	SO4	N	201	6,5	4,4,4	0.30	0	6,6,6	0.21	0
4	SO4	J	201	-	4,4,4	0.28	0	6,6,6	0.14	0
4	SO4	A	201	-	4,4,4	0.22	0	6,6,6	0.12	0
4	SO4	A	202	-	4,4,4	0.36	0	6,6,6	0.09	0
9	GOL	P	201	-	5,5,5	0.17	0	5,5,5	0.37	0
4	SO4	Q	202	5	4,4,4	0.28	0	6,6,6	0.28	0
4	SO4	L	402	5	4,4,4	0.38	0	6,6,6	0.30	0
4	SO4	G	202	-	4,4,4	0.26	0	6,6,6	0.33	0
4	SO4	E	203	6,5	4,4,4	0.44	0	6,6,6	0.47	0
4	SO4	C	402	5	4,4,4	0.44	0	6,6,6	0.29	0
4	SO4	G	201	-	4,4,4	0.35	0	6,6,6	0.16	0
4	SO4	D	201	-	4,4,4	0.27	0	6,6,6	0.24	0
4	SO4	E	201	-	4,4,4	0.32	0	6,6,6	0.09	0
4	SO4	A	203	-	4,4,4	0.32	0	6,6,6	0.14	0
9	GOL	J	203	-	5,5,5	0.18	0	5,5,5	0.44	0
4	SO4	Q	201	-	4,4,4	0.32	0	6,6,6	0.12	0
4	SO4	H	202	6,5	4,4,4	0.42	0	6,6,6	0.48	0

In the following table, the Chirals column lists the number of chiral outliers, the number of chiral centers analysed, the number of these observed in the model and the number defined in the Chemical Component Dictionary. Similar counts are reported in the Torsion and Rings columns. '-' means no outliers of that kind were identified.

Mol	Type	Chain	Res	Link	Chirals	Torsions	Rings
9	GOL	P	201	-	-	3/4/4/4	-
9	GOL	J	203	-	-	4/4/4/4	-

There are no bond length outliers.

There are no bond angle outliers.

There are no chirality outliers.

5 of 7 torsion outliers are listed below:

Mol	Chain	Res	Type	Atoms
9	J	203	GOL	O1-C1-C2-C3
9	J	203	GOL	C1-C2-C3-O3

*Continued on next page...*

*Continued from previous page...*

Mol	Chain	Res	Type	Atoms
9	P	201	GOL	C1-C2-C3-O3
9	P	201	GOL	O2-C2-C3-O3
9	J	203	GOL	O1-C1-C2-O2

There are no ring outliers.

No monomer is involved in short contacts.

#### 4.7 Other polymers [i](#)

There are no such residues in this entry.

#### 4.8 Polymer linkage issues [i](#)

There are no chain breaks in this entry.

## 5 Fit of model and data

### 5.1 Protein, DNA and RNA chains

EDS failed to run properly - this section is therefore empty.

### 5.2 Non-standard residues in protein, DNA, RNA chains

EDS failed to run properly - this section is therefore empty.

### 5.3 Carbohydrates

EDS failed to run properly - this section is therefore empty.

### 5.4 Ligands

EDS failed to run properly - this section is therefore empty.

### 5.5 Other polymers

EDS failed to run properly - this section is therefore empty.