



# wwPDB X-ray Structure Validation Summary Report

Jun 17, 2024 – 03:12 AM EDT

PDB ID : 5N8D  
Title : Structure of the distal domain of mouse adenovirus 2 fibre, P21 native  
Authors : Singh, A.K.; van Raaij, M.J.  
Deposited on : 2017-02-23  
Resolution : 1.80 Å(reported)

This is a wwPDB X-ray Structure Validation Summary Report for a publicly released PDB entry.

We welcome your comments at [validation@mail.wwpdb.org](mailto:validation@mail.wwpdb.org)

A user guide is available at

<https://www.wwpdb.org/validation/2017/XrayValidationReportHelp>

with specific help available everywhere you see the  symbol.

The types of validation reports are described at

<http://www.wwpdb.org/validation/2017/FAQs#types>.

---

The following versions of software and data (see [references](#) ) were used in the production of this report:

MolProbity : 4.02b-467  
Mogul : 1.8.5 (274361), CSD as541be (2020)  
Xtriage (Phenix) : 1.13  
EDS : 2.37.1  
Percentile statistics : 20191225.v01 (using entries in the PDB archive December 25th 2019)  
Refmac : 5.8.0158  
CCP4 : 7.0.044 (Gargrove)  
Ideal geometry (proteins) : Engh & Huber (2001)  
Ideal geometry (DNA, RNA) : Parkinson et al. (1996)  
Validation Pipeline (wwPDB-VP) : 2.37.1

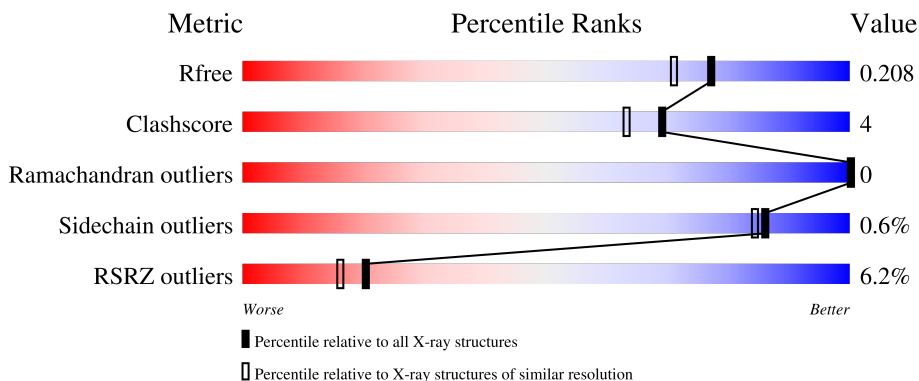
# 1 Overall quality at a glance

The following experimental techniques were used to determine the structure:

*X-RAY DIFFRACTION*

The reported resolution of this entry is 1.80 Å.

Percentile scores (ranging between 0-100) for global validation metrics of the entry are shown in the following graphic. The table shows the number of entries on which the scores are based.




Metric	Whole archive (#Entries)	Similar resolution (#Entries, resolution range(Å))
$R_{free}$	130704	5950 (1.80-1.80)
Clashscore	141614	6793 (1.80-1.80)
Ramachandran outliers	138981	6697 (1.80-1.80)
Sidechain outliers	138945	6696 (1.80-1.80)
RSRZ outliers	127900	5850 (1.80-1.80)

The table below summarises the geometric issues observed across the polymeric chains and their fit to the electron density. The red, orange, yellow and green segments of the lower bar indicate the fraction of residues that contain outliers for  $\geq 3$ , 2, 1 and 0 types of geometric quality criteria respectively. A grey segment represents the fraction of residues that are not modelled. The numeric value for each fraction is indicated below the corresponding segment, with a dot representing fractions  $\leq 5\%$ . The upper red bar (where present) indicates the fraction of residues that have poor fit to the electron density. The numeric value is given above the bar.

Mol	Chain	Length	Quality of chain
1	A	237	 8% 77% 5% 18%
1	B	237	 4% 75% 7% 18%
1	C	237	 4% 76% 6% 18%
1	D	237	 5% 78% 5% 18%
1	E	237	 4% 76% 6% 18%

*Continued on next page...*

*Continued from previous page...*

Mol	Chain	Length	Quality of chain
1	F	237	 <p>6% 76% 6% 12%</p>

## 2 Entry composition [i](#)

There are 4 unique types of molecules in this entry. The entry contains 10928 atoms, of which 0 are hydrogens and 0 are deuteriums.

In the tables below, the ZeroOcc column contains the number of atoms modelled with zero occupancy, the AltConf column contains the number of residues with at least one atom in alternate conformation and the Trace column contains the number of residues modelled with at most 2 atoms.

- Molecule 1 is a protein called Fiber.

Mol	Chain	Residues	Atoms					ZeroOcc	AltConf	Trace
			Total	C	N	O	S			
1	A	194	1522	968	243	298	13	0	5	0
1	B	195	1521	967	244	298	12	0	3	0
1	C	194	1559	993	248	303	15	0	12	0
1	D	195	1533	974	250	297	12	0	4	0
1	E	194	1542	981	248	299	14	0	8	0
1	F	194	1537	977	246	300	14	0	8	0

There are 210 discrepancies between the modelled and reference sequences:

Chain	Residue	Modelled	Actual	Comment	Reference
A	551	GLY	-	expression tag	UNP E7CH51
A	552	SER	-	expression tag	UNP E7CH51
A	553	SER	-	expression tag	UNP E7CH51
A	554	HIS	-	expression tag	UNP E7CH51
A	555	HIS	-	expression tag	UNP E7CH51
A	556	HIS	-	expression tag	UNP E7CH51
A	557	HIS	-	expression tag	UNP E7CH51
A	558	HIS	-	expression tag	UNP E7CH51
A	559	HIS	-	expression tag	UNP E7CH51
A	560	SER	-	expression tag	UNP E7CH51
A	561	SER	-	expression tag	UNP E7CH51
A	562	GLY	-	expression tag	UNP E7CH51
A	563	LEU	-	expression tag	UNP E7CH51
A	564	VAL	-	expression tag	UNP E7CH51
A	565	PRO	-	expression tag	UNP E7CH51
A	566	ARG	-	expression tag	UNP E7CH51
A	567	GLY	-	expression tag	UNP E7CH51

*Continued on next page...*

*Continued from previous page...*

Chain	Residue	Modelled	Actual	Comment	Reference
A	568	SER	-	expression tag	UNP E7CH51
A	569	HIS	-	expression tag	UNP E7CH51
A	570	MET	-	expression tag	UNP E7CH51
A	571	ALA	-	expression tag	UNP E7CH51
A	572	SER	-	expression tag	UNP E7CH51
A	573	MET	-	expression tag	UNP E7CH51
A	574	THR	-	expression tag	UNP E7CH51
A	575	GLY	-	expression tag	UNP E7CH51
A	576	GLY	-	expression tag	UNP E7CH51
A	577	GLN	-	expression tag	UNP E7CH51
A	578	GLN	-	expression tag	UNP E7CH51
A	579	MET	-	expression tag	UNP E7CH51
A	580	GLY	-	expression tag	UNP E7CH51
A	581	ARG	-	expression tag	UNP E7CH51
A	582	GLY	-	expression tag	UNP E7CH51
A	583	SER	-	expression tag	UNP E7CH51
A	584	GLU	-	expression tag	UNP E7CH51
A	585	PHE	-	expression tag	UNP E7CH51
B	551	GLY	-	expression tag	UNP E7CH51
B	552	SER	-	expression tag	UNP E7CH51
B	553	SER	-	expression tag	UNP E7CH51
B	554	HIS	-	expression tag	UNP E7CH51
B	555	HIS	-	expression tag	UNP E7CH51
B	556	HIS	-	expression tag	UNP E7CH51
B	557	HIS	-	expression tag	UNP E7CH51
B	558	HIS	-	expression tag	UNP E7CH51
B	559	HIS	-	expression tag	UNP E7CH51
B	560	SER	-	expression tag	UNP E7CH51
B	561	SER	-	expression tag	UNP E7CH51
B	562	GLY	-	expression tag	UNP E7CH51
B	563	LEU	-	expression tag	UNP E7CH51
B	564	VAL	-	expression tag	UNP E7CH51
B	565	PRO	-	expression tag	UNP E7CH51
B	566	ARG	-	expression tag	UNP E7CH51
B	567	GLY	-	expression tag	UNP E7CH51
B	568	SER	-	expression tag	UNP E7CH51
B	569	HIS	-	expression tag	UNP E7CH51
B	570	MET	-	expression tag	UNP E7CH51
B	571	ALA	-	expression tag	UNP E7CH51
B	572	SER	-	expression tag	UNP E7CH51
B	573	MET	-	expression tag	UNP E7CH51
B	574	THR	-	expression tag	UNP E7CH51

*Continued on next page...*

*Continued from previous page...*

Chain	Residue	Modelled	Actual	Comment	Reference
B	575	GLY	-	expression tag	UNP E7CH51
B	576	GLY	-	expression tag	UNP E7CH51
B	577	GLN	-	expression tag	UNP E7CH51
B	578	GLN	-	expression tag	UNP E7CH51
B	579	MET	-	expression tag	UNP E7CH51
B	580	GLY	-	expression tag	UNP E7CH51
B	581	ARG	-	expression tag	UNP E7CH51
B	582	GLY	-	expression tag	UNP E7CH51
B	583	SER	-	expression tag	UNP E7CH51
B	584	GLU	-	expression tag	UNP E7CH51
B	585	PHE	-	expression tag	UNP E7CH51
C	551	GLY	-	expression tag	UNP E7CH51
C	552	SER	-	expression tag	UNP E7CH51
C	553	SER	-	expression tag	UNP E7CH51
C	554	HIS	-	expression tag	UNP E7CH51
C	555	HIS	-	expression tag	UNP E7CH51
C	556	HIS	-	expression tag	UNP E7CH51
C	557	HIS	-	expression tag	UNP E7CH51
C	558	HIS	-	expression tag	UNP E7CH51
C	559	HIS	-	expression tag	UNP E7CH51
C	560	SER	-	expression tag	UNP E7CH51
C	561	SER	-	expression tag	UNP E7CH51
C	562	GLY	-	expression tag	UNP E7CH51
C	563	LEU	-	expression tag	UNP E7CH51
C	564	VAL	-	expression tag	UNP E7CH51
C	565	PRO	-	expression tag	UNP E7CH51
C	566	ARG	-	expression tag	UNP E7CH51
C	567	GLY	-	expression tag	UNP E7CH51
C	568	SER	-	expression tag	UNP E7CH51
C	569	HIS	-	expression tag	UNP E7CH51
C	570	MET	-	expression tag	UNP E7CH51
C	571	ALA	-	expression tag	UNP E7CH51
C	572	SER	-	expression tag	UNP E7CH51
C	573	MET	-	expression tag	UNP E7CH51
C	574	THR	-	expression tag	UNP E7CH51
C	575	GLY	-	expression tag	UNP E7CH51
C	576	GLY	-	expression tag	UNP E7CH51
C	577	GLN	-	expression tag	UNP E7CH51
C	578	GLN	-	expression tag	UNP E7CH51
C	579	MET	-	expression tag	UNP E7CH51
C	580	GLY	-	expression tag	UNP E7CH51
C	581	ARG	-	expression tag	UNP E7CH51

*Continued on next page...*

*Continued from previous page...*

Chain	Residue	Modelled	Actual	Comment	Reference
C	582	GLY	-	expression tag	UNP E7CH51
C	583	SER	-	expression tag	UNP E7CH51
C	584	GLU	-	expression tag	UNP E7CH51
C	585	PHE	-	expression tag	UNP E7CH51
D	551	GLY	-	expression tag	UNP E7CH51
D	552	SER	-	expression tag	UNP E7CH51
D	553	SER	-	expression tag	UNP E7CH51
D	554	HIS	-	expression tag	UNP E7CH51
D	555	HIS	-	expression tag	UNP E7CH51
D	556	HIS	-	expression tag	UNP E7CH51
D	557	HIS	-	expression tag	UNP E7CH51
D	558	HIS	-	expression tag	UNP E7CH51
D	559	HIS	-	expression tag	UNP E7CH51
D	560	SER	-	expression tag	UNP E7CH51
D	561	SER	-	expression tag	UNP E7CH51
D	562	GLY	-	expression tag	UNP E7CH51
D	563	LEU	-	expression tag	UNP E7CH51
D	564	VAL	-	expression tag	UNP E7CH51
D	565	PRO	-	expression tag	UNP E7CH51
D	566	ARG	-	expression tag	UNP E7CH51
D	567	GLY	-	expression tag	UNP E7CH51
D	568	SER	-	expression tag	UNP E7CH51
D	569	HIS	-	expression tag	UNP E7CH51
D	570	MET	-	expression tag	UNP E7CH51
D	571	ALA	-	expression tag	UNP E7CH51
D	572	SER	-	expression tag	UNP E7CH51
D	573	MET	-	expression tag	UNP E7CH51
D	574	THR	-	expression tag	UNP E7CH51
D	575	GLY	-	expression tag	UNP E7CH51
D	576	GLY	-	expression tag	UNP E7CH51
D	577	GLN	-	expression tag	UNP E7CH51
D	578	GLN	-	expression tag	UNP E7CH51
D	579	MET	-	expression tag	UNP E7CH51
D	580	GLY	-	expression tag	UNP E7CH51
D	581	ARG	-	expression tag	UNP E7CH51
D	582	GLY	-	expression tag	UNP E7CH51
D	583	SER	-	expression tag	UNP E7CH51
D	584	GLU	-	expression tag	UNP E7CH51
D	585	PHE	-	expression tag	UNP E7CH51
E	551	GLY	-	expression tag	UNP E7CH51
E	552	SER	-	expression tag	UNP E7CH51
E	553	SER	-	expression tag	UNP E7CH51

*Continued on next page...*

*Continued from previous page...*

Chain	Residue	Modelled	Actual	Comment	Reference
E	554	HIS	-	expression tag	UNP E7CH51
E	555	HIS	-	expression tag	UNP E7CH51
E	556	HIS	-	expression tag	UNP E7CH51
E	557	HIS	-	expression tag	UNP E7CH51
E	558	HIS	-	expression tag	UNP E7CH51
E	559	HIS	-	expression tag	UNP E7CH51
E	560	SER	-	expression tag	UNP E7CH51
E	561	SER	-	expression tag	UNP E7CH51
E	562	GLY	-	expression tag	UNP E7CH51
E	563	LEU	-	expression tag	UNP E7CH51
E	564	VAL	-	expression tag	UNP E7CH51
E	565	PRO	-	expression tag	UNP E7CH51
E	566	ARG	-	expression tag	UNP E7CH51
E	567	GLY	-	expression tag	UNP E7CH51
E	568	SER	-	expression tag	UNP E7CH51
E	569	HIS	-	expression tag	UNP E7CH51
E	570	MET	-	expression tag	UNP E7CH51
E	571	ALA	-	expression tag	UNP E7CH51
E	572	SER	-	expression tag	UNP E7CH51
E	573	MET	-	expression tag	UNP E7CH51
E	574	THR	-	expression tag	UNP E7CH51
E	575	GLY	-	expression tag	UNP E7CH51
E	576	GLY	-	expression tag	UNP E7CH51
E	577	GLN	-	expression tag	UNP E7CH51
E	578	GLN	-	expression tag	UNP E7CH51
E	579	MET	-	expression tag	UNP E7CH51
E	580	GLY	-	expression tag	UNP E7CH51
E	581	ARG	-	expression tag	UNP E7CH51
E	582	GLY	-	expression tag	UNP E7CH51
E	583	SER	-	expression tag	UNP E7CH51
E	584	GLU	-	expression tag	UNP E7CH51
E	585	PHE	-	expression tag	UNP E7CH51
F	551	GLY	-	expression tag	UNP E7CH51
F	552	SER	-	expression tag	UNP E7CH51
F	553	SER	-	expression tag	UNP E7CH51
F	554	HIS	-	expression tag	UNP E7CH51
F	555	HIS	-	expression tag	UNP E7CH51
F	556	HIS	-	expression tag	UNP E7CH51
F	557	HIS	-	expression tag	UNP E7CH51
F	558	HIS	-	expression tag	UNP E7CH51
F	559	HIS	-	expression tag	UNP E7CH51
F	560	SER	-	expression tag	UNP E7CH51

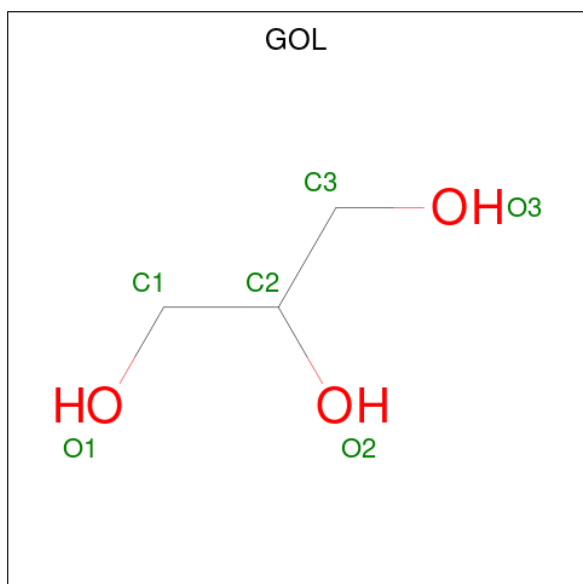
*Continued on next page...*



Continued from previous page...

Chain	Residue	Modelled	Actual	Comment	Reference
F	561	SER	-	expression tag	UNP E7CH51
F	562	GLY	-	expression tag	UNP E7CH51
F	563	LEU	-	expression tag	UNP E7CH51
F	564	VAL	-	expression tag	UNP E7CH51
F	565	PRO	-	expression tag	UNP E7CH51
F	566	ARG	-	expression tag	UNP E7CH51
F	567	GLY	-	expression tag	UNP E7CH51
F	568	SER	-	expression tag	UNP E7CH51
F	569	HIS	-	expression tag	UNP E7CH51
F	570	MET	-	expression tag	UNP E7CH51
F	571	ALA	-	expression tag	UNP E7CH51
F	572	SER	-	expression tag	UNP E7CH51
F	573	MET	-	expression tag	UNP E7CH51
F	574	THR	-	expression tag	UNP E7CH51
F	575	GLY	-	expression tag	UNP E7CH51
F	576	GLY	-	expression tag	UNP E7CH51
F	577	GLN	-	expression tag	UNP E7CH51
F	578	GLN	-	expression tag	UNP E7CH51
F	579	MET	-	expression tag	UNP E7CH51
F	580	GLY	-	expression tag	UNP E7CH51
F	581	ARG	-	expression tag	UNP E7CH51
F	582	GLY	-	expression tag	UNP E7CH51
F	583	SER	-	expression tag	UNP E7CH51
F	584	GLU	-	expression tag	UNP E7CH51
F	585	PHE	-	expression tag	UNP E7CH51

- Molecule 2 is GLYCEROL (three-letter code: GOL) (formula: C<sub>3</sub>H<sub>8</sub>O<sub>3</sub>).



Mol	Chain	Residues	Atoms	ZeroOcc	AltConf
2	A	1	Total C O 6 3 3	0	0
2	B	1	Total C O 6 3 3	0	0
2	B	1	Total C O 6 3 3	0	0
2	C	1	Total C O 6 3 3	0	0
2	D	1	Total C O 6 3 3	0	0
2	E	1	Total C O 6 3 3	0	0
2	F	1	Total C O 6 3 3	0	0

- Molecule 3 is CHLORIDE ION (three-letter code: CL) (formula: Cl).

Mol	Chain	Residues	Atoms	ZeroOcc	AltConf
3	A	2	Total Cl 2 2	0	0
3	B	1	Total Cl 1 1	0	0
3	C	1	Total Cl 1 1	0	0
3	D	1	Total Cl 1 1	0	0
3	E	1	Total Cl 1 1	0	0
3	F	2	Total Cl 2 2	0	0

- Molecule 4 is water.

Mol	Chain	Residues	Atoms	ZeroOcc	AltConf
4	A	263	Total O 263 263	0	0
4	B	259	Total O 259 259	0	0
4	C	297	Total O 297 297	0	0
4	D	279	Total O 279 279	0	0
4	E	304	Total O 304 304	0	0

*Continued on next page...*

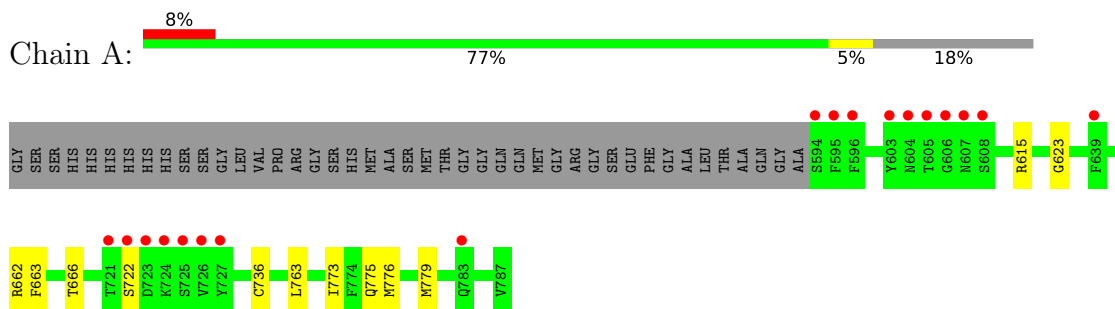
*Continued from previous page...*

<b>Mol</b>	<b>Chain</b>	<b>Residues</b>	<b>Atoms</b>		<b>ZeroOcc</b>	<b>AltConf</b>
4	F	262	Total 262	O 262	0	0

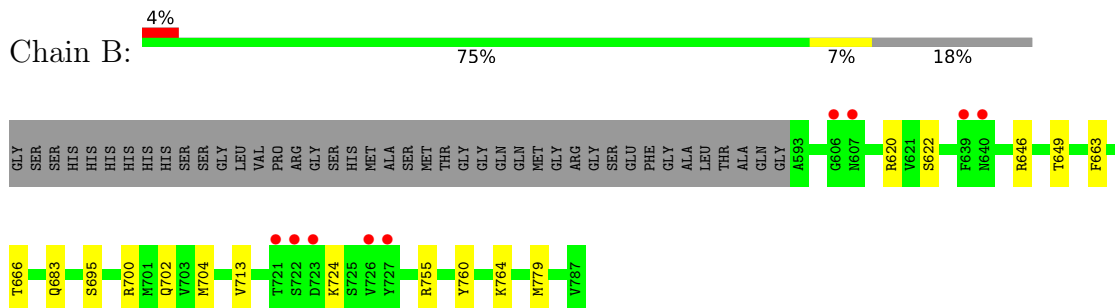
### 3 Residue-property plots [i](#)

These plots are drawn for all protein, RNA, DNA and oligosaccharide chains in the entry. The first graphic for a chain summarises the proportions of the various outlier classes displayed in the second graphic. The second graphic shows the sequence view annotated by issues in geometry and electron density. Residues are color-coded according to the number of geometric quality criteria for which they contain at least one outlier: green = 0, yellow = 1, orange = 2 and red = 3 or more. A red dot above a residue indicates a poor fit to the electron density ( $RSRZ > 2$ ). Stretches of 2 or more consecutive residues without any outlier are shown as a green connector. Residues present in the sample, but not in the model, are shown in grey.

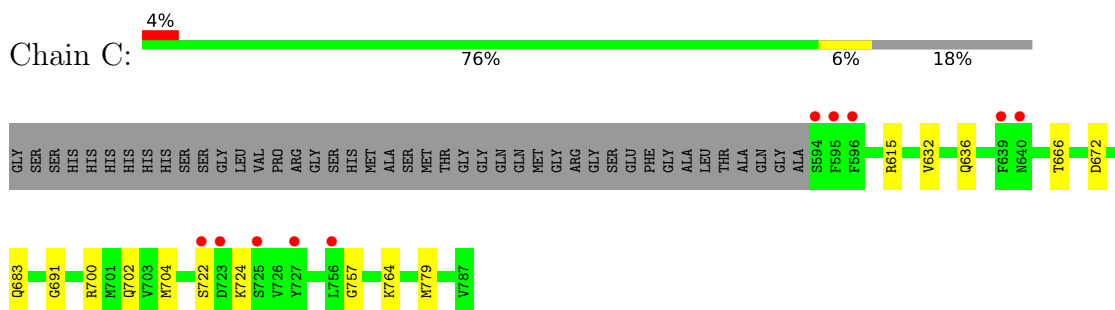
- Molecule 1: Fiber



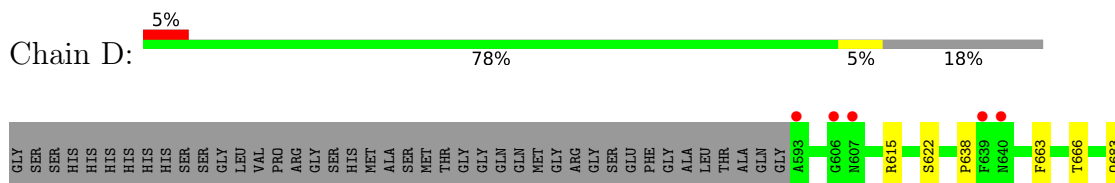
- Molecule 1: Fiber

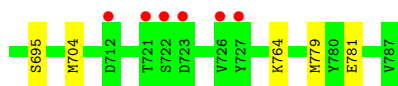


- Molecule 1: Fiber

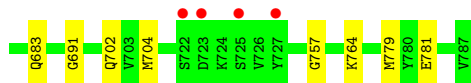
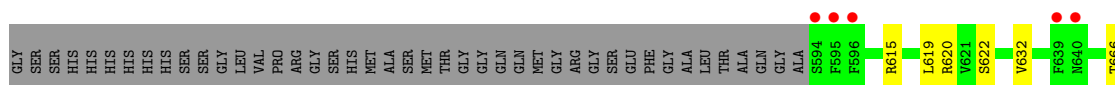
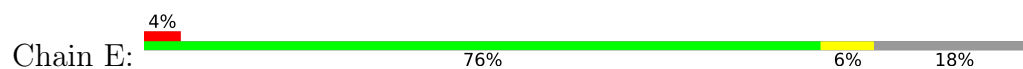


- Molecule 1: Fiber

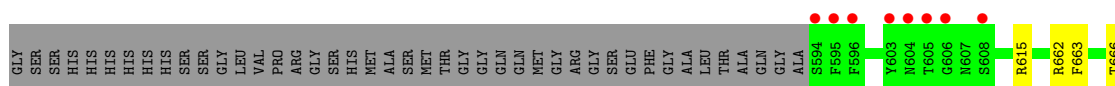
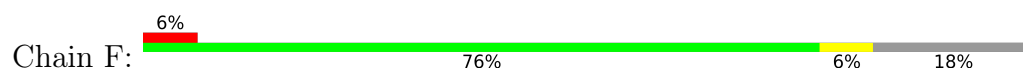




- Molecule 1: Fiber



- Molecule 1: Fiber



## 4 Data and refinement statistics i

Property	Value	Source
Space group	P 1 21 1	Depositor
Cell constants a, b, c, $\alpha$ , $\beta$ , $\gamma$	93.88Å 100.60Å 95.47Å 90.00° 116.28° 90.00°	Depositor
Resolution (Å)	29.66 – 1.80 29.66 – 1.80	Depositor EDS
% Data completeness (in resolution range)	98.1 (29.66-1.80) 98.1 (29.66-1.80)	Depositor EDS
$R_{merge}$	0.08	Depositor
$R_{sym}$	(Not available)	Depositor
$\langle I/\sigma(I) \rangle$ <sup>1</sup>	2.46 (at 1.80Å)	Xtrriage
Refinement program	REFMAC 5.8.0158	Depositor
R, $R_{free}$	0.168 , 0.201 0.177 , 0.208	Depositor DCC
$R_{free}$ test set	3783 reflections (2.62%)	wwPDB-VP
Wilson B-factor (Å <sup>2</sup> )	17.7	Xtrriage
Anisotropy	0.521	Xtrriage
Bulk solvent $k_{sol}$ (e/Å <sup>3</sup> ), $B_{sol}$ (Å <sup>2</sup> )	0.36 , 51.4	EDS
L-test for twinning <sup>2</sup>	$\langle  L  \rangle = 0.49$ , $\langle L^2 \rangle = 0.32$	Xtrriage
Estimated twinning fraction	0.016 for l,-k,h	Xtrriage
$F_o, F_c$ correlation	0.96	EDS
Total number of atoms	10928	wwPDB-VP
Average B, all atoms (Å <sup>2</sup> )	25.0	wwPDB-VP

Xtrriage's analysis on translational NCS is as follows: *The largest off-origin peak in the Patterson function is 4.54% of the height of the origin peak. No significant pseudotranslation is detected.*

<sup>1</sup>Intensities estimated from amplitudes.

<sup>2</sup>Theoretical values of  $\langle |L| \rangle$ ,  $\langle L^2 \rangle$  for acentric reflections are 0.5, 0.333 respectively for untwinned datasets, and 0.375, 0.2 for perfectly twinned datasets.

## 5 Model quality [i](#)

### 5.1 Standard geometry [i](#)

Bond lengths and bond angles in the following residue types are not validated in this section: GOL, CL

The Z score for a bond length (or angle) is the number of standard deviations the observed value is removed from the expected value. A bond length (or angle) with  $|Z| > 5$  is considered an outlier worth inspection. RMSZ is the root-mean-square of all Z scores of the bond lengths (or angles).

Mol	Chain	Bond lengths		Bond angles	
		RMSZ	# Z  >5	RMSZ	# Z  >5
1	A	0.67	0/1572	0.79	1/2132 (0.0%)
1	B	0.67	0/1568	0.79	2/2128 (0.1%)
1	C	0.67	0/1644	0.77	0/2230
1	D	0.65	0/1579	0.76	0/2141
1	E	0.70	0/1608	0.78	1/2180 (0.0%)
1	F	0.65	0/1600	0.81	2/2169 (0.1%)
All	All	0.67	0/9571	0.78	6/12980 (0.0%)

There are no bond length outliers.

The worst 5 of 6 bond angle outliers are listed below:

Mol	Chain	Res	Type	Atoms	Z	Observed(°)	Ideal(°)
1	F	662	ARG	NE-CZ-NH1	7.21	123.91	120.30
1	B	620	ARG	NE-CZ-NH2	-6.96	116.82	120.30
1	A	662	ARG	NE-CZ-NH1	6.12	123.36	120.30
1	F	663	PHE	CB-CA-C	-6.07	98.26	110.40
1	E	620	ARG	NE-CZ-NH2	-5.90	117.35	120.30

There are no chirality outliers.

There are no planarity outliers.

### 5.2 Too-close contacts [i](#)

In the following table, the Non-H and H(model) columns list the number of non-hydrogen atoms and hydrogen atoms in the chain respectively. The H(added) column lists the number of hydrogen atoms added and optimized by MolProbity. The Clashes column lists the number of clashes within the asymmetric unit, whereas Symm-Clashes lists symmetry-related clashes.

Mol	Chain	Non-H	H(model)	H(added)	Clashes	Symm-Clashes
1	A	1522	0	1475	9	0
1	B	1521	0	1472	13	0
1	C	1559	0	1518	19	0
1	D	1533	0	1491	11	0
1	E	1542	0	1500	12	0
1	F	1537	0	1487	9	0
2	A	6	0	8	0	0
2	B	12	0	16	2	0
2	C	6	0	8	0	0
2	D	6	0	8	0	0
2	E	6	0	8	0	0
2	F	6	0	8	0	0
3	A	2	0	0	1	0
3	B	1	0	0	0	0
3	C	1	0	0	0	0
3	D	1	0	0	0	0
3	E	1	0	0	0	0
3	F	2	0	0	0	0
4	A	263	0	0	3	0
4	B	259	0	0	3	0
4	C	297	0	0	8	0
4	D	279	0	0	5	0
4	E	304	0	0	7	0
4	F	262	0	0	1	0
All	All	10928	0	8999	68	0

The all-atom clashscore is defined as the number of clashes found per 1000 atoms (including hydrogen atoms). The all-atom clashscore for this structure is 4.

The worst 5 of 68 close contacts within the same asymmetric unit are listed below, sorted by their clash magnitude.

Atom-1	Atom-2	Interatomic distance (Å)	Clash overlap (Å)
1:C:666[A]:THR:HG21	1:C:779[A]:MET:SD	1.84	1.17
1:C:615[B]:ARG:NH2	4:C:901:HOH:O	1.94	1.01
1:E:615[B]:ARG:NH1	4:E:901:HOH:O	1.82	0.93
1:C:666[A]:THR:CG2	1:C:779[A]:MET:SD	2.57	0.93
1:E:615[B]:ARG:NH2	4:E:902:HOH:O	2.02	0.92

There are no symmetry-related clashes.



## 5.3 Torsion angles [i](#)

### 5.3.1 Protein backbone [i](#)

In the following table, the Percentiles column shows the percent Ramachandran outliers of the chain as a percentile score with respect to all X-ray entries followed by that with respect to entries of similar resolution.

The Analysed column shows the number of residues for which the backbone conformation was analysed, and the total number of residues.

Mol	Chain	Analysed	Favoured	Allowed	Outliers	Percentiles	
1	A	197/237 (83%)	192 (98%)	5 (2%)	0	100	100
1	B	196/237 (83%)	189 (96%)	7 (4%)	0	100	100
1	C	205/237 (86%)	201 (98%)	4 (2%)	0	100	100
1	D	197/237 (83%)	190 (96%)	7 (4%)	0	100	100
1	E	200/237 (84%)	193 (96%)	7 (4%)	0	100	100
1	F	200/237 (84%)	195 (98%)	5 (2%)	0	100	100
All	All	1195/1422 (84%)	1160 (97%)	35 (3%)	0	100	100

There are no Ramachandran outliers to report.

### 5.3.2 Protein sidechains [i](#)

In the following table, the Percentiles column shows the percent sidechain outliers of the chain as a percentile score with respect to all X-ray entries followed by that with respect to entries of similar resolution.

The Analysed column shows the number of residues for which the sidechain conformation was analysed, and the total number of residues.

Mol	Chain	Analysed	Rotameric	Outliers	Percentiles	
1	A	172/198 (87%)	170 (99%)	2 (1%)	71	65
1	B	171/198 (86%)	169 (99%)	2 (1%)	71	65
1	C	181/198 (91%)	181 (100%)	0	100	100
1	D	171/198 (86%)	170 (99%)	1 (1%)	86	84
1	E	176/198 (89%)	175 (99%)	1 (1%)	86	84
1	F	175/198 (88%)	175 (100%)	0	100	100
All	All	1046/1188 (88%)	1040 (99%)	6 (1%)	86	84

5 of 6 residues with a non-rotameric sidechain are listed below:

Mol	Chain	Res	Type
1	B	700	ARG
1	D	695	SER
1	E	619	LEU
1	A	722	SER
1	A	663	PHE

Sometimes sidechains can be flipped to improve hydrogen bonding and reduce clashes. There are no such sidechains identified.

### 5.3.3 RNA [i](#)

There are no RNA molecules in this entry.

### 5.4 Non-standard residues in protein, DNA, RNA chains [i](#)

There are no non-standard protein/DNA/RNA residues in this entry.

### 5.5 Carbohydrates [i](#)

There are no monosaccharides in this entry.

### 5.6 Ligand geometry [i](#)

Of 15 ligands modelled in this entry, 8 are monoatomic - leaving 7 for Mogul analysis.

In the following table, the Counts columns list the number of bonds (or angles) for which Mogul statistics could be retrieved, the number of bonds (or angles) that are observed in the model and the number of bonds (or angles) that are defined in the Chemical Component Dictionary. The Link column lists molecule types, if any, to which the group is linked. The Z score for a bond length (or angle) is the number of standard deviations the observed value is removed from the expected value. A bond length (or angle) with  $|Z| > 2$  is considered an outlier worth inspection. RMSZ is the root-mean-square of all Z scores of the bond lengths (or angles).

Mol	Type	Chain	Res	Link	Bond lengths			Bond angles		
					Counts	RMSZ	$\# Z  > 2$	Counts	RMSZ	$\# Z  > 2$
2	GOL	A	801	-	5,5,5	0.34	0	5,5,5	0.74	0
2	GOL	C	801	-	5,5,5	0.34	0	5,5,5	0.59	0
2	GOL	D	801	-	5,5,5	0.45	0	5,5,5	0.70	0
2	GOL	E	801	-	5,5,5	0.29	0	5,5,5	0.54	0
2	GOL	F	801	-	5,5,5	0.53	0	5,5,5	1.10	0
2	GOL	B	802	-	5,5,5	0.40	0	5,5,5	0.31	0
2	GOL	B	801	-	5,5,5	0.31	0	5,5,5	0.82	0

In the following table, the Chirals column lists the number of chiral outliers, the number of chiral centers analysed, the number of these observed in the model and the number defined in the Chemical Component Dictionary. Similar counts are reported in the Torsion and Rings columns. '-' means no outliers of that kind were identified.

Mol	Type	Chain	Res	Link	Chirals	Torsions	Rings
2	GOL	A	801	-	-	0/4/4/4	-
2	GOL	C	801	-	-	2/4/4/4	-
2	GOL	D	801	-	-	0/4/4/4	-
2	GOL	E	801	-	-	0/4/4/4	-
2	GOL	F	801	-	-	2/4/4/4	-
2	GOL	B	802	-	-	0/4/4/4	-
2	GOL	B	801	-	-	0/4/4/4	-

There are no bond length outliers.

There are no bond angle outliers.

There are no chirality outliers.

All (4) torsion outliers are listed below:

Mol	Chain	Res	Type	Atoms
2	F	801	GOL	C1-C2-C3-O3
2	F	801	GOL	O2-C2-C3-O3
2	C	801	GOL	O1-C1-C2-C3
2	C	801	GOL	O1-C1-C2-O2

There are no ring outliers.

1 monomer is involved in 2 short contacts:

Mol	Chain	Res	Type	Clashes	Symm-Clashes
2	B	802	GOL	2	0

## 5.7 Other polymers [i](#)

There are no such residues in this entry.

## 5.8 Polymer linkage issues [i](#)

There are no chain breaks in this entry.

## 6 Fit of model and data [i](#)

### 6.1 Protein, DNA and RNA chains [i](#)

In the following table, the column labelled ‘#RSRZ > 2’ contains the number (and percentage) of RSRZ outliers, followed by percent RSRZ outliers for the chain as percentile scores relative to all X-ray entries and entries of similar resolution. The OWAB column contains the minimum, median, 95<sup>th</sup> percentile and maximum values of the occupancy-weighted average B-factor per residue. The column labelled ‘Q < 0.9’ lists the number of (and percentage) of residues with an average occupancy less than 0.9.

Mol	Chain	Analysed	<RSRZ>	#RSRZ>2	OWAB(Å <sup>2</sup> )	Q<0.9
1	A	194/237 (81%)	0.01	18 (9%) 8 6	13, 21, 53, 70	0
1	B	195/237 (82%)	0.03	9 (4%) 32 26	15, 22, 48, 59	0
1	C	194/237 (81%)	-0.13	10 (5%) 27 22	13, 19, 41, 64	0
1	D	195/237 (82%)	-0.03	11 (5%) 24 19	14, 21, 48, 60	0
1	E	194/237 (81%)	-0.16	9 (4%) 32 26	13, 19, 40, 69	0
1	F	194/237 (81%)	-0.02	15 (7%) 13 10	13, 20, 52, 68	0
All	All	1166/1422 (81%)	-0.05	72 (6%) 20 16	13, 21, 48, 70	0

The worst 5 of 72 RSRZ outliers are listed below:

Mol	Chain	Res	Type	RSRZ
1	F	723	ASP	7.4
1	F	727	TYR	5.3
1	B	726	VAL	5.3
1	A	723	ASP	5.0
1	A	727	TYR	4.9

### 6.2 Non-standard residues in protein, DNA, RNA chains [i](#)

There are no non-standard protein/DNA/RNA residues in this entry.

### 6.3 Carbohydrates [i](#)

There are no monosaccharides in this entry.

## 6.4 Ligands [i](#)

In the following table, the Atoms column lists the number of modelled atoms in the group and the number defined in the chemical component dictionary. The B-factors column lists the minimum, median, 95<sup>th</sup> percentile and maximum values of B factors of atoms in the group. The column labelled 'Q< 0.9' lists the number of atoms with occupancy less than 0.9.

Mol	Type	Chain	Res	Atoms	RSCC	RSR	B-factors(Å <sup>2</sup> )	Q<0.9
2	GOL	B	802	6/6	0.80	0.24	48,56,58,63	0
2	GOL	E	801	6/6	0.82	0.23	32,44,49,57	0
2	GOL	C	801	6/6	0.90	0.22	32,41,48,56	0
2	GOL	D	801	6/6	0.93	0.11	26,27,28,29	0
2	GOL	F	801	6/6	0.94	0.09	24,26,27,28	0
2	GOL	A	801	6/6	0.95	0.10	25,28,29,30	0
3	CL	A	803	1/1	0.95	0.11	37,37,37,37	0
2	GOL	B	801	6/6	0.96	0.12	29,30,32,32	0
3	CL	D	802	1/1	0.96	0.06	34,34,34,34	0
3	CL	F	803	1/1	0.96	0.09	37,37,37,37	0
3	CL	F	802	1/1	0.97	0.06	33,33,33,33	0
3	CL	B	803	1/1	0.97	0.05	33,33,33,33	0
3	CL	A	802	1/1	0.98	0.05	34,34,34,34	0
3	CL	C	802	1/1	0.99	0.06	27,27,27,27	0
3	CL	E	802	1/1	0.99	0.05	26,26,26,26	0

## 6.5 Other polymers [i](#)

There are no such residues in this entry.