



Full wwPDB EM Validation Report ⓘ

Nov 21, 2022 – 02:12 AM EST

PDB ID : 7MT0
EMDB ID : EMD-23973
Title : Structure of the adeno-associated virus 9 capsid at pH 7.4
Authors : Penzes, J.J.; Chipman, P.; Bhattacharya, N.; Zeher, A.; Huang, R.; McKenna, R.; Agbandje-McKenna, M.
Deposited on : 2021-05-12
Resolution : 2.82 Å(reported)
Based on initial model : 3UX1

This is a Full wwPDB EM Validation Report for a publicly released PDB entry.

We welcome your comments at validation@mail.wwpdb.org

A user guide is available at

<https://www.wwpdb.org/validation/2017/EMValidationReportHelp>

with specific help available everywhere you see the ⓘ symbol.

The types of validation reports are described at

<http://www.wwpdb.org/validation/2017/FAQs#types>.

The following versions of software and data (see [references ⓘ](#)) were used in the production of this report:

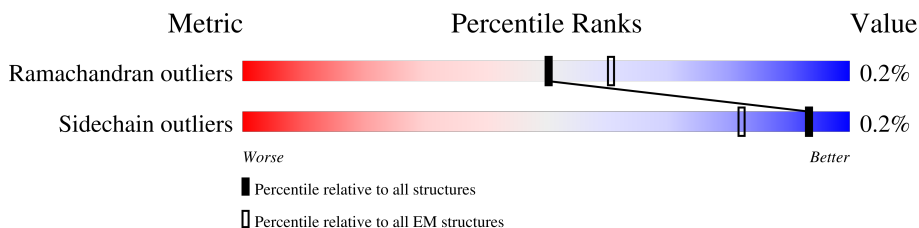
EMDB validation analysis : 0.0.1.dev43
MolProbity : 4.02b-467
Percentile statistics : 20191225.v01 (using entries in the PDB archive December 25th 2019)
MapQ : **FAILED**
Ideal geometry (proteins) : Engh & Huber (2001)
Ideal geometry (DNA, RNA) : Parkinson et al. (1996)
Validation Pipeline (wwPDB-VP) : 2.31.2

1 Overall quality at a glance i

The following experimental techniques were used to determine the structure:
ELECTRON MICROSCOPY

The reported resolution of this entry is 2.82 Å.

Percentile scores (ranging between 0-100) for global validation metrics of the entry are shown in the following graphic. The table shows the number of entries on which the scores are based.



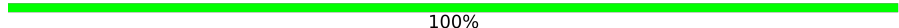
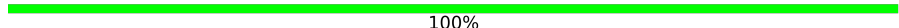

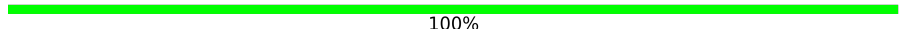
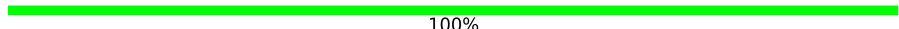
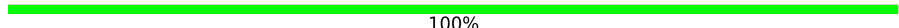
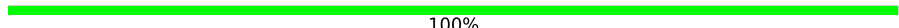
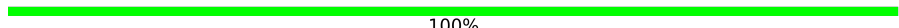
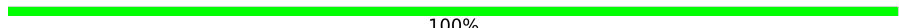
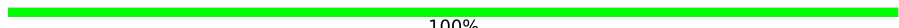
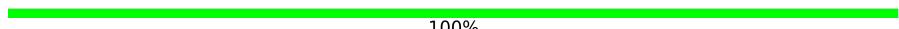
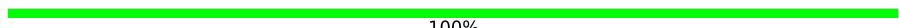
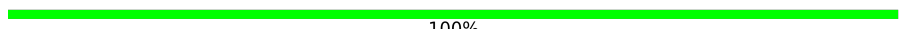
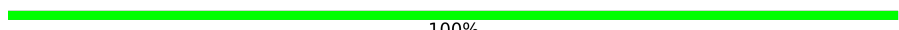
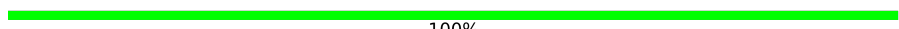
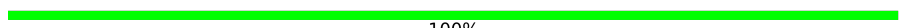
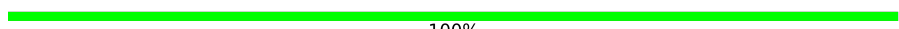
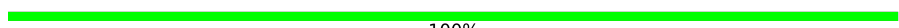

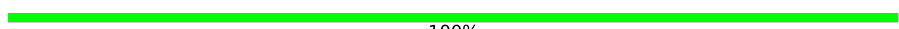
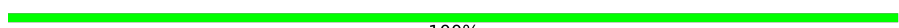

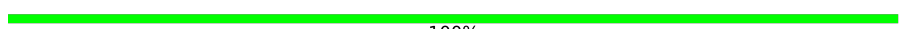


| Metric | Whole archive (#Entries) | EM structures (#Entries) |
|-----------------------|--------------------------|--------------------------|
| Ramachandran outliers | 154571 | 4023 |
| Sidechain outliers | 154315 | 3826 |

The table below summarises the geometric issues observed across the polymeric chains and their fit to the map. The red, orange, yellow and green segments of the bar indicate the fraction of residues that contain outliers for ≥ 3 , 2, 1 and 0 types of geometric quality criteria respectively. A grey segment represents the fraction of residues that are not modelled. The numeric value for each fraction is indicated below the corresponding segment, with a dot representing fractions $\leq 5\%$

| Mol | Chain | Length | Quality of chain |
|-----|-------|--------|------------------|
| 1 | 1 | 518 | 100% |
| 1 | 2 | 518 | 100% |
| 1 | 3 | 518 | 100% |
| 1 | 4 | 518 | 100% |
| 1 | 5 | 518 | 100% |
| 1 | 6 | 518 | 100% |
| 1 | 7 | 518 | 100% |
| 1 | 8 | 518 | 100% |
| 1 | A | 518 | 100% |
| 1 | B | 518 | 100% |
















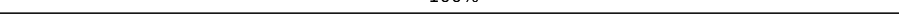
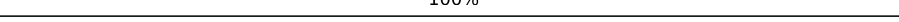

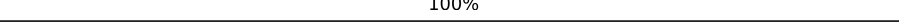
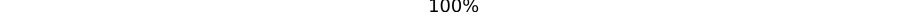
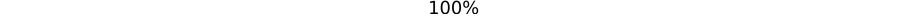
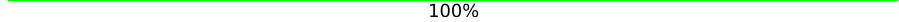
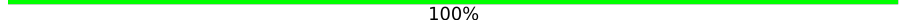


Continued on next page...

Continued from previous page...

| Mol | Chain | Length | Quality of chain |
|-----|-------|--------|---|
| 1 | C | 518 |  100% |
| 1 | D | 518 |  100% |
| 1 | E | 518 |  100% |
| 1 | F | 518 |  100% |
| 1 | G | 518 |  100% |
| 1 | H | 518 |  100% |
| 1 | I | 518 |  100% |
| 1 | J | 518 |  100% |
| 1 | K | 518 |  100% |
| 1 | L | 518 |  100% |
| 1 | M | 518 |  100% |
| 1 | N | 518 |  100% |
| 1 | O | 518 |  100% |
| 1 | P | 518 |  100% |
| 1 | Q | 518 |  100% |
| 1 | R | 518 |  100% |
| 1 | S | 518 |  100% |
| 1 | T | 518 |  100% |
| 1 | U | 518 |  100% |
| 1 | V | 518 |  100% |
| 1 | W | 518 |  100% |
| 1 | X | 518 |  100% |
| 1 | Y | 518 |  100% |
| 1 | Z | 518 |  100% |
| 1 | a | 518 |  100% |

Continued on next page...

Continued from previous page...

| Mol | Chain | Length | Quality of chain |
|-----|-------|--------|---|
| 1 | b | 518 |  100% |
| 1 | c | 518 |  100% |
| 1 | d | 518 |  100% |
| 1 | e | 518 |  100% |
| 1 | f | 518 |  100% |
| 1 | g | 518 |  100% |
| 1 | h | 518 |  100% |
| 1 | i | 518 |  100% |
| 1 | j | 518 |  100% |
| 1 | k | 518 |  100% |
| 1 | l | 518 |  100% |
| 1 | m | 518 |  100% |
| 1 | n | 518 |  100% |
| 1 | o | 518 |  100% |
| 1 | p | 518 |  100% |
| 1 | q | 518 |  100% |
| 1 | r | 518 |  100% |
| 1 | s | 518 |  100% |
| 1 | t | 518 |  100% |
| 1 | u | 518 |  100% |
| 1 | v | 518 |  100% |
| 1 | w | 518 |  100% |
| 1 | x | 518 |  100% |
| 1 | y | 518 |  100% |
| 1 | z | 518 |  100% |

2 Entry composition

There is only 1 type of molecule in this entry. The entry contains 247860 atoms, of which 0 are hydrogens and 0 are deuteriums.

In the tables below, the AltConf column contains the number of residues with at least one atom in alternate conformation and the Trace column contains the number of residues modelled with at most 2 atoms.

- Molecule 1 is a protein called Capsid protein VP1.

| Mol | Chain | Residues | Atoms | | | | | AltConf | Trace |
|-----|-------|----------|-------|------|-----|-----|----|---------|-------|
| | | | Total | C | N | O | S | | |
| 1 | A | 518 | 4131 | 2608 | 718 | 791 | 14 | 0 | 0 |
| 1 | B | 518 | 4131 | 2608 | 718 | 791 | 14 | 0 | 0 |
| 1 | C | 518 | 4131 | 2608 | 718 | 791 | 14 | 0 | 0 |
| 1 | D | 518 | 4131 | 2608 | 718 | 791 | 14 | 0 | 0 |
| 1 | E | 518 | 4131 | 2608 | 718 | 791 | 14 | 0 | 0 |
| 1 | F | 518 | 4131 | 2608 | 718 | 791 | 14 | 0 | 0 |
| 1 | G | 518 | 4131 | 2608 | 718 | 791 | 14 | 0 | 0 |
| 1 | H | 518 | 4131 | 2608 | 718 | 791 | 14 | 0 | 0 |
| 1 | I | 518 | 4131 | 2608 | 718 | 791 | 14 | 0 | 0 |
| 1 | J | 518 | 4131 | 2608 | 718 | 791 | 14 | 0 | 0 |
| 1 | K | 518 | 4131 | 2608 | 718 | 791 | 14 | 0 | 0 |
| 1 | L | 518 | 4131 | 2608 | 718 | 791 | 14 | 0 | 0 |
| 1 | M | 518 | 4131 | 2608 | 718 | 791 | 14 | 0 | 0 |
| 1 | N | 518 | 4131 | 2608 | 718 | 791 | 14 | 0 | 0 |
| 1 | O | 518 | 4131 | 2608 | 718 | 791 | 14 | 0 | 0 |
| 1 | P | 518 | 4131 | 2608 | 718 | 791 | 14 | 0 | 0 |
| 1 | Q | 518 | 4131 | 2608 | 718 | 791 | 14 | 0 | 0 |

Continued on next page...

Continued from previous page...

| Mol | Chain | Residues | Atoms | | | | | AltConf | Trace |
|-----|-------|----------|---------------|-----------|----------|----------|---------|---------|-------|
| 1 | R | 518 | Total 4131 | C 2608 | N 718 | O 791 | S 14 | 0 | 0 |
| 1 | S | 518 | Total 4131 | C 2608 | N 718 | O 791 | S 14 | 0 | 0 |
| 1 | T | 518 | Total 4131 | C 2608 | N 718 | O 791 | S 14 | 0 | 0 |
| 1 | U | 518 | Total 4131 | C 2608 | N 718 | O 791 | S 14 | 0 | 0 |
| 1 | V | 518 | Total 4131 | C 2608 | N 718 | O 791 | S 14 | 0 | 0 |
| 1 | W | 518 | Total 4131 | C 2608 | N 718 | O 791 | S 14 | 0 | 0 |
| 1 | X | 518 | Total 4131 | C 2608 | N 718 | O 791 | S 14 | 0 | 0 |
| 1 | Y | 518 | Total 4131 | C 2608 | N 718 | O 791 | S 14 | 0 | 0 |
| 1 | Z | 518 | Total 4131 | C 2608 | N 718 | O 791 | S 14 | 0 | 0 |
| 1 | 1 | 518 | Total 4131 | C 2608 | N 718 | O 791 | S 14 | 0 | 0 |
| 1 | 2 | 518 | Total 4131 | C 2608 | N 718 | O 791 | S 14 | 0 | 0 |
| 1 | 3 | 518 | Total 4131 | C 2608 | N 718 | O 791 | S 14 | 0 | 0 |
| 1 | 4 | 518 | Total 4131 | C 2608 | N 718 | O 791 | S 14 | 0 | 0 |
| 1 | 5 | 518 | Total 4131 | C 2608 | N 718 | O 791 | S 14 | 0 | 0 |
| 1 | 6 | 518 | Total 4131 | C 2608 | N 718 | O 791 | S 14 | 0 | 0 |
| 1 | a | 518 | Total 4131 | C 2608 | N 718 | O 791 | S 14 | 0 | 0 |
| 1 | b | 518 | Total 4131 | C 2608 | N 718 | O 791 | S 14 | 0 | 0 |
| 1 | c | 518 | Total 4131 | C 2608 | N 718 | O 791 | S 14 | 0 | 0 |
| 1 | d | 518 | Total 4131 | C 2608 | N 718 | O 791 | S 14 | 0 | 0 |
| 1 | e | 518 | Total 4131 | C 2608 | N 718 | O 791 | S 14 | 0 | 0 |
| 1 | f | 518 | Total 4131 | C 2608 | N 718 | O 791 | S 14 | 0 | 0 |

Continued on next page...

Continued from previous page...

| Mol | Chain | Residues | Atoms | | | | | AltConf | Trace |
|-----|-------|----------|---------------|-----------|----------|----------|---------|---------|-------|
| 1 | g | 518 | Total 4131 | C 2608 | N 718 | O 791 | S 14 | 0 | 0 |
| 1 | h | 518 | Total 4131 | C 2608 | N 718 | O 791 | S 14 | 0 | 0 |
| 1 | i | 518 | Total 4131 | C 2608 | N 718 | O 791 | S 14 | 0 | 0 |
| 1 | j | 518 | Total 4131 | C 2608 | N 718 | O 791 | S 14 | 0 | 0 |
| 1 | k | 518 | Total 4131 | C 2608 | N 718 | O 791 | S 14 | 0 | 0 |
| 1 | l | 518 | Total 4131 | C 2608 | N 718 | O 791 | S 14 | 0 | 0 |
| 1 | m | 518 | Total 4131 | C 2608 | N 718 | O 791 | S 14 | 0 | 0 |
| 1 | n | 518 | Total 4131 | C 2608 | N 718 | O 791 | S 14 | 0 | 0 |
| 1 | o | 518 | Total 4131 | C 2608 | N 718 | O 791 | S 14 | 0 | 0 |
| 1 | p | 518 | Total 4131 | C 2608 | N 718 | O 791 | S 14 | 0 | 0 |
| 1 | q | 518 | Total 4131 | C 2608 | N 718 | O 791 | S 14 | 0 | 0 |
| 1 | r | 518 | Total 4131 | C 2608 | N 718 | O 791 | S 14 | 0 | 0 |
| 1 | s | 518 | Total 4131 | C 2608 | N 718 | O 791 | S 14 | 0 | 0 |
| 1 | t | 518 | Total 4131 | C 2608 | N 718 | O 791 | S 14 | 0 | 0 |
| 1 | u | 518 | Total 4131 | C 2608 | N 718 | O 791 | S 14 | 0 | 0 |
| 1 | v | 518 | Total 4131 | C 2608 | N 718 | O 791 | S 14 | 0 | 0 |
| 1 | w | 518 | Total 4131 | C 2608 | N 718 | O 791 | S 14 | 0 | 0 |
| 1 | x | 518 | Total 4131 | C 2608 | N 718 | O 791 | S 14 | 0 | 0 |
| 1 | y | 518 | Total 4131 | C 2608 | N 718 | O 791 | S 14 | 0 | 0 |
| 1 | z | 518 | Total 4131 | C 2608 | N 718 | O 791 | S 14 | 0 | 0 |
| 1 | 7 | 518 | Total 4131 | C 2608 | N 718 | O 791 | S 14 | 0 | 0 |

Continued on next page...

Continued from previous page...

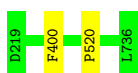
| Mol | Chain | Residues | Atoms | | | | | AltConf | Trace |
|-----|-------|----------|-------|------|-----|-----|----|---------|-------|
| | | | Total | C | N | O | S | | |
| 1 | 8 | 518 | 4131 | 2608 | 718 | 791 | 14 | 0 | 0 |

3 Residue-property plots

These plots are drawn for all protein, RNA, DNA and oligosaccharide chains in the entry. The first graphic for a chain summarises the proportions of the various outlier classes displayed in the second graphic. The second graphic shows the sequence view annotated by issues in geometry. Residues are color-coded according to the number of geometric quality criteria for which they contain at least one outlier: green = 0, yellow = 1, orange = 2 and red = 3 or more. Stretches of 2 or more consecutive residues without any outlier are shown as a green connector. Residues present in the sample, but not in the model, are shown in grey.

- Molecule 1: Capsid protein VP1

Chain A:  100%



- Molecule 1: Capsid protein VP1

Chain B:  100%



- Molecule 1: Capsid protein VP1

Chain C:  100%



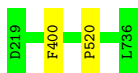
- Molecule 1: Capsid protein VP1

Chain D:  100%



- Molecule 1: Capsid protein VP1

Chain E:  100%



- Molecule 1: Capsid protein VP1

Chain F:  100%



- Molecule 1: Capsid protein VP1

Chain G:  100%



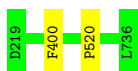
- Molecule 1: Capsid protein VP1

Chain H:  100%



- Molecule 1: Capsid protein VP1

Chain I:  100%



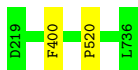
- Molecule 1: Capsid protein VP1

Chain J:  100%




- Molecule 1: Capsid protein VP1

Chain K:  100%



- Molecule 1: Capsid protein VP1

Chain L:  100%



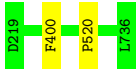
- Molecule 1: Capsid protein VP1

Chain M:  100%



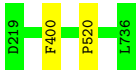
- Molecule 1: Capsid protein VP1

Chain N:  100%



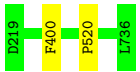
- Molecule 1: Capsid protein VP1

Chain O:  100%



- Molecule 1: Capsid protein VP1

Chain P:  100%



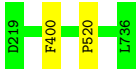
- Molecule 1: Capsid protein VP1

Chain Q:  100%



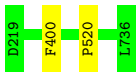
- Molecule 1: Capsid protein VP1

Chain R:  100%



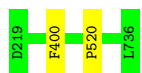
- Molecule 1: Capsid protein VP1

Chain S:  100%



- Molecule 1: Capsid protein VP1

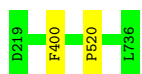
Chain T:  100%



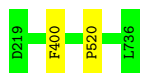
• Molecule 1: Capsid protein VP1



• Molecule 1: Capsid protein VP1



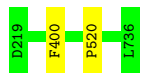
• Molecule 1: Capsid protein VP1



• Molecule 1: Capsid protein VP1



• Molecule 1: Capsid protein VP1



• Molecule 1: Capsid protein VP1



• Molecule 1: Capsid protein VP1





- Molecule 1: Capsid protein VP1

Chain 2:  100%



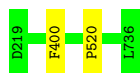
- Molecule 1: Capsid protein VP1

Chain 3:  100%



- Molecule 1: Capsid protein VP1

Chain 4:  100%




- Molecule 1: Capsid protein VP1

Chain 5:  100%




- Molecule 1: Capsid protein VP1

Chain 6:  100%



- Molecule 1: Capsid protein VP1

Chain a:  100%



- Molecule 1: Capsid protein VP1

Chain b:  100%



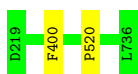
- Molecule 1: Capsid protein VP1

Chain c:  100%



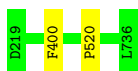
- Molecule 1: Capsid protein VP1

Chain d:  100%



- Molecule 1: Capsid protein VP1

Chain e:  100%



- Molecule 1: Capsid protein VP1

Chain f:  100%



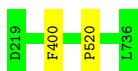
- Molecule 1: Capsid protein VP1

Chain g:  100%



- Molecule 1: Capsid protein VP1

Chain h:  100%



- Molecule 1: Capsid protein VP1


Chain i:  100%




• Molecule 1: Capsid protein VP1



• Molecule 1: Capsid protein VP1



• Molecule 1: Capsid protein VP1



• Molecule 1: Capsid protein VP1



• Molecule 1: Capsid protein VP1



• Molecule 1: Capsid protein VP1



• Molecule 1: Capsid protein VP1





- Molecule 1: Capsid protein VP1

Chain q:  100%



- Molecule 1: Capsid protein VP1

Chain r:  100%



- Molecule 1: Capsid protein VP1

Chain s:  100%



- Molecule 1: Capsid protein VP1

Chain t:  100%



- Molecule 1: Capsid protein VP1

Chain u:  100%



- Molecule 1: Capsid protein VP1

Chain v:  100%



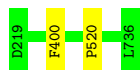
- Molecule 1: Capsid protein VP1

Chain w:  100%



- Molecule 1: Capsid protein VP1

Chain x:  100%



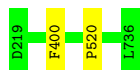
- Molecule 1: Capsid protein VP1

Chain y:  100%



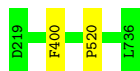
- Molecule 1: Capsid protein VP1

Chain z:  100%



- Molecule 1: Capsid protein VP1

Chain 7:  100%



- Molecule 1: Capsid protein VP1

Chain 8:  100%



4 Experimental information

| Property | Value | Source |
|--------------------------------------|---------------------------|-----------|
| EM reconstruction method | SINGLE PARTICLE | Depositor |
| Imposed symmetry | POINT, I | Depositor |
| Number of particles used | 150469 | Depositor |
| Resolution determination method | FSC 0.143 CUT-OFF | Depositor |
| CTF correction method | PHASE FLIPPING ONLY | Depositor |
| Microscope | FEI TITAN KRIOS | Depositor |
| Voltage (kV) | 300 | Depositor |
| Electron dose ($e^-/\text{\AA}^2$) | 60 | Depositor |
| Minimum defocus (nm) | Not provided | |
| Maximum defocus (nm) | Not provided | |
| Magnification | Not provided | |
| Image detector | GATAN K2 SUMMIT (4k x 4k) | Depositor |

5 Model quality [i](#)

5.1 Standard geometry [i](#)

The Z score for a bond length (or angle) is the number of standard deviations the observed value is removed from the expected value. A bond length (or angle) with $|Z| > 5$ is considered an outlier worth inspection. RMSZ is the root-mean-square of all Z scores of the bond lengths (or angles).

| Mol | Chain | Bond lengths | | Bond angles | |
|-----|-------|--------------|---------|-------------|---------|
| | | RMSZ | # Z >5 | RMSZ | # Z >5 |
| 1 | 1 | 0.53 | 0/4256 | 0.54 | 0/5800 |
| 1 | 2 | 0.53 | 0/4256 | 0.54 | 0/5800 |
| 1 | 3 | 0.53 | 0/4256 | 0.54 | 0/5800 |
| 1 | 4 | 0.53 | 0/4256 | 0.54 | 0/5800 |
| 1 | 5 | 0.53 | 0/4256 | 0.54 | 0/5800 |
| 1 | 6 | 0.53 | 0/4256 | 0.54 | 0/5800 |
| 1 | 7 | 0.53 | 0/4256 | 0.54 | 0/5800 |
| 1 | 8 | 0.53 | 0/4256 | 0.54 | 0/5800 |
| 1 | A | 0.53 | 0/4256 | 0.54 | 0/5800 |
| 1 | B | 0.53 | 0/4256 | 0.54 | 0/5800 |
| 1 | C | 0.53 | 0/4256 | 0.54 | 0/5800 |
| 1 | D | 0.53 | 0/4256 | 0.54 | 0/5800 |
| 1 | E | 0.53 | 0/4256 | 0.54 | 0/5800 |
| 1 | F | 0.53 | 0/4256 | 0.54 | 0/5800 |
| 1 | G | 0.53 | 0/4256 | 0.54 | 0/5800 |
| 1 | H | 0.53 | 0/4256 | 0.54 | 0/5800 |
| 1 | I | 0.53 | 0/4256 | 0.54 | 0/5800 |
| 1 | J | 0.53 | 0/4256 | 0.54 | 0/5800 |
| 1 | K | 0.53 | 0/4256 | 0.54 | 0/5800 |
| 1 | L | 0.53 | 0/4256 | 0.54 | 0/5800 |
| 1 | M | 0.53 | 0/4256 | 0.54 | 0/5800 |
| 1 | N | 0.53 | 0/4256 | 0.54 | 0/5800 |
| 1 | O | 0.53 | 0/4256 | 0.54 | 0/5800 |
| 1 | P | 0.53 | 0/4256 | 0.54 | 0/5800 |
| 1 | Q | 0.53 | 0/4256 | 0.54 | 0/5800 |
| 1 | R | 0.53 | 0/4256 | 0.54 | 0/5800 |
| 1 | S | 0.53 | 0/4256 | 0.54 | 0/5800 |
| 1 | T | 0.53 | 0/4256 | 0.54 | 0/5800 |
| 1 | U | 0.53 | 0/4256 | 0.54 | 0/5800 |
| 1 | V | 0.53 | 0/4256 | 0.54 | 0/5800 |
| 1 | W | 0.53 | 0/4256 | 0.54 | 0/5800 |
| 1 | X | 0.53 | 0/4256 | 0.54 | 0/5800 |
| 1 | Y | 0.53 | 0/4256 | 0.54 | 0/5800 |
| 1 | Z | 0.53 | 0/4256 | 0.54 | 0/5800 |

| Mol | Chain | Bond lengths | | Bond angles | |
|-----|-------|--------------|----------|-------------|----------|
| | | RMSZ | # Z >5 | RMSZ | # Z >5 |
| 1 | a | 0.53 | 0/4256 | 0.54 | 0/5800 |
| 1 | b | 0.53 | 0/4256 | 0.54 | 0/5800 |
| 1 | c | 0.53 | 0/4256 | 0.54 | 0/5800 |
| 1 | d | 0.53 | 0/4256 | 0.54 | 0/5800 |
| 1 | e | 0.53 | 0/4256 | 0.54 | 0/5800 |
| 1 | f | 0.53 | 0/4256 | 0.54 | 0/5800 |
| 1 | g | 0.53 | 0/4256 | 0.54 | 0/5800 |
| 1 | h | 0.53 | 0/4256 | 0.54 | 0/5800 |
| 1 | i | 0.53 | 0/4256 | 0.54 | 0/5800 |
| 1 | j | 0.53 | 0/4256 | 0.54 | 0/5800 |
| 1 | k | 0.53 | 0/4256 | 0.54 | 0/5800 |
| 1 | l | 0.53 | 0/4256 | 0.54 | 0/5800 |
| 1 | m | 0.53 | 0/4256 | 0.54 | 0/5800 |
| 1 | n | 0.53 | 0/4256 | 0.54 | 0/5800 |
| 1 | o | 0.53 | 0/4256 | 0.54 | 0/5800 |
| 1 | p | 0.53 | 0/4256 | 0.54 | 0/5800 |
| 1 | q | 0.53 | 0/4256 | 0.54 | 0/5800 |
| 1 | r | 0.53 | 0/4256 | 0.54 | 0/5800 |
| 1 | s | 0.53 | 0/4256 | 0.54 | 0/5800 |
| 1 | t | 0.53 | 0/4256 | 0.54 | 0/5800 |
| 1 | u | 0.53 | 0/4256 | 0.54 | 0/5800 |
| 1 | v | 0.53 | 0/4256 | 0.54 | 0/5800 |
| 1 | w | 0.53 | 0/4256 | 0.54 | 0/5800 |
| 1 | x | 0.53 | 0/4256 | 0.54 | 0/5800 |
| 1 | y | 0.53 | 0/4256 | 0.54 | 0/5800 |
| 1 | z | 0.53 | 0/4256 | 0.54 | 0/5800 |
| All | All | 0.53 | 0/255360 | 0.54 | 0/348000 |

There are no bond length outliers.

There are no bond angle outliers.

There are no chirality outliers.

There are no planarity outliers.

5.2 Too-close contacts [i](#)

Due to software issues we are unable to calculate clashes - this section is therefore empty.

5.3 Torsion angles [i](#)

5.3.1 Protein backbone [i](#)

In the following table, the Percentiles column shows the percent Ramachandran outliers of the chain as a percentile score with respect to all PDB entries followed by that with respect to all EM entries.

The Analysed column shows the number of residues for which the backbone conformation was analysed, and the total number of residues.

| Mol | Chain | Analysed | Favoured | Allowed | Outliers | Percentiles | |
|-----|-------|----------------|-----------|---------|----------|-------------|----|
| 1 | 1 | 516/518 (100%) | 503 (98%) | 12 (2%) | 1 (0%) | 47 | 76 |
| 1 | 2 | 516/518 (100%) | 503 (98%) | 12 (2%) | 1 (0%) | 47 | 76 |
| 1 | 3 | 516/518 (100%) | 503 (98%) | 12 (2%) | 1 (0%) | 47 | 76 |
| 1 | 4 | 516/518 (100%) | 503 (98%) | 12 (2%) | 1 (0%) | 47 | 76 |
| 1 | 5 | 516/518 (100%) | 503 (98%) | 12 (2%) | 1 (0%) | 47 | 76 |
| 1 | 6 | 516/518 (100%) | 503 (98%) | 12 (2%) | 1 (0%) | 47 | 76 |
| 1 | 7 | 516/518 (100%) | 503 (98%) | 12 (2%) | 1 (0%) | 47 | 76 |
| 1 | 8 | 516/518 (100%) | 503 (98%) | 12 (2%) | 1 (0%) | 47 | 76 |
| 1 | A | 516/518 (100%) | 503 (98%) | 12 (2%) | 1 (0%) | 47 | 76 |
| 1 | B | 516/518 (100%) | 503 (98%) | 12 (2%) | 1 (0%) | 47 | 76 |
| 1 | C | 516/518 (100%) | 503 (98%) | 12 (2%) | 1 (0%) | 47 | 76 |
| 1 | D | 516/518 (100%) | 503 (98%) | 12 (2%) | 1 (0%) | 47 | 76 |
| 1 | E | 516/518 (100%) | 504 (98%) | 11 (2%) | 1 (0%) | 47 | 76 |
| 1 | F | 516/518 (100%) | 503 (98%) | 12 (2%) | 1 (0%) | 47 | 76 |
| 1 | G | 516/518 (100%) | 503 (98%) | 12 (2%) | 1 (0%) | 47 | 76 |
| 1 | H | 516/518 (100%) | 503 (98%) | 12 (2%) | 1 (0%) | 47 | 76 |
| 1 | I | 516/518 (100%) | 503 (98%) | 12 (2%) | 1 (0%) | 47 | 76 |
| 1 | J | 516/518 (100%) | 503 (98%) | 12 (2%) | 1 (0%) | 47 | 76 |
| 1 | K | 516/518 (100%) | 503 (98%) | 12 (2%) | 1 (0%) | 47 | 76 |
| 1 | L | 516/518 (100%) | 503 (98%) | 12 (2%) | 1 (0%) | 47 | 76 |
| 1 | M | 516/518 (100%) | 503 (98%) | 12 (2%) | 1 (0%) | 47 | 76 |
| 1 | N | 516/518 (100%) | 503 (98%) | 12 (2%) | 1 (0%) | 47 | 76 |
| 1 | O | 516/518 (100%) | 503 (98%) | 12 (2%) | 1 (0%) | 47 | 76 |
| 1 | P | 516/518 (100%) | 503 (98%) | 12 (2%) | 1 (0%) | 47 | 76 |
| 1 | Q | 516/518 (100%) | 503 (98%) | 12 (2%) | 1 (0%) | 47 | 76 |

Continued on next page...

Continued from previous page...

| Mol | Chain | Analysed | Favoured | Allowed | Outliers | Percentiles | |
|-----|-------|----------------|-----------|---------|----------|-------------|----|
| 1 | R | 516/518 (100%) | 503 (98%) | 12 (2%) | 1 (0%) | 47 | 76 |
| 1 | S | 516/518 (100%) | 503 (98%) | 12 (2%) | 1 (0%) | 47 | 76 |
| 1 | T | 516/518 (100%) | 503 (98%) | 12 (2%) | 1 (0%) | 47 | 76 |
| 1 | U | 516/518 (100%) | 503 (98%) | 12 (2%) | 1 (0%) | 47 | 76 |
| 1 | V | 516/518 (100%) | 503 (98%) | 12 (2%) | 1 (0%) | 47 | 76 |
| 1 | W | 516/518 (100%) | 503 (98%) | 12 (2%) | 1 (0%) | 47 | 76 |
| 1 | X | 516/518 (100%) | 503 (98%) | 12 (2%) | 1 (0%) | 47 | 76 |
| 1 | Y | 516/518 (100%) | 503 (98%) | 12 (2%) | 1 (0%) | 47 | 76 |
| 1 | Z | 516/518 (100%) | 503 (98%) | 12 (2%) | 1 (0%) | 47 | 76 |
| 1 | a | 516/518 (100%) | 503 (98%) | 12 (2%) | 1 (0%) | 47 | 76 |
| 1 | b | 516/518 (100%) | 503 (98%) | 12 (2%) | 1 (0%) | 47 | 76 |
| 1 | c | 516/518 (100%) | 503 (98%) | 12 (2%) | 1 (0%) | 47 | 76 |
| 1 | d | 516/518 (100%) | 503 (98%) | 12 (2%) | 1 (0%) | 47 | 76 |
| 1 | e | 516/518 (100%) | 503 (98%) | 12 (2%) | 1 (0%) | 47 | 76 |
| 1 | f | 516/518 (100%) | 504 (98%) | 11 (2%) | 1 (0%) | 47 | 76 |
| 1 | g | 516/518 (100%) | 503 (98%) | 12 (2%) | 1 (0%) | 47 | 76 |
| 1 | h | 516/518 (100%) | 503 (98%) | 12 (2%) | 1 (0%) | 47 | 76 |
| 1 | i | 516/518 (100%) | 503 (98%) | 12 (2%) | 1 (0%) | 47 | 76 |
| 1 | j | 516/518 (100%) | 503 (98%) | 12 (2%) | 1 (0%) | 47 | 76 |
| 1 | k | 516/518 (100%) | 503 (98%) | 12 (2%) | 1 (0%) | 47 | 76 |
| 1 | l | 516/518 (100%) | 503 (98%) | 12 (2%) | 1 (0%) | 47 | 76 |
| 1 | m | 516/518 (100%) | 503 (98%) | 12 (2%) | 1 (0%) | 47 | 76 |
| 1 | n | 516/518 (100%) | 503 (98%) | 12 (2%) | 1 (0%) | 47 | 76 |
| 1 | o | 516/518 (100%) | 504 (98%) | 11 (2%) | 1 (0%) | 47 | 76 |
| 1 | p | 516/518 (100%) | 503 (98%) | 12 (2%) | 1 (0%) | 47 | 76 |
| 1 | q | 516/518 (100%) | 503 (98%) | 12 (2%) | 1 (0%) | 47 | 76 |
| 1 | r | 516/518 (100%) | 503 (98%) | 12 (2%) | 1 (0%) | 47 | 76 |
| 1 | s | 516/518 (100%) | 504 (98%) | 11 (2%) | 1 (0%) | 47 | 76 |
| 1 | t | 516/518 (100%) | 503 (98%) | 12 (2%) | 1 (0%) | 47 | 76 |
| 1 | u | 516/518 (100%) | 503 (98%) | 12 (2%) | 1 (0%) | 47 | 76 |
| 1 | v | 516/518 (100%) | 503 (98%) | 12 (2%) | 1 (0%) | 47 | 76 |

Continued on next page...

Continued from previous page...

| Mol | Chain | Analysed | Favoured | Allowed | Outliers | Percentiles | |
|-----|-------|--------------------|-------------|----------|----------|-------------|----|
| 1 | w | 516/518 (100%) | 503 (98%) | 12 (2%) | 1 (0%) | 47 | 76 |
| 1 | x | 516/518 (100%) | 503 (98%) | 12 (2%) | 1 (0%) | 47 | 76 |
| 1 | y | 516/518 (100%) | 503 (98%) | 12 (2%) | 1 (0%) | 47 | 76 |
| 1 | z | 516/518 (100%) | 503 (98%) | 12 (2%) | 1 (0%) | 47 | 76 |
| All | All | 30960/31080 (100%) | 30184 (98%) | 716 (2%) | 60 (0%) | 50 | 76 |

All (60) Ramachandran outliers are listed below:

| Mol | Chain | Res | Type |
|-----|-------|-----|------|
| 1 | A | 520 | PRO |
| 1 | B | 520 | PRO |
| 1 | C | 520 | PRO |
| 1 | D | 520 | PRO |
| 1 | E | 520 | PRO |
| 1 | F | 520 | PRO |
| 1 | G | 520 | PRO |
| 1 | H | 520 | PRO |
| 1 | I | 520 | PRO |
| 1 | J | 520 | PRO |
| 1 | K | 520 | PRO |
| 1 | L | 520 | PRO |
| 1 | M | 520 | PRO |
| 1 | N | 520 | PRO |
| 1 | O | 520 | PRO |
| 1 | P | 520 | PRO |
| 1 | Q | 520 | PRO |
| 1 | R | 520 | PRO |
| 1 | S | 520 | PRO |
| 1 | T | 520 | PRO |
| 1 | U | 520 | PRO |
| 1 | V | 520 | PRO |
| 1 | W | 520 | PRO |
| 1 | X | 520 | PRO |
| 1 | Y | 520 | PRO |
| 1 | Z | 520 | PRO |
| 1 | 1 | 520 | PRO |
| 1 | 2 | 520 | PRO |
| 1 | 3 | 520 | PRO |
| 1 | 4 | 520 | PRO |
| 1 | 5 | 520 | PRO |
| 1 | 6 | 520 | PRO |

Continued on next page...

Continued from previous page...

| Mol | Chain | Res | Type |
|-----|-------|-----|------|
| 1 | a | 520 | PRO |
| 1 | b | 520 | PRO |
| 1 | c | 520 | PRO |
| 1 | d | 520 | PRO |
| 1 | e | 520 | PRO |
| 1 | f | 520 | PRO |
| 1 | g | 520 | PRO |
| 1 | h | 520 | PRO |
| 1 | i | 520 | PRO |
| 1 | j | 520 | PRO |
| 1 | k | 520 | PRO |
| 1 | l | 520 | PRO |
| 1 | m | 520 | PRO |
| 1 | n | 520 | PRO |
| 1 | o | 520 | PRO |
| 1 | p | 520 | PRO |
| 1 | q | 520 | PRO |
| 1 | r | 520 | PRO |
| 1 | s | 520 | PRO |
| 1 | t | 520 | PRO |
| 1 | u | 520 | PRO |
| 1 | v | 520 | PRO |
| 1 | w | 520 | PRO |
| 1 | x | 520 | PRO |
| 1 | y | 520 | PRO |
| 1 | z | 520 | PRO |
| 1 | 7 | 520 | PRO |
| 1 | 8 | 520 | PRO |

5.3.2 Protein sidechains [i](#)

In the following table, the Percentiles column shows the percent sidechain outliers of the chain as a percentile score with respect to all PDB entries followed by that with respect to all EM entries.

The Analysed column shows the number of residues for which the sidechain conformation was analysed, and the total number of residues.

| Mol | Chain | Analysed | Rotameric | Outliers | Percentiles |
|-----|-------|----------------|------------|----------|-------------|
| 1 | 1 | 453/453 (100%) | 452 (100%) | 1 (0%) | 93 98 |
| 1 | 2 | 453/453 (100%) | 452 (100%) | 1 (0%) | 93 98 |
| 1 | 3 | 453/453 (100%) | 452 (100%) | 1 (0%) | 93 98 |

Continued on next page...

Continued from previous page...

| Mol | Chain | Analysed | Rotameric | Outliers | Percentiles | |
|-----|-------|----------------|------------|----------|-------------|----|
| 1 | 4 | 453/453 (100%) | 452 (100%) | 1 (0%) | 93 | 98 |
| 1 | 5 | 453/453 (100%) | 452 (100%) | 1 (0%) | 93 | 98 |
| 1 | 6 | 453/453 (100%) | 452 (100%) | 1 (0%) | 93 | 98 |
| 1 | 7 | 453/453 (100%) | 452 (100%) | 1 (0%) | 93 | 98 |
| 1 | 8 | 453/453 (100%) | 452 (100%) | 1 (0%) | 93 | 98 |
| 1 | A | 453/453 (100%) | 452 (100%) | 1 (0%) | 93 | 98 |
| 1 | B | 453/453 (100%) | 452 (100%) | 1 (0%) | 93 | 98 |
| 1 | C | 453/453 (100%) | 452 (100%) | 1 (0%) | 93 | 98 |
| 1 | D | 453/453 (100%) | 452 (100%) | 1 (0%) | 93 | 98 |
| 1 | E | 453/453 (100%) | 452 (100%) | 1 (0%) | 93 | 98 |
| 1 | F | 453/453 (100%) | 452 (100%) | 1 (0%) | 93 | 98 |
| 1 | G | 453/453 (100%) | 452 (100%) | 1 (0%) | 93 | 98 |
| 1 | H | 453/453 (100%) | 452 (100%) | 1 (0%) | 93 | 98 |
| 1 | I | 453/453 (100%) | 452 (100%) | 1 (0%) | 93 | 98 |
| 1 | J | 453/453 (100%) | 452 (100%) | 1 (0%) | 93 | 98 |
| 1 | K | 453/453 (100%) | 452 (100%) | 1 (0%) | 93 | 98 |
| 1 | L | 453/453 (100%) | 452 (100%) | 1 (0%) | 93 | 98 |
| 1 | M | 453/453 (100%) | 452 (100%) | 1 (0%) | 93 | 98 |
| 1 | N | 453/453 (100%) | 452 (100%) | 1 (0%) | 93 | 98 |
| 1 | O | 453/453 (100%) | 452 (100%) | 1 (0%) | 93 | 98 |
| 1 | P | 453/453 (100%) | 452 (100%) | 1 (0%) | 93 | 98 |
| 1 | Q | 453/453 (100%) | 452 (100%) | 1 (0%) | 93 | 98 |
| 1 | R | 453/453 (100%) | 452 (100%) | 1 (0%) | 93 | 98 |
| 1 | S | 453/453 (100%) | 452 (100%) | 1 (0%) | 93 | 98 |
| 1 | T | 453/453 (100%) | 452 (100%) | 1 (0%) | 93 | 98 |
| 1 | U | 453/453 (100%) | 452 (100%) | 1 (0%) | 93 | 98 |
| 1 | V | 453/453 (100%) | 452 (100%) | 1 (0%) | 93 | 98 |
| 1 | W | 453/453 (100%) | 452 (100%) | 1 (0%) | 93 | 98 |
| 1 | X | 453/453 (100%) | 452 (100%) | 1 (0%) | 93 | 98 |
| 1 | Y | 453/453 (100%) | 452 (100%) | 1 (0%) | 93 | 98 |
| 1 | Z | 453/453 (100%) | 452 (100%) | 1 (0%) | 93 | 98 |

Continued on next page...

Continued from previous page...

| Mol | Chain | Analysed | Rotameric | Outliers | Percentiles | |
|-----|-------|--------------------|--------------|----------|-------------|----|
| 1 | a | 453/453 (100%) | 452 (100%) | 1 (0%) | 93 | 98 |
| 1 | b | 453/453 (100%) | 452 (100%) | 1 (0%) | 93 | 98 |
| 1 | c | 453/453 (100%) | 452 (100%) | 1 (0%) | 93 | 98 |
| 1 | d | 453/453 (100%) | 452 (100%) | 1 (0%) | 93 | 98 |
| 1 | e | 453/453 (100%) | 452 (100%) | 1 (0%) | 93 | 98 |
| 1 | f | 453/453 (100%) | 452 (100%) | 1 (0%) | 93 | 98 |
| 1 | g | 453/453 (100%) | 452 (100%) | 1 (0%) | 93 | 98 |
| 1 | h | 453/453 (100%) | 452 (100%) | 1 (0%) | 93 | 98 |
| 1 | i | 453/453 (100%) | 452 (100%) | 1 (0%) | 93 | 98 |
| 1 | j | 453/453 (100%) | 452 (100%) | 1 (0%) | 93 | 98 |
| 1 | k | 453/453 (100%) | 452 (100%) | 1 (0%) | 93 | 98 |
| 1 | l | 453/453 (100%) | 452 (100%) | 1 (0%) | 93 | 98 |
| 1 | m | 453/453 (100%) | 452 (100%) | 1 (0%) | 93 | 98 |
| 1 | n | 453/453 (100%) | 452 (100%) | 1 (0%) | 93 | 98 |
| 1 | o | 453/453 (100%) | 452 (100%) | 1 (0%) | 93 | 98 |
| 1 | p | 453/453 (100%) | 452 (100%) | 1 (0%) | 93 | 98 |
| 1 | q | 453/453 (100%) | 452 (100%) | 1 (0%) | 93 | 98 |
| 1 | r | 453/453 (100%) | 452 (100%) | 1 (0%) | 93 | 98 |
| 1 | s | 453/453 (100%) | 452 (100%) | 1 (0%) | 93 | 98 |
| 1 | t | 453/453 (100%) | 452 (100%) | 1 (0%) | 93 | 98 |
| 1 | u | 453/453 (100%) | 452 (100%) | 1 (0%) | 93 | 98 |
| 1 | v | 453/453 (100%) | 452 (100%) | 1 (0%) | 93 | 98 |
| 1 | w | 453/453 (100%) | 452 (100%) | 1 (0%) | 93 | 98 |
| 1 | x | 453/453 (100%) | 452 (100%) | 1 (0%) | 93 | 98 |
| 1 | y | 453/453 (100%) | 452 (100%) | 1 (0%) | 93 | 98 |
| 1 | z | 453/453 (100%) | 452 (100%) | 1 (0%) | 93 | 98 |
| All | All | 27180/27180 (100%) | 27120 (100%) | 60 (0%) | 93 | 98 |

All (60) residues with a non-rotameric sidechain are listed below:

| Mol | Chain | Res | Type |
|-----|-------|-----|------|
| 1 | A | 400 | PHE |
| 1 | B | 400 | PHE |

Continued on next page...

Continued from previous page...

| Mol | Chain | Res | Type |
|------------|--------------|------------|-------------|
| 1 | C | 400 | PHE |
| 1 | D | 400 | PHE |
| 1 | E | 400 | PHE |
| 1 | F | 400 | PHE |
| 1 | G | 400 | PHE |
| 1 | H | 400 | PHE |
| 1 | I | 400 | PHE |
| 1 | J | 400 | PHE |
| 1 | K | 400 | PHE |
| 1 | L | 400 | PHE |
| 1 | M | 400 | PHE |
| 1 | N | 400 | PHE |
| 1 | O | 400 | PHE |
| 1 | P | 400 | PHE |
| 1 | Q | 400 | PHE |
| 1 | R | 400 | PHE |
| 1 | S | 400 | PHE |
| 1 | T | 400 | PHE |
| 1 | U | 400 | PHE |
| 1 | V | 400 | PHE |
| 1 | W | 400 | PHE |
| 1 | X | 400 | PHE |
| 1 | Y | 400 | PHE |
| 1 | Z | 400 | PHE |
| 1 | 1 | 400 | PHE |
| 1 | 2 | 400 | PHE |
| 1 | 3 | 400 | PHE |
| 1 | 4 | 400 | PHE |
| 1 | 5 | 400 | PHE |
| 1 | 6 | 400 | PHE |
| 1 | a | 400 | PHE |
| 1 | b | 400 | PHE |
| 1 | c | 400 | PHE |
| 1 | d | 400 | PHE |
| 1 | e | 400 | PHE |
| 1 | f | 400 | PHE |
| 1 | g | 400 | PHE |
| 1 | h | 400 | PHE |
| 1 | i | 400 | PHE |
| 1 | j | 400 | PHE |
| 1 | k | 400 | PHE |
| 1 | l | 400 | PHE |

Continued on next page...

Continued from previous page...

| Mol | Chain | Res | Type |
|-----|-------|-----|------|
| 1 | m | 400 | PHE |
| 1 | n | 400 | PHE |
| 1 | o | 400 | PHE |
| 1 | p | 400 | PHE |
| 1 | q | 400 | PHE |
| 1 | r | 400 | PHE |
| 1 | s | 400 | PHE |
| 1 | t | 400 | PHE |
| 1 | u | 400 | PHE |
| 1 | v | 400 | PHE |
| 1 | w | 400 | PHE |
| 1 | x | 400 | PHE |
| 1 | y | 400 | PHE |
| 1 | z | 400 | PHE |
| 1 | 7 | 400 | PHE |
| 1 | 8 | 400 | PHE |

Sometimes sidechains can be flipped to improve hydrogen bonding and reduce clashes. All (891) such sidechains are listed below:

| Mol | Chain | Res | Type |
|-----|-------|-----|------|
| 1 | A | 255 | HIS |
| 1 | A | 290 | HIS |
| 1 | A | 292 | HIS |
| 1 | A | 343 | GLN |
| 1 | A | 442 | GLN |
| 1 | A | 527 | HIS |
| 1 | A | 579 | GLN |
| 1 | A | 585 | GLN |
| 1 | A | 624 | HIS |
| 1 | A | 646 | GLN |
| 1 | A | 673 | GLN |
| 1 | A | 691 | ASN |
| 1 | A | 700 | GLN |
| 1 | A | 735 | ASN |
| 1 | B | 253 | ASN |
| 1 | B | 255 | HIS |
| 1 | B | 290 | HIS |
| 1 | B | 292 | HIS |
| 1 | B | 343 | GLN |
| 1 | B | 442 | GLN |
| 1 | B | 527 | HIS |
| 1 | B | 579 | GLN |

Continued on next page...

Continued from previous page...

| Mol | Chain | Res | Type |
|------------|--------------|------------|-------------|
| 1 | B | 585 | GLN |
| 1 | B | 624 | HIS |
| 1 | B | 646 | GLN |
| 1 | B | 673 | GLN |
| 1 | B | 691 | ASN |
| 1 | B | 700 | GLN |
| 1 | B | 735 | ASN |
| 1 | C | 255 | HIS |
| 1 | C | 290 | HIS |
| 1 | C | 292 | HIS |
| 1 | C | 343 | GLN |
| 1 | C | 442 | GLN |
| 1 | C | 527 | HIS |
| 1 | C | 579 | GLN |
| 1 | C | 585 | GLN |
| 1 | C | 624 | HIS |
| 1 | C | 646 | GLN |
| 1 | C | 651 | ASN |
| 1 | C | 673 | GLN |
| 1 | C | 691 | ASN |
| 1 | C | 700 | GLN |
| 1 | C | 735 | ASN |
| 1 | D | 253 | ASN |
| 1 | D | 255 | HIS |
| 1 | D | 290 | HIS |
| 1 | D | 292 | HIS |
| 1 | D | 343 | GLN |
| 1 | D | 442 | GLN |
| 1 | D | 527 | HIS |
| 1 | D | 579 | GLN |
| 1 | D | 585 | GLN |
| 1 | D | 624 | HIS |
| 1 | D | 646 | GLN |
| 1 | D | 651 | ASN |
| 1 | D | 673 | GLN |
| 1 | D | 691 | ASN |
| 1 | D | 700 | GLN |
| 1 | D | 735 | ASN |
| 1 | E | 255 | HIS |
| 1 | E | 290 | HIS |
| 1 | E | 292 | HIS |
| 1 | E | 343 | GLN |

Continued on next page...

Continued from previous page...

| Mol | Chain | Res | Type |
|------------|--------------|------------|-------------|
| 1 | E | 442 | GLN |
| 1 | E | 527 | HIS |
| 1 | E | 579 | GLN |
| 1 | E | 585 | GLN |
| 1 | E | 624 | HIS |
| 1 | E | 646 | GLN |
| 1 | E | 651 | ASN |
| 1 | E | 673 | GLN |
| 1 | E | 691 | ASN |
| 1 | E | 700 | GLN |
| 1 | E | 735 | ASN |
| 1 | F | 255 | HIS |
| 1 | F | 290 | HIS |
| 1 | F | 292 | HIS |
| 1 | F | 343 | GLN |
| 1 | F | 442 | GLN |
| 1 | F | 527 | HIS |
| 1 | F | 579 | GLN |
| 1 | F | 585 | GLN |
| 1 | F | 624 | HIS |
| 1 | F | 646 | GLN |
| 1 | F | 673 | GLN |
| 1 | F | 691 | ASN |
| 1 | F | 700 | GLN |
| 1 | F | 735 | ASN |
| 1 | G | 253 | ASN |
| 1 | G | 255 | HIS |
| 1 | G | 290 | HIS |
| 1 | G | 292 | HIS |
| 1 | G | 343 | GLN |
| 1 | G | 442 | GLN |
| 1 | G | 527 | HIS |
| 1 | G | 579 | GLN |
| 1 | G | 585 | GLN |
| 1 | G | 624 | HIS |
| 1 | G | 646 | GLN |
| 1 | G | 673 | GLN |
| 1 | G | 691 | ASN |
| 1 | G | 700 | GLN |
| 1 | G | 735 | ASN |
| 1 | H | 255 | HIS |
| 1 | H | 290 | HIS |

Continued on next page...

Continued from previous page...

| Mol | Chain | Res | Type |
|------------|--------------|------------|-------------|
| 1 | H | 292 | HIS |
| 1 | H | 343 | GLN |
| 1 | H | 442 | GLN |
| 1 | H | 527 | HIS |
| 1 | H | 579 | GLN |
| 1 | H | 585 | GLN |
| 1 | H | 624 | HIS |
| 1 | H | 646 | GLN |
| 1 | H | 651 | ASN |
| 1 | H | 673 | GLN |
| 1 | H | 691 | ASN |
| 1 | H | 700 | GLN |
| 1 | H | 735 | ASN |
| 1 | I | 253 | ASN |
| 1 | I | 255 | HIS |
| 1 | I | 290 | HIS |
| 1 | I | 292 | HIS |
| 1 | I | 343 | GLN |
| 1 | I | 442 | GLN |
| 1 | I | 527 | HIS |
| 1 | I | 579 | GLN |
| 1 | I | 585 | GLN |
| 1 | I | 624 | HIS |
| 1 | I | 646 | GLN |
| 1 | I | 651 | ASN |
| 1 | I | 673 | GLN |
| 1 | I | 691 | ASN |
| 1 | I | 700 | GLN |
| 1 | I | 735 | ASN |
| 1 | J | 255 | HIS |
| 1 | J | 290 | HIS |
| 1 | J | 292 | HIS |
| 1 | J | 343 | GLN |
| 1 | J | 442 | GLN |
| 1 | J | 527 | HIS |
| 1 | J | 579 | GLN |
| 1 | J | 585 | GLN |
| 1 | J | 624 | HIS |
| 1 | J | 646 | GLN |
| 1 | J | 673 | GLN |
| 1 | J | 691 | ASN |
| 1 | J | 700 | GLN |

Continued on next page...

Continued from previous page...

| Mol | Chain | Res | Type |
|------------|--------------|------------|-------------|
| 1 | J | 735 | ASN |
| 1 | K | 255 | HIS |
| 1 | K | 290 | HIS |
| 1 | K | 292 | HIS |
| 1 | K | 343 | GLN |
| 1 | K | 442 | GLN |
| 1 | K | 527 | HIS |
| 1 | K | 579 | GLN |
| 1 | K | 585 | GLN |
| 1 | K | 624 | HIS |
| 1 | K | 646 | GLN |
| 1 | K | 673 | GLN |
| 1 | K | 691 | ASN |
| 1 | K | 700 | GLN |
| 1 | K | 735 | ASN |
| 1 | L | 255 | HIS |
| 1 | L | 290 | HIS |
| 1 | L | 292 | HIS |
| 1 | L | 343 | GLN |
| 1 | L | 442 | GLN |
| 1 | L | 527 | HIS |
| 1 | L | 579 | GLN |
| 1 | L | 585 | GLN |
| 1 | L | 624 | HIS |
| 1 | L | 646 | GLN |
| 1 | L | 673 | GLN |
| 1 | L | 691 | ASN |
| 1 | L | 700 | GLN |
| 1 | L | 735 | ASN |
| 1 | M | 255 | HIS |
| 1 | M | 290 | HIS |
| 1 | M | 292 | HIS |
| 1 | M | 343 | GLN |
| 1 | M | 442 | GLN |
| 1 | M | 527 | HIS |
| 1 | M | 579 | GLN |
| 1 | M | 585 | GLN |
| 1 | M | 624 | HIS |
| 1 | M | 646 | GLN |
| 1 | M | 673 | GLN |
| 1 | M | 691 | ASN |
| 1 | M | 700 | GLN |

Continued on next page...

Continued from previous page...

| Mol | Chain | Res | Type |
|------------|--------------|------------|-------------|
| 1 | M | 735 | ASN |
| 1 | N | 255 | HIS |
| 1 | N | 290 | HIS |
| 1 | N | 292 | HIS |
| 1 | N | 343 | GLN |
| 1 | N | 442 | GLN |
| 1 | N | 527 | HIS |
| 1 | N | 579 | GLN |
| 1 | N | 585 | GLN |
| 1 | N | 624 | HIS |
| 1 | N | 646 | GLN |
| 1 | N | 651 | ASN |
| 1 | N | 673 | GLN |
| 1 | N | 691 | ASN |
| 1 | N | 700 | GLN |
| 1 | N | 735 | ASN |
| 1 | O | 255 | HIS |
| 1 | O | 290 | HIS |
| 1 | O | 292 | HIS |
| 1 | O | 343 | GLN |
| 1 | O | 442 | GLN |
| 1 | O | 527 | HIS |
| 1 | O | 579 | GLN |
| 1 | O | 585 | GLN |
| 1 | O | 624 | HIS |
| 1 | O | 646 | GLN |
| 1 | O | 673 | GLN |
| 1 | O | 691 | ASN |
| 1 | O | 700 | GLN |
| 1 | O | 735 | ASN |
| 1 | P | 253 | ASN |
| 1 | P | 255 | HIS |
| 1 | P | 290 | HIS |
| 1 | P | 292 | HIS |
| 1 | P | 343 | GLN |
| 1 | P | 442 | GLN |
| 1 | P | 527 | HIS |
| 1 | P | 579 | GLN |
| 1 | P | 585 | GLN |
| 1 | P | 624 | HIS |
| 1 | P | 646 | GLN |
| 1 | P | 651 | ASN |

Continued on next page...

Continued from previous page...

| Mol | Chain | Res | Type |
|------------|--------------|------------|-------------|
| 1 | P | 673 | GLN |
| 1 | P | 691 | ASN |
| 1 | P | 700 | GLN |
| 1 | P | 735 | ASN |
| 1 | Q | 255 | HIS |
| 1 | Q | 290 | HIS |
| 1 | Q | 292 | HIS |
| 1 | Q | 343 | GLN |
| 1 | Q | 442 | GLN |
| 1 | Q | 459 | GLN |
| 1 | Q | 527 | HIS |
| 1 | Q | 579 | GLN |
| 1 | Q | 585 | GLN |
| 1 | Q | 624 | HIS |
| 1 | Q | 646 | GLN |
| 1 | Q | 673 | GLN |
| 1 | Q | 691 | ASN |
| 1 | Q | 700 | GLN |
| 1 | Q | 735 | ASN |
| 1 | R | 253 | ASN |
| 1 | R | 255 | HIS |
| 1 | R | 290 | HIS |
| 1 | R | 292 | HIS |
| 1 | R | 343 | GLN |
| 1 | R | 442 | GLN |
| 1 | R | 527 | HIS |
| 1 | R | 579 | GLN |
| 1 | R | 585 | GLN |
| 1 | R | 624 | HIS |
| 1 | R | 646 | GLN |
| 1 | R | 651 | ASN |
| 1 | R | 673 | GLN |
| 1 | R | 691 | ASN |
| 1 | R | 700 | GLN |
| 1 | R | 735 | ASN |
| 1 | S | 255 | HIS |
| 1 | S | 290 | HIS |
| 1 | S | 292 | HIS |
| 1 | S | 343 | GLN |
| 1 | S | 442 | GLN |
| 1 | S | 527 | HIS |
| 1 | S | 579 | GLN |

Continued on next page...

Continued from previous page...

| Mol | Chain | Res | Type |
|------------|--------------|------------|-------------|
| 1 | S | 585 | GLN |
| 1 | S | 624 | HIS |
| 1 | S | 646 | GLN |
| 1 | S | 651 | ASN |
| 1 | S | 673 | GLN |
| 1 | S | 691 | ASN |
| 1 | S | 700 | GLN |
| 1 | S | 735 | ASN |
| 1 | T | 255 | HIS |
| 1 | T | 290 | HIS |
| 1 | T | 292 | HIS |
| 1 | T | 343 | GLN |
| 1 | T | 442 | GLN |
| 1 | T | 527 | HIS |
| 1 | T | 579 | GLN |
| 1 | T | 585 | GLN |
| 1 | T | 624 | HIS |
| 1 | T | 646 | GLN |
| 1 | T | 651 | ASN |
| 1 | T | 673 | GLN |
| 1 | T | 691 | ASN |
| 1 | T | 700 | GLN |
| 1 | T | 735 | ASN |
| 1 | U | 255 | HIS |
| 1 | U | 290 | HIS |
| 1 | U | 292 | HIS |
| 1 | U | 343 | GLN |
| 1 | U | 442 | GLN |
| 1 | U | 459 | GLN |
| 1 | U | 527 | HIS |
| 1 | U | 579 | GLN |
| 1 | U | 585 | GLN |
| 1 | U | 624 | HIS |
| 1 | U | 646 | GLN |
| 1 | U | 673 | GLN |
| 1 | U | 691 | ASN |
| 1 | U | 700 | GLN |
| 1 | U | 735 | ASN |
| 1 | V | 255 | HIS |
| 1 | V | 290 | HIS |
| 1 | V | 292 | HIS |
| 1 | V | 343 | GLN |

Continued on next page...

Continued from previous page...

| Mol | Chain | Res | Type |
|------------|--------------|------------|-------------|
| 1 | V | 442 | GLN |
| 1 | V | 527 | HIS |
| 1 | V | 579 | GLN |
| 1 | V | 585 | GLN |
| 1 | V | 624 | HIS |
| 1 | V | 646 | GLN |
| 1 | V | 673 | GLN |
| 1 | V | 691 | ASN |
| 1 | V | 700 | GLN |
| 1 | V | 735 | ASN |
| 1 | W | 253 | ASN |
| 1 | W | 255 | HIS |
| 1 | W | 290 | HIS |
| 1 | W | 292 | HIS |
| 1 | W | 343 | GLN |
| 1 | W | 442 | GLN |
| 1 | W | 527 | HIS |
| 1 | W | 579 | GLN |
| 1 | W | 585 | GLN |
| 1 | W | 624 | HIS |
| 1 | W | 646 | GLN |
| 1 | W | 651 | ASN |
| 1 | W | 673 | GLN |
| 1 | W | 691 | ASN |
| 1 | W | 700 | GLN |
| 1 | W | 735 | ASN |
| 1 | X | 255 | HIS |
| 1 | X | 290 | HIS |
| 1 | X | 292 | HIS |
| 1 | X | 343 | GLN |
| 1 | X | 442 | GLN |
| 1 | X | 527 | HIS |
| 1 | X | 579 | GLN |
| 1 | X | 585 | GLN |
| 1 | X | 624 | HIS |
| 1 | X | 646 | GLN |
| 1 | X | 673 | GLN |
| 1 | X | 691 | ASN |
| 1 | X | 700 | GLN |
| 1 | X | 735 | ASN |
| 1 | Y | 255 | HIS |
| 1 | Y | 290 | HIS |

Continued on next page...

Continued from previous page...

| Mol | Chain | Res | Type |
|------------|--------------|------------|-------------|
| 1 | Y | 292 | HIS |
| 1 | Y | 343 | GLN |
| 1 | Y | 442 | GLN |
| 1 | Y | 527 | HIS |
| 1 | Y | 579 | GLN |
| 1 | Y | 585 | GLN |
| 1 | Y | 624 | HIS |
| 1 | Y | 646 | GLN |
| 1 | Y | 651 | ASN |
| 1 | Y | 673 | GLN |
| 1 | Y | 691 | ASN |
| 1 | Y | 700 | GLN |
| 1 | Y | 735 | ASN |
| 1 | Z | 253 | ASN |
| 1 | Z | 255 | HIS |
| 1 | Z | 290 | HIS |
| 1 | Z | 292 | HIS |
| 1 | Z | 343 | GLN |
| 1 | Z | 442 | GLN |
| 1 | Z | 527 | HIS |
| 1 | Z | 579 | GLN |
| 1 | Z | 585 | GLN |
| 1 | Z | 624 | HIS |
| 1 | Z | 646 | GLN |
| 1 | Z | 673 | GLN |
| 1 | Z | 691 | ASN |
| 1 | Z | 700 | GLN |
| 1 | Z | 735 | ASN |
| 1 | 1 | 253 | ASN |
| 1 | 1 | 255 | HIS |
| 1 | 1 | 290 | HIS |
| 1 | 1 | 292 | HIS |
| 1 | 1 | 343 | GLN |
| 1 | 1 | 442 | GLN |
| 1 | 1 | 459 | GLN |
| 1 | 1 | 527 | HIS |
| 1 | 1 | 579 | GLN |
| 1 | 1 | 585 | GLN |
| 1 | 1 | 624 | HIS |
| 1 | 1 | 646 | GLN |
| 1 | 1 | 651 | ASN |
| 1 | 1 | 673 | GLN |

Continued on next page...

Continued from previous page...

| Mol | Chain | Res | Type |
|------------|--------------|------------|-------------|
| 1 | 1 | 691 | ASN |
| 1 | 1 | 700 | GLN |
| 1 | 1 | 735 | ASN |
| 1 | 2 | 255 | HIS |
| 1 | 2 | 290 | HIS |
| 1 | 2 | 292 | HIS |
| 1 | 2 | 343 | GLN |
| 1 | 2 | 442 | GLN |
| 1 | 2 | 527 | HIS |
| 1 | 2 | 579 | GLN |
| 1 | 2 | 585 | GLN |
| 1 | 2 | 624 | HIS |
| 1 | 2 | 646 | GLN |
| 1 | 2 | 673 | GLN |
| 1 | 2 | 691 | ASN |
| 1 | 2 | 700 | GLN |
| 1 | 2 | 735 | ASN |
| 1 | 3 | 253 | ASN |
| 1 | 3 | 255 | HIS |
| 1 | 3 | 290 | HIS |
| 1 | 3 | 292 | HIS |
| 1 | 3 | 343 | GLN |
| 1 | 3 | 442 | GLN |
| 1 | 3 | 527 | HIS |
| 1 | 3 | 579 | GLN |
| 1 | 3 | 585 | GLN |
| 1 | 3 | 624 | HIS |
| 1 | 3 | 646 | GLN |
| 1 | 3 | 673 | GLN |
| 1 | 3 | 691 | ASN |
| 1 | 3 | 700 | GLN |
| 1 | 3 | 735 | ASN |
| 1 | 4 | 255 | HIS |
| 1 | 4 | 290 | HIS |
| 1 | 4 | 292 | HIS |
| 1 | 4 | 343 | GLN |
| 1 | 4 | 442 | GLN |
| 1 | 4 | 527 | HIS |
| 1 | 4 | 579 | GLN |
| 1 | 4 | 585 | GLN |
| 1 | 4 | 624 | HIS |
| 1 | 4 | 646 | GLN |

Continued on next page...

Continued from previous page...

| Mol | Chain | Res | Type |
|------------|--------------|------------|-------------|
| 1 | 4 | 673 | GLN |
| 1 | 4 | 691 | ASN |
| 1 | 4 | 700 | GLN |
| 1 | 4 | 735 | ASN |
| 1 | 5 | 255 | HIS |
| 1 | 5 | 290 | HIS |
| 1 | 5 | 292 | HIS |
| 1 | 5 | 343 | GLN |
| 1 | 5 | 442 | GLN |
| 1 | 5 | 527 | HIS |
| 1 | 5 | 579 | GLN |
| 1 | 5 | 585 | GLN |
| 1 | 5 | 624 | HIS |
| 1 | 5 | 646 | GLN |
| 1 | 5 | 673 | GLN |
| 1 | 5 | 691 | ASN |
| 1 | 5 | 700 | GLN |
| 1 | 5 | 735 | ASN |
| 1 | 6 | 255 | HIS |
| 1 | 6 | 290 | HIS |
| 1 | 6 | 292 | HIS |
| 1 | 6 | 343 | GLN |
| 1 | 6 | 442 | GLN |
| 1 | 6 | 527 | HIS |
| 1 | 6 | 579 | GLN |
| 1 | 6 | 585 | GLN |
| 1 | 6 | 624 | HIS |
| 1 | 6 | 646 | GLN |
| 1 | 6 | 651 | ASN |
| 1 | 6 | 673 | GLN |
| 1 | 6 | 691 | ASN |
| 1 | 6 | 700 | GLN |
| 1 | 6 | 735 | ASN |
| 1 | a | 253 | ASN |
| 1 | a | 255 | HIS |
| 1 | a | 290 | HIS |
| 1 | a | 292 | HIS |
| 1 | a | 343 | GLN |
| 1 | a | 442 | GLN |
| 1 | a | 527 | HIS |
| 1 | a | 579 | GLN |
| 1 | a | 585 | GLN |

Continued on next page...

Continued from previous page...

| Mol | Chain | Res | Type |
|------------|--------------|------------|-------------|
| 1 | a | 624 | HIS |
| 1 | a | 646 | GLN |
| 1 | a | 651 | ASN |
| 1 | a | 673 | GLN |
| 1 | a | 691 | ASN |
| 1 | a | 700 | GLN |
| 1 | a | 735 | ASN |
| 1 | b | 255 | HIS |
| 1 | b | 290 | HIS |
| 1 | b | 292 | HIS |
| 1 | b | 343 | GLN |
| 1 | b | 442 | GLN |
| 1 | b | 527 | HIS |
| 1 | b | 579 | GLN |
| 1 | b | 585 | GLN |
| 1 | b | 624 | HIS |
| 1 | b | 646 | GLN |
| 1 | b | 651 | ASN |
| 1 | b | 673 | GLN |
| 1 | b | 691 | ASN |
| 1 | b | 700 | GLN |
| 1 | b | 735 | ASN |
| 1 | c | 255 | HIS |
| 1 | c | 290 | HIS |
| 1 | c | 292 | HIS |
| 1 | c | 343 | GLN |
| 1 | c | 442 | GLN |
| 1 | c | 459 | GLN |
| 1 | c | 527 | HIS |
| 1 | c | 579 | GLN |
| 1 | c | 585 | GLN |
| 1 | c | 624 | HIS |
| 1 | c | 646 | GLN |
| 1 | c | 673 | GLN |
| 1 | c | 691 | ASN |
| 1 | c | 700 | GLN |
| 1 | c | 735 | ASN |
| 1 | d | 255 | HIS |
| 1 | d | 290 | HIS |
| 1 | d | 292 | HIS |
| 1 | d | 343 | GLN |
| 1 | d | 442 | GLN |

Continued on next page...

Continued from previous page...

| Mol | Chain | Res | Type |
|------------|--------------|------------|-------------|
| 1 | d | 527 | HIS |
| 1 | d | 579 | GLN |
| 1 | d | 585 | GLN |
| 1 | d | 624 | HIS |
| 1 | d | 646 | GLN |
| 1 | d | 673 | GLN |
| 1 | d | 691 | ASN |
| 1 | d | 700 | GLN |
| 1 | d | 735 | ASN |
| 1 | e | 255 | HIS |
| 1 | e | 290 | HIS |
| 1 | e | 292 | HIS |
| 1 | e | 343 | GLN |
| 1 | e | 442 | GLN |
| 1 | e | 527 | HIS |
| 1 | e | 579 | GLN |
| 1 | e | 585 | GLN |
| 1 | e | 624 | HIS |
| 1 | e | 646 | GLN |
| 1 | e | 651 | ASN |
| 1 | e | 673 | GLN |
| 1 | e | 691 | ASN |
| 1 | e | 700 | GLN |
| 1 | e | 735 | ASN |
| 1 | f | 255 | HIS |
| 1 | f | 290 | HIS |
| 1 | f | 292 | HIS |
| 1 | f | 343 | GLN |
| 1 | f | 442 | GLN |
| 1 | f | 527 | HIS |
| 1 | f | 579 | GLN |
| 1 | f | 585 | GLN |
| 1 | f | 624 | HIS |
| 1 | f | 646 | GLN |
| 1 | f | 651 | ASN |
| 1 | f | 673 | GLN |
| 1 | f | 691 | ASN |
| 1 | f | 700 | GLN |
| 1 | f | 735 | ASN |
| 1 | g | 255 | HIS |
| 1 | g | 290 | HIS |
| 1 | g | 292 | HIS |

Continued on next page...

Continued from previous page...

| Mol | Chain | Res | Type |
|------------|--------------|------------|-------------|
| 1 | g | 343 | GLN |
| 1 | g | 442 | GLN |
| 1 | g | 527 | HIS |
| 1 | g | 579 | GLN |
| 1 | g | 585 | GLN |
| 1 | g | 624 | HIS |
| 1 | g | 646 | GLN |
| 1 | g | 673 | GLN |
| 1 | g | 691 | ASN |
| 1 | g | 700 | GLN |
| 1 | g | 735 | ASN |
| 1 | h | 255 | HIS |
| 1 | h | 290 | HIS |
| 1 | h | 292 | HIS |
| 1 | h | 343 | GLN |
| 1 | h | 442 | GLN |
| 1 | h | 527 | HIS |
| 1 | h | 579 | GLN |
| 1 | h | 585 | GLN |
| 1 | h | 624 | HIS |
| 1 | h | 646 | GLN |
| 1 | h | 673 | GLN |
| 1 | h | 691 | ASN |
| 1 | h | 700 | GLN |
| 1 | h | 735 | ASN |
| 1 | i | 255 | HIS |
| 1 | i | 290 | HIS |
| 1 | i | 292 | HIS |
| 1 | i | 343 | GLN |
| 1 | i | 442 | GLN |
| 1 | i | 527 | HIS |
| 1 | i | 579 | GLN |
| 1 | i | 585 | GLN |
| 1 | i | 624 | HIS |
| 1 | i | 646 | GLN |
| 1 | i | 673 | GLN |
| 1 | i | 691 | ASN |
| 1 | i | 700 | GLN |
| 1 | i | 735 | ASN |
| 1 | j | 253 | ASN |
| 1 | j | 255 | HIS |
| 1 | j | 290 | HIS |

Continued on next page...

Continued from previous page...

| Mol | Chain | Res | Type |
|------------|--------------|------------|-------------|
| 1 | j | 292 | HIS |
| 1 | j | 343 | GLN |
| 1 | j | 442 | GLN |
| 1 | j | 527 | HIS |
| 1 | j | 579 | GLN |
| 1 | j | 585 | GLN |
| 1 | j | 624 | HIS |
| 1 | j | 646 | GLN |
| 1 | j | 673 | GLN |
| 1 | j | 691 | ASN |
| 1 | j | 700 | GLN |
| 1 | j | 735 | ASN |
| 1 | k | 255 | HIS |
| 1 | k | 290 | HIS |
| 1 | k | 292 | HIS |
| 1 | k | 343 | GLN |
| 1 | k | 442 | GLN |
| 1 | k | 527 | HIS |
| 1 | k | 579 | GLN |
| 1 | k | 585 | GLN |
| 1 | k | 624 | HIS |
| 1 | k | 646 | GLN |
| 1 | k | 651 | ASN |
| 1 | k | 673 | GLN |
| 1 | k | 691 | ASN |
| 1 | k | 700 | GLN |
| 1 | k | 735 | ASN |
| 1 | l | 253 | ASN |
| 1 | l | 255 | HIS |
| 1 | l | 290 | HIS |
| 1 | l | 292 | HIS |
| 1 | l | 343 | GLN |
| 1 | l | 442 | GLN |
| 1 | l | 527 | HIS |
| 1 | l | 579 | GLN |
| 1 | l | 585 | GLN |
| 1 | l | 624 | HIS |
| 1 | l | 646 | GLN |
| 1 | l | 651 | ASN |
| 1 | l | 673 | GLN |
| 1 | l | 691 | ASN |
| 1 | l | 700 | GLN |

Continued on next page...

Continued from previous page...

| Mol | Chain | Res | Type |
|------------|--------------|------------|-------------|
| 1 | l | 735 | ASN |
| 1 | m | 255 | HIS |
| 1 | m | 290 | HIS |
| 1 | m | 292 | HIS |
| 1 | m | 343 | GLN |
| 1 | m | 442 | GLN |
| 1 | m | 527 | HIS |
| 1 | m | 579 | GLN |
| 1 | m | 585 | GLN |
| 1 | m | 624 | HIS |
| 1 | m | 646 | GLN |
| 1 | m | 673 | GLN |
| 1 | m | 691 | ASN |
| 1 | m | 700 | GLN |
| 1 | m | 735 | ASN |
| 1 | n | 255 | HIS |
| 1 | n | 290 | HIS |
| 1 | n | 292 | HIS |
| 1 | n | 343 | GLN |
| 1 | n | 442 | GLN |
| 1 | n | 527 | HIS |
| 1 | n | 579 | GLN |
| 1 | n | 585 | GLN |
| 1 | n | 624 | HIS |
| 1 | n | 646 | GLN |
| 1 | n | 673 | GLN |
| 1 | n | 691 | ASN |
| 1 | n | 700 | GLN |
| 1 | n | 735 | ASN |
| 1 | o | 253 | ASN |
| 1 | o | 255 | HIS |
| 1 | o | 290 | HIS |
| 1 | o | 292 | HIS |
| 1 | o | 343 | GLN |
| 1 | o | 442 | GLN |
| 1 | o | 459 | GLN |
| 1 | o | 527 | HIS |
| 1 | o | 579 | GLN |
| 1 | o | 585 | GLN |
| 1 | o | 624 | HIS |
| 1 | o | 646 | GLN |
| 1 | o | 673 | GLN |

Continued on next page...

Continued from previous page...

| Mol | Chain | Res | Type |
|------------|--------------|------------|-------------|
| 1 | o | 691 | ASN |
| 1 | o | 700 | GLN |
| 1 | o | 735 | ASN |
| 1 | p | 255 | HIS |
| 1 | p | 290 | HIS |
| 1 | p | 292 | HIS |
| 1 | p | 343 | GLN |
| 1 | p | 442 | GLN |
| 1 | p | 527 | HIS |
| 1 | p | 579 | GLN |
| 1 | p | 585 | GLN |
| 1 | p | 624 | HIS |
| 1 | p | 646 | GLN |
| 1 | p | 673 | GLN |
| 1 | p | 691 | ASN |
| 1 | p | 700 | GLN |
| 1 | p | 735 | ASN |
| 1 | q | 255 | HIS |
| 1 | q | 290 | HIS |
| 1 | q | 292 | HIS |
| 1 | q | 343 | GLN |
| 1 | q | 442 | GLN |
| 1 | q | 527 | HIS |
| 1 | q | 579 | GLN |
| 1 | q | 585 | GLN |
| 1 | q | 624 | HIS |
| 1 | q | 646 | GLN |
| 1 | q | 673 | GLN |
| 1 | q | 691 | ASN |
| 1 | q | 700 | GLN |
| 1 | q | 735 | ASN |
| 1 | r | 255 | HIS |
| 1 | r | 290 | HIS |
| 1 | r | 292 | HIS |
| 1 | r | 343 | GLN |
| 1 | r | 442 | GLN |
| 1 | r | 527 | HIS |
| 1 | r | 579 | GLN |
| 1 | r | 585 | GLN |
| 1 | r | 624 | HIS |
| 1 | r | 646 | GLN |
| 1 | r | 673 | GLN |

Continued on next page...

Continued from previous page...

| Mol | Chain | Res | Type |
|------------|--------------|------------|-------------|
| 1 | r | 691 | ASN |
| 1 | r | 700 | GLN |
| 1 | r | 735 | ASN |
| 1 | s | 255 | HIS |
| 1 | s | 290 | HIS |
| 1 | s | 292 | HIS |
| 1 | s | 343 | GLN |
| 1 | s | 442 | GLN |
| 1 | s | 527 | HIS |
| 1 | s | 579 | GLN |
| 1 | s | 585 | GLN |
| 1 | s | 624 | HIS |
| 1 | s | 646 | GLN |
| 1 | s | 651 | ASN |
| 1 | s | 673 | GLN |
| 1 | s | 691 | ASN |
| 1 | s | 700 | GLN |
| 1 | s | 735 | ASN |
| 1 | t | 255 | HIS |
| 1 | t | 290 | HIS |
| 1 | t | 292 | HIS |
| 1 | t | 343 | GLN |
| 1 | t | 442 | GLN |
| 1 | t | 527 | HIS |
| 1 | t | 579 | GLN |
| 1 | t | 585 | GLN |
| 1 | t | 624 | HIS |
| 1 | t | 646 | GLN |
| 1 | t | 673 | GLN |
| 1 | t | 691 | ASN |
| 1 | t | 700 | GLN |
| 1 | t | 735 | ASN |
| 1 | u | 255 | HIS |
| 1 | u | 290 | HIS |
| 1 | u | 292 | HIS |
| 1 | u | 343 | GLN |
| 1 | u | 442 | GLN |
| 1 | u | 527 | HIS |
| 1 | u | 579 | GLN |
| 1 | u | 585 | GLN |
| 1 | u | 624 | HIS |
| 1 | u | 646 | GLN |

Continued on next page...

Continued from previous page...

| Mol | Chain | Res | Type |
|------------|--------------|------------|-------------|
| 1 | u | 651 | ASN |
| 1 | u | 673 | GLN |
| 1 | u | 691 | ASN |
| 1 | u | 700 | GLN |
| 1 | u | 735 | ASN |
| 1 | v | 255 | HIS |
| 1 | v | 290 | HIS |
| 1 | v | 292 | HIS |
| 1 | v | 343 | GLN |
| 1 | v | 442 | GLN |
| 1 | v | 527 | HIS |
| 1 | v | 579 | GLN |
| 1 | v | 585 | GLN |
| 1 | v | 624 | HIS |
| 1 | v | 646 | GLN |
| 1 | v | 673 | GLN |
| 1 | v | 691 | ASN |
| 1 | v | 700 | GLN |
| 1 | v | 735 | ASN |
| 1 | w | 255 | HIS |
| 1 | w | 290 | HIS |
| 1 | w | 292 | HIS |
| 1 | w | 343 | GLN |
| 1 | w | 442 | GLN |
| 1 | w | 459 | GLN |
| 1 | w | 527 | HIS |
| 1 | w | 579 | GLN |
| 1 | w | 585 | GLN |
| 1 | w | 624 | HIS |
| 1 | w | 646 | GLN |
| 1 | w | 673 | GLN |
| 1 | w | 691 | ASN |
| 1 | w | 700 | GLN |
| 1 | w | 735 | ASN |
| 1 | x | 253 | ASN |
| 1 | x | 255 | HIS |
| 1 | x | 290 | HIS |
| 1 | x | 292 | HIS |
| 1 | x | 343 | GLN |
| 1 | x | 442 | GLN |
| 1 | x | 527 | HIS |
| 1 | x | 579 | GLN |

Continued on next page...

Continued from previous page...

| Mol | Chain | Res | Type |
|------------|--------------|------------|-------------|
| 1 | x | 585 | GLN |
| 1 | x | 624 | HIS |
| 1 | x | 646 | GLN |
| 1 | x | 673 | GLN |
| 1 | x | 691 | ASN |
| 1 | x | 700 | GLN |
| 1 | x | 735 | ASN |
| 1 | y | 255 | HIS |
| 1 | y | 290 | HIS |
| 1 | y | 292 | HIS |
| 1 | y | 343 | GLN |
| 1 | y | 442 | GLN |
| 1 | y | 527 | HIS |
| 1 | y | 579 | GLN |
| 1 | y | 585 | GLN |
| 1 | y | 624 | HIS |
| 1 | y | 646 | GLN |
| 1 | y | 673 | GLN |
| 1 | y | 691 | ASN |
| 1 | y | 700 | GLN |
| 1 | y | 735 | ASN |
| 1 | z | 253 | ASN |
| 1 | z | 255 | HIS |
| 1 | z | 290 | HIS |
| 1 | z | 292 | HIS |
| 1 | z | 343 | GLN |
| 1 | z | 442 | GLN |
| 1 | z | 527 | HIS |
| 1 | z | 579 | GLN |
| 1 | z | 585 | GLN |
| 1 | z | 624 | HIS |
| 1 | z | 646 | GLN |
| 1 | z | 651 | ASN |
| 1 | z | 673 | GLN |
| 1 | z | 691 | ASN |
| 1 | z | 700 | GLN |
| 1 | z | 735 | ASN |
| 1 | 7 | 253 | ASN |
| 1 | 7 | 255 | HIS |
| 1 | 7 | 290 | HIS |
| 1 | 7 | 292 | HIS |
| 1 | 7 | 343 | GLN |

Continued on next page...

Continued from previous page...

| Mol | Chain | Res | Type |
|-----|-------|-----|------|
| 1 | 7 | 442 | GLN |
| 1 | 7 | 459 | GLN |
| 1 | 7 | 527 | HIS |
| 1 | 7 | 579 | GLN |
| 1 | 7 | 585 | GLN |
| 1 | 7 | 624 | HIS |
| 1 | 7 | 646 | GLN |
| 1 | 7 | 651 | ASN |
| 1 | 7 | 673 | GLN |
| 1 | 7 | 691 | ASN |
| 1 | 7 | 700 | GLN |
| 1 | 7 | 735 | ASN |
| 1 | 8 | 253 | ASN |
| 1 | 8 | 255 | HIS |
| 1 | 8 | 290 | HIS |
| 1 | 8 | 292 | HIS |
| 1 | 8 | 343 | GLN |
| 1 | 8 | 442 | GLN |
| 1 | 8 | 459 | GLN |
| 1 | 8 | 527 | HIS |
| 1 | 8 | 579 | GLN |
| 1 | 8 | 585 | GLN |
| 1 | 8 | 624 | HIS |
| 1 | 8 | 646 | GLN |
| 1 | 8 | 651 | ASN |
| 1 | 8 | 673 | GLN |
| 1 | 8 | 691 | ASN |
| 1 | 8 | 700 | GLN |
| 1 | 8 | 735 | ASN |

5.3.3 RNA [i](#)

There are no RNA molecules in this entry.

5.4 Non-standard residues in protein, DNA, RNA chains [i](#)

There are no non-standard protein/DNA/RNA residues in this entry.

5.5 Carbohydrates [i](#)

There are no monosaccharides in this entry.

5.6 Ligand geometry [i](#)

There are no ligands in this entry.

5.7 Other polymers [i](#)

There are no such residues in this entry.

5.8 Polymer linkage issues [i](#)

There are no chain breaks in this entry.

6 Map visualisation

This section contains visualisations of the EMDB entry EMD-23973. These allow visual inspection of the internal detail of the map and identification of artifacts.

No raw map or half-maps were deposited for this entry and therefore no images, graphs, etc. pertaining to the raw map can be shown.

6.1 Orthogonal projections

This section was not generated.

6.2 Central slices

This section was not generated.

6.3 Largest variance slices

This section was not generated.

6.4 Orthogonal surface views

This section was not generated.

6.5 Mask visualisation

This section was not generated. No masks/segmentation were deposited.

7 Map analysis

This section contains the results of statistical analysis of the map.

7.1 Map-value distribution

This section was not generated.

7.2 Volume estimate versus contour level

This section was not generated.

7.3 Rotationally averaged power spectrum

This section was not generated. The rotationally averaged power spectrum had issues being displayed.

8 Fourier-Shell correlation

This section was not generated. No FSC curve or half-maps provided.

9 Map-model fit

This section was not generated.