



# Full wwPDB X-ray Structure Validation Report ⓘ

Dec 10, 2023 – 11:43 am GMT

PDB ID : 2BMA  
Title : The crystal structure of Plasmodium falciparum glutamate dehydrogenase, a putative target for novel antimalarial drugs  
Authors : Werner, C.; Stubbs, M.T.; Krauth-Siege, R.L.; Klebe, G.  
Deposited on : 2005-03-10  
Resolution : 2.70 Å(reported)

This is a Full wwPDB X-ray Structure Validation Report for a publicly released PDB entry.

We welcome your comments at [validation@mail.wwpdb.org](mailto:validation@mail.wwpdb.org)

A user guide is available at

<https://www.wwpdb.org/validation/2017/XrayValidationReportHelp>

with specific help available everywhere you see the ⓘ symbol.

The types of validation reports are described at

<http://www.wwpdb.org/validation/2017/FAQs#types>.

---

The following versions of software and data (see [references ⓘ](#)) were used in the production of this report:

MolProbity : 4.02b-467  
Xtriage (Phenix) : 1.13  
EDS : 2.36  
Percentile statistics : 20191225.v01 (using entries in the PDB archive December 25th 2019)  
Refmac : 5.8.0158  
CCP4 : 7.0.044 (Gargrove)  
Ideal geometry (proteins) : Engh & Huber (2001)  
Ideal geometry (DNA, RNA) : Parkinson et al. (1996)  
Validation Pipeline (wwPDB-VP) : 2.36

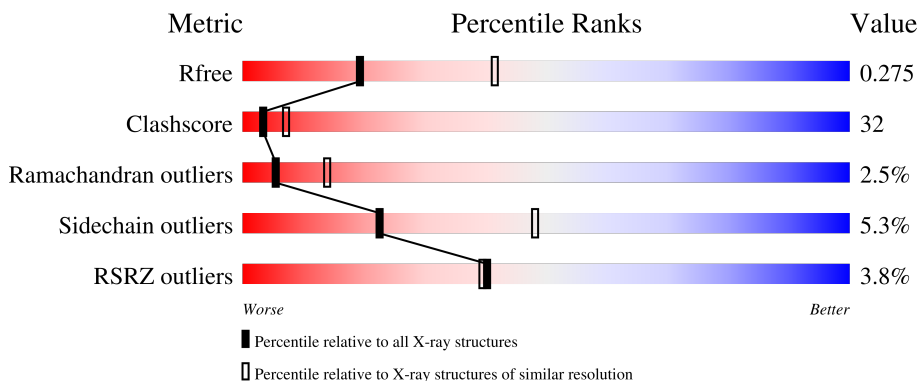
# 1 Overall quality at a glance

The following experimental techniques were used to determine the structure:

*X-RAY DIFFRACTION*

The reported resolution of this entry is 2.70 Å.

Percentile scores (ranging between 0-100) for global validation metrics of the entry are shown in the following graphic. The table shows the number of entries on which the scores are based.




Metric	Whole archive (#Entries)	Similar resolution (#Entries, resolution range(Å))
$R_{free}$	130704	2808 (2.70-2.70)
Clashscore	141614	3122 (2.70-2.70)
Ramachandran outliers	138981	3069 (2.70-2.70)
Sidechain outliers	138945	3069 (2.70-2.70)
RSRZ outliers	127900	2737 (2.70-2.70)

The table below summarises the geometric issues observed across the polymeric chains and their fit to the electron density. The red, orange, yellow and green segments of the lower bar indicate the fraction of residues that contain outliers for  $\geq 3$ , 2, 1 and 0 types of geometric quality criteria respectively. A grey segment represents the fraction of residues that are not modelled. The numeric value for each fraction is indicated below the corresponding segment, with a dot representing fractions  $\leq 5\%$ . The upper red bar (where present) indicates the fraction of residues that have poor fit to the electron density. The numeric value is given above the bar.

Mol	Chain	Length	Quality of chain
1	A	470	
1	B	470	
1	C	470	
1	D	470	
1	E	470	

*Continued on next page...*

*Continued from previous page...*

Mol	Chain	Length	Quality of chain
1	F	470	 <p>A horizontal bar chart representing the quality of chain. The bar is divided into four segments: a red segment on the left labeled '8%', a green segment labeled '41%', a yellow segment labeled '51%', and a grey segment on the right labeled '6%'.</p>

## 2 Entry composition [i](#)

There is only 1 type of molecule in this entry. The entry contains 22068 atoms, of which 0 are hydrogens and 0 are deuteriums.

In the tables below, the ZeroOcc column contains the number of atoms modelled with zero occupancy, the AltConf column contains the number of residues with at least one atom in alternate conformation and the Trace column contains the number of residues modelled with at most 2 atoms.

- Molecule 1 is a protein called GLUTAMATE DEHYDROGENASE (NADP+).

Mol	Chain	Residues	Atoms					ZeroOcc	AltConf	Trace
			Total	C	N	O	S			
1	A	467	3678	2350	619	690	19	0	0	0
1	B	467	3678	2350	619	690	19	0	0	0
1	C	467	3678	2350	619	690	19	0	0	0
1	D	467	3678	2350	619	690	19	0	0	0
1	E	467	3678	2350	619	690	19	0	0	0
1	F	467	3678	2350	619	690	19	0	0	0

There are 30 discrepancies between the modelled and reference sequences:

Chain	Residue	Modelled	Actual	Comment	Reference
A	325	ASP	GLU	conflict	UNP O96940
A	326	VAL	ILE	conflict	UNP O96940
A	327	ASP	ASN	conflict	UNP O96940
A	329	ASP	GLU	conflict	UNP O96940
A	330	GLN	ASP	conflict	UNP O96940
B	325	ASP	GLU	conflict	UNP O96940
B	326	VAL	ILE	conflict	UNP O96940
B	327	ASP	ASN	conflict	UNP O96940
B	329	ASP	GLU	conflict	UNP O96940
B	330	GLN	ASP	conflict	UNP O96940
C	325	ASP	GLU	conflict	UNP O96940
C	326	VAL	ILE	conflict	UNP O96940
C	327	ASP	ASN	conflict	UNP O96940
C	329	ASP	GLU	conflict	UNP O96940
C	330	GLN	ASP	conflict	UNP O96940
D	325	ASP	GLU	conflict	UNP O96940
D	326	VAL	ILE	conflict	UNP O96940

*Continued on next page...*

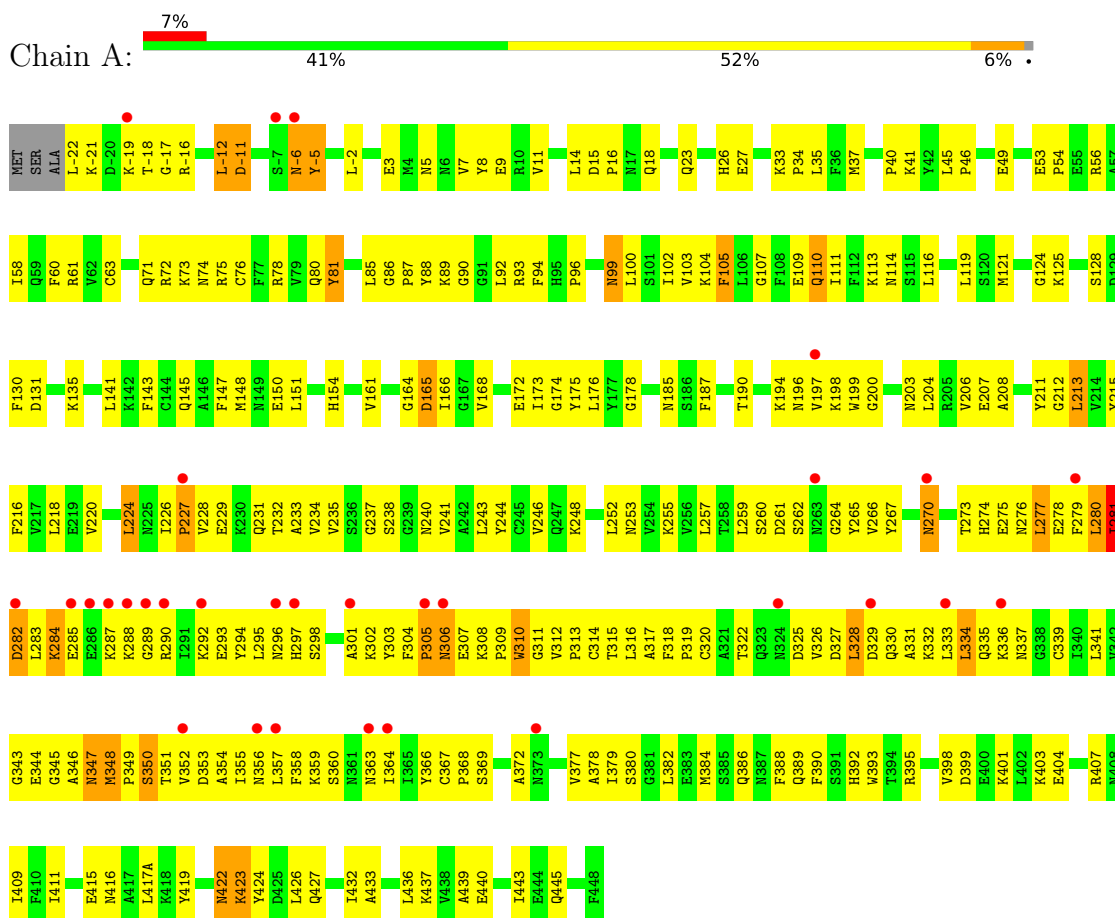
*Continued from previous page...*

Chain	Residue	Modelled	Actual	Comment	Reference
D	327	ASP	ASN	conflict	UNP O96940
D	329	ASP	GLU	conflict	UNP O96940
D	330	GLN	ASP	conflict	UNP O96940
E	325	ASP	GLU	conflict	UNP O96940
E	326	VAL	ILE	conflict	UNP O96940
E	327	ASP	ASN	conflict	UNP O96940
E	329	ASP	GLU	conflict	UNP O96940
E	330	GLN	ASP	conflict	UNP O96940
F	325	ASP	GLU	conflict	UNP O96940
F	326	VAL	ILE	conflict	UNP O96940
F	327	ASP	ASN	conflict	UNP O96940
F	329	ASP	GLU	conflict	UNP O96940
F	330	GLN	ASP	conflict	UNP O96940

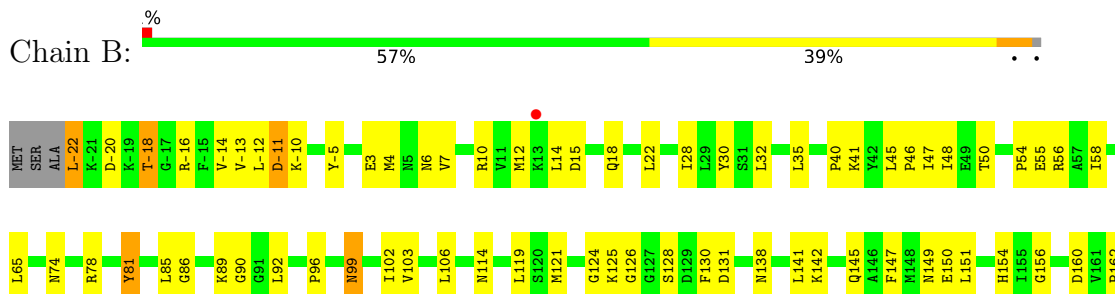
### 3 Residue-property plots

These plots are drawn for all protein, RNA, DNA and oligosaccharide chains in the entry. The first graphic for a chain summarises the proportions of the various outlier classes displayed in the second graphic. The second graphic shows the sequence view annotated by issues in geometry and electron density. Residues are color-coded according to the number of geometric quality criteria for which they contain at least one outlier: green = 0, yellow = 1, orange = 2 and red = 3 or more. A red dot above a residue indicates a poor fit to the electron density ( $RSRZ > 2$ ). Stretches of 2 or more consecutive residues without any outlier are shown as a green connector. Residues present in the sample, but not in the model, are shown in grey.

- Molecule 1: GLUTAMATE DEHYDROGENASE (NADP+)



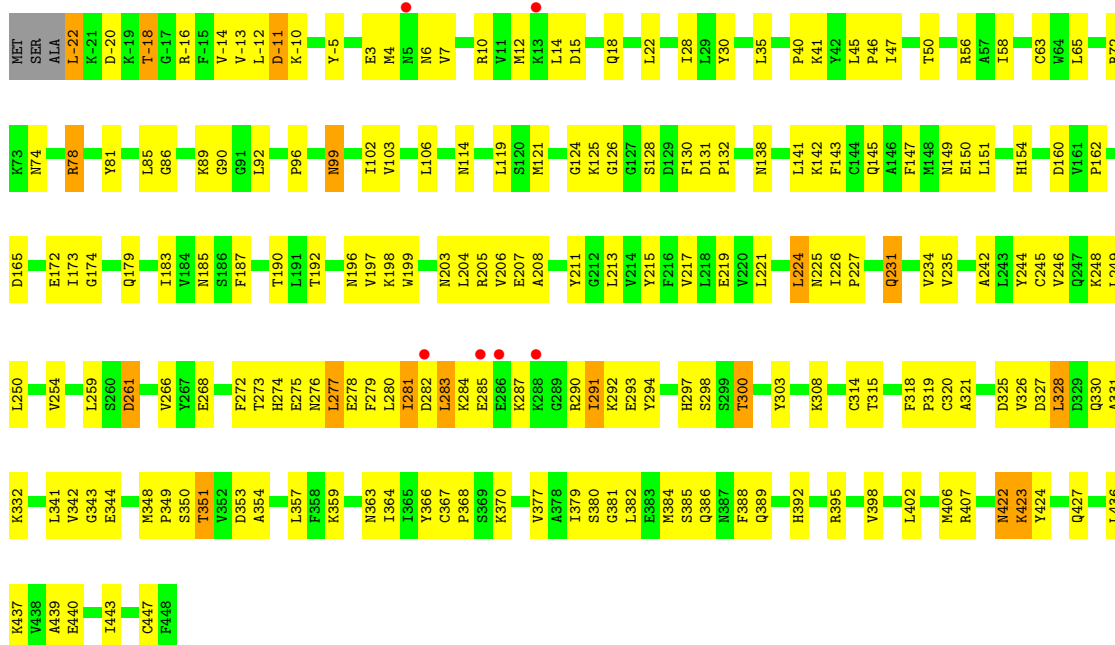
- Molecule 1: GLUTAMATE DEHYDROGENASE (NADP+)



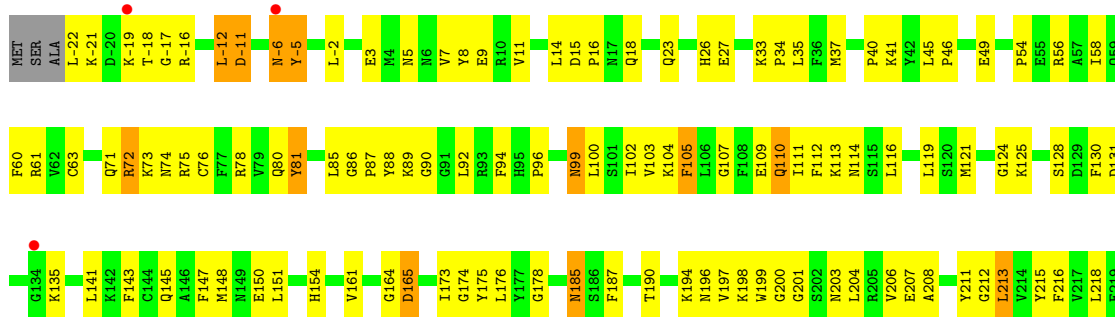
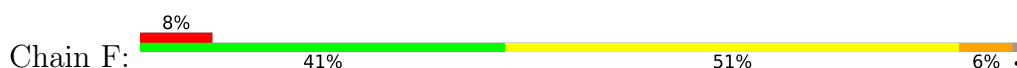




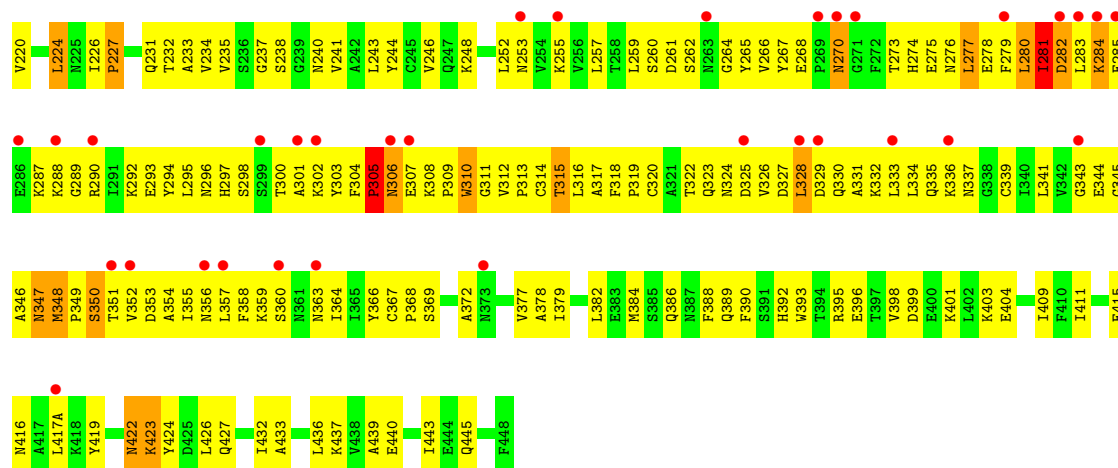
• Molecule 1: GLUTAMATE DEHYDROGENASE (NADP+)



• Molecule 1: GLUTAMATE DEHYDROGENASE (NADP+)







## 4 Data and refinement statistics i

Property	Value	Source
Space group	C 1 2 1	Depositor
Cell constants a, b, c, $\alpha$ , $\beta$ , $\gamma$	167.61Å 96.85Å 196.19Å 90.00° 91.72° 90.00°	Depositor
Resolution (Å)	100.00 – 2.70 19.94 – 2.70	Depositor EDS
% Data completeness (in resolution range)	91.2 (100.00-2.70) 91.4 (19.94-2.70)	Depositor EDS
$R_{merge}$	0.12	Depositor
$R_{sym}$	(Not available)	Depositor
$\langle I/\sigma(I) \rangle$ <sup>1</sup>	3.00 (at 2.71Å)	Xtriage
Refinement program	CNS 1.0	Depositor
R, $R_{free}$	0.249 , 0.277 0.246 , 0.275	Depositor DCC
$R_{free}$ test set	8223 reflections (10.03%)	wwPDB-VP
Wilson B-factor (Å <sup>2</sup> )	38.8	Xtriage
Anisotropy	0.145	Xtriage
Bulk solvent $k_{sol}$ (e/Å <sup>3</sup> ), $B_{sol}$ (Å <sup>2</sup> )	0.34 , 43.7	EDS
L-test for twinning <sup>2</sup>	$\langle  L  \rangle = 0.49$ , $\langle L^2 \rangle = 0.32$	Xtriage
Estimated twinning fraction	0.016 for -1/2*h+3/2*k,1/2*h+1/2*k,-l 0.013 for -1/2*h-3/2*k,-1/2*h+1/2*k,-l 0.078 for 1/2*h+3/2*k,1/2*h-1/2*k,-l 0.065 for 1/2*h-3/2*k,-1/2*h-1/2*k,-l 0.016 for -h,-k,l	Xtriage
$F_o, F_c$ correlation	0.90	EDS
Total number of atoms	22068	wwPDB-VP
Average B, all atoms (Å <sup>2</sup> )	37.0	wwPDB-VP

Xtriage's analysis on translational NCS is as follows: *The largest off-origin peak in the Patterson function is 4.47% of the height of the origin peak. No significant pseudotranslation is detected.*

<sup>1</sup>Intensities estimated from amplitudes.

<sup>2</sup>Theoretical values of  $\langle |L| \rangle$ ,  $\langle L^2 \rangle$  for acentric reflections are 0.5, 0.333 respectively for untwinned datasets, and 0.375, 0.2 for perfectly twinned datasets.

## 5 Model quality [i](#)

### 5.1 Standard geometry [i](#)

The Z score for a bond length (or angle) is the number of standard deviations the observed value is removed from the expected value. A bond length (or angle) with  $|Z| > 5$  is considered an outlier worth inspection. RMSZ is the root-mean-square of all Z scores of the bond lengths (or angles).

Mol	Chain	Bond lengths		Bond angles	
		RMSZ	# Z  >5	RMSZ	# Z  >5
1	A	0.46	0/3756	0.63	0/5070
1	B	0.43	0/3756	0.63	0/5070
1	C	0.46	0/3756	0.63	0/5070
1	D	0.44	0/3756	0.63	0/5070
1	E	0.44	0/3756	0.63	0/5070
1	F	0.47	0/3756	0.63	0/5070
All	All	0.45	0/22536	0.63	0/30420

There are no bond length outliers.

There are no bond angle outliers.

There are no chirality outliers.

There are no planarity outliers.

### 5.2 Too-close contacts [i](#)

In the following table, the Non-H and H(model) columns list the number of non-hydrogen atoms and hydrogen atoms in the chain respectively. The H(added) column lists the number of hydrogen atoms added and optimized by MolProbity. The Clashes column lists the number of clashes within the asymmetric unit, whereas Symm-Clashes lists symmetry-related clashes.

Mol	Chain	Non-H	H(model)	H(added)	Clashes	Symm-Clashes
1	A	3678	0	3656	303	0
1	B	3678	0	3656	201	0
1	C	3678	0	3656	292	0
1	D	3678	0	3656	198	0
1	E	3678	0	3656	203	0
1	F	3678	0	3656	302	0
All	All	22068	0	21936	1430	0

The all-atom clashscore is defined as the number of clashes found per 1000 atoms (including hydrogen atoms). The all-atom clashscore for this structure is 32.

All (1430) close contacts within the same asymmetric unit are listed below, sorted by their clash magnitude.

Atom-1	Atom-2	Interatomic distance (Å)	Clash overlap (Å)
1:E:281:ILE:HG23	1:E:282:ASP:H	1.14	1.11
1:D:281:ILE:HG23	1:D:282:ASP:H	1.14	1.08
1:B:281:ILE:HG23	1:B:282:ASP:H	1.13	1.06
1:A:277:LEU:O	1:A:281:ILE:HG22	1.62	0.99
1:C:277:LEU:O	1:C:281:ILE:HG22	1.62	0.99
1:C:246:VAL:HG21	1:C:259:LEU:HD21	1.44	0.98
1:A:246:VAL:HG21	1:A:259:LEU:HD21	1.44	0.98
1:F:277:LEU:O	1:F:281:ILE:HG22	1.64	0.97
1:E:6:ASN:HB3	1:E:10:ARG:HH12	1.31	0.96
1:D:327:ASP:H	1:D:330:GLN:NE2	1.63	0.96
1:B:6:ASN:HB3	1:B:10:ARG:HH12	1.31	0.95
1:B:327:ASP:H	1:B:330:GLN:NE2	1.63	0.95
1:D:6:ASN:HB3	1:D:10:ARG:HH12	1.31	0.94
1:F:246:VAL:HG21	1:F:259:LEU:HD21	1.44	0.94
1:E:327:ASP:H	1:E:330:GLN:NE2	1.65	0.93
1:B:-18:THR:HG23	1:B:-16:ARG:H	1.32	0.93
1:D:-18:THR:HG23	1:D:-16:ARG:H	1.31	0.93
1:B:208:ALA:HB2	1:B:379:ILE:HG13	1.51	0.93
1:D:208:ALA:HB2	1:D:379:ILE:HG13	1.51	0.93
1:B:259:LEU:HD12	1:B:280:LEU:HD13	1.50	0.92
1:E:208:ALA:HB2	1:E:379:ILE:HG13	1.53	0.90
1:E:-18:THR:HG23	1:E:-16:ARG:H	1.34	0.90
1:E:259:LEU:HD12	1:E:280:LEU:HD13	1.51	0.90
1:F:90:GLY:HA3	1:F:124:GLY:O	1.72	0.89
1:D:259:LEU:HD12	1:D:280:LEU:HD13	1.52	0.89
1:A:90:GLY:HA3	1:A:124:GLY:O	1.74	0.88
1:B:281:ILE:HG23	1:B:282:ASP:N	1.88	0.87
1:C:90:GLY:HA3	1:C:124:GLY:O	1.72	0.86
1:D:281:ILE:HG23	1:D:282:ASP:N	1.89	0.86
1:A:266:VAL:HG21	1:A:294:TYR:HD1	1.40	0.85
1:A:417(A):LEU:HD13	1:A:423:LYS:HB2	1.58	0.85
1:E:281:ILE:HG23	1:E:282:ASP:N	1.89	0.85
1:C:196:ASN:HD21	1:C:198:LYS:HZ3	1.21	0.85
1:F:266:VAL:HG21	1:F:294:TYR:HD1	1.42	0.85
1:F:313:PRO:HG3	1:F:337:ASN:HD22	1.42	0.85
1:A:259:LEU:HD12	1:A:280:LEU:HD13	1.59	0.85
1:F:417(A):LEU:HD13	1:F:423:LYS:HB2	1.57	0.84
1:C:313:PRO:HG3	1:C:337:ASN:HD22	1.42	0.84
1:A:313:PRO:HG3	1:A:337:ASN:HD22	1.43	0.84
1:A:379:ILE:HD13	1:A:382:LEU:HD12	1.59	0.84

*Continued on next page...*

*Continued from previous page...*

Atom-1	Atom-2	Interatomic distance (Å)	Clash overlap (Å)
1:F:351:THR:HG22	1:F:353:ASP:H	1.43	0.84
1:F:259:LEU:HD12	1:F:280:LEU:HD13	1.60	0.84
1:F:99:ASN:ND2	1:F:102:ILE:H	1.76	0.84
1:C:7:VAL:HG13	1:C:49:GLU:HG3	1.60	0.83
1:A:99:ASN:ND2	1:A:102:ILE:H	1.76	0.83
1:C:417(A):LEU:HD13	1:C:423:LYS:HB2	1.58	0.83
1:C:99:ASN:ND2	1:C:102:ILE:H	1.76	0.83
1:F:7:VAL:HG13	1:F:49:GLU:HG3	1.60	0.83
1:C:266:VAL:HG21	1:C:294:TYR:HD1	1.43	0.82
1:A:283:LEU:O	1:A:287:LYS:HB3	1.78	0.82
1:F:99:ASN:HD21	1:F:102:ILE:H	1.27	0.82
1:C:259:LEU:HD12	1:C:280:LEU:HD13	1.60	0.82
1:C:308:LYS:HD2	1:C:330:GLN:OE1	1.80	0.82
1:C:351:THR:HG22	1:C:353:ASP:H	1.44	0.82
1:F:5:ASN:O	1:F:9:GLU:HG2	1.78	0.82
1:A:5:ASN:O	1:A:9:GLU:HG2	1.80	0.82
1:A:351:THR:HG22	1:A:353:ASP:H	1.45	0.82
1:F:283:LEU:O	1:F:287:LYS:HB3	1.80	0.82
1:F:308:LYS:HD2	1:F:330:GLN:OE1	1.79	0.81
1:C:99:ASN:HD21	1:C:102:ILE:H	1.29	0.81
1:A:7:VAL:HG13	1:A:49:GLU:HG3	1.62	0.81
1:A:266:VAL:HG21	1:A:294:TYR:CD1	2.14	0.81
1:F:379:ILE:HD13	1:F:382:LEU:HD12	1.60	0.81
1:C:5:ASN:O	1:C:9:GLU:HG2	1.79	0.81
1:C:283:LEU:O	1:C:287:LYS:HB3	1.81	0.81
1:E:266:VAL:HG21	1:E:294:TYR:HD1	1.45	0.81
1:F:280:LEU:HA	1:F:284:LYS:NZ	1.95	0.81
1:B:266:VAL:HG21	1:B:294:TYR:HD1	1.46	0.81
1:C:280:LEU:HA	1:C:284:LYS:CE	2.11	0.80
1:F:280:LEU:HA	1:F:284:LYS:CE	2.11	0.80
1:C:266:VAL:HG21	1:C:294:TYR:CD1	2.16	0.80
1:F:96:PRO:HG3	1:F:131:ASP:HB2	1.62	0.80
1:A:280:LEU:HA	1:A:284:LYS:CE	2.12	0.80
1:C:96:PRO:HG3	1:C:131:ASP:HB2	1.63	0.80
1:A:99:ASN:HD21	1:A:102:ILE:H	1.29	0.80
1:A:280:LEU:HA	1:A:284:LYS:NZ	1.94	0.80
1:C:280:LEU:HA	1:C:284:LYS:NZ	1.96	0.80
1:F:266:VAL:HG21	1:F:294:TYR:CD1	2.15	0.80
1:C:379:ILE:HD13	1:C:382:LEU:HD12	1.62	0.80
1:A:308:LYS:HD2	1:A:330:GLN:OE1	1.81	0.79
1:A:96:PRO:HG3	1:A:131:ASP:HB2	1.65	0.79

*Continued on next page...*

*Continued from previous page...*

Atom-1	Atom-2	Interatomic distance (Å)	Clash overlap (Å)
1:D:266:VAL:HG21	1:D:294:TYR:HD1	1.46	0.79
1:E:351:THR:HG22	1:E:354:ALA:H	1.48	0.79
1:F:99:ASN:HD22	1:F:99:ASN:C	1.87	0.79
1:A:292:LYS:HG2	1:A:303:TYR:CE1	2.18	0.79
1:A:328:LEU:HG	1:A:353:ASP:HB3	1.65	0.78
1:C:292:LYS:HG2	1:C:303:TYR:CE1	2.18	0.78
1:A:15:ASP:HB3	1:A:18:GLN:HG3	1.66	0.78
1:C:328:LEU:HG	1:C:353:ASP:HB3	1.63	0.78
1:F:292:LYS:HG2	1:F:303:TYR:CE1	2.18	0.78
1:F:328:LEU:HG	1:F:353:ASP:HB3	1.64	0.78
1:B:351:THR:HG22	1:B:354:ALA:H	1.48	0.78
1:C:15:ASP:HB3	1:C:18:GLN:HG3	1.64	0.78
1:A:379:ILE:HD11	1:A:398:VAL:CG1	2.14	0.78
1:D:351:THR:HG22	1:D:354:ALA:H	1.48	0.78
1:F:379:ILE:HD11	1:F:398:VAL:CG1	2.15	0.77
1:F:15:ASP:HB3	1:F:18:GLN:HG3	1.66	0.76
1:A:99:ASN:C	1:A:99:ASN:HD22	1.87	0.76
1:D:266:VAL:HG21	1:D:294:TYR:CD1	2.21	0.76
1:C:379:ILE:HD11	1:C:398:VAL:CG1	2.15	0.76
1:C:99:ASN:C	1:C:99:ASN:HD22	1.87	0.76
1:C:333:LEU:HA	1:C:336:LYS:HE2	1.68	0.76
1:E:422:ASN:O	1:E:423:LYS:HB3	1.85	0.75
1:A:343:GLY:HA2	1:A:367:CYS:HB2	1.68	0.75
1:C:196:ASN:HD21	1:C:198:LYS:NZ	1.85	0.75
1:E:266:VAL:HG21	1:E:294:TYR:CD1	2.21	0.75
1:D:281:ILE:CG2	1:D:282:ASP:H	1.98	0.75
1:C:273:THR:HG22	1:C:275:GLU:H	1.52	0.74
1:F:204:LEU:HA	1:F:207:GLU:OE2	1.87	0.74
1:A:196:ASN:HD21	1:A:198:LYS:NZ	1.85	0.74
1:A:196:ASN:HD21	1:A:198:LYS:HZ3	1.32	0.74
1:B:281:ILE:CG2	1:B:282:ASP:H	1.97	0.74
1:B:266:VAL:HG21	1:B:294:TYR:CD1	2.21	0.74
1:E:281:ILE:CG2	1:E:282:ASP:H	1.97	0.74
1:F:333:LEU:HA	1:F:336:LYS:HE2	1.68	0.74
1:B:422:ASN:O	1:B:423:LYS:HB3	1.87	0.74
1:D:114:ASN:ND2	1:D:377:VAL:HG11	2.03	0.74
1:D:284:LYS:HD3	1:D:293:GLU:HB2	1.70	0.74
1:A:333:LEU:HA	1:A:336:LYS:HE2	1.70	0.74
1:C:204:LEU:HA	1:C:207:GLU:OE2	1.87	0.74
1:B:234:VAL:HG23	1:B:314:CYS:HB3	1.70	0.73
1:C:390:PHE:HB2	1:F:388:PHE:HD1	1.53	0.73

*Continued on next page...*

*Continued from previous page...*

Atom-1	Atom-2	Interatomic distance (Å)	Clash overlap (Å)
1:D:422:ASN:O	1:D:423:LYS:HB3	1.86	0.73
1:E:284:LYS:HD3	1:E:293:GLU:HB2	1.70	0.73
1:F:41:LYS:O	1:F:46:PRO:HD2	1.88	0.73
1:F:273:THR:HG22	1:F:275:GLU:H	1.52	0.73
1:F:326:VAL:HA	1:F:330:GLN:NE2	2.04	0.73
1:A:390:PHE:HB2	1:C:388:PHE:HD1	1.53	0.73
1:C:273:THR:HG22	1:C:275:GLU:N	2.03	0.73
1:A:41:LYS:O	1:A:46:PRO:HD2	1.89	0.73
1:F:114:ASN:ND2	1:F:377:VAL:HG11	2.03	0.73
1:A:204:LEU:HA	1:A:207:GLU:OE2	1.87	0.73
1:A:284:LYS:HZ3	1:A:284:LYS:H	1.36	0.73
1:F:343:GLY:HA2	1:F:367:CYS:HB2	1.68	0.73
1:B:284:LYS:HD3	1:B:293:GLU:HB2	1.71	0.73
1:F:273:THR:HG22	1:F:275:GLU:N	2.03	0.73
1:A:273:THR:HG22	1:A:275:GLU:H	1.53	0.72
1:C:343:GLY:HA2	1:C:367:CYS:HB2	1.69	0.72
1:C:41:LYS:O	1:C:46:PRO:HD2	1.90	0.72
1:C:235:VAL:HG22	1:C:318:PHE:HB2	1.71	0.72
1:E:234:VAL:HG23	1:E:314:CYS:HB3	1.71	0.72
1:F:196:ASN:HD21	1:F:198:LYS:NZ	1.85	0.72
1:D:277:LEU:O	1:D:281:ILE:HG22	1.88	0.72
1:B:348:MET:HG3	1:B:348:MET:O	1.90	0.72
1:C:208:ALA:HB2	1:C:379:ILE:HG13	1.70	0.72
1:E:282:ASP:O	1:E:283:LEU:HG	1.90	0.72
1:A:92:LEU:O	1:A:165:ASP:HB3	1.90	0.72
1:B:114:ASN:ND2	1:B:377:VAL:HG11	2.04	0.72
1:B:282:ASP:O	1:B:283:LEU:HG	1.90	0.72
1:A:273:THR:HG22	1:A:275:GLU:N	2.04	0.71
1:C:274:HIS:O	1:C:278:GLU:HG2	1.90	0.71
1:C:326:VAL:HA	1:C:330:GLN:NE2	2.05	0.71
1:C:114:ASN:ND2	1:C:377:VAL:HG11	2.04	0.71
1:F:196:ASN:HD21	1:F:198:LYS:HZ3	1.37	0.71
1:F:273:THR:H	1:F:276:ASN:HB2	1.55	0.71
1:B:277:LEU:O	1:B:281:ILE:HG22	1.91	0.71
1:F:241:VAL:HG11	1:F:345:GLY:O	1.90	0.71
1:F:8:TYR:CE1	1:F:26:HIS:HB2	2.26	0.71
1:A:326:VAL:HA	1:A:330:GLN:NE2	2.05	0.71
1:D:282:ASP:O	1:D:283:LEU:HG	1.90	0.71
1:C:273:THR:H	1:C:276:ASN:HB2	1.56	0.71
1:F:284:LYS:HZ3	1:F:284:LYS:H	1.39	0.71
1:F:423:LYS:HG3	1:F:424:TYR:CE1	2.26	0.71

*Continued on next page...*

*Continued from previous page...*

Atom-1	Atom-2	Interatomic distance (Å)	Clash overlap (Å)
1:A:208:ALA:HB2	1:A:379:ILE:HG13	1.72	0.71
1:C:241:VAL:HG11	1:C:345:GLY:O	1.90	0.71
1:A:423:LYS:HG3	1:A:424:TYR:CE1	2.25	0.71
1:C:33:LYS:O	1:C:37:MET:HG2	1.91	0.71
1:E:114:ASN:ND2	1:E:377:VAL:HG11	2.05	0.71
1:F:208:ALA:HB2	1:F:379:ILE:HG13	1.72	0.71
1:A:241:VAL:HG11	1:A:345:GLY:O	1.91	0.70
1:B:6:ASN:HB3	1:B:10:ARG:NH1	2.05	0.70
1:A:388:PHE:HD1	1:F:390:PHE:HB2	1.56	0.70
1:A:114:ASN:ND2	1:A:377:VAL:HG11	2.07	0.70
1:C:423:LYS:HG3	1:C:424:TYR:CE1	2.26	0.70
1:A:274:HIS:O	1:A:278:GLU:HG2	1.92	0.70
1:E:277:LEU:O	1:E:281:ILE:HG22	1.91	0.70
1:C:344:GLU:OE2	1:C:369:SER:HB2	1.92	0.70
1:D:6:ASN:HB3	1:D:10:ARG:NH1	2.05	0.70
1:E:348:MET:O	1:E:348:MET:HG3	1.91	0.70
1:F:92:LEU:O	1:F:165:ASP:HB3	1.92	0.70
1:F:280:LEU:HD23	1:F:284:LYS:CE	2.22	0.70
1:C:313:PRO:HB3	1:C:337:ASN:HB3	1.74	0.69
1:B:278:GLU:HA	1:B:281:ILE:CG2	2.23	0.69
1:A:273:THR:H	1:A:276:ASN:HB2	1.57	0.69
1:D:234:VAL:HG23	1:D:314:CYS:HB3	1.74	0.69
1:F:326:VAL:HA	1:F:330:GLN:HE22	1.55	0.69
1:B:114:ASN:HD22	1:B:377:VAL:HG11	1.57	0.69
1:B:246:VAL:HG21	1:B:259:LEU:HD21	1.75	0.69
1:C:326:VAL:HA	1:C:330:GLN:HE22	1.55	0.69
1:D:246:VAL:HG21	1:D:259:LEU:HD21	1.74	0.69
1:E:-10:LYS:HG3	1:E:-5:TYR:CE2	2.28	0.69
1:A:344:GLU:OE2	1:A:369:SER:HB2	1.92	0.69
1:D:327:ASP:N	1:D:330:GLN:NE2	2.40	0.69
1:D:348:MET:O	1:D:348:MET:HG3	1.91	0.69
1:C:8:TYR:CE1	1:C:26:HIS:HB2	2.27	0.69
1:A:280:LEU:HD23	1:A:284:LYS:CE	2.23	0.69
1:F:33:LYS:O	1:F:37:MET:HG2	1.93	0.69
1:F:313:PRO:HG3	1:F:337:ASN:ND2	2.07	0.69
1:F:344:GLU:OE2	1:F:369:SER:HB2	1.93	0.69
1:C:313:PRO:HG3	1:C:337:ASN:ND2	2.07	0.69
1:C:280:LEU:HD23	1:C:284:LYS:CE	2.23	0.68
1:A:235:VAL:HG22	1:A:318:PHE:HB2	1.74	0.68
1:D:-5:TYR:OH	1:D:40:PRO:HG3	1.93	0.68
1:D:278:GLU:HA	1:D:281:ILE:CG2	2.23	0.68

*Continued on next page...*



*Continued from previous page...*

Atom-1	Atom-2	Interatomic distance (Å)	Clash overlap (Å)
1:E:278:GLU:HA	1:E:281:ILE:CG2	2.23	0.68
1:E:114:ASN:HD22	1:E:377:VAL:HG11	1.58	0.68
1:F:148:MET:HB2	1:F:176:LEU:HD23	1.75	0.68
1:F:235:VAL:HG22	1:F:318:PHE:HB2	1.75	0.68
1:F:313:PRO:HB3	1:F:337:ASN:HB3	1.75	0.68
1:E:351:THR:CG2	1:E:354:ALA:H	2.06	0.68
1:F:274:HIS:O	1:F:278:GLU:HG2	1.94	0.68
1:C:23:GLN:O	1:C:27:GLU:HB2	1.94	0.68
1:C:284:LYS:NZ	1:C:284:LYS:H	1.91	0.68
1:D:351:THR:CG2	1:D:354:ALA:H	2.06	0.68
1:E:-5:TYR:OH	1:E:40:PRO:HG3	1.94	0.68
1:F:280:LEU:HD23	1:F:284:LYS:HE3	1.74	0.68
1:A:33:LYS:O	1:A:37:MET:HG2	1.93	0.68
1:A:280:LEU:HD23	1:A:284:LYS:HE3	1.75	0.68
1:C:265:TYR:CG	1:C:309:PRO:HG3	2.28	0.68
1:E:6:ASN:HB3	1:E:10:ARG:NH1	2.06	0.68
1:F:265:TYR:CE2	1:F:304:PHE:HB2	2.29	0.68
1:F:73:LYS:HG2	1:F:74:ASN:N	2.09	0.68
1:B:-5:TYR:OH	1:B:40:PRO:HG3	1.94	0.67
1:C:234:VAL:HG23	1:C:314:CYS:HB3	1.76	0.67
1:A:8:TYR:CE1	1:A:26:HIS:HB2	2.28	0.67
1:C:280:LEU:HD23	1:C:284:LYS:HE3	1.76	0.67
1:A:326:VAL:HA	1:A:330:GLN:HE22	1.57	0.67
1:D:114:ASN:HD22	1:D:377:VAL:HG11	1.57	0.67
1:D:327:ASP:H	1:D:330:GLN:HE21	1.43	0.67
1:E:246:VAL:HG21	1:E:259:LEU:HD21	1.75	0.67
1:F:-18:THR:HG22	1:F:-16:ARG:HB2	1.77	0.67
1:C:73:LYS:HG2	1:C:74:ASN:N	2.08	0.67
1:C:92:LEU:O	1:C:165:ASP:HB3	1.94	0.67
1:A:313:PRO:HG3	1:A:337:ASN:ND2	2.08	0.67
1:B:235:VAL:HG22	1:B:318:PHE:HB2	1.77	0.67
1:B:351:THR:CG2	1:B:354:ALA:H	2.06	0.67
1:C:266:VAL:HG22	1:C:267:TYR:N	2.10	0.67
1:F:234:VAL:HG23	1:F:314:CYS:HB3	1.77	0.67
1:F:265:TYR:CG	1:F:309:PRO:HG3	2.30	0.67
1:F:284:LYS:NZ	1:F:284:LYS:H	1.93	0.67
1:A:265:TYR:CG	1:A:309:PRO:HG3	2.29	0.67
1:B:279:PHE:O	1:B:283:LEU:HB2	1.95	0.67
1:C:265:TYR:CE2	1:C:304:PHE:HB2	2.30	0.67
1:F:310:TRP:HB3	1:F:334:LEU:HD11	1.76	0.67
1:A:310:TRP:HB3	1:A:334:LEU:HD11	1.77	0.67

*Continued on next page...*

*Continued from previous page...*

Atom-1	Atom-2	Interatomic distance (Å)	Clash overlap (Å)
1:C:148:MET:HB2	1:C:176:LEU:HD23	1.76	0.67
1:A:73:LYS:HG2	1:A:74:ASN:N	2.10	0.66
1:D:90:GLY:HA3	1:D:124:GLY:O	1.95	0.66
1:F:23:GLN:O	1:F:27:GLU:HB2	1.93	0.66
1:A:23:GLN:O	1:A:27:GLU:HB2	1.95	0.66
1:C:-18:THR:HG22	1:C:-16:ARG:HB2	1.77	0.66
1:F:215:TYR:OH	1:F:248:LYS:HE2	1.95	0.66
1:A:148:MET:HB2	1:A:176:LEU:HD23	1.76	0.66
1:D:377:VAL:O	1:D:380:SER:HB3	1.95	0.66
1:A:313:PRO:HB3	1:A:337:ASN:HB3	1.75	0.66
1:C:284:LYS:H	1:C:284:LYS:HZ3	1.43	0.66
1:A:284:LYS:NZ	1:A:284:LYS:H	1.93	0.66
1:B:327:ASP:H	1:B:330:GLN:HE21	1.44	0.66
1:D:-10:LYS:HG3	1:D:-5:TYR:CE2	2.29	0.66
1:B:-10:LYS:HG3	1:B:-5:TYR:CE2	2.30	0.66
1:C:-18:THR:CG2	1:C:-16:ARG:HB2	2.26	0.66
1:F:327:ASP:O	1:F:354:ALA:HB2	1.95	0.66
1:C:327:ASP:O	1:C:354:ALA:HB2	1.96	0.66
1:F:266:VAL:HG22	1:F:267:TYR:N	2.10	0.66
1:A:234:VAL:HG23	1:A:314:CYS:HB3	1.78	0.66
1:E:235:VAL:HG22	1:E:318:PHE:HB2	1.78	0.66
1:B:208:ALA:CB	1:B:379:ILE:HG13	2.26	0.65
1:B:90:GLY:HA3	1:B:124:GLY:O	1.95	0.65
1:B:327:ASP:N	1:B:330:GLN:NE2	2.40	0.65
1:C:215:TYR:OH	1:C:248:LYS:HE2	1.96	0.65
1:B:149:ASN:ND2	1:B:183:ILE:HD11	2.12	0.65
1:D:235:VAL:HG22	1:D:318:PHE:HB2	1.79	0.65
1:C:206:VAL:HG13	1:C:240:ASN:OD1	1.96	0.65
1:E:279:PHE:O	1:E:283:LEU:HB2	1.97	0.65
1:A:206:VAL:HG13	1:A:240:ASN:OD1	1.97	0.65
1:A:266:VAL:HG22	1:A:267:TYR:N	2.12	0.65
1:E:90:GLY:HA3	1:E:124:GLY:O	1.97	0.65
1:A:215:TYR:OH	1:A:248:LYS:HE2	1.97	0.65
1:C:310:TRP:HB3	1:C:334:LEU:HD11	1.77	0.65
1:D:215:TYR:OH	1:D:248:LYS:HE2	1.97	0.65
1:E:377:VAL:O	1:E:380:SER:HB3	1.97	0.65
1:A:-18:THR:HG22	1:A:-16:ARG:HB2	1.78	0.64
1:A:327:ASP:O	1:A:354:ALA:HB2	1.96	0.64
1:B:259:LEU:CD1	1:B:280:LEU:HD13	2.27	0.64
1:C:266:VAL:HG22	1:C:267:TYR:H	1.62	0.64
1:C:237:GLY:N	1:C:260:SER:OG	2.31	0.64

*Continued on next page...*

*Continued from previous page...*

Atom-1	Atom-2	Interatomic distance (Å)	Clash overlap (Å)
1:C:273:THR:HB	1:C:276:ASN:CG	2.18	0.64
1:D:279:PHE:O	1:D:283:LEU:HB2	1.97	0.64
1:A:196:ASN:ND2	1:A:198:LYS:NZ	2.45	0.64
1:D:149:ASN:ND2	1:D:183:ILE:HD11	2.12	0.64
1:F:273:THR:HB	1:F:276:ASN:CG	2.17	0.64
1:F:330:GLN:O	1:F:334:LEU:HD12	1.97	0.64
1:A:-18:THR:CG2	1:A:-16:ARG:HB2	2.28	0.64
1:C:196:ASN:ND2	1:C:198:LYS:NZ	2.45	0.64
1:E:149:ASN:ND2	1:E:183:ILE:HD11	2.12	0.64
1:F:-18:THR:CG2	1:F:-16:ARG:HB2	2.26	0.64
1:B:377:VAL:O	1:B:380:SER:HB3	1.97	0.64
1:F:206:VAL:HG13	1:F:240:ASN:OD1	1.98	0.64
1:D:326:VAL:HA	1:D:330:GLN:NE2	2.13	0.64
1:A:273:THR:HB	1:A:276:ASN:CG	2.19	0.63
1:E:74:ASN:ND2	1:E:130:PHE:HA	2.12	0.63
1:B:279:PHE:HB3	1:B:297:HIS:CD2	2.34	0.63
1:E:215:TYR:OH	1:E:248:LYS:HE2	1.99	0.63
1:D:208:ALA:CB	1:D:379:ILE:HG13	2.26	0.63
1:E:326:VAL:HA	1:E:330:GLN:NE2	2.14	0.63
1:E:344:GLU:OE1	1:E:349:PRO:HD2	1.99	0.63
1:A:237:GLY:N	1:A:260:SER:OG	2.31	0.63
1:A:265:TYR:CE2	1:A:304:PHE:HB2	2.33	0.63
1:A:423:LYS:HG3	1:A:424:TYR:CD1	2.32	0.63
1:F:196:ASN:ND2	1:F:198:LYS:NZ	2.46	0.63
1:F:266:VAL:HG22	1:F:267:TYR:H	1.62	0.63
1:B:326:VAL:HA	1:B:330:GLN:NE2	2.13	0.63
1:D:47:ILE:HD11	1:D:443:ILE:HD11	1.80	0.63
1:D:99:ASN:ND2	1:D:102:ILE:H	1.96	0.63
1:F:423:LYS:HG3	1:F:424:TYR:CD1	2.34	0.63
1:A:327:ASP:H	1:A:330:GLN:NE2	1.97	0.63
1:B:215:TYR:OH	1:B:248:LYS:HE2	1.99	0.63
1:E:279:PHE:HB3	1:E:297:HIS:CD2	2.34	0.63
1:D:-10:LYS:HA	1:D:-5:TYR:CD1	2.34	0.63
1:F:237:GLY:N	1:F:260:SER:OG	2.32	0.63
1:C:119:LEU:HB2	1:C:121:MET:HE2	1.81	0.63
1:D:278:GLU:HA	1:D:281:ILE:HG22	1.81	0.63
1:E:327:ASP:H	1:E:330:GLN:HE21	1.46	0.62
1:B:74:ASN:ND2	1:B:130:PHE:HA	2.13	0.62
1:B:99:ASN:ND2	1:B:102:ILE:H	1.97	0.62
1:B:278:GLU:HA	1:B:281:ILE:HG22	1.80	0.62
1:C:368:PRO:CG	1:C:427:GLN:HA	2.30	0.62

*Continued on next page...*

*Continued from previous page...*

Atom-1	Atom-2	Interatomic distance (Å)	Clash overlap (Å)
1:E:327:ASP:N	1:E:330:GLN:NE2	2.42	0.62
1:A:287:LYS:HG2	1:A:287:LYS:O	1.99	0.62
1:B:-10:LYS:HA	1:B:-5:TYR:CD1	2.34	0.62
1:E:-10:LYS:HA	1:E:-5:TYR:CD1	2.34	0.62
1:F:119:LEU:HB2	1:F:121:MET:HE2	1.80	0.62
1:F:282:ASP:O	1:F:283:LEU:HD23	1.99	0.62
1:C:331:ALA:O	1:C:335:GLN:HB2	1.99	0.62
1:A:368:PRO:CG	1:A:427:GLN:HA	2.29	0.62
1:E:259:LEU:CD1	1:E:280:LEU:HD13	2.27	0.62
1:A:266:VAL:HG22	1:A:267:TYR:H	1.63	0.62
1:C:282:ASP:O	1:C:283:LEU:HD23	1.99	0.62
1:C:327:ASP:H	1:C:330:GLN:NE2	1.97	0.62
1:E:74:ASN:HD21	1:E:130:PHE:HA	1.65	0.62
1:E:278:GLU:HA	1:E:281:ILE:HG22	1.81	0.62
1:D:344:GLU:OE1	1:D:349:PRO:HD2	1.98	0.62
1:F:287:LYS:O	1:F:287:LYS:HG2	2.00	0.62
1:A:282:ASP:O	1:A:283:LEU:HD23	1.99	0.62
1:C:423:LYS:HG3	1:C:424:TYR:CD1	2.35	0.62
1:A:313:PRO:CG	1:A:337:ASN:HD22	2.11	0.61
1:C:287:LYS:O	1:C:287:LYS:HG2	2.00	0.61
1:E:99:ASN:ND2	1:E:102:ILE:H	1.98	0.61
1:C:330:GLN:O	1:C:334:LEU:HD12	1.98	0.61
1:D:231:GLN:HG3	1:D:315:THR:OG1	2.00	0.61
1:D:284:LYS:HE3	1:D:291:ILE:HA	1.81	0.61
1:C:284:LYS:NZ	1:C:284:LYS:HB2	2.15	0.61
1:B:47:ILE:HD11	1:B:443:ILE:HD11	1.81	0.61
1:B:402:LEU:O	1:B:406:MET:HG2	2.00	0.61
1:D:74:ASN:ND2	1:D:130:PHE:HA	2.16	0.61
1:D:279:PHE:HB3	1:D:297:HIS:CD2	2.35	0.61
1:F:313:PRO:CG	1:F:337:ASN:HD22	2.10	0.61
1:B:284:LYS:HE3	1:B:291:ILE:HA	1.81	0.61
1:D:402:LEU:O	1:D:406:MET:HG2	2.01	0.61
1:F:277:LEU:HA	1:F:280:LEU:HD12	1.82	0.61
1:F:368:PRO:CG	1:F:427:GLN:HA	2.30	0.61
1:A:150:GLU:OE1	1:E:56:ARG:HD3	2.00	0.61
1:A:110:GLN:HE22	1:A:114:ASN:HD21	1.49	0.61
1:A:331:ALA:O	1:A:335:GLN:HB2	2.00	0.61
1:A:379:ILE:HD11	1:A:398:VAL:HG13	1.81	0.61
1:E:47:ILE:HD11	1:E:443:ILE:HD11	1.82	0.61
1:E:231:GLN:HG3	1:E:315:THR:OG1	2.00	0.61
1:E:279:PHE:CD1	1:E:297:HIS:HB3	2.36	0.61

*Continued on next page...*

*Continued from previous page...*

Atom-1	Atom-2	Interatomic distance (Å)	Clash overlap (Å)
1:C:284:LYS:NZ	1:C:284:LYS:N	2.49	0.61
1:D:279:PHE:CD1	1:D:297:HIS:HB3	2.35	0.61
1:C:313:PRO:CG	1:C:337:ASN:HD22	2.11	0.60
1:F:331:ALA:O	1:F:335:GLN:HB2	2.01	0.60
1:B:279:PHE:CD1	1:B:297:HIS:HB3	2.36	0.60
1:E:287:LYS:O	1:E:287:LYS:HG2	2.01	0.60
1:A:56:ARG:HD3	1:E:150:GLU:OE1	2.01	0.60
1:D:290:ARG:HB3	1:D:292:LYS:HZ3	1.65	0.60
1:F:327:ASP:H	1:F:330:GLN:NE2	1.98	0.60
1:A:110:GLN:HE22	1:A:114:ASN:ND2	2.00	0.60
1:C:259:LEU:CD1	1:C:280:LEU:HD13	2.32	0.60
1:E:402:LEU:O	1:E:406:MET:HG2	2.00	0.60
1:D:-16:ARG:HB3	1:F:71:GLN:HB2	1.84	0.60
1:D:287:LYS:O	1:D:287:LYS:HG2	2.01	0.60
1:F:333:LEU:HD23	1:F:336:LYS:CE	2.31	0.60
1:A:35:LEU:HD11	1:A:436:LEU:HD21	1.84	0.60
1:A:119:LEU:HB2	1:A:121:MET:HE2	1.84	0.60
1:A:330:GLN:O	1:A:334:LEU:HD12	2.02	0.60
1:B:273:THR:HG22	1:B:275:GLU:H	1.66	0.60
1:C:368:PRO:HG3	1:C:427:GLN:HA	1.83	0.60
1:A:333:LEU:HD23	1:A:336:LYS:CE	2.31	0.60
1:A:389:GLN:HG2	1:C:389:GLN:HG2	1.82	0.60
1:C:333:LEU:HD23	1:C:336:LYS:CE	2.32	0.60
1:A:71:GLN:HB2	1:E:-16:ARG:HB3	1.84	0.59
1:B:422:ASN:C	1:B:422:ASN:HD22	2.05	0.59
1:C:379:ILE:HD11	1:C:398:VAL:HG13	1.84	0.59
1:D:422:ASN:C	1:D:422:ASN:HD22	2.06	0.59
1:B:150:GLU:OE1	1:C:56:ARG:HD3	2.02	0.59
1:C:277:LEU:HA	1:C:280:LEU:HD12	1.85	0.59
1:F:218:LEU:HD22	1:F:252:LEU:HD11	1.85	0.59
1:F:379:ILE:HD11	1:F:398:VAL:HG13	1.83	0.59
1:B:106:LEU:HB2	1:B:125:LYS:HG2	1.84	0.59
1:F:35:LEU:HD11	1:F:436:LEU:HD21	1.84	0.59
1:F:110:GLN:HE22	1:F:114:ASN:HD21	1.50	0.59
1:E:273:THR:HG22	1:E:275:GLU:H	1.67	0.59
1:E:284:LYS:HE3	1:E:291:ILE:HA	1.83	0.59
1:B:231:GLN:HG3	1:B:315:THR:OG1	2.01	0.59
1:E:106:LEU:HB2	1:E:125:LYS:HG2	1.85	0.59
1:B:351:THR:HG23	1:B:353:ASP:H	1.68	0.59
1:F:333:LEU:HD23	1:F:336:LYS:HE2	1.85	0.59
1:A:440:GLU:HB2	1:F:198:LYS:HE3	1.85	0.59

*Continued on next page...*

*Continued from previous page...*

Atom-1	Atom-2	Interatomic distance (Å)	Clash overlap (Å)
1:B:344:GLU:OE1	1:B:349:PRO:HD2	2.01	0.59
1:C:218:LEU:HD22	1:C:252:LEU:HD11	1.85	0.59
1:D:106:LEU:HB2	1:D:125:LYS:HG2	1.84	0.59
1:A:86:GLY:HA2	1:F:187:PHE:CD2	2.38	0.59
1:D:259:LEU:CD1	1:D:280:LEU:HD13	2.27	0.59
1:D:273:THR:HG22	1:D:275:GLU:H	1.66	0.59
1:E:351:THR:HG23	1:E:353:ASP:H	1.66	0.59
1:F:259:LEU:CD1	1:F:280:LEU:HD13	2.31	0.59
1:F:350:SER:HB2	1:F:366:TYR:OH	2.02	0.59
1:B:74:ASN:HD21	1:B:130:PHE:HA	1.67	0.59
1:A:368:PRO:HG3	1:A:427:GLN:HA	1.85	0.59
1:D:203:ASN:O	1:D:204:LEU:HB2	2.02	0.59
1:A:350:SER:HB2	1:A:366:TYR:OH	2.03	0.58
1:A:389:GLN:HG2	1:F:389:GLN:HG2	1.85	0.58
1:C:261:ASP:OD2	1:C:262:SER:N	2.36	0.58
1:E:203:ASN:O	1:E:204:LEU:HB2	2.03	0.58
1:E:290:ARG:HB3	1:E:292:LYS:HZ3	1.68	0.58
1:A:218:LEU:HD22	1:A:252:LEU:HD11	1.84	0.58
1:A:277:LEU:HA	1:A:280:LEU:HD12	1.86	0.58
1:B:287:LYS:O	1:B:287:LYS:HG2	2.03	0.58
1:D:150:GLU:OE1	1:F:56:ARG:HD3	2.02	0.58
1:E:208:ALA:CB	1:E:379:ILE:HG13	2.28	0.58
1:F:284:LYS:NZ	1:F:284:LYS:HB2	2.18	0.58
1:F:368:PRO:HG3	1:F:427:GLN:HA	1.85	0.58
1:A:259:LEU:CD1	1:A:280:LEU:HD13	2.31	0.58
1:A:261:ASP:OD2	1:A:262:SER:N	2.36	0.58
1:C:35:LEU:HD11	1:C:436:LEU:HD21	1.84	0.58
1:C:359:LYS:HZ3	1:C:427:GLN:HB3	1.68	0.58
1:A:294:TYR:CZ	1:A:298:SER:HB2	2.38	0.58
1:C:110:GLN:HE22	1:C:114:ASN:ND2	2.01	0.58
1:A:284:LYS:NZ	1:A:284:LYS:N	2.51	0.58
1:C:422:ASN:O	1:C:424:TYR:N	2.36	0.58
1:F:341:LEU:HD23	1:F:341:LEU:C	2.24	0.58
1:D:351:THR:HG23	1:D:353:ASP:H	1.68	0.58
1:F:279:PHE:O	1:F:283:LEU:HB2	2.03	0.58
1:A:284:LYS:NZ	1:A:284:LYS:HB2	2.18	0.58
1:F:284:LYS:NZ	1:F:284:LYS:N	2.51	0.58
1:B:-5:TYR:OH	1:B:40:PRO:CG	2.52	0.58
1:C:110:GLN:HE22	1:C:114:ASN:HD21	1.52	0.58
1:C:279:PHE:O	1:C:283:LEU:HB2	2.04	0.58
1:F:45:LEU:HB2	1:F:46:PRO:HD3	1.85	0.58

*Continued on next page...*

*Continued from previous page...*

Atom-1	Atom-2	Interatomic distance (Å)	Clash overlap (Å)
1:F:110:GLN:HE22	1:F:114:ASN:ND2	2.00	0.58
1:F:261:ASP:OD2	1:F:262:SER:N	2.37	0.58
1:A:3:GLU:HA	1:A:3:GLU:OE2	2.04	0.58
1:C:341:LEU:C	1:C:341:LEU:HD23	2.24	0.58
1:E:422:ASN:HD22	1:E:422:ASN:C	2.07	0.58
1:B:-18:THR:CG2	1:B:-16:ARG:H	2.13	0.58
1:B:204:LEU:HA	1:B:207:GLU:OE2	2.04	0.58
1:B:290:ARG:HB3	1:B:292:LYS:HZ3	1.69	0.57
1:D:-5:TYR:OH	1:D:40:PRO:CG	2.52	0.57
1:A:329:ASP:O	1:A:332:LYS:HB2	2.05	0.57
1:F:329:ASP:O	1:F:332:LYS:HB2	2.03	0.57
1:B:56:ARG:HD3	1:C:150:GLU:OE1	2.04	0.57
1:C:329:ASP:O	1:C:332:LYS:HB2	2.03	0.57
1:F:294:TYR:CZ	1:F:298:SER:HB2	2.39	0.57
1:A:-12:LEU:O	1:A:-11:ASP:CB	2.52	0.57
1:A:333:LEU:HD23	1:A:336:LYS:HE2	1.86	0.57
1:C:45:LEU:HB2	1:C:46:PRO:HD3	1.85	0.57
1:D:47:ILE:CD1	1:D:443:ILE:HD11	2.33	0.57
1:A:187:PHE:CD2	1:C:86:GLY:HA2	2.39	0.57
1:B:203:ASN:O	1:B:204:LEU:HB2	2.04	0.57
1:C:333:LEU:HD23	1:C:336:LYS:HE2	1.86	0.57
1:E:196:ASN:ND2	1:E:198:LYS:HZ3	2.01	0.57
1:E:328:LEU:HD22	1:E:332:LYS:HE3	1.87	0.57
1:A:341:LEU:HD23	1:A:341:LEU:C	2.24	0.57
1:D:219:GLU:OE2	1:D:407:ARG:NH1	2.38	0.57
1:A:45:LEU:HB2	1:A:46:PRO:HD3	1.85	0.57
1:C:265:TYR:CB	1:C:309:PRO:HG3	2.34	0.57
1:E:287:LYS:NZ	1:E:293:GLU:OE1	2.33	0.57
1:A:359:LYS:HZ3	1:A:427:GLN:HB3	1.69	0.56
1:B:47:ILE:CD1	1:B:443:ILE:HD11	2.35	0.56
1:E:173:ILE:HD13	1:E:192:THR:O	2.05	0.56
1:D:283:LEU:O	1:D:287:LYS:HB3	2.06	0.56
1:D:287:LYS:NZ	1:D:293:GLU:OE1	2.34	0.56
1:E:-5:TYR:OH	1:E:40:PRO:CG	2.54	0.56
1:E:219:GLU:OE2	1:E:407:ARG:NH1	2.38	0.56
1:A:422:ASN:O	1:A:424:TYR:N	2.37	0.56
1:B:-16:ARG:HB3	1:C:71:GLN:HB2	1.86	0.56
1:A:279:PHE:O	1:A:283:LEU:HB2	2.05	0.56
1:C:-12:LEU:O	1:C:-11:ASP:CB	2.52	0.56
1:C:294:TYR:CZ	1:C:298:SER:HB2	2.40	0.56
1:A:423:LYS:HD2	1:A:423:LYS:O	2.05	0.56

*Continued on next page...*

*Continued from previous page...*

Atom-1	Atom-2	Interatomic distance (Å)	Clash overlap (Å)
1:C:85:LEU:HD22	1:C:437:LYS:HG2	1.87	0.56
1:C:389:GLN:HG2	1:F:389:GLN:HG2	1.88	0.56
1:F:3:GLU:OE2	1:F:3:GLU:HA	2.06	0.56
1:C:141:LEU:O	1:C:145:GLN:HG3	2.05	0.56
1:D:74:ASN:HD21	1:D:130:PHE:HA	1.69	0.56
1:D:280:LEU:HD23	1:D:284:LYS:NZ	2.20	0.56
1:F:423:LYS:HD2	1:F:423:LYS:O	2.05	0.56
1:D:-18:THR:HG23	1:D:-16:ARG:N	2.13	0.56
1:C:3:GLU:HA	1:C:3:GLU:OE2	2.05	0.56
1:C:284:LYS:N	1:C:284:LYS:HZ2	2.03	0.56
1:F:422:ASN:O	1:F:424:TYR:N	2.37	0.56
1:A:218:LEU:HD22	1:A:252:LEU:CD1	2.36	0.56
1:B:173:ILE:HD13	1:B:192:THR:O	2.06	0.56
1:B:283:LEU:O	1:B:287:LYS:HB3	2.06	0.56
1:C:281:ILE:HG12	1:C:282:ASP:N	2.22	0.56
1:C:423:LYS:HD2	1:C:423:LYS:O	2.06	0.56
1:E:47:ILE:CD1	1:E:443:ILE:HD11	2.36	0.56
1:E:280:LEU:HD23	1:E:284:LYS:NZ	2.20	0.56
1:E:283:LEU:O	1:E:287:LYS:HB3	2.05	0.56
1:B:-10:LYS:HA	1:B:-5:TYR:CE1	2.41	0.55
1:B:280:LEU:HD23	1:B:284:LYS:NZ	2.20	0.55
1:C:218:LEU:HD22	1:C:252:LEU:CD1	2.36	0.55
1:D:196:ASN:HD22	1:D:198:LYS:H	1.54	0.55
1:E:-10:LYS:HA	1:E:-5:TYR:CE1	2.41	0.55
1:A:85:LEU:HD22	1:A:437:LYS:HG2	1.89	0.55
1:C:15:ASP:HB3	1:C:18:GLN:CG	2.35	0.55
1:E:278:GLU:CA	1:E:281:ILE:HG22	2.37	0.55
1:E:351:THR:HG22	1:E:354:ALA:N	2.19	0.55
1:D:-18:THR:CG2	1:D:-16:ARG:H	2.12	0.55
1:D:224:LEU:HD22	1:D:424:TYR:CZ	2.42	0.55
1:D:351:THR:HG22	1:D:354:ALA:CB	2.37	0.55
1:D:447:CYS:SG	1:F:63:CYS:HB3	2.46	0.55
1:E:204:LEU:HA	1:E:207:GLU:OE2	2.06	0.55
1:F:-12:LEU:O	1:F:-11:ASP:CB	2.54	0.55
1:F:141:LEU:O	1:F:145:GLN:HG3	2.06	0.55
1:A:310:TRP:HH2	1:A:319:PRO:HA	1.72	0.55
1:B:351:THR:HG22	1:B:354:ALA:CB	2.37	0.55
1:C:350:SER:HB2	1:C:366:TYR:OH	2.05	0.55
1:E:41:LYS:O	1:E:46:PRO:HD2	2.07	0.55
1:F:265:TYR:CB	1:F:309:PRO:HG3	2.36	0.55
1:F:285:GLU:O	1:F:288:LYS:HG2	2.06	0.55

*Continued on next page...*



*Continued from previous page...*

Atom-1	Atom-2	Interatomic distance (Å)	Clash overlap (Å)
1:A:61:ARG:HD2	1:E:50:THR:HG23	1.87	0.55
1:A:292:LYS:HG2	1:A:303:TYR:CZ	2.41	0.55
1:A:302:LYS:HG3	1:A:304:PHE:HE1	1.72	0.55
1:B:219:GLU:OE2	1:B:407:ARG:NH1	2.39	0.55
1:C:285:GLU:O	1:C:288:LYS:HG2	2.06	0.55
1:D:278:GLU:CA	1:D:281:ILE:HG22	2.37	0.55
1:E:280:LEU:HD23	1:E:284:LYS:HZ1	1.71	0.55
1:F:265:TYR:CD1	1:F:309:PRO:HG3	2.42	0.55
1:D:331:ALA:CB	1:D:357:LEU:HD23	2.37	0.55
1:E:351:THR:HG23	1:E:353:ASP:N	2.22	0.55
1:A:243:LEU:HD22	1:A:281:ILE:HB	1.89	0.55
1:B:328:LEU:HD22	1:B:332:LYS:HE3	1.89	0.55
1:C:390:PHE:HB2	1:F:388:PHE:CD1	2.37	0.55
1:D:99:ASN:HD21	1:D:102:ILE:H	1.54	0.55
1:D:268:GLU:OE2	1:D:300:THR:HG23	2.07	0.55
1:E:268:GLU:OE2	1:E:300:THR:HG23	2.07	0.55
1:B:204:LEU:HD22	1:B:207:GLU:HB2	1.89	0.55
1:C:175:TYR:OH	1:F:-16:ARG:NH2	2.39	0.55
1:D:-10:LYS:HA	1:D:-5:TYR:CE1	2.41	0.55
1:E:172:GLU:N	1:E:172:GLU:OE2	2.39	0.55
1:A:265:TYR:CB	1:A:309:PRO:HG3	2.36	0.55
1:B:268:GLU:OE2	1:B:300:THR:HG23	2.07	0.55
1:B:278:GLU:CA	1:B:281:ILE:HG22	2.36	0.55
1:A:-16:ARG:NH2	1:F:175:TYR:OH	2.40	0.54
1:A:9:GLU:OE2	1:A:9:GLU:HA	2.07	0.54
1:A:265:TYR:CD1	1:A:309:PRO:HG3	2.42	0.54
1:D:173:ILE:HD13	1:D:192:THR:O	2.06	0.54
1:F:218:LEU:HD22	1:F:252:LEU:CD1	2.36	0.54
1:B:207:GLU:HG3	1:B:244:TYR:CD2	2.43	0.54
1:B:224:LEU:HD22	1:B:424:TYR:CZ	2.42	0.54
1:C:216:PHE:O	1:C:220:VAL:HG23	2.07	0.54
1:C:265:TYR:CD1	1:C:309:PRO:HG3	2.41	0.54
1:D:35:LEU:HD11	1:D:436:LEU:HD21	1.90	0.54
1:D:50:THR:HG23	1:F:61:ARG:HD2	1.88	0.54
1:C:187:PHE:CD2	1:F:86:GLY:HA2	2.42	0.54
1:C:302:LYS:HG3	1:C:304:PHE:HE1	1.72	0.54
1:E:207:GLU:HG3	1:E:244:TYR:CD2	2.42	0.54
1:F:85:LEU:HD22	1:F:437:LYS:HG2	1.88	0.54
1:A:285:GLU:O	1:A:288:LYS:HG2	2.08	0.54
1:A:328:LEU:HD23	1:A:357:LEU:HD22	1.90	0.54
1:D:99:ASN:C	1:D:99:ASN:HD22	2.09	0.54

*Continued on next page...*

*Continued from previous page...*

Atom-1	Atom-2	Interatomic distance (Å)	Clash overlap (Å)
1:D:211:TYR:CE1	1:D:248:LYS:HD3	2.43	0.54
1:E:351:THR:HG22	1:E:354:ALA:CB	2.37	0.54
1:A:-12:LEU:O	1:A:-11:ASP:HB3	2.08	0.54
1:F:317:ALA:O	1:F:319:PRO:HD3	2.08	0.54
1:F:350:SER:CB	1:F:366:TYR:OH	2.56	0.54
1:F:411:ILE:O	1:F:415:GLU:HG3	2.07	0.54
1:A:390:PHE:HB2	1:C:388:PHE:CD1	2.38	0.54
1:A:411:ILE:O	1:A:415:GLU:HG3	2.08	0.54
1:C:328:LEU:HD23	1:C:357:LEU:HD22	1.90	0.54
1:D:-13:VAL:HG12	1:D:-12:LEU:N	2.23	0.54
1:E:-13:VAL:HG12	1:E:-12:LEU:N	2.22	0.54
1:E:99:ASN:HD21	1:E:102:ILE:H	1.55	0.54
1:B:99:ASN:HD21	1:B:102:ILE:H	1.55	0.54
1:B:99:ASN:C	1:B:99:ASN:HD22	2.11	0.54
1:D:388:PHE:HB3	1:E:388:PHE:O	2.07	0.54
1:E:224:LEU:HD22	1:E:424:TYR:CZ	2.42	0.54
1:A:280:LEU:HA	1:A:284:LYS:HZ1	1.70	0.54
1:B:172:GLU:OE2	1:B:172:GLU:N	2.41	0.54
1:B:284:LYS:CE	1:B:291:ILE:HA	2.38	0.54
1:B:287:LYS:NZ	1:B:293:GLU:OE1	2.34	0.54
1:C:99:ASN:ND2	1:C:99:ASN:C	2.60	0.54
1:D:204:LEU:HA	1:D:207:GLU:OE2	2.07	0.54
1:D:328:LEU:HD22	1:D:332:LYS:HE3	1.88	0.54
1:B:331:ALA:CB	1:B:357:LEU:HD23	2.38	0.54
1:C:198:LYS:HE3	1:F:440:GLU:HB2	1.90	0.54
1:D:41:LYS:O	1:D:46:PRO:HD2	2.07	0.54
1:F:328:LEU:HD23	1:F:357:LEU:HD22	1.90	0.54
1:A:194:LYS:HB3	1:A:199:TRP:CZ3	2.42	0.54
1:A:224:LEU:HB3	1:A:226:ILE:HG13	1.90	0.54
1:B:41:LYS:O	1:B:46:PRO:HD2	2.07	0.54
1:C:310:TRP:HH2	1:C:319:PRO:HA	1.73	0.54
1:F:292:LYS:HG2	1:F:303:TYR:CZ	2.43	0.54
1:C:-12:LEU:O	1:C:-11:ASP:HB3	2.08	0.53
1:C:9:GLU:OE2	1:C:9:GLU:HA	2.08	0.53
1:C:89:LYS:CG	1:C:384:MET:HE1	2.38	0.53
1:D:204:LEU:HD22	1:D:207:GLU:HB2	1.90	0.53
1:F:15:ASP:HB3	1:F:18:GLN:CG	2.37	0.53
1:F:99:ASN:ND2	1:F:99:ASN:C	2.60	0.53
1:F:196:ASN:ND2	1:F:198:LYS:HZ1	2.06	0.53
1:A:141:LEU:O	1:A:145:GLN:HG3	2.08	0.53
1:B:35:LEU:HD11	1:B:436:LEU:HD21	1.90	0.53

*Continued on next page...*

*Continued from previous page...*

Atom-1	Atom-2	Interatomic distance (Å)	Clash overlap (Å)
1:F:280:LEU:HD23	1:F:284:LYS:HE2	1.91	0.53
1:A:355:ILE:HG12	1:A:366:TYR:CZ	2.43	0.53
1:C:89:LYS:HD3	1:C:161:VAL:HB	1.90	0.53
1:F:194:LYS:HB3	1:F:199:TRP:CZ3	2.43	0.53
1:A:227:PRO:O	1:A:231:GLN:NE2	2.28	0.53
1:C:194:LYS:HB3	1:C:199:TRP:CZ3	2.44	0.53
1:E:211:TYR:CE1	1:E:248:LYS:HD3	2.44	0.53
1:F:243:LEU:HD22	1:F:281:ILE:HB	1.90	0.53
1:A:89:LYS:HD3	1:A:161:VAL:HB	1.91	0.53
1:C:292:LYS:HG2	1:C:303:TYR:CZ	2.43	0.53
1:C:317:ALA:O	1:C:319:PRO:HD3	2.08	0.53
1:E:99:ASN:C	1:E:99:ASN:HD22	2.11	0.53
1:E:204:LEU:HD22	1:E:207:GLU:HB2	1.89	0.53
1:F:216:PHE:O	1:F:220:VAL:HG23	2.07	0.53
1:F:355:ILE:HG12	1:F:366:TYR:CZ	2.44	0.53
1:F:439:ALA:O	1:F:443:ILE:HG13	2.08	0.53
1:A:281:ILE:HG12	1:A:282:ASP:N	2.23	0.53
1:E:331:ALA:CB	1:E:357:LEU:HD23	2.38	0.53
1:F:310:TRP:HH2	1:F:319:PRO:HA	1.72	0.53
1:A:198:LYS:HE3	1:C:440:GLU:HB2	1.91	0.53
1:B:179:GLN:NE2	1:B:179:GLN:HA	2.24	0.53
1:B:196:ASN:HD22	1:B:198:LYS:H	1.56	0.53
1:D:207:GLU:HG3	1:D:244:TYR:CD2	2.44	0.53
1:D:273:THR:HG22	1:D:274:HIS:N	2.24	0.53
1:F:-12:LEU:O	1:F:-11:ASP:HB3	2.09	0.53
1:A:388:PHE:CD1	1:F:390:PHE:HB2	2.40	0.53
1:A:328:LEU:HD21	1:A:357:LEU:HD13	1.91	0.53
1:C:206:VAL:HG13	1:C:240:ASN:CG	2.30	0.53
1:C:350:SER:CB	1:C:366:TYR:OH	2.57	0.53
1:D:279:PHE:CE1	1:D:297:HIS:HB3	2.44	0.53
1:F:359:LYS:NZ	1:F:427:GLN:HB3	2.24	0.53
1:A:99:ASN:ND2	1:A:99:ASN:C	2.60	0.53
1:B:279:PHE:CE1	1:B:297:HIS:HB3	2.44	0.53
1:C:224:LEU:HB3	1:C:226:ILE:HG13	1.91	0.53
1:D:211:TYR:CD1	1:D:248:LYS:HD3	2.44	0.53
1:E:196:ASN:HD22	1:E:198:LYS:H	1.55	0.53
1:F:9:GLU:OE2	1:F:9:GLU:HA	2.07	0.53
1:F:328:LEU:HD21	1:F:357:LEU:HD13	1.89	0.53
1:A:317:ALA:O	1:A:319:PRO:HD3	2.09	0.52
1:B:211:TYR:CE1	1:B:248:LYS:HD3	2.44	0.52
1:C:7:VAL:O	1:C:11:VAL:HG23	2.09	0.52

*Continued on next page...*

*Continued from previous page...*

Atom-1	Atom-2	Interatomic distance (Å)	Clash overlap (Å)
1:C:232:THR:HG23	1:C:255:LYS:HE3	1.91	0.52
1:C:328:LEU:HD21	1:C:357:LEU:HD13	1.90	0.52
1:A:92:LEU:O	1:A:165:ASP:CB	2.56	0.52
1:A:216:PHE:O	1:A:220:VAL:HG23	2.07	0.52
1:E:261:ASP:HB2	1:E:291:ILE:HG22	1.91	0.52
1:E:284:LYS:CE	1:E:291:ILE:HA	2.40	0.52
1:F:281:ILE:HG12	1:F:282:ASP:N	2.23	0.52
1:A:350:SER:CB	1:A:366:TYR:OH	2.57	0.52
1:A:359:LYS:NZ	1:A:427:GLN:HB3	2.24	0.52
1:B:-13:VAL:HG12	1:B:-12:LEU:N	2.24	0.52
1:D:56:ARG:HD3	1:F:150:GLU:OE1	2.09	0.52
1:D:351:THR:HG23	1:D:353:ASP:N	2.23	0.52
1:B:50:THR:HG23	1:C:61:ARG:HD2	1.90	0.52
1:B:187:PHE:CG	1:E:86:GLY:HA2	2.45	0.52
1:F:161:VAL:HA	1:F:190:THR:O	2.09	0.52
1:D:261:ASP:HB2	1:D:291:ILE:HG22	1.92	0.52
1:E:179:GLN:HA	1:E:179:GLN:NE2	2.25	0.52
1:F:85:LEU:CD2	1:F:437:LYS:HG2	2.40	0.52
1:F:89:LYS:HD3	1:F:161:VAL:HB	1.92	0.52
1:F:224:LEU:HB3	1:F:226:ILE:HG13	1.90	0.52
1:C:264:GLY:HA3	1:C:303:TYR:CE2	2.45	0.52
1:E:279:PHE:CE1	1:E:297:HIS:HB3	2.45	0.52
1:F:113:LYS:HE2	1:F:377:VAL:CG2	2.39	0.52
1:F:302:LYS:HG3	1:F:304:PHE:HE1	1.73	0.52
1:C:113:LYS:HE2	1:C:377:VAL:CG2	2.39	0.52
1:C:243:LEU:HD22	1:C:281:ILE:HB	1.90	0.52
1:C:280:LEU:HD23	1:C:284:LYS:HE2	1.91	0.52
1:C:284:LYS:NZ	1:C:284:LYS:CB	2.72	0.52
1:F:7:VAL:O	1:F:11:VAL:HG23	2.10	0.52
1:A:264:GLY:HA3	1:A:303:TYR:CE2	2.45	0.52
1:C:85:LEU:CD2	1:C:437:LYS:HG2	2.39	0.52
1:C:355:ILE:HG12	1:C:366:TYR:CZ	2.44	0.52
1:D:284:LYS:CE	1:D:291:ILE:HA	2.39	0.52
1:E:128:SER:C	1:E:130:PHE:H	2.13	0.52
1:F:393:TRP:CZ3	1:F:401:LYS:HD2	2.45	0.52
1:A:206:VAL:HG13	1:A:240:ASN:CG	2.30	0.52
1:A:280:LEU:HD23	1:A:284:LYS:HE2	1.91	0.52
1:A:311:GLY:O	1:A:312:VAL:C	2.48	0.52
1:B:211:TYR:CD1	1:B:248:LYS:HD3	2.45	0.52
1:F:395:ARG:HG3	1:F:395:ARG:HH11	1.75	0.52
1:A:89:LYS:CG	1:A:384:MET:HE1	2.40	0.52

*Continued on next page...*

*Continued from previous page...*

Atom-1	Atom-2	Interatomic distance (Å)	Clash overlap (Å)
1:B:273:THR:HG22	1:B:274:HIS:N	2.25	0.52
1:B:351:THR:HG23	1:B:353:ASP:N	2.23	0.52
1:E:321:ALA:HB3	1:E:325:ASP:OD1	2.10	0.52
1:A:85:LEU:CD2	1:A:437:LYS:HG2	2.40	0.51
1:C:215:TYR:CE1	1:C:403:LYS:HG2	2.45	0.51
1:C:395:ARG:HG3	1:C:395:ARG:HH11	1.75	0.51
1:E:308:LYS:HD2	1:E:330:GLN:OE1	2.09	0.51
1:A:393:TRP:CZ3	1:A:401:LYS:HD2	2.45	0.51
1:A:439:ALA:O	1:A:443:ILE:HG13	2.09	0.51
1:D:172:GLU:OE2	1:D:172:GLU:N	2.40	0.51
1:A:33:LYS:N	1:A:34:PRO:CD	2.74	0.51
1:B:160:ASP:O	1:B:162:PRO:HD3	2.10	0.51
1:C:311:GLY:O	1:C:312:VAL:C	2.48	0.51
1:D:65:LEU:HD21	1:F:-16:ARG:HD3	1.92	0.51
1:D:321:ALA:HB3	1:D:325:ASP:OD1	2.11	0.51
1:A:7:VAL:O	1:A:11:VAL:HG23	2.09	0.51
1:D:96:PRO:HG3	1:D:131:ASP:HB2	1.92	0.51
1:D:308:LYS:HD2	1:D:330:GLN:OE1	2.10	0.51
1:E:35:LEU:HD11	1:E:436:LEU:HD21	1.92	0.51
1:F:232:THR:HG21	1:F:257:LEU:HD11	1.92	0.51
1:A:161:VAL:HA	1:A:190:THR:O	2.10	0.51
1:A:382:LEU:O	1:A:386:GLN:HG3	2.10	0.51
1:C:277:LEU:O	1:C:277:LEU:HD22	2.11	0.51
1:F:232:THR:HG23	1:F:255:LYS:HE3	1.92	0.51
1:C:393:TRP:CZ3	1:C:401:LYS:HD2	2.46	0.51
1:D:128:SER:C	1:D:130:PHE:H	2.13	0.51
1:D:179:GLN:NE2	1:D:179:GLN:HA	2.26	0.51
1:E:290:ARG:HD3	1:E:292:LYS:HZ1	1.75	0.51
1:B:447:CYS:SG	1:C:63:CYS:HB3	2.50	0.51
1:C:232:THR:HG21	1:C:257:LEU:HD11	1.93	0.51
1:D:350:SER:HB2	1:D:366:TYR:OH	2.11	0.51
1:F:89:LYS:HD3	1:F:384:MET:HE2	1.93	0.51
1:A:422:ASN:C	1:A:424:TYR:H	2.14	0.51
1:B:249:LEU:HD22	1:B:254:VAL:HG11	1.93	0.51
1:B:280:LEU:HD23	1:B:284:LYS:HZ1	1.76	0.51
1:C:382:LEU:O	1:C:386:GLN:HG3	2.10	0.51
1:D:58:ILE:HD13	1:D:154:HIS:CD2	2.46	0.51
1:E:219:GLU:HG2	1:E:407:ARG:HA	1.93	0.51
1:B:351:THR:HG22	1:B:354:ALA:N	2.20	0.51
1:E:211:TYR:CD1	1:E:248:LYS:HD3	2.46	0.51
1:E:224:LEU:HB3	1:E:226:ILE:HG13	1.93	0.51

*Continued on next page...*

*Continued from previous page...*

Atom-1	Atom-2	Interatomic distance (Å)	Clash overlap (Å)
1:F:347:ASN:O	1:F:348:MET:C	2.49	0.51
1:B:65:LEU:HD21	1:C:-16:ARG:HD3	1.93	0.51
1:B:217:VAL:O	1:B:221:LEU:HG	2.11	0.51
1:C:350:SER:OG	1:C:366:TYR:OH	2.27	0.51
1:C:344:GLU:CD	1:C:349:PRO:HD2	2.30	0.50
1:C:439:ALA:O	1:C:443:ILE:HG13	2.11	0.50
1:E:273:THR:HG22	1:E:274:HIS:N	2.24	0.50
1:A:336:LYS:HG3	1:A:337:ASN:OD1	2.11	0.50
1:B:198:LYS:HE3	1:E:440:GLU:CB	2.41	0.50
1:C:292:LYS:O	1:C:294:TYR:N	2.44	0.50
1:C:411:ILE:O	1:C:415:GLU:HG3	2.11	0.50
1:F:89:LYS:CG	1:F:384:MET:HE1	2.42	0.50
1:F:280:LEU:HA	1:F:284:LYS:HZ1	1.76	0.50
1:A:277:LEU:O	1:A:277:LEU:HD22	2.11	0.50
1:B:58:ILE:HD13	1:B:154:HIS:CD2	2.46	0.50
1:B:308:LYS:HD2	1:B:330:GLN:OE1	2.10	0.50
1:C:161:VAL:HA	1:C:190:THR:O	2.10	0.50
1:F:206:VAL:HG13	1:F:240:ASN:CG	2.31	0.50
1:A:347:ASN:O	1:A:348:MET:C	2.49	0.50
1:C:-22:LEU:HD23	1:C:-22:LEU:O	2.12	0.50
1:C:33:LYS:N	1:C:34:PRO:CD	2.75	0.50
1:C:359:LYS:NZ	1:C:427:GLN:HB3	2.24	0.50
1:D:89:LYS:HE2	1:D:380:SER:OG	2.11	0.50
1:D:219:GLU:HG2	1:D:407:ARG:HA	1.94	0.50
1:F:-22:LEU:HD23	1:F:-22:LEU:O	2.12	0.50
1:F:92:LEU:O	1:F:165:ASP:CB	2.60	0.50
1:F:215:TYR:CE1	1:F:403:LYS:HG2	2.47	0.50
1:A:215:TYR:CE1	1:A:403:LYS:HG2	2.45	0.50
1:A:344:GLU:CD	1:A:349:PRO:HD2	2.32	0.50
1:B:96:PRO:HG3	1:B:131:ASP:HB2	1.94	0.50
1:B:261:ASP:HB2	1:B:291:ILE:HG22	1.92	0.50
1:B:321:ALA:HB3	1:B:325:ASP:OD1	2.11	0.50
1:C:121:MET:CE	1:C:377:VAL:HG12	2.41	0.50
1:C:347:ASN:O	1:C:348:MET:C	2.49	0.50
1:C:368:PRO:HG2	1:C:426:LEU:O	2.12	0.50
1:D:298:SER:OG	1:D:300:THR:HG22	2.12	0.50
1:E:89:LYS:HE2	1:E:380:SER:OG	2.12	0.50
1:F:334:LEU:O	1:F:339:CYS:HB2	2.12	0.50
1:C:422:ASN:C	1:C:424:TYR:H	2.14	0.50
1:D:160:ASP:O	1:D:162:PRO:HD3	2.12	0.50
1:D:217:VAL:O	1:D:221:LEU:HG	2.12	0.50

*Continued on next page...*

*Continued from previous page...*

Atom-1	Atom-2	Interatomic distance (Å)	Clash overlap (Å)
1:E:350:SER:HB2	1:E:366:TYR:OH	2.12	0.50
1:A:175:TYR:OH	1:C:-16:ARG:NH2	2.44	0.50
1:E:298:SER:OG	1:E:300:THR:HG22	2.12	0.50
1:F:273:THR:HB	1:F:276:ASN:OD1	2.11	0.50
1:F:382:LEU:O	1:F:386:GLN:HG3	2.11	0.50
1:A:15:ASP:HB3	1:A:18:GLN:CG	2.37	0.50
1:A:395:ARG:HG3	1:A:395:ARG:HH11	1.77	0.50
1:B:89:LYS:HE2	1:B:380:SER:OG	2.12	0.50
1:B:290:ARG:HD3	1:B:292:LYS:HZ1	1.75	0.50
1:D:351:THR:HG22	1:D:354:ALA:N	2.20	0.50
1:B:187:PHE:CD2	1:E:86:GLY:HA2	2.47	0.49
1:B:198:LYS:HE3	1:E:440:GLU:HB2	1.94	0.49
1:B:381:GLY:HA2	1:B:384:MET:HE3	1.94	0.49
1:C:273:THR:HB	1:C:276:ASN:OD1	2.12	0.49
1:E:96:PRO:HG3	1:E:131:ASP:HB2	1.94	0.49
1:A:-16:ARG:HD3	1:E:65:LEU:HD21	1.93	0.49
1:A:113:LYS:HE2	1:A:377:VAL:CG2	2.42	0.49
1:A:310:TRP:CH2	1:A:319:PRO:HA	2.47	0.49
1:E:249:LEU:HD22	1:E:254:VAL:HG11	1.94	0.49
1:F:121:MET:CE	1:F:377:VAL:HG12	2.42	0.49
1:F:277:LEU:O	1:F:277:LEU:HD22	2.12	0.49
1:F:336:LYS:HG3	1:F:337:ASN:OD1	2.12	0.49
1:A:322:THR:O	1:A:325:ASP:HB2	2.12	0.49
1:A:368:PRO:HG2	1:A:426:LEU:C	2.33	0.49
1:B:128:SER:C	1:B:130:PHE:H	2.13	0.49
1:E:160:ASP:O	1:E:162:PRO:HD3	2.12	0.49
1:F:284:LYS:N	1:F:284:LYS:HZ2	2.10	0.49
1:A:284:LYS:NZ	1:A:284:LYS:CB	2.75	0.49
1:B:298:SER:OG	1:B:300:THR:HG22	2.11	0.49
1:C:328:LEU:HG	1:C:353:ASP:CB	2.39	0.49
1:E:58:ILE:HD13	1:E:154:HIS:CD2	2.48	0.49
1:F:311:GLY:O	1:F:312:VAL:C	2.49	0.49
1:A:80:GLN:HB3	1:A:88:TYR:CD1	2.48	0.49
1:B:4:MET:HE1	1:B:30:TYR:HA	1.95	0.49
1:B:224:LEU:HB3	1:B:226:ILE:HG13	1.93	0.49
1:C:273:THR:H	1:C:276:ASN:CB	2.24	0.49
1:C:336:LYS:HG3	1:C:337:ASN:OD1	2.13	0.49
1:D:197:VAL:HG13	1:D:392:HIS:CE1	2.48	0.49
1:D:331:ALA:HB3	1:D:357:LEU:HD23	1.95	0.49
1:D:422:ASN:O	1:D:423:LYS:CB	2.60	0.49
1:E:272:PHE:HE2	1:E:280:LEU:HD11	1.77	0.49

*Continued on next page...*

*Continued from previous page...*

Atom-1	Atom-2	Interatomic distance (Å)	Clash overlap (Å)
1:F:344:GLU:CD	1:F:349:PRO:HD2	2.33	0.49
1:A:63:CYS:HB3	1:E:447:CYS:SG	2.52	0.49
1:A:121:MET:CE	1:A:377:VAL:HG12	2.41	0.49
1:A:194:LYS:HE2	1:A:200:GLY:HA3	1.95	0.49
1:C:310:TRP:CH2	1:C:319:PRO:HA	2.48	0.49
1:E:207:GLU:CD	1:E:395:ARG:HH12	2.16	0.49
1:F:284:LYS:NZ	1:F:284:LYS:CB	2.75	0.49
1:A:-22:LEU:HD23	1:A:-22:LEU:O	2.12	0.49
1:A:232:THR:HG21	1:A:257:LEU:HD11	1.95	0.49
1:B:234:VAL:CG2	1:B:314:CYS:HB3	2.42	0.49
1:B:277:LEU:O	1:B:281:ILE:CG2	2.61	0.49
1:D:290:ARG:HD3	1:D:292:LYS:HZ1	1.78	0.49
1:D:344:GLU:CD	1:D:349:PRO:HD2	2.33	0.49
1:F:33:LYS:N	1:F:34:PRO:CD	2.75	0.49
1:C:131:ASP:O	1:C:135:LYS:HD3	2.13	0.49
1:E:138:ASN:O	1:E:142:LYS:HG3	2.12	0.49
1:A:232:THR:HG23	1:A:255:LYS:HE3	1.94	0.49
1:E:-18:THR:CG2	1:E:-16:ARG:H	2.15	0.49
1:E:74:ASN:ND2	1:E:130:PHE:CA	2.75	0.49
1:F:227:PRO:O	1:F:231:GLN:NE2	2.28	0.49
1:F:292:LYS:O	1:F:294:TYR:N	2.46	0.49
1:A:196:ASN:ND2	1:A:198:LYS:HZ1	2.11	0.48
1:B:197:VAL:HG13	1:B:392:HIS:CE1	2.48	0.48
1:F:194:LYS:HE2	1:F:200:GLY:HA3	1.95	0.48
1:A:368:PRO:HG2	1:A:426:LEU:O	2.12	0.48
1:B:219:GLU:HG2	1:B:407:ARG:HA	1.94	0.48
1:B:138:ASN:O	1:B:142:LYS:HG3	2.14	0.48
1:D:224:LEU:HB3	1:D:226:ILE:HG13	1.94	0.48
1:E:379:ILE:CD1	1:E:398:VAL:CG1	2.91	0.48
1:F:273:THR:H	1:F:276:ASN:CB	2.25	0.48
1:F:422:ASN:C	1:F:424:TYR:H	2.15	0.48
1:D:138:ASN:O	1:D:142:LYS:HG3	2.13	0.48
1:D:227:PRO:O	1:D:231:GLN:NE2	2.46	0.48
1:D:440:GLU:HB2	1:E:198:LYS:HE3	1.96	0.48
1:F:309:PRO:O	1:F:311:GLY:N	2.46	0.48
1:B:207:GLU:CD	1:B:395:ARG:HH12	2.16	0.48
1:B:326:VAL:HA	1:B:330:GLN:HE21	1.78	0.48
1:C:105:PHE:HE1	1:C:109:GLU:OE2	1.96	0.48
1:C:80:GLN:HB3	1:C:88:TYR:CD1	2.48	0.48
1:E:227:PRO:O	1:E:231:GLN:NE2	2.47	0.48
1:E:344:GLU:CD	1:E:349:PRO:HD2	2.34	0.48

*Continued on next page...*



*Continued from previous page...*

Atom-1	Atom-2	Interatomic distance (Å)	Clash overlap (Å)
1:F:270:ASN:HD22	1:F:270:ASN:C	2.16	0.48
1:F:284:LYS:O	1:F:288:LYS:CA	2.61	0.48
1:B:331:ALA:HB3	1:B:357:LEU:HD23	1.96	0.48
1:C:322:THR:O	1:C:325:ASP:HB2	2.13	0.48
1:D:272:PHE:HE2	1:D:280:LEU:HD11	1.79	0.48
1:D:381:GLY:HA2	1:D:384:MET:HE3	1.96	0.48
1:E:197:VAL:HG13	1:E:392:HIS:CE1	2.48	0.48
1:F:264:GLY:HA3	1:F:303:TYR:CE2	2.49	0.48
1:F:379:ILE:CD1	1:F:398:VAL:CG1	2.90	0.48
1:B:388:PHE:O	1:E:388:PHE:HB3	2.13	0.48
1:D:277:LEU:O	1:D:281:ILE:CG2	2.59	0.48
1:D:326:VAL:HA	1:D:330:GLN:HE21	1.78	0.48
1:B:261:ASP:HB2	1:B:291:ILE:CG2	2.44	0.48
1:C:197:VAL:HG13	1:C:392:HIS:CE1	2.49	0.48
1:D:141:LEU:O	1:D:145:GLN:HG3	2.13	0.48
1:C:309:PRO:O	1:C:311:GLY:N	2.47	0.48
1:E:422:ASN:O	1:E:423:LYS:CB	2.58	0.48
1:A:273:THR:HB	1:A:276:ASN:OD1	2.13	0.47
1:C:92:LEU:O	1:C:165:ASP:CB	2.60	0.47
1:E:217:VAL:O	1:E:221:LEU:HG	2.14	0.47
1:A:292:LYS:O	1:A:294:TYR:N	2.48	0.47
1:C:284:LYS:O	1:C:288:LYS:CA	2.62	0.47
1:E:4:MET:HE1	1:E:30:TYR:HA	1.96	0.47
1:F:310:TRP:CH2	1:F:319:PRO:HA	2.48	0.47
1:A:334:LEU:O	1:A:339:CYS:HB2	2.14	0.47
1:B:74:ASN:ND2	1:B:130:PHE:CA	2.77	0.47
1:C:334:LEU:O	1:C:339:CYS:HB2	2.14	0.47
1:D:379:ILE:CD1	1:D:398:VAL:CG1	2.93	0.47
1:F:131:ASP:O	1:F:135:LYS:HD3	2.15	0.47
1:D:-22:LEU:O	1:D:-14:VAL:HA	2.14	0.47
1:D:249:LEU:HD22	1:D:254:VAL:HG11	1.95	0.47
1:D:261:ASP:HB2	1:D:291:ILE:CG2	2.45	0.47
1:D:341:LEU:HD23	1:D:342:VAL:N	2.29	0.47
1:A:110:GLN:NE2	1:A:114:ASN:ND2	2.62	0.47
1:B:227:PRO:O	1:B:231:GLN:NE2	2.47	0.47
1:C:-18:THR:HG22	1:C:-16:ARG:CB	2.44	0.47
1:E:261:ASP:HB2	1:E:291:ILE:CG2	2.44	0.47
1:F:80:GLN:HB3	1:F:88:TYR:CD1	2.50	0.47
1:F:368:PRO:HG2	1:F:426:LEU:C	2.35	0.47
1:A:207:GLU:HG3	1:A:244:TYR:CD2	2.49	0.47
1:A:328:LEU:CD2	1:A:357:LEU:HD22	2.45	0.47

*Continued on next page...*

*Continued from previous page...*

Atom-1	Atom-2	Interatomic distance (Å)	Clash overlap (Å)
1:D:86:GLY:HA2	1:E:187:PHE:CD2	2.48	0.47
1:A:131:ASP:O	1:A:135:LYS:HD3	2.14	0.47
1:A:197:VAL:HG13	1:A:392:HIS:CE1	2.50	0.47
1:B:350:SER:HB2	1:B:366:TYR:OH	2.14	0.47
1:C:194:LYS:HE2	1:C:200:GLY:HA3	1.95	0.47
1:D:174:GLY:HA2	1:D:199:TRP:CH2	2.50	0.47
1:F:197:VAL:HG13	1:F:392:HIS:CE1	2.50	0.47
1:F:207:GLU:HG3	1:F:244:TYR:CD2	2.50	0.47
1:F:322:THR:O	1:F:325:ASP:HB2	2.15	0.47
1:A:107:GLY:HA2	1:A:125:LYS:HB2	1.97	0.47
1:A:379:ILE:CD1	1:A:398:VAL:CG1	2.90	0.47
1:B:106:LEU:HD13	1:B:125:LYS:HE2	1.96	0.47
1:B:388:PHE:HB3	1:D:388:PHE:O	2.14	0.47
1:E:-22:LEU:O	1:E:-14:VAL:HA	2.15	0.47
1:A:328:LEU:HG	1:A:353:ASP:CB	2.41	0.47
1:B:440:GLU:CB	1:D:198:LYS:HE3	2.45	0.47
1:D:4:MET:HE1	1:D:30:TYR:HA	1.96	0.47
1:F:-21:LYS:HB3	1:F:-17:GLY:HA2	1.96	0.47
1:A:45:LEU:N	1:A:46:PRO:CD	2.78	0.47
1:A:284:LYS:O	1:A:288:LYS:CA	2.63	0.47
1:A:445:GLN:O	1:F:178:GLY:HA3	2.15	0.47
1:B:272:PHE:HE2	1:B:280:LEU:HD11	1.80	0.47
1:B:379:ILE:CD1	1:B:398:VAL:CG1	2.92	0.47
1:C:207:GLU:O	1:C:211:TYR:HB2	2.14	0.47
1:E:331:ALA:HB3	1:E:357:LEU:HD23	1.96	0.47
1:A:273:THR:H	1:A:276:ASN:CB	2.25	0.46
1:C:368:PRO:HG2	1:C:426:LEU:C	2.35	0.46
1:D:440:GLU:CB	1:E:198:LYS:HE3	2.44	0.46
1:F:45:LEU:N	1:F:46:PRO:CD	2.78	0.46
1:E:141:LEU:O	1:E:145:GLN:HG3	2.15	0.46
1:F:280:LEU:CA	1:F:284:LYS:NZ	2.74	0.46
1:B:-22:LEU:O	1:B:-14:VAL:HA	2.15	0.46
1:C:-21:LYS:HB3	1:C:-17:GLY:HA2	1.96	0.46
1:D:12:MET:HA	1:D:22:LEU:CD2	2.46	0.46
1:D:207:GLU:CD	1:D:395:ARG:HH12	2.18	0.46
1:D:234:VAL:CG2	1:D:314:CYS:HB3	2.45	0.46
1:A:379:ILE:CD1	1:A:398:VAL:HG13	2.43	0.46
1:B:344:GLU:CD	1:B:349:PRO:HD2	2.35	0.46
1:F:-18:THR:HG22	1:F:-16:ARG:CB	2.45	0.46
1:F:290:ARG:HD3	1:F:292:LYS:NZ	2.30	0.46
1:A:290:ARG:HD3	1:A:292:LYS:NZ	2.30	0.46

*Continued on next page...*

*Continued from previous page...*

Atom-1	Atom-2	Interatomic distance (Å)	Clash overlap (Å)
1:C:266:VAL:CG2	1:C:267:TYR:H	2.27	0.46
1:D:86:GLY:HA2	1:E:187:PHE:CG	2.51	0.46
1:F:207:GLU:O	1:F:211:TYR:HB2	2.15	0.46
1:B:86:GLY:HA2	1:D:187:PHE:CG	2.50	0.46
1:B:141:LEU:O	1:B:145:GLN:HG3	2.16	0.46
1:E:106:LEU:HD13	1:E:125:LYS:HE2	1.98	0.46
1:E:341:LEU:HD23	1:E:342:VAL:N	2.31	0.46
1:A:-21:LYS:HB3	1:A:-17:GLY:HA2	1.97	0.46
1:A:-18:THR:HG22	1:A:-16:ARG:CB	2.45	0.46
1:A:-5:TYR:OH	1:A:40:PRO:HG3	2.15	0.46
1:A:309:PRO:O	1:A:311:GLY:N	2.49	0.46
1:C:266:VAL:CG2	1:C:267:TYR:N	2.78	0.46
1:C:379:ILE:CD1	1:C:398:VAL:CG1	2.90	0.46
1:E:174:GLY:HA2	1:E:199:TRP:CH2	2.51	0.46
1:F:213:LEU:HA	1:F:372:ALA:O	2.16	0.46
1:A:311:GLY:HA2	1:A:333:LEU:HD13	1.98	0.46
1:C:207:GLU:HG3	1:C:244:TYR:CD2	2.51	0.46
1:C:328:LEU:CD2	1:C:357:LEU:HD22	2.45	0.46
1:E:-18:THR:HG23	1:E:-16:ARG:N	2.16	0.46
1:E:12:MET:HA	1:E:22:LEU:CD2	2.46	0.46
1:F:-5:TYR:OH	1:F:40:PRO:HG3	2.15	0.46
1:F:89:LYS:HD3	1:F:384:MET:CE	2.45	0.46
1:F:105:PHE:HE1	1:F:109:GLU:OE2	1.99	0.46
1:F:266:VAL:CG2	1:F:267:TYR:N	2.78	0.46
1:F:379:ILE:CD1	1:F:398:VAL:HG13	2.45	0.46
1:A:80:GLN:HB3	1:A:88:TYR:CE1	2.51	0.46
1:A:215:TYR:OH	1:A:403:LYS:HE2	2.16	0.46
1:A:266:VAL:CG2	1:A:267:TYR:H	2.29	0.46
1:A:266:VAL:CG2	1:A:267:TYR:N	2.79	0.46
1:B:86:GLY:HA2	1:D:187:PHE:CD2	2.51	0.46
1:D:106:LEU:HD13	1:D:125:LYS:HE2	1.98	0.46
1:E:292:LYS:HG2	1:E:303:TYR:CE1	2.51	0.46
1:F:277:LEU:O	1:F:280:LEU:HB2	2.16	0.46
1:B:341:LEU:HD23	1:B:342:VAL:N	2.31	0.45
1:D:364:ILE:HG22	1:D:364:ILE:O	2.16	0.45
1:E:325:ASP:N	1:E:349:PRO:O	2.50	0.45
1:F:279:PHE:CD1	1:F:297:HIS:CG	3.04	0.45
1:A:273:THR:CG2	1:A:274:HIS:N	2.80	0.45
1:A:422:ASN:C	1:A:422:ASN:HD22	2.20	0.45
1:C:110:GLN:NE2	1:C:114:ASN:ND2	2.64	0.45
1:E:3:GLU:OE2	1:E:3:GLU:HA	2.16	0.45

*Continued on next page...*

*Continued from previous page...*

Atom-1	Atom-2	Interatomic distance (Å)	Clash overlap (Å)
1:F:379:ILE:CD1	1:F:382:LEU:HD12	2.40	0.45
1:A:105:PHE:HE1	1:A:109:GLU:OE2	1.98	0.45
1:A:207:GLU:O	1:A:211:TYR:HB2	2.16	0.45
1:B:174:GLY:HA2	1:B:199:TRP:CH2	2.51	0.45
1:C:368:PRO:HG3	1:C:427:GLN:CA	2.47	0.45
1:D:99:ASN:ND2	1:D:99:ASN:C	2.69	0.45
1:D:367:CYS:HA	1:D:368:PRO:HD3	1.67	0.45
1:C:80:GLN:HB3	1:C:88:TYR:CE1	2.51	0.45
1:D:319:PRO:HD2	1:D:343:GLY:O	2.17	0.45
1:F:334:LEU:HB3	1:F:339:CYS:SG	2.57	0.45
1:B:292:LYS:HG2	1:B:303:TYR:CE1	2.51	0.45
1:F:99:ASN:O	1:F:103:VAL:HG23	2.17	0.45
1:F:306:ASN:O	1:F:307:GLU:HG3	2.16	0.45
1:F:328:LEU:CD2	1:F:357:LEU:HD22	2.45	0.45
1:A:56:ARG:HH22	1:F:185:ASN:CG	2.19	0.45
1:C:78:ARG:NH1	1:C:92:LEU:HD23	2.32	0.45
1:C:311:GLY:HA2	1:C:333:LEU:HD13	1.98	0.45
1:C:379:ILE:CD1	1:C:398:VAL:HG13	2.45	0.45
1:F:80:GLN:HB3	1:F:88:TYR:CE1	2.51	0.45
1:F:395:ARG:HG3	1:F:395:ARG:NH1	2.32	0.45
1:A:284:LYS:N	1:A:284:LYS:HZ2	2.15	0.45
1:E:-13:VAL:HG12	1:E:-12:LEU:H	1.81	0.45
1:E:99:ASN:ND2	1:E:99:ASN:C	2.70	0.45
1:E:326:VAL:HA	1:E:330:GLN:HE21	1.78	0.45
1:A:147:PHE:CE2	1:A:151:LEU:HD22	2.51	0.45
1:B:-18:THR:HG23	1:B:-16:ARG:N	2.15	0.45
1:B:12:MET:HA	1:B:22:LEU:CD2	2.47	0.45
1:C:248:LYS:HA	1:C:248:LYS:HD2	1.80	0.45
1:D:74:ASN:ND2	1:D:130:PHE:CA	2.79	0.45
1:F:396:GLU:OE2	1:F:396:GLU:N	2.45	0.45
1:A:306:ASN:O	1:A:307:GLU:HG3	2.16	0.45
1:A:347:ASN:HD22	1:A:347:ASN:HA	1.58	0.45
1:D:106:LEU:HB3	1:D:125:LYS:HE2	1.99	0.45
1:E:92:LEU:O	1:E:165:ASP:HB3	2.17	0.45
1:E:196:ASN:ND2	1:E:198:LYS:NZ	2.64	0.45
1:E:277:LEU:O	1:E:281:ILE:CG2	2.61	0.45
1:F:311:GLY:HA2	1:F:333:LEU:HD13	1.99	0.45
1:F:368:PRO:HG2	1:F:426:LEU:O	2.16	0.45
1:A:86:GLY:HA2	1:F:187:PHE:CE2	2.52	0.45
1:B:196:ASN:ND2	1:B:198:LYS:NZ	2.65	0.45
1:B:351:THR:HG22	1:B:354:ALA:HB2	1.98	0.45

*Continued on next page...*

*Continued from previous page...*

Atom-1	Atom-2	Interatomic distance (Å)	Clash overlap (Å)
1:C:273:THR:CG2	1:C:274:HIS:N	2.79	0.45
1:D:-13:VAL:HG12	1:D:-12:LEU:H	1.81	0.45
1:D:92:LEU:HA	1:D:126:GLY:O	2.16	0.45
1:D:325:ASP:N	1:D:349:PRO:O	2.49	0.45
1:E:78:ARG:HD2	1:E:78:ARG:HA	1.80	0.45
1:E:92:LEU:HA	1:E:126:GLY:O	2.17	0.45
1:E:351:THR:HG22	1:E:354:ALA:HB2	1.98	0.45
1:F:107:GLY:HA2	1:F:125:LYS:HB2	1.98	0.45
1:A:378:ALA:O	1:A:382:LEU:HG	2.18	0.44
1:B:106:LEU:HB3	1:B:125:LYS:HE2	1.99	0.44
1:C:178:GLY:HA3	1:F:445:GLN:O	2.17	0.44
1:C:334:LEU:HB3	1:C:339:CYS:SG	2.57	0.44
1:F:273:THR:CG2	1:F:274:HIS:N	2.80	0.44
1:A:78:ARG:HA	1:A:78:ARG:HD2	1.64	0.44
1:B:-20:ASP:OD1	1:B:-18:THR:HG22	2.17	0.44
1:C:279:PHE:CD1	1:C:297:HIS:CG	3.05	0.44
1:C:280:LEU:CA	1:C:284:LYS:NZ	2.75	0.44
1:C:395:ARG:HG3	1:C:395:ARG:NH1	2.32	0.44
1:D:292:LYS:HG2	1:D:303:TYR:CE1	2.52	0.44
1:F:328:LEU:HG	1:F:353:ASP:CB	2.39	0.44
1:A:94:PHE:CE1	1:A:143:PHE:HE2	2.36	0.44
1:A:416:ASN:ND2	1:A:433:ALA:HB2	2.33	0.44
1:B:325:ASP:N	1:B:349:PRO:O	2.49	0.44
1:C:45:LEU:N	1:C:46:PRO:CD	2.79	0.44
1:C:58:ILE:HD13	1:C:154:HIS:CG	2.52	0.44
1:C:89:LYS:HD2	1:C:89:LYS:HA	1.77	0.44
1:C:206:VAL:O	1:C:240:ASN:HB3	2.17	0.44
1:D:280:LEU:HD23	1:D:284:LYS:HZ1	1.82	0.44
1:E:381:GLY:HA2	1:E:384:MET:HE3	1.99	0.44
1:F:60:PHE:CE1	1:F:76:CYS:HB2	2.53	0.44
1:F:147:PHE:CE2	1:F:151:LEU:HD22	2.52	0.44
1:F:206:VAL:O	1:F:240:ASN:HB3	2.17	0.44
1:F:308:LYS:HB3	1:F:310:TRP:CD1	2.52	0.44
1:B:3:GLU:OE2	1:B:3:GLU:HA	2.18	0.44
1:B:147:PHE:CE2	1:B:151:LEU:HD22	2.52	0.44
1:C:107:GLY:HA2	1:C:125:LYS:HB2	1.98	0.44
1:D:149:ASN:ND2	1:D:183:ILE:CD1	2.80	0.44
1:F:204:LEU:HD11	1:F:399:ASP:HB2	1.99	0.44
1:F:232:THR:H	1:F:315:THR:HG1	1.66	0.44
1:A:60:PHE:CE1	1:A:76:CYS:HB2	2.53	0.44
1:A:89:LYS:HD3	1:A:384:MET:CE	2.48	0.44

*Continued on next page...*

*Continued from previous page...*

Atom-1	Atom-2	Interatomic distance (Å)	Clash overlap (Å)
1:A:187:PHE:HB3	1:C:87:PRO:HG3	1.99	0.44
1:B:147:PHE:HE2	1:B:151:LEU:HD22	1.82	0.44
1:C:233:ALA:HA	1:C:316:LEU:O	2.18	0.44
1:E:15:ASP:HB3	1:E:18:GLN:HG3	1.99	0.44
1:E:147:PHE:HE2	1:E:151:LEU:HD22	1.83	0.44
1:E:276:ASN:HB3	1:E:294:TYR:OH	2.18	0.44
1:F:94:PHE:CE1	1:F:143:PHE:HE2	2.35	0.44
1:A:78:ARG:NH1	1:A:92:LEU:HD23	2.33	0.44
1:A:99:ASN:O	1:A:103:VAL:HG23	2.18	0.44
1:A:280:LEU:CA	1:A:284:LYS:NZ	2.74	0.44
1:B:364:ILE:O	1:B:364:ILE:HG22	2.17	0.44
1:C:270:ASN:C	1:C:270:ASN:HD22	2.20	0.44
1:D:224:LEU:O	1:D:225:ASN:HB3	2.18	0.44
1:E:147:PHE:CE2	1:E:151:LEU:HD22	2.53	0.44
1:F:204:LEU:HD12	1:F:398:VAL:HG12	2.00	0.44
1:F:284:LYS:O	1:F:288:LYS:HA	2.17	0.44
1:A:284:LYS:O	1:A:288:LYS:HA	2.18	0.44
1:A:284:LYS:O	1:A:289:GLY:N	2.49	0.44
1:B:440:GLU:HB2	1:D:198:LYS:HE3	1.99	0.44
1:E:119:LEU:HD12	1:E:121:MET:HE1	1.99	0.44
1:E:234:VAL:CG2	1:E:314:CYS:HB3	2.43	0.44
1:F:110:GLN:NE2	1:F:114:ASN:ND2	2.64	0.44
1:F:279:PHE:CD1	1:F:297:HIS:HB3	2.53	0.44
1:F:350:SER:OG	1:F:366:TYR:OH	2.30	0.44
1:A:56:ARG:HH22	1:F:185:ASN:ND2	2.15	0.44
1:A:279:PHE:CD1	1:A:297:HIS:CG	3.05	0.44
1:B:276:ASN:HB3	1:B:294:TYR:OH	2.17	0.44
1:C:89:LYS:HD3	1:C:384:MET:CE	2.48	0.44
1:D:196:ASN:ND2	1:D:198:LYS:NZ	2.66	0.44
1:D:351:THR:HG22	1:D:354:ALA:HB2	1.98	0.44
1:E:106:LEU:HB3	1:E:125:LYS:HE2	1.98	0.44
1:F:105:PHE:O	1:F:109:GLU:HG3	2.18	0.44
1:A:206:VAL:HG12	1:A:244:TYR:CE1	2.52	0.44
1:A:233:ALA:HA	1:A:316:LEU:O	2.18	0.44
1:A:308:LYS:HB3	1:A:310:TRP:CD1	2.53	0.44
1:B:-13:VAL:HG12	1:B:-12:LEU:H	1.82	0.44
1:C:284:LYS:O	1:C:288:LYS:HA	2.17	0.44
1:D:28:ILE:HD11	1:D:370:LYS:NZ	2.33	0.44
1:D:196:ASN:ND2	1:D:198:LYS:HZ3	2.16	0.44
1:E:149:ASN:ND2	1:E:183:ILE:CD1	2.80	0.44
1:F:281:ILE:HG23	1:F:282:ASP:H	1.83	0.44

*Continued on next page...*

*Continued from previous page...*

Atom-1	Atom-2	Interatomic distance (Å)	Clash overlap (Å)
1:F:328:LEU:HD22	1:F:332:LYS:HE3	2.00	0.44
1:A:328:LEU:HD22	1:A:332:LYS:HE3	2.00	0.43
1:B:119:LEU:HD12	1:B:121:MET:HE1	2.00	0.43
1:C:-5:TYR:OH	1:C:40:PRO:HG3	2.17	0.43
1:C:94:PHE:CE1	1:C:143:PHE:HE2	2.35	0.43
1:C:147:PHE:CE2	1:C:151:LEU:HD22	2.53	0.43
1:C:203:ASN:O	1:C:204:LEU:HB2	2.18	0.43
1:D:92:LEU:O	1:D:165:ASP:HB3	2.17	0.43
1:E:319:PRO:HD2	1:E:343:GLY:O	2.18	0.43
1:F:284:LYS:O	1:F:288:LYS:N	2.51	0.43
1:A:206:VAL:O	1:A:240:ASN:HB3	2.18	0.43
1:A:252:LEU:O	1:A:253:ASN:HB2	2.18	0.43
1:A:279:PHE:CD1	1:A:297:HIS:HB3	2.53	0.43
1:C:78:ARG:HD2	1:C:78:ARG:HA	1.64	0.43
1:C:232:THR:O	1:C:314:CYS:HB2	2.18	0.43
1:C:273:THR:N	1:C:276:ASN:HB2	2.28	0.43
1:D:246:VAL:O	1:D:250:LEU:HG	2.18	0.43
1:D:341:LEU:HD23	1:D:341:LEU:C	2.39	0.43
1:B:92:LEU:HA	1:B:126:GLY:O	2.18	0.43
1:F:203:ASN:O	1:F:204:LEU:HB2	2.18	0.43
1:A:-5:TYR:HA	1:A:-2:LEU:HD12	2.00	0.43
1:A:203:ASN:O	1:A:204:LEU:HB2	2.18	0.43
1:B:246:VAL:O	1:B:250:LEU:HG	2.18	0.43
1:C:14:LEU:C	1:C:16:PRO:HD3	2.39	0.43
1:C:378:ALA:O	1:C:382:LEU:HG	2.18	0.43
1:D:3:GLU:OE2	1:D:3:GLU:HA	2.18	0.43
1:D:15:ASP:HB3	1:D:18:GLN:HG3	1.99	0.43
1:D:147:PHE:CE2	1:D:151:LEU:HD22	2.53	0.43
1:F:-18:THR:HG22	1:F:-16:ARG:N	2.33	0.43
1:F:273:THR:N	1:F:276:ASN:HB2	2.29	0.43
1:F:310:TRP:CE2	1:F:326:VAL:HG22	2.54	0.43
1:A:350:SER:OG	1:A:366:TYR:OH	2.31	0.43
1:B:78:ARG:HD2	1:B:78:ARG:HA	1.80	0.43
1:B:92:LEU:O	1:B:165:ASP:HB3	2.19	0.43
1:B:99:ASN:ND2	1:B:99:ASN:C	2.71	0.43
1:B:149:ASN:HD22	1:B:183:ILE:CD1	2.31	0.43
1:B:224:LEU:O	1:B:225:ASN:HB3	2.18	0.43
1:C:-18:THR:HG22	1:C:-16:ARG:N	2.33	0.43
1:C:-18:THR:HG21	1:C:-16:ARG:CZ	2.49	0.43
1:C:174:GLY:HA2	1:C:199:TRP:CH2	2.53	0.43
1:C:308:LYS:HB3	1:C:310:TRP:CD1	2.53	0.43

*Continued on next page...*

*Continued from previous page...*

Atom-1	Atom-2	Interatomic distance (Å)	Clash overlap (Å)
1:C:310:TRP:CE2	1:C:326:VAL:HG22	2.54	0.43
1:D:14:LEU:HD22	1:F:75:ARG:CZ	2.48	0.43
1:D:28:ILE:HD11	1:D:370:LYS:HZ1	1.83	0.43
1:E:-20:ASP:OD1	1:E:-18:THR:HG22	2.18	0.43
1:F:232:THR:O	1:F:314:CYS:HB2	2.19	0.43
1:F:356:ASN:O	1:F:360:SER:N	2.52	0.43
1:A:58:ILE:HD13	1:A:154:HIS:CG	2.53	0.43
1:A:270:ASN:C	1:A:270:ASN:HD22	2.19	0.43
1:C:279:PHE:CD1	1:C:297:HIS:HB3	2.53	0.43
1:C:290:ARG:HD3	1:C:292:LYS:NZ	2.33	0.43
1:C:294:TYR:C	1:C:296:ASN:H	2.22	0.43
1:D:273:THR:CG2	1:D:274:HIS:N	2.82	0.43
1:E:128:SER:HG	1:E:143:PHE:HZ	1.64	0.43
1:F:233:ALA:HA	1:F:316:LEU:O	2.18	0.43
1:B:369:SER:O	1:B:373:ASN:OD1	2.37	0.43
1:C:313:PRO:CB	1:C:337:ASN:HD22	2.32	0.43
1:C:327:ASP:OD1	1:C:328:LEU:N	2.52	0.43
1:E:246:VAL:O	1:E:250:LEU:HG	2.19	0.43
1:F:78:ARG:NH1	1:F:92:LEU:HD23	2.34	0.43
1:F:206:VAL:HG12	1:F:244:TYR:CE1	2.54	0.43
1:F:266:VAL:CG2	1:F:267:TYR:H	2.28	0.43
1:A:284:LYS:HZ3	1:A:284:LYS:HB2	1.81	0.43
1:B:196:ASN:ND2	1:B:198:LYS:HZ3	2.16	0.43
1:B:206:VAL:HG12	1:B:244:TYR:CE1	2.54	0.43
1:B:341:LEU:HD23	1:B:341:LEU:C	2.38	0.43
1:C:60:PHE:CE1	1:C:76:CYS:HB2	2.53	0.43
1:C:164:GLY:N	1:C:173:ILE:HD11	2.34	0.43
1:C:213:LEU:HA	1:C:372:ALA:O	2.18	0.43
1:C:252:LEU:O	1:C:253:ASN:HB2	2.19	0.43
1:C:356:ASN:O	1:C:360:SER:N	2.52	0.43
1:F:164:GLY:N	1:F:173:ILE:HD11	2.33	0.43
1:A:14:LEU:C	1:A:16:PRO:HD3	2.38	0.43
1:A:187:PHE:CE2	1:C:86:GLY:HA2	2.53	0.43
1:A:294:TYR:C	1:A:296:ASN:H	2.22	0.43
1:A:440:GLU:CB	1:F:198:LYS:HE3	2.49	0.43
1:B:15:ASP:HB3	1:B:18:GLN:HG3	2.00	0.43
1:B:78:ARG:HG2	1:B:151:LEU:HD11	1.99	0.43
1:D:147:PHE:HE2	1:D:151:LEU:HD22	1.83	0.43
1:E:3:GLU:O	1:E:7:VAL:HG23	2.19	0.43
1:F:113:LYS:HE2	1:F:377:VAL:HG23	2.00	0.43
1:F:294:TYR:C	1:F:296:ASN:H	2.22	0.43

*Continued on next page...*



*Continued from previous page...*

Atom-1	Atom-2	Interatomic distance (Å)	Clash overlap (Å)
1:A:334:LEU:HB3	1:A:339:CYS:SG	2.58	0.43
1:C:232:THR:H	1:C:315:THR:HG1	1.67	0.43
1:D:-12:LEU:O	1:D:-11:ASP:C	2.57	0.43
1:D:149:ASN:HD22	1:D:183:ILE:CD1	2.32	0.43
1:E:385:SER:O	1:E:389:GLN:HG3	2.18	0.43
1:F:58:ILE:HD13	1:F:154:HIS:CG	2.54	0.43
1:F:313:PRO:CB	1:F:337:ASN:HD22	2.32	0.43
1:B:85:LEU:HD21	1:B:437:LYS:HG2	2.00	0.42
1:B:290:ARG:O	1:B:292:LYS:N	2.52	0.42
1:C:174:GLY:HA2	1:C:199:TRP:HH2	1.84	0.42
1:C:206:VAL:HG12	1:C:244:TYR:CE1	2.54	0.42
1:D:78:ARG:HD2	1:D:78:ARG:HA	1.79	0.42
1:E:341:LEU:HD23	1:E:341:LEU:C	2.39	0.42
1:F:174:GLY:HA2	1:F:199:TRP:CH2	2.53	0.42
1:A:128:SER:C	1:A:130:PHE:H	2.21	0.42
1:A:232:THR:O	1:A:314:CYS:HB2	2.18	0.42
1:B:3:GLU:O	1:B:7:VAL:HG23	2.19	0.42
1:B:319:PRO:HD2	1:B:343:GLY:O	2.19	0.42
1:C:113:LYS:HE2	1:C:377:VAL:HG23	2.00	0.42
1:D:-20:ASP:OD1	1:D:-18:THR:HG22	2.18	0.42
1:F:393:TRP:CD1	1:F:393:TRP:N	2.87	0.42
1:A:327:ASP:OD1	1:A:328:LEU:N	2.53	0.42
1:A:368:PRO:HG3	1:A:427:GLN:CA	2.48	0.42
1:C:105:PHE:O	1:C:109:GLU:HG3	2.18	0.42
1:C:284:LYS:O	1:C:288:LYS:N	2.52	0.42
1:C:284:LYS:O	1:C:289:GLY:N	2.50	0.42
1:D:242:ALA:HB2	1:D:320:CYS:HB2	2.01	0.42
1:E:3:GLU:CG	1:E:45:LEU:HD13	2.49	0.42
1:F:416:ASN:ND2	1:F:433:ALA:HB2	2.34	0.42
1:A:92:LEU:HB2	1:A:168:VAL:HG21	2.02	0.42
1:A:116:LEU:O	1:A:409:ILE:HG12	2.19	0.42
1:A:178:GLY:HA3	1:C:445:GLN:O	2.19	0.42
1:A:310:TRP:CE2	1:A:326:VAL:HG22	2.54	0.42
1:B:149:ASN:ND2	1:B:183:ILE:CD1	2.79	0.42
1:C:187:PHE:CE2	1:F:86:GLY:HA2	2.54	0.42
1:C:215:TYR:OH	1:C:403:LYS:HE2	2.19	0.42
1:E:290:ARG:O	1:E:292:LYS:N	2.53	0.42
1:F:-18:THR:HG22	1:F:-16:ARG:H	1.84	0.42
1:F:174:GLY:HA2	1:F:199:TRP:HH2	1.84	0.42
1:F:308:LYS:CD	1:F:330:GLN:OE1	2.60	0.42
1:F:378:ALA:O	1:F:382:LEU:HG	2.19	0.42

*Continued on next page...*

*Continued from previous page...*

Atom-1	Atom-2	Interatomic distance (Å)	Clash overlap (Å)
1:A:174:GLY:HA2	1:A:199:TRP:CH2	2.54	0.42
1:A:356:ASN:O	1:A:360:SER:N	2.52	0.42
1:A:407:ARG:O	1:A:411:ILE:HG13	2.20	0.42
1:B:385:SER:O	1:B:389:GLN:HG3	2.18	0.42
1:C:416:ASN:ND2	1:C:433:ALA:HB2	2.34	0.42
1:E:28:ILE:HD11	1:E:370:LYS:HZ1	1.83	0.42
1:E:28:ILE:HD11	1:E:370:LYS:NZ	2.34	0.42
1:F:14:LEU:C	1:F:16:PRO:HD3	2.40	0.42
1:F:252:LEU:O	1:F:253:ASN:HB2	2.20	0.42
1:A:-18:THR:HG22	1:A:-16:ARG:N	2.35	0.42
1:A:105:PHE:O	1:A:109:GLU:HG3	2.19	0.42
1:A:395:ARG:HG3	1:A:395:ARG:NH1	2.34	0.42
1:B:-12:LEU:O	1:B:-11:ASP:C	2.58	0.42
1:C:224:LEU:HD12	1:C:224:LEU:HA	1.80	0.42
1:D:-18:THR:CG2	1:D:-16:ARG:HB2	2.50	0.42
1:F:284:LYS:O	1:F:289:GLY:N	2.48	0.42
1:F:422:ASN:C	1:F:422:ASN:HD22	2.19	0.42
1:B:14:LEU:HD22	1:C:75:ARG:CZ	2.50	0.42
1:D:85:LEU:HD21	1:D:437:LYS:HG2	2.02	0.42
1:D:385:SER:O	1:D:389:GLN:HG3	2.20	0.42
1:E:149:ASN:HD22	1:E:183:ILE:CD1	2.32	0.42
1:F:-5:TYR:HA	1:F:-2:LEU:HD12	2.00	0.42
1:F:89:LYS:HG3	1:F:384:MET:HE1	2.02	0.42
1:F:327:ASP:OD1	1:F:328:LEU:N	2.52	0.42
1:A:277:LEU:O	1:A:280:LEU:HB2	2.20	0.42
1:A:417(A):LEU:CD1	1:A:423:LYS:HB2	2.39	0.42
1:A:419:TYR:CD1	1:A:432:ILE:HG21	2.54	0.42
1:C:292:LYS:C	1:C:294:TYR:N	2.73	0.42
1:C:393:TRP:CD1	1:C:393:TRP:N	2.87	0.42
1:D:78:ARG:HG2	1:D:151:LEU:HD11	2.01	0.42
1:D:276:ASN:HB3	1:D:294:TYR:OH	2.20	0.42
1:A:107:GLY:CA	1:A:125:LYS:HB2	2.49	0.42
1:A:213:LEU:HA	1:A:372:ALA:O	2.19	0.42
1:A:313:PRO:CB	1:A:337:ASN:HD22	2.33	0.42
1:B:3:GLU:CG	1:B:45:LEU:HD13	2.50	0.42
1:B:273:THR:CG2	1:B:274:HIS:N	2.83	0.42
1:C:-6:ASN:ND2	1:C:-2:LEU:HD11	2.35	0.42
1:C:306:ASN:O	1:C:307:GLU:HG3	2.20	0.42
1:D:206:VAL:HG12	1:D:244:TYR:CE1	2.54	0.42
1:F:215:TYR:OH	1:F:403:LYS:HE2	2.20	0.42
1:A:204:LEU:HD11	1:A:399:ASP:HB2	2.02	0.42

*Continued on next page...*

*Continued from previous page...*

Atom-1	Atom-2	Interatomic distance (Å)	Clash overlap (Å)
1:B:242:ALA:HB2	1:B:320:CYS:HB2	2.02	0.42
1:C:150:GLU:OE1	1:C:154:HIS:HE1	2.03	0.42
1:C:204:LEU:HD11	1:C:399:ASP:HB2	2.02	0.42
1:C:366:TYR:O	1:C:368:PRO:HD3	2.20	0.42
1:C:419:TYR:CD1	1:C:432:ILE:HG21	2.55	0.42
1:D:-12:LEU:O	1:D:-5:TYR:HE1	2.02	0.42
1:D:119:LEU:HD12	1:D:121:MET:HE1	2.01	0.42
1:D:290:ARG:O	1:D:292:LYS:N	2.53	0.42
1:D:359:LYS:NZ	1:D:427:GLN:HB3	2.35	0.42
1:E:-12:LEU:O	1:E:-11:ASP:C	2.58	0.42
1:E:85:LEU:HD21	1:E:437:LYS:HG2	2.01	0.42
1:F:128:SER:C	1:F:130:PHE:H	2.23	0.42
1:A:96:PRO:HG3	1:A:131:ASP:CB	2.44	0.41
1:A:172:GLU:OE2	1:A:172:GLU:N	2.50	0.41
1:A:174:GLY:HA2	1:A:199:TRP:HH2	1.85	0.41
1:A:204:LEU:HD12	1:A:398:VAL:HG12	2.00	0.41
1:A:351:THR:HG22	1:A:352:VAL:N	2.34	0.41
1:B:359:LYS:NZ	1:B:427:GLN:HB3	2.35	0.41
1:C:107:GLY:CA	1:C:125:LYS:HB2	2.50	0.41
1:C:212:GLY:HA2	1:C:215:TYR:HB2	2.01	0.41
1:C:328:LEU:HD22	1:C:332:LYS:HE3	2.01	0.41
1:C:346:ALA:HB3	1:C:349:PRO:HG3	2.02	0.41
1:D:45:LEU:HB2	1:D:46:PRO:HD3	2.02	0.41
1:F:-6:ASN:ND2	1:F:-2:LEU:HD11	2.35	0.41
1:F:96:PRO:HG3	1:F:131:ASP:CB	2.43	0.41
1:F:116:LEU:O	1:F:409:ILE:HG12	2.20	0.41
1:A:-6:ASN:ND2	1:A:-2:LEU:HD11	2.35	0.41
1:A:56:ARG:NH2	1:F:185:ASN:OD1	2.53	0.41
1:A:284:LYS:O	1:A:288:LYS:N	2.52	0.41
1:B:28:ILE:HD11	1:B:370:LYS:NZ	2.35	0.41
1:C:99:ASN:O	1:C:103:VAL:HG23	2.19	0.41
1:C:268:GLU:OE2	1:C:300:THR:HG23	2.19	0.41
1:E:206:VAL:HG12	1:E:244:TYR:CE1	2.55	0.41
1:F:419:TYR:CD1	1:F:432:ILE:HG21	2.55	0.41
1:A:164:GLY:N	1:A:173:ILE:HD11	2.35	0.41
1:A:346:ALA:HB3	1:A:349:PRO:HG3	2.02	0.41
1:A:358:PHE:HD2	1:A:364:ILE:HD12	1.85	0.41
1:C:-18:THR:HG22	1:C:-16:ARG:H	1.84	0.41
1:C:-5:TYR:HA	1:C:-2:LEU:HD12	2.01	0.41
1:C:227:PRO:O	1:C:231:GLN:NE2	2.28	0.41
1:E:224:LEU:O	1:E:225:ASN:HB3	2.19	0.41

*Continued on next page...*

*Continued from previous page...*

Atom-1	Atom-2	Interatomic distance (Å)	Clash overlap (Å)
1:E:273:THR:CG2	1:E:274:HIS:N	2.83	0.41
1:F:358:PHE:HD2	1:F:364:ILE:HD12	1.85	0.41
1:A:-18:THR:HG22	1:A:-16:ARG:H	1.86	0.41
1:C:187:PHE:HB3	1:F:87:PRO:HG3	2.02	0.41
1:C:277:LEU:O	1:C:280:LEU:HB2	2.20	0.41
1:C:379:ILE:CD1	1:C:382:LEU:HD12	2.42	0.41
1:D:-12:LEU:O	1:D:-5:TYR:CE1	2.73	0.41
1:E:364:ILE:O	1:E:364:ILE:HG22	2.20	0.41
1:F:54:PRO:HG3	1:F:81:TYR:CZ	2.56	0.41
1:F:100:LEU:O	1:F:104:LYS:HG3	2.20	0.41
1:F:417(A):LEU:CD1	1:F:423:LYS:HB2	2.39	0.41
1:A:-18:THR:HG21	1:A:-16:ARG:CZ	2.49	0.41
1:A:273:THR:N	1:A:276:ASN:HB2	2.29	0.41
1:A:351:THR:CG2	1:A:352:VAL:N	2.84	0.41
1:B:344:GLU:OE1	1:B:366:TYR:OH	2.29	0.41
1:C:92:LEU:HB2	1:C:168:VAL:HG21	2.01	0.41
1:C:128:SER:C	1:C:130:PHE:H	2.23	0.41
1:C:436:LEU:HD23	1:C:436:LEU:HA	1.80	0.41
1:E:149:ASN:HD22	1:E:149:ASN:HA	1.58	0.41
1:F:215:TYR:CZ	1:F:248:LYS:HE2	2.56	0.41
1:A:89:LYS:HD3	1:A:384:MET:HE2	2.02	0.41
1:A:281:ILE:HG23	1:A:282:ASP:H	1.85	0.41
1:B:4:MET:CE	1:B:30:TYR:HA	2.50	0.41
1:B:99:ASN:O	1:B:103:VAL:HG23	2.21	0.41
1:B:185:ASN:OD1	1:E:56:ARG:NH2	2.53	0.41
1:C:204:LEU:HD12	1:C:398:VAL:HG12	2.01	0.41
1:E:4:MET:CE	1:E:30:TYR:HA	2.50	0.41
1:E:45:LEU:HB2	1:E:46:PRO:HD3	2.02	0.41
1:F:346:ALA:HB3	1:F:349:PRO:HG3	2.03	0.41
1:A:75:ARG:CZ	1:E:14:LEU:HD22	2.50	0.41
1:B:268:GLU:OE2	1:B:300:THR:CG2	2.69	0.41
1:C:351:THR:HG22	1:C:352:VAL:N	2.36	0.41
1:D:174:GLY:HA2	1:D:199:TRP:HH2	1.86	0.41
1:E:78:ARG:HG2	1:E:151:LEU:HD11	2.02	0.41
1:E:278:GLU:HA	1:E:281:ILE:HG21	2.02	0.41
1:E:436:LEU:HD23	1:E:436:LEU:HA	1.89	0.41
1:F:63:CYS:HA	1:F:72:ARG:O	2.20	0.41
1:F:212:GLY:HA2	1:F:215:TYR:HB2	2.02	0.41
1:A:53:GLU:HA	1:A:54:PRO:HD3	1.91	0.41
1:C:172:GLU:OE2	1:C:172:GLU:N	2.50	0.41
1:C:215:TYR:CZ	1:C:248:LYS:HE2	2.55	0.41

*Continued on next page...*

*Continued from previous page...*

Atom-1	Atom-2	Interatomic distance (Å)	Clash overlap (Å)
1:C:367:CYS:HA	1:C:368:PRO:HD3	1.72	0.41
1:C:377:VAL:O	1:C:380:SER:HB3	2.21	0.41
1:D:382:LEU:O	1:D:386:GLN:HG3	2.20	0.41
1:E:-18:THR:CG2	1:E:-16:ARG:HB2	2.51	0.41
1:A:54:PRO:HG3	1:A:81:TYR:CZ	2.56	0.41
1:A:87:PRO:HG3	1:F:187:PHE:HB3	2.02	0.41
1:A:93:ARG:NH2	1:A:166:ILE:HD12	2.36	0.41
1:A:100:LEU:O	1:A:104:LYS:HG3	2.20	0.41
1:A:248:LYS:HD2	1:A:248:LYS:HA	1.80	0.41
1:A:377:VAL:O	1:A:380:SER:HB3	2.21	0.41
1:A:393:TRP:CD1	1:A:393:TRP:N	2.85	0.41
1:B:179:GLN:HA	1:B:179:GLN:HE21	1.86	0.41
1:B:252:LEU:O	1:B:253:ASN:HB2	2.20	0.41
1:B:278:GLU:C	1:B:281:ILE:HG22	2.41	0.41
1:C:100:LEU:O	1:C:104:LYS:HG3	2.21	0.41
1:C:281:ILE:HG23	1:C:282:ASP:H	1.86	0.41
1:C:323:GLN:O	1:C:324:ASN:HB2	2.21	0.41
1:D:278:GLU:HA	1:D:281:ILE:HG21	2.01	0.41
1:E:359:LYS:NZ	1:E:427:GLN:HB3	2.36	0.41
1:E:439:ALA:O	1:E:440:GLU:C	2.59	0.41
1:F:368:PRO:HG3	1:F:427:GLN:CA	2.48	0.41
1:A:75:ARG:NH2	1:E:14:LEU:HB3	2.36	0.41
1:A:212:GLY:HA2	1:A:215:TYR:HB2	2.01	0.41
1:A:379:ILE:CD1	1:A:382:LEU:HD12	2.39	0.41
1:D:1:ASP:OD1	1:D:33:LYS:HE3	2.21	0.41
1:D:3:GLU:O	1:D:7:VAL:HG23	2.21	0.41
1:D:268:GLU:OE2	1:D:300:THR:CG2	2.68	0.41
1:E:130:PHE:O	1:E:132:PRO:HD3	2.21	0.41
1:F:147:PHE:HE2	1:F:151:LEU:HD22	1.86	0.41
1:F:246:VAL:CG2	1:F:259:LEU:HD21	2.32	0.41
1:B:96:PRO:HG3	1:B:131:ASP:CB	2.51	0.40
1:B:282:ASP:O	1:B:283:LEU:CG	2.65	0.40
1:D:96:PRO:HG3	1:D:131:ASP:CB	2.51	0.40
1:E:63:CYS:HA	1:E:72:ARG:O	2.22	0.40
1:E:99:ASN:O	1:E:103:VAL:HG23	2.21	0.40
1:E:278:GLU:C	1:E:281:ILE:HG22	2.41	0.40
1:E:382:LEU:O	1:E:386:GLN:HG3	2.21	0.40
1:F:-18:THR:HG21	1:F:-16:ARG:CZ	2.51	0.40
1:F:347:ASN:HD22	1:F:347:ASN:HA	1.58	0.40
1:A:150:GLU:OE1	1:A:154:HIS:HE1	2.04	0.40
1:A:224:LEU:HD12	1:A:224:LEU:HA	1.79	0.40

*Continued on next page...*

*Continued from previous page...*

Atom-1	Atom-2	Interatomic distance (Å)	Clash overlap (Å)
1:B:32:LEU:HD12	1:B:48:ILE:HD12	2.04	0.40
1:B:382:LEU:O	1:B:386:GLN:HG3	2.22	0.40
1:C:218:LEU:HD12	1:C:218:LEU:O	2.21	0.40
1:D:331:ALA:O	1:D:335:GLN:HB2	2.20	0.40
1:D:369:SER:O	1:D:373:ASN:OD1	2.40	0.40
1:E:282:ASP:O	1:E:283:LEU:CG	2.65	0.40
1:F:113:LYS:HE2	1:F:377:VAL:HG21	2.02	0.40
1:F:351:THR:CG2	1:F:352:VAL:N	2.84	0.40
1:A:-22:LEU:O	1:A:-21:LYS:HG3	2.22	0.40
1:B:54:PRO:HG3	1:B:81:TYR:CZ	2.57	0.40
1:B:331:ALA:O	1:B:335:GLN:HB2	2.21	0.40
1:D:224:LEU:HD13	1:D:224:LEU:HA	1.86	0.40
1:E:268:GLU:OE2	1:E:300:THR:CG2	2.69	0.40
1:A:366:TYR:O	1:A:368:PRO:HD3	2.22	0.40
1:B:-12:LEU:O	1:B:-5:TYR:CE1	2.74	0.40
1:B:-12:LEU:O	1:B:-5:TYR:HE1	2.03	0.40
1:B:45:LEU:HB2	1:B:46:PRO:HD3	2.03	0.40
1:B:367:CYS:HA	1:B:368:PRO:HD3	1.67	0.40
1:D:32:LEU:HD12	1:D:48:ILE:HD12	2.03	0.40
1:D:282:ASP:O	1:D:283:LEU:CG	2.64	0.40
1:E:221:LEU:HD23	1:E:221:LEU:HA	1.90	0.40
1:E:224:LEU:HD13	1:E:224:LEU:HA	1.87	0.40
1:E:344:GLU:OE1	1:E:366:TYR:OH	2.33	0.40
1:F:150:GLU:OE1	1:F:154:HIS:HE1	2.03	0.40
1:A:228:VAL:HG13	1:A:229:GLU:N	2.37	0.40
1:B:55:GLU:HG3	1:B:81:TYR:O	2.22	0.40
1:B:156:GLY:HA2	1:B:190:THR:OG1	2.22	0.40
1:C:197:VAL:HA	1:C:201:GLY:HA3	2.04	0.40
1:D:3:GLU:CG	1:D:45:LEU:HD13	2.50	0.40
1:E:242:ALA:HB2	1:E:320:CYS:HB2	2.02	0.40
1:E:367:CYS:HA	1:E:368:PRO:HD3	1.67	0.40
1:F:107:GLY:CA	1:F:125:LYS:HB2	2.51	0.40
1:F:197:VAL:HA	1:F:201:GLY:HA3	2.03	0.40
1:F:268:GLU:OE2	1:F:300:THR:HG23	2.22	0.40
1:F:305:PRO:O	1:F:306:ASN:C	2.60	0.40
1:F:323:GLN:O	1:F:324:ASN:HB2	2.21	0.40
1:F:351:THR:HG22	1:F:352:VAL:N	2.35	0.40

There are no symmetry-related clashes.

## 5.3 Torsion angles [i](#)

### 5.3.1 Protein backbone [i](#)

In the following table, the Percentiles column shows the percent Ramachandran outliers of the chain as a percentile score with respect to all X-ray entries followed by that with respect to entries of similar resolution.

The Analysed column shows the number of residues for which the backbone conformation was analysed, and the total number of residues.

Mol	Chain	Analysed	Favoured	Allowed	Outliers	Percentiles
1	A	465/470 (99%)	408 (88%)	40 (9%)	17 (4%)	<b>3</b> <b>7</b>
1	B	465/470 (99%)	428 (92%)	31 (7%)	6 (1%)	<b>12</b> <b>30</b>
1	C	465/470 (99%)	408 (88%)	41 (9%)	16 (3%)	<b>3</b> <b>8</b>
1	D	465/470 (99%)	430 (92%)	29 (6%)	6 (1%)	<b>12</b> <b>30</b>
1	E	465/470 (99%)	429 (92%)	29 (6%)	7 (2%)	<b>10</b> <b>26</b>
1	F	465/470 (99%)	407 (88%)	41 (9%)	17 (4%)	<b>3</b> <b>7</b>
All	All	2790/2820 (99%)	2510 (90%)	211 (8%)	69 (2%)	<b>5</b> <b>14</b>

All (69) Ramachandran outliers are listed below:

Mol	Chain	Res	Type
1	A	-5	TYR
1	B	-11	ASP
1	B	285	GLU
1	C	-5	TYR
1	C	305	PRO
1	D	-11	ASP
1	D	285	GLU
1	E	-11	ASP
1	E	285	GLU
1	F	-5	TYR
1	F	305	PRO
1	A	-11	ASP
1	A	111	ILE
1	A	281	ILE
1	A	293	GLU
1	A	301	ALA
1	A	305	PRO
1	A	306	ASN
1	A	310	TRP
1	C	-11	ASP

*Continued on next page...*

*Continued from previous page...*

<b>Mol</b>	<b>Chain</b>	<b>Res</b>	<b>Type</b>
1	C	111	ILE
1	C	281	ILE
1	C	293	GLU
1	C	301	ALA
1	C	306	ASN
1	C	310	TRP
1	F	-11	ASP
1	F	111	ILE
1	F	293	GLU
1	F	301	ALA
1	F	306	ASN
1	F	310	TRP
1	A	238	SER
1	A	280	LEU
1	A	423	LYS
1	B	283	LEU
1	B	423	LYS
1	C	238	SER
1	C	280	LEU
1	C	423	LYS
1	D	283	LEU
1	D	423	LYS
1	E	283	LEU
1	E	423	LYS
1	F	238	SER
1	F	280	LEU
1	F	281	ILE
1	F	423	LYS
1	A	282	ASP
1	B	281	ILE
1	C	282	ASP
1	D	281	ILE
1	A	165	ASP
1	C	165	ASP
1	C	295	LEU
1	D	78	ARG
1	E	78	ARG
1	E	281	ILE
1	F	165	ASP
1	F	282	ASP
1	F	295	LEU
1	A	295	LEU

*Continued on next page...*



*Continued from previous page...*

Mol	Chain	Res	Type
1	A	348	MET
1	B	291	ILE
1	C	348	MET
1	F	348	MET
1	A	227	PRO
1	E	291	ILE
1	F	227	PRO

### 5.3.2 Protein sidechains [i](#)

In the following table, the Percentiles column shows the percent sidechain outliers of the chain as a percentile score with respect to all X-ray entries followed by that with respect to entries of similar resolution.

The Analysed column shows the number of residues for which the sidechain conformation was analysed, and the total number of residues.

Mol	Chain	Analysed	Rotameric	Outliers	Percentiles	
1	A	401/403 (100%)	376 (94%)	25 (6%)	18	40
1	B	401/403 (100%)	383 (96%)	18 (4%)	27	55
1	C	401/403 (100%)	376 (94%)	25 (6%)	18	40
1	D	401/403 (100%)	384 (96%)	17 (4%)	30	58
1	E	401/403 (100%)	383 (96%)	18 (4%)	27	55
1	F	401/403 (100%)	376 (94%)	25 (6%)	18	40
All	All	2406/2418 (100%)	2278 (95%)	128 (5%)	22	48

All (128) residues with a non-rotameric sidechain are listed below:

Mol	Chain	Res	Type
1	A	-19	LYS
1	A	-12	LEU
1	A	-6	ASN
1	A	72	ARG
1	A	81	TYR
1	A	99	ASN
1	A	105	PHE
1	A	110	GLN
1	A	185	ASN
1	A	213	LEU
1	A	224	LEU

*Continued on next page...*

*Continued from previous page...*

<b>Mol</b>	<b>Chain</b>	<b>Res</b>	<b>Type</b>
1	A	270	ASN
1	A	277	LEU
1	A	281	ILE
1	A	284	LYS
1	A	305	PRO
1	A	315	THR
1	A	320	CYS
1	A	328	LEU
1	A	334	LEU
1	A	347	ASN
1	A	350	SER
1	A	363	ASN
1	A	404	GLU
1	A	422	ASN
1	B	-22	LEU
1	B	-18	THR
1	B	81	TYR
1	B	99	ASN
1	B	185	ASN
1	B	190	THR
1	B	205	ARG
1	B	213	LEU
1	B	224	LEU
1	B	231	GLN
1	B	245	CYS
1	B	261	ASP
1	B	277	LEU
1	B	300	THR
1	B	328	LEU
1	B	351	THR
1	B	363	ASN
1	B	422	ASN
1	C	-19	LYS
1	C	-12	LEU
1	C	-6	ASN
1	C	72	ARG
1	C	81	TYR
1	C	99	ASN
1	C	105	PHE
1	C	110	GLN
1	C	112	PHE
1	C	185	ASN

*Continued on next page...*

*Continued from previous page...*

<b>Mol</b>	<b>Chain</b>	<b>Res</b>	<b>Type</b>
1	C	213	LEU
1	C	224	LEU
1	C	270	ASN
1	C	277	LEU
1	C	281	ILE
1	C	284	LYS
1	C	305	PRO
1	C	315	THR
1	C	320	CYS
1	C	328	LEU
1	C	347	ASN
1	C	350	SER
1	C	363	ASN
1	C	404	GLU
1	C	422	ASN
1	D	-22	LEU
1	D	-18	THR
1	D	81	TYR
1	D	99	ASN
1	D	185	ASN
1	D	190	THR
1	D	205	ARG
1	D	213	LEU
1	D	224	LEU
1	D	231	GLN
1	D	261	ASP
1	D	277	LEU
1	D	300	THR
1	D	328	LEU
1	D	351	THR
1	D	363	ASN
1	D	422	ASN
1	E	-22	LEU
1	E	-18	THR
1	E	81	TYR
1	E	99	ASN
1	E	185	ASN
1	E	190	THR
1	E	205	ARG
1	E	213	LEU
1	E	224	LEU
1	E	231	GLN

*Continued on next page...*

*Continued from previous page...*

Mol	Chain	Res	Type
1	E	245	CYS
1	E	261	ASP
1	E	277	LEU
1	E	300	THR
1	E	328	LEU
1	E	351	THR
1	E	363	ASN
1	E	422	ASN
1	F	-19	LYS
1	F	-12	LEU
1	F	-6	ASN
1	F	72	ARG
1	F	81	TYR
1	F	99	ASN
1	F	105	PHE
1	F	110	GLN
1	F	112	PHE
1	F	185	ASN
1	F	213	LEU
1	F	224	LEU
1	F	270	ASN
1	F	277	LEU
1	F	281	ILE
1	F	284	LYS
1	F	305	PRO
1	F	315	THR
1	F	320	CYS
1	F	328	LEU
1	F	347	ASN
1	F	350	SER
1	F	363	ASN
1	F	404	GLU
1	F	422	ASN

Sometimes sidechains can be flipped to improve hydrogen bonding and reduce clashes. All (107) such sidechains are listed below:

Mol	Chain	Res	Type
1	A	-9	ASN
1	A	6	ASN
1	A	26	HIS
1	A	68	ASN
1	A	95	HIS

*Continued on next page...*

*Continued from previous page...*

<b>Mol</b>	<b>Chain</b>	<b>Res</b>	<b>Type</b>
1	A	99	ASN
1	A	110	GLN
1	A	114	ASN
1	A	145	GLN
1	A	149	ASN
1	A	154	HIS
1	A	179	GLN
1	A	185	ASN
1	A	196	ASN
1	A	347	ASN
1	A	363	ASN
1	A	389	GLN
1	A	392	HIS
1	B	6	ASN
1	B	68	ASN
1	B	95	HIS
1	B	99	ASN
1	B	110	GLN
1	B	114	ASN
1	B	149	ASN
1	B	154	HIS
1	B	179	GLN
1	B	196	ASN
1	B	240	ASN
1	B	270	ASN
1	B	276	ASN
1	B	297	HIS
1	B	363	ASN
1	B	392	HIS
1	B	422	ASN
1	C	-9	ASN
1	C	6	ASN
1	C	26	HIS
1	C	68	ASN
1	C	95	HIS
1	C	99	ASN
1	C	110	GLN
1	C	114	ASN
1	C	149	ASN
1	C	154	HIS
1	C	179	GLN
1	C	185	ASN

*Continued on next page...*

*Continued from previous page...*

<b>Mol</b>	<b>Chain</b>	<b>Res</b>	<b>Type</b>
1	C	196	ASN
1	C	270	ASN
1	C	347	ASN
1	C	363	ASN
1	C	389	GLN
1	C	392	HIS
1	D	6	ASN
1	D	68	ASN
1	D	95	HIS
1	D	99	ASN
1	D	110	GLN
1	D	114	ASN
1	D	149	ASN
1	D	154	HIS
1	D	179	GLN
1	D	196	ASN
1	D	240	ASN
1	D	270	ASN
1	D	276	ASN
1	D	297	HIS
1	D	363	ASN
1	D	392	HIS
1	D	422	ASN
1	E	6	ASN
1	E	68	ASN
1	E	95	HIS
1	E	99	ASN
1	E	110	GLN
1	E	114	ASN
1	E	149	ASN
1	E	154	HIS
1	E	179	GLN
1	E	196	ASN
1	E	240	ASN
1	E	270	ASN
1	E	276	ASN
1	E	297	HIS
1	E	363	ASN
1	E	392	HIS
1	E	422	ASN
1	F	-9	ASN
1	F	6	ASN

*Continued on next page...*

*Continued from previous page...*

Mol	Chain	Res	Type
1	F	26	HIS
1	F	68	ASN
1	F	95	HIS
1	F	99	ASN
1	F	110	GLN
1	F	114	ASN
1	F	145	GLN
1	F	149	ASN
1	F	154	HIS
1	F	179	GLN
1	F	185	ASN
1	F	196	ASN
1	F	240	ASN
1	F	270	ASN
1	F	347	ASN
1	F	363	ASN
1	F	389	GLN
1	F	392	HIS

### 5.3.3 RNA [i](#)

There are no RNA molecules in this entry.

### 5.4 Non-standard residues in protein, DNA, RNA chains [i](#)

There are no non-standard protein/DNA/RNA residues in this entry.

### 5.5 Carbohydrates [i](#)

There are no monosaccharides in this entry.

### 5.6 Ligand geometry [i](#)

There are no ligands in this entry.

### 5.7 Other polymers [i](#)

There are no such residues in this entry.

## 5.8 Polymer linkage issues

There are no chain breaks in this entry.



## 6 Fit of model and data

### 6.1 Protein, DNA and RNA chains

In the following table, the column labelled ‘#RSRZ > 2’ contains the number (and percentage) of RSRZ outliers, followed by percent RSRZ outliers for the chain as percentile scores relative to all X-ray entries and entries of similar resolution. The OWAB column contains the minimum, median, 95<sup>th</sup> percentile and maximum values of the occupancy-weighted average B-factor per residue. The column labelled ‘Q < 0.9’ lists the number of (and percentage) of residues with an average occupancy less than 0.9.

Mol	Chain	Analysed	<RSRZ>	#RSRZ>2	OWAB(Å <sup>2</sup> )	Q<0.9
1	A	467/470 (99%)	0.38	31 (6%) 18 16	21, 46, 66, 77	0
1	B	467/470 (99%)	-0.20	4 (0%) 84 85	12, 26, 44, 65	0
1	C	467/470 (99%)	0.35	26 (5%) 24 23	20, 46, 66, 76	0
1	D	467/470 (99%)	-0.14	4 (0%) 84 85	14, 26, 45, 65	0
1	E	467/470 (99%)	-0.13	6 (1%) 77 78	12, 26, 44, 65	0
1	F	467/470 (99%)	0.44	36 (7%) 13 11	21, 46, 67, 77	0
All	All	2802/2820 (99%)	0.12	107 (3%) 40 39	12, 35, 63, 77	0

All (107) RSRZ outliers are listed below:

Mol	Chain	Res	Type	RSRZ
1	A	301	ALA	7.5
1	C	270	ASN	6.0
1	F	270	ASN	5.5
1	F	282	ASP	5.2
1	F	336	LYS	5.1
1	A	282	ASP	4.4
1	C	288	LYS	4.2
1	E	282	ASP	4.0
1	F	269	PRO	4.0
1	A	297	HIS	3.7
1	F	279	PHE	3.7
1	A	296	ASN	3.7
1	A	288	LYS	3.6
1	A	306	ASN	3.6
1	C	290	ARG	3.5
1	A	289	GLY	3.5
1	F	285	GLU	3.4
1	E	286	GLU	3.4
1	C	336	LYS	3.3

*Continued on next page...*

*Continued from previous page...*

<b>Mol</b>	<b>Chain</b>	<b>Res</b>	<b>Type</b>	<b>RSRZ</b>
1	A	363	ASN	3.3
1	C	286	GLU	3.2
1	A	333	LEU	3.2
1	F	301	ALA	3.2
1	C	282	ASP	3.1
1	A	336	LYS	3.1
1	F	286	GLU	3.0
1	F	329	ASP	3.0
1	F	-19	LYS	2.9
1	F	328	LEU	2.9
1	F	333	LEU	2.9
1	F	290	ARG	2.9
1	F	417(A)	LEU	2.9
1	F	373	ASN	2.9
1	C	263	ASN	2.8
1	A	356	ASN	2.8
1	C	289	GLY	2.8
1	A	373	ASN	2.8
1	A	305	PRO	2.7
1	D	286	GLU	2.7
1	A	286	GLU	2.7
1	C	323	GLN	2.7
1	C	283	LEU	2.7
1	F	363	ASN	2.7
1	C	352	VAL	2.7
1	F	352	VAL	2.7
1	C	296	ASN	2.7
1	C	306	ASN	2.6
1	F	263	ASN	2.6
1	D	282	ASP	2.6
1	A	285	GLU	2.6
1	A	279	PHE	2.6
1	B	286	GLU	2.6
1	F	360	SER	2.6
1	F	283	LEU	2.6
1	A	-19	LYS	2.6
1	C	251	HIS	2.5
1	F	271	GLY	2.5
1	B	282	ASP	2.5
1	C	285	GLU	2.5
1	C	275	GLU	2.5
1	F	356	ASN	2.5

*Continued on next page...*

*Continued from previous page...*

<b>Mol</b>	<b>Chain</b>	<b>Res</b>	<b>Type</b>	<b>RSRZ</b>
1	D	288	LYS	2.5
1	F	325	ASP	2.5
1	F	288	LYS	2.4
1	F	302	LYS	2.4
1	D	283	LEU	2.4
1	F	306	ASN	2.4
1	F	255	LYS	2.4
1	F	134	GLY	2.4
1	F	343	GLY	2.4
1	A	263	ASN	2.4
1	F	299	SER	2.4
1	C	299	SER	2.4
1	F	253	ASN	2.4
1	E	288	LYS	2.4
1	C	274	HIS	2.3
1	A	357	LEU	2.3
1	C	-22	LEU	2.3
1	C	338	GLY	2.3
1	C	287	LYS	2.3
1	C	359	LYS	2.3
1	A	292	LYS	2.3
1	F	284	LYS	2.3
1	A	287	LYS	2.3
1	F	307	GLU	2.3
1	A	270	ASN	2.2
1	C	279	PHE	2.2
1	A	329	ASP	2.2
1	E	285	GLU	2.2
1	A	352	VAL	2.2
1	A	-7	SER	2.2
1	A	324	ASN	2.1
1	F	-6	ASN	2.1
1	F	357	LEU	2.1
1	A	197	VAL	2.1
1	A	290	ARG	2.1
1	C	302	LYS	2.1
1	F	351	THR	2.1
1	A	-6	ASN	2.1
1	C	264	GLY	2.1
1	A	364	ILE	2.1
1	E	5	ASN	2.1
1	E	13	LYS	2.0

*Continued on next page...*

*Continued from previous page...*

Mol	Chain	Res	Type	RSRZ
1	A	227	PRO	2.0
1	B	13	LYS	2.0
1	B	297	HIS	2.0
1	C	326	VAL	2.0

## 6.2 Non-standard residues in protein, DNA, RNA chains [i](#)

There are no non-standard protein/DNA/RNA residues in this entry.

## 6.3 Carbohydrates [i](#)

There are no monosaccharides in this entry.

## 6.4 Ligands [i](#)

There are no ligands in this entry.

## 6.5 Other polymers [i](#)

There are no such residues in this entry.