



# Full wwPDB X-ray Structure Validation Report ⓘ

Oct 30, 2023 – 10:30 AM JST

PDB ID : 5AVP  
Title : Crystal structure of Geodermatophilus obscurus L-ribose isomerase  
Authors : Terami, Y.; Kamitori, S.  
Deposited on : 2015-06-29  
Resolution : 2.90 Å(reported)

This is a Full wwPDB X-ray Structure Validation Report for a publicly released PDB entry.

We welcome your comments at [validation@mail.wwpdb.org](mailto:validation@mail.wwpdb.org)

A user guide is available at

<https://www.wwpdb.org/validation/2017/XrayValidationReportHelp>

with specific help available everywhere you see the ⓘ symbol.

The types of validation reports are described at

<http://www.wwpdb.org/validation/2017/FAQs#types>.

---

The following versions of software and data (see [references ⓘ](#)) were used in the production of this report:

MolProbity : 4.02b-467  
Xtriage (Phenix) : 1.13  
EDS : 2.36  
Percentile statistics : 20191225.v01 (using entries in the PDB archive December 25th 2019)  
Refmac : 5.8.0158  
CCP4 : 7.0.044 (Gargrove)  
Ideal geometry (proteins) : Engh & Huber (2001)  
Ideal geometry (DNA, RNA) : Parkinson et al. (1996)  
Validation Pipeline (wwPDB-VP) : 2.36

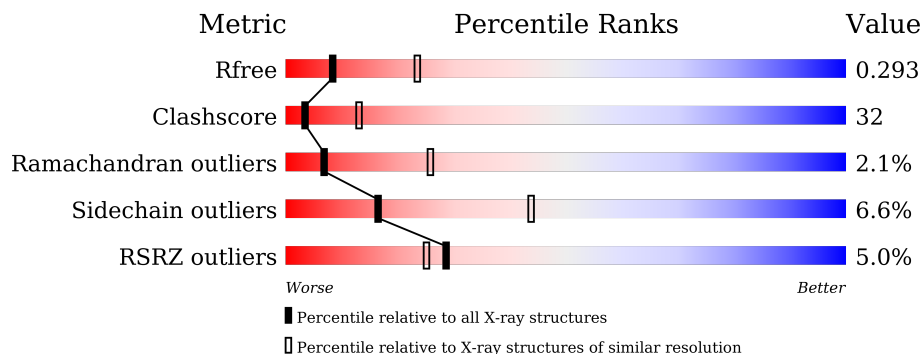
# 1 Overall quality at a glance

The following experimental techniques were used to determine the structure:

*X-RAY DIFFRACTION*

The reported resolution of this entry is 2.90 Å.

Percentile scores (ranging between 0-100) for global validation metrics of the entry are shown in the following graphic. The table shows the number of entries on which the scores are based.



Metric	Whole archive (#Entries)	Similar resolution (#Entries, resolution range(Å))
$R_{free}$	130704	1957 (2.90-2.90)
Clashscore	141614	2172 (2.90-2.90)
Ramachandran outliers	138981	2115 (2.90-2.90)
Sidechain outliers	138945	2117 (2.90-2.90)
RSRZ outliers	127900	1906 (2.90-2.90)

The table below summarises the geometric issues observed across the polymeric chains and their fit to the electron density. The red, orange, yellow and green segments of the lower bar indicate the fraction of residues that contain outliers for  $\geq 3$ , 2, 1 and 0 types of geometric quality criteria respectively. A grey segment represents the fraction of residues that are not modelled. The numeric value for each fraction is indicated below the corresponding segment, with a dot representing fractions  $\leq 5\%$ . The upper red bar (where present) indicates the fraction of residues that have poor fit to the electron density. The numeric value is given above the bar.

Mol	Chain	Length	Quality of chain
1	A	269	
1	B	269	
1	C	269	
1	D	269	

## 2 Entry composition i

There are 3 unique types of molecules in this entry. The entry contains 7635 atoms, of which 0 are hydrogens and 0 are deuteriums.

In the tables below, the ZeroOcc column contains the number of atoms modelled with zero occupancy, the AltConf column contains the number of residues with at least one atom in alternate conformation and the Trace column contains the number of residues modelled with at most 2 atoms.

- Molecule 1 is a protein called L-ribose isomerase.

Mol	Chain	Residues	Atoms					ZeroOcc	AltConf	Trace
			Total	C	N	O	S			
1	A	240	1893	1200	329	355	9	0	0	0
1	B	240	1893	1200	329	355	9	0	0	0
1	C	240	1893	1200	329	355	9	0	0	0
1	D	240	1893	1200	329	355	9	0	0	0

There are 64 discrepancies between the modelled and reference sequences:

Chain	Residue	Modelled	Actual	Comment	Reference
A	-15	MET	-	expression tag	UNP D2S5K0
A	-14	ASN	-	expression tag	UNP D2S5K0
A	-13	HIS	-	expression tag	UNP D2S5K0
A	-12	LYS	-	expression tag	UNP D2S5K0
A	-11	VAL	-	expression tag	UNP D2S5K0
A	-10	HIS	-	expression tag	UNP D2S5K0
A	-9	HIS	-	expression tag	UNP D2S5K0
A	-8	HIS	-	expression tag	UNP D2S5K0
A	-7	HIS	-	expression tag	UNP D2S5K0
A	-6	HIS	-	expression tag	UNP D2S5K0
A	-5	HIS	-	expression tag	UNP D2S5K0
A	-4	ILE	-	expression tag	UNP D2S5K0
A	-3	GLU	-	expression tag	UNP D2S5K0
A	-2	GLY	-	expression tag	UNP D2S5K0
A	-1	ARG	-	expression tag	UNP D2S5K0
A	0	HIS	-	expression tag	UNP D2S5K0
B	-15	MET	-	expression tag	UNP D2S5K0
B	-14	ASN	-	expression tag	UNP D2S5K0
B	-13	HIS	-	expression tag	UNP D2S5K0
B	-12	LYS	-	expression tag	UNP D2S5K0
B	-11	VAL	-	expression tag	UNP D2S5K0

*Continued on next page...*

*Continued from previous page...*

Chain	Residue	Modelled	Actual	Comment	Reference
B	-10	HIS	-	expression tag	UNP D2S5K0
B	-9	HIS	-	expression tag	UNP D2S5K0
B	-8	HIS	-	expression tag	UNP D2S5K0
B	-7	HIS	-	expression tag	UNP D2S5K0
B	-6	HIS	-	expression tag	UNP D2S5K0
B	-5	HIS	-	expression tag	UNP D2S5K0
B	-4	ILE	-	expression tag	UNP D2S5K0
B	-3	GLU	-	expression tag	UNP D2S5K0
B	-2	GLY	-	expression tag	UNP D2S5K0
B	-1	ARG	-	expression tag	UNP D2S5K0
B	0	HIS	-	expression tag	UNP D2S5K0
C	-15	MET	-	expression tag	UNP D2S5K0
C	-14	ASN	-	expression tag	UNP D2S5K0
C	-13	HIS	-	expression tag	UNP D2S5K0
C	-12	LYS	-	expression tag	UNP D2S5K0
C	-11	VAL	-	expression tag	UNP D2S5K0
C	-10	HIS	-	expression tag	UNP D2S5K0
C	-9	HIS	-	expression tag	UNP D2S5K0
C	-8	HIS	-	expression tag	UNP D2S5K0
C	-7	HIS	-	expression tag	UNP D2S5K0
C	-6	HIS	-	expression tag	UNP D2S5K0
C	-5	HIS	-	expression tag	UNP D2S5K0
C	-4	ILE	-	expression tag	UNP D2S5K0
C	-3	GLU	-	expression tag	UNP D2S5K0
C	-2	GLY	-	expression tag	UNP D2S5K0
C	-1	ARG	-	expression tag	UNP D2S5K0
C	0	HIS	-	expression tag	UNP D2S5K0
D	-15	MET	-	expression tag	UNP D2S5K0
D	-14	ASN	-	expression tag	UNP D2S5K0
D	-13	HIS	-	expression tag	UNP D2S5K0
D	-12	LYS	-	expression tag	UNP D2S5K0
D	-11	VAL	-	expression tag	UNP D2S5K0
D	-10	HIS	-	expression tag	UNP D2S5K0
D	-9	HIS	-	expression tag	UNP D2S5K0
D	-8	HIS	-	expression tag	UNP D2S5K0
D	-7	HIS	-	expression tag	UNP D2S5K0
D	-6	HIS	-	expression tag	UNP D2S5K0
D	-5	HIS	-	expression tag	UNP D2S5K0
D	-4	ILE	-	expression tag	UNP D2S5K0
D	-3	GLU	-	expression tag	UNP D2S5K0
D	-2	GLY	-	expression tag	UNP D2S5K0
D	-1	ARG	-	expression tag	UNP D2S5K0

*Continued on next page...*

*Continued from previous page...*

Chain	Residue	Modelled	Actual	Comment	Reference
D	0	HIS	-	expression tag	UNP D2S5K0

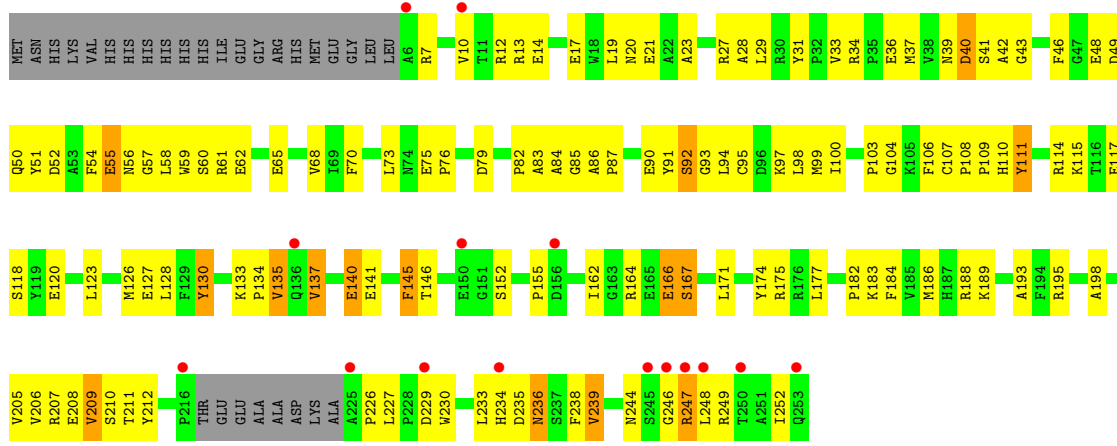
- Molecule 2 is MANGANESE (II) ION (three-letter code: MN) (formula: Mn).

Mol	Chain	Residues	Atoms	ZeroOcc	AltConf
2	A	1	Total Mn 1 1	0	0
2	B	1	Total Mn 1 1	0	0
2	C	1	Total Mn 1 1	0	0
2	D	1	Total Mn 1 1	0	0

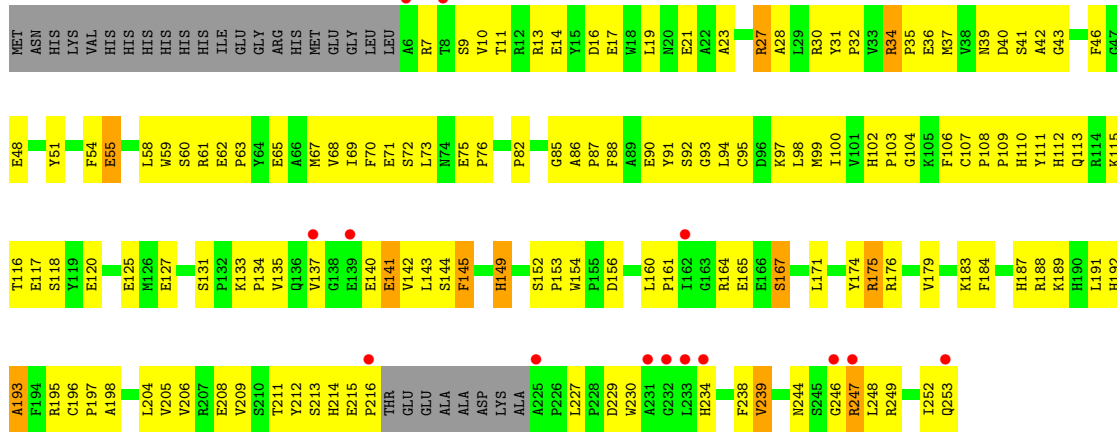
- Molecule 3 is water.

Mol	Chain	Residues	Atoms	ZeroOcc	AltConf
3	A	17	Total O 17 17	0	0
3	B	11	Total O 11 11	0	0
3	C	14	Total O 14 14	0	0
3	D	17	Total O 17 17	0	0





● Molecule 1: L-ribose isomerase



## 4 Data and refinement statistics

Property	Value	Source
Space group	C 1 2 1	Depositor
Cell constants a, b, c, $\alpha$ , $\beta$ , $\gamma$	90.53Å 123.23Å 109.45Å 90.00° 97.38° 90.00°	Depositor
Resolution (Å)	27.06 – 2.90 27.06 – 2.89	Depositor EDS
% Data completeness (in resolution range)	91.9 (27.06-2.90) 91.4 (27.06-2.89)	Depositor EDS
$R_{merge}$	0.27	Depositor
$R_{sym}$	(Not available)	Depositor
$\langle I/\sigma(I) \rangle$ <sup>1</sup>	1.99 (at 2.89Å)	Xtrriage
Refinement program	CNS 1.3	Depositor
R, $R_{free}$	0.246 , 0.294 0.246 , 0.293	Depositor DCC
$R_{free}$ test set	2397 reflections (9.83%)	wwPDB-VP
Wilson B-factor (Å <sup>2</sup> )	33.7	Xtrriage
Anisotropy	0.337	Xtrriage
Bulk solvent $k_{sol}$ (e/Å <sup>3</sup> ), $B_{sol}$ (Å <sup>2</sup> )	0.34 , 38.5	EDS
L-test for twinning <sup>2</sup>	$\langle  L  \rangle = 0.44$ , $\langle L^2 \rangle = 0.26$	Xtrriage
Estimated twinning fraction	No twinning to report.	Xtrriage
$F_o, F_c$ correlation	0.84	EDS
Total number of atoms	7635	wwPDB-VP
Average B, all atoms (Å <sup>2</sup> )	27.0	wwPDB-VP

Xtrriage's analysis on translational NCS is as follows: *The largest off-origin peak in the Patterson function is 6.04% of the height of the origin peak. No significant pseudotranslation is detected.*

<sup>1</sup>Intensities estimated from amplitudes.

<sup>2</sup>Theoretical values of  $\langle |L| \rangle$ ,  $\langle L^2 \rangle$  for acentric reflections are 0.5, 0.333 respectively for untwinned datasets, and 0.375, 0.2 for perfectly twinned datasets.



## 5 Model quality [i](#)

### 5.1 Standard geometry [i](#)

Bond lengths and bond angles in the following residue types are not validated in this section: MN

The Z score for a bond length (or angle) is the number of standard deviations the observed value is removed from the expected value. A bond length (or angle) with  $|Z| > 5$  is considered an outlier worth inspection. RMSZ is the root-mean-square of all Z scores of the bond lengths (or angles).

Mol	Chain	Bond lengths		Bond angles	
		RMSZ	# Z  >5	RMSZ	# Z  >5
1	A	0.50	0/1949	0.70	1/2651 (0.0%)
1	B	0.49	0/1949	0.70	1/2651 (0.0%)
1	C	0.47	0/1949	0.70	1/2651 (0.0%)
1	D	0.47	0/1949	0.71	1/2651 (0.0%)
All	All	0.49	0/7796	0.70	4/10604 (0.0%)

There are no bond length outliers.

All (4) bond angle outliers are listed below:

Mol	Chain	Res	Type	Atoms	Z	Observed(°)	Ideal(°)
1	D	107	CYS	N-CA-C	-6.05	94.68	111.00
1	B	107	CYS	N-CA-C	-6.00	94.79	111.00
1	C	107	CYS	N-CA-C	-5.85	95.20	111.00
1	A	107	CYS	N-CA-C	-5.65	95.75	111.00

There are no chirality outliers.

There are no planarity outliers.

### 5.2 Too-close contacts [i](#)

In the following table, the Non-H and H(model) columns list the number of non-hydrogen atoms and hydrogen atoms in the chain respectively. The H(added) column lists the number of hydrogen atoms added and optimized by MolProbity. The Clashes column lists the number of clashes within the asymmetric unit, whereas Symm-Clashes lists symmetry-related clashes.

Mol	Chain	Non-H	H(model)	H(added)	Clashes	Symm-Clashes
1	A	1893	0	1801	122	0
1	B	1893	0	1801	118	1
1	C	1893	0	1801	135	0

*Continued on next page...*

Continued from previous page...

Mol	Chain	Non-H	H(model)	H(added)	Clashes	Symm-Clashes
1	D	1893	0	1801	139	0
2	A	1	0	0	0	0
2	B	1	0	0	0	0
2	C	1	0	0	0	0
2	D	1	0	0	0	0
3	A	17	0	0	2	0
3	B	11	0	0	4	0
3	C	14	0	0	2	0
3	D	17	0	0	5	0
All	All	7635	0	7204	476	1

The all-atom clashscore is defined as the number of clashes found per 1000 atoms (including hydrogen atoms). The all-atom clashscore for this structure is 32.

All (476) close contacts within the same asymmetric unit are listed below, sorted by their clash magnitude.

Atom-1	Atom-2	Interatomic distance (Å)	Clash overlap (Å)
1:D:113:GLN:HE21	1:D:137:VAL:HG11	1.12	1.11
1:C:49:ASP:HB3	1:C:164:ARG:HH22	1.24	1.00
1:B:111:TYR:HB3	1:B:191:LEU:HD23	1.44	1.00
1:C:13:ARG:O	1:C:17:GLU:HG3	1.65	0.96
1:B:238:PHE:HZ	1:B:247:ARG:HE	1.14	0.95
1:B:21:GLU:HG3	1:C:21:GLU:HG3	1.48	0.92
1:D:113:GLN:HE21	1:D:137:VAL:CG1	1.84	0.90
1:C:82:PRO:HB3	1:D:140:GLU:OE1	1.70	0.90
1:A:7:ARG:HG3	1:A:55:GLU:HG2	1.54	0.89
1:A:90:GLU:HG3	1:A:114:ARG:HD3	1.56	0.87
1:B:95:CYS:SG	1:B:97:LYS:HE3	2.15	0.86
1:B:90:GLU:HG3	1:B:114:ARG:HD3	1.55	0.86
1:D:27:ARG:HB3	1:D:27:ARG:HH11	1.41	0.86
1:A:238:PHE:HZ	1:A:247:ARG:HE	1.19	0.85
1:C:133:LYS:HE2	1:C:133:LYS:HA	1.60	0.83
1:C:83:ALA:HA	1:D:143:LEU:HD21	1.61	0.83
1:D:175:ARG:HD3	1:D:184:PHE:CE1	2.14	0.82
1:C:140:GLU:OE2	1:D:82:PRO:HB3	1.79	0.82
1:A:95:CYS:SG	1:A:97:LYS:HE3	2.20	0.82
1:D:131:SER:HB3	3:D:503:HOH:O	1.81	0.80
1:A:81:LEU:HD12	1:A:82:PRO:HD2	1.64	0.80
1:B:12:ARG:HH22	1:B:40:ASP:CG	1.87	0.78
1:D:175:ARG:HB3	1:D:175:ARG:HH11	1.47	0.77
1:A:68:VAL:CG1	1:A:100:ILE:HB	2.15	0.77

Continued on next page...

*Continued from previous page...*

Atom-1	Atom-2	Interatomic distance (Å)	Clash overlap (Å)
1:C:120:GLU:HB2	1:C:183:LYS:HE3	1.66	0.77
1:D:70:PHE:HA	3:D:502:HOH:O	1.83	0.76
1:A:113:GLN:HG3	1:A:137:VAL:HG11	1.68	0.76
1:C:93:GLY:O	1:C:94:LEU:HD23	1.85	0.76
1:C:230:TRP:O	1:C:233:LEU:HD13	1.85	0.75
1:B:12:ARG:NH2	1:B:40:ASP:OD1	2.19	0.75
1:B:177:LEU:HD21	1:B:184:PHE:CD1	2.22	0.74
1:A:21:GLU:OE2	1:D:59:TRP:NE1	2.19	0.74
1:A:140:GLU:OE2	1:B:82:PRO:HB3	1.86	0.74
1:D:113:GLN:NE2	1:D:137:VAL:HG11	1.97	0.74
1:B:68:VAL:CG1	1:B:100:ILE:HB	2.18	0.74
1:C:114:ARG:HD3	1:C:235:ASP:OD1	1.88	0.73
1:C:34:ARG:HB3	1:C:34:ARG:NH2	2.04	0.73
1:B:11:THR:OG1	1:B:14:GLU:HG3	1.88	0.72
1:D:46:PHE:HE1	1:D:247:ARG:HE	1.37	0.72
1:A:126:MET:HB2	1:A:204:LEU:HD11	1.69	0.72
1:B:177:LEU:HD21	1:B:184:PHE:HD1	1.54	0.72
1:C:29:LEU:HD23	1:D:30:ARG:NH2	2.05	0.72
1:C:126:MET:HE1	1:C:177:LEU:HD12	1.72	0.71
1:A:244:ASN:O	1:A:248:LEU:HD11	1.91	0.71
1:C:49:ASP:CB	1:C:164:ARG:HH22	2.01	0.71
1:D:27:ARG:HB3	1:D:27:ARG:NH1	2.06	0.70
1:A:73:LEU:HD12	1:A:74:ASN:H	1.57	0.70
1:B:234:HIS:HA	3:B:502:HOH:O	1.92	0.69
1:A:81:LEU:HB3	1:B:143:LEU:HD12	1.74	0.69
1:A:37:MET:CE	1:A:70:PHE:HB3	2.21	0.69
1:B:238:PHE:HB2	1:B:244:ASN:OD1	1.92	0.69
1:B:248:LEU:O	1:B:249:ARG:HG3	1.92	0.69
1:D:171:LEU:N	1:D:171:LEU:HD12	2.07	0.69
1:D:248:LEU:O	1:D:249:ARG:HG3	1.93	0.68
1:D:248:LEU:C	1:D:249:ARG:HG3	2.13	0.68
1:C:120:GLU:OE2	1:C:207:ARG:HD2	1.93	0.68
1:D:55:GLU:OE1	1:D:55:GLU:HA	1.92	0.68
1:D:238:PHE:HB2	1:D:244:ASN:OD1	1.94	0.68
1:C:34:ARG:HB3	1:C:34:ARG:HH21	1.59	0.67
1:A:86:ALA:N	1:A:87:PRO:HD2	2.09	0.67
1:C:106:PHE:CD2	1:C:195:ARG:HB3	2.30	0.67
1:C:117:GLU:HG3	1:C:186:MET:HB3	1.75	0.67
1:B:81:LEU:HG	1:B:82:PRO:HD2	1.77	0.66
1:D:174:TYR:O	1:D:175:ARG:HG3	1.95	0.66
1:B:201:ASP:OD1	1:B:201:ASP:N	2.28	0.66

*Continued on next page...*

*Continued from previous page...*

Atom-1	Atom-2	Interatomic distance (Å)	Clash overlap (Å)
1:C:95:CYS:SG	1:C:97:LYS:HE3	2.35	0.66
1:A:69:ILE:CG2	1:A:97:LYS:HD3	2.25	0.66
1:C:117:GLU:HA	1:C:210:SER:HB3	1.77	0.66
1:A:13:ARG:O	1:A:17:GLU:HG3	1.97	0.65
1:A:68:VAL:HG13	1:A:100:ILE:HB	1.78	0.65
1:D:106:PHE:CD2	1:D:195:ARG:HB3	2.32	0.65
1:B:21:GLU:OE2	1:C:59:TRP:NE1	2.25	0.64
1:B:58:LEU:H	1:B:58:LEU:HD22	1.63	0.64
1:D:13:ARG:O	1:D:17:GLU:HG3	1.96	0.64
1:A:85:GLY:C	1:A:87:PRO:HD2	2.18	0.64
1:B:57:GLY:O	1:B:60:SER:OG	2.14	0.64
1:C:230:TRP:C	1:C:233:LEU:HD13	2.17	0.64
1:C:82:PRO:HD3	1:D:91:TYR:CE2	2.32	0.64
1:C:68:VAL:CG1	1:C:100:ILE:HB	2.28	0.64
1:A:73:LEU:HB2	1:B:183:LYS:HG3	1.80	0.64
1:D:100:ILE:HG13	1:D:205:VAL:HG22	1.79	0.63
1:A:33:VAL:HG13	1:A:37:MET:HE2	1.80	0.63
1:D:196:CYS:HB2	1:D:204:LEU:HB3	1.79	0.63
1:D:175:ARG:HD3	1:D:184:PHE:HE1	1.59	0.63
1:D:11:THR:OG1	1:D:14:GLU:HG3	1.99	0.62
1:D:106:PHE:CE1	1:D:161:PRO:HD3	2.33	0.62
1:D:68:VAL:HG13	1:D:100:ILE:HB	1.81	0.62
1:D:95:CYS:SG	1:D:97:LYS:HE2	2.39	0.62
1:B:37:MET:HE2	1:B:70:PHE:HB3	1.82	0.62
1:B:76:PRO:HG3	1:B:212:TYR:CE1	2.35	0.62
1:A:7:ARG:CG	1:A:55:GLU:HG2	2.29	0.61
1:B:58:LEU:HD22	1:B:58:LEU:N	2.16	0.61
1:C:167:SER:HB2	1:C:239:VAL:HB	1.82	0.61
1:B:113:GLN:NE2	1:B:114:ARG:NH2	2.48	0.61
1:B:76:PRO:HG3	1:B:212:TYR:HE1	1.65	0.61
1:C:126:MET:CE	1:C:177:LEU:HD12	2.30	0.61
1:A:149:HIS:CE1	1:A:175:ARG:HH21	2.19	0.60
1:C:75:GLU:OE2	1:C:76:PRO:HD2	2.02	0.60
1:A:21:GLU:HG3	1:D:21:GLU:HG3	1.83	0.60
1:A:216:PRO:HG3	1:A:234:HIS:ND1	2.16	0.60
1:D:35:PRO:HG2	1:D:36:GLU:OE1	2.02	0.60
1:B:115:LYS:HA	1:B:211:THR:OG1	2.01	0.60
1:D:46:PHE:CD1	1:D:108:PRO:HG3	2.37	0.59
1:D:90:GLU:HG2	1:D:91:TYR:HD1	1.68	0.59
1:C:86:ALA:N	1:C:87:PRO:HD2	2.16	0.59
1:A:238:PHE:HZ	1:A:247:ARG:NE	1.96	0.59

*Continued on next page...*

*Continued from previous page...*

Atom-1	Atom-2	Interatomic distance (Å)	Clash overlap (Å)
1:B:23:ALA:O	1:B:27:ARG:HG3	2.02	0.59
1:A:187:HIS:HB2	1:A:190:HIS:HD2	1.67	0.59
1:D:135:VAL:HG23	1:D:137:VAL:HG23	1.85	0.59
1:B:7:ARG:HD2	1:B:55:GLU:OE1	2.02	0.59
1:D:92:SER:OG	1:D:93:GLY:N	2.35	0.59
1:A:187:HIS:HB2	1:A:190:HIS:CD2	2.37	0.58
1:B:86:ALA:N	1:B:87:PRO:HD2	2.17	0.58
1:C:7:ARG:HH22	1:C:14:GLU:CD	2.06	0.58
1:D:116:THR:HG23	1:D:187:HIS:HA	1.84	0.58
1:A:19:LEU:HD21	1:A:43:GLY:N	2.18	0.58
1:A:29:LEU:HD11	1:A:123:LEU:HD22	1.86	0.58
1:B:81:LEU:HG	1:B:82:PRO:CD	2.33	0.58
1:C:48:GLU:HA	1:C:51:TYR:CE2	2.39	0.58
1:A:69:ILE:HG21	1:A:97:LYS:HD3	1.85	0.58
1:B:50:GLN:OE1	1:B:65:GLU:N	2.33	0.58
1:D:137:VAL:HB	1:D:189:LYS:NZ	2.18	0.58
1:C:137:VAL:HG23	1:C:189:LYS:HE3	1.84	0.58
1:D:118:SER:HA	1:D:184:PHE:O	2.04	0.58
1:B:118:SER:HA	1:B:184:PHE:O	2.05	0.57
1:C:27:ARG:HD2	1:C:33:VAL:HB	1.86	0.57
1:A:19:LEU:CD2	1:A:42:ALA:HB3	2.35	0.57
1:A:37:MET:HE3	1:A:70:PHE:HB3	1.85	0.57
1:B:138:GLY:HA3	1:B:140:GLU:OE1	2.05	0.57
1:C:27:ARG:CD	1:C:33:VAL:HB	2.35	0.57
1:A:248:LEU:H	1:A:248:LEU:HD12	1.70	0.56
1:B:7:ARG:HG3	1:B:55:GLU:HG2	1.87	0.56
1:D:111:TYR:HB3	1:D:191:LEU:HD23	1.87	0.56
1:C:68:VAL:HG13	1:C:100:ILE:HB	1.87	0.56
1:C:183:LYS:HD2	1:D:73:LEU:HD22	1.86	0.56
1:C:226:PRO:HG2	1:C:230:TRP:CE3	2.40	0.56
1:D:68:VAL:CG1	1:D:100:ILE:HB	2.35	0.56
1:A:7:ARG:HG3	1:A:55:GLU:CG	2.32	0.56
1:B:106:PHE:CE1	1:B:161:PRO:HD3	2.40	0.56
1:D:141:GLU:OE2	1:D:142:VAL:N	2.39	0.56
1:A:87:PRO:HG2	1:A:88:PHE:CD2	2.41	0.56
1:A:115:LYS:HA	1:A:211:THR:OG1	2.05	0.56
1:A:162:ILE:H	1:A:162:ILE:HD12	1.70	0.56
1:D:61:ARG:NH1	1:D:198:ALA:O	2.39	0.56
1:D:112:HIS:HD2	1:D:192:HIS:HE1	1.54	0.55
1:B:176:ARG:HD3	1:B:178:ARG:HH21	1.70	0.55
1:C:27:ARG:HH21	1:C:27:ARG:HG3	1.70	0.55

*Continued on next page...*

*Continued from previous page...*

Atom-1	Atom-2	Interatomic distance (Å)	Clash overlap (Å)
1:D:98:LEU:HD11	1:D:205:VAL:HG12	1.88	0.55
1:B:46:PHE:O	1:B:164:ARG:NH1	2.40	0.55
1:B:246:GLY:O	1:B:248:LEU:N	2.38	0.55
1:D:98:LEU:HD11	1:D:205:VAL:CG1	2.35	0.55
1:A:162:ILE:HD12	1:A:162:ILE:N	2.22	0.55
1:A:246:GLY:O	1:A:248:LEU:N	2.39	0.55
1:B:13:ARG:O	1:B:17:GLU:HG3	2.07	0.55
1:C:12:ARG:NH2	1:C:40:ASP:OD1	2.34	0.55
1:D:37:MET:HE3	1:D:72:SER:CA	2.37	0.55
1:C:60:SER:O	1:C:61:ARG:HB2	2.05	0.55
1:A:91:TYR:CD2	1:B:81:LEU:HD12	2.43	0.54
1:B:65:GLU:OE2	1:B:108:PRO:HB3	2.07	0.54
1:C:135:VAL:HG13	1:C:189:LYS:O	2.07	0.54
1:B:76:PRO:O	1:B:77:ALA:HB3	2.07	0.54
1:D:34:ARG:HB3	1:D:34:ARG:NH1	2.21	0.54
1:B:60:SER:HB2	1:B:62:GLU:HG3	1.88	0.54
1:A:214:HIS:HB2	1:A:235:ASP:HB2	1.90	0.54
1:D:227:LEU:HB2	1:D:230:TRP:CD1	2.43	0.54
1:A:73:LEU:HD11	1:A:75:GLU:HB2	1.89	0.54
3:B:505:HOH:O	1:C:57:GLY:HA3	2.08	0.54
1:C:126:MET:HE3	1:C:128:LEU:HD13	1.90	0.54
1:D:176:ARG:HG3	1:D:176:ARG:HH11	1.72	0.54
1:C:118:SER:OG	1:C:209:VAL:HG23	2.08	0.54
1:A:55:GLU:HG3	3:A:513:HOH:O	2.08	0.53
1:C:7:ARG:NH1	1:C:54:PHE:O	2.41	0.53
1:B:65:GLU:CD	1:B:108:PRO:HB3	2.28	0.53
1:C:115:LYS:HA	1:C:211:THR:OG1	2.08	0.53
1:D:19:LEU:HD21	1:D:43:GLY:N	2.22	0.53
1:C:244:ASN:O	1:C:248:LEU:HD12	2.07	0.53
1:D:246:GLY:O	1:D:248:LEU:N	2.41	0.53
1:A:46:PHE:CD1	1:A:108:PRO:HG3	2.43	0.53
1:A:11:THR:OG1	1:A:14:GLU:HG3	2.08	0.53
1:B:136:GLN:NE2	1:B:138:GLY:O	2.41	0.53
1:D:175:ARG:CD	1:D:184:PHE:HE1	2.21	0.53
1:C:100:ILE:HD12	1:C:100:ILE:N	2.24	0.53
1:C:145:PHE:HE2	1:D:76:PRO:HG2	1.74	0.53
1:B:76:PRO:HA	1:B:212:TYR:CD1	2.44	0.53
1:C:48:GLU:HA	1:C:51:TYR:CD2	2.44	0.53
1:C:246:GLY:O	1:C:248:LEU:N	2.42	0.53
1:A:118:SER:HA	1:A:184:PHE:O	2.09	0.53
1:B:69:ILE:CG2	1:B:97:LYS:HD3	2.39	0.53

*Continued on next page...*

*Continued from previous page...*

Atom-1	Atom-2	Interatomic distance (Å)	Clash overlap (Å)
1:C:118:SER:HA	1:C:184:PHE:O	2.10	0.52
1:C:162:ILE:N	1:C:162:ILE:HD12	2.23	0.52
1:D:120:GLU:O	1:D:206:VAL:HG23	2.10	0.52
1:B:116:THR:HG23	1:B:187:HIS:HA	1.91	0.52
1:C:19:LEU:HD21	1:C:42:ALA:HB3	1.91	0.52
1:C:19:LEU:HD11	1:C:43:GLY:HA3	1.91	0.52
1:B:27:ARG:NH1	1:B:27:ARG:HB3	2.24	0.52
1:C:110:HIS:HB3	1:C:238:PHE:CD2	2.45	0.52
1:A:91:TYR:CE2	1:B:82:PRO:HD3	2.45	0.52
1:D:60:SER:O	1:D:61:ARG:HB2	2.10	0.52
1:D:174:TYR:O	1:D:175:ARG:CG	2.56	0.52
1:B:162:ILE:N	1:B:162:ILE:HD12	2.25	0.52
1:A:34:ARG:HD3	1:B:180:GLY:O	2.10	0.52
1:A:92:SER:OG	1:A:93:GLY:N	2.42	0.51
1:B:113:GLN:NE2	1:B:114:ARG:HH22	2.07	0.51
1:D:125:GLU:OE1	1:D:176:ARG:NH2	2.43	0.51
1:C:7:ARG:HD2	1:C:55:GLU:OE1	2.10	0.51
1:D:67:MET:CE	1:D:99:MET:HB3	2.41	0.51
1:D:93:GLY:HA3	1:D:212:TYR:HB2	1.93	0.51
1:C:48:GLU:OE2	1:C:51:TYR:HE2	1.94	0.51
1:A:30:ARG:NH2	1:C:28:ALA:O	2.44	0.51
1:D:112:HIS:CD2	1:D:192:HIS:HE1	2.29	0.51
1:D:19:LEU:N	1:D:19:LEU:HD12	2.25	0.51
1:D:115:LYS:HA	1:D:211:THR:OG1	2.10	0.51
1:B:13:ARG:HD2	1:C:56:ASN:O	2.11	0.51
1:A:75:GLU:OE2	1:A:76:PRO:HD2	2.11	0.51
1:C:19:LEU:HD11	1:C:43:GLY:CA	2.41	0.51
1:D:110:HIS:HB3	1:D:238:PHE:CD2	2.46	0.51
1:D:86:ALA:N	1:D:87:PRO:HD2	2.25	0.50
1:C:99:MET:HE1	1:C:208:GLU:HB2	1.94	0.50
1:D:102:HIS:HB3	1:D:103:PRO:HD2	1.93	0.50
1:C:29:LEU:HD11	1:C:123:LEU:HD22	1.93	0.50
1:A:60:SER:O	1:A:61:ARG:HB2	2.12	0.50
1:B:167:SER:HA	1:B:239:VAL:HG11	1.94	0.50
1:C:182:PRO:HG3	1:D:34:ARG:NE	2.27	0.50
1:A:167:SER:HA	1:A:239:VAL:HG11	1.93	0.49
1:A:238:PHE:HB2	1:A:244:ASN:OD1	2.12	0.49
1:B:171:LEU:N	1:B:171:LEU:HD12	2.27	0.49
1:C:34:ARG:HH21	1:C:34:ARG:CB	2.24	0.49
1:C:48:GLU:CD	1:C:51:TYR:HE2	2.16	0.49
1:D:90:GLU:HA	1:D:230:TRP:CZ2	2.47	0.49

*Continued on next page...*

*Continued from previous page...*

Atom-1	Atom-2	Interatomic distance (Å)	Clash overlap (Å)
1:A:79:ASP:OD1	1:B:145:PHE:N	2.45	0.49
1:C:98:LEU:HD11	1:C:205:VAL:HG12	1.93	0.49
1:C:226:PRO:O	1:C:227:LEU:HD23	2.12	0.49
1:A:236:ASN:HB3	1:A:238:PHE:HE1	1.77	0.49
1:B:115:LYS:HE3	1:B:117:GLU:OE2	2.13	0.49
1:A:76:PRO:HB2	1:A:78:VAL:HG23	1.95	0.49
1:C:166:GLU:HA	1:C:166:GLU:OE1	2.12	0.49
1:D:93:GLY:O	1:D:94:LEU:HD23	2.12	0.49
1:D:167:SER:HB2	1:D:239:VAL:HB	1.94	0.49
1:A:238:PHE:N	1:A:238:PHE:CD1	2.78	0.49
1:C:10:VAL:HG12	1:C:14:GLU:HB2	1.93	0.49
1:C:188:ARG:O	1:C:189:LYS:HB2	2.13	0.49
1:B:103:PRO:HG3	1:B:200:SER:HB3	1.95	0.48
1:D:23:ALA:O	1:D:27:ARG:HG3	2.13	0.48
1:A:86:ALA:N	1:A:87:PRO:CD	2.77	0.48
1:A:55:GLU:HA	1:A:55:GLU:OE1	2.13	0.48
1:C:145:PHE:CD2	1:C:146:THR:HG23	2.48	0.48
1:C:229:ASP:O	1:C:233:LEU:HD11	2.13	0.48
1:A:147:GLY:H	1:B:79:ASP:CG	2.16	0.48
1:A:230:TRP:C	1:A:233:LEU:HD13	2.34	0.48
1:A:29:LEU:HD13	1:A:122:VAL:HG12	1.95	0.48
1:B:20:ASN:HB3	1:C:59:TRP:CE2	2.49	0.48
1:C:127:GLU:HG2	1:C:174:TYR:OH	2.13	0.48
1:D:112:HIS:CD2	1:D:192:HIS:CE1	3.01	0.48
1:D:175:ARG:CD	1:D:184:PHE:CE1	2.93	0.48
1:A:226:PRO:HG2	1:A:230:TRP:CE3	2.48	0.48
1:B:7:ARG:HG3	1:B:55:GLU:CG	2.43	0.48
1:C:27:ARG:HG3	1:C:27:ARG:NH2	2.28	0.48
1:D:67:MET:HE1	1:D:99:MET:SD	2.54	0.48
1:D:149:HIS:H	1:D:149:HIS:CD2	2.30	0.48
1:A:19:LEU:HD23	1:A:42:ALA:HB3	1.96	0.48
1:A:123:LEU:HD12	3:A:512:HOH:O	2.13	0.48
1:B:68:VAL:HG12	1:B:100:ILE:HB	1.92	0.48
1:B:69:ILE:HG21	1:B:97:LYS:HD3	1.95	0.48
1:D:27:ARG:HD2	3:D:511:HOH:O	2.14	0.48
1:B:199:ASP:HB2	3:B:511:HOH:O	2.14	0.47
1:A:162:ILE:HA	1:A:165:GLU:OE1	2.14	0.47
1:B:174:TYR:CG	1:B:175:ARG:N	2.82	0.47
1:A:216:PRO:CG	1:A:234:HIS:ND1	2.77	0.47
1:A:29:LEU:HD11	1:A:123:LEU:CD2	2.45	0.47
1:A:112:HIS:CD2	1:A:192:HIS:HE1	2.33	0.47

*Continued on next page...*



*Continued from previous page...*

Atom-1	Atom-2	Interatomic distance (Å)	Clash overlap (Å)
1:B:59:TRP:NE1	1:C:21:GLU:OE2	2.31	0.47
1:D:171:LEU:N	1:D:171:LEU:CD1	2.75	0.47
1:A:91:TYR:CD1	1:A:114:ARG:HG2	2.50	0.47
1:B:61:ARG:HD3	1:B:198:ALA:O	2.14	0.47
1:A:104:GLY:N	1:A:198:ALA:HA	2.30	0.47
1:B:27:ARG:HB3	1:B:27:ARG:HH11	1.80	0.47
1:B:60:SER:O	1:B:61:ARG:HB2	2.15	0.47
1:B:178:ARG:HB2	3:B:507:HOH:O	2.14	0.47
1:A:7:ARG:HD2	1:A:55:GLU:OE1	2.15	0.47
1:B:19:LEU:HD21	1:B:43:GLY:N	2.29	0.47
1:C:46:PHE:CE1	1:C:247:ARG:HD3	2.49	0.47
1:B:55:GLU:OE1	1:B:55:GLU:HA	2.15	0.47
1:D:120:GLU:C	1:D:206:VAL:HG23	2.34	0.47
1:A:19:LEU:HD21	1:A:42:ALA:HB3	1.97	0.46
1:C:248:LEU:O	1:C:249:ARG:CG	2.63	0.46
1:A:236:ASN:HB3	1:A:238:PHE:CE1	2.49	0.46
1:A:18:TRP:CE3	1:A:54:PHE:HZ	2.34	0.46
1:C:65:GLU:CD	1:C:108:PRO:HB3	2.36	0.46
1:C:73:LEU:HB2	1:D:183:LYS:HG3	1.97	0.46
1:C:130:TYR:CD1	1:C:130:TYR:N	2.83	0.46
1:A:42:ALA:O	1:A:68:VAL:HA	2.16	0.46
1:C:46:PHE:HE1	1:C:247:ARG:HD3	1.81	0.46
1:D:37:MET:HE3	1:D:72:SER:HA	1.96	0.46
1:A:246:GLY:O	1:A:247:ARG:C	2.54	0.46
1:D:60:SER:CB	1:D:62:GLU:HG3	2.46	0.46
1:D:149:HIS:CD2	1:D:149:HIS:N	2.82	0.46
1:D:152:SER:HB3	1:D:153:PRO:CD	2.45	0.46
1:A:245:SER:C	1:A:248:LEU:CD1	2.85	0.46
1:B:109:PRO:HD3	1:B:168:TYR:CZ	2.51	0.46
1:C:84:ALA:HB3	1:D:88:PHE:CZ	2.51	0.46
1:D:10:VAL:O	1:D:252:ILE:HA	2.16	0.46
1:D:19:LEU:HD23	1:D:42:ALA:HB3	1.97	0.46
1:D:31:TYR:CD1	1:D:32:PRO:HD2	2.51	0.46
1:B:111:TYR:CZ	1:B:135:VAL:HG21	2.51	0.45
1:C:111:TYR:CD1	1:C:111:TYR:C	2.89	0.45
1:C:50:GLN:OE1	1:C:65:GLU:N	2.40	0.45
1:A:230:TRP:O	1:A:233:LEU:HD13	2.15	0.45
1:B:19:LEU:HD21	1:B:43:GLY:H	1.81	0.45
1:C:83:ALA:HA	1:D:143:LEU:CD2	2.38	0.45
1:B:7:ARG:HH12	1:B:14:GLU:CD	2.20	0.45
1:B:90:GLU:HA	1:B:230:TRP:CZ2	2.52	0.45

*Continued on next page...*

*Continued from previous page...*

Atom-1	Atom-2	Interatomic distance (Å)	Clash overlap (Å)
1:C:50:GLN:HG3	1:C:65:GLU:HB2	1.97	0.45
1:A:7:ARG:HH12	1:A:14:GLU:CD	2.19	0.45
1:D:59:TRP:HE3	3:D:501:HOH:O	1.99	0.45
1:A:81:LEU:HD12	1:A:82:PRO:CD	2.40	0.45
1:B:246:GLY:O	1:B:247:ARG:C	2.55	0.45
1:C:162:ILE:N	1:C:162:ILE:CD1	2.80	0.45
1:D:13:ARG:HD3	3:D:516:HOH:O	2.16	0.45
1:D:60:SER:HB2	1:D:62:GLU:HG3	1.98	0.45
1:A:20:ASN:HB3	1:D:59:TRP:CE2	2.52	0.45
1:C:79:ASP:OD2	1:D:145:PHE:HB3	2.17	0.45
1:A:65:GLU:OE1	1:A:164:ARG:NH1	2.50	0.45
1:C:59:TRP:CZ3	1:C:103:PRO:HG2	2.52	0.45
1:A:31:TYR:CB	1:A:98:LEU:HD22	2.47	0.44
1:C:117:GLU:HA	1:C:210:SER:CB	2.46	0.44
1:D:9:SER:HA	1:D:51:TYR:CD1	2.52	0.44
1:C:55:GLU:OE1	1:C:55:GLU:HA	2.17	0.44
1:A:93:GLY:HA3	1:A:212:TYR:HB2	1.99	0.44
1:C:23:ALA:O	1:C:27:ARG:HG2	2.17	0.44
1:C:93:GLY:HA3	1:C:212:TYR:HB2	1.99	0.44
1:C:174:TYR:CG	1:C:175:ARG:N	2.85	0.44
1:B:21:GLU:HG3	1:C:21:GLU:CG	2.33	0.44
1:B:109:PRO:HA	1:B:193:ALA:HB2	1.99	0.44
1:B:238:PHE:HZ	1:B:247:ARG:NE	1.97	0.44
1:A:39:ASN:C	1:A:41:SER:H	2.21	0.44
1:A:149:HIS:CE1	1:A:175:ARG:NH2	2.85	0.44
1:B:10:VAL:O	1:B:252:ILE:HA	2.17	0.44
1:C:140:GLU:OE1	1:C:141:GLU:N	2.50	0.44
1:D:176:ARG:HG3	1:D:176:ARG:NH1	2.31	0.44
1:A:109:PRO:HA	1:A:193:ALA:HB2	2.00	0.44
1:B:46:PHE:CG	1:B:108:PRO:HG3	2.53	0.44
1:D:69:ILE:HG12	1:D:99:MET:HG2	1.98	0.44
1:A:29:LEU:HB3	1:A:122:VAL:HG11	2.00	0.44
1:A:174:TYR:CG	1:A:175:ARG:N	2.86	0.44
1:C:109:PRO:HA	1:C:193:ALA:HB2	2.00	0.44
1:C:115:LYS:O	1:C:188:ARG:HB3	2.17	0.44
1:A:18:TRP:CD1	1:A:58:LEU:HD21	2.53	0.44
1:A:90:GLU:HG3	1:A:114:ARG:CD	2.39	0.43
1:A:115:LYS:HE3	1:A:117:GLU:OE2	2.18	0.43
1:A:125:GLU:OE1	1:A:176:ARG:NH2	2.29	0.43
1:C:42:ALA:O	1:C:68:VAL:HA	2.17	0.43
1:D:63:PRO:C	1:D:161:PRO:HG3	2.38	0.43

*Continued on next page...*

*Continued from previous page...*

Atom-1	Atom-2	Interatomic distance (Å)	Clash overlap (Å)
1:D:127:GLU:OE1	1:D:197:PRO:HG3	2.18	0.43
1:A:79:ASP:CG	1:B:147:GLY:H	2.22	0.43
1:B:134:PRO:HA	1:B:189:LYS:O	2.18	0.43
1:C:7:ARG:NH1	1:C:14:GLU:OE2	2.51	0.43
1:C:37:MET:CE	1:C:70:PHE:HB3	2.49	0.43
1:D:118:SER:OG	1:D:209:VAL:HB	2.18	0.43
1:A:246:GLY:C	1:A:248:LEU:N	2.70	0.43
1:B:29:LEU:HD13	1:B:122:VAL:HG12	2.00	0.43
1:C:12:ARG:HH12	1:C:40:ASP:CG	2.22	0.43
1:C:104:GLY:N	1:C:198:ALA:HA	2.33	0.43
1:D:99:MET:CE	1:D:208:GLU:HB2	2.49	0.43
1:A:134:PRO:HA	1:A:189:LYS:O	2.18	0.43
1:D:102:HIS:HB3	1:D:103:PRO:CD	2.48	0.43
1:B:19:LEU:HD23	1:B:42:ALA:HB3	2.00	0.43
1:B:168:TYR:HA	1:B:171:LEU:HD13	1.99	0.43
1:B:246:GLY:C	1:B:248:LEU:N	2.70	0.43
1:D:246:GLY:C	1:D:248:LEU:N	2.72	0.43
1:C:114:ARG:CD	1:C:235:ASP:OD1	2.64	0.43
1:C:236:ASN:N	1:C:236:ASN:HD22	2.17	0.43
1:D:137:VAL:HB	1:D:189:LYS:HZ1	1.81	0.43
1:D:154:TRP:HZ3	1:D:160:LEU:HD21	1.83	0.43
1:B:113:GLN:HE22	1:B:114:ARG:HH22	1.66	0.43
1:C:99:MET:HE3	1:C:206:VAL:HG13	2.00	0.43
1:C:171:LEU:HD12	1:C:171:LEU:N	2.33	0.43
1:D:109:PRO:HA	1:D:193:ALA:HB2	2.00	0.43
1:A:125:GLU:O	1:A:204:LEU:HD13	2.19	0.43
1:B:73:LEU:HD11	1:B:75:GLU:HB2	2.00	0.43
1:B:108:PRO:HA	1:B:109:PRO:HD3	1.90	0.43
1:A:49:ASP:HB3	1:A:164:ARG:NH2	2.34	0.43
1:A:10:VAL:O	1:A:252:ILE:HA	2.19	0.43
1:D:216:PRO:HB3	1:D:234:HIS:CE1	2.54	0.43
1:C:29:LEU:HD23	1:D:30:ARG:HH22	1.78	0.42
1:D:42:ALA:O	1:D:68:VAL:HA	2.19	0.42
1:B:8:THR:O	1:B:9:SER:HB3	2.19	0.42
1:B:188:ARG:O	1:B:189:LYS:HB2	2.18	0.42
1:C:246:GLY:C	1:C:248:LEU:N	2.73	0.42
1:C:248:LEU:O	1:C:249:ARG:HG3	2.19	0.42
1:D:19:LEU:CD2	1:D:42:ALA:HB3	2.49	0.42
1:D:27:ARG:HH11	1:D:27:ARG:CB	2.20	0.42
1:C:39:ASN:C	1:C:41:SER:H	2.23	0.42
1:C:52:ASP:O	1:C:55:GLU:HB2	2.19	0.42

*Continued on next page...*

*Continued from previous page...*

Atom-1	Atom-2	Interatomic distance (Å)	Clash overlap (Å)
1:B:148:MET:HG2	1:B:190:HIS:NE2	2.35	0.42
1:C:99:MET:CE	1:C:208:GLU:HB2	2.49	0.42
1:D:7:ARG:HD3	1:D:55:GLU:HG2	2.02	0.42
1:D:134:PRO:HA	1:D:189:LYS:O	2.19	0.42
1:A:9:SER:OG	1:A:253:GLN:HG3	2.19	0.42
1:B:117:GLU:OE1	1:B:119:TYR:OH	2.38	0.42
1:B:176:ARG:HD3	1:B:178:ARG:HE	1.84	0.42
1:C:7:ARG:NH2	1:C:14:GLU:OE1	2.52	0.42
1:C:91:TYR:CE2	1:D:82:PRO:HD3	2.55	0.42
1:D:28:ALA:C	1:D:30:ARG:H	2.22	0.42
1:D:54:PHE:CE1	1:D:58:LEU:HD21	2.54	0.42
1:A:188:ARG:O	1:A:189:LYS:HB2	2.19	0.42
1:C:85:GLY:C	1:C:87:PRO:HD2	2.39	0.42
1:D:227:LEU:O	1:D:230:TRP:HB2	2.19	0.42
1:D:246:GLY:O	1:D:247:ARG:C	2.57	0.42
1:B:9:SER:OG	1:B:253:GLN:HG2	2.20	0.42
1:B:104:GLY:N	1:B:198:ALA:HA	2.35	0.42
1:D:104:GLY:N	1:D:198:ALA:HA	2.35	0.42
1:A:76:PRO:O	1:A:77:ALA:HB3	2.20	0.42
1:A:113:GLN:CG	1:A:137:VAL:HG11	2.46	0.42
1:C:60:SER:HB2	1:C:62:GLU:HG3	2.02	0.42
1:B:59:TRP:CE2	1:C:20:ASN:HB3	2.55	0.42
1:A:165:GLU:H	1:A:165:GLU:HG2	1.43	0.41
1:D:110:HIS:NE2	1:D:192:HIS:NE2	2.68	0.41
1:D:116:THR:H	1:D:211:THR:HG23	1.84	0.41
1:B:9:SER:HA	1:B:51:TYR:CD1	2.56	0.41
1:B:166:GLU:OE1	1:B:166:GLU:HA	2.19	0.41
1:A:67:MET:CE	1:A:99:MET:HB3	2.50	0.41
1:A:7:ARG:CD	1:A:55:GLU:HG2	2.49	0.41
1:A:106:PHE:CZ	1:A:160:LEU:HD23	2.55	0.41
1:A:162:ILE:H	1:A:162:ILE:CD1	2.32	0.41
1:B:111:TYR:HD2	1:B:191:LEU:HD21	1.85	0.41
1:C:120:GLU:O	1:C:206:VAL:HG23	2.19	0.41
1:D:19:LEU:HD21	1:D:43:GLY:H	1.85	0.41
1:A:241:ALA:O	1:A:244:ASN:HB2	2.20	0.41
1:B:112:HIS:CD2	1:B:115:LYS:HE2	2.56	0.41
1:B:249:ARG:HG2	1:B:249:ARG:HH11	1.86	0.41
1:C:227:LEU:HB2	1:C:230:TRP:CD1	2.56	0.41
1:D:9:SER:OG	1:D:253:GLN:OE1	2.38	0.41
1:D:85:GLY:C	1:D:87:PRO:HD2	2.41	0.41
1:B:162:ILE:HD12	1:B:162:ILE:H	1.86	0.41

*Continued on next page...*

*Continued from previous page...*

Atom-1	Atom-2	Interatomic distance (Å)	Clash overlap (Å)
1:B:165:GLU:H	1:B:165:GLU:HG2	1.43	0.41
1:D:39:ASN:C	1:D:41:SER:H	2.24	0.41
1:D:67:MET:HE1	1:D:69:ILE:HD11	2.03	0.41
1:D:214:HIS:O	1:D:215:GLU:OE1	2.38	0.41
1:A:39:ASN:O	1:A:41:SER:N	2.53	0.41
1:C:134:PRO:HA	1:C:189:LYS:O	2.20	0.41
1:C:249:ARG:NH1	3:C:506:HOH:O	2.53	0.41
1:B:39:ASN:C	1:B:41:SER:H	2.24	0.41
1:B:93:GLY:HA3	1:B:212:TYR:HB2	2.03	0.41
1:B:148:MET:HG3	1:B:190:HIS:CG	2.56	0.41
1:C:92:SER:HB3	1:D:92:SER:HB2	2.02	0.41
1:C:137:VAL:CG2	1:C:189:LYS:HE3	2.50	0.41
1:D:48:GLU:HA	1:D:51:TYR:CD2	2.56	0.41
1:A:57:GLY:HA2	1:D:13:ARG:NH2	2.36	0.41
1:A:60:SER:O	1:A:61:ARG:CB	2.67	0.41
1:A:76:PRO:HG3	1:A:212:TYR:CE1	2.55	0.41
1:B:37:MET:CE	1:B:70:PHE:HB3	2.49	0.41
1:B:58:LEU:H	1:B:58:LEU:CD2	2.32	0.41
1:C:10:VAL:O	1:C:252:ILE:HA	2.20	0.41
1:C:86:ALA:N	1:C:87:PRO:CD	2.83	0.41
1:A:108:PRO:HA	1:A:109:PRO:HD3	1.94	0.41
1:A:110:HIS:CD2	1:A:112:HIS:CE1	3.09	0.41
1:B:106:PHE:CD2	1:B:195:ARG:HB3	2.56	0.41
1:B:115:LYS:CE	1:B:117:GLU:OE2	2.69	0.41
1:C:90:GLU:HA	1:C:230:TRP:CZ2	2.56	0.41
1:C:152:SER:O	1:C:174:TYR:HB3	2.21	0.41
1:A:81:LEU:O	1:B:143:LEU:HG	2.22	0.40
1:C:246:GLY:O	1:C:247:ARG:C	2.59	0.40
1:D:39:ASN:OD1	1:D:41:SER:HB2	2.20	0.40
1:D:71:GLU:HA	1:D:97:LYS:HB3	2.01	0.40
1:D:175:ARG:HH11	1:D:175:ARG:CB	2.25	0.40
1:A:54:PHE:O	1:D:13:ARG:NH1	2.45	0.40
1:C:155:PRO:CD	1:C:174:TYR:CE1	3.04	0.40
1:C:34:ARG:HD2	3:C:504:HOH:O	2.20	0.40
1:C:145:PHE:CE2	1:C:146:THR:HG23	2.57	0.40
1:D:65:GLU:OE1	1:D:164:ARG:NH1	2.54	0.40
1:D:75:GLU:HA	1:D:76:PRO:HD3	1.97	0.40
1:D:204:LEU:HD12	1:D:205:VAL:N	2.36	0.40
1:A:28:ALA:C	1:A:30:ARG:H	2.25	0.40
1:A:226:PRO:HB2	1:A:230:TRP:CE3	2.57	0.40
1:C:31:TYR:CB	1:C:98:LEU:HD22	2.52	0.40

*Continued on next page...*

Continued from previous page...

Atom-1	Atom-2	Interatomic distance (Å)	Clash overlap (Å)
1:D:174:TYR:CG	1:D:175:ARG:N	2.89	0.40

All (1) symmetry-related close contacts are listed below. The label for Atom-2 includes the symmetry operator and encoded unit-cell translations to be applied.

Atom-1	Atom-2	Interatomic distance (Å)	Clash overlap (Å)
1:B:166:GLU:OE2	1:B:166:GLU:OE2[2_655]	1.59	0.61

## 5.3 Torsion angles [i](#)

### 5.3.1 Protein backbone [i](#)

In the following table, the Percentiles column shows the percent Ramachandran outliers of the chain as a percentile score with respect to all X-ray entries followed by that with respect to entries of similar resolution.

The Analysed column shows the number of residues for which the backbone conformation was analysed, and the total number of residues.

Mol	Chain	Analysed	Favoured	Allowed	Outliers	Percentiles	
1	A	236/269 (88%)	215 (91%)	17 (7%)	4 (2%)	9	31
1	B	236/269 (88%)	213 (90%)	18 (8%)	5 (2%)	7	26
1	C	236/269 (88%)	214 (91%)	17 (7%)	5 (2%)	7	26
1	D	236/269 (88%)	213 (90%)	17 (7%)	6 (2%)	5	21
All	All	944/1076 (88%)	855 (91%)	69 (7%)	20 (2%)	7	26

All (20) Ramachandran outliers are listed below:

Mol	Chain	Res	Type
1	A	40	ASP
1	A	145	PHE
1	A	247	ARG
1	B	145	PHE
1	B	247	ARG
1	C	145	PHE
1	C	247	ARG
1	D	145	PHE
1	D	247	ARG

Continued on next page...

*Continued from previous page...*

Mol	Chain	Res	Type
1	B	40	ASP
1	B	167	SER
1	C	40	ASP
1	D	193	ALA
1	B	239	VAL
1	C	167	SER
1	D	40	ASP
1	D	167	SER
1	A	239	VAL
1	D	239	VAL
1	C	239	VAL

### 5.3.2 Protein sidechains [i](#)

In the following table, the Percentiles column shows the percent sidechain outliers of the chain as a percentile score with respect to all X-ray entries followed by that with respect to entries of similar resolution.

The Analysed column shows the number of residues for which the sidechain conformation was analysed, and the total number of residues.

Mol	Chain	Analysed	Rotameric	Outliers	Percentiles	
1	A	198/222 (89%)	187 (94%)	11 (6%)	21	52
1	B	198/222 (89%)	186 (94%)	12 (6%)	18	48
1	C	198/222 (89%)	185 (93%)	13 (7%)	16	44
1	D	198/222 (89%)	182 (92%)	16 (8%)	11	33
All	All	792/888 (89%)	740 (93%)	52 (7%)	16	44

All (52) residues with a non-rotameric sidechain are listed below:

Mol	Chain	Res	Type
1	A	48	GLU
1	A	55	GLU
1	A	61	ARG
1	A	114	ARG
1	A	144	SER
1	A	149	HIS
1	A	165	GLU
1	A	206	VAL
1	A	215	GLU
1	A	238	PHE

*Continued on next page...*

*Continued from previous page...*

<b>Mol</b>	<b>Chain</b>	<b>Res</b>	<b>Type</b>
1	A	247	ARG
1	B	41	SER
1	B	55	GLU
1	B	90	GLU
1	B	146	THR
1	B	149	HIS
1	B	165	GLU
1	B	166	GLU
1	B	194	PHE
1	B	199	ASP
1	B	201	ASP
1	B	206	VAL
1	B	215	GLU
1	C	36	GLU
1	C	55	GLU
1	C	58	LEU
1	C	92	SER
1	C	111	TYR
1	C	130	TYR
1	C	135	VAL
1	C	137	VAL
1	C	140	GLU
1	C	166	GLU
1	C	209	VAL
1	C	234	HIS
1	C	236	ASN
1	D	16	ASP
1	D	27	ARG
1	D	34	ARG
1	D	55	GLU
1	D	117	GLU
1	D	133	LYS
1	D	141	GLU
1	D	144	SER
1	D	149	HIS
1	D	156	ASP
1	D	165	GLU
1	D	175	ARG
1	D	179	VAL
1	D	188	ARG
1	D	213	SER
1	D	229	ASP



Sometimes sidechains can be flipped to improve hydrogen bonding and reduce clashes. All (14) such sidechains are listed below:

Mol	Chain	Res	Type
1	A	136	GLN
1	A	190	HIS
1	A	253	GLN
1	B	113	GLN
1	C	56	ASN
1	C	190	HIS
1	C	253	GLN
1	D	56	ASN
1	D	113	GLN
1	D	136	GLN
1	D	149	HIS
1	D	190	HIS
1	D	234	HIS
1	D	253	GLN

### 5.3.3 RNA [i](#)

There are no RNA molecules in this entry.

## 5.4 Non-standard residues in protein, DNA, RNA chains [i](#)

There are no non-standard protein/DNA/RNA residues in this entry.

## 5.5 Carbohydrates [i](#)

There are no monosaccharides in this entry.

## 5.6 Ligand geometry [i](#)

Of 4 ligands modelled in this entry, 4 are monoatomic - leaving 0 for Mogul analysis.

There are no bond length outliers.

There are no bond angle outliers.

There are no chirality outliers.

There are no torsion outliers.

There are no ring outliers.

No monomer is involved in short contacts.

## 5.7 Other polymers [i](#)

There are no such residues in this entry.

## 5.8 Polymer linkage issues [i](#)

There are no chain breaks in this entry.

## 6 Fit of model and data

### 6.1 Protein, DNA and RNA chains

In the following table, the column labelled ‘#RSRZ > 2’ contains the number (and percentage) of RSRZ outliers, followed by percent RSRZ outliers for the chain as percentile scores relative to all X-ray entries and entries of similar resolution. The OWAB column contains the minimum, median, 95<sup>th</sup> percentile and maximum values of the occupancy-weighted average B-factor per residue. The column labelled ‘Q < 0.9’ lists the number of (and percentage) of residues with an average occupancy less than 0.9.

Mol	Chain	Analysed	<RSRZ>	#RSRZ>2	OWAB(Å <sup>2</sup> )	Q<0.9
1	A	240/269 (89%)	0.04	8 (3%) 46 41	11, 26, 39, 45	0
1	B	240/269 (89%)	0.17	11 (4%) 32 29	9, 27, 42, 51	0
1	C	240/269 (89%)	0.25	15 (6%) 20 16	15, 28, 43, 55	0
1	D	240/269 (89%)	0.15	14 (5%) 23 19	15, 27, 42, 50	0
All	All	960/1076 (89%)	0.15	48 (5%) 28 25	9, 27, 42, 55	0

All (48) RSRZ outliers are listed below:

Mol	Chain	Res	Type	RSRZ
1	D	216	PRO	5.3
1	C	6	ALA	4.4
1	B	232	GLY	3.9
1	D	231	ALA	3.8
1	B	234	HIS	3.8
1	C	234	HIS	3.8
1	C	253	GLN	3.6
1	A	234	HIS	3.6
1	D	6	ALA	3.5
1	C	246	GLY	3.4
1	B	244	ASN	3.2
1	D	232	GLY	3.2
1	D	246	GLY	3.1
1	D	8	THR	3.1
1	C	247	ARG	3.1
1	B	231	ALA	3.1
1	D	253	GLN	3.0
1	C	225	ALA	2.8
1	A	231	ALA	2.8
1	C	248	LEU	2.8
1	C	216	PRO	2.7

*Continued on next page...*

*Continued from previous page...*

Mol	Chain	Res	Type	RSRZ
1	C	229	ASP	2.6
1	D	234	HIS	2.6
1	B	157	GLY	2.6
1	B	139	GLU	2.5
1	B	253	GLN	2.5
1	A	139	GLU	2.5
1	C	245	SER	2.5
1	B	137	VAL	2.5
1	B	216	PRO	2.5
1	D	139	GLU	2.5
1	A	225	ALA	2.4
1	D	247	ARG	2.4
1	A	228	PRO	2.4
1	C	150	GLU	2.4
1	C	136	GLN	2.3
1	D	233	LEU	2.3
1	C	156	ASP	2.3
1	B	159	ALA	2.3
1	C	10	VAL	2.3
1	A	156	ASP	2.3
1	D	225	ALA	2.2
1	B	55	GLU	2.2
1	A	80	GLY	2.2
1	D	162	ILE	2.1
1	C	250	THR	2.1
1	D	137	VAL	2.0
1	A	56	ASN	2.0

## 6.2 Non-standard residues in protein, DNA, RNA chains [i](#)

There are no non-standard protein/DNA/RNA residues in this entry.

## 6.3 Carbohydrates [i](#)

There are no monosaccharides in this entry.

## 6.4 Ligands [i](#)

In the following table, the Atoms column lists the number of modelled atoms in the group and the number defined in the chemical component dictionary. The B-factors column lists the minimum,

median, 95<sup>th</sup> percentile and maximum values of B factors of atoms in the group. The column labelled 'Q< 0.9' lists the number of atoms with occupancy less than 0.9.

Mol	Type	Chain	Res	Atoms	RSCC	RSR	B-factors(Å <sup>2</sup> )	Q<0.9
2	MN	A	401	1/1	0.94	0.11	20,20,20,20	0
2	MN	D	401	1/1	0.94	0.14	33,33,33,33	0
2	MN	B	401	1/1	0.96	0.09	23,23,23,23	0
2	MN	C	401	1/1	0.98	0.09	18,18,18,18	0

## 6.5 Other polymers [i](#)

There are no such residues in this entry.